

Enforcement Report to the Commission for April 2011 FY11 Year-To-Date Totals

Figure 1: Number of NOV's

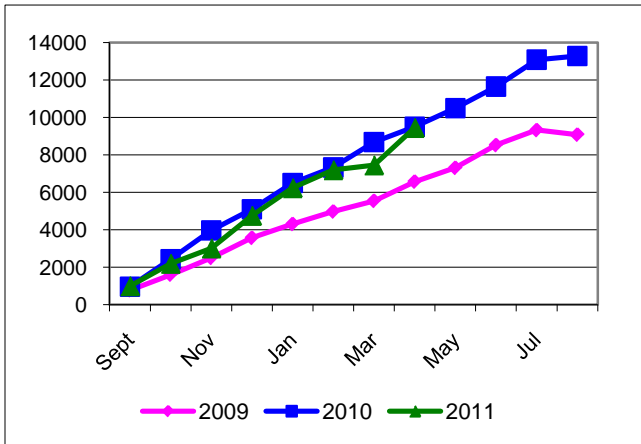


Figure 2: Number of Effective Orders

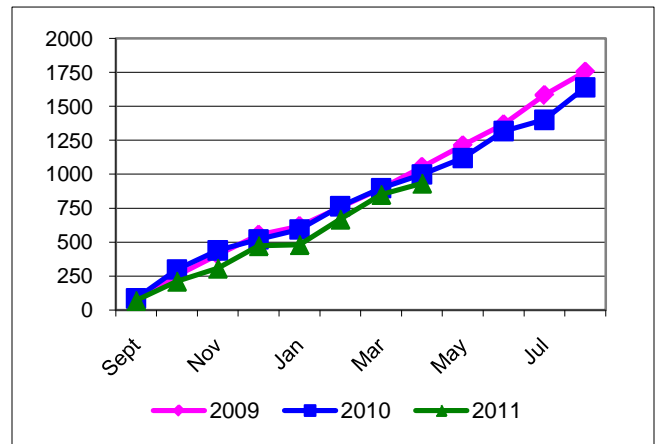


Figure 3: Assessed Penalties

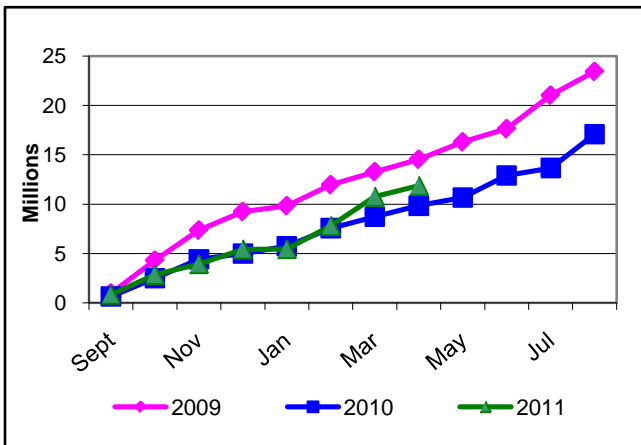


Figure 4: Supplemental Environmental Projects

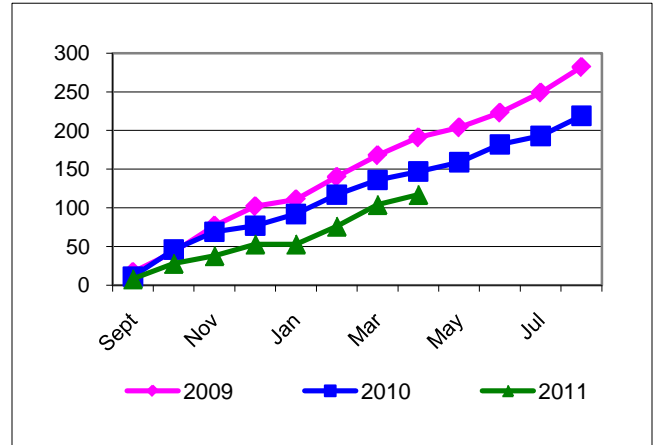


Figure 5: Number of Backlogged Orders

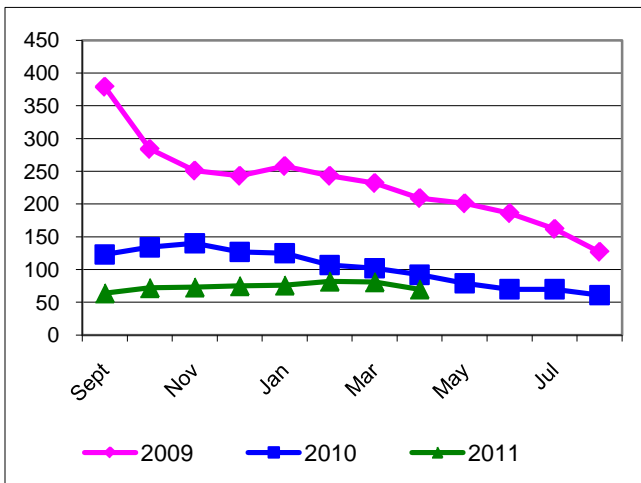


Figure 6: Summary

For fiscal year 2011 through April, TCEQ has:

- Issued 9,457 Notices of Violation
- Issued 933 Administrative Orders (see <http://www5.tceq.state.tx.us/eenf/>);
- Assessed \$11,868,442 in administrative penalties; and
- Approved 117 Supplemental Environmental Projects.

Judgments have been received on 19 cases referred by TCEQ to the Attorney General and the AG has 265 TCEQ cases pending. AG actions typically take from 6 months to 5 years from referral to judgment. For a complete list of court orders from TCEQ referrals, go to: <http://www.tceq.state.tx.us/assets/public/compliance/enforcement/penenfac/CourtOrdersIssued.pdf>

**Enforcement Report to the Commission for April 2011
FY11 Year-To-Date Totals**

Programs Summary:

PROGRAMS	Notices of Violation	Effective Orders	Assessed Penalties
AGRICULTURE	63	9	\$43,713
AIR	746	180	\$5,412,044
DAM SAFETY	201	0	\$0
DRY CLEANERS	2	2	\$2,383
INDUSTRIAL & HAZARDOUS WASTE ¹	182	17	\$900,459
MUNICIPAL SOLID WASTE	181	42	\$307,925
OCCUPATIONAL CERTIFICATION	93	42	\$28,436
PETROLEUM STORAGE TANKS	576	259	\$1,882,155
PUBLIC WATER SUPPLY ²	5,830	103	\$220,311
WATER QUALITY ³	1,436	220	\$2,444,023
WATER RIGHTS	11	12	\$19,265
MULTI-MEDIA	136	47	\$607,728
YTD TOTALS	9,457	933	\$11,868,442
FY10 Total for Year	13,294	1,640	\$17,081,898
FY09 Total for Year	9,090	1,756	\$23,426,525

Year-To-Date Summary:

YTD Penalty Summary	
Total Deferred Penalties	\$1,580,302
Total Penalties to SEP	\$3,283,838
Total Payable Penalties	\$1,580,302
YTD Case Status Summary	
Attorney General (AG) Judgments	19
Pending AG Cases	265
Pending TCEQ Cases	1,336
Backlogged Cases	70
Resolved Cases	143
Orders Being Tracked	1,777

¹ Includes radioactive waste and underground injection control cases

² Includes Notices of Violation based on self reported data

³ Includes Notices of Violation based on self reported data