

Enforcement Report to the Commission for April 2013 FY13 Year-to-Date Totals

Figure 1: Number of NOV's

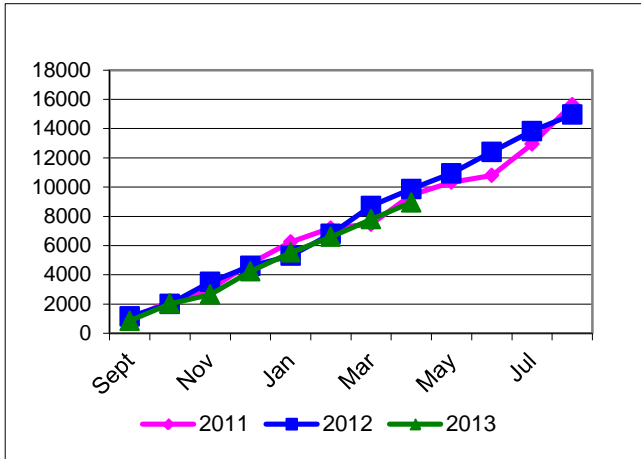


Figure 2: Number of Effective Orders

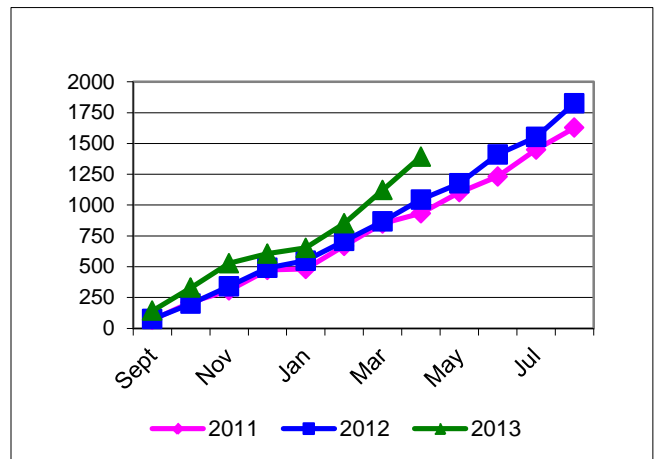


Figure 3: Assessed Penalties

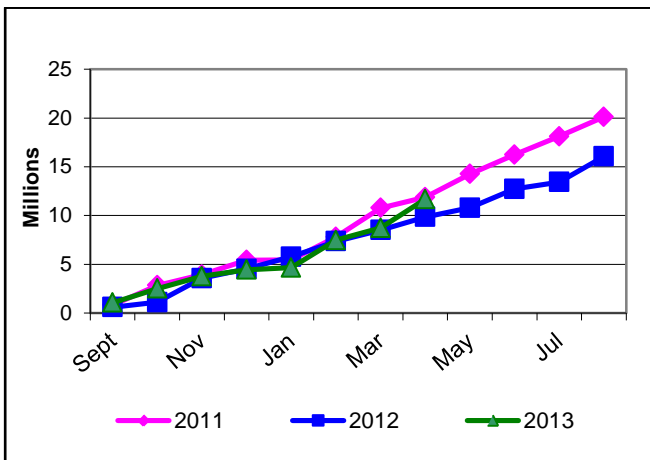


Figure 4: Supplemental Environmental Projects

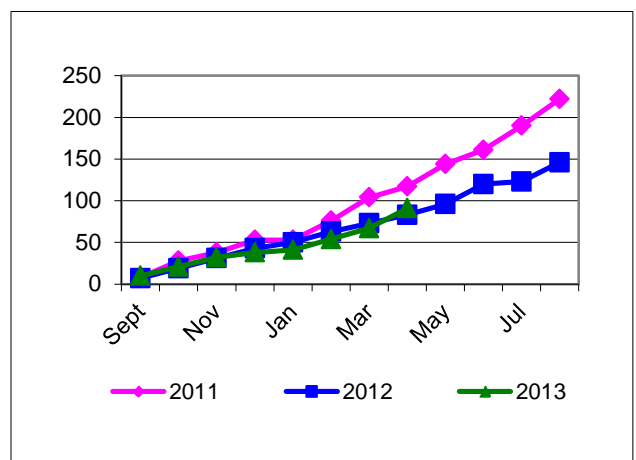


Figure 5: Number of Backlogged Orders

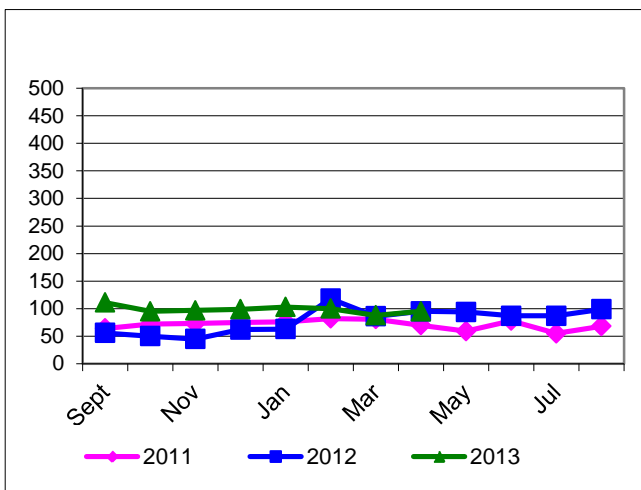


Figure 6: Summary

For fiscal year 2013 through April, TCEQ has:

- Issued **8,950** Notices of Violation
- Issued **1,393** Administrative Orders (see <http://www2.tceq.texas.gov/epic/eenf/>);
- Assessed **\$11,674,391** in administrative penalties; and
- Approved **91** Supplemental Environmental Projects.

Judgments have been received on **26** cases referred by TCEQ to the Attorney General and the AG has **269** TCEQ cases pending. AG actions typically take from 6 months to 5 years from referral to judgment. For a complete list of court orders from TCEQ referrals, go to:

<http://www.tceq.state.tx.us/assets/public/compliance/enforcement/penenf/CourtOrdersIssued.pdf>

**Enforcement Report to the Commission for April 2013
FY13 Year-to-Date Totals**

Programs Summary:

PROGRAMS	Notices of Violation	Effective Orders	Assessed Penalties
AGRICULTURE	42	6	\$75,387
AIR	647	146	\$2,603,141
DAM SAFETY	0	0	\$0
DRY CLEANERS	0	1	\$1,000
INDUSTRIAL & HAZARDOUS WASTE ¹	141	17	\$804,922
MUNICIPAL SOLID WASTE	162	43	\$417,476
OCCUPATIONAL CERTIFICATION	39	26	\$12,956
PETROLEUM STORAGE TANKS	374	653	\$3,526,279
PUBLIC WATER SUPPLY ²	6,263	158	\$296,086
WATER QUALITY ³	1,088	270	\$3,340,339
WATER RIGHTS YTD Complaints = 44	25	20	\$79,819
MULTI-MEDIA	169	53	\$516,986
YTD TOTALS	8,950	1,393	\$11,674,391
FY12 Total for Year	14,952	1,826	\$16,061,369
FY11 Total for Year	15,651	1,628	\$20,108,493

Year-to-Date Summary:

YTD Penalty Summary	
Total Deferred Penalties	\$1,932,722
Total Penalties to SEP	\$1,716,748
Total Payable Penalties	\$8,024,921
YTD Case Status Summary	
Attorney General (AG) Judgments	26
Pending AG Cases	269
Pending TCEQ Cases	1,763
Backlogged Cases	95
Resolved Cases	362
Orders Being Tracked	1,761

¹ Includes radioactive waste and underground injection control cases

² Includes Notices of Violation based on self-reported data

³ Includes Notices of Violation based on self-reported data