

# Enforcement Report to the Commission for April 2015 FY15 Year-to-Date Totals

Figure 1: Number of NOV's

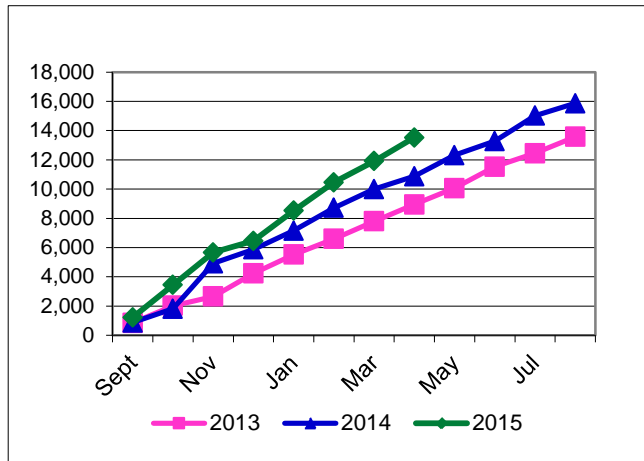


Figure 2: Number of Effective Orders

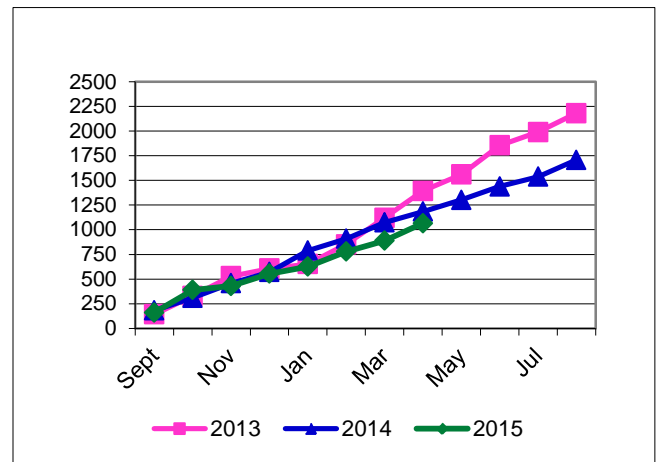


Figure 3: Assessed Penalties

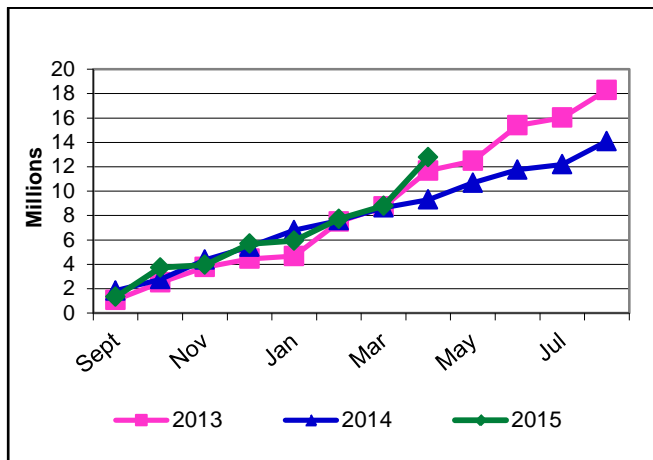


Figure 4: Supplemental Environmental Projects

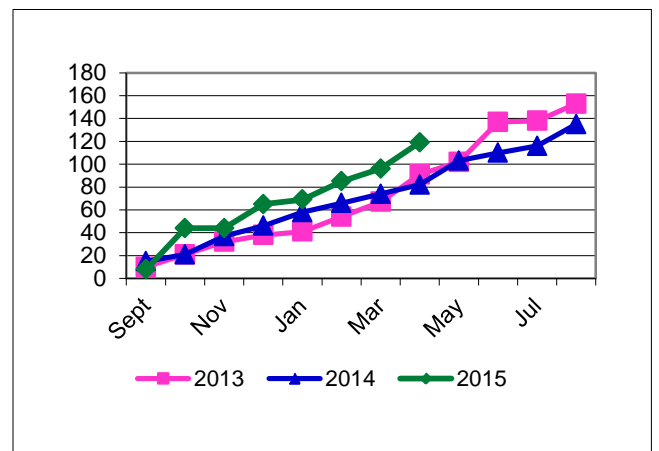


Figure 5: Number of Backlogged Orders

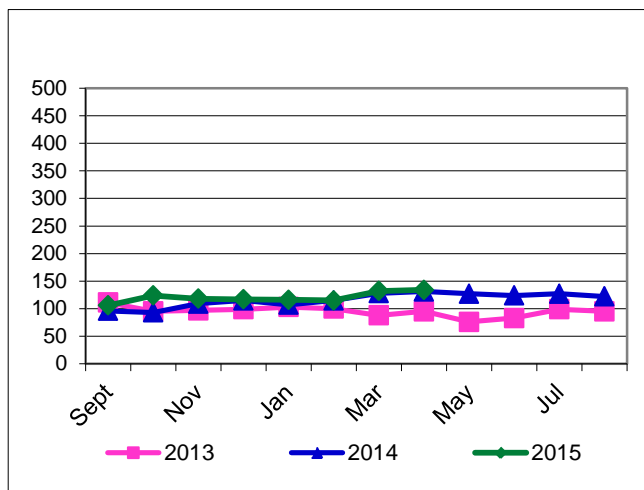


Figure 6: Summary

For fiscal year 2015 through April, TCEQ has:

- Issued **12,526** Notices of Violation
- Issued **1,066** Administrative Orders (see <http://www2.tceq.texas.gov/epic/eenf/>);
- Assessed **\$12,765,282** in administrative penalties; and
- Approved **119** Supplemental Environmental Projects.

Judgments have been received on **30** cases referred by TCEQ to the Attorney General and the AG has **270** TCEQ cases pending. AG actions typically take from 6 months to 5 years from referral to judgment. For a complete list of court orders from TCEQ referrals, go to: <http://www.tceq.state.tx.us/assets/public/compliance/enforcement/penenfac/CourtOrdersIssued.pdf>

**Enforcement Report to the Commission for April 2015  
FY15 Year-to-Date Totals**

**Programs Summary:**

<b>PROGRAMS</b>	<b>Notices of Violation</b>	<b>Effective Orders</b>	<b>Assessed Penalties</b>
AGRICULTURE	32	1	\$4,500
AIR	684	173	\$4,511,726
DAM SAFETY	0	0	\$0
DRY CLEANERS	0	2	\$10,500
INDUSTRIAL & HAZARDOUS WASTE <sup>1</sup>	120	12	\$2,888,611
MUNICIPAL SOLID WASTE	152	53	\$480,625
OCCUPATIONAL CERTIFICATION	41	16	\$11,242
PETROLEUM STORAGE TANKS	370	277	\$1,999,807
PUBLIC WATER SUPPLY <sup>2</sup>	10,909	265	\$454,928
WATER RIGHTS <b>YTD Complaints = 95</b>	193	23	\$15,138
WATER QUALITY <sup>3</sup>	867	190	\$1,916,809
MULTI-MEDIA	158	54	\$471,396
<b>YTD TOTALS</b>	<b>13,526</b>	<b>1,066</b>	<b>\$12,765,282</b>
<b>FY14 Total for Year</b>	<b>15,865</b>	<b>1,708</b>	<b>\$14,091,165</b>
<b>FY13 Total for Year</b>	<b>13,581</b>	<b>2,182</b>	<b>\$18,284,805</b>

**Year-to-Date Summary:**

<b>YTD Penalty Summary</b>	
Total Deferred Penalties	\$1,657,980
Total Penalties to SEP	\$2,187,633
Total Payable Penalties	\$8,919,669
<b>YTD Case Status Summary</b>	
Attorney General (AG) Judgments	30
Pending AG Cases	270
Pending TCEQ Cases	1,328
Backlogged Cases	134
Resolved Cases	143
Orders Being Tracked	1,900

<sup>1</sup> Includes radioactive waste and underground injection control cases

<sup>2</sup> Includes Notices of Violation based on self-reported data

<sup>3</sup> Includes Notices of Violation based on self-reported data