

Enforcement Report to the Commission for February 2011 FY11 Year-To-Date Totals

Figure 1: Number of NOV's

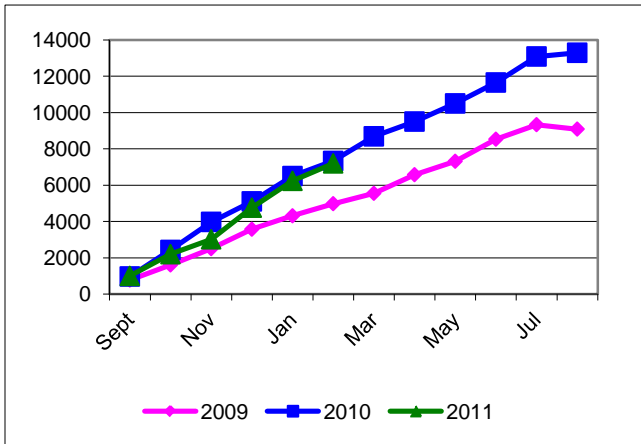


Figure 2: Number of Effective Orders

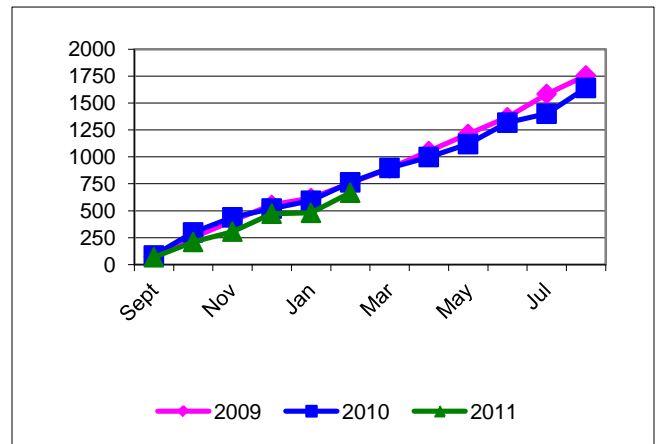


Figure 3: Assessed Penalties

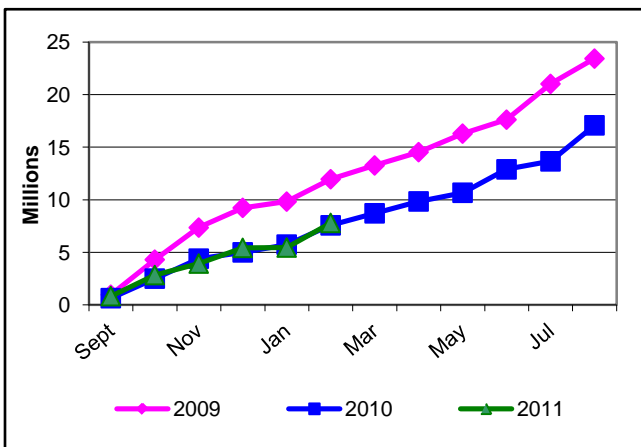


Figure 4: Supplemental Environmental Projects

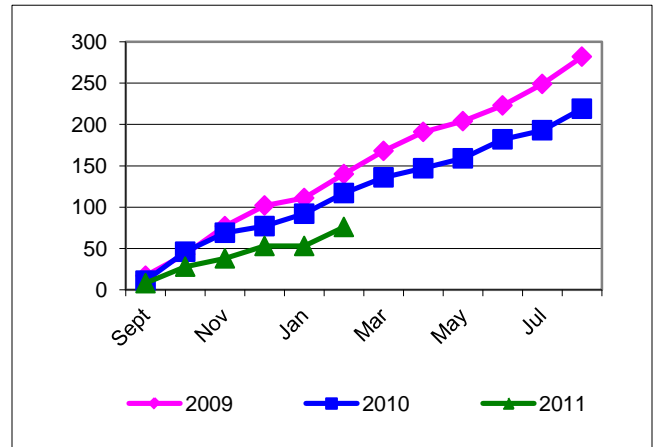


Figure 5: Number of Backlogged Orders

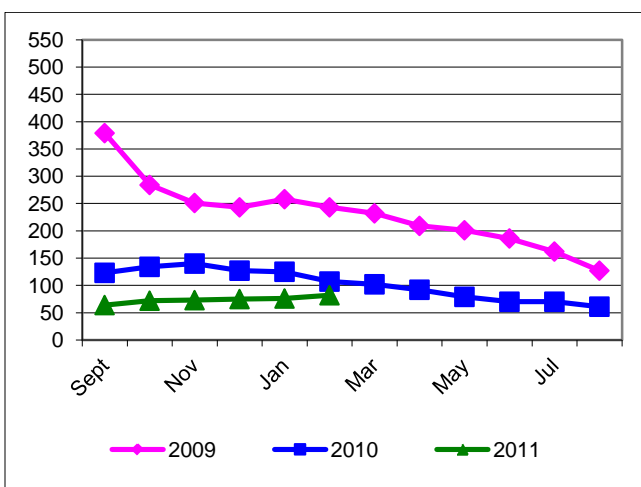


Figure 6: Summary

For fiscal year 2011 through February, TCEQ has:

- Issued 7,199 Notices of Violation
- Issued 668 Administrative Orders (see <http://www5.tceq.state.tx.us/eenf/>);
- Assessed \$7,803,920 in administrative penalties; and
- Approved 76 Supplemental Environmental Projects.

Judgments have been received on 18 cases referred by TCEQ to the Attorney General and the AG has 256 TCEQ cases pending. AG actions typically take from 6 months to 5 years from referral to judgment. For a complete list of court orders from TCEQ referrals, go to:

<http://www.tceq.state.tx.us/assets/public/compliance/enforcement/penenfac/CourtOrdersIssued.pdf>

**Enforcement Report to the Commission for February 2011
FY11 Year-To-Date Totals**

Programs Summary:

PROGRAMS	Notices of Violation	Effective Orders	Assessed Penalties
AGRICULTURE	42	7	\$40,033
AIR	552	117	\$3,065,401
DAM SAFETY	201	0	\$0
DRY CLEANERS	2	2	\$2,383
INDUSTRIAL & HAZARDOUS WASTE ¹	133	14	\$854,259
MUNICIPAL SOLID WASTE	143	35	\$286,583
OCCUPATIONAL CERTIFICATION	74	32	\$21,744
PETROLEUM STORAGE TANKS	421	195	\$1,418,702
PUBLIC WATER SUPPLY ²	4,426	82	\$169,717
WATER QUALITY ³	1,105	150	\$1,705,145
MULTI-MEDIA	100	34	\$239,953
YTD TOTALS	7,199	668	\$7,803,920
FY10 Total for Year	13,294	1,640	\$17,081,898
FY09 Total for Year	9,090	1,756	\$23,426,525

Year-To-Date Summary:

YTD Penalty Summary	
Total Deferred Penalties	\$1,107,513
Total Penalties to SEP	\$2,010,362
Total Payable Penalties	\$4,686,045
YTD Case Status Summary	
Attorney General (AG) Judgments	18
Pending AG Cases	256
Pending TCEQ Cases	1,407
Backlogged Cases	82
Resolved Cases	96
Orders Being Tracked	1,813

¹ Includes radioactive waste and underground injection control cases

² Includes water rights cases and Notices of Violation based on self reported data

³ Includes Notices of Violation based on self reported data