

Enforcement Report to the Commission for January 2012 FY12 Year-To-Date Totals

Figure 1: Number of NOV's

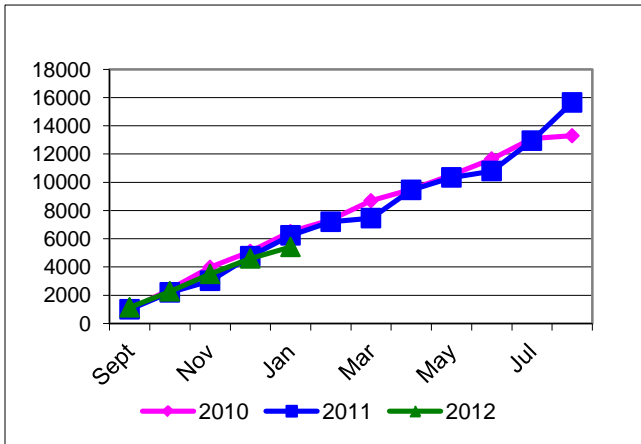


Figure 2: Number of Effective Orders

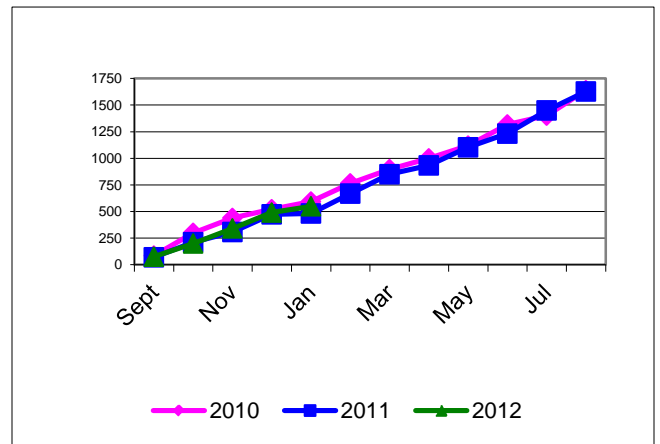


Figure 3: Assessed Penalties

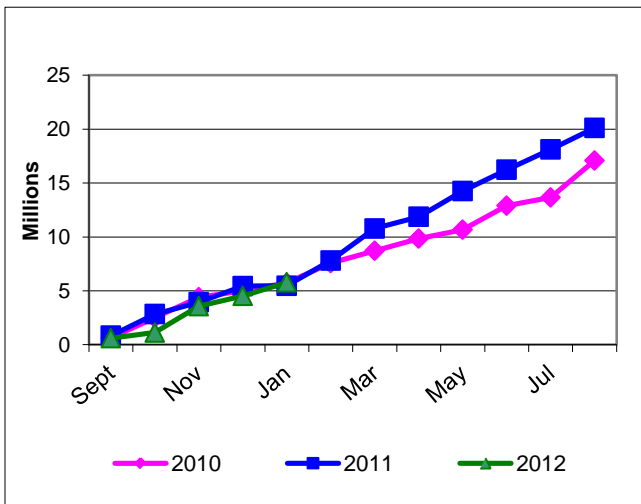


Figure 4: Supplemental Environmental Projects

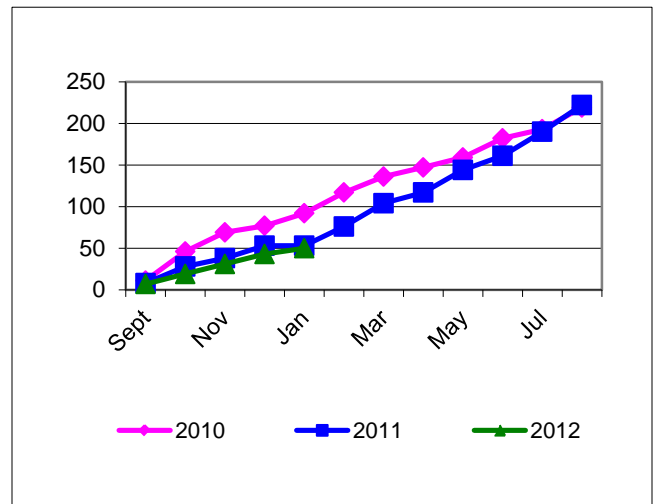


Figure 5: Number of Backlogged Orders

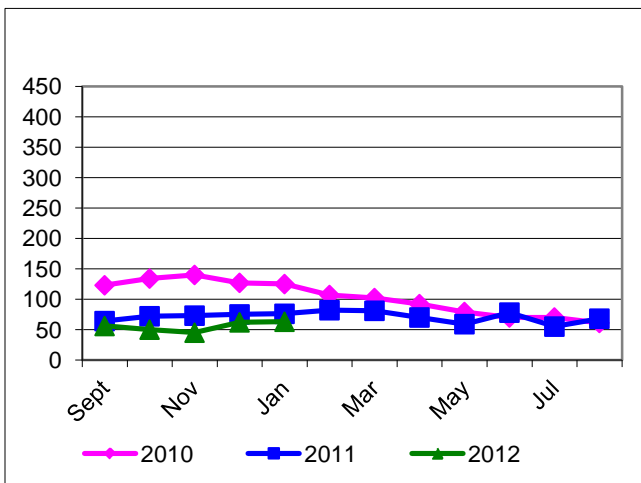


Figure 6: Summary

For fiscal year 2012 through **January**, TCEQ has:

- Issued **5,419** Notices of Violation
- Issued **549** Administrative Orders (see <http://www5.tceq.state.tx.us/eenf/>);
- Assessed **\$5,785,151** in administrative penalties; and
- Approved **50** Supplemental Environmental Projects.

Judgments have been received on **15** cases referred by TCEQ to the Attorney General and the AG has **254** TCEQ cases pending. AG actions typically take from 6 months to 5 years from referral to judgment. For a complete list of court orders from TCEQ referrals, go to:

<http://www.tceq.state.tx.us/assets/public/compliance/enforcement/penenfac/CourtOrdersIssued.pdf>

**Enforcement Report to the Commission for January 2012
FY12 Year-To-Date Totals**

Programs Summary:

PROGRAMS	Notices of Violation	Effective Orders	Assessed Penalties
AGRICULTURE	26	6	\$20,200
AIR	479	72	\$ 2,380,013
DAM SAFETY	0	0	\$0
DRY CLEANERS	0	1	\$7,586
INDUSTRIAL & HAZARDOUS WASTE ¹	65	9	\$174,724
MUNICIPAL SOLID WASTE	125	22	\$ 167,563
OCCUPATIONAL CERTIFICATION	36	12	\$8,817
PETROLEUM STORAGE TANKS	253	191	\$1,342,137
PUBLIC WATER SUPPLY ²	3720	67	\$201,115
WATER QUALITY ³	630	117	\$ 1,171,273
WATER RIGHTS	8	6	\$3,175
MULTI-MEDIA	77	46	\$308,548
YTD TOTALS	5,421	549	\$ 5,785,151
FY11 Total for Year	15,651	1,628	\$20,108,493
FY10 Total for Year	13,294	1,640	\$17,081,898

Year-To-Date Summary:

YTD Penalty Summary	
Total Deferred Penalties	\$ 578,370
Total Penalties to SEP	\$ 1,012,332
Total Payable Penalties	\$ 4,194,449
YTD Case Status Summary	
Attorney General (AG) Judgments	15
Pending AG Cases	254
Pending TCEQ Cases	1,729
Backlogged Cases	63
Resolved Cases	145
Orders Being Tracked	1,647

¹ Includes radioactive waste and underground injection control cases

² Includes Notices of Violation based on self reported data

³ Includes Notices of Violation based on self reported data