

Enforcement Report to the Commission for October 2013 FY14 Year-to-Date Totals

Figure 1: Number of NOV's

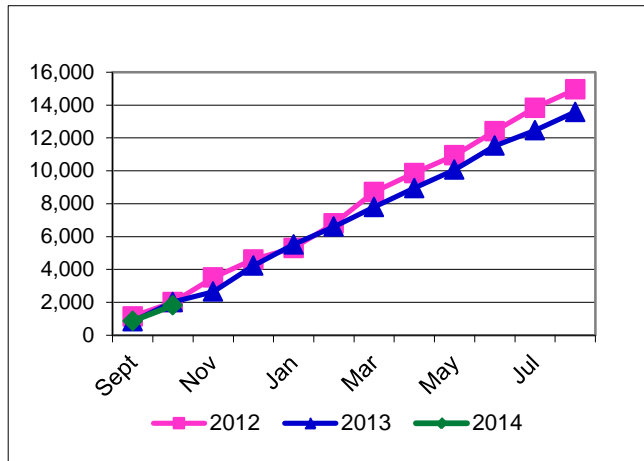


Figure 2: Number of Effective Orders

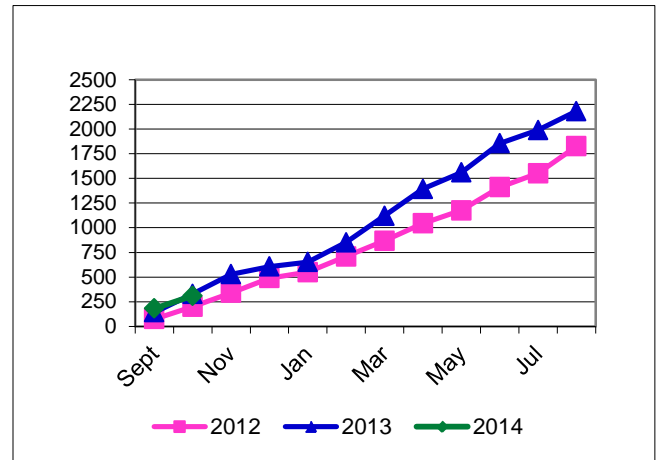


Figure 3: Assessed Penalties

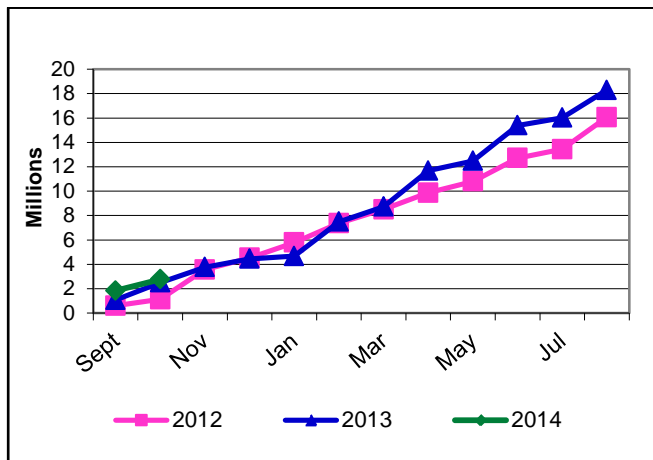


Figure 4: Supplemental Environmental Projects

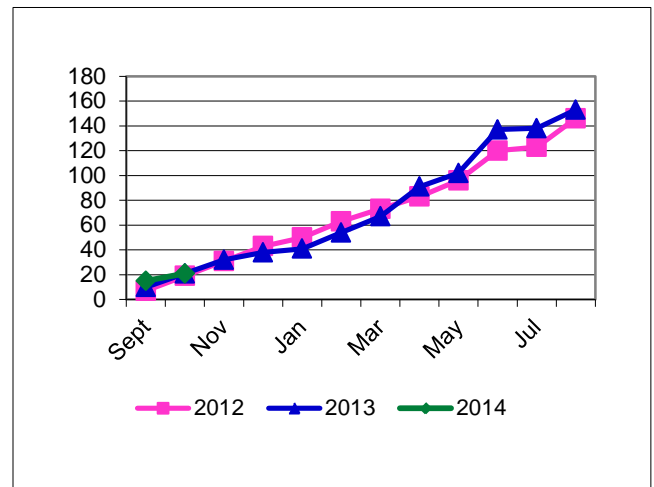


Figure 5: Number of Backlogged Orders

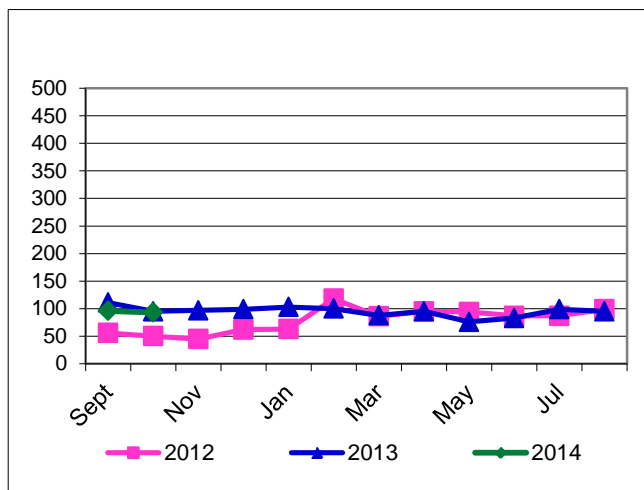


Figure 6: Summary

For fiscal year 2014 through **October**, TCEQ has:

- Issued **1,809** Notices of Violation
- Issued **309** Administrative Orders (see <http://www2.tceq.texas.gov/epic/eenf/>);
- Assessed **\$2,773,408** in administrative penalties; and
- Approved **21** Supplemental Environmental Projects.

Judgments have been received on **5** cases referred by TCEQ to the Attorney General and the AG has **265** TCEQ cases pending. AG actions typically take from 6 months to 5 years from referral to judgment. For a complete list of court orders from TCEQ referrals, go to: <http://www.tceq.state.tx.us/assets/public/compliance/enforcement/penenfac/CourtOrdersIssued.pdf>

**Enforcement Report to the Commission for October 2013
FY14 Year-to-Date Totals**

Programs Summary:

| PROGRAMS | Notices of Violation | Effective Orders | Assessed Penalties |
|--------------------------------------------|-----------------------------|-------------------------|---------------------------|
| AGRICULTURE | 16 | 0 | \$0 |
| AIR | 127 | 36 | \$993,353 |
| DAM SAFETY | 0 | 0 | \$0 |
| DRY CLEANERS | 0 | 0 | \$0 |
| INDUSTRIAL & HAZARDOUS WASTE ¹ | 26 | 3 | \$50,437 |
| MUNICIPAL SOLID WASTE | 35 | 5 | \$27,812 |
| OCCUPATIONAL CERTIFICATION | 12 | 2 | \$7,675 |
| PETROLEUM STORAGE TANKS | 114 | 156 | \$1,028,494 |
| PUBLIC WATER SUPPLY ² | 1,174 | 54 | \$64,426 |
| WATER RIGHTS YTD Complaints = 35 | 51 | 0 | \$0 |
| WATER QUALITY ³ | 214 | 47 | \$424,387 |
| MULTI-MEDIA | 40 | 6 | \$176,824 |
| YTD TOTALS | 1,809 | 309 | \$2,773,408 |
| FY13 Total for Year | 13,581 | 2,182 | \$18,284,805 |
| FY12 Total for Year | 14,952 | 1,826 | \$16,061,369 |

Year-to-Date Summary:

| | |
|---------------------------------|-------------|
| YTD Penalty Summary | |
| Total Deferred Penalties | \$348,501 |
| Total Penalties to SEP | \$466,697 |
| Total Payable Penalties | \$1,958,210 |
| YTD Case Status Summary | |
| Attorney General (AG) Judgments | 5 |
| Pending AG Cases | 265 |
| Pending TCEQ Cases | 1,555 |
| Backlogged Cases | 93 |
| Resolved Cases | 57 |
| Orders Being Tracked | 1,596 |

¹ Includes radioactive waste and underground injection control cases

² Includes Notices of Violation based on self-reported data

³ Includes Notices of Violation based on self-reported data