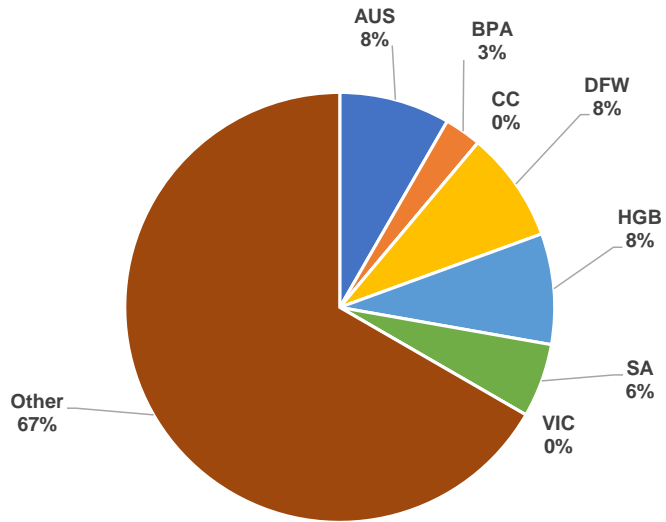


**Texas Clean School Bus (TCSB) Program  
Replacement Projects by Area  
2017 through August 31, 2019**

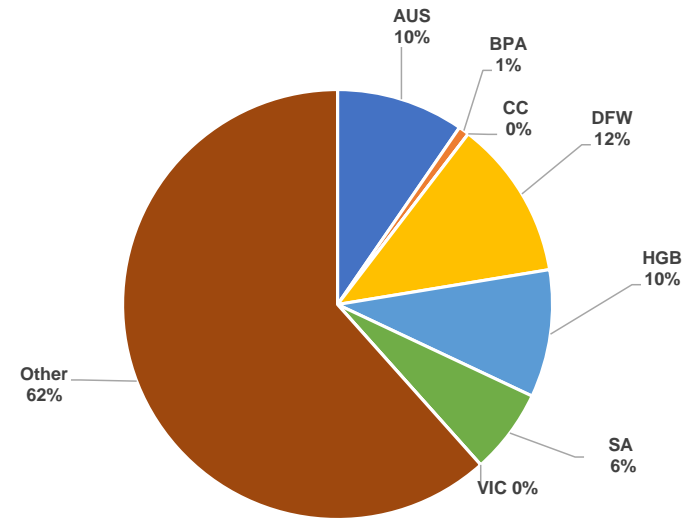
AREA	NUMBER OF PROJECTS	NUMBER OF ACTIVITIES	GRANT AMOUNT	TOTAL NO <sub>x</sub> REDUCED (TONS)	COST PER TON OF NO <sub>x</sub> REDUCED	TONS PER DAY OF NO <sub>x</sub> REDUCED 2019	TONS PER DAY OF NO <sub>x</sub> REDUCED 2020	TONS PER DAY OF NO <sub>x</sub> REDUCED 2021	TONS PER DAY OF NO <sub>x</sub> REDUCED 2022
Austin (AUS)	3	12	\$589,500	6.01	\$98,087	0.00	0.00	0.00	0.01
Beaumont/Port Arthur (BPA)	1	1	\$45,000	0.61	\$74,294	0.00	0.00	0.00	0.00
Corpus Christi (CC)	0	0	\$9,900	0.09	\$111,959	0.00	0.00	0.00	0.00
Dallas/Fort Worth (DFW)	3	15	\$752,875	8.88	\$84,762	0.01	0.01	0.01	0.01
Houston/Galveston/Brazoria (HGB)	3	12	\$620,980	5.11	\$121,523	0.00	0.00	0.00	0.00
San Antonio (SA)	2	8	\$386,955	4.22	\$91,607	0.00	0.00	0.00	0.00
Victoria (VIC)	0	0	\$1,980	0.02	\$111,959	0.00	0.00	0.00	0.00
Other Texas Counties	24	77	\$3,662,810	44.01	\$83,234	0.03	0.03	0.04	0.04
<b>TOTAL</b>	<b>36</b>	<b>125</b>	<b>\$6,070,000</b>	<b>68.94</b>	<b>\$88,042</b>	<b>0.05</b>	<b>0.05</b>	<b>0.05</b>	<b>0.06</b>

**Texas Clean School Bus (TCSB) Program  
Replacement Projects by Area  
2017 through August 31, 2019**

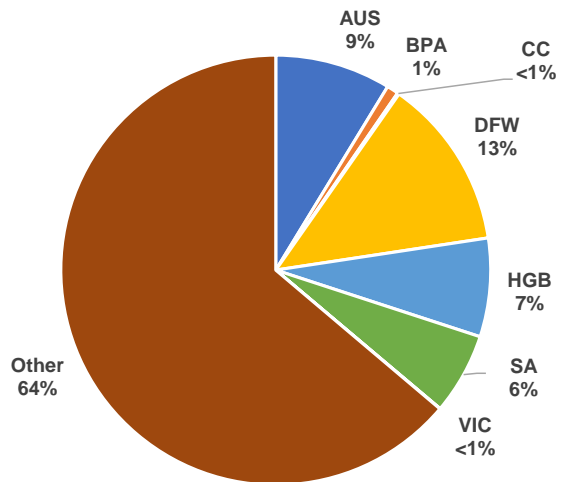
**NUMBER OF PROJECTS**



**NUMBER OF ACTIVITIES**



**TOTAL NO<sub>x</sub> REDUCED (TONS)**



**GRANT AMOUNT**

