

**Texas Natural Gas Vehicle Grant Program
Projects by Fuel Type¹
2010 through August 31, 2019**

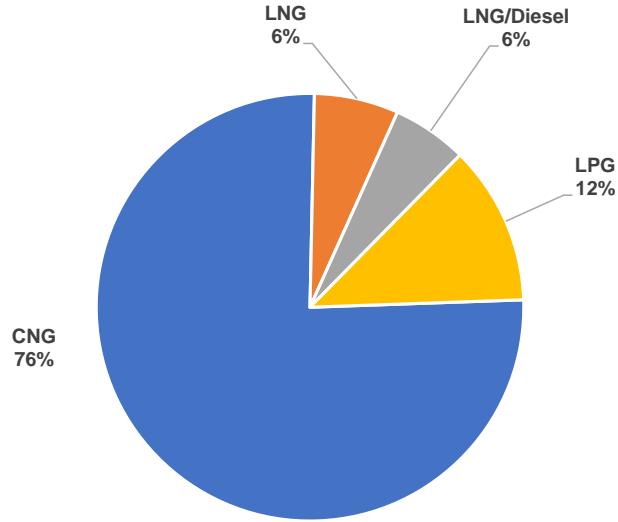
FUEL TYPE²	NUMBER OF PROJECTS	NUMBER OF ACTIVITIES	GRANT AMOUNT	TOTAL NO_x REDUCED (TONS)	COST PER TON OF NO_x REDUCED	TONS PER DAY OF NO_x REDUCED 2019	TONS PER DAY OF NO_x REDUCED 2020	TONS PER DAY OF NO_x REDUCED 2021	TONS PER DAY OF NO_x REDUCED 2022
CNG	107	899	\$40,177,977	1,201.86	\$33,430	0.81	0.57	0.23	0.29
LNG	9	139	\$7,092,000	272.87	\$25,991	0.27	0.01	0.01	0.01
LNG/Diesel	8	61	\$5,430,000	162.23	\$33,471	0.16	0.00	0.00	0.00
LPG	17	106	\$3,251,245	48.68	\$66,792	0.03	0.03	0.03	0.05
TOTAL	141	1,205	\$55,951,222	1,685.63	\$33,193	1.27	0.61	0.27	0.35

¹Does not include projects funded and subsequently canceled.

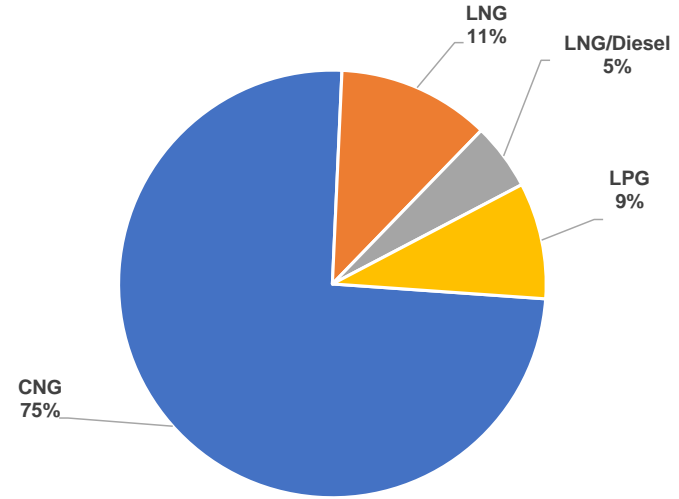
²CNG=Compressed Natural Gas; LNG=Liquefied Natural Gas; LPG=Liquefied Petroleum Gas

**Texas Natural Gas Vehicle Grant Program
Projects by Fuel Type¹
2010 through August 31, 2019**

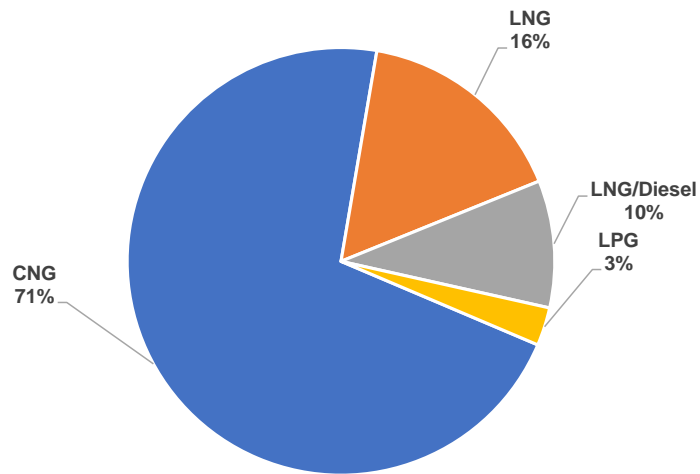
NUMBER OF PROJECTS



NUMBER OF ACTIVITIES



TOTAL NO_x REDUCED (TONS)



GRANT AMOUNT

