

# FEDERAL OPERATING PERMIT

A FEDERAL OPERATING PERMIT IS HEREBY ISSUED TO  
Exxon Mobil Corporation

AUTHORIZING THE OPERATION OF  
Baytown Olefins Plant  
All Other Basic Organic Chemical Manufacturing

LOCATED AT  
Harris County, Texas  
Latitude 29° 45' 0" Longitude 95° 1' 0"  
Regulated Entity Number: RN102212925

This permit is issued in accordance with and subject to the Texas Clean Air Act (TCAA), Chapter 382 of the Texas Health and Safety Code and Title 30 Texas Administrative Code Chapter 122 (30 TAC Chapter 122), Federal Operating Permits. Under 30 TAC Chapter 122, this permit constitutes the permit holder's authority to operate the site and emission units listed in this permit. Operations of the site and emission units listed in this permit are subject to all additional rules or amended rules and orders of the Commission pursuant to the TCAA.

This permit does not relieve the permit holder from the responsibility of obtaining New Source Review authorization for new, modified, or existing facilities in accordance with 30 TAC Chapter 116, Control of Air Pollution by Permits for New Construction or Modification.

The site and emission units authorized by this permit shall be operated in accordance with 30 TAC Chapter 122, the general terms and conditions, special terms and conditions, and attachments contained herein.

This permit shall expire five years from the date of issuance. The renewal requirements specified in 30 TAC § 122.241 must be satisfied in order to renew the authorization to operate the site and emission units.

Permit No:     O1553     Issuance Date: \_\_\_\_\_

\_\_\_\_\_  
For the Commission

## Table of Contents

Section	Page
General Terms and Conditions .....	1
Special Terms and Conditions: .....	1
Emission Limitations and Standards, Monitoring and Testing, and Recordkeeping and Reporting.....	1
Additional Monitoring Requirements .....	14
New Source Review Authorization Requirements .....	15
Compliance Requirements.....	16
Risk Management Plan .....	18
Protection of Stratospheric Ozone .....	18
Alternative Requirements.....	19
Permit Location .....	19
Permit Shield (30 TAC § 122.148) .....	19
Attachments .....	20
Applicable Requirements Summary.....	21
Additional Monitoring Requirements .....	421
Permit Shield.....	469
New Source Review Authorization References .....	506
Alternative Requirement.....	526
Appendix A.....	543
Acronym List .....	544
Appendix B.....	545

## **General Terms and Conditions**

The permit holder shall comply with all terms and conditions contained in 30 TAC § 122.143 (General Terms and Conditions), 30 TAC § 122.144 (Recordkeeping Terms and Conditions), 30 TAC § 122.145 (Reporting Terms and Conditions), and 30 TAC § 122.146 (Compliance Certification Terms and Conditions).

In accordance with 30 TAC § 122.144(1), records of required monitoring data and support information required by this permit, or any applicable requirement codified in this permit, are required to be maintained for a period of five years from the date of the monitoring report, sample, or application unless a longer data retention period is specified in an applicable requirement. The five year record retention period supersedes any less stringent retention requirement that may be specified in a condition of a permit identified in the New Source Review Authorization attachment.

If the permit holder chooses to demonstrate that this permit is no longer required, a written request to void this permit shall be submitted to the Texas Commission on Environmental Quality (TCEQ) by the Responsible Official in accordance with 30 TAC § 122.161(e). The permit holder shall comply with the permit's requirements, including compliance certification and deviation reporting, until notified by the TCEQ that this permit is voided.

The permit holder shall comply with 30 TAC Chapter 116 by obtaining a New Source Review authorization prior to new construction or modification of emission units located in the area covered by this permit.

All reports required by this permit must include in the submittal a cover letter which identifies the following information: company name, TCEQ regulated entity number, air account number (if assigned), site name, area name (if applicable), and Air Permits Division permit number(s).

## **Special Terms and Conditions:**

### **Emission Limitations and Standards, Monitoring and Testing, and Recordkeeping and Reporting**

1. Permit holder shall comply with the following requirements:
  - A. Emission units (including groups and processes) in the Applicable Requirements Summary attachment shall meet the limitations, standards, equipment specifications, monitoring, recordkeeping, reporting, testing, and other requirements listed in the Applicable Requirements Summary attachment to assure compliance with the permit.
  - B. The textual description in the column titled "Textual Description" in the Applicable Requirements Summary attachment is not enforceable and is not deemed as a substitute for the actual regulatory language. The Textual Description is provided for information purposes only.
  - C. A citation listed on the Applicable Requirements Summary attachment, which has a notation [G] listed before it, shall include the referenced section and subsection for all commission rules, or paragraphs for all federal and state regulations and all subordinate paragraphs, subparagraphs and clauses, subclauses, and items contained within the referenced citation as applicable requirements.
  - D. When a grouped citation, notated with a [G] in the Applicable Requirements Summary, contains multiple compliance options, the permit holder must keep records of when each compliance option was used.
  - E. Emission units subject to 40 CFR Part 63, Subparts A, F, G, H, YY, EEEE, YYYY, ZZZZ, and DDDDD as identified in the attached Applicable Requirements Summary table are

subject to 30 TAC Chapter 113, Subchapter C, §113.100, §113.110, §113.120, §113.130, §113.560, §113.880, §113.1080, §113.1090, and §113.1130, respectively, which incorporate the 40 CFR Part 63 Subparts by reference.

- F. For the purpose of generating emission reduction credits through 30 TAC Chapter 101, Subchapter H, Division 1 (Emission Credit Banking and Trading), the permit holder shall comply with the following requirements:
- (i) Title 30 TAC § 101.302 (relating to General Provisions)
  - (ii) Title 30 TAC § 101.303 (relating to Emission Reduction Credit Generation Certification)
  - (iii) Title 30 TAC § 101.304 (relating to Mobile Emission Reduction Credit Generation and Certification)
  - (iv) Title 30 TAC § 101.309 (relating to Emission Credit Banking and Trading)
  - (v) The terms and conditions by which the emission limits are established to generate the reduction credit are applicable requirements of this permit
- G. The permit holder shall comply with the following 30 TAC Chapter 101, Subchapter H, Division 3 (Mass Emission Cap and Trade Program) Requirements:
- (i) Title 30 TAC § 101.352 (relating to General Provisions)
  - (ii) Title 30 TAC § 101.353 (relating to Allocation of Allowances)
  - (iii) Title 30 TAC § 101.354 (relating to Allowance Deductions)
  - (iv) Title 30 TAC § 101.356 (relating to Allowance Banking and Trading)
  - (v) Title 30 TAC § 101.359 (relating to Reporting)
  - (vi) Title 30 TAC § 101.360 (relating to Level of Activity Certification)
  - (vii) The terms and conditions by which the emission limits are established to meet or exceed the cap are applicable requirements of this permit
- H. For the purpose of generating discrete emission reduction credits through 30 TAC Chapter 101, Subchapter H, Division 4 (Discrete Emission Credit Banking and Trading), the permit holder shall comply with the following requirements:
- (i) Title 30 TAC § 101.372 (relating to General Provisions)
  - (ii) Title 30 TAC § 101.373 (relating to Discrete Emission Reduction Credit Generation and Certification)
  - (iii) Title 30 TAC § 101.374 (relating to Mobile Discrete Emission Reduction Credit Generation and Certification)
  - (iv) Title 30 TAC § 101.378 (relating to Discrete Emission Credit Banking and Trading)

- (v) The terms and conditions by which the emission limits are established to generate the discrete reduction credit are applicable requirements of this permit
- I. The permit holder shall comply with the following 30 TAC Chapter 101, Subchapter H, Division 6 (Highly Reactive Volatile Organic Compound Emissions Cap and Trade Program) requirements:
  - (i) Title 30 TAC § 101.393 (relating to General Provisions)
  - (ii) Title 30 TAC § 101.394 (relating to Allocation of Allowances)
  - (iii) Title 30 TAC § 101.396 (relating to Allowance Deductions)
  - (iv) Title 30 TAC § 101.399 (relating to Allowance Banking and Trading)
  - (v) Title 30 TAC § 101.400 (relating to Reporting)
  - (vi) The terms and conditions by which the emission limits are established to meet or exceed the cap are applicable requirements of this permit
- 2. The permit holder shall comply with the following sections of 30 TAC Chapter 101 (General Air Quality Rules):
  - A. Title 30 TAC § 101.1 (relating to Definitions), insofar as the terms defined in this section are used to define the terms used in other applicable requirements
  - B. Title 30 TAC § 101.3 (relating to Circumvention)
  - C. Title 30 TAC § 101.8 (relating to Sampling), if such action has been requested by the TCEQ
  - D. Title 30 TAC § 101.9 (relating to Sampling Ports), if such action has been requested by the TCEQ
  - E. Title 30 TAC § 101.10 (relating to Emissions Inventory Requirements)
  - F. Title 30 TAC § 101.201 (relating to Emission Event Reporting and Recordkeeping Requirements)
  - G. Title 30 TAC § 101.211 (relating to Scheduled Maintenance, Start-up, and Shutdown Reporting and Recordkeeping Requirements)
  - H. Title 30 TAC § 101.221 (relating to Operational Requirements)
  - I. Title 30 TAC § 101.222 (relating to Demonstrations)
  - J. Title 30 TAC § 101.223 (relating to Actions to Reduce Excessive Emissions)
- 3. Permit holder shall comply with the following requirements of 30 TAC Chapter 111:
  - A. Visible emissions from stationary vents with a flow rate of less than 100,000 actual cubic feet per minute and constructed after January 31, 1972 that are not listed in the Applicable Requirements Summary attachment for 30 TAC Chapter 111, Subchapter A, Division 1, shall not exceed 20% opacity averaged over a six-minute period. The permit

holder shall comply with the following requirements for stationary vents at the site subject to this standard:

- (i) Title 30 TAC § 111.111(a)(1)(B) (relating to Requirements for Specified Sources)
- (ii) Title 30 TAC § 111.111(a)(1)(E)
- (iii) Title 30 TAC § 111.111(a)(1)(F)(i), (ii), (iii), or (iv)
- (iv) For emission units with vent emissions subject to 30 TAC § 111.111(a)(1)(B), complying with 30 TAC § 111.111(a)(1)(F)(ii), (iii), or (iv), and capable of producing visible emissions from, but not limited to, particulate matter, acid gases and NO<sub>x</sub>, the permit holder shall also comply with the following periodic monitoring requirements for the purpose of annual compliance certification under 30 TAC § 122.146. These periodic monitoring requirements do not apply to vents that are not capable of producing visible emissions such as vents that emit only colorless VOCs; vents from non-fuming liquids; vents that provide passive ventilation, such as plumbing vents; or vent emissions from any other source that does not obstruct the transmission of light. Vents, as specified in the "Applicable Requirements Summary" attachment, that are subject to the emission limitation of 30 TAC § 111.111(a)(1)(B) are not subject to the following periodic monitoring requirements:
  - (1) An observation of stationary vents from emission units in operation shall be conducted at least once during each calendar quarter unless the emission unit is not operating for the entire quarter.
  - (2) For stationary vents from a combustion source, if an alternative to the normally fired fuel is fired for a period greater than or equal to 24 consecutive hours, the permit holder shall conduct an observation of the stationary vent for each such period to determine if visible emissions are present. If such period is greater than 3 months, observations shall be conducted once during each quarter. Supplementing the normally fired fuel with natural gas or fuel gas to increase the net heating value to the minimum required value does not constitute creation of an alternative fuel.
  - (3) Records of all observations shall be maintained.
  - (4) Visible emissions observations of emission units operated during daylight hours shall be conducted no earlier than one hour after sunrise and no later than one hour before sunset. Visible emissions observations of emission units operated only at night must be made with additional lighting and the temporary installation of contrasting backgrounds. Visible emissions observations shall be made during times when the activities described in 30 TAC § 111.111(a)(1)(E) are not taking place. Visible emissions shall be determined with each stationary vent in clear view of the observer. The observer shall be at least 15 feet, but not more than 0.25 mile, away from each stationary vent during the observation. For outdoor locations, the observer shall select a position where the sun is not directly in the observer's eyes. When condensed water vapor is present within the plume, as it emerges from the emissions outlet, observations must be made beyond the point in the plume at which condensed water vapor is no longer visible. When water vapor within the plume condenses and becomes visible at a distance from the emissions outlet, the observation shall be evaluated at the outlet

prior to condensation of water vapor. A certified opacity reader is not required for visible emissions observations.

(5) Compliance Certification:

- (a) If visible emissions are not present during the observation, the RO may certify that the source is in compliance with the applicable opacity requirement in 30 TAC § 111.111(a)(1) and (a)(1)(B).
- (b) However, if visible emissions are present during the observation, the permit holder shall either list this occurrence as a deviation on the next deviation report as required under 30 TAC § 122.145(2) or conduct the appropriate opacity test specified in 30 TAC § 111.111(a)(1)(F) as soon as practicable, but no later than 24 hours after observing visible emissions to determine if the source is in compliance with the opacity requirements. If an opacity test is performed and the source is determined to be in compliance, the RO may certify that the source is in compliance with the applicable opacity requirement. However, if an opacity test is performed and the source is determined to be out of compliance, the permit holder shall list this occurrence as a deviation on the next deviation report as required under 30 TAC § 122.145(2). The opacity test must be performed by a certified opacity reader.
- (c) Some vents may be subject to multiple visible emission or monitoring requirements. All credible data must be considered when certifying compliance with this requirement even if the observation or monitoring was performed to demonstrate compliance with a different requirement.

B. For visible emissions from a building, enclosed facility, or other structure; the permit holder shall comply with the following requirements:

- (i) Title 30 TAC § 111.111(a)(7)(A) (relating to Requirements for Specified Sources)
- (ii) Title 30 TAC § 111.111(a)(7)(B)(i) or (ii)
- (iii) For a building containing an air emission source, enclosed facility, or other structure containing or associated with an air emission source subject to 30 TAC § 111.111(a)(7)(A), complying with 30 TAC § 111.111(a)(7)(B)(i) or (ii), and capable of producing visible emissions from, but not limited to, particulate matter, acid gases and NO<sub>x</sub>, the permit holder shall also comply with the following periodic monitoring requirements for the purpose of annual compliance certification under 30 TAC § 122.146:
  - (1) An observation of visible emissions from a building containing an air emission source, enclosed facility, or other structure containing or associated with an air emission source which is required to comply with 30 TAC § 111.111(a)(7)(A) shall be conducted at least once during each calendar quarter unless the air emission source or enclosed facility is not operating for the entire quarter.
  - (2) Records of all observations shall be maintained.

(3) Visible emissions observations of air emission sources or enclosed facilities operated during daylight hours shall be conducted no earlier than one hour after sunrise and no later than one hour before sunset. Visible emissions observations of air emission sources or enclosed facilities operated only at night must be made with additional lighting and the temporary installation of contrasting backgrounds. Visible emissions shall be determined with each emissions outlet in clear view of the observer. The observer shall be at least 15 feet, but not more than 0.25 mile, away from each emissions outlet during the observation. For outdoor locations, the observer shall select a position where the sun is not directly in the observer's eyes. When condensed water vapor is present within the plume, as it emerges from the emissions outlet, observations must be made beyond the point in the plume at which condensed water vapor is no longer visible. When water vapor within the plume condenses and becomes visible at a distance from the emissions outlet, the observation shall be evaluated at the outlet prior to condensation of water vapor. A certified opacity reader is not required for visible emissions observations.

(4) Compliance Certification:

- (a) If visible emissions are not present during the observation, the RO may certify that the source is in compliance with the applicable opacity requirement in 30 TAC § 111.111(a)(7) and (a)(7)(A).
- (b) However, if visible emissions are present during the observation, the permit holder shall either list this occurrence as a deviation on the next deviation report as required under 30 TAC § 122.145(2) or conduct the appropriate opacity test specified in 30 TAC § 111.111(a)(7)(B) as soon as practicable, but no later than 24 hours after observing visible emissions to determine if the source is in compliance with the opacity requirements. If an opacity test is performed and the source is determined to be in compliance, the RO may certify that the source is in compliance with the applicable opacity requirement. However, if an opacity test is performed and the source is determined to be out of compliance, the permit holder shall list this occurrence as a deviation on the next deviation report as required under 30 TAC § 122.145(2). The opacity test must be performed by a certified opacity reader.

C. For visible emissions from all other sources not specified in 30 TAC § 111.111(a)(1), (4), or (7); the permit holder shall comply with the following requirements:

- (i) Title 30 TAC § 111.111(a)(8)(A) (relating to Requirements for Specified Sources)
- (ii) Title 30 TAC § 111.111(a)(8)(B)(i) or (ii)
- (iii) For a source subject to 30 TAC § 111.111(a)(8)(A), complying with 30 TAC § 111.111(a)(8)(B)(i) or (ii), and capable of producing visible emissions from, but not limited to, particulate matter, acid gases and NO<sub>x</sub>, the permit holder shall also comply with the following periodic monitoring requirements for the purpose of annual compliance certification under 30 TAC § 122.146:



- (1) An observation of visible emissions from a source which is required to comply with 30 TAC § 111.111(a)(8)(A) shall be conducted at least once during each calendar quarter unless the source is not operating for the entire quarter.
  - (2) Records of all observations shall be maintained.
  - (3) Visible emissions observations of sources operated during daylight hours shall be conducted no earlier than one hour after sunrise and no later than one hour before sunset. Visible emissions observations of sources operated only at night must be made with additional lighting and the temporary installation of contrasting backgrounds. Visible emissions shall be determined with each source in clear view of the observer. The observer shall be at least 15 feet, but not more than 0.25 mile, away from each source during the observation. For outdoor locations, the observer shall select a position where the sun is not directly in the observer's eyes. When condensed water vapor is present within the plume, as it emerges from the emissions outlet, observations must be made beyond the point in the plume at which condensed water vapor is no longer visible. When water vapor within the plume condenses and becomes visible at a distance from the emissions outlet, the observation shall be evaluated at the outlet prior to condensation of water vapor. A certified opacity reader is not required for visible emissions observations.
  - (4) Compliance Certification:
    - (a) If visible emissions are not present during the observation, the RO may certify that the source is in compliance with the applicable opacity requirement in 30 TAC § 111.111(a)(8) and (a)(8)(A)
    - (b) However, if visible emissions are present during the observation, the permit holder shall either list this occurrence as a deviation on the next deviation report as required under 30 TAC § 122.145(2) or conduct the appropriate opacity test specified in 30 TAC § 111.111(a)(8)(B) as soon as practicable, but no later than 24 hours after observing visible emissions to determine if the source is in compliance with the opacity requirements. If an opacity test is performed and the source is determined to be in compliance, the RO may certify that the source is in compliance with the applicable opacity requirement. However, if an opacity test is performed and the source is determined to be out of compliance, the permit holder shall list this occurrence as a deviation on the next deviation report as required under 30 TAC § 122.145(2). The opacity test must be performed by a certified opacity reader.
- D. Certification of opacity readers determining opacities under Method 9 (as outlined in 40 CFR Part 60, Appendix A) to comply with opacity monitoring requirements shall be accomplished by completing the Visible Emissions Evaluators Course, or approved agency equivalent, no more than 180 days before the opacity reading.
- E. Emission limits on nonagricultural processes, except for the steam generators specified in 30 TAC § 111.153, shall comply with the following requirements:

- (i) Emissions of PM from any source may not exceed the allowable rates as required in 30 TAC § 111.151(a) (relating to Allowable Emissions Limits)
  - (ii) Sources with an effective stack height ( $h_e$ ) less than the standard effective stack height ( $H_e$ ), must reduce the allowable emission level by multiplying it by  $[h_e/H_e]^2$  as required in 30 TAC § 111.151(b)
  - (iii) Effective stack height shall be calculated by the equation specified in 30 TAC § 111.151(c)
- F. Permit holder shall comply with the following requirements for steam generators:
- (i) Emissions from any oil or gas fuel-fired steam generator with a heat input capacity greater than 2,500 MMBtu per hour may not exceed 0.1 pound of TSP per MMBtu of heat input, averaged over a two-hour period, as required in 30 TAC § 111.153(c) (relating to Emissions Limits for Steam Generators).
- G. Outdoor burning, as stated in 30 TAC § 111.201, shall not be authorized unless the following requirements are satisfied:
- (i) Title 30 TAC § 111.213 (relating to Exception for Hydrocarbon Burning)
  - (ii) Title 30 TAC § 111.221 (relating to Responsibility for Consequences of Outdoor Burning)
4. For storage vessels maintaining working pressure as specified in 30 TAC Chapter 115, Subchapter B, Division 1: Storage of Volatile Organic Compounds, the permit holder shall comply with the requirements of 30 TAC § 115.112(e)(1).
5. For industrial wastewater specified in 30 TAC Chapter 115, Subchapter B, the permit holder shall comply with 40 CFR Part 63, Subpart G as specified in 30 TAC § 115.143(c)(1) - (3).
6. The permit holder shall comply with the following requirements of 30 TAC Chapter 115, Subchapter F, Division 3, Degassing of Storage Tanks, Transport Vessels and Marine Vessels:
- A. For degassing of stationary VOC storage tanks, the permit holder shall comply with the following requirements:
- (i) Title 30 TAC § 115.541(a) - (c) (relating to Emission Specifications)
  - (ii) Title 30 TAC § 115.541(f) (relating to Emission Specifications), for floating roof storage tanks
  - (iii) Title 30 TAC § 115.542(a) and (a)(1), (a)(2), (a)(3) or (a)(4) (relating to Control Requirements). Where the requirements of 30 TAC Chapter 115, Subchapter F contain multiple compliance options, the permit holder shall keep records of when each compliance option was used.
  - (iv) Title 30 TAC § 115.542(b) - (d), (relating to Control Requirements)
  - (v) Title 30 TAC § 115.543 (relating to Alternate Control Requirements)
  - (vi) Title 30 TAC § 115.544(a)(1) and (a)(2) (relating to Inspection, Monitoring, and Testing Requirements), for inspections

- (vii) Title 30 TAC § 115.544(b) (relating to Inspection, Monitoring, and Testing Requirements), for monitoring
- (viii) Title 30 TAC § 115.544(b)(1) and (b)(2) (relating to Inspection, Monitoring, and Testing Requirements), for monitoring of control devices
- (ix) Title 30 TAC § 115.544(b)(2)(A) - (J) (relating to Inspection, Monitoring, and Testing Requirements), for monitoring (as appropriate to the control device)
- (x) Title 30 TAC § 115.544(b)(3), (b)(4) and (b)(6) (relating to Inspection, Monitoring, and Testing Requirements), for VOC concentration or lower explosive limit threshold monitoring
- (xi) Title 30 TAC § 115.544(c), and (c)(1) - (c)(3) (relating to Inspection, Monitoring, and Testing Requirements), for testing of control devices used to comply with 30 TAC § 115.542(a)(1)
- (xii) Title 30 TAC § 115.545(1) - (7), (9) - (11) and (13) (relating to Approved Test Methods)
- (xiii) Title 30 TAC § 115.546(a), (a)(1) and (a)(3) (relating to Recordkeeping and Notification Requirements), for recordkeeping
- (xiv) Title 30 TAC § 115.546(a)(2) and (a)(2)(A) - (J) (relating to Recordkeeping and Notification Requirements), for recordkeeping (as appropriate to the control device)
- (xv) Title 30 TAC § 115.546(a)(4) (relating to Recordkeeping and Notification Requirements), for recordkeeping of testing of control devices used to comply with 30 TAC § 115.542(a)(1)
- (xvi) Title 30 TAC § 115.546(b) (relating to Recordkeeping and Notification Requirements), for notification
- (xvii) Title 30 TAC § 115.547(4) (relating to Exemptions)

7. The permit holder shall comply with the following requirements of 30 TAC Chapter 115, Subchapter H, Division 1 for pressure relief devices not controlled by a flare:

- A. Title 30 TAC § 115.725(c)
- B. Title 30 TAC § 115.725(c)(1), (c)(1)(A) - (C)
- C. Title 30 TAC § 115.725(c)(2)
- D. Title 30 TAC § 115.725(c)(3), (c)(3)(A) - (E)
- E. Title 30 TAC § 115.725(c)(4)
- F. Title 30 TAC § 115.725(l)
- G. Title 30 TAC § 115.726(c), (c)(1) - (4)

8. The permit holder shall comply with the requirements of 30 TAC § 115.726(e)(3)(A) for vent streams having no potential to emit HRVOC.

9. The permit holder shall comply with the requirements of 30 TAC § 115.726(e)(3)(A) for vent streams from sources exempt under 30 TAC § 115.727(c)(3).
10. The permit holder shall comply with the following requirements for units subject to any subpart of 40 CFR Part 60, unless otherwise stated in the applicable subpart:
  - A. Title 40 CFR § 60.7 (relating to Notification and Recordkeeping)
  - B. Title 40 CFR § 60.8 (relating to Performance Tests)
  - C. Title 40 CFR § 60.11 (relating to Compliance with Standards and Maintenance Requirements)
  - D. Title 40 CFR § 60.12 (relating to Circumvention)
  - E. Title 40 CFR § 60.13 (relating to Monitoring Requirements)
  - F. Title 40 CFR § 60.14 (relating to Modification)
  - G. Title 40 CFR § 60.15 (relating to Reconstruction)
  - H. Title 40 CFR § 60.19 (relating to General Notification and Reporting Requirements)
11. The permit holder shall comply with the following requirements for units subject to any subpart of 40 CFR Part 61, unless otherwise stated in the applicable subpart:
  - A. Title 40 CFR § 61.05 (relating to Prohibited Activities)
  - B. Title 40 CFR § 61.07 (relating to Application for Approval of Construction or Modification)
  - C. Title 40 CFR § 61.09 (relating to Notification of Start-up)
  - D. Title 40 CFR § 61.10 (relating to Source Reporting and Request Waiver)
  - E. Title 40 CFR § 61.12 (relating to Compliance with Standards and Maintenance Requirements)
  - F. Title 40 CFR § 61.13 (relating to Emissions Tests and Waiver of Emission Tests)
  - G. Title 40 CFR § 61.14 (relating to Monitoring Requirements)
  - H. Title 40 CFR § 61.15 (relating to Modification)
  - I. Title 40 CFR § 61.19 (relating to Circumvention)
12. For facilities where total annual benzene quantity from waste is greater than or equal to 10 megagrams per year and subject to emission standards in 40 CFR Part 61, Subpart FF, the permit holder shall comply with the following requirements:
  - A. Title 40 CFR § 61.342(c)(1)(i) - (iii) (relating to Standards: General)
  - B. Title 40 CFR § 61.342(c)(2) (relating to Standards: General)
  - C. For exempting waste streams:

- (i) Title 40 CFR § 61.342(c)(3)(i) (relating to Standards: General)
  - (ii) Title 40 CFR § 61.342(c)(3)(ii)(A) - (C) (relating to Standards: General)
  - D. Title 40 CFR § 61.342(f)(1), and (2) (relating to Standards: General)
  - E. Title 40 CFR § 61.342(g) (relating to Standards: General)
  - F. Title 40 CFR § 61.350(a) and (b) (relating to Standards: Delay of Repair)
  - G. Title 40 CFR § 61.355(a)(1)(iii), (a)(2), (a)(6), (b), and (c)(1) - (3) (relating to Test Methods, Procedures, and Compliance Provisions)
  - H. Title 40 CFR § 61.355(j) (relating to Test Methods, Procedures, and Compliance Provisions), for calculation procedures
  - I. Title 40 CFR § 61.356(a) (relating to Recordkeeping Requirements)
  - J. Title 40 CFR § 61.356(b), and (b)(1) (relating to Recordkeeping Requirements)
  - K. Title 40 CFR § 61.356(b)(2)(i) - (ii) (relating to Recordkeeping Requirements)
  - L. Title 40 CFR § 61.356(b)(5) (relating to Recordkeeping Requirements)
  - M. Title 40 CFR § 61.356(c) (relating to Recordkeeping Requirements)
  - N. Title 40 CFR § 61.357(a), (d)(1), (d)(2) (d)(6) and (d)(8) (relating to Reporting Requirements)
  - O. Title 40 CFR § 61.357(d)(3) (relating to Reporting Requirements)
13. For facilities with containers subject to emission standards in 40 CFR Part 61, Subpart FF, the permit holder shall comply with the following requirements:
- A. Title 40 CFR § 61.345(a)(1) - (3), (b), and (c) (relating to Standards: Containers)
  - B. Title 40 CFR § 61.355(h) (relating to Test Methods, Procedures and Compliance Provisions)
  - C. Title 40 CFR § 61.356(g) (relating to Recordkeeping Requirements)
  - D. Title 40 CFR § 61.356(h) (relating to Recordkeeping Requirements)
14. For facilities with individual drain systems subject to emission standards in 40 CFR Part 61, Subpart FF, the permit holder shall comply with the following requirements:
- A. Title 40 CFR § 61.346(a)(1)(i)(A), (B), (ii), (2), and (3) (relating to Standards: Individual Drain Systems)
  - B. Title 40 CFR § 61.355(h) (relating to Test Methods, Procedures and Compliance Provisions)
  - C. Title 40 CFR § 61.356(g) (relating to Recordkeeping Requirements)
  - D. Title 40 CFR § 61.356(h) (relating to Recordkeeping Requirements)

15. The permit holder shall comply with the requirements of 30 TAC Chapter 113, Subchapter C, § 113.100 for units subject to any subpart of 40 CFR Part 63, unless otherwise stated in the applicable subpart.
16. For the chemical manufacturing process specified in 40 CFR Part 63, Subpart F, the permit holder shall comply with 40 CFR § 63.103(a) (relating to General Compliance, Reporting, and Recordkeeping Provisions) (Title 30 TAC Chapter 113, Subchapter C, § 113.110 incorporated by reference).
17. For the chemical manufacturing facilities with a 40 CFR Part 63, Subpart G Group 1 or Group 2 wastewater streams that are also subject to 40 CFR Part 61, Subpart FF, the permit holder shall comply with the following requirements (Title 30 TAC Chapter 113, Subchapter C, § 113.120 incorporated by reference):
  - A. Title 40 CFR § 63.110(e)(1) (relating to Applicability), for 40 CFR Part 63, Subpart G applicability to Group 1 or 2 Wastewater Streams
18. For the chemical manufacturing facilities with a 40 CFR Part 63, Subpart G Group 2 wastewater stream, the permit holder shall comply with (Title 30 TAC Chapter 113, Subchapter C, § 113.120 incorporated by reference):
  - A. Title 40 CFR § 63.132(a), (a)(1), and (a)(1)(i) (relating to Process Wastewater Provisions - General)
  - B. Title 40 CFR § 63.146(b)(1) (relating to Process Wastewater Provisions - Reporting)
  - C. Title 40 CFR § 63.147(b)(8) (relating to Process Wastewater Provisions - Recordkeeping)
19. For the transfer of Group 1 wastewater streams or residuals from Group 1 wastewater streams the permit holder shall comply with the following requirements:
  - A. Title 40 CFR § 63.132(g) (relating to Process Wastewater Provisions - General)
  - B. Title 40 CFR § 63.152(b)(5) and (c)(4)(iv) (relating to General Reporting and Continuous Records)
20. For the chemical manufacturing facilities subject to leak detection requirements in 40 CFR Part 63, Subpart G, the permit holder shall comply with the following requirements (Title 30 TAC Chapter 113, Subchapter C, § 113.120 incorporated by reference):
  - A. General Leak Detection Requirements:
    - (i) Title 40 CFR § 63.148(d)(1) - (3), and (e) (relating to Leak Inspection Provisions)
    - (ii) Title 40 CFR § 63.148(c), (g), (g)(2), (h), and (h)(2) (relating to Leak Inspection Provisions), for monitoring and testing requirements
    - (iii) Title 40 CFR §§ 63.148(g)(2), (h)(2), (i)(1) - (2), (i)(4)(i) - (viii), (i)(5), and 63.152(a)(1) - (5), for recordkeeping requirements
    - (iv) Title 40 CFR §§ 63.148(j), 63.151(a)(6)(i) - (iii), (b)(1) - (2), (j)(1) - (3), 63.152(a)(1) - (5), (b), (b)(1)(i) - (ii), and (b)(4), for reporting requirements
  - B. For closed vent system or vapor collection systems constructed of hard piping:

- (i) Title 40 CFR § 63.148(b)(1)(ii) (relating to Leak Inspection Provisions), for monitoring and testing requirements
  - (ii) Title 40 CFR § 63.148(i)(6) (relating to Leak Inspection Provisions), for recordkeeping requirements
- C. For facilities not operating flow indicators:
- (i) Title 40 CFR § 63.148(f)(2) (relating to Leak Inspection Provisions), for monitoring and testing requirements
  - (ii) Title 40 CFR § 63.148(i)(3)(ii) (relating to Leak Inspection Provisions), for recordkeeping requirements
  - (iii) Title 40 CFR § 63.148(j)(3) (relating to Leak Inspection Provisions), for reporting requirements
21. For the chemical manufacturing facilities subject to wastewater operations requirements in 40 CFR Part 63, Subpart G, the permit holder shall comply with the following requirements (Title 30 TAC Chapter 113, Subchapter C, § 113.120 incorporated by reference):
- A. Title 40 CFR § 63.135(a) - (f) (relating to Process Wastewater Provisions - Containers)
22. For wood furniture manufacturing operations specified in 40 CFR Part 63, Subpart JJ, the permit holder shall comply with the following requirements (Title 30 TAC Chapter 113, Subchapter C, § 113.410 incorporated by reference):
- A. Title 40 CFR § 63.800(a) (relating to Applicability), for recordkeeping requirements for an incidental wood furniture manufacturer
23. For transfer of waste from ethylene production facilities subject to 40 CFR Part 63, Subpart YY the permit holder shall comply with the following requirements (Title 30 TAC Chapter 113, Subchapter C, § 113.560 incorporated by reference):
- A. Title 40 CFR § 63.1096(a) - (d) (Title 30 TAC Chapter 113, Subchapter C, § 113.550 incorporated by reference)
  - B. Title 40 CFR § 63.1109(a) and (c)
24. For benzene laden waste streams from ethylene process facilities subject to 40 CFR Part 63, Subpart YY with total annual benzene quantity from the facility of 10 megagrams per year or more the permit holder shall comply with the following requirements as specified in 40 CFR § 63.1095(b)(2) (Title 30 TAC Chapter 113, Subchapter C, § 113.560 incorporated by reference):
- A. For facilities with waste managed in containers the permit holder shall comply with the following requirements:
    - (i) Title 40 CFR § 61.355(h) (relating to Test Methods, Procedures and Compliance Provisions)
    - (ii) Title 40 CFR § 61.356(g) (relating to Recordkeeping Requirements)
    - (iii) Title 40 CFR § 61.356(h) (relating to Recordkeeping Requirements)

- B. For facilities with waste managed in individual drain systems the permit holder shall comply with the following requirements:
  - (i) Title 40 CFR § 61.346(a)(1)(i)(A), (B), (ii), (2), and (3) (relating to Standards: Individual Drain Systems)
  - (ii) Title 40 CFR § 61.355(h) (relating to Test Methods, Procedures and Compliance Provisions)
  - (iii) Title 40 CFR § 61.356(g) (relating to Recordkeeping Requirements)
  - (iv) Title 40 CFR § 61.356(h) (relating to Recordkeeping Requirements)
- 25. For site remediation projects subject to 40 CFR Part 63, Subpart GGGGG that will remove remediation material containing less than 1 megagram per year of the HAP listed in Table 1 to Subpart GGGGG, the permit holder shall comply with 40 CFR § 63.7881(c)(1) - (3) (Title 30 TAC Chapter 113, Subchapter C, § 113.1160 incorporated by reference).
- 26. The permit holder shall comply with certified registrations submitted to the TCEQ for purposes of establishing federally enforceable emission limits. A copy of the certified registration shall be maintained with the permit. Records sufficient to demonstrate compliance with the established limits shall be maintained. The certified registration and records demonstrating compliance shall be provided, on request, to representatives of the appropriate TCEQ regional office and any local air pollution control agency having jurisdiction over the site. The permit holder shall submit updated certified registrations when changes at the site require establishment of new emission limits. If changes result in emissions that do not remain below major source thresholds, the permit holder shall submit a revision application to codify the appropriate requirements in the permit.

**Additional Monitoring Requirements**

- 27. Unless otherwise specified, the permit holder shall comply with the compliance assurance monitoring requirements as specified in the attached “CAM Summary” upon issuance of the permit. In addition, the permit holder shall comply with the following:
  - A. The permit holder shall comply with the terms and conditions contained in 30 TAC § 122.147 (General Terms and Conditions for Compliance Assurance Monitoring).
  - B. The permit holder shall report, consistent with the averaging time identified in the “CAM Summary,” deviations as defined by the deviation limit in the “CAM Summary.” Any monitoring data below a minimum limit or above a maximum limit, that is collected in accordance with the requirements specified in 40 CFR § 64.7(c), shall be reported as a deviation. Deviations shall be reported according to 30 TAC § 122.145 (Reporting Terms and Conditions).
  - C. The permit holder may elect to collect monitoring data on a more frequent basis and average the data, consistent with the averaging time or minimum frequency specified in the “CAM Summary,” for purposes of determining whether a deviation has occurred. However, the additional data points must be collected on a regular basis. In no event shall data be collected and used in particular instances in order to avoid reporting deviations. All monitoring data shall be collected in accordance with the requirements specified in 40 CFR § 64.7(c).



- D. The permit holder shall operate the monitoring, identified in the attached “CAM Summary,” in accordance with the provisions of 40 CFR § 64.7.
  - E. The permit holder shall comply with the requirements of 40 CFR § 70.6(a)(3)(ii)(A) and 30 TAC § 122.144(1)(A)-(F) for documentation of all required inspections.
28. The permit holder shall comply with the periodic monitoring requirements as specified in the attached “Periodic Monitoring Summary” upon issuance of the permit. Except for, as applicable, monitoring malfunctions, associated repairs, and required quality assurance or control activities (including, as applicable, calibration checks and required zero and span adjustments), the permit holder shall conduct all monitoring in continuous operation (or shall collect data at all required intervals) at all times that the pollutant-specific emissions unit is operating. The permit holder may elect to collect monitoring data on a more frequent basis and average the data, consistent with the averaging time or minimum frequency specified in the “Periodic Monitoring Summary,” for purposes of determining whether a deviation has occurred. However, the additional data points must be collected on a regular basis. In no event shall data be collected and used in particular instances to avoid reporting deviations. Deviations shall be reported according to 30 TAC § 122.145 (Reporting Terms and Conditions).

### **New Source Review Authorization Requirements**

29. Permit holder shall comply with the requirements of New Source Review authorizations issued or claimed by the permit holder for the permitted area, including permits, permits by rule (including the terms, conditions, monitoring, recordkeeping, and reporting identified in registered PBRs and permits by rule identified in the PBR Supplemental Tables dated May 17, 2023 in the application for project 23071), standard permits, flexible permits, special permits, permits for existing facilities including Voluntary Emissions Reduction Permits and Electric Generating Facility Permits issued under 30 TAC Chapter 116, Subchapter I, or special exemptions referenced in the New Source Review Authorization References attachment. These requirements:
- A. Are incorporated by reference into this permit as applicable requirements
  - B. Shall be located with this operating permit
  - C. Are not eligible for a permit shield
30. The permit holder shall comply with the general requirements of 30 TAC Chapter 106, Subchapter A or the general requirements, if any, in effect at the time of the claim of any PBR.
31. The permit holder shall maintain records to demonstrate compliance with any emission limitation or standard that is specified in a permit by rule (PBR) or Standard Permit listed in the New Source Review Authorizations attachment. The records shall yield reliable data from the relevant time period that are representative of the emission unit’s compliance with the PBR or Standard Permit. These records may include, but are not limited to, production capacity and throughput, hours of operation, safety data sheets (SDS), chemical composition of raw materials, speciation of air contaminant data, engineering calculations, maintenance records, fugitive data, performance tests, capture/control device efficiencies, direct pollutant monitoring (CEMS, COMS, or PEMS), or control device parametric monitoring. These records shall be made readily accessible and available as required by 30 TAC § 122.144. Any monitoring or recordkeeping data indicating noncompliance with the PBR or Standard Permit shall be considered and reported as a deviation according to 30 TAC § 122.145 (Reporting Terms and Conditions).
32. The permit holder shall comply with the following requirements for Air Quality Standard Permits:

- A. Registration requirements listed in 30 TAC § 116.611, unless otherwise provided for in an Air Quality Standard Permit
  - B. General Conditions listed in 30 TAC § 116.615, unless otherwise provided for in an Air Quality Standard Permit
  - C. Applicable requirements of 30 TAC § 116.617 for Pollution Control Projects based on the information contained in the registration application.
33. The permit holder shall comply with the following requirements for flexible permits of 30 TAC Chapter 116:
- A. Title 30 TAC § 116.715 (relating to General and Special Conditions)
  - B. Title 30 TAC § 116.716 (relating to Emission Caps and Individual Emission Limitations)
  - C. Title 30 TAC § 116.717 (relating to Implementation Schedule for Additional Controls)
  - D. Title 30 TAC § 116.718 (relating to Significant Emission Increase)
  - E. Title 30 TAC § 116.720 (relating to Limitation on Physical and Operational Changes)
  - F. Title 30 TAC § 116.721(a) (relating to requirements for Amendments and Alterations)

### **Compliance Requirements**

34. The permit holder shall certify compliance in accordance with 30 TAC § 122.146. The permit holder shall comply with 30 TAC § 122.146 using at a minimum, but not limited to, the continuous or intermittent compliance method data from monitoring, recordkeeping, reporting, or testing required by the permit and any other credible evidence or information. The certification period may not exceed 12 months and the certification must be submitted within 30 days after the end of the period being certified.
35. Permit holder shall comply with the following 30 TAC Chapter 117 requirements:
- A. The permit holder shall comply with the compliance schedules and submit written notification to the TCEQ Executive Director as required in 30 TAC Chapter 117, Subchapter H, Division 1:
    - (i) For sources in the Houston-Galveston-Brazoria Nonattainment area, 30 TAC § 117.9020:
      - (1) Title 30 TAC § 117.9020(2)(A), (C), and (D)
    - (ii) For electric generating facilities in the Houston-Galveston-Brazoria Nonattainment area, 30 TAC § 117.9020(2)(B)
  - B. The permit holder shall comply with the Initial Control Plan unit listing requirement in 30 TAC § 117.350(c) and (c)(1).
  - C. The permit holder shall comply with the requirements of 30 TAC § 117.354 for Final Control Plan Procedures for Attainment Demonstration Emission Specifications and 30 TAC § 117.356 for Revision of Final Control Plan.
36. Use of Emission Credits to comply with applicable requirements:

- A. Unless otherwise prohibited, the permit holder may use emission credits to comply with the following applicable requirements listed elsewhere in this permit:
    - (i) Title 30 TAC Chapter 115
    - (ii) Title 30 TAC Chapter 117
    - (iii) Offsets for Title 30 TAC Chapter 116
  - B. The permit holder shall comply with the following requirements in order to use the emission credits to comply with the applicable requirements:
    - (i) The permit holder must notify the TCEQ according to 30 TAC § 101.306(c)-(d)
    - (ii) The emission credits to be used must meet all the geographic, timeliness, applicable pollutant type, and availability requirements listed in 30 TAC Chapter 101, Subchapter H, Division 1
    - (iii) The executive director has approved the use of the credit according to 30 TAC § 101.306(c)-(d)
    - (iv) The permit holder keeps records of the use of credits towards compliance with the applicable requirements in accordance with 30 TAC § 101.302(g) and 30 TAC Chapter 122
    - (v) Title 30 TAC § 101.305 (relating to Emission Reductions Achieved Outside the United States)
37. Use of Discrete Emission Credits to comply with the applicable requirements:
- A. Unless otherwise prohibited, the permit holder may use discrete emission credits to comply with the following applicable requirements listed elsewhere in this permit:
    - (i) Title 30 TAC Chapter 115
    - (ii) Title 30 TAC Chapter 117
    - (iii) If applicable, offsets for Title 30 TAC Chapter 116
    - (iv) Temporarily exceed state NSR permit allowables
  - B. The permit holder shall comply with the following requirements in order to use the credit to comply with the applicable requirements:
    - (i) The permit holder must notify the TCEQ according to 30 TAC § 101.376(d)
    - (ii) The discrete emission credits to be used must meet all the geographic, timeliness, applicable pollutant type, and availability requirements listed in 30 TAC Chapter 101, Subchapter H, Division 4
    - (iii) The executive director has approved the use of the discrete emission credits according to 30 TAC § 101.376(d)(1)(A)

- (iv) The permit holder keeps records of the use of credits towards compliance with the applicable requirements in accordance with 30 TAC § 101.372(h) and 30 TAC Chapter 122
- (v) Title 30 TAC § 101.375 (relating to Emission Reductions Achieved Outside the United States)

### **Risk Management Plan**

38. For processes subject to 40 CFR Part 68 and specified in 40 CFR § 68.10, the permit holder shall comply with the requirements of the Accidental Release Prevention Provisions in 40 CFR Part 68. The permit holder shall submit to the appropriate agency either a compliance schedule for meeting the requirements of 40 CFR Part 68 by the date provided in 40 CFR § 68.10(a), or as part of the compliance certification submitted under this permit, a certification statement that the source is in compliance with all requirements of 40 CFR Part 68, including the registration and submission of a risk management plan.

### **Protection of Stratospheric Ozone**

39. Permit holders at a site subject to Title VI of the FCAA Amendments shall meet the following requirements for protection of stratospheric ozone:
- A. Any on site servicing, maintenance, and repair on refrigeration and nonmotor vehicle air-conditioning appliances using ozone-depleting refrigerants or non-exempt substitutes shall be conducted in accordance with 40 CFR Part 82, Subpart F. Permit holders shall ensure that repairs on or refrigerant removal from refrigeration and nonmotor vehicle air-conditioning appliances using ozone-depleting refrigerants are performed only by properly certified technicians using certified equipment. Records shall be maintained as required by 40 CFR Part 82, Subpart F.
  - B. The permit holder shall comply with the following 40 CFR Part 82, Subpart E requirements for labeling products using ozone-depleting substances:
    - (i) Title 40 CFR § 82.100 (relating to Purpose)
    - (ii) Title 40 CFR § 82.102(a)(1) - (3), (b), (c) (relating to Applicability);
    - (iii) Title 40 CFR § 82.104 (relating to Definitions)
    - (iv) Title 40 CFR § 82.106 - 112 (relating to Warning Statements and Labels)
    - (v) Title 40 CFR § 82.114 (relating to Labeling Containers of Controlled [ozone - depleting] Substances)
    - (vi) Title 40 CFR § 82.116 (relating to Incorporation of Products Manufactured with Controlled [ozone-depleting] Substances)
    - (vii) Title 40 CFR § 82.120 (relating to Petitions)
    - (viii) Title 40 CFR § 82.122 (relating Certification, Recordkeeping, and Notice requirements)
    - (ix) Title 40 CFR § 82.124 (relating to Prohibitions)

- C. The permit holder shall comply with 40 CFR Part 82, Subpart H related to Halon Emissions Reduction requirements as specified in 40 CFR § 82.250 - § 82.270 and the applicable Part 82 Appendices.

#### **Alternative Requirements**

- 40. The permit holder shall comply with the approved alternative means of control (AMOC); alternative monitoring, recordkeeping, or reporting requirements; or requirements determined to be equivalent to an otherwise applicable requirement contained in the Alternative Requirements attachment of this permit. Units complying with an approved alternative requirement have reference to the approval in the Applicable Requirements summary listing for the unit. The permit holder shall maintain the original documentation, from the EPA Administrator and TCEQ Executive Director, demonstrating the method or limitation utilized. Documentation shall be maintained and made available in accordance with 30 TAC § 122.144.

#### **Permit Location**

- 41. The permit holder shall maintain a copy of this permit and records related to requirements listed in this permit on site.

#### **Permit Shield (30 TAC § 122.148)**

- 42. A permit shield is granted for the emission units, groups, or processes specified in the attached "Permit Shield." Compliance with the conditions of the permit shall be deemed compliance with the specified potentially applicable requirements or specified potentially applicable state-only requirements listed in the attachment "Permit Shield." Permit shield provisions shall not be modified by the executive director until notification is provided to the permit holder. No later than 90 days after notification of a change in a determination made by the executive director, the permit holder shall apply for the appropriate permit revision to reflect the new determination. Provisional terms are not eligible for this permit shield. Any term or condition, under a permit shield, shall not be protected by the permit shield if it is replaced by a provisional term or condition or the basis of the term and condition changes.

## **Attachments**

**Applicable Requirements Summary**

**Additional Monitoring Requirements**

**Permit Shield**

**New Source Review Authorization References**

**Alternative Requirement**

### Applicable Requirements Summary

**Unit Summary ..... 22**

**Applicable Requirements Summary ..... 91**

Note: A “none” entry may be noted for some emission sources in this permit’s “Applicable Requirements Summary” under the heading of “Monitoring and Testing Requirements” and/or “Recordkeeping Requirements” and/or “Reporting Requirements.” Such a notation indicates that there are no requirements for the indicated emission source as identified under the respective column heading(s) for the stated portion of the regulation when the emission source is operating under the conditions of the specified SOP Index Number. However, other relevant requirements pursuant to 30 TAC Chapter 122 including Recordkeeping Terms and Conditions (30 TAC § 122.144), Reporting Terms and Conditions (30 TAC § 122.145), and Compliance Certification Terms and Conditions (30 TAC § 122.146) continue to apply.

**Unit Summary**

<b>Unit/Group/ Process ID No.</b>	<b>Unit Type</b>	<b>Group/Inclusive Units</b>	<b>SOP Index No.</b>	<b>Regulation</b>	<b>Requirement Driver</b>
AD15	EMISSION POINTS/STATIONARY VENTS/PROCESS VENTS	N/A	R5720	30 TAC Chapter 115, HRVOC Vent Gas	No changing attributes.
AD15	EMISSION POINTS/STATIONARY VENTS/PROCESS VENTS	N/A	R5121	30 TAC Chapter 115, Vent Gas Controls	No changing attributes.
AD16	EMISSION POINTS/STATIONARY VENTS/PROCESS VENTS	N/A	R5720	30 TAC Chapter 115, HRVOC Vent Gas	No changing attributes.
AD16	EMISSION POINTS/STATIONARY VENTS/PROCESS VENTS	N/A	R5121	30 TAC Chapter 115, Vent Gas Controls	No changing attributes.
ANALYZ	EMISSION POINTS/STATIONARY VENTS/PROCESS VENTS	N/A	R5720	30 TAC Chapter 115, HRVOC Vent Gas	No changing attributes.
ANALYZ	EMISSION POINTS/STATIONARY VENTS/PROCESS VENTS	N/A	R5127	30 TAC Chapter 115, Vent Gas Controls	No changing attributes.
APISEP	WASTEWATER UNITS	N/A	R5142	30 TAC Chapter 115, Industrial Wastewater	No changing attributes.
AR01	EMISSION POINTS/STATIONARY VENTS/PROCESS VENTS	N/A	R5720	30 TAC Chapter 115, HRVOC Vent Gas	No changing attributes.
AR01	EMISSION POINTS/STATIONARY VENTS/PROCESS VENTS	N/A	R5121	30 TAC Chapter 115, Vent Gas Controls	No changing attributes.
AT01	EMISSION POINTS/STATIONARY VENTS/PROCESS VENTS	N/A	R5720	30 TAC Chapter 115, HRVOC Vent Gas	No changing attributes.



**Unit Summary**

<b>Unit/Group/ Process ID No.</b>	<b>Unit Type</b>	<b>Group/Inclusive Units</b>	<b>SOP Index No.</b>	<b>Regulation</b>	<b>Requirement Driver</b>
AT01	EMISSION POINTS/STATIONARY VENTS/PROCESS VENTS	N/A	R5121	30 TAC Chapter 115, Vent Gas Controls	No changing attributes.
BASEFUELVT	EMISSION POINTS/STATIONARY VENTS/PROCESS VENTS	N/A	R5720	30 TAC Chapter 115, HRVOC Vent Gas	No changing attributes.
BDVENT	EMISSION POINTS/STATIONARY VENTS/PROCESS VENTS	N/A	63YY	40 CFR Part 63, Subpart YY	No changing attributes.
BLRSTACK	EMISSION POINTS/STATIONARY VENTS/PROCESS VENTS	N/A	R1111-2	30 TAC Chapter 111, Visible Emissions	No changing attributes.
BOILERA	EMISSION POINTS/STATIONARY VENTS/PROCESS VENTS	N/A	R5720	30 TAC Chapter 115, HRVOC Vent Gas	No changing attributes.
BOILERA	BOILERS/STEAM GENERATORS/STEAM GENERATING UNITS	N/A	R7300	30 TAC Chapter 117, Subchapter B	No changing attributes.
BOILERA	BOILERS/STEAM GENERATORS/STEAM GENERATING UNITS	N/A	60D-1A	40 CFR Part 60, Subpart D	D-Series Fuel Type #1 = Fuel gas. D-Series Fuel Type #2 = Natural gas.
BOILERA	BOILERS/STEAM GENERATORS/STEAM GENERATING UNITS	N/A	60D-1B	40 CFR Part 60, Subpart D	D-Series Fuel Type #1 = Fuel gas.
BOILERA	BOILERS/STEAM GENERATORS/STEAM GENERATING UNITS	N/A	63DDDDD-1	40 CFR Part 63, Subpart DDDDD	No changing attributes.
BOILERB	EMISSION POINTS/STATIONARY VENTS/PROCESS VENTS	N/A	R5720	30 TAC Chapter 115, HRVOC Vent Gas	No changing attributes.

**Unit Summary**

<b>Unit/Group/ Process ID No.</b>	<b>Unit Type</b>	<b>Group/Inclusive Units</b>	<b>SOP Index No.</b>	<b>Regulation</b>	<b>Requirement Driver</b>
BOILERB	BOILERS/STEAM GENERATORS/STEAM GENERATING UNITS	N/A	R7300	30 TAC Chapter 117, Subchapter B	No changing attributes.
BOILERB	BOILERS/STEAM GENERATORS/STEAM GENERATING UNITS	N/A	60D-1A	40 CFR Part 60, Subpart D	D-Series Fuel Type #1 = Fuel gas. D-Series Fuel Type #2 = Natural gas.
BOILERB	BOILERS/STEAM GENERATORS/STEAM GENERATING UNITS	N/A	60D-1B	40 CFR Part 60, Subpart D	D-Series Fuel Type #1 = Fuel gas.
BOILERB	BOILERS/STEAM GENERATORS/STEAM GENERATING UNITS	N/A	63DDDDD-1	40 CFR Part 63, Subpart DDDDD	No changing attributes.
BOILERC	EMISSION POINTS/STATIONARY VENTS/PROCESS VENTS	N/A	R5720	30 TAC Chapter 115, HRVOC Vent Gas	No changing attributes.
BOILERC	BOILERS/STEAM GENERATORS/STEAM GENERATING UNITS	N/A	R7300	30 TAC Chapter 117, Subchapter B	No changing attributes.
BOILERC	BOILERS/STEAM GENERATORS/STEAM GENERATING UNITS	N/A	60D-1A	40 CFR Part 60, Subpart D	D-Series Fuel Type #1 = Fuel gas. D-Series Fuel Type #2 = Natural gas.
BOILERC	BOILERS/STEAM GENERATORS/STEAM GENERATING UNITS	N/A	60D-1B	40 CFR Part 60, Subpart D	D-Series Fuel Type #1 = Fuel gas.
BOILERC	BOILERS/STEAM GENERATORS/STEAM GENERATING UNITS	N/A	63DDDDD-1	40 CFR Part 63, Subpart DDDDD	No changing attributes.
BOILERD	EMISSION POINTS/STATIONARY VENTS/PROCESS VENTS	N/A	R5720	30 TAC Chapter 115, HRVOC Vent Gas	No changing attributes.

**Unit Summary**

<b>Unit/Group/ Process ID No.</b>	<b>Unit Type</b>	<b>Group/Inclusive Units</b>	<b>SOP Index No.</b>	<b>Regulation</b>	<b>Requirement Driver</b>
BOILERD	BOILERS/STEAM GENERATORS/STEAM GENERATING UNITS	N/A	R7300	30 TAC Chapter 117, Subchapter B	No changing attributes.
BOILERD	BOILERS/STEAM GENERATORS/STEAM GENERATING UNITS	N/A	60D-1A	40 CFR Part 60, Subpart D	D-Series Fuel Type #1 = Fuel gas. D-Series Fuel Type #2 = Natural gas.
BOILERD	BOILERS/STEAM GENERATORS/STEAM GENERATING UNITS	N/A	60D-1B	40 CFR Part 60, Subpart D	D-Series Fuel Type #1 = Fuel gas.
BOILERD	BOILERS/STEAM GENERATORS/STEAM GENERATING UNITS	N/A	63DDDDD-1	40 CFR Part 63, Subpart DDDDD	No changing attributes.
BOPCT	INDUSTRIAL PROCESS COOLING TOWERS	N/A	115H	30 TAC Chapter 115, HRVOC Cooling Towers	No changing attributes.
BOPCT	INDUSTRIAL PROCESS COOLING TOWERS	N/A	63YY	40 CFR Part 63, Subpart YY	No changing attributes.
BOPFUG	FUGITIVE EMISSION UNITS	N/A	R5780	30 TAC Chapter 115, HRVOC Fugitive Emissions	No changing attributes.
BOPFUG	FUGITIVE EMISSION UNITS	N/A	R5352	30 TAC Chapter 115, Pet. Refinery & Petrochemicals	No changing attributes.
BOPFUG	FUGITIVE EMISSION UNITS	N/A	63H	40 CFR Part 63, Subpart H	No changing attributes.
BOPFUG	FUGITIVE EMISSION UNITS	N/A	63YY	40 CFR Part 63, Subpart YY	No changing attributes.
BOPICXS1	CLEANING/DEPAINTING OPERATION	N/A	R5461-3	30 TAC Chapter 115, Subchapter E, Division 6	No changing attributes.
BOPICXS2	CLEANING/DEPAINTING OPERATION	N/A	R5461-4	30 TAC Chapter 115, Subchapter E, Division 6	No changing attributes.

**Unit Summary**

<b>Unit/Group/ Process ID No.</b>	<b>Unit Type</b>	<b>Group/Inclusive Units</b>	<b>SOP Index No.</b>	<b>Regulation</b>	<b>Requirement Driver</b>
BOPICXS3	CLEANING/DEPAINTING OPERATION	N/A	R5461-5	30 TAC Chapter 115, Subchapter E, Division 6	No changing attributes.
BOPICSPROA	CLEANING/DEPAINTING OPERATION	N/A	R5463-6	30 TAC Chapter 115, Subchapter E, Division 6	No changing attributes.
BOPICSPROB	CLEANING/DEPAINTING OPERATION	N/A	R5463-7	30 TAC Chapter 115, Subchapter E, Division 6	No changing attributes.
BOPXCT	INDUSTRIAL PROCESS COOLING TOWERS	N/A	115H	30 TAC Chapter 115, HRVOC Cooling Towers	No changing attributes.
BOPXCT	INDUSTRIAL PROCESS COOLING TOWERS	N/A	63YY	40 CFR Part 63, Subpart YY	No changing attributes.
BOPXPAC1	SRIC ENGINES	N/A	R7300	30 TAC Chapter 117, Subchapter B	No changing attributes.
BOPXPAC1	SRIC ENGINES	N/A	60IIII-2	40 CFR Part 60, Subpart IIII	No changing attributes.
BOPXPAC1	SRIC ENGINES	N/A	63ZZZZ	40 CFR Part 63, Subpart ZZZZ	No changing attributes.
BOPXPAC2	SRIC ENGINES	N/A	R7300	30 TAC Chapter 117, Subchapter B	No changing attributes.
BOPXPAC2	SRIC ENGINES	N/A	60IIII	40 CFR Part 60, Subpart IIII	No changing attributes.
BOPXPAC2	SRIC ENGINES	N/A	63ZZZZ-3A	40 CFR Part 63, Subpart ZZZZ	No changing attributes.
BOPXXCT	INDUSTRIAL PROCESS COOLING TOWERS	N/A	R5767-1	30 TAC Chapter 115, HRVOC Cooling Towers	Cooling Tower Heat Exchange System Exemptions = Each individual heat exchanger of the cooling tower heat exchange system does not have greater than 100 ppmw HRVOCs in the process side fluid.
BOPXXCT	INDUSTRIAL PROCESS	N/A	R5767-2	30 TAC Chapter 115,	Cooling Tower Heat Exchange

### Unit Summary

Unit/Group/ Process ID No.	Unit Type	Group/Inclusive Units	SOP Index No.	Regulation	Requirement Driver
	COOLING TOWERS			HRVOC Cooling Towers	System Exemptions = The cooling tower heat exchange system has an intervening cooling fluid containing less than 100 ppmw of HRVOC between the process and cooling water.
BOPXXFUG	FUGITIVE EMISSION UNITS	N/A	R5780	30 TAC Chapter 115, HRVOC Fugitive Emissions	No changing attributes.
BOPXXFUG	FUGITIVE EMISSION UNITS	N/A	R5352-ALL	30 TAC Chapter 115, Pet. Refinery & Petrochemicals	No changing attributes.
BOPXXFUG	FUGITIVE EMISSION UNITS	N/A	60VVA	40 CFR Part 60, Subpart VVa	EEL = No equivalent emission limitation is used for closed vent systems., CVS = Fugitive unit contains closed vent systems., Vapor Recovery System = Fugitive unit contains vapor recovery system., EEL = No equivalent emission limitation is used for vapor recovery system., Complying with 60.482-10a = Enclosed combustion devices are complying with 60.482-10a., Complying with 60.482-10a = Flares are complying with 60.482-10a., Enclosed Combustion Device = Fugitive unit contains at least one enclosed combustion device., Connectors in Gas/Vapor or Light Liquid Service = Fugitive unit contains connectors in gas/vapor or light liquid service., EEL = No equivalent emission limitation is used for flares., Complying with 60.482-10a = Closed vent system is

**Unit Summary**

Unit/Group/ Process ID No.	Unit Type	Group/Inclusive Units	SOP Index No.	Regulation	Requirement Driver
					complying with § 60.482-10a., Complying with 60.482-10a = Vapor recovery system is complying with the requirements of 60.482-10a., EEL = No equivalent emission limitation is used for enclosed combustion devices.
BOPXXFUG	FUGITIVE EMISSION UNITS	N/A	60VVA-A	40 CFR Part 60, Subpart VVa	Complying with 60.482-10a = No flares are complying with 60.482- 10a., EEL = An equivalent emission limitation, approved by the EPA Administrator under 40 CFR § 60.480a(e), is used for flares.
BOPXXFUG	FUGITIVE EMISSION UNITS	N/A	63YY	40 CFR Part 63, Subpart YY	No changing attributes.
CAF01	EMISSION POINTS/STATIONARY VENTS/PROCESS VENTS	N/A	R1111-1	30 TAC Chapter 111, Visible Emissions	No changing attributes.
CAF01	EMISSION POINTS/STATIONARY VENTS/PROCESS VENTS	N/A	R5720	30 TAC Chapter 115, HRVOC Vent Gas	No changing attributes.
CAF01	PROCESS HEATERS/FURNACES	N/A	R7300	30 TAC Chapter 117, Subchapter B	No changing attributes.
CAF01	EMISSION POINTS/STATIONARY VENTS/PROCESS VENTS	N/A	63YY	40 CFR Part 63, Subpart YY	No changing attributes.
CAF01-DEC	EMISSION POINTS/STATIONARY VENTS/PROCESS VENTS	N/A	R5121	30 TAC Chapter 115, Vent Gas Controls	No changing attributes.
CAF01-DEC	EMISSION POINTS/STATIONARY	N/A	63YY	40 CFR Part 63, Subpart YY	No changing attributes.

### Unit Summary

Unit/Group/ Process ID No.	Unit Type	Group/Inclusive Units	SOP Index No.	Regulation	Requirement Driver
	VENTS/PROCESS VENTS				
CBF01	EMISSION POINTS/STATIONARY VENTS/PROCESS VENTS	N/A	R1111-1	30 TAC Chapter 111, Visible Emissions	No changing attributes.
CBF01	EMISSION POINTS/STATIONARY VENTS/PROCESS VENTS	N/A	R5720	30 TAC Chapter 115, HRVOC Vent Gas	No changing attributes.
CBF01	PROCESS HEATERS/FURNACES	N/A	R7300	30 TAC Chapter 117, Subchapter B	No changing attributes.
CBF01	EMISSION POINTS/STATIONARY VENTS/PROCESS VENTS	N/A	63YY	40 CFR Part 63, Subpart YY	No changing attributes.
CBF01-DEC	EMISSION POINTS/STATIONARY VENTS/PROCESS VENTS	N/A	R5121	30 TAC Chapter 115, Vent Gas Controls	No changing attributes.
CBF01-DEC	EMISSION POINTS/STATIONARY VENTS/PROCESS VENTS	N/A	63YY	40 CFR Part 63, Subpart YY	No changing attributes.
CBLOAD-1	LOADING/UNLOADING OPERATIONS	N/A	R5212-5	30 TAC Chapter 115, Loading and Unloading of VOC	No changing attributes.
CCF01	EMISSION POINTS/STATIONARY VENTS/PROCESS VENTS	N/A	R1111-1	30 TAC Chapter 111, Visible Emissions	No changing attributes.
CCF01	EMISSION POINTS/STATIONARY VENTS/PROCESS VENTS	N/A	R5720	30 TAC Chapter 115, HRVOC Vent Gas	No changing attributes.
CCF01	PROCESS HEATERS/FURNACES	N/A	R7300	30 TAC Chapter 117, Subchapter B	No changing attributes.

**Unit Summary**

<b>Unit/Group/ Process ID No.</b>	<b>Unit Type</b>	<b>Group/Inclusive Units</b>	<b>SOP Index No.</b>	<b>Regulation</b>	<b>Requirement Driver</b>
CCF01	EMISSION POINTS/STATIONARY VENTS/PROCESS VENTS	N/A	63YY	40 CFR Part 63, Subpart YY	No changing attributes.
CCF01-DEC	EMISSION POINTS/STATIONARY VENTS/PROCESS VENTS	N/A	R5121	30 TAC Chapter 115, Vent Gas Controls	No changing attributes.
CCF01-DEC	EMISSION POINTS/STATIONARY VENTS/PROCESS VENTS	N/A	63YY	40 CFR Part 63, Subpart YY	No changing attributes.
CDANALYZER	EMISSION POINTS/STATIONARY VENTS/PROCESS VENTS	N/A	R5720	30 TAC Chapter 115, HRVOC Vent Gas	No changing attributes.
CDANALYZER	EMISSION POINTS/STATIONARY VENTS/PROCESS VENTS	N/A	R5127	30 TAC Chapter 115, Vent Gas Controls	No changing attributes.
CDF01	EMISSION POINTS/STATIONARY VENTS/PROCESS VENTS	N/A	R1111-1	30 TAC Chapter 111, Visible Emissions	No changing attributes.
CDF01	EMISSION POINTS/STATIONARY VENTS/PROCESS VENTS	N/A	R5720	30 TAC Chapter 115, HRVOC Vent Gas	No changing attributes.
CDF01	PROCESS HEATERS/FURNACES	N/A	R7300	30 TAC Chapter 117, Subchapter B	No changing attributes.
CDF01	EMISSION POINTS/STATIONARY VENTS/PROCESS VENTS	N/A	63YY	40 CFR Part 63, Subpart YY	No changing attributes.
CDF01-DEC	EMISSION POINTS/STATIONARY VENTS/PROCESS VENTS	N/A	R5121	30 TAC Chapter 115, Vent Gas Controls	No changing attributes.



**Unit Summary**

<b>Unit/Group/ Process ID No.</b>	<b>Unit Type</b>	<b>Group/Inclusive Units</b>	<b>SOP Index No.</b>	<b>Regulation</b>	<b>Requirement Driver</b>
CDF01-DEC	EMISSION POINTS/STATIONARY VENTS/PROCESS VENTS	N/A	63YY	40 CFR Part 63, Subpart YY	No changing attributes.
CEF01	EMISSION POINTS/STATIONARY VENTS/PROCESS VENTS	N/A	R1111-1	30 TAC Chapter 111, Visible Emissions	No changing attributes.
CEF01	EMISSION POINTS/STATIONARY VENTS/PROCESS VENTS	N/A	R5720	30 TAC Chapter 115, HRVOC Vent Gas	No changing attributes.
CEF01	PROCESS HEATERS/FURNACES	N/A	R7300	30 TAC Chapter 117, Subchapter B	No changing attributes.
CEF01	EMISSION POINTS/STATIONARY VENTS/PROCESS VENTS	N/A	63YY	40 CFR Part 63, Subpart YY	No changing attributes.
CEF01-DEC	EMISSION POINTS/STATIONARY VENTS/PROCESS VENTS	N/A	R5121	30 TAC Chapter 115, Vent Gas Controls	No changing attributes.
CEF01-DEC	EMISSION POINTS/STATIONARY VENTS/PROCESS VENTS	N/A	63YY	40 CFR Part 63, Subpart YY	No changing attributes.
CFF01	EMISSION POINTS/STATIONARY VENTS/PROCESS VENTS	N/A	R1111-1	30 TAC Chapter 111, Visible Emissions	No changing attributes.
CFF01	EMISSION POINTS/STATIONARY VENTS/PROCESS VENTS	N/A	R5720	30 TAC Chapter 115, HRVOC Vent Gas	No changing attributes.
CFF01	PROCESS HEATERS/FURNACES	N/A	R7300	30 TAC Chapter 117, Subchapter B	No changing attributes.
CFF01	EMISSION	N/A	63YY	40 CFR Part 63, Subpart YY	No changing attributes.

**Unit Summary**

<b>Unit/Group/ Process ID No.</b>	<b>Unit Type</b>	<b>Group/Inclusive Units</b>	<b>SOP Index No.</b>	<b>Regulation</b>	<b>Requirement Driver</b>
	POINTS/STATIONARY VENTS/PROCESS VENTS				
CFF01-DEC	EMISSION POINTS/STATIONARY VENTS/PROCESS VENTS	N/A	R5121	30 TAC Chapter 115, Vent Gas Controls	No changing attributes.
CFF01-DEC	EMISSION POINTS/STATIONARY VENTS/PROCESS VENTS	N/A	63YY	40 CFR Part 63, Subpart YY	No changing attributes.
CGF01	EMISSION POINTS/STATIONARY VENTS/PROCESS VENTS	N/A	R1111-1	30 TAC Chapter 111, Visible Emissions	No changing attributes.
CGF01	EMISSION POINTS/STATIONARY VENTS/PROCESS VENTS	N/A	R5720	30 TAC Chapter 115, HRVOC Vent Gas	No changing attributes.
CGF01	PROCESS HEATERS/FURNACES	N/A	R7300	30 TAC Chapter 117, Subchapter B	No changing attributes.
CGF01	EMISSION POINTS/STATIONARY VENTS/PROCESS VENTS	N/A	63YY	40 CFR Part 63, Subpart YY	No changing attributes.
CGF01-DEC	EMISSION POINTS/STATIONARY VENTS/PROCESS VENTS	N/A	R5121	30 TAC Chapter 115, Vent Gas Controls	No changing attributes.
CGF01-DEC	EMISSION POINTS/STATIONARY VENTS/PROCESS VENTS	N/A	63YY	40 CFR Part 63, Subpart YY	No changing attributes.
CHF01	EMISSION POINTS/STATIONARY VENTS/PROCESS VENTS	N/A	R1111-1	30 TAC Chapter 111, Visible Emissions	No changing attributes.
CHF01	EMISSION	N/A	R5720	30 TAC Chapter 115,	No changing attributes.

**Unit Summary**

<b>Unit/Group/ Process ID No.</b>	<b>Unit Type</b>	<b>Group/Inclusive Units</b>	<b>SOP Index No.</b>	<b>Regulation</b>	<b>Requirement Driver</b>
	POINTS/STATIONARY VENTS/PROCESS VENTS			HRVOC Vent Gas	
CHF01	PROCESS HEATERS/FURNACES	N/A	R7300	30 TAC Chapter 117, Subchapter B	No changing attributes.
CHF01	EMISSION POINTS/STATIONARY VENTS/PROCESS VENTS	N/A	63YY	40 CFR Part 63, Subpart YY	No changing attributes.
CHF01-DEC	EMISSION POINTS/STATIONARY VENTS/PROCESS VENTS	N/A	R5121	30 TAC Chapter 115, Vent Gas Controls	No changing attributes.
CHF01-DEC	EMISSION POINTS/STATIONARY VENTS/PROCESS VENTS	N/A	63YY	40 CFR Part 63, Subpart YY	No changing attributes.
CIF01	EMISSION POINTS/STATIONARY VENTS/PROCESS VENTS	N/A	R1111-1	30 TAC Chapter 111, Visible Emissions	No changing attributes.
CIF01	EMISSION POINTS/STATIONARY VENTS/PROCESS VENTS	N/A	R5720	30 TAC Chapter 115, HRVOC Vent Gas	No changing attributes.
CIF01	PROCESS HEATERS/FURNACES	N/A	R7300	30 TAC Chapter 117, Subchapter B	No changing attributes.
CIF01	EMISSION POINTS/STATIONARY VENTS/PROCESS VENTS	N/A	63YY	40 CFR Part 63, Subpart YY	No changing attributes.
CIF01-DEC	EMISSION POINTS/STATIONARY VENTS/PROCESS VENTS	N/A	R5121	30 TAC Chapter 115, Vent Gas Controls	No changing attributes.
CIF01-DEC	EMISSION POINTS/STATIONARY	N/A	63YY	40 CFR Part 63, Subpart YY	No changing attributes.

**Unit Summary**

<b>Unit/Group/ Process ID No.</b>	<b>Unit Type</b>	<b>Group/Inclusive Units</b>	<b>SOP Index No.</b>	<b>Regulation</b>	<b>Requirement Driver</b>
	VENTS/PROCESS VENTS				
CJF01	EMISSION POINTS/STATIONARY VENTS/PROCESS VENTS	N/A	R1111-1	30 TAC Chapter 111, Visible Emissions	No changing attributes.
CJF01	EMISSION POINTS/STATIONARY VENTS/PROCESS VENTS	N/A	R5720	30 TAC Chapter 115, HRVOC Vent Gas	No changing attributes.
CJF01	PROCESS HEATERS/FURNACES	N/A	R7300	30 TAC Chapter 117, Subchapter B	No changing attributes.
CJF01	EMISSION POINTS/STATIONARY VENTS/PROCESS VENTS	N/A	63YY	40 CFR Part 63, Subpart YY	No changing attributes.
CJF01-DEC	EMISSION POINTS/STATIONARY VENTS/PROCESS VENTS	N/A	R5121	30 TAC Chapter 115, Vent Gas Controls	No changing attributes.
CJF01-DEC	EMISSION POINTS/STATIONARY VENTS/PROCESS VENTS	N/A	63YY	40 CFR Part 63, Subpart YY	No changing attributes.
COF01	EMISSION POINTS/STATIONARY VENTS/PROCESS VENTS	N/A	R1111-1	30 TAC Chapter 111, Visible Emissions	No changing attributes.
COF01	EMISSION POINTS/STATIONARY VENTS/PROCESS VENTS	N/A	R5720	30 TAC Chapter 115, HRVOC Vent Gas	No changing attributes.
COF01	PROCESS HEATERS/FURNACES	N/A	R7300	30 TAC Chapter 117, Subchapter B	No changing attributes.
COF01	EMISSION POINTS/STATIONARY VENTS/PROCESS VENTS	N/A	63YY	40 CFR Part 63, Subpart YY	No changing attributes.

**Unit Summary**

<b>Unit/Group/ Process ID No.</b>	<b>Unit Type</b>	<b>Group/Inclusive Units</b>	<b>SOP Index No.</b>	<b>Regulation</b>	<b>Requirement Driver</b>
COF01-DEC	EMISSION POINTS/STATIONARY VENTS/PROCESS VENTS	N/A	R5121	30 TAC Chapter 115, Vent Gas Controls	No changing attributes.
COF01-DEC	EMISSION POINTS/STATIONARY VENTS/PROCESS VENTS	N/A	63YY	40 CFR Part 63, Subpart YY	No changing attributes.
CQF01	EMISSION POINTS/STATIONARY VENTS/PROCESS VENTS	N/A	R1111-1	30 TAC Chapter 111, Visible Emissions	No changing attributes.
CQF01	EMISSION POINTS/STATIONARY VENTS/PROCESS VENTS	N/A	R5720	30 TAC Chapter 115, HRVOC Vent Gas	No changing attributes.
CQF01	PROCESS HEATERS/FURNACES	N/A	R7300	30 TAC Chapter 117, Subchapter B	No changing attributes.
CQF01	EMISSION POINTS/STATIONARY VENTS/PROCESS VENTS	N/A	63YY	40 CFR Part 63, Subpart YY	No changing attributes.
CQF01-DEC	EMISSION POINTS/STATIONARY VENTS/PROCESS VENTS	N/A	R5121	30 TAC Chapter 115, Vent Gas Controls	No changing attributes.
CQF01-DEC	EMISSION POINTS/STATIONARY VENTS/PROCESS VENTS	N/A	63YY	40 CFR Part 63, Subpart YY	No changing attributes.
DEGREASERB	SOLVENT DEGREASING MACHINES	N/A	R5412	30 TAC Chapter 115, Degreasing Processes	No changing attributes.
DEGREASERB	CLEANING/DEPAINTING OPERATION	N/A	R5461-2	30 TAC Chapter 115, Subchapter E, Division 6	No changing attributes.
DIESEL1A	SRIC ENGINES	N/A	R7300	30 TAC Chapter 117, Subchapter B	No changing attributes.

**Unit Summary**

<b>Unit/Group/ Process ID No.</b>	<b>Unit Type</b>	<b>Group/Inclusive Units</b>	<b>SOP Index No.</b>	<b>Regulation</b>	<b>Requirement Driver</b>
DIESEL4	SRIC ENGINES	N/A	R7300	30 TAC Chapter 117, Subchapter B	No changing attributes.
DIESEL4	SRIC ENGINES	N/A	60III-1B	40 CFR Part 60, Subpart IIII	No changing attributes.
DIESEL4	SRIC ENGINES	N/A	63ZZZZ-4A	40 CFR Part 63, Subpart ZZZZ	No changing attributes.
DIESEL4A	SRIC ENGINES	N/A	R7300	30 TAC Chapter 117, Subchapter B	No changing attributes.
DIESEL4A	SRIC ENGINES	N/A	60III-1B-14	40 CFR Part 60, Subpart IIII	Model Year = CI ICE was manufactured in model year 2014.
DIESEL4A	SRIC ENGINES	N/A	60III-1B-15	40 CFR Part 60, Subpart IIII	Model Year = CI ICE was manufactured in model year 2015.
DIESEL4A	SRIC ENGINES	N/A	60III-1B-16	40 CFR Part 60, Subpart IIII	Model Year = CI ICE was manufactured in model year 2016.
DIESEL4A	SRIC ENGINES	N/A	60III-1B-17	40 CFR Part 60, Subpart IIII	Model Year = CI ICE was manufactured in model year 2017 or later.
DIESEL4A	SRIC ENGINES	N/A	63ZZZZ-4A	40 CFR Part 63, Subpart ZZZZ	No changing attributes.
DIESELFW	SRIC ENGINES	N/A	R7300	30 TAC Chapter 117, Subchapter B	No changing attributes.
DIESELFW	SRIC ENGINES	N/A	60III-1C-14	40 CFR Part 60, Subpart IIII	Model Year = CI ICE was manufactured in model year 2014.
DIESELFW	SRIC ENGINES	N/A	60III-1C-15	40 CFR Part 60, Subpart IIII	Model Year = CI ICE was manufactured in model year 2015.
DIESELFW	SRIC ENGINES	N/A	60III-1C-16	40 CFR Part 60, Subpart IIII	Model Year = CI ICE was manufactured in model year 2016.
DIESELFW	SRIC ENGINES	N/A	60III-1C-17	40 CFR Part 60, Subpart IIII	Model Year = CI ICE was manufactured in model year 2017 or

**Unit Summary**

<b>Unit/Group/ Process ID No.</b>	<b>Unit Type</b>	<b>Group/Inclusive Units</b>	<b>SOP Index No.</b>	<b>Regulation</b>	<b>Requirement Driver</b>
					later.
DIESELFV	SRIC ENGINES	N/A	63ZZZZ-4A	40 CFR Part 63, Subpart ZZZZ	No changing attributes.
DIESELGCRK	SRIC ENGINES	N/A	R7300	30 TAC Chapter 117, Subchapter B	No changing attributes.
DIESELGCRK	SRIC ENGINES	N/A	60III-1D-14	40 CFR Part 60, Subpart III	Model Year = CI ICE was manufactured in model year 2014.
DIESELGCRK	SRIC ENGINES	N/A	60III-1D-15	40 CFR Part 60, Subpart III	Model Year = CI ICE was manufactured in model year 2015.
DIESELGCRK	SRIC ENGINES	N/A	60III-1D-16	40 CFR Part 60, Subpart III	Model Year = CI ICE was manufactured in model year 2016.
DIESELGCRK	SRIC ENGINES	N/A	60III-1D-17	40 CFR Part 60, Subpart III	Model Year = CI ICE was manufactured in model year 2017 or later.
DIESELGCRK	SRIC ENGINES	N/A	63ZZZZ-2A	40 CFR Part 63, Subpart ZZZZ	No changing attributes.
DIESELXX01	SRIC ENGINES	N/A	R7303	30 TAC Chapter 117, Subchapter B	No changing attributes.
DIESELXX01	SRIC ENGINES	N/A	60III-1	40 CFR Part 60, Subpart III	No changing attributes.
DIESELXX01	SRIC ENGINES	N/A	63ZZZZ-1	40 CFR Part 63, Subpart ZZZZ	No changing attributes.
DIESELXX02	SRIC ENGINES	N/A	R7303	30 TAC Chapter 117, Subchapter B	No changing attributes.
DIESELXX02	SRIC ENGINES	N/A	60III-1	40 CFR Part 60, Subpart III	No changing attributes.
DIESELXX02	SRIC ENGINES	N/A	63ZZZZ-1	40 CFR Part 63, Subpart ZZZZ	No changing attributes.
DIESELXX03	SRIC ENGINES	N/A	R7303	30 TAC Chapter 117,	No changing attributes.

**Unit Summary**

Unit/Group/ Process ID No.	Unit Type	Group/Inclusive Units	SOP Index No.	Regulation	Requirement Driver
				Subchapter B	
DIESELXX03	SRIC ENGINES	N/A	60III-1	40 CFR Part 60, Subpart IIII	No changing attributes.
DIESELXX03	SRIC ENGINES	N/A	63ZZZZ-2	40 CFR Part 63, Subpart ZZZZ	No changing attributes.
FLAREX	FLARES	N/A	R1111-2	30 TAC Chapter 111, Visible Emissions	No changing attributes.
FLAREX	FLARES	N/A	R5720-4	30 TAC Chapter 115, HRVOC Vent Gas	No changing attributes.
FLAREX	FLARES	N/A	60A-1	40 CFR Part 60, Subpart A	Flare Exit Velocity = Flare exit velocity is less than 60 ft/s (18.3 m/sec)
FLAREX	FLARES	N/A	60A-2	40 CFR Part 60, Subpart A	Flare Exit Velocity = Flare exit velocity is greater than or equal to 60 ft/s (18.3 m/sec) but less than 400 ft/s (122 m/sec)., Heating Value of Gas = Heating value is less than or equal to 1000 Btu/scf (37.3 MJ/scm).
FLAREX	FLARES	N/A	60A-3	40 CFR Part 60, Subpart A	Flare Exit Velocity = Flare exit velocity is greater than or equal to 60 ft/s (18.3 m/sec) but less than 400 ft/s (122 m/sec)., Heating Value of Gas = Heating value is greater than 1000 Btu/scf (37.3 MJ/scm)
FLAREX	FLARES	N/A	63A-1	40 CFR Part 63, Subpart A	Flare Exit Velocity = Flare exit velocity is less than 60 ft/s (18.3 m/sec)
FLAREX	FLARES	N/A	63A-2	40 CFR Part 63, Subpart A	Flare Exit Velocity = Flare exit velocity is greater than or equal to 60 ft/s (18.3 m/sec) but less than



**Unit Summary**

Unit/Group/ Process ID No.	Unit Type	Group/Inclusive Units	SOP Index No.	Regulation	Requirement Driver
					400 ft/s (122 m/sec)., Heating Value of Gas = Heating value is less than or equal to 1000 Btu/scf (37.3 MJ/scm).
FLAREX	FLARES	N/A	63A-3	40 CFR Part 63, Subpart A	Flare Exit Velocity = Flare exit velocity is greater than or equal to 60 ft/s (18.3 m/sec) but less than 400 ft/s (122 m/sec)., Heating Value of Gas = Heating value is greater than 1000 Btu/scf (37.3 MJ/scm).
FLAREX	MISCELLANEOUS UNITS	N/A	63YY	40 CFR Part 63, Subpart YY	No changing attributes.
FLAREX-VENT	EMISSION POINTS/STATIONARY VENTS/PROCESS VENTS	N/A	R5121	30 TAC Chapter 115, Vent Gas Controls	No changing attributes.
FLAREX-VENT	EMISSION POINTS/STATIONARY VENTS/PROCESS VENTS	N/A	63YY	40 CFR Part 63, Subpart YY	No changing attributes.
FLAREXX1	FLARES	N/A	R1111-2	30 TAC Chapter 111, Visible Emissions	No changing attributes.
FLAREXX1	FLARES	N/A	R5720-4	30 TAC Chapter 115, HRVOC Vent Gas	No changing attributes.
FLAREXX1	FLARES	N/A	60A-1	40 CFR Part 60, Subpart A	Flare Exit Velocity = Flare exit velocity is less than 60 ft/s (18.3 m/sec)
FLAREXX1	FLARES	N/A	60A-2	40 CFR Part 60, Subpart A	Flare Exit Velocity = Flare exit velocity is greater than or equal to 60 ft/s (18.3 m/sec) but less than 400 ft/s (122 m/sec)., Heating Value of Gas = Heating value is less than or equal to 1000 Btu/scf (37.3 MJ/scm).

**Unit Summary**

<b>Unit/Group/ Process ID No.</b>	<b>Unit Type</b>	<b>Group/Inclusive Units</b>	<b>SOP Index No.</b>	<b>Regulation</b>	<b>Requirement Driver</b>
FLAREXX1	FLARES	N/A	60A-3	40 CFR Part 60, Subpart A	Flare Exit Velocity = Flare exit velocity is greater than or equal to 60 ft/s (18.3 m/sec) but less than 400 ft/s (122 m/sec)., Heating Value of Gas = Heating value is greater than 1000 Btu/scf (37.3 MJ/scm)
FLAREXX1	FLARES	N/A	63A-1	40 CFR Part 63, Subpart A	Flare Exit Velocity = Flare exit velocity is less than 60 ft/s (18.3 m/sec)
FLAREXX1	FLARES	N/A	63A-2	40 CFR Part 63, Subpart A	Flare Exit Velocity = Flare exit velocity is greater than or equal to 60 ft/s (18.3 m/sec) but less than 400 ft/s (122 m/sec)., Heating Value of Gas = Heating value is less than or equal to 1000 Btu/scf (37.3 MJ/scm).
FLAREXX1	FLARES	N/A	63A-3	40 CFR Part 63, Subpart A	Flare Exit Velocity = Flare exit velocity is greater than or equal to 60 ft/s (18.3 m/sec) but less than 400 ft/s (122 m/sec)., Heating Value of Gas = Heating value is greater than 1000 Btu/scf (37.3 MJ/scm).
FLAREXX1	MISCELLANEOUS UNITS	N/A	63YY	40 CFR Part 63, Subpart YY	No changing attributes.
FLAREXX2	FLARES	N/A	R1111-A	30 TAC Chapter 111, Visible Emissions	No changing attributes.
FLAREXX2	FLARES	N/A	R5720-4A	30 TAC Chapter 115, HRVOC Vent Gas	No changing attributes.
FLAREXX2	FLARES	N/A	60A-1A	40 CFR Part 60, Subpart A	Flare Exit Velocity = Flare exit velocity is less than 60 ft/s (18.3 m/sec)
FLAREXX2	FLARES	N/A	60A-2A	40 CFR Part 60, Subpart A	Flare Exit Velocity = Flare exit

**Unit Summary**

Unit/Group/ Process ID No.	Unit Type	Group/Inclusive Units	SOP Index No.	Regulation	Requirement Driver
					velocity is greater than or equal to 60 ft/s (18.3 m/sec) but less than 400 ft/s (122 m/sec)., Heating Value of Gas = Heating value is less than or equal to 1000 Btu/scf (37.3 MJ/scm).
FLAREXX2	FLARES	N/A	60A-3A	40 CFR Part 60, Subpart A	Flare Exit Velocity = Flare exit velocity is greater than or equal to 60 ft/s (18.3 m/sec) but less than 400 ft/s (122 m/sec)., Heating Value of Gas = Heating value is greater than 1000 Btu/scf (37.3 MJ/scm)
FLAREXX2	FLARES	N/A	63A-1A	40 CFR Part 63, Subpart A	Flare Exit Velocity = Flare exit velocity is less than 60 ft/s (18.3 m/sec)
FLAREXX2	FLARES	N/A	63A-2A	40 CFR Part 63, Subpart A	Flare Exit Velocity = Flare exit velocity is greater than or equal to 60 ft/s (18.3 m/sec) but less than 400 ft/s (122 m/sec)., Heating Value of Gas = Heating value is less than or equal to 1000 Btu/scf (37.3 MJ/scm).
FLAREXX2	FLARES	N/A	63A-3A	40 CFR Part 63, Subpart A	Flare Exit Velocity = Flare exit velocity is greater than or equal to 60 ft/s (18.3 m/sec) but less than 400 ft/s (122 m/sec)., Heating Value of Gas = Heating value is greater than 1000 Btu/scf (37.3 MJ/scm).
FLAREXX2	MISCELLANEOUS UNITS	N/A	63YY	40 CFR Part 63, Subpart YY	No changing attributes.
FLRHDRXX	EMISSION POINTS/STATIONARY VENTS/PROCESS VENTS	N/A	R5720-1	30 TAC Chapter 115, HRVOC Vent Gas	Alternative Monitoring = Not using alternative monitoring and testing methods., Minor Modification =

**Unit Summary**

Unit/Group/ Process ID No.	Unit Type	Group/Inclusive Units	SOP Index No.	Regulation	Requirement Driver
					Using executive director approved minor modification to the monitoring and testing methods of the rule.
FLRHDRXX	EMISSION POINTS/STATIONARY VENTS/PROCESS VENTS	N/A	R5720-1A	30 TAC Chapter 115, HRVOC Vent Gas	Alternative Monitoring = Using alternative monitoring and testing methods approved by the executive director., Minor Modification = Not using any minor modification to the monitoring and testing methods of the rule.
FLRHDRXX	EMISSION POINTS/STATIONARY VENTS/PROCESS VENTS	N/A	R5121-1	30 TAC Chapter 115, Vent Gas Controls	Alternate Control Requirement = Alternate control is not used., Control Device Type = Smokeless flare, Total Design Capacity = Total design capacity is greater than or equal to 1,100 tons per year for all chemicals produced within that unit., Flow Rate or VOC Concentration = Flow rate is greater than or equal to 0.011 scm/min or the VOC concentration is greater than or equal to 500 ppmv., 40 CFR 60 Subpart NNN Requirements = The distillation unit vent gas stream satisfies neither of the following requirements of 40 CFR Part 60, Subpart NNN: TRE index value is greater than 8.0; or TRE index value is greater than 1.0 without the use of VOC emission control devices., 40 CFR 60 Subpart RRR Requirements = The reactor process vent gas stream satisfies neither of the following requirements of 40 CFR

**Unit Summary**

Unit/Group/ Process ID No.	Unit Type	Group/Inclusive Units	SOP Index No.	Regulation	Requirement Driver
					Part 60, Subpart RRR: TRE index value is greater than 8.0; or TRE index value is greater than 1.0 without the use of VOC emission control devices.
FLRHDRXX	EMISSION POINTS/STATIONARY VENTS/PROCESS VENTS	N/A	R5121-1A	30 TAC Chapter 115, Vent Gas Controls	Alternate Control Requirement = Alternate method for demonstrating and documenting continuous compliance with applicable control requirements or exemption criteria and demonstrating substantially equivalent reduction efficiencies approved by the TCEQ Executive Director.
FLRHDRXX	EMISSION POINTS/STATIONARY VENTS/PROCESS VENTS	N/A	63YY	40 CFR Part 63, Subpart YY	No changing attributes.
GRP-BNWT	STORAGE TANKS/VESSELS	XXDRAINPOT, XXDRM21, XXKODRUM, XXSWODRUM, XXWBDDRUM, XXZDRM01, XXZDRM02	61FF-2	40 CFR Part 61, Subpart FF	Alternative Standard for Tanks = The tank is not complying with the alternative standards in 40 CFR § 61.351., Alternative Means of Compliance = Not using an alternate means of compliance to meet the requirements of 40 CFR § 61.343 for tanks., Closed Vent System and Control Device = A closed vent system and control device is used., Cover and Closed Vent = The cover and closed vent system are not operated such that the tank is maintained at a pressure less than atmospheric pressure and meets the conditions of

**Unit Summary**

Unit/Group/ Process ID No.	Unit Type	Group/Inclusive Units	SOP Index No.	Regulation	Requirement Driver
					40 CFR § 61.343(a)(1)(i)(C)(1)-(3)., Bypass Line = The closed vent system does not contain any by-pass line that could divert the vent stream away from the control device., Bypass Line Valve = A flow indicator is used to monitor the by-pass line., Engineering Calculations = Engineering calculations show that the control device is proven to achieve its emission limitation., Control Device Type/Operation = Flare, Tank Control Requirements = The tank has a fixed roof and closed vent system routing vapors to either a fuel gas system or control device., Fuel Gas System = Gaseous emissions from the tank or enclosure are not routed to a fuel gas system., Closed Vent System and Control Device AMOC = Not using an alternate means of compliance
GRP-BNWT	STORAGE TANKS/VESSELS	XXDRAINPOT, XXDRM21, XXKODRUM, XXSWODRUM, XXWBDDRUM, XXZDRM01, XXZDRM02	61FF-2A	40 CFR Part 61, Subpart FF	Alternative Standard for Tanks = The tank is complying with the alternative standards in 40 CFR § 61.351., Kb Tank Type = Using an alternate means of emission limitation as described in 40 CFR § 60.114b
GRP-BNWTF	STORAGE TANKS/VESSELS	XXVOCKOD, XXZD06, XXZTK06	61FF-1	40 CFR Part 61, Subpart FF	Control Device Type/Operation = Boiler or process heater having a design heat input capacity greater than or equal to 44 MW and that

**Unit Summary**

Unit/Group/ Process ID No.	Unit Type	Group/Inclusive Units	SOP Index No.	Regulation	Requirement Driver
					provides a minimum residence time of 0.5 seconds at a minimum temperature of 760° C
GRP-BNWW1	STORAGE TANKS/VESSELS	XXVOCKOD, XXZD06, XXZTK06	61FF-3	40 CFR Part 61, Subpart FF	Control Device Type/Operation = Carbon adsorption system that does not regenerate the carbon bed directly in the control device, Carbon Replacement Interval = The carbon in the carbon adsorption system is replaced when monitoring indicates breakthrough.
GRP-BNWW1	WASTEWATER UNITS	XXZTK05	R5142-CARB	30 TAC Chapter 115, Industrial Wastewater	Control Devices = Carbon adsorber.
GRP-BNWW1	WASTEWATER UNITS	XXZTK05	R5142-FURN	30 TAC Chapter 115, Industrial Wastewater	Control Devices = Enclosed non-catalytic combustion device.
GRP-BNWW1	STORAGE TANKS/VESSELS	XXZTK05	60Kb-1	40 CFR Part 60, Subpart Kb	No changing attributes.
GRP-BNWW1	STORAGE TANKS/VESSELS	XXZTK05	61FF-1	40 CFR Part 61, Subpart FF	Control Device Type/Operation = Boiler or process heater having a design heat input capacity greater than or equal to 44 MW and that provides a minimum residence time of 0.5 seconds at a minimum temperature of 760° C
GRP-BNWW1	STORAGE TANKS/VESSELS	XXZTK05	61FF-3	40 CFR Part 61, Subpart FF	Control Device Type/Operation = Carbon adsorption system that does not regenerate the carbon bed directly in the control device, Carbon Replacement Interval = The carbon in the carbon adsorption system is replaced when monitoring indicates breakthrough.

**Unit Summary**

Unit/Group/ Process ID No.	Unit Type	Group/Inclusive Units	SOP Index No.	Regulation	Requirement Driver
GRP-TKMSL	STORAGE TANKS/VESSELS	XXLTK01, XXTK20, XXUT1, XXUT2, XXUT3, XXUT4, XXZTK11, XXZTK16A	R5111-21	30 TAC Chapter 115, Storage of VOCs	No changing attributes.
GRP-XXFURN	EMISSION POINTS/STATIONARY VENTS/PROCESS VENTS	XXAF01-ST, XXBF01-ST, XXCF01-ST, XXDF01-ST, XXEF01-ST, XXFF01-ST, XXGF01-ST, XXHF01-ST	R1111-1	30 TAC Chapter 111, Visible Emissions	No changing attributes.
GRP-XXFURN	PROCESS HEATERS/FURNACES	XXAF01-ST, XXBF01-ST, XXCF01-ST, XXDF01-ST, XXEF01-ST, XXFF01-ST, XXGF01-ST, XXHF01-ST	R7300	30 TAC Chapter 117, Subchapter B	Fuel Type #1 = Natural gas, Fuel Type #2 = Gaseous fuel other than natural gas, landfill gas or renewable non-fossil fuel gases, NH3 Emission Limitation = Title 30 TAC § 117.310(c)(2)
GRP-XXFURN	PROCESS HEATERS/FURNACES	XXAF01-ST, XXBF01-ST, XXCF01-ST, XXDF01-ST, XXEF01-ST, XXFF01-ST, XXGF01-ST, XXHF01-ST	R7300-ACSS	30 TAC Chapter 117, Subchapter B	Fuel Type #1 = Gaseous fuel other than natural gas, landfill gas, or renewable non-fossil fuel gases., Fuel Type #2 = Natural gas, NH3 Emission Limitation = Unit is complying with an Alternative Case Specific Specification under Title 30 TAC §§ 117.125(a), 117.325(a) or 117.425(a)
GRP-XXFURN	EMISSION POINTS/STATIONARY VENTS/PROCESS VENTS	XXAF01-ST, XXBF01-ST, XXCF01-ST,	63YY	40 CFR Part 63, Subpart YY	No changing attributes.



**Unit Summary**

Unit/Group/ Process ID No.	Unit Type	Group/Inclusive Units	SOP Index No.	Regulation	Requirement Driver
		XXDF01-ST, XXEF01-ST, XXFF01-ST, XXGF01-ST, XXHF01-ST			
HEPAC1	SRIC ENGINES	N/A	R7300	30 TAC Chapter 117, Subchapter B	No changing attributes.
HEPAC1	SRIC ENGINES	N/A	60IIII-2	40 CFR Part 60, Subpart IIII	No changing attributes.
HEPAC1	SRIC ENGINES	N/A	60ZZZZ	40 CFR Part 63, Subpart ZZZZ	No changing attributes.
HEPAC2	SRIC ENGINES	N/A	R7300	30 TAC Chapter 117, Subchapter B	No changing attributes.
HEPAC2	SRIC ENGINES	N/A	60IIII-2	40 CFR Part 60, Subpart IIII	No changing attributes.
HEPAC2	SRIC ENGINES	N/A	63ZZZZ	40 CFR Part 63, Subpart ZZZZ	No changing attributes.
HRSG1	EMISSION POINTS/STATIONARY VENTS/PROCESS VENTS	N/A	R1111-1	30 TAC Chapter 111, Visible Emissions	No changing attributes.
HRSG1	BOILERS/STEAM GENERATORS/STEAM GENERATING UNITS	N/A	R7300	30 TAC Chapter 117, Subchapter B	CO Emission Limitation = Title 30 TAC § 117.310(c)(1) 400 ppmv option.
HRSG1	STATIONARY TURBINES	N/A	R7300-1	30 TAC Chapter 117, Subchapter B	CO Emission Limitation = Title 30 TAC § 117.310(c)(1).
HRSG1	BOILERS/STEAM GENERATORS/STEAM GENERATING UNITS	N/A	R7300-ACS	30 TAC Chapter 117, Subchapter B	CO Emission Limitation = Unit is complying with an Alternative Case Specific Specification under 30 TAC §§ 117.125(a), 117.325(a) or 117.425(a).
HRSG1	STATIONARY TURBINES	N/A	R7300-ACS	30 TAC Chapter 117,	CO Emission Limitation = Unit is

**Unit Summary**

Unit/Group/ Process ID No.	Unit Type	Group/Inclusive Units	SOP Index No.	Regulation	Requirement Driver
				Subchapter B	complying with an Alternative Case Specific Specification under Title 30 TAC §§ 117.125, 117.325 or 117.425.
HRSG1	BOILERS/STEAM GENERATORS/STEAM GENERATING UNITS	N/A	60Db-1A	40 CFR Part 60, Subpart Db	No changing attributes.
HRSG1	STATIONARY TURBINES	N/A	60GG	40 CFR Part 60, Subpart GG	No changing attributes.
HRSG2	EMISSION POINTS/STATIONARY VENTS/PROCESS VENTS	N/A	R1111-1	30 TAC Chapter 111, Visible Emissions	No changing attributes.
HRSG2	BOILERS/STEAM GENERATORS/STEAM GENERATING UNITS	N/A	R7300	30 TAC Chapter 117, Subchapter B	CO Emission Limitation = Title 30 TAC § 117.310(c)(1) 400 ppmv option.
HRSG2	STATIONARY TURBINES	N/A	R7300-1	30 TAC Chapter 117, Subchapter B	CO Emission Limitation = Title 30 TAC § 117.310(c)(1).
HRSG2	STATIONARY TURBINES	N/A	R7300-ACS	30 TAC Chapter 117, Subchapter B	CO Emission Limitation = Unit is complying with an Alternative Case Specific Specification under Title 30 TAC §§ 117.125, 117.325 or 117.425.
HRSG2	BOILERS/STEAM GENERATORS/STEAM GENERATING UNITS	N/A	R7300-ACS	30 TAC Chapter 117, Subchapter B	CO Emission Limitation = Unit is complying with an Alternative Case Specific Specification under 30 TAC §§ 117.125(a), 117.325(a) or 117.425(a).
HRSG2	BOILERS/STEAM GENERATORS/STEAM GENERATING UNITS	N/A	60Db-1A	40 CFR Part 60, Subpart Db	No changing attributes.
HRSG2	STATIONARY TURBINES	N/A	60GG	40 CFR Part 60, Subpart GG	No changing attributes.

**Unit Summary**

<b>Unit/Group/ Process ID No.</b>	<b>Unit Type</b>	<b>Group/Inclusive Units</b>	<b>SOP Index No.</b>	<b>Regulation</b>	<b>Requirement Driver</b>
HRSG3	EMISSION POINTS/STATIONARY VENTS/PROCESS VENTS	N/A	R1111-1	30 TAC Chapter 111, Visible Emissions	No changing attributes.
HRSG3	BOILERS/STEAM GENERATORS/STEAM GENERATING UNITS	N/A	R7300	30 TAC Chapter 117, Subchapter B	CO Emission Limitation = Title 30 TAC § 117.310(c)(1) 400 ppmv option.
HRSG3	STATIONARY TURBINES	N/A	R7300-1	30 TAC Chapter 117, Subchapter B	CO Emission Limitation = Title 30 TAC § 117.310(c)(1).
HRSG3	BOILERS/STEAM GENERATORS/STEAM GENERATING UNITS	N/A	R7300-ACS	30 TAC Chapter 117, Subchapter B	CO Emission Limitation = Unit is complying with an Alternative Case Specific Specification under 30 TAC §§ 117.125(a), 117.325(a) or 117.425(a).
HRSG3	STATIONARY TURBINES	N/A	R7300-ACS	30 TAC Chapter 117, Subchapter B	CO Emission Limitation = Unit is complying with an Alternative Case Specific Specification under Title 30 TAC §§ 117.125, 117.325 or 117.425.
HRSG3	BOILERS/STEAM GENERATORS/STEAM GENERATING UNITS	N/A	60Db-1A	40 CFR Part 60, Subpart Db	No changing attributes.
HRSG3	STATIONARY TURBINES	N/A	60GG	40 CFR Part 60, Subpart GG	No changing attributes.
HRSG4	EMISSION POINTS/STATIONARY VENTS/PROCESS VENTS	N/A	R1111-1	30 TAC Chapter 111, Visible Emissions	No changing attributes.
HRSG4	EMISSION POINTS/STATIONARY VENTS/PROCESS VENTS	N/A	R5720	30 TAC Chapter 115, HRVOC Vent Gas	No changing attributes.
HRSG4	BOILERS/STEAM GENERATORS/STEAM	N/A	R7300	30 TAC Chapter 117, Subchapter B	CO Emission Limitation = Title 30 TAC § 117.310(c)(1) 400 ppmv

**Unit Summary**

Unit/Group/ Process ID No.	Unit Type	Group/Inclusive Units	SOP Index No.	Regulation	Requirement Driver
	GENERATING UNITS				option., Functionally Identical Replacement = Unit is not a functionally identical replacement.
HRSG4	STATIONARY TURBINES	N/A	R7300-1	30 TAC Chapter 117, Subchapter B	CO Emission Limitation = Title 30 TAC § 117.310(c)(1)., NOx Reduction = No NO <sub>x</sub> reduction.
HRSG4	STATIONARY TURBINES	N/A	R7300-1N	30 TAC Chapter 117, Subchapter B	CO Emission Limitation = Unit is complying with an Alternative Case Specific Specification under Title 30 TAC §§ 117.125, 117.325 or 117.425., NH3 Emission Limitation = Title 30 TAC § 117.310(c)(2)., NH3 Monitoring = Continuous emissions monitoring system., NOx Reduction = Post combustion control technique with ammonia injection.
HRSG4	BOILERS/STEAM GENERATORS/STEAM GENERATING UNITS	N/A	R7300-ACS	30 TAC Chapter 117, Subchapter B	CO Emission Limitation = Unit is complying with an Alternative Case Specific Specification under 30 TAC §§ 117.125(a), 117.325(a) or 117.425(a).
HRSG4	STATIONARY TURBINES	N/A	R7300-ACS	30 TAC Chapter 117, Subchapter B	CO Emission Limitation = Unit is complying with an Alternative Case Specific Specification under Title 30 TAC §§ 117.125, 117.325 or 117.425., NOx Reduction = No NO <sub>x</sub> reduction.
HRSG4	STATIONARY TURBINES	N/A	R7300-ACSN	30 TAC Chapter 117, Subchapter B	CO Emission Limitation = Unit is complying with an Alternative Case Specific Specification under Title 30 TAC §§ 117.125, 117.325 or 117.425., NH3 Emission Limitation =

**Unit Summary**

Unit/Group/ Process ID No.	Unit Type	Group/Inclusive Units	SOP Index No.	Regulation	Requirement Driver
					Title 30 TAC § 117.310(c)(2)., NH3 Monitoring = Continuous emissions monitoring system., NOx Reduction = Post combustion control technique with ammonia injection.
HRSG4	BOILERS/STEAM GENERATORS/STEAM GENERATING UNITS	N/A	60Db-1A	40 CFR Part 60, Subpart Db	No changing attributes.
HRSG4	STATIONARY TURBINES	N/A	60GG	40 CFR Part 60, Subpart GG	No changing attributes.
HRSG5	EMISSION POINTS/STATIONARY VENTS/PROCESS VENTS	N/A	R1111-1	30 TAC Chapter 111, Visible Emissions	No changing attributes.
HRSG5	STATIONARY TURBINES	N/A	R7300-1	30 TAC Chapter 117, Subchapter B	CO Emission Limitation = Title 30 TAC § 117.310(c)(1)., NH3 Emission Limitation = Title 30 TAC § 117.310(c)(2).
HRSG5	STATIONARY TURBINES	N/A	R7300-1-ACS	30 TAC Chapter 117, Subchapter B	CO Emission Limitation = Unit is complying with an Alternative Case Specific Specification under Title 30 TAC §§ 117.125, 117.325 or 117.425., NH3 Emission Limitation = Unit is complying with an Alternative Case Specific Specification under Title 30 TAC §§ 117.125, 117.325 or 117.425.
HRSG5	STATIONARY TURBINES	N/A	R7300-ACS	30 TAC Chapter 117, Subchapter B	CO Emission Limitation = Unit is complying with an Alternative Case Specific Specification under Title 30 TAC §§ 117.125, 117.325 or 117.425., NH3 Emission Limitation = Title 30 TAC § 117.310(c)(2).

**Unit Summary**

<b>Unit/Group/ Process ID No.</b>	<b>Unit Type</b>	<b>Group/Inclusive Units</b>	<b>SOP Index No.</b>	<b>Regulation</b>	<b>Requirement Driver</b>
HRSG5	STATIONARY TURBINES	N/A	60KKKK	40 CFR Part 60, Subpart KKKK	No changing attributes.
HRSG5	STATIONARY TURBINES	N/A	63YYYY	40 CFR Part 63, Subpart YYYY	No changing attributes.
IBNVENT	EMISSION POINTS/STATIONARY VENTS/PROCESS VENTS	N/A	63YY	40 CFR Part 63, Subpart YY	No changing attributes.
ICSGT01	MISCELLANEOUS UNITS	N/A	63ZZZZ-5A	40 CFR Part 63, Subpart ZZZZ	No changing attributes.
ICSGT02	MISCELLANEOUS UNITS	N/A	63ZZZZ-5A	40 CFR Part 63, Subpart ZZZZ	No changing attributes.
ICSGT03	MISCELLANEOUS UNITS	N/A	63ZZZZ-5A	40 CFR Part 63, Subpart ZZZZ	No changing attributes.
KD01	EMISSION POINTS/STATIONARY VENTS/PROCESS VENTS	N/A	R5720	30 TAC Chapter 115, HRVOC Vent Gas	No changing attributes.
KD01	EMISSION POINTS/STATIONARY VENTS/PROCESS VENTS	N/A	R5121	30 TAC Chapter 115, Vent Gas Controls	No changing attributes.
KLTK-01A	STORAGE TANKS/VESSELS	N/A	R5111-1	30 TAC Chapter 115, Storage of VOCs	No changing attributes.
KT01	EMISSION POINTS/STATIONARY VENTS/PROCESS VENTS	N/A	R5720	30 TAC Chapter 115, HRVOC Vent Gas	No changing attributes.
KT01	EMISSION POINTS/STATIONARY VENTS/PROCESS VENTS	N/A	R5121	30 TAC Chapter 115, Vent Gas Controls	No changing attributes.
KT02	EMISSION POINTS/STATIONARY	N/A	R5720	30 TAC Chapter 115, HRVOC Vent Gas	No changing attributes.

**Unit Summary**

<b>Unit/Group/ Process ID No.</b>	<b>Unit Type</b>	<b>Group/Inclusive Units</b>	<b>SOP Index No.</b>	<b>Regulation</b>	<b>Requirement Driver</b>
	VENTS/PROCESS VENTS				
KT02	EMISSION POINTS/STATIONARY VENTS/PROCESS VENTS	N/A	R5121	30 TAC Chapter 115, Vent Gas Controls	No changing attributes.
KT03	EMISSION POINTS/STATIONARY VENTS/PROCESS VENTS	N/A	R5720	30 TAC Chapter 115, HRVOC Vent Gas	No changing attributes.
KT03	EMISSION POINTS/STATIONARY VENTS/PROCESS VENTS	N/A	R5121	30 TAC Chapter 115, Vent Gas Controls	No changing attributes.
KT04	EMISSION POINTS/STATIONARY VENTS/PROCESS VENTS	N/A	R5720	30 TAC Chapter 115, HRVOC Vent Gas	No changing attributes.
KT04	EMISSION POINTS/STATIONARY VENTS/PROCESS VENTS	N/A	R5121	30 TAC Chapter 115, Vent Gas Controls	No changing attributes.
LABVENT	EMISSION POINTS/STATIONARY VENTS/PROCESS VENTS	N/A	R5121	30 TAC Chapter 115, Vent Gas Controls	No changing attributes.
LD25	STORAGE TANKS/VESSELS	N/A	R5112-1	30 TAC Chapter 115, Storage of VOCs	No changing attributes.
LD25-1	LOADING/UNLOADING OPERATIONS	N/A	R5212-5	30 TAC Chapter 115, Loading and Unloading of VOC	No changing attributes.
LOADXX	LOADING/UNLOADING OPERATIONS	N/A	R5212-3	30 TAC Chapter 115, Loading and Unloading of VOC	Alternate Control Requirement (ACR) = No alternate control requirements are being utilized., Product Transferred = Volatile organic compounds other than liquefied petroleum gas and

### Unit Summary

Unit/Group/ Process ID No.	Unit Type	Group/Inclusive Units	SOP Index No.	Regulation	Requirement Driver
					gasoline., True Vapor Pressure = True vapor pressure less than 0.5 psia., Daily Throughput = Daily throughput not determined since 30 TAC § 115.217(a)(2)(A) or 30 TAC § 115.217(b)(3)(A) exemption is not utilized., Transfer Type = Only loading., Control Options = Vapor control system that maintains a control efficiency of at least 90%.
LOADXX	LOADING/UNLOADING OPERATIONS	N/A	R5212-4	30 TAC Chapter 115, Loading and Unloading of VOC	Alternate Control Requirement (ACR) = No alternate control requirements are being utilized., Product Transferred = Volatile organic compounds other than liquefied petroleum gas and gasoline., True Vapor Pressure = True vapor pressure greater than or equal to 0.5 psia., Daily Throughput = Daily throughput not determined since 30 TAC § 115.217(a)(2)(A) or 30 TAC § 115.217(b)(3)(A) exemption is not utilized., Chapter 115 Control Device Type = Vapor control system with a carbon adsorption system., Transfer Type = Only loading., Control Options = Vapor control system that maintains a control efficiency of at least 90%., Vapor Tight = All liquid and vapor lines are equipped with fittings which make vapor-tight connections that close automatically when disconnected.



**Unit Summary**

Unit/Group/ Process ID No.	Unit Type	Group/Inclusive Units	SOP Index No.	Regulation	Requirement Driver
LOADXX	LOADING/UNLOADING OPERATIONS	N/A	R5212-5	30 TAC Chapter 115, Loading and Unloading of VOC	Alternate Control Requirement (ACR) = No alternate control requirements are being utilized., Product Transferred = Volatile organic compounds other than liquefied petroleum gas and gasoline., True Vapor Pressure = True vapor pressure greater than or equal to 0.5 psia., Daily Throughput = Daily throughput not determined since 30 TAC § 115.217(a)(2)(A) or 30 TAC § 115.217(b)(3)(A) exemption is not utilized., Chapter 115 Control Device Type = Vapor control system with a flare; or a vapor combustor considered to be a flare, Transfer Type = Only loading., Control Options = Vapor control system that maintains a control efficiency of at least 90%., Vapor Tight = All liquid and vapor lines are equipped with fittings which make vapor-tight connections that close automatically when disconnected.
LOADXX	LOADING/UNLOADING OPERATIONS	N/A	R5212-5A	30 TAC Chapter 115, Loading and Unloading of VOC	Alternate Control Requirement (ACR) = Under 30 TAC § 115.213(a), using an alternate method for demonstrating and documenting continuous compliance with applicable control requirements or exemption criteria.
LOADXX	LOADING/UNLOADING OPERATIONS	N/A	R5212-6	30 TAC Chapter 115, Loading and Unloading of VOC	Alternate Control Requirement (ACR) = No alternate control requirements are being utilized.,

**Unit Summary**

Unit/Group/ Process ID No.	Unit Type	Group/Inclusive Units	SOP Index No.	Regulation	Requirement Driver
					Product Transferred = Volatile organic compounds other than liquefied petroleum gas and gasoline., True Vapor Pressure = True vapor pressure greater than or equal to 0.5 psia., Daily Throughput = Daily throughput not determined since 30 TAC § 115.217(a)(2)(A) or 30 TAC § 115.217(b)(3)(A) exemption is not utilized., Chapter 115 Control Device Type = No control device., Transfer Type = Only loading., Control Options = Vapor balance system., Vapor Tight = All liquid and vapor lines are equipped with fittings which make vapor-tight connections that close automatically when disconnected.
LOADXX	LOADING/UNLOADING OPERATIONS	N/A	R5212-7	30 TAC Chapter 115, Loading and Unloading of VOC	Alternate Control Requirement (ACR) = No alternate control requirements are being utilized., Product Transferred = Volatile organic compounds other than liquefied petroleum gas and gasoline., True Vapor Pressure = True vapor pressure greater than or equal to 0.5 psia., Daily Throughput = Daily throughput not determined since 30 TAC § 115.217(a)(2)(A) or 30 TAC § 115.217(b)(3)(A) exemption is not utilized., Chapter 115 Control Device Type = No control device., Transfer Type = Only loading., Control Options = Pressurized loading system., Vapor

**Unit Summary**

<b>Unit/Group/ Process ID No.</b>	<b>Unit Type</b>	<b>Group/Inclusive Units</b>	<b>SOP Index No.</b>	<b>Regulation</b>	<b>Requirement Driver</b>
					Tight = All liquid and vapor lines are equipped with fittings which make vapor-tight connections that close automatically when disconnected.
LT06A	WASTEWATER UNITS	N/A	R5142	30 TAC Chapter 115, Industrial Wastewater	No changing attributes.
LUNCHTNT	SRIC ENGINES	N/A	R7300	30 TAC Chapter 117, Subchapter B	No changing attributes.
LUNCHTNT	SRIC ENGINES	N/A	60III	40 CFR Part 60, Subpart III	No changing attributes.
LUNCHTNT	SRIC ENGINES	N/A	63ZZZZ	40 CFR Part 63, Subpart ZZZZ	No changing attributes.
MD20	STORAGE TANKS/VESSELS	N/A	R5111-1	30 TAC Chapter 115, Storage of VOCs	No changing attributes.
MR01	EMISSION POINTS/STATIONARY VENTS/PROCESS VENTS	N/A	R5720	30 TAC Chapter 115, HRVOC Vent Gas	No changing attributes.
MR01	EMISSION POINTS/STATIONARY VENTS/PROCESS VENTS	N/A	R5121	30 TAC Chapter 115, Vent Gas Controls	No changing attributes.
MTK01	STORAGE TANKS/VESSELS	N/A	R5112-2	30 TAC Chapter 115, Storage of VOCs	No changing attributes.
MTK02	STORAGE TANKS/VESSELS	N/A	R5111-1	30 TAC Chapter 115, Storage of VOCs	No changing attributes.
ND08	EMISSION POINTS/STATIONARY VENTS/PROCESS VENTS	N/A	R5720	30 TAC Chapter 115, HRVOC Vent Gas	No changing attributes.
ND08	EMISSION POINTS/STATIONARY VENTS/PROCESS VENTS	N/A	R5121	30 TAC Chapter 115, Vent Gas Controls	No changing attributes.

**Unit Summary**

<b>Unit/Group/ Process ID No.</b>	<b>Unit Type</b>	<b>Group/Inclusive Units</b>	<b>SOP Index No.</b>	<b>Regulation</b>	<b>Requirement Driver</b>
ND08	EMISSION POINTS/STATIONARY VENTS/PROCESS VENTS	N/A	63YY	40 CFR Part 63, Subpart YY	No changing attributes.
OLDLOAD	STORAGE TANKS/VESSELS	N/A	63EEEE	40 CFR Part 63, Subpart EEEE	No changing attributes.
OLDTANK	STORAGE TANKS/VESSELS	N/A	63EEEE	40 CFR Part 63, Subpart EEEE	No changing attributes.
PRIMFL	FLARES	N/A	R1111-2	30 TAC Chapter 111, Visible Emissions	No changing attributes.
PRIMFL	FLARES	N/A	R115H	30 TAC Chapter 115, HRVOC Vent Gas	Modifications to Testing /Monitoring ID NO. =06/12/2016.
PRIMFL	FLARES	N/A	R5720-4	30 TAC Chapter 115, HRVOC Vent Gas	Modifications to Testing /Monitoring ID NO. =03/12/2018.
PRIMFL	FLARES	N/A	60A-1	40 CFR Part 60, Subpart A	Flare Exit Velocity = Flare exit velocity is less than 60 ft/s (18.3 m/sec)
PRIMFL	FLARES	N/A	60A-2	40 CFR Part 60, Subpart A	Flare Exit Velocity = Flare exit velocity is greater than or equal to 60 ft/s (18.3 m/sec) but less than 400 ft/s (122 m/sec)., Heating Value of Gas = Heating value is less than or equal to 1000 Btu/scf (37.3 MJ/scm).
PRIMFL	FLARES	N/A	60A-3	40 CFR Part 60, Subpart A	Flare Exit Velocity = Flare exit velocity is greater than or equal to 60 ft/s (18.3 m/sec) but less than 400 ft/s (122 m/sec)., Heating Value of Gas = Heating value is greater than 1000 Btu/scf (37.3 MJ/scm).
PRIMFL	FLARES	N/A	63A-1	40 CFR Part 63, Subpart A	Flare Exit Velocity = Flare exit

**Unit Summary**

<b>Unit/Group/ Process ID No.</b>	<b>Unit Type</b>	<b>Group/Inclusive Units</b>	<b>SOP Index No.</b>	<b>Regulation</b>	<b>Requirement Driver</b>
					velocity is less than 60 ft/s (18.3 m/sec)
PRIMFL	FLARES	N/A	63A-2	40 CFR Part 63, Subpart A	Flare Exit Velocity = Flare exit velocity is greater than or equal to 60 ft/s (18.3 m/sec) but less than 400 ft/s (122 m/sec)., Heating Value of Gas = Heating value is less than or equal to 1000 Btu/scf (37.3 MJ/scm).
PRIMFL	FLARES	N/A	63A-3	40 CFR Part 63, Subpart A	Flare Exit Velocity = Flare exit velocity is greater than or equal to 60 ft/s (18.3 m/sec) but less than 400 ft/s (122 m/sec)., Heating Value of Gas = Heating value is greater than 1000 Btu/scf (37.3 MJ/scm).
PRIMFL	MISCELLANEOUS UNITS	N/A	63YY	40 CFR Part 63, Subpart YY	No changing attributes.
PRIMFL-VENT	EMISSION POINTS/STATIONARY VENTS/PROCESS VENTS	N/A	R5121	30 TAC Chapter 115, Vent Gas Controls	No changing attributes.
PRIMFL-VENT	EMISSION POINTS/STATIONARY VENTS/PROCESS VENTS	N/A	63YY	40 CFR Part 63, Subpart YY	No changing attributes.
PRO-BDUNIT	CHEMICAL MANUFACTURING PROCESS	N/A	63F	40 CFR Part 63, Subpart F	No changing attributes.
PRO-BIOX	TREATMENT PROCESS	N/A	61FF-1	40 CFR Part 61, Subpart FF	No changing attributes.
PRO-BIOX	TREATMENT PROCESS	N/A	63YY	40 CFR Part 63, Subpart YY	No changing attributes.
PRO-LT06	TREATMENT PROCESS	N/A	61FF	40 CFR Part 61, Subpart FF	No changing attributes.
PRO-LT06	TREATMENT PROCESS	N/A	63YY	40 CFR Part 63, Subpart YY	No changing attributes.

**Unit Summary**

Unit/Group/ Process ID No.	Unit Type	Group/Inclusive Units	SOP Index No.	Regulation	Requirement Driver
PRO-WAOXX	TREATMENT PROCESS	N/A	61FF-4	40 CFR Part 61, Subpart FF	Treatment Stream Unit Exempt = There are not units in the wastewater treatment system that are exempt according to 40 CFR § 61.348(b)(2)., Engineering Calculations = Engineering calculations show that the control device is proven to achieve its emission limitation., Control Device Type/Operation = Carbon adsorption system that does not regenerate the carbon bed directly in the control device., Carbon Replacement Interval = The carbon in the carbon adsorption system is replaced on indication of breakthrough.
PRO-WAOXX	TREATMENT PROCESS	N/A	61FF-5	40 CFR Part 61, Subpart FF	Control Device Type/Operation = Boiler or process heater having a design heat input capacity greater than or equal to 44 MW and that provides a minimum residence time of 0.5 seconds at a minimum temperature of 760 degrees C., Alternate Monitoring Parameters = Alternate monitoring parameters or requirements have not been approved by the Administrator or have not been requested.
PRO-WAOXX	TREATMENT PROCESS	N/A	63YY	40 CFR Part 63, Subpart YY	No changing attributes.
PRO-ZIMPRO	TREATMENT PROCESS	N/A	61FF-CRBCN	40 CFR Part 61, Subpart FF	Less Than Atmospheric = A cover and closed-vent system are operated such that the treatment

**Unit Summary**

Unit/Group/ Process ID No.	Unit Type	Group/Inclusive Units	SOP Index No.	Regulation	Requirement Driver
					<p>process or wastewater system unit is maintained at ambient atmospheric pressure., Closed-Vent System and Control Device = A closed-vent system and control device is used., AMOC = No alternate means of compliance (AMOC) to meet the requirements of 40 CFR § 61.349 for a closed-vent system and control device is used., By-Pass Line = The closed-vent system does not contain a by-pass line that could divert the vent stream away from the control device., Engineering Calculations = Engineering calculations show that the control device is proven to achieve its emission limitation., Control Device Type/Operation = Carbon adsorption system that does not regenerate the carbon bed directly in the control device., Fuel Gas System = Not all gaseous vent streams from the treatment process or wastewater treatment system are routed to a fuel gas system., Carbon Replacement Interval = The carbon in the carbon adsorption system is replaced on indication of breakthrough.</p>
PRO-ZIMPRO	TREATMENT PROCESS	N/A	61FF-FURN	40 CFR Part 61, Subpart FF	<p>Fuel Gas System = All gaseous vent streams from the treatment process or wastewater treatment system are routed to a fuel gas system.</p>

### Unit Summary

Unit/Group/ Process ID No.	Unit Type	Group/Inclusive Units	SOP Index No.	Regulation	Requirement Driver
PRO-ZIMPRO	TREATMENT PROCESS	N/A	63YY	40 CFR Part 63, Subpart YY	No changing attributes.
PROCSEWER	WASTEWATER UNITS	N/A	R5142	30 TAC Chapter 115, Industrial Wastewater	No changing attributes.
RD01	EMISSION POINTS/STATIONARY VENTS/PROCESS VENTS	N/A	R5720	30 TAC Chapter 115, HRVOC Vent Gas	No changing attributes.
RD01	EMISSION POINTS/STATIONARY VENTS/PROCESS VENTS	N/A	R5121	30 TAC Chapter 115, Vent Gas Controls	No changing attributes.
RD02	EMISSION POINTS/STATIONARY VENTS/PROCESS VENTS	N/A	R5121	30 TAC Chapter 115, Vent Gas Controls	No changing attributes.
RD02	EMISSION POINTS/STATIONARY VENTS/PROCESS VENTS	N/A	63G	40 CFR Part 63, Subpart G	No changing attributes.
RD05	EMISSION POINTS/STATIONARY VENTS/PROCESS VENTS	N/A	R5720	30 TAC Chapter 115, HRVOC Vent Gas	No changing attributes.
RD05	EMISSION POINTS/STATIONARY VENTS/PROCESS VENTS	N/A	R5121	30 TAC Chapter 115, Vent Gas Controls	No changing attributes.
RD05	EMISSION POINTS/STATIONARY VENTS/PROCESS VENTS	N/A	63G	40 CFR Part 63, Subpart G	No changing attributes.
RD07	EMISSION POINTS/STATIONARY VENTS/PROCESS VENTS	N/A	R5121	30 TAC Chapter 115, Vent Gas Controls	No changing attributes.
RD07	EMISSION POINTS/STATIONARY	N/A	63G	40 CFR Part 63, Subpart G	No changing attributes.



**Unit Summary**

<b>Unit/Group/ Process ID No.</b>	<b>Unit Type</b>	<b>Group/Inclusive Units</b>	<b>SOP Index No.</b>	<b>Regulation</b>	<b>Requirement Driver</b>
	VENTS/PROCESS VENTS				
RD08A	EMISSION POINTS/STATIONARY VENTS/PROCESS VENTS	N/A	R5720	30 TAC Chapter 115, HRVOC Vent Gas	No changing attributes.
RD08A	EMISSION POINTS/STATIONARY VENTS/PROCESS VENTS	N/A	R5121	30 TAC Chapter 115, Vent Gas Controls	No changing attributes.
RD10	EMISSION POINTS/STATIONARY VENTS/PROCESS VENTS	N/A	R5720	30 TAC Chapter 115, HRVOC Vent Gas	No changing attributes.
RD10	EMISSION POINTS/STATIONARY VENTS/PROCESS VENTS	N/A	R5121	30 TAC Chapter 115, Vent Gas Controls	No changing attributes.
RD10	EMISSION POINTS/STATIONARY VENTS/PROCESS VENTS	N/A	63G	40 CFR Part 63, Subpart G	No changing attributes.
RD11	EMISSION POINTS/STATIONARY VENTS/PROCESS VENTS	N/A	R5720	30 TAC Chapter 115, HRVOC Vent Gas	No changing attributes.
RD11	EMISSION POINTS/STATIONARY VENTS/PROCESS VENTS	N/A	R5121	30 TAC Chapter 115, Vent Gas Controls	No changing attributes.
RD12	EMISSION POINTS/STATIONARY VENTS/PROCESS VENTS	N/A	R5720	30 TAC Chapter 115, HRVOC Vent Gas	No changing attributes.
RD12	EMISSION POINTS/STATIONARY VENTS/PROCESS VENTS	N/A	R5121	30 TAC Chapter 115, Vent Gas Controls	No changing attributes.
RD13	EMISSION	N/A	R5720	30 TAC Chapter 115,	No changing attributes.

**Unit Summary**

<b>Unit/Group/ Process ID No.</b>	<b>Unit Type</b>	<b>Group/Inclusive Units</b>	<b>SOP Index No.</b>	<b>Regulation</b>	<b>Requirement Driver</b>
	POINTS/STATIONARY VENTS/PROCESS VENTS			HRVOC Vent Gas	
RD13	EMISSION POINTS/STATIONARY VENTS/PROCESS VENTS	N/A	R5121	30 TAC Chapter 115, Vent Gas Controls	No changing attributes.
RD14	EMISSION POINTS/STATIONARY VENTS/PROCESS VENTS	N/A	R5720	30 TAC Chapter 115, HRVOC Vent Gas	No changing attributes.
RD14	EMISSION POINTS/STATIONARY VENTS/PROCESS VENTS	N/A	R5121	30 TAC Chapter 115, Vent Gas Controls	No changing attributes.
RD15	EMISSION POINTS/STATIONARY VENTS/PROCESS VENTS	N/A	R5121	30 TAC Chapter 115, Vent Gas Controls	No changing attributes.
RD15	EMISSION POINTS/STATIONARY VENTS/PROCESS VENTS	N/A	63G	40 CFR Part 63, Subpart G	No changing attributes.
RD16	EMISSION POINTS/STATIONARY VENTS/PROCESS VENTS	N/A	R5720	30 TAC Chapter 115, HRVOC Vent Gas	No changing attributes.
RD16	EMISSION POINTS/STATIONARY VENTS/PROCESS VENTS	N/A	63G	40 CFR Part 63, Subpart G	No changing attributes.
RD17	EMISSION POINTS/STATIONARY VENTS/PROCESS VENTS	N/A	R5121	30 TAC Chapter 115, Vent Gas Controls	No changing attributes.
RD17	EMISSION POINTS/STATIONARY VENTS/PROCESS VENTS	N/A	63G	40 CFR Part 63, Subpart G	No changing attributes.

**Unit Summary**

<b>Unit/Group/ Process ID No.</b>	<b>Unit Type</b>	<b>Group/Inclusive Units</b>	<b>SOP Index No.</b>	<b>Regulation</b>	<b>Requirement Driver</b>
RD18	STORAGE TANKS/VESSELS	N/A	R5111-1	30 TAC Chapter 115, Storage of VOCs	No changing attributes.
RD22	EMISSION POINTS/STATIONARY VENTS/PROCESS VENTS	N/A	R5121	30 TAC Chapter 115, Vent Gas Controls	No changing attributes.
RD22	EMISSION POINTS/STATIONARY VENTS/PROCESS VENTS	N/A	63G	40 CFR Part 63, Subpart G	No changing attributes.
RD24	EMISSION POINTS/STATIONARY VENTS/PROCESS VENTS	N/A	R5121	30 TAC Chapter 115, Vent Gas Controls	No changing attributes.
RD24	EMISSION POINTS/STATIONARY VENTS/PROCESS VENTS	N/A	63G	40 CFR Part 63, Subpart G	No changing attributes.
RES-LC01	EMISSION POINTS/STATIONARY VENTS/PROCESS VENTS	N/A	R5121	30 TAC Chapter 115, Vent Gas Controls	No changing attributes.
RES-PC01	EMISSION POINTS/STATIONARY VENTS/PROCESS VENTS	N/A	R5121	30 TAC Chapter 115, Vent Gas Controls	No changing attributes.
RES-VC01	EMISSION POINTS/STATIONARY VENTS/PROCESS VENTS	N/A	R5121	30 TAC Chapter 115, Vent Gas Controls	No changing attributes.
SD06	EMISSION POINTS/STATIONARY VENTS/PROCESS VENTS	N/A	R5720	30 TAC Chapter 115, HRVOC Vent Gas	No changing attributes.
SD06	EMISSION POINTS/STATIONARY VENTS/PROCESS VENTS	N/A	R5121	30 TAC Chapter 115, Vent Gas Controls	No changing attributes.

**Unit Summary**

<b>Unit/Group/ Process ID No.</b>	<b>Unit Type</b>	<b>Group/Inclusive Units</b>	<b>SOP Index No.</b>	<b>Regulation</b>	<b>Requirement Driver</b>
SD07	EMISSION POINTS/STATIONARY VENTS/PROCESS VENTS	N/A	R5720	30 TAC Chapter 115, HRVOC Vent Gas	No changing attributes.
SD07	EMISSION POINTS/STATIONARY VENTS/PROCESS VENTS	N/A	R5121	30 TAC Chapter 115, Vent Gas Controls	No changing attributes.
SECFL	FLARES	N/A	R1111-2	30 TAC Chapter 111, Visible Emissions	No changing attributes.
SECFL	FLARES	N/A	R115H	30 TAC Chapter 115, HRVOC Vent Gas	Modifications to Testing /Monitoring ID NO. =01/30/2014,10/22/2021.
SECFL	FLARES	N/A	R5720-4	30 TAC Chapter 115, HRVOC Vent Gas	Modifications to Testing /Monitoring ID NO. =03/12/2018
SECFL	FLARES	N/A	60A-1	40 CFR Part 60, Subpart A	Flare Exit Velocity = Flare exit velocity is less than 60 ft/s (18.3 m/sec)
SECFL	FLARES	N/A	60A-2	40 CFR Part 60, Subpart A	Flare Exit Velocity = Flare exit velocity is greater than or equal to 60 ft/s (18.3 m/sec) but less than 400 ft/s (122 m/sec)., Heating Value of Gas = Heating value is less than or equal to 1000 Btu/scf (37.3 MJ/scm).
SECFL	FLARES	N/A	60A-3	40 CFR Part 60, Subpart A	Flare Exit Velocity = Flare exit velocity is greater than or equal to 60 ft/s (18.3 m/sec) but less than 400 ft/s (122 m/sec)., Heating Value of Gas = Heating value is greater than 1000 Btu/scf (37.3 MJ/scm)
SECFL	FLARES	N/A	63A-1	40 CFR Part 63, Subpart A	Flare Exit Velocity = Flare exit velocity is less than 60 ft/s (18.3 m/sec)

**Unit Summary**

<b>Unit/Group/ Process ID No.</b>	<b>Unit Type</b>	<b>Group/Inclusive Units</b>	<b>SOP Index No.</b>	<b>Regulation</b>	<b>Requirement Driver</b>
SECFL	FLARES	N/A	63A-2	40 CFR Part 63, Subpart A	Flare Exit Velocity = Flare exit velocity is greater than or equal to 60 ft/s (18.3 m/sec) but less than 400 ft/s (122 m/sec)., Heating Value of Gas = Heating value is less than or equal to 1000 Btu/scf (37.3 MJ/scm).
SECFL	FLARES	N/A	63A-3	40 CFR Part 63, Subpart A	Flare Exit Velocity = Flare exit velocity is greater than or equal to 60 ft/s (18.3 m/sec) but less than 400 ft/s (122 m/sec)., Heating Value of Gas = Heating value is greater than 1000 Btu/scf (37.3 MJ/scm).
SECFL	MISCELLANEOUS UNITS	N/A	63YY	40 CFR Part 63, Subpart YY	No changing attributes.
SECFL-VENT	EMISSION POINTS/STATIONARY VENTS/PROCESS VENTS	N/A	R5121	30 TAC Chapter 115, Vent Gas Controls	No changing attributes.
SECFL-VENT	EMISSION POINTS/STATIONARY VENTS/PROCESS VENTS	N/A	63YY	40 CFR Part 63, Subpart YY	No changing attributes.
UD102	EMISSION POINTS/STATIONARY VENTS/PROCESS VENTS	N/A	R5720	30 TAC Chapter 115, HRVOC Vent Gas	No changing attributes.
UD102	EMISSION POINTS/STATIONARY VENTS/PROCESS VENTS	N/A	R5121	30 TAC Chapter 115, Vent Gas Controls	No changing attributes.
UD103	EMISSION POINTS/STATIONARY VENTS/PROCESS VENTS	N/A	R5720	30 TAC Chapter 115, HRVOC Vent Gas	No changing attributes.
UD103	EMISSION POINTS/STATIONARY	N/A	R5121	30 TAC Chapter 115, Vent Gas Controls	No changing attributes.

**Unit Summary**

<b>Unit/Group/ Process ID No.</b>	<b>Unit Type</b>	<b>Group/Inclusive Units</b>	<b>SOP Index No.</b>	<b>Regulation</b>	<b>Requirement Driver</b>
	VENTS/PROCESS VENTS				
UD203	EMISSION POINTS/STATIONARY VENTS/PROCESS VENTS	N/A	R5720	30 TAC Chapter 115, HRVOC Vent Gas	No changing attributes.
UD203	EMISSION POINTS/STATIONARY VENTS/PROCESS VENTS	N/A	R5121	30 TAC Chapter 115, Vent Gas Controls	No changing attributes.
UE102A	EMISSION POINTS/STATIONARY VENTS/PROCESS VENTS	N/A	R5720	30 TAC Chapter 115, HRVOC Vent Gas	No changing attributes.
UE102A	EMISSION POINTS/STATIONARY VENTS/PROCESS VENTS	N/A	R5121	30 TAC Chapter 115, Vent Gas Controls	No changing attributes.
UE208	EMISSION POINTS/STATIONARY VENTS/PROCESS VENTS	N/A	R5720	30 TAC Chapter 115, HRVOC Vent Gas	No changing attributes.
UE208	EMISSION POINTS/STATIONARY VENTS/PROCESS VENTS	N/A	R5121	30 TAC Chapter 115, Vent Gas Controls	No changing attributes.
UNLOAD-1	LOADING/UNLOADING OPERATIONS	N/A	R5212-1	30 TAC Chapter 115, Loading and Unloading of VOC	No changing attributes.
UNLOAD-2	LOADING/UNLOADING OPERATIONS	N/A	R5212-2	30 TAC Chapter 115, Loading and Unloading of VOC	No changing attributes.
UNLOADXX	LOADING/UNLOADING OPERATIONS	N/A	R5212-1	30 TAC Chapter 115, Loading and Unloading of VOC	True Vapor Pressure = True vapor pressure less than 0.5 psia.
UNLOADXX	LOADING/UNLOADING	N/A	R5212-2	30 TAC Chapter 115,	True Vapor Pressure = True vapor

**Unit Summary**

Unit/Group/ Process ID No.	Unit Type	Group/Inclusive Units	SOP Index No.	Regulation	Requirement Driver
	OPERATIONS			Loading and Unloading of VOC	pressure greater than or equal to 0.5 psia., Daily Throughput = Daily throughput not determined since 30 TAC § 115.217(a)(2)(A) or 30 TAC § 115.217(b)(3)(A) exemption is not utilized., Vapor Tight = All liquid and vapor lines are equipped with fittings which make vapor-tight connections that close automatically when disconnected.
USP03	EMISSION POINTS/STATIONARY VENTS/PROCESS VENTS	N/A	R5720	30 TAC Chapter 115, HRVOC Vent Gas	No changing attributes.
USP03	EMISSION POINTS/STATIONARY VENTS/PROCESS VENTS	N/A	R5121	30 TAC Chapter 115, Vent Gas Controls	No changing attributes.
USP102	EMISSION POINTS/STATIONARY VENTS/PROCESS VENTS	N/A	R5720	30 TAC Chapter 115, HRVOC Vent Gas	No changing attributes.
USP102	EMISSION POINTS/STATIONARY VENTS/PROCESS VENTS	N/A	R5121	30 TAC Chapter 115, Vent Gas Controls	No changing attributes.
UT302UD201	DISTILLATION OPERATIONS	N/A	60NNN	40 CFR Part 60, Subpart NNN	No changing attributes.
UTK01	STORAGE TANKS/VESSELS	N/A	R5111-1	30 TAC Chapter 115, Storage of VOCs	No changing attributes.
UTK201A	STORAGE TANKS/VESSELS	N/A	R5112-1	30 TAC Chapter 115, Storage of VOCs	No changing attributes.
UTK201B	STORAGE TANKS/VESSELS	N/A	R5112-1	30 TAC Chapter 115, Storage of VOCs	No changing attributes.

**Unit Summary**

<b>Unit/Group/ Process ID No.</b>	<b>Unit Type</b>	<b>Group/Inclusive Units</b>	<b>SOP Index No.</b>	<b>Regulation</b>	<b>Requirement Driver</b>
UTK202	STORAGE TANKS/VESSELS	N/A	R5112-1	30 TAC Chapter 115, Storage of VOCs	No changing attributes.
UTPAC1	SRIC ENGINES	N/A	R7300	30 TAC Chapter 117, Subchapter B	No changing attributes.
UTPAC1	SRIC ENGINES	N/A	60III-2	40 CFR Part 60, Subpart IIII	No changing attributes.
UTPAC1	SRIC ENGINES	N/A	63ZZZZ	40 CFR Part 63, Subpart ZZZZ	No changing attributes.
UTPAC2	SRIC ENGINES	N/A	R7300	30 TAC Chapter 117, Subchapter B	No changing attributes.
UTPAC2	SRIC ENGINES	N/A	60III-2	40 CFR Part 60, Subpart IIII	No changing attributes.
UTPAC2	SRIC ENGINES	N/A	63ZZZZ	40 CFR Part 63, Subpart ZZZZ	No changing attributes.
UTZA03	SRIC ENGINES	N/A	R7300	30 TAC Chapter 117, Subchapter B	No changing attributes.
UTZA03	SRIC ENGINES	N/A	60III	40 CFR Part 60, Subpart IIII	No changing attributes.
UTZA03	SRIC ENGINES	N/A	63ZZZZ-3A	40 CFR Part 63, Subpart ZZZZ	No changing attributes.
VE-LC-01	EMISSION POINTS/STATIONARY VENTS/PROCESS VENTS	N/A	R5121	30 TAC Chapter 115, Vent Gas Controls	No changing attributes.
VE-PC-01	EMISSION POINTS/STATIONARY VENTS/PROCESS VENTS	N/A	R5121	30 TAC Chapter 115, Vent Gas Controls	No changing attributes.
VE-VC-01	EMISSION POINTS/STATIONARY VENTS/PROCESS VENTS	N/A	R5121	30 TAC Chapter 115, Vent Gas Controls	No changing attributes.
VOCSYSTEMXX	EMISSION POINTS/STATIONARY	N/A	R5720-2	30 TAC Chapter 115, HRVOC Vent Gas	No changing attributes.



**Unit Summary**

<b>Unit/Group/ Process ID No.</b>	<b>Unit Type</b>	<b>Group/Inclusive Units</b>	<b>SOP Index No.</b>	<b>Regulation</b>	<b>Requirement Driver</b>
	VENTS/PROCESS VENTS				
VOCSYSTEMXX	EMISSION POINTS/STATIONARY VENTS/PROCESS VENTS	N/A	R5121-2	30 TAC Chapter 115, Vent Gas Controls	Control Device ID No. = XXAF01- ST, XXBF01-ST, XXCF01-ST.
VOCSYSTEMXX	EMISSION POINTS/STATIONARY VENTS/PROCESS VENTS	N/A	R5121-3	30 TAC Chapter 115, Vent Gas Controls	Control Device ID No. = CRBADS.
XAF01	EMISSION POINTS/STATIONARY VENTS/PROCESS VENTS	N/A	R1111-1	30 TAC Chapter 111, Visible Emissions	No changing attributes.
XAF01	EMISSION POINTS/STATIONARY VENTS/PROCESS VENTS	N/A	R5720	30 TAC Chapter 115, HRVOC Vent Gas	No changing attributes.
XAF01	EMISSION POINTS/STATIONARY VENTS/PROCESS VENTS	N/A	R5121	30 TAC Chapter 115, Vent Gas Controls	No changing attributes.
XAF01	PROCESS HEATERS/FURNACES	N/A	R7300-1	30 TAC Chapter 117, Subchapter B	No changing attributes.
XAF01	EMISSION POINTS/STATIONARY VENTS/PROCESS VENTS	N/A	63YY	40 CFR Part 63, Subpart YY	No changing attributes.
XAF01-DEC	EMISSION POINTS/STATIONARY VENTS/PROCESS VENTS	N/A	R5121	30 TAC Chapter 115, Vent Gas Controls	No changing attributes.
XAF01-DEC	EMISSION POINTS/STATIONARY VENTS/PROCESS VENTS	N/A	63YY	40 CFR Part 63, Subpart YY	No changing attributes.
XBF01	EMISSION POINTS/STATIONARY	N/A	R1111-1	30 TAC Chapter 111, Visible Emissions	No changing attributes.

**Unit Summary**

<b>Unit/Group/ Process ID No.</b>	<b>Unit Type</b>	<b>Group/Inclusive Units</b>	<b>SOP Index No.</b>	<b>Regulation</b>	<b>Requirement Driver</b>
	VENTS/PROCESS VENTS				
XBF01	EMISSION POINTS/STATIONARY VENTS/PROCESS VENTS	N/A	R5720	30 TAC Chapter 115, HRVOC Vent Gas	No changing attributes.
XBF01	EMISSION POINTS/STATIONARY VENTS/PROCESS VENTS	N/A	R5121	30 TAC Chapter 115, Vent Gas Controls	No changing attributes.
XBF01	PROCESS HEATERS/FURNACES	N/A	R7300-1	30 TAC Chapter 117, Subchapter B	No changing attributes.
XBF01	EMISSION POINTS/STATIONARY VENTS/PROCESS VENTS	N/A	63YY	40 CFR Part 63, Subpart YY	No changing attributes.
XBF01-DEC	EMISSION POINTS/STATIONARY VENTS/PROCESS VENTS	N/A	R5121	30 TAC Chapter 115, Vent Gas Controls	No changing attributes.
XBF01-DEC	EMISSION POINTS/STATIONARY VENTS/PROCESS VENTS	N/A	63YY	40 CFR Part 63, Subpart YY	No changing attributes.
XCF01	EMISSION POINTS/STATIONARY VENTS/PROCESS VENTS	N/A	R1111-1	30 TAC Chapter 111, Visible Emissions	No changing attributes.
XCF01	EMISSION POINTS/STATIONARY VENTS/PROCESS VENTS	N/A	R5720	30 TAC Chapter 115, HRVOC Vent Gas	No changing attributes.
XCF01	EMISSION POINTS/STATIONARY VENTS/PROCESS VENTS	N/A	R5121	30 TAC Chapter 115, Vent Gas Controls	No changing attributes.
XCF01	PROCESS HEATERS/FURNACES	N/A	R7300-1	30 TAC Chapter 117, Subchapter B	No changing attributes.

**Unit Summary**

<b>Unit/Group/ Process ID No.</b>	<b>Unit Type</b>	<b>Group/Inclusive Units</b>	<b>SOP Index No.</b>	<b>Regulation</b>	<b>Requirement Driver</b>
XCF01	EMISSION POINTS/STATIONARY VENTS/PROCESS VENTS	N/A	63YY	40 CFR Part 63, Subpart YY	No changing attributes.
XCF01-DEC	EMISSION POINTS/STATIONARY VENTS/PROCESS VENTS	N/A	R5121	30 TAC Chapter 115, Vent Gas Controls	No changing attributes.
XCF01-DEC	EMISSION POINTS/STATIONARY VENTS/PROCESS VENTS	N/A	63YY	40 CFR Part 63, Subpart YY	No changing attributes.
XDF01	EMISSION POINTS/STATIONARY VENTS/PROCESS VENTS	N/A	R1111-1	30 TAC Chapter 111, Visible Emissions	No changing attributes.
XDF01	EMISSION POINTS/STATIONARY VENTS/PROCESS VENTS	N/A	R5720	30 TAC Chapter 115, HRVOC Vent Gas	No changing attributes.
XDF01	EMISSION POINTS/STATIONARY VENTS/PROCESS VENTS	N/A	R5121	30 TAC Chapter 115, Vent Gas Controls	No changing attributes.
XDF01	PROCESS HEATERS/FURNACES	N/A	R7300-1	30 TAC Chapter 117, Subchapter B	No changing attributes.
XDF01	EMISSION POINTS/STATIONARY VENTS/PROCESS VENTS	N/A	63YY	40 CFR Part 63, Subpart YY	No changing attributes.
XDF01-DEC	EMISSION POINTS/STATIONARY VENTS/PROCESS VENTS	N/A	R5121	30 TAC Chapter 115, Vent Gas Controls	No changing attributes.
XDF01-DEC	EMISSION POINTS/STATIONARY VENTS/PROCESS VENTS	N/A	63YY	40 CFR Part 63, Subpart YY	No changing attributes.

**Unit Summary**

<b>Unit/Group/ Process ID No.</b>	<b>Unit Type</b>	<b>Group/Inclusive Units</b>	<b>SOP Index No.</b>	<b>Regulation</b>	<b>Requirement Driver</b>
XEF01	EMISSION POINTS/STATIONARY VENTS/PROCESS VENTS	N/A	R1111-1	30 TAC Chapter 111, Visible Emissions	No changing attributes.
XEF01	EMISSION POINTS/STATIONARY VENTS/PROCESS VENTS	N/A	R5720	30 TAC Chapter 115, HRVOC Vent Gas	No changing attributes.
XEF01	EMISSION POINTS/STATIONARY VENTS/PROCESS VENTS	N/A	R5121	30 TAC Chapter 115, Vent Gas Controls	No changing attributes.
XEF01	PROCESS HEATERS/FURNACES	N/A	R7300-1	30 TAC Chapter 117, Subchapter B	No changing attributes.
XEF01	EMISSION POINTS/STATIONARY VENTS/PROCESS VENTS	N/A	63YY	40 CFR Part 63, Subpart YY	No changing attributes.
XEF01-DEC	EMISSION POINTS/STATIONARY VENTS/PROCESS VENTS	N/A	R5121	30 TAC Chapter 115, Vent Gas Controls	No changing attributes.
XEF01-DEC	EMISSION POINTS/STATIONARY VENTS/PROCESS VENTS	N/A	63YY	40 CFR Part 63, Subpart YY	No changing attributes.
XFF01	EMISSION POINTS/STATIONARY VENTS/PROCESS VENTS	N/A	R1111-1	30 TAC Chapter 111, Visible Emissions	No changing attributes.
XFF01	EMISSION POINTS/STATIONARY VENTS/PROCESS VENTS	N/A	R5720	30 TAC Chapter 115, HRVOC Vent Gas	No changing attributes.
XFF01	EMISSION POINTS/STATIONARY VENTS/PROCESS VENTS	N/A	R5121	30 TAC Chapter 115, Vent Gas Controls	No changing attributes.

**Unit Summary**

<b>Unit/Group/ Process ID No.</b>	<b>Unit Type</b>	<b>Group/Inclusive Units</b>	<b>SOP Index No.</b>	<b>Regulation</b>	<b>Requirement Driver</b>
XFF01	PROCESS HEATERS/FURNACES	N/A	R7300-1	30 TAC Chapter 117, Subchapter B	No changing attributes.
XFF01	EMISSION POINTS/STATIONARY VENTS/PROCESS VENTS	N/A	63YY	40 CFR Part 63, Subpart YY	No changing attributes.
XFF01-DEC	EMISSION POINTS/STATIONARY VENTS/PROCESS VENTS	N/A	R5121	30 TAC Chapter 115, Vent Gas Controls	No changing attributes.
XFF01-DEC	EMISSION POINTS/STATIONARY VENTS/PROCESS VENTS	N/A	63YY	40 CFR Part 63, Subpart YY	No changing attributes.
XFUELVT	EMISSION POINTS/STATIONARY VENTS/PROCESS VENTS	N/A	R5720	30 TAC Chapter 115, HRVOC Vent Gas	No changing attributes.
XGF01	EMISSION POINTS/STATIONARY VENTS/PROCESS VENTS	N/A	R1111-1	30 TAC Chapter 111, Visible Emissions	No changing attributes.
XGF01	EMISSION POINTS/STATIONARY VENTS/PROCESS VENTS	N/A	R5720	30 TAC Chapter 115, HRVOC Vent Gas	No changing attributes.
XGF01	EMISSION POINTS/STATIONARY VENTS/PROCESS VENTS	N/A	R5121	30 TAC Chapter 115, Vent Gas Controls	No changing attributes.
XGF01	PROCESS HEATERS/FURNACES	N/A	R7300	30 TAC Chapter 117, Subchapter B	No changing attributes.
XGF01	EMISSION POINTS/STATIONARY VENTS/PROCESS VENTS	N/A	63YY	40 CFR Part 63, Subpart YY	No changing attributes.
XGF01-DEC	EMISSION	N/A	R5121	30 TAC Chapter 115, Vent	No changing attributes.

**Unit Summary**

<b>Unit/Group/ Process ID No.</b>	<b>Unit Type</b>	<b>Group/Inclusive Units</b>	<b>SOP Index No.</b>	<b>Regulation</b>	<b>Requirement Driver</b>
	POINTS/STATIONARY VENTS/PROCESS VENTS			Gas Controls	
XGF01-DEC	EMISSION POINTS/STATIONARY VENTS/PROCESS VENTS	N/A	63YY	40 CFR Part 63, Subpart YY	No changing attributes.
XGF01PAC	SRIC ENGINES	N/A	R7300	30 TAC Chapter 117, Subchapter B	No changing attributes.
XGF01PAC	SRIC ENGINES	N/A	60III-4	40 CFR Part 60, Subpart III	No changing attributes.
XGF01PAC	SRIC ENGINES	N/A	63ZZZZ-3A	40 CFR Part 63, Subpart ZZZZ	No changing attributes.
XKT01	EMISSION POINTS/STATIONARY VENTS/PROCESS VENTS	N/A	R5720	30 TAC Chapter 115, HRVOC Vent Gas	No changing attributes.
XKT01	EMISSION POINTS/STATIONARY VENTS/PROCESS VENTS	N/A	R5121	30 TAC Chapter 115, Vent Gas Controls	No changing attributes.
XKT01	DISTILLATION OPERATIONS	N/A	60NNN	40 CFR Part 60, Subpart NNN	No changing attributes.
XLC01-RES	EMISSION POINTS/STATIONARY VENTS/PROCESS VENTS	N/A	R5121	30 TAC Chapter 115, Vent Gas Controls	No changing attributes.
XLC01-VE	EMISSION POINTS/STATIONARY VENTS/PROCESS VENTS	N/A	R5121	30 TAC Chapter 115, Vent Gas Controls	No changing attributes.
XLD09A	EMISSION POINTS/STATIONARY VENTS/PROCESS VENTS	N/A	R5720	30 TAC Chapter 115, HRVOC Vent Gas	No changing attributes.
XLD09A	EMISSION POINTS/STATIONARY	N/A	R5121	30 TAC Chapter 115, Vent Gas Controls	No changing attributes.

**Unit Summary**

<b>Unit/Group/ Process ID No.</b>	<b>Unit Type</b>	<b>Group/Inclusive Units</b>	<b>SOP Index No.</b>	<b>Regulation</b>	<b>Requirement Driver</b>
	VENTS/PROCESS VENTS				
XLD09B	EMISSION POINTS/STATIONARY VENTS/PROCESS VENTS	N/A	R5720	30 TAC Chapter 115, HRVOC Vent Gas	No changing attributes.
XLD09B	EMISSION POINTS/STATIONARY VENTS/PROCESS VENTS	N/A	R5121	30 TAC Chapter 115, Vent Gas Controls	No changing attributes.
XMD17A	EMISSION POINTS/STATIONARY VENTS/PROCESS VENTS	N/A	R5720	30 TAC Chapter 115, HRVOC Vent Gas	No changing attributes.
XMD17A	EMISSION POINTS/STATIONARY VENTS/PROCESS VENTS	N/A	R5121	30 TAC Chapter 115, Vent Gas Controls	No changing attributes.
XMD17B	EMISSION POINTS/STATIONARY VENTS/PROCESS VENTS	N/A	R5720	30 TAC Chapter 115, HRVOC Vent Gas	No changing attributes.
XMD17B	EMISSION POINTS/STATIONARY VENTS/PROCESS VENTS	N/A	R5121	30 TAC Chapter 115, Vent Gas Controls	No changing attributes.
XMD17C	EMISSION POINTS/STATIONARY VENTS/PROCESS VENTS	N/A	R5720	30 TAC Chapter 115, HRVOC Vent Gas	No changing attributes.
XMD17C	EMISSION POINTS/STATIONARY VENTS/PROCESS VENTS	N/A	R5121	30 TAC Chapter 115, Vent Gas Controls	No changing attributes.
XMD17D	EMISSION POINTS/STATIONARY VENTS/PROCESS VENTS	N/A	R5720	30 TAC Chapter 115, HRVOC Vent Gas	No changing attributes.
XMD17D	EMISSION	N/A	R5121	30 TAC Chapter 115, Vent	No changing attributes.

**Unit Summary**

<b>Unit/Group/ Process ID No.</b>	<b>Unit Type</b>	<b>Group/Inclusive Units</b>	<b>SOP Index No.</b>	<b>Regulation</b>	<b>Requirement Driver</b>
	POINTS/STATIONARY VENTS/PROCESS VENTS			Gas Controls	
XMLTK02	STORAGE TANKS/VESSELS	N/A	R5111-1	30 TAC Chapter 115, Storage of VOCs	No changing attributes.
XPROCSEWER	WASTEWATER UNITS	N/A	R5142	30 TAC Chapter 115, Industrial Wastewater	No changing attributes.
XVC01-RES	EMISSION POINTS/STATIONARY VENTS/PROCESS VENTS	N/A	R5121	30 TAC Chapter 115, Vent Gas Controls	No changing attributes.
XVC01-VE	EMISSION POINTS/STATIONARY VENTS/PROCESS VENTS	N/A	R5121	30 TAC Chapter 115, Vent Gas Controls	No changing attributes.
XXAB-DEC	EMISSION POINTS/STATIONARY VENTS/PROCESS VENTS	N/A	R5121	30 TAC Chapter 115, Vent Gas Controls	No changing attributes.
XXAB-DEC	EMISSION POINTS/STATIONARY VENTS/PROCESS VENTS	N/A	63YY	40 CFR Part 63, Subpart YY	No changing attributes.
XXCD-DEC	EMISSION POINTS/STATIONARY VENTS/PROCESS VENTS	N/A	R5121	30 TAC Chapter 115, Vent Gas Controls	No changing attributes.
XXCD-DEC	EMISSION POINTS/STATIONARY VENTS/PROCESS VENTS	N/A	63YY	40 CFR Part 63, Subpart YY	No changing attributes.
XXEF-DEC	EMISSION POINTS/STATIONARY VENTS/PROCESS VENTS	N/A	R5121	30 TAC Chapter 115, Vent Gas Controls	No changing attributes.
XXEF-DEC	EMISSION POINTS/STATIONARY	N/A	63YY	40 CFR Part 63, Subpart YY	No changing attributes.



**Unit Summary**

Unit/Group/ Process ID No.	Unit Type	Group/Inclusive Units	SOP Index No.	Regulation	Requirement Driver
	VENTS/PROCESS VENTS				
XXFUELVT	EMISSION POINTS/STATIONARY VENTS/PROCESS VENTS	N/A	R5720-2	30 TAC Chapter 115, HRVOC Vent Gas	No changing attributes.
XXGH-DEC	EMISSION POINTS/STATIONARY VENTS/PROCESS VENTS	N/A	R5121	30 TAC Chapter 115, Vent Gas Controls	No changing attributes.
XXGH-DEC	EMISSION POINTS/STATIONARY VENTS/PROCESS VENTS	N/A	63YY	40 CFR Part 63, Subpart YY	No changing attributes.
XXZD10	STORAGE TANKS/VESSELS	N/A	R5112-1	30 TAC Chapter 115, Storage of VOCs	Storage Capacity = Capacity is greater than 1,000 gallons but less than or equal to 25,000 gallons, True Vapor Pressure = True vapor pressure is greater than or equal to 1.5 psia, Tank Description = Tank using a vapor recovery system (VRS), Control Device Type = Flare, Alternate Control Requirement = Not using an alternate method for demonstrating and documenting continuous compliance with applicable control requirements or exemption criteria., Product Stored = VOC other than crude oil or condensate
XXZD10	STORAGE TANKS/VESSELS	N/A	R5112-1A	30 TAC Chapter 115, Storage of VOCs	Alternate Control Requirement = Using alternate method for demonstrating and documenting continuous compliance with applicable control requirements or exemption criteria, and

### Unit Summary

Unit/Group/ Process ID No.	Unit Type	Group/Inclusive Units	SOP Index No.	Regulation	Requirement Driver
					demonstrating substantially equivalent reduction efficiencies approved by the TCEQ executive director.
XXZD12	STORAGE TANKS/VESSELS	N/A	R5112-1	30 TAC Chapter 115, Storage of VOCs	Storage Capacity = Capacity is greater than 25,000 gallons but less than or equal to 40,000 gallons, True Vapor Pressure = True vapor pressure is greater than or equal to 1.5 psia, Tank Description = Tank using a vapor recovery system (VRS), Control Device Type = Flare, Alternate Control Requirement = Not using an alternate method for demonstrating and documenting continuous compliance with applicable control requirements or exemption criteria., Product Stored = VOC other than crude oil or condensate
XXZD12	STORAGE TANKS/VESSELS	N/A	R5112-1A	30 TAC Chapter 115, Storage of VOCs	Alternate Control Requirement = Using alternate method for demonstrating and documenting continuous compliance with applicable control requirements or exemption criteria, and demonstrating substantially equivalent reduction efficiencies approved by the TCEQ executive director.
XXZD12	STORAGE TANKS/VESSELS	N/A	60Kb-7	40 CFR Part 60, Subpart Kb	No changing attributes.
XZA06	WASTEWATER UNITS	N/A	R5142	30 TAC Chapter 115,	No changing attributes.

**Unit Summary**

<b>Unit/Group/ Process ID No.</b>	<b>Unit Type</b>	<b>Group/Inclusive Units</b>	<b>SOP Index No.</b>	<b>Regulation</b>	<b>Requirement Driver</b>
				Industrial Wastewater	
XZA07	WASTEWATER UNITS	N/A	R5142	30 TAC Chapter 115, Industrial Wastewater	No changing attributes.
XZD05	EMISSION POINTS/STATIONARY VENTS/PROCESS VENTS	N/A	R5720	30 TAC Chapter 115, HRVOC Vent Gas	No changing attributes.
XZD05	EMISSION POINTS/STATIONARY VENTS/PROCESS VENTS	N/A	R5121-1	30 TAC Chapter 115, Vent Gas Controls	No changing attributes.
XZD06	EMISSION POINTS/STATIONARY VENTS/PROCESS VENTS	N/A	R5720	30 TAC Chapter 115, HRVOC Vent Gas	No changing attributes.
XZD06	WASTEWATER UNITS	N/A	R5142	30 TAC Chapter 115, Industrial Wastewater	No changing attributes.
XZD06	EMISSION POINTS/STATIONARY VENTS/PROCESS VENTS	N/A	R5121-1	30 TAC Chapter 115, Vent Gas Controls	No changing attributes.
XZD08	EMISSION POINTS/STATIONARY VENTS/PROCESS VENTS	N/A	R5720	30 TAC Chapter 115, HRVOC Vent Gas	No changing attributes.
XZD08	WASTEWATER UNITS	N/A	R5142	30 TAC Chapter 115, Industrial Wastewater	No changing attributes.
XZD08	EMISSION POINTS/STATIONARY VENTS/PROCESS VENTS	N/A	R5121-1	30 TAC Chapter 115, Vent Gas Controls	No changing attributes.
XZD09	EMISSION POINTS/STATIONARY VENTS/PROCESS VENTS	N/A	R5720	30 TAC Chapter 115, HRVOC Vent Gas	No changing attributes.
XZD09	EMISSION	N/A	R5121-1	30 TAC Chapter 115, Vent	Control Device Type = Smokeless

### Unit Summary

Unit/Group/ Process ID No.	Unit Type	Group/Inclusive Units	SOP Index No.	Regulation	Requirement Driver
	POINTS/STATIONARY VENTS/PROCESS VENTS			Gas Controls	flare, Total Design Capacity = Total design capacity is greater than or equal to 1,100 tons per year for all chemicals produced within that unit., Flow Rate or VOC Concentration = Flow rate is greater than or equal to 0.011 scm/min or the VOC concentration is greater than or equal to 500 ppmv., 40 CFR 60 Subpart NNN Requirements = The distillation unit vent gas stream satisfies neither of the following requirements of 40 CFR Part 60, Subpart NNN: TRE index value is greater than 8.0; or TRE index value is greater than 1.0 without the use of VOC emission control devices., 40 CFR 60 Subpart RRR Requirements = The reactor process vent gas stream satisfies neither of the following requirements of 40 CFR Part 60, Subpart RRR: TRE index value is greater than 8.0; or TRE index value is greater than 1.0 without the use of VOC emission control devices.
XZD09	EMISSION POINTS/STATIONARY VENTS/PROCESS VENTS	N/A	R5121-2	30 TAC Chapter 115, Vent Gas Controls	Control Device Type = Other vapor control/recovery system, as defined in 30 TAC § 115.10
XZD10	STORAGE TANKS/VESSELS	N/A	R5112-1	30 TAC Chapter 115, Storage of VOCs	No changing attributes.
XZD12	STORAGE TANKS/VESSELS	N/A	R5112-1	30 TAC Chapter 115, Storage of VOCs	No changing attributes.

**Unit Summary**

<b>Unit/Group/ Process ID No.</b>	<b>Unit Type</b>	<b>Group/Inclusive Units</b>	<b>SOP Index No.</b>	<b>Regulation</b>	<b>Requirement Driver</b>
XZD13	WASTEWATER UNITS	N/A	R5142	30 TAC Chapter 115, Industrial Wastewater	No changing attributes.
XZL06	WASTEWATER UNITS	N/A	R5142	30 TAC Chapter 115, Industrial Wastewater	No changing attributes.
XZL07	WASTEWATER UNITS	N/A	R5142	30 TAC Chapter 115, Industrial Wastewater	No changing attributes.
XZL08	WASTEWATER UNITS	N/A	R5142	30 TAC Chapter 115, Industrial Wastewater	No changing attributes.
XZL16	SRIC ENGINES	N/A	R7300	30 TAC Chapter 117, Subchapter B	No changing attributes.
XZLTK16	STORAGE TANKS/VESSELS	N/A	R5112	30 TAC Chapter 115, Storage of VOCs	No changing attributes.
XZTK01	WASTEWATER UNITS	N/A	115.142-CARB	30 TAC Chapter 115, Industrial Wastewater	Control Devices = Carbon adsorber.
XZTK01	WASTEWATER UNITS	N/A	115.142-ENCLNC	30 TAC Chapter 115, Industrial Wastewater	Control Devices = Enclosed non-catalytic combustion device.
XZTK01	STORAGE TANKS/VESSELS	N/A	R5112	30 TAC Chapter 115, Storage of VOCs	No changing attributes.
XZTK01	STORAGE TANKS/VESSELS	N/A	61FF-CRBCN	40 CFR Part 61, Subpart FF	Cover and Closed Vent = The cover and closed vent system are not operated such that the tank is maintained at a pressure less than atmospheric pressure and meets the conditions of 40 CFR § 61.343(a)(1)(i)(C)(1)-(3)., Bypass Line = The closed vent system contains any by-pass line that could divert the vent stream away from the control device., Bypass Line Valve = A car-seal or

### Unit Summary

Unit/Group/ Process ID No.	Unit Type	Group/Inclusive Units	SOP Index No.	Regulation	Requirement Driver
					lock and key configuration are used to secure the by-pass line valve in the closed position., Engineering Calculations = Engineering calculations show that the control device is proven to achieve its emission limitation., Control Device Type/Operation = Carbon adsorption system that does not regenerate the carbon bed directly in the control device, Fuel Gas System = Gaseous emissions from the tank or enclosure are not routed to a fuel gas system., Closed Vent System and Control Device AMOC = Not using an alternate means of compliance, Carbon Replacement Interval = The carbon in the carbon adsorption system is replaced when monitoring indicates breakthrough.
XZTK01	STORAGE TANKS/VESSELS	N/A	61FF-FURN	40 CFR Part 61, Subpart FF	Fuel Gas System = Gaseous emissions from the tank or enclosure are routed to a fuel gas system.
XZTK01-1	LOADING/UNLOADING OPERATIONS	N/A	R5212-6	30 TAC Chapter 115, Loading and Unloading of VOC	No changing attributes.
XZTK02	WASTEWATER UNITS	N/A	115.142-CARB	30 TAC Chapter 115, Industrial Wastewater	Control Devices = Carbon adsorber.
XZTK02	WASTEWATER UNITS	N/A	115.142-ENCLNC	30 TAC Chapter 115, Industrial Wastewater	Control Devices = Enclosed non-catalytic combustion device.
XZTK02	STORAGE	N/A	R5112	30 TAC Chapter 115,	No changing attributes.

### Unit Summary

Unit/Group/ Process ID No.	Unit Type	Group/Inclusive Units	SOP Index No.	Regulation	Requirement Driver
	TANKS/VESSELS			Storage of VOCs	
XZTK02	STORAGE TANKS/VESSELS	N/A	61FF-CRBCN	40 CFR Part 61, Subpart FF	Cover and Closed Vent = The cover and closed vent system are not operated such that the tank is maintained at a pressure less than atmospheric pressure and meets the conditions of 40 CFR § 61.343(a)(1)(i)(C)(1)-(3)., Bypass Line = The closed vent system contains any by-pass line that could divert the vent stream away from the control device., Bypass Line Valve = A car-seal or lock and key configuration are used to secure the by-pass line valve in the closed position., Engineering Calculations = Engineering calculations show that the control device is proven to achieve its emission limitation., Control Device Type/Operation = Carbon adsorption system that does not regenerate the carbon bed directly in the control device, Fuel Gas System = Gaseous emissions from the tank or enclosure are not routed to a fuel gas system., Closed Vent System and Control Device AMOC = Not using an alternate means of compliance, Carbon Replacement Interval = The carbon in the carbon adsorption system is replaced when monitoring indicates breakthrough.
XZTK02	STORAGE	N/A	61FF-FURN	40 CFR Part 61, Subpart FF	Fuel Gas System = Gaseous

**Unit Summary**

<b>Unit/Group/ Process ID No.</b>	<b>Unit Type</b>	<b>Group/Inclusive Units</b>	<b>SOP Index No.</b>	<b>Regulation</b>	<b>Requirement Driver</b>
	TANKS/VESSELS				emissions from the tank or enclosure are routed to a fuel gas system.
XZTK02-1	LOADING/UNLOADING OPERATIONS	N/A	R5212-6	30 TAC Chapter 115, Loading and Unloading of VOC	No changing attributes.
XZTK05	STORAGE TANKS/VESSELS	N/A	60Kb-6	40 CFR Part 60, Subpart Kb	No changing attributes.
XZTK05	STORAGE TANKS/VESSELS	N/A	61FF	40 CFR Part 61, Subpart FF	No changing attributes.
XZTK05-1	LOADING/UNLOADING OPERATIONS	N/A	R5212-3	30 TAC Chapter 115, Loading and Unloading of VOC	No changing attributes.
XZTK06	WASTEWATER UNITS	N/A	R5142	30 TAC Chapter 115, Industrial Wastewater	No changing attributes.
XZTK06	STORAGE TANKS/VESSELS	N/A	R5112	30 TAC Chapter 115, Storage of VOCs	No changing attributes.
XZTK06	STORAGE TANKS/VESSELS	N/A	60Kb-6	40 CFR Part 60, Subpart Kb	No changing attributes.
XZTK06	STORAGE TANKS/VESSELS	N/A	61FF	40 CFR Part 61, Subpart FF	No changing attributes.
XZTK06-1	LOADING/UNLOADING OPERATIONS	N/A	R5212-3	30 TAC Chapter 115, Loading and Unloading of VOC	No changing attributes.
XZTK07	STORAGE TANKS/VESSELS	N/A	R5112	30 TAC Chapter 115, Storage of VOCs	No changing attributes.
XZTK11	STORAGE TANKS/VESSELS	N/A	R5112	30 TAC Chapter 115, Storage of VOCs	No changing attributes.



**Unit Summary**

<b>Unit/Group/ Process ID No.</b>	<b>Unit Type</b>	<b>Group/Inclusive Units</b>	<b>SOP Index No.</b>	<b>Regulation</b>	<b>Requirement Driver</b>
ZD02	EMISSION POINTS/STATIONARY VENTS/PROCESS VENTS	N/A	R5720	30 TAC Chapter 115, HRVOC Vent Gas	No changing attributes.
ZD02	EMISSION POINTS/STATIONARY VENTS/PROCESS VENTS	N/A	R5121	30 TAC Chapter 115, Vent Gas Controls	No changing attributes.
ZD10	EMISSION POINTS/STATIONARY VENTS/PROCESS VENTS	N/A	R5720	30 TAC Chapter 115, HRVOC Vent Gas	No changing attributes.
ZD10	EMISSION POINTS/STATIONARY VENTS/PROCESS VENTS	N/A	R5121	30 TAC Chapter 115, Vent Gas Controls	No changing attributes.
ZD23	EMISSION POINTS/STATIONARY VENTS/PROCESS VENTS	N/A	R5720	30 TAC Chapter 115, HRVOC Vent Gas	No changing attributes.
ZD23	EMISSION POINTS/STATIONARY VENTS/PROCESS VENTS	N/A	R5121	30 TAC Chapter 115, Vent Gas Controls	No changing attributes.
ZD32	EMISSION POINTS/STATIONARY VENTS/PROCESS VENTS	N/A	R5720	30 TAC Chapter 115, HRVOC Vent Gas	No changing attributes.
ZD32	EMISSION POINTS/STATIONARY VENTS/PROCESS VENTS	N/A	R5121	30 TAC Chapter 115, Vent Gas Controls	No changing attributes.
ZD34	EMISSION POINTS/STATIONARY VENTS/PROCESS VENTS	N/A	R5720	30 TAC Chapter 115, HRVOC Vent Gas	No changing attributes.
ZD34	EMISSION POINTS/STATIONARY VENTS/PROCESS VENTS	N/A	R5121	30 TAC Chapter 115, Vent Gas Controls	No changing attributes.

### Unit Summary

Unit/Group/ Process ID No.	Unit Type	Group/Inclusive Units	SOP Index No.	Regulation	Requirement Driver
ZD43	STORAGE TANKS/VESSELS	N/A	R5112-1	30 TAC Chapter 115, Storage of VOCs	No changing attributes.
ZSP26	EMISSION POINTS/STATIONARY VENTS/PROCESS VENTS	N/A	R5720	30 TAC Chapter 115, HRVOC Vent Gas	No changing attributes.
ZSP26	EMISSION POINTS/STATIONARY VENTS/PROCESS VENTS	N/A	R5121	30 TAC Chapter 115, Vent Gas Controls	No changing attributes.
ZTK05	STORAGE TANKS/VESSELS	N/A	R5112-3	30 TAC Chapter 115, Storage of VOCs	No changing attributes.
ZTK05	STORAGE TANKS/VESSELS	N/A	60K-4	40 CFR Part 60, Subpart K	No changing attributes.
ZTK05	STORAGE TANKS/VESSELS	N/A	63YY	40 CFR Part 63, Subpart YY	No changing attributes.
ZTK06	STORAGE TANKS/VESSELS	N/A	R5112-3	30 TAC Chapter 115, Storage of VOCs	No changing attributes.
ZTK06	STORAGE TANKS/VESSELS	N/A	60K-4	40 CFR Part 60, Subpart K	No changing attributes.
ZTK06	STORAGE TANKS/VESSELS	N/A	63YY	40 CFR Part 63, Subpart YY	No changing attributes.
ZTK07	STORAGE TANKS/VESSELS	N/A	R5112-3	30 TAC Chapter 115, Storage of VOCs	No changing attributes.
ZTK07	STORAGE TANKS/VESSELS	N/A	60K-4	40 CFR Part 60, Subpart K	No changing attributes.
ZTK07	STORAGE TANKS/VESSELS	N/A	63YY	40 CFR Part 63, Subpart YY	No changing attributes.
ZTK08	STORAGE TANKS/VESSELS	N/A	R5111-1	30 TAC Chapter 115, Storage of VOCs	No changing attributes.

**Unit Summary**

<b>Unit/Group/ Process ID No.</b>	<b>Unit Type</b>	<b>Group/Inclusive Units</b>	<b>SOP Index No.</b>	<b>Regulation</b>	<b>Requirement Driver</b>
ZTK09A	STORAGE TANKS/VESSELS	N/A	R5111-1	30 TAC Chapter 115, Storage of VOCs	No changing attributes.
ZTK09B	STORAGE TANKS/VESSELS	N/A	R5111-1	30 TAC Chapter 115, Storage of VOCs	No changing attributes.
ZTK10	STORAGE TANKS/VESSELS	N/A	R5111-1	30 TAC Chapter 115, Storage of VOCs	No changing attributes.
ZTK11	STORAGE TANKS/VESSELS	N/A	R5111-1	30 TAC Chapter 115, Storage of VOCs	No changing attributes.
ZTK12A	STORAGE TANKS/VESSELS	N/A	R5111-1	30 TAC Chapter 115, Storage of VOCs	No changing attributes.
ZTK13	STORAGE TANKS/VESSELS	N/A	R5111-1	30 TAC Chapter 115, Storage of VOCs	No changing attributes.
ZTK13	STORAGE TANKS/VESSELS	N/A	61FF	40 CFR Part 61, Subpart FF	No changing attributes.
ZTK13-1	LOADING/UNLOADING OPERATIONS	N/A	R5212-3	30 TAC Chapter 115, Loading and Unloading of VOC	No changing attributes.
ZTK13A	STORAGE TANKS/VESSELS	N/A	R5111-1	30 TAC Chapter 115, Storage of VOCs	No changing attributes.
ZTK13A	STORAGE TANKS/VESSELS	N/A	61FF	40 CFR Part 61, Subpart FF	No changing attributes.
ZTK13B	STORAGE TANKS/VESSELS	N/A	R5111-1	30 TAC Chapter 115, Storage of VOCs	No changing attributes.
ZTK13B	STORAGE TANKS/VESSELS	N/A	61FF	40 CFR Part 61, Subpart FF	No changing attributes.
ZTK13C	STORAGE TANKS/VESSELS	N/A	R5111-1	30 TAC Chapter 115, Storage of VOCs	No changing attributes.
ZTK13C	STORAGE	N/A	61FF	40 CFR Part 61, Subpart FF	No changing attributes.

**Unit Summary**

<b>Unit/Group/ Process ID No.</b>	<b>Unit Type</b>	<b>Group/Inclusive Units</b>	<b>SOP Index No.</b>	<b>Regulation</b>	<b>Requirement Driver</b>
	TANKS/VESSELS				
ZTK20	STORAGE TANKS/VESSELS	N/A	R5111-1	30 TAC Chapter 115, Storage of VOCs	No changing attributes.
ZTK20	STORAGE TANKS/VESSELS	N/A	63G	40 CFR Part 63, Subpart G	No changing attributes.
ZTK25	STORAGE TANKS/VESSELS	N/A	R5111-1	30 TAC Chapter 115, Storage of VOCs	No changing attributes.
ZTK25	STORAGE TANKS/VESSELS	N/A	63G	40 CFR Part 63, Subpart G	No changing attributes.
ZTK27	STORAGE TANKS/VESSELS	N/A	R5111-1	30 TAC Chapter 115, Storage of VOCs	No changing attributes.
ZTK28	STORAGE TANKS/VESSELS	N/A	R5111-1	30 TAC Chapter 115, Storage of VOCs	No changing attributes.

**Applicable Requirements Summary**

Unit Group Process ID No.	Unit Group Process Type	SOP Index No.	Pollutant	State Rule or Federal Regulation Name	Emission Limitation, Standard or Equipment Specification Citation	Textual Description (See Special Term and Condition 1.B.)	Monitoring And Testing Requirements	Recordkeeping Requirements (30 TAC § 122.144)	Reporting Requirements (30 TAC § 122.145)
AD15	EP	R5720	Highly Reactive VOC	30 TAC Chapter 115, HRVOC Vent Gas	§ 115.722(c)(1) § 115.722(c)(3) § 115.722(d) § 115.722(d)(1) § 115.722(d)(2)	HRVOC emissions at each site located in Harris County that is subject to this division or Division 2 of this subchapter must not exceed 1,200 pounds of HRVOC per one-hour block period from any flare, vent, pressure relief valve, cooling tower, or any combination.	§ 115.725(n)	§ 115.726(d)(1) § 115.726(d)(2) § 115.726(d)(3) § 115.726(d)(4) [G]§ 115.726(h) § 115.726(i) § 115.726(j)(1) § 115.726(j)(2)	§ 115.725(n)
AD15	EP	R5121	VOC	30 TAC Chapter 115, Vent Gas Controls	§ 115.122(a)(2) § 115.121(a)(2) § 115.122(a)(2)(A) § 60.18	Any vent gas streams affected by §115.121(a)(2) of this title must be controlled properly with a control efficiency of at least 98% or to a VOC concentration of no more than 20 ppmv (on a dry basis corrected to 3.0% oxygen for combustion devices).	[G]§ 115.125 § 115.126(1) § 115.126(1)(B) § 115.126(2) § 115.126(7)	§ 115.126 § 115.126(1) § 115.126(1)(B) § 115.126(2)	None
AD16	EP	R5720	Highly Reactive VOC	30 TAC Chapter 115, HRVOC Vent Gas	§ 115.722(c)(1) § 115.722(c)(3) § 115.722(d) § 115.722(d)(1) § 115.722(d)(2)	HRVOC emissions at each site located in Harris County that is subject to this division or Division 2 of this subchapter must not exceed 1,200 pounds of HRVOC per one-hour block period from any flare, vent, pressure relief valve, cooling tower, or any combination.	§ 115.725(n)	§ 115.726(d)(1) § 115.726(d)(2) § 115.726(d)(3) § 115.726(d)(4) [G]§ 115.726(h) § 115.726(i) § 115.726(j)(1) § 115.726(j)(2)	§ 115.725(n)
AD16	EP	R5121	VOC	30 TAC Chapter 115, Vent Gas Controls	§ 115.122(a)(2) § 115.121(a)(2) § 115.122(a)(2)(A) § 60.18	Any vent gas streams affected by §115.121(a)(2) of this title must be controlled properly with a control efficiency of at least	[G]§ 115.125 § 115.126(1) § 115.126(1)(B) § 115.126(2) § 115.126(7)	§ 115.126 § 115.126(1) § 115.126(1)(B) § 115.126(2)	None

**Applicable Requirements Summary**

Unit Group Process ID No.	Unit Group Process Type	SOP Index No.	Pollutant	State Rule or Federal Regulation Name	Emission Limitation, Standard or Equipment Specification Citation	Textual Description (See Special Term and Condition 1.B.)	Monitoring And Testing Requirements	Recordkeeping Requirements (30 TAC § 122.144)	Reporting Requirements (30 TAC § 122.145)
						98% or to a VOC concentration of no more than 20 ppmv (on a dry basis corrected to 3.0% oxygen for combustion devices).			
ANALYZ	EP	R5720	Highly Reactive VOC	30 TAC Chapter 115, HRVOC Vent Gas	§ 115.727(c)(2)	A vent gas stream that has the potential to emit HRVOCs, but has a concentration less than 100 ppmv at all times or has a maximum potential flow rate equal to or less than 100 dry standard cubic feet per hour is exempt from this division with the exception of § 115.726(e)(3)(A) of this title. The maximum potential HRVOC emissions for the sum of all vent gas streams claimed under this exemption, must be less for the account specified in § 115.722(a) or (b) of this title than 0.5 tpy.	None	§ 115.726(e)(3)(A) § 115.726(j)(2)	None
ANALYZ	EP	R5127	VOC	30 TAC Chapter 115, Vent Gas Controls	§ 115.127(a)(2)(A) [G]§ 115.122(a)(4) § 115.127(a)(2)	A vent gas stream having a combined weight of volatile organic compounds (VOC) equal to or less than 100 pounds in any continuous 24-hour period is exempt from §115.121(a)(1) of this title.	[G]§ 115.125 § 115.126(2)	§ 115.126 § 115.126(2) § 115.126(4)	None
APISEP	EU	R5142	VOC	30 TAC Chapter 115, Industrial Wastewater	§ 115.147(2) [G]§ 115.142(4) [G]§ 115.148	An owner or operator may exempt from control requirements of §115.142 one or more affected VOC wastewater streams for	§ 115.145 § 115.145(1) § 115.145(10) [G]§ 115.145(2) [G]§ 115.145(3)	§ 115.146(1) § 115.146(3) § 115.146(4)	[G]§ 115.142(4)

**Applicable Requirements Summary**

Unit Group Process ID No.	Unit Group Process Type	SOP Index No.	Pollutant	State Rule or Federal Regulation Name	Emission Limitation, Standard or Equipment Specification Citation	Textual Description (See Special Term and Condition 1.B.)	Monitoring And Testing Requirements	Recordkeeping Requirements (30 TAC § 122.144)	Reporting Requirements (30 TAC § 122.145)
						which the total annual VOC loading is less than or equal to 10 Mg (11.03 tons).	§ 115.145(4) § 115.145(5) § 115.145(6) § 115.145(7) § 115.145(9) [G]§ 115.148		
AR01	EP	R5720	Highly Reactive VOC	30 TAC Chapter 115, HRVOC Vent Gas	§ 115.722(c)(1) § 115.722(c)(3) § 115.722(d) § 115.722(d)(1) § 115.722(d)(2)	HRVOC emissions at each site located in Harris County that is subject to this division or Division 2 of this subchapter must not exceed 1,200 pounds of HRVOC per one-hour block period from any flare, vent, pressure relief valve, cooling tower, or any combination.	§ 115.725(n)	§ 115.726(d)(1) § 115.726(d)(2) § 115.726(d)(3) § 115.726(d)(4) [G]§ 115.726(h) § 115.726(i) § 115.726(j)(1) § 115.726(j)(2)	§ 115.725(n)
AR01	EP	R5121	VOC	30 TAC Chapter 115, Vent Gas Controls	§ 115.122(a)(2) § 115.121(a)(2) § 115.122(a)(2)(A) § 60.18	Any vent gas streams affected by §115.121(a)(2) of this title must be controlled properly with a control efficiency of at least 98% or to a VOC concentration of no more than 20 ppmv (on a dry basis corrected to 3.0% oxygen for combustion devices).	[G]§ 115.125 § 115.126(1) § 115.126(1)(B) § 115.126(2) § 115.126(7)	§ 115.126 § 115.126(1) § 115.126(1)(B) § 115.126(2)	None
AT01	EP	R5720	Highly Reactive VOC	30 TAC Chapter 115, HRVOC Vent Gas	§ 115.722(c)(1) § 115.722(c)(3) § 115.722(d) § 115.722(d)(1) § 115.722(d)(2)	HRVOC emissions at each site located in Harris County that is subject to this division or Division 2 of this subchapter must not exceed 1,200 pounds of HRVOC per one-hour block period from any flare, vent, pressure relief valve, cooling tower, or any	§ 115.725(n)	§ 115.726(d)(1) § 115.726(d)(2) § 115.726(d)(3) § 115.726(d)(4) [G]§ 115.726(h) § 115.726(i) § 115.726(j)(1) § 115.726(j)(2)	§ 115.725(n)

**Applicable Requirements Summary**

Unit Group Process ID No.	Unit Group Process Type	SOP Index No.	Pollutant	State Rule or Federal Regulation Name	Emission Limitation, Standard or Equipment Specification Citation	Textual Description (See Special Term and Condition 1.B.)	Monitoring And Testing Requirements	Recordkeeping Requirements (30 TAC § 122.144)	Reporting Requirements (30 TAC § 122.145)
						combination.			
AT01	EP	R5121	VOC	30 TAC Chapter 115, Vent Gas Controls	§ 115.122(a)(2) § 115.121(a)(2) § 115.122(a)(2)(A) § 60.18	Any vent gas streams affected by §115.121(a)(2) of this title must be controlled properly with a control efficiency of at least 98% or to a VOC concentration of no more than 20 ppmv (on a dry basis corrected to 3.0% oxygen for combustion devices).	[G]§ 115.125 § 115.126(1) § 115.126(1)(B) § 115.126(2) § 115.126(7)	§ 115.126 § 115.126(1) § 115.126(1)(B) § 115.126(2)	None
BASEFUEL VT	EP	R5720	Highly Reactive VOC	30 TAC Chapter 115, HRVOC Vent Gas	§ 115.722(c)(1) § 115.722(c)(3) § 115.725(a)(2)(A) § 115.725(a)(2)(B) § 115.725(a)(2)(C) § 115.725(a)(2)(D) § 115.725(a)(3) [G]§ 115.725(a)(4) § 115.725(a)(7) § 115.725(a)(7)(C) [G]§ 115.725(l) [G]§ 115.726(a)(2)	HRVOC emissions at each site located in Harris County that is subject to this division or Division 2 of this subchapter must not exceed 1,200 pounds of HRVOC per one-hour block period from any flare, vent, pressure relief valve, cooling tower, or any combination.	§ 115.725(a) § 115.725(a)(2)(A) § 115.725(a)(2)(B) § 115.725(a)(2)(C) § 115.725(a)(2)(D) § 115.725(a)(3) § 115.725(a)(3)(A) [G]§ 115.725(a)(4) § 115.725(a)(5) [G]§ 115.725(a)(7)(A) § 115.725(a)(7)(B) § 115.725(a)(7)(C) [G]§ 115.725(l) § 115.725(n)	§ 115.726(b)(1) § 115.726(b)(2) § 115.726(b)(3) [G]§ 115.726(h) § 115.726(i) § 115.726(j)(1) § 115.726(j)(2)	[G]§ 115.725(a)(4) § 115.725(a)(5) [G]§ 115.725(a)(7)(A) § 115.725(a)(7)(B) § 115.725(n)
BDVENT	EU	63YY	112(B) HAPS	40 CFR Part 63, Subpart YY	§ 63.1103(e)-Table 7(i)(1) § 63.1103(e)(3) [G]§ 63.1103(e)(6) [G]§ 63.1103(e)(9)	For a closed vent system containing a bypass line that could divert a vent stream directly to the atmosphere or to a control device not meeting the requirements in this table, comply with the requirements in §63.1103(e)(6) and (e)(9).	§ 63.1103(e)(3) [G]§ 63.1103(e)(6) § 63.1103(e)-Table 7(i)(1) [G]§ 63.7(a)(4) [G]§ 63.7(c) § 63.7(e)(4) [G]§ 63.7(g)(2) [G]§ 63.983(a)(3)	[G]§ 63.10(b)(2)(vi) § 63.1103(e)-Table 7(i)(1) § 63.1109(a) § 63.1109(b) § 63.1109(c) § 63.1109(d) § 63.1109(g) [G]§ 63.998(d)(1)(ii)	§ 63.1103(e)-Table 7(i)(1) [G]§ 63.1110(a) [G]§ 63.1110(b) [G]§ 63.1110(c) [G]§ 63.1110(d) § 63.1110(e) § 63.1110(e)(1) § 63.1110(e)(2) § 63.1110(e)(3) § 63.1110(e)(6)



**Applicable Requirements Summary**

Unit Group Process ID No.	Unit Group Process Type	SOP Index No.	Pollutant	State Rule or Federal Regulation Name	Emission Limitation, Standard or Equipment Specification Citation	Textual Description (See Special Term and Condition 1.B.)	Monitoring And Testing Requirements	Recordkeeping Requirements (30 TAC § 122.144)	Reporting Requirements (30 TAC § 122.145)
									[G]§ 63.1110(f) [G]§ 63.1110(g) [G]§ 63.1110(h) [G]§ 63.999(c)(2)
BLRSTACK	EP	R1111-2	Opacity	30 TAC Chapter 111, Visible Emissions	§ 111.111(a)(1)(B) § 111.111(a)(1)(C) § 111.111(a)(1)(E)	Visible emissions from any stationary vent shall not exceed an opacity of 20% averaged over a six minute period for any source on which construction was begun after January 31, 1972.	§ 111.111(a)(1)(D) [G]§ 111.111(a)(1)(F)	§ 111.111(a)(1)(C) § 111.111(a)(1)(D)	None
BOILERA	EP	R5720	Highly Reactive VOC	30 TAC Chapter 115, HRVOC Vent Gas	§ 115.722(c)(1) § 115.722(c)(3) § 115.725(a)(1)(A) § 115.725(a)(1)(B) § 115.725(a)(1)(C) § 115.725(a)(3) [G]§ 115.725(a)(4) § 115.725(a)(7) § 115.725(a)(7)(C) [G]§ 115.725(l) [G]§ 115.726(a)(2)	HRVOC emissions at each site located in Harris County that is subject to this division or Division 2 of this subchapter must not exceed 1,200 pounds of HRVOC per one-hour block period from any flare, vent, pressure relief valve, cooling tower, or any combination.	§ 115.725(a) § 115.725(a)(1)(A) § 115.725(a)(1)(B) § 115.725(a)(1)(C) § 115.725(a)(3) § 115.725(a)(3)(A) [G]§ 115.725(a)(4) § 115.725(a)(5) [G]§ 115.725(a)(6) [G]§ 115.725(a)(7)(A) § 115.725(a)(7)(B) § 115.725(a)(7)(C) [G]§ 115.725(l) § 115.725(n)	§ 115.726(b)(1) § 115.726(b)(2) § 115.726(b)(3) [G]§ 115.726(h) § 115.726(i) § 115.726(j)(1) § 115.726(j)(2)	[G]§ 115.725(a)(4) § 115.725(a)(5) [G]§ 115.725(a)(7)(A) § 115.725(a)(7)(B) § 115.725(n) [G]§ 115.726(a)(2)
BOILERA	EU	R7300	CO	30 TAC Chapter 117, Subchapter B	§ 117.310(c)(1) § 117.310(c)(1)(A) § 117.310(c)(3) § 117.340(f)(1)	CO emissions must not exceed 400 ppmv at 3.0% O <sub>2</sub> , dry basis.	[G]§ 117.335(a)(1) § 117.335(a)(4) § 117.335(b) § 117.335(c) § 117.335(d) § 117.335(f) § 117.335(f)(3) § 117.335(g) § 117.340(a) § 117.340(b)(1) § 117.340(b)(3)	§ 117.345(a) § 117.345(f) § 117.345(f)(1) [G]§ 117.345(f)(2) § 117.345(f)(7) § 117.345(f)(8) § 117.345(f)(9) § 117.8100(a)(5)(C)	§ 117.335(b) § 117.335(g) [G]§ 117.345(b) [G]§ 117.345(c) § 117.345(d) § 117.345(d)(2) § 117.345(d)(3) § 117.345(d)(4) § 117.345(d)(5) § 117.8010 [G]§ 117.8010(1)

**Applicable Requirements Summary**

Unit Group Process ID No.	Unit Group Process Type	SOP Index No.	Pollutant	State Rule or Federal Regulation Name	Emission Limitation, Standard or Equipment Specification Citation	Textual Description (See Special Term and Condition 1.B.)	Monitoring And Testing Requirements	Recordkeeping Requirements (30 TAC § 122.144)	Reporting Requirements (30 TAC § 122.145)
							§ 117.340(e) [G]§ 117.340(f)(2) § 117.8100(a) § 117.8100(a)(1) § 117.8100(a)(1)(A) § 117.8100(a)(1)(B) § 117.8100(a)(1)(B)(ii) ) § 117.8100(a)(1)(B)(iii) ) § 117.8100(a)(1)(C) § 117.8100(a)(2) [G]§ 117.8100(a)(3) § 117.8100(a)(4) § 117.8100(a)(5) § 117.8100(a)(5)(A) § 117.8100(a)(5)(B) [G]§ 117.8100(a)(5)(D) [G]§ 117.8100(a)(5)(E) § 117.8100(a)(6) § 117.8120 § 117.8120(1) § 117.8120(1)(A)		§ 117.8010(2) § 117.8010(2)(A) § 117.8010(2)(B) [G]§ 117.8010(3) § 117.8010(4) [G]§ 117.8010(5) § 117.8010(6) [G]§ 117.8010(7) [G]§ 117.8010(8) § 117.8100(c)
BOILERA	EU	R7300	NO <sub>x</sub>	30 TAC Chapter 117, Subchapter B	§ 117.310(d)(3) § 117.310(a) § 117.310(a)(1)(A) § 117.310(b) [G]§ 117.310(e)(1) § 117.310(e)(2) [G]§ 117.310(e)(3) § 117.310(e)(4) § 117.340(f)(1) § 117.340(l)(2) § 117.340(p)(1) § 117.340(p)(3)	An owner or operator may not use the alternative methods specified in §§ 117.315, 117.323 and 117.9800 to comply with the NO <sub>x</sub> emission specifications but shall use the mass emissions cap and trade program in Chapter 101, Subchapter H, Division 3, except that electric generating facilities must	[G]§ 117.335(a)(1) § 117.335(a)(4) § 117.335(b) § 117.335(c) § 117.335(d) § 117.335(g) § 117.340(a) § 117.340(b)(1) § 117.340(b)(3) § 117.340(c)(1) [G]§ 117.340(c)(3) [G]§ 117.340(f)(2)	§ 117.345(a) § 117.345(f) § 117.345(f)(1) [G]§ 117.345(f)(2) § 117.345(f)(8) § 117.345(f)(9) § 117.8100(a)(5)(C)	§ 117.335(b) § 117.335(g) [G]§ 117.345(b) [G]§ 117.345(c) § 117.345(d) § 117.345(d)(3) § 117.8010 [G]§ 117.8010(1) § 117.8010(2) § 117.8010(2)(A) § 117.8010(2)(B) § 117.8010(2)(C)

**Applicable Requirements Summary**

Unit Group Process ID No.	Unit Group Process Type	SOP Index No.	Pollutant	State Rule or Federal Regulation Name	Emission Limitation, Standard or Equipment Specification Citation	Textual Description (See Special Term and Condition 1.B.)	Monitoring And Testing Requirements	Recordkeeping Requirements (30 TAC § 122.144)	Reporting Requirements (30 TAC § 122.145)
						also comply with the daily and 30-day system cap emission limitations of § 117.320. An owner or operator may use the alternative methods specified in § 117.9800 to comply with § 117.320.	§ 117.340(l)(2) § 117.340(o)(1) § 117.340(p)(1) § 117.8100(a) § 117.8100(a)(1) § 117.8100(a)(1)(A) § 117.8100(a)(1)(B) § 117.8100(a)(1)(B)(i) § 117.8100(a)(1)(B)(ii) § 117.8100(a)(1)(C) § 117.8100(a)(2) [G]§ 117.8100(a)(3) § 117.8100(a)(4) § 117.8100(a)(5) § 117.8100(a)(5)(A) § 117.8100(a)(5)(B) [G]§ 117.8100(a)(5)(D) [G]§ 117.8100(a)(5)(E) § 117.8100(a)(6)		§ 117.8010(2)(D) [G]§ 117.8010(3) § 117.8010(4) [G]§ 117.8010(5) § 117.8010(6) [G]§ 117.8010(7) [G]§ 117.8010(8) § 117.8100(c)
BOILERA	EU	60D-1A	NO <sub>x</sub>	40 CFR Part 60, Subpart D	§ 60.44(a)(1)	On/after the §60.8 test, no affected facility shall emit gases containing NO <sub>x</sub> , expressed as NO <sub>2</sub> in excess of 86 ng/J heat input (0.20 lb/MMBtu) derived from gaseous fossil fuel.	§ 60.45(b)(3) § 60.45(b)(4) § 60.46(a) § 60.46(b)(1) [G]§ 60.46(b)(5) [G]§ 60.46(d)(1) § 60.46(d)(5) § 60.46(d)(6) § 60.46(d)(7) ** See Periodic Monitoring Summary	None	None
BOILERA	EU	60D-1A	PM (Opacity)	40 CFR Part 60, Subpart D	§ 60.42(a)(2)	On/after the §60.8 test, no affected facility shall emit	§ 60.45(b)(1) § 60.45(b)(7)	§ 60.45(h) [G]§ 60.45(h)(1)	§ 60.45(h)(3)

**Applicable Requirements Summary**

Unit Group Process ID No.	Unit Group Process Type	SOP Index No.	Pollutant	State Rule or Federal Regulation Name	Emission Limitation, Standard or Equipment Specification Citation	Textual Description (See Special Term and Condition 1.B.)	Monitoring And Testing Requirements	Recordkeeping Requirements (30 TAC § 122.144)	Reporting Requirements (30 TAC § 122.145)
						gases exhibiting greater than 20% opacity except for one six minute period per hour of not more than 27% opacity.	[G]§ 60.45(b)(7)(i) [G]§ 60.45(b)(7)(ii) § 60.45(b)(7)(iii) § 60.45(h) [G]§ 60.45(h)(1) [G]§ 60.45(h)(2) § 60.45(h)(3) § 60.46(a) § 60.46(b)(3)	[G]§ 60.45(h)(2) § 60.45(h)(3)	
BOILERA	EU	60D-1B	NO <sub>x</sub>	40 CFR Part 60, Subpart D	§ 60.44(a)(1)	On/after the §60.8 test, no affected facility shall emit gases containing NO <sub>x</sub> , expressed as NO <sub>2</sub> in excess of 86 ng/J heat input (0.20 lb/MMBtu) derived from gaseous fossil fuel.	§ 60.45(b)(3) § 60.45(b)(4) § 60.46(a) § 60.46(b)(1) [G]§ 60.46(b)(5) [G]§ 60.46(d)(1) § 60.46(d)(5) § 60.46(d)(6) § 60.46(d)(7) ** See Periodic Monitoring Summary	None	None
BOILERA	EU	60D-1B	PM (Opacity)	40 CFR Part 60, Subpart D	§ 60.42(a)(2)	On/after the §60.8 test, no affected facility shall emit gases exhibiting greater than 20% opacity except for one six minute period per hour of not more than 27% opacity.	§ 60.45(b)(1) § 60.45(b)(7) [G]§ 60.45(b)(7)(i) [G]§ 60.45(b)(7)(ii) § 60.45(b)(7)(iii) § 60.45(h) [G]§ 60.45(h)(1) [G]§ 60.45(h)(2) § 60.45(h)(3) § 60.46(a) § 60.46(b)(3)	§ 60.45(h) [G]§ 60.45(h)(1) [G]§ 60.45(h)(2) § 60.45(h)(3)	§ 60.45(h)(3)
BOILERA	EU	63DDDD D-1	112(B) HAPS	40 CFR Part 63, Subpart DDDDD	§ 63.7500(a)(1)-Table 3.3 § 63.7500(a)(1) § 63.7500(a)(3) § 63.7505(a) § 63.7540(a)	A new or existing boiler or process heater without a continuous oxygen trim system and with heat input capacity of 10 million Btu per hour or greater must	§ 63.7515(d) [G]§ 63.7521(f) [G]§ 63.7521(g) § 63.7521(h) § 63.7521(i) § 63.7530(g)	§ 63.7555(a) § 63.7555(a)(1) § 63.7555(a)(2) § 63.7555(g) § 63.7555(h) § 63.7560(a)	[G]§ 63.7521(g) § 63.7530(e) § 63.7530(f) § 63.7545(a) § 63.7545(b) § 63.7545(c)

**Applicable Requirements Summary**

Unit Group Process ID No.	Unit Group Process Type	SOP Index No.	Pollutant	State Rule or Federal Regulation Name	Emission Limitation, Standard or Equipment Specification Citation	Textual Description (See Special Term and Condition 1.B.)	Monitoring And Testing Requirements	Recordkeeping Requirements (30 TAC § 122.144)	Reporting Requirements (30 TAC § 122.145)
					§ 63.7540(a)(1) [G]§ 63.7540(a)(10) § 63.7540(a)(13)	conduct a tune-up of the boiler or process heater annually as specified in § 63.7540. Units in either the Gas 1 or Metal Process Furnace subcategories will conduct this tune-up as a work practice for all regulated emissions.	§ 63.7540(a) [G]§ 63.7540(a)(10) [G]§ 63.7540(c)	§ 63.7560(b) § 63.7560(c)	[G]§ 63.7545(e) [G]§ 63.7545(f) § 63.7550(a) [G]§ 63.7550(b) [G]§ 63.7550(c) [G]§ 63.7550(h)
BOILERB	EP	R5720	Highly Reactive VOC	30 TAC Chapter 115, HRVOC Vent Gas	§ 115.722(c)(1) § 115.722(c)(3) § 115.725(a)(1)(A) § 115.725(a)(1)(B) § 115.725(a)(1)(C) § 115.725(a)(3) [G]§ 115.725(a)(4) § 115.725(a)(7) § 115.725(a)(7)(C) [G]§ 115.725(l) [G]§ 115.726(a)(2)	HRVOC emissions at each site located in Harris County that is subject to this division or Division 2 of this subchapter must not exceed 1,200 pounds of HRVOC per one-hour block period from any flare, vent, pressure relief valve, cooling tower, or any combination.	§ 115.725(a) § 115.725(a)(1)(A) § 115.725(a)(1)(B) § 115.725(a)(1)(C) § 115.725(a)(3) § 115.725(a)(3)(A) [G]§ 115.725(a)(4) § 115.725(a)(5) [G]§ 115.725(a)(6) [G]§ 115.725(a)(7)(A) § 115.725(a)(7)(B) § 115.725(a)(7)(C) [G]§ 115.725(l) § 115.725(n)	§ 115.726(b)(1) § 115.726(b)(2) § 115.726(b)(3) [G]§ 115.726(h) § 115.726(i) § 115.726(j)(1) § 115.726(j)(2)	[G]§ 115.725(a)(4) § 115.725(a)(5) [G]§ 115.725(a)(7)(A) § 115.725(a)(7)(B) § 115.725(n) [G]§ 115.726(a)(2)
BOILERB	EU	R7300	CO	30 TAC Chapter 117, Subchapter B	§ 117.310(c)(1) § 117.310(c)(1)(A) § 117.310(c)(3) § 117.340(f)(1)	CO emissions must not exceed 400 ppmv at 3.0% O 2, dry basis.	[G]§ 117.335(a)(1) § 117.335(a)(4) § 117.335(b) § 117.335(c) § 117.335(d) § 117.335(f) § 117.335(f)(3) § 117.335(g) § 117.340(a) § 117.340(b)(1) § 117.340(b)(3) § 117.340(e) [G]§ 117.340(f)(2) § 117.8100(a)	§ 117.345(a) § 117.345(f) § 117.345(f)(1) [G]§ 117.345(f)(2) § 117.345(f)(7) § 117.345(f)(8) § 117.345(f)(9) § 117.8100(a)(5)(C)	§ 117.335(b) § 117.335(g) [G]§ 117.345(b) [G]§ 117.345(c) § 117.345(d) § 117.345(d)(2) § 117.345(d)(3) § 117.345(d)(4) § 117.345(d)(5) § 117.8010 [G]§ 117.8010(1) § 117.8010(2) § 117.8010(2)(A) § 117.8010(2)(B)

**Applicable Requirements Summary**

Unit Group Process ID No.	Unit Group Process Type	SOP Index No.	Pollutant	State Rule or Federal Regulation Name	Emission Limitation, Standard or Equipment Specification Citation	Textual Description (See Special Term and Condition 1.B.)	Monitoring And Testing Requirements	Recordkeeping Requirements (30 TAC § 122.144)	Reporting Requirements (30 TAC § 122.145)
							§ 117.8100(a)(1) § 117.8100(a)(1)(A) § 117.8100(a)(1)(B) § 117.8100(a)(1)(B)(ii) § 117.8100(a)(1)(B)(iii) § 117.8100(a)(1)(C) § 117.8100(a)(2) [G]§ 117.8100(a)(3) § 117.8100(a)(4) § 117.8100(a)(5) § 117.8100(a)(5)(A) § 117.8100(a)(5)(B) [G]§ 117.8100(a)(5)(D) [G]§ 117.8100(a)(5)(E) § 117.8100(a)(6) § 117.8120 § 117.8120(1) § 117.8120(1)(A)		[G]§ 117.8010(3) § 117.8010(4) [G]§ 117.8010(5) § 117.8010(6) [G]§ 117.8010(7) [G]§ 117.8010(8) § 117.8100(c)
BOILERB	EU	R7300	NO <sub>x</sub>	30 TAC Chapter 117, Subchapter B	§ 117.310(d)(3) § 117.310(a) § 117.310(a)(1)(A) § 117.310(b) [G]§ 117.310(e)(1) § 117.310(e)(2) [G]§ 117.310(e)(3) § 117.310(e)(4) § 117.340(f)(1) § 117.340(l)(2) § 117.340(p)(1) § 117.340(p)(3)	An owner or operator may not use the alternative methods specified in §§ 117.315, 117.323 and 117.9800 to comply with the NO <sub>x</sub> emission specifications but shall use the mass emissions cap and trade program in Chapter 101, Subchapter H, Division 3, except that electric generating facilities must also comply with the daily and 30-day system cap emission limitations of	[G]§ 117.335(a)(1) § 117.335(a)(4) § 117.335(b) § 117.335(c) § 117.335(d) § 117.335(g) § 117.340(a) § 117.340(b)(1) § 117.340(b)(3) § 117.340(c)(1) [G]§ 117.340(c)(3) [G]§ 117.340(f)(2) § 117.340(l)(2) § 117.340(o)(1) § 117.340(p)(1)	§ 117.345(a) § 117.345(f) § 117.345(f)(1) [G]§ 117.345(f)(2) § 117.345(f)(8) § 117.345(f)(9) § 117.8100(a)(5)(C)	§ 117.335(b) § 117.335(g) [G]§ 117.345(b) [G]§ 117.345(c) § 117.345(d) § 117.345(d)(3) § 117.8010 [G]§ 117.8010(1) § 117.8010(2) § 117.8010(2)(A) § 117.8010(2)(B) § 117.8010(2)(C) § 117.8010(2)(D) [G]§ 117.8010(3) § 117.8010(4)

**Applicable Requirements Summary**

Unit Group Process ID No.	Unit Group Process Type	SOP Index No.	Pollutant	State Rule or Federal Regulation Name	Emission Limitation, Standard or Equipment Specification Citation	Textual Description (See Special Term and Condition 1.B.)	Monitoring And Testing Requirements	Recordkeeping Requirements (30 TAC § 122.144)	Reporting Requirements (30 TAC § 122.145)
						§ 117.320. An owner or operator may use the alternative methods specified in § 117.9800 to comply with § 117.320.	§ 117.8100(a) § 117.8100(a)(1) § 117.8100(a)(1)(A) § 117.8100(a)(1)(B) § 117.8100(a)(1)(B)(i) § 117.8100(a)(1)(B)(ii) ) § 117.8100(a)(1)(C) § 117.8100(a)(2) [G]§ 117.8100(a)(3) § 117.8100(a)(4) § 117.8100(a)(5) § 117.8100(a)(5)(A) § 117.8100(a)(5)(B) [G]§ 117.8100(a)(5)(D) [G]§ 117.8100(a)(5)(E) § 117.8100(a)(6)		[G]§ 117.8010(5) § 117.8010(6) [G]§ 117.8010(7) [G]§ 117.8010(8) § 117.8100(c)
BOILERB	EU	60D-1A	NO <sub>x</sub>	40 CFR Part 60, Subpart D	§ 60.44(a)(1)	On/after the §60.8 test, no affected facility shall emit gases containing NO <sub>x</sub> , expressed as NO <sub>2</sub> in excess of 86 ng/J heat input (0.20 lb/MMBtu) derived from gaseous fossil fuel.	§ 60.45(b)(3) § 60.45(b)(4) § 60.46(a) § 60.46(b)(1) [G]§ 60.46(b)(5) [G]§ 60.46(d)(1) § 60.46(d)(5) § 60.46(d)(6) § 60.46(d)(7) ** See Periodic Monitoring Summary	None	None
BOILERB	EU	60D-1A	PM (Opacity)	40 CFR Part 60, Subpart D	§ 60.42(a)(2)	On/after the §60.8 test, no affected facility shall emit gases exhibiting greater than 20% opacity except for one six minute period per	§ 60.45(b)(1) § 60.45(b)(7) [G]§ 60.45(b)(7)(i) [G]§ 60.45(b)(7)(ii) § 60.45(b)(7)(iii)	§ 60.45(h) [G]§ 60.45(h)(1) [G]§ 60.45(h)(2) § 60.45(h)(3)	§ 60.45(h)(3)

**Applicable Requirements Summary**

Unit Group Process ID No.	Unit Group Process Type	SOP Index No.	Pollutant	State Rule or Federal Regulation Name	Emission Limitation, Standard or Equipment Specification Citation	Textual Description (See Special Term and Condition 1.B.)	Monitoring And Testing Requirements	Recordkeeping Requirements (30 TAC § 122.144)	Reporting Requirements (30 TAC § 122.145)
						hour of not more than 27% opacity.	§ 60.45(h) [G]§ 60.45(h)(1) [G]§ 60.45(h)(2) § 60.45(h)(3) § 60.46(a) § 60.46(b)(3)		
BOILERB	EU	60D-1B	NO <sub>x</sub>	40 CFR Part 60, Subpart D	§ 60.44(a)(1)	On/after the §60.8 test, no affected facility shall emit gases containing NO <sub>x</sub> , expressed as NO <sub>2</sub> in excess of 86 ng/J heat input (0.20 lb/MMBtu) derived from gaseous fossil fuel.	§ 60.45(b)(3) § 60.45(b)(4) § 60.46(a) § 60.46(b)(1) [G]§ 60.46(b)(5) [G]§ 60.46(d)(1) § 60.46(d)(5) § 60.46(d)(6) § 60.46(d)(7) ** See Periodic Monitoring Summary	None	None
BOILERB	EU	60D-1B	PM (Opacity)	40 CFR Part 60, Subpart D	§ 60.42(a)(2)	On/after the §60.8 test, no affected facility shall emit gases exhibiting greater than 20% opacity except for one six minute period per hour of not more than 27% opacity.	§ 60.45(b)(1) § 60.45(b)(7) [G]§ 60.45(b)(7)(i) [G]§ 60.45(b)(7)(ii) § 60.45(b)(7)(iii) § 60.45(h) [G]§ 60.45(h)(1) [G]§ 60.45(h)(2) § 60.45(h)(3) § 60.46(a) § 60.46(b)(3)	§ 60.45(h) [G]§ 60.45(h)(1) [G]§ 60.45(h)(2) § 60.45(h)(3)	§ 60.45(h)(3)
BOILERB	EU	63DDDD D-1	112(B) HAPS	40 CFR Part 63, Subpart DDDDD	§ 63.7500(a)(1)-Table 3.3 § 63.7500(a)(1) § 63.7500(a)(3) § 63.7505(a) § 63.7540(a) § 63.7540(a)(1) [G]§ 63.7540(a)(10) § 63.7540(a)(13)	A new or existing boiler or process heater without a continuous oxygen trim system and with heat input capacity of 10 million Btu per hour or greater must conduct a tune-up of the boiler or process heater annually as specified in §	§ 63.7515(d) [G]§ 63.7521(f) [G]§ 63.7521(g) § 63.7521(h) § 63.7521(i) § 63.7530(g) § 63.7540(a) [G]§ 63.7540(a)(10) [G]§ 63.7540(c)	§ 63.7555(a) § 63.7555(a)(1) § 63.7555(a)(2) § 63.7555(g) § 63.7555(h) § 63.7560(a) § 63.7560(b) § 63.7560(c)	[G]§ 63.7521(g) § 63.7530(e) § 63.7530(f) § 63.7545(a) § 63.7545(b) § 63.7545(c) [G]§ 63.7545(e) [G]§ 63.7545(f) § 63.7550(a)



**Applicable Requirements Summary**

Unit Group Process ID No.	Unit Group Process Type	SOP Index No.	Pollutant	State Rule or Federal Regulation Name	Emission Limitation, Standard or Equipment Specification Citation	Textual Description (See Special Term and Condition 1.B.)	Monitoring And Testing Requirements	Recordkeeping Requirements (30 TAC § 122.144)	Reporting Requirements (30 TAC § 122.145)
						63.7540. Units in either the Gas 1 or Metal Process Furnace subcategories will conduct this tune-up as a work practice for all regulated emissions.			[G]§ 63.7550(b) [G]§ 63.7550(c) [G]§ 63.7550(h)
BOILERC	EP	R5720	Highly Reactive VOC	30 TAC Chapter 115, HRVOC Vent Gas	§ 115.722(c)(1) § 115.722(c)(3) § 115.725(a)(1)(A) § 115.725(a)(1)(B) § 115.725(a)(1)(C) § 115.725(a)(3) [G]§ 115.725(a)(4) § 115.725(a)(7) § 115.725(a)(7)(C) [G]§ 115.725(l) [G]§ 115.726(a)(2)	HRVOC emissions at each site located in Harris County that is subject to this division or Division 2 of this subchapter must not exceed 1,200 pounds of HRVOC per one-hour block period from any flare, vent, pressure relief valve, cooling tower, or any combination.	§ 115.725(a) § 115.725(a)(1)(A) § 115.725(a)(1)(B) § 115.725(a)(1)(C) § 115.725(a)(3) § 115.725(a)(3)(A) [G]§ 115.725(a)(4) § 115.725(a)(5) [G]§ 115.725(a)(6) [G]§ 115.725(a)(7)(A) § 115.725(a)(7)(B) § 115.725(a)(7)(C) [G]§ 115.725(l) § 115.725(n)	§ 115.726(b)(1) § 115.726(b)(2) § 115.726(b)(3) [G]§ 115.726(h) § 115.726(i) § 115.726(j)(1) § 115.726(j)(2)	[G]§ 115.725(a)(4) § 115.725(a)(5) [G]§ 115.725(a)(7)(A) § 115.725(a)(7)(B) § 115.725(n) [G]§ 115.726(a)(2)
BOILERC	EU	R7300	CO	30 TAC Chapter 117, Subchapter B	§ 117.310(c)(1) § 117.310(c)(1)(A) § 117.310(c)(3) § 117.340(f)(1)	CO emissions must not exceed 400 ppmv at 3.0% O <sub>2</sub> , dry basis.	[G]§ 117.335(a)(1) § 117.335(a)(4) § 117.335(b) § 117.335(c) § 117.335(d) § 117.335(f) § 117.335(f)(3) § 117.335(g) § 117.340(a) § 117.340(b)(1) § 117.340(b)(3) § 117.340(e) [G]§ 117.340(f)(2) § 117.8100(a) § 117.8100(a)(1) § 117.8100(a)(1)(A) § 117.8100(a)(1)(B)	§ 117.345(a) § 117.345(f) § 117.345(f)(1) [G]§ 117.345(f)(2) § 117.345(f)(7) § 117.345(f)(8) § 117.345(f)(9) § 117.8100(a)(5)(C)	§ 117.335(b) § 117.335(g) [G]§ 117.345(b) [G]§ 117.345(c) § 117.345(d) § 117.345(d)(2) § 117.345(d)(3) § 117.345(d)(4) § 117.345(d)(5) § 117.8010 [G]§ 117.8010(1) § 117.8010(2) § 117.8010(2)(A) § 117.8010(2)(B) [G]§ 117.8010(3) § 117.8010(4) [G]§ 117.8010(5)

**Applicable Requirements Summary**

Unit Group Process ID No.	Unit Group Process Type	SOP Index No.	Pollutant	State Rule or Federal Regulation Name	Emission Limitation, Standard or Equipment Specification Citation	Textual Description (See Special Term and Condition 1.B.)	Monitoring And Testing Requirements	Recordkeeping Requirements (30 TAC § 122.144)	Reporting Requirements (30 TAC § 122.145)
							§ 117.8100(a)(1)(B)(ii) ) § 117.8100(a)(1)(B)(iii) ) § 117.8100(a)(1)(C) § 117.8100(a)(2) [G]§ 117.8100(a)(3) § 117.8100(a)(4) § 117.8100(a)(5) § 117.8100(a)(5)(A) § 117.8100(a)(5)(B) [G]§ 117.8100(a)(5)(D) [G]§ 117.8100(a)(5)(E) § 117.8100(a)(6) § 117.8120 § 117.8120(1) § 117.8120(1)(A)		§ 117.8010(6) [G]§ 117.8010(7) [G]§ 117.8010(8) § 117.8100(c)
BOILERC	EU	R7300	NO <sub>x</sub>	30 TAC Chapter 117, Subchapter B	§ 117.310(d)(3) § 117.310(a) § 117.310(a)(1)(A) § 117.310(b) [G]§ 117.310(e)(1) § 117.310(e)(2) [G]§ 117.310(e)(3) § 117.310(e)(4) § 117.340(f)(1) § 117.340(l)(2) § 117.340(p)(1) § 117.340(p)(3)	An owner or operator may not use the alternative methods specified in §§ 117.315, 117.323 and 117.9800 to comply with the NO <sub>x</sub> emission specifications but shall use the mass emissions cap and trade program in Chapter 101, Subchapter H, Division 3, except that electric generating facilities must also comply with the daily and 30-day system cap emission limitations of § 117.320. An owner or operator may use the alternative methods	[G]§ 117.335(a)(1) § 117.335(a)(4) § 117.335(b) § 117.335(c) § 117.335(d) § 117.335(g) § 117.340(a) § 117.340(b)(1) § 117.340(b)(3) § 117.340(c)(1) [G]§ 117.340(c)(3) [G]§ 117.340(f)(2) § 117.340(l)(2) § 117.340(o)(1) § 117.340(p)(1) § 117.8100(a) § 117.8100(a)(1) § 117.8100(a)(1)(A)	§ 117.345(a) § 117.345(f) § 117.345(f)(1) [G]§ 117.345(f)(2) § 117.345(f)(8) § 117.345(f)(9) § 117.8100(a)(5)(C)	§ 117.335(b) § 117.335(g) [G]§ 117.345(b) [G]§ 117.345(c) § 117.345(d) § 117.345(d)(3) § 117.8010 [G]§ 117.8010(1) § 117.8010(2) § 117.8010(2)(A) § 117.8010(2)(B) § 117.8010(2)(C) § 117.8010(2)(D) [G]§ 117.8010(3) § 117.8010(4) [G]§ 117.8010(5) § 117.8010(6) [G]§ 117.8010(7)

**Applicable Requirements Summary**

Unit Group Process ID No.	Unit Group Process Type	SOP Index No.	Pollutant	State Rule or Federal Regulation Name	Emission Limitation, Standard or Equipment Specification Citation	Textual Description (See Special Term and Condition 1.B.)	Monitoring And Testing Requirements	Recordkeeping Requirements (30 TAC § 122.144)	Reporting Requirements (30 TAC § 122.145)
						specified in § 117.9800 to comply with § 117.320.	§ 117.8100(a)(1)(B) § 117.8100(a)(1)(B)(i) § 117.8100(a)(1)(B)(ii) ) § 117.8100(a)(1)(C) § 117.8100(a)(2) [G]§ 117.8100(a)(3) § 117.8100(a)(4) § 117.8100(a)(5) § 117.8100(a)(5)(A) § 117.8100(a)(5)(B) [G]§ 117.8100(a)(5)(D) [G]§ 117.8100(a)(5)(E) § 117.8100(a)(6)		[G]§ 117.8010(8) § 117.8100(c)
BOILERC	EU	60D-1A	NO <sub>x</sub>	40 CFR Part 60, Subpart D	§ 60.44(a)(1)	On/after the §60.8 test, no affected facility shall emit gases containing NO <sub>x</sub> , expressed as NO <sub>2</sub> in excess of 86 ng/J heat input (0.20 lb/MMBtu) derived from gaseous fossil fuel.	§ 60.45(b)(3) § 60.45(b)(4) § 60.46(a) § 60.46(b)(1) [G]§ 60.46(b)(5) [G]§ 60.46(d)(1) § 60.46(d)(5) § 60.46(d)(6) § 60.46(d)(7) ** See Periodic Monitoring Summary	None	None
BOILERC	EU	60D-1A	PM (Opacity)	40 CFR Part 60, Subpart D	§ 60.42(a)(2)	On/after the §60.8 test, no affected facility shall emit gases exhibiting greater than 20% opacity except for one six minute period per hour of not more than 27% opacity.	§ 60.45(b)(1) § 60.45(b)(7) [G]§ 60.45(b)(7)(i) [G]§ 60.45(b)(7)(ii) § 60.45(b)(7)(iii) § 60.45(h) [G]§ 60.45(h)(1) [G]§ 60.45(h)(2)	§ 60.45(h) [G]§ 60.45(h)(1) [G]§ 60.45(h)(2) § 60.45(h)(3)	§ 60.45(h)(3)

**Applicable Requirements Summary**

Unit Group Process ID No.	Unit Group Process Type	SOP Index No.	Pollutant	State Rule or Federal Regulation Name	Emission Limitation, Standard or Equipment Specification Citation	Textual Description (See Special Term and Condition 1.B.)	Monitoring And Testing Requirements	Recordkeeping Requirements (30 TAC § 122.144)	Reporting Requirements (30 TAC § 122.145)
							§ 60.45(h)(3) § 60.46(a) § 60.46(b)(3)		
BOILERC	EU	60D-1B	NO <sub>x</sub>	40 CFR Part 60, Subpart D	§ 60.44(a)(1)	On/after the §60.8 test, no affected facility shall emit gases containing NO <sub>x</sub> , expressed as NO <sub>2</sub> in excess of 86 ng/J heat input (0.20 lb/MMBtu) derived from gaseous fossil fuel.	§ 60.45(b)(3) § 60.45(b)(4) § 60.46(a) § 60.46(b)(1) [G]§ 60.46(b)(5) [G]§ 60.46(d)(1) § 60.46(d)(5) § 60.46(d)(6) § 60.46(d)(7) ** See Periodic Monitoring Summary	None	None
BOILERC	EU	60D-1B	PM (Opacity)	40 CFR Part 60, Subpart D	§ 60.42(a)(2)	On/after the §60.8 test, no affected facility shall emit gases exhibiting greater than 20% opacity except for one six minute period per hour of not more than 27% opacity.	§ 60.45(b)(1) § 60.45(b)(7) [G]§ 60.45(b)(7)(i) [G]§ 60.45(b)(7)(ii) § 60.45(b)(7)(iii) § 60.45(h) [G]§ 60.45(h)(1) [G]§ 60.45(h)(2) § 60.45(h)(3) § 60.46(a) § 60.46(b)(3)	§ 60.45(h) [G]§ 60.45(h)(1) [G]§ 60.45(h)(2) § 60.45(h)(3)	§ 60.45(h)(3)
BOILERC	EU	63DDDD D-1	112(B) HAPS	40 CFR Part 63, Subpart DDDDD	§ 63.7500(a)(1)-Table 3.3 § 63.7500(a)(1) § 63.7500(a)(3) § 63.7505(a) § 63.7540(a) § 63.7540(a)(1) [G]§ 63.7540(a)(10) § 63.7540(a)(13)	A new or existing boiler or process heater without a continuous oxygen trim system and with heat input capacity of 10 million Btu per hour or greater must conduct a tune-up of the boiler or process heater annually as specified in § 63.7540. Units in either the Gas 1 or Metal Process Furnace subcategories will	§ 63.7515(d) [G]§ 63.7521(f) [G]§ 63.7521(g) § 63.7521(h) § 63.7521(i) § 63.7530(g) § 63.7540(a) [G]§ 63.7540(a)(10) [G]§ 63.7540(c)	§ 63.7555(a) § 63.7555(a)(1) § 63.7555(a)(2) § 63.7555(g) § 63.7555(h) § 63.7560(a) § 63.7560(b) § 63.7560(c)	[G]§ 63.7521(g) § 63.7530(e) § 63.7530(f) § 63.7545(a) § 63.7545(b) § 63.7545(c) [G]§ 63.7545(e) [G]§ 63.7545(f) § 63.7550(a) [G]§ 63.7550(b) [G]§ 63.7550(c) [G]§ 63.7550(h)

**Applicable Requirements Summary**

Unit Group Process ID No.	Unit Group Process Type	SOP Index No.	Pollutant	State Rule or Federal Regulation Name	Emission Limitation, Standard or Equipment Specification Citation	Textual Description (See Special Term and Condition 1.B.)	Monitoring And Testing Requirements	Recordkeeping Requirements (30 TAC § 122.144)	Reporting Requirements (30 TAC § 122.145)
						conduct this tune-up as a work practice for all regulated emissions.			
BOILERD	EP	R5720	Highly Reactive VOC	30 TAC Chapter 115, HRVOC Vent Gas	§ 115.722(c)(1) § 115.722(c)(3) § 115.725(a)(1)(A) § 115.725(a)(1)(B) § 115.725(a)(1)(C) § 115.725(a)(3) [G]§ 115.725(a)(4) § 115.725(a)(7) § 115.725(a)(7)(C) [G]§ 115.725(l) [G]§ 115.726(a)(2)	HRVOC emissions at each site located in Harris County that is subject to this division or Division 2 of this subchapter must not exceed 1,200 pounds of HRVOC per one-hour block period from any flare, vent, pressure relief valve, cooling tower, or any combination.	§ 115.725(a) § 115.725(a)(1)(A) § 115.725(a)(1)(B) § 115.725(a)(1)(C) § 115.725(a)(3) § 115.725(a)(3)(A) [G]§ 115.725(a)(4) § 115.725(a)(5) [G]§ 115.725(a)(6) [G]§ 115.725(a)(7)(A) § 115.725(a)(7)(B) § 115.725(a)(7)(C) [G]§ 115.725(l) § 115.725(n)	§ 115.726(b)(1) § 115.726(b)(2) § 115.726(b)(3) [G]§ 115.726(h) § 115.726(i) § 115.726(j)(1) § 115.726(j)(2)	[G]§ 115.725(a)(4) § 115.725(a)(5) [G]§ 115.725(a)(7)(A) § 115.725(a)(7)(B) § 115.725(n) [G]§ 115.726(a)(2)
BOILERD	EU	R7300	CO	30 TAC Chapter 117, Subchapter B	§ 117.310(c)(1) § 117.310(c)(1)(A) § 117.310(c)(3) § 117.340(f)(1)	CO emissions must not exceed 400 ppmv at 3.0% O <sub>2</sub> , dry basis.	[G]§ 117.335(a)(1) § 117.335(a)(4) § 117.335(b) § 117.335(c) § 117.335(d) § 117.335(f) § 117.335(f)(3) § 117.335(g) § 117.340(a) § 117.340(b)(1) § 117.340(b)(3) § 117.340(e) [G]§ 117.340(f)(2) § 117.8100(a) § 117.8100(a)(1) § 117.8100(a)(1)(A) § 117.8100(a)(1)(B) § 117.8100(a)(1)(B)(ii) )	§ 117.345(a) § 117.345(f) § 117.345(f)(1) [G]§ 117.345(f)(2) § 117.345(f)(7) § 117.345(f)(8) § 117.345(f)(9) § 117.8100(a)(5)(C)	§ 117.335(b) § 117.335(g) [G]§ 117.345(b) [G]§ 117.345(c) § 117.345(d) § 117.345(d)(2) § 117.345(d)(3) § 117.345(d)(4) § 117.345(d)(5) § 117.8010 [G]§ 117.8010(1) § 117.8010(2) § 117.8010(2)(A) § 117.8010(2)(B) [G]§ 117.8010(3) § 117.8010(4) [G]§ 117.8010(5) § 117.8010(6) [G]§ 117.8010(7) [G]§ 117.8010(8)

**Applicable Requirements Summary**

Unit Group Process ID No.	Unit Group Process Type	SOP Index No.	Pollutant	State Rule or Federal Regulation Name	Emission Limitation, Standard or Equipment Specification Citation	Textual Description (See Special Term and Condition 1.B.)	Monitoring And Testing Requirements	Recordkeeping Requirements (30 TAC § 122.144)	Reporting Requirements (30 TAC § 122.145)
							§ 117.8100(a)(1)(B)(iii) ) § 117.8100(a)(1)(C) § 117.8100(a)(2) [G]§ 117.8100(a)(3) § 117.8100(a)(4) § 117.8100(a)(5) § 117.8100(a)(5)(A) § 117.8100(a)(5)(B) [G]§ 117.8100(a)(5)(D) [G]§ 117.8100(a)(5)(E) § 117.8100(a)(6) § 117.8120 § 117.8120(1) § 117.8120(1)(A)		§ 117.8100(c)
BOILERD	EU	R7300	NO <sub>x</sub>	30 TAC Chapter 117, Subchapter B	§ 117.310(d)(3) § 117.310(a) § 117.310(a)(1)(A) § 117.310(b) [G]§ 117.310(e)(1) § 117.310(e)(2) [G]§ 117.310(e)(3) § 117.310(e)(4) § 117.340(f)(1) § 117.340(l)(2) § 117.340(p)(1) § 117.340(p)(3)	An owner or operator may not use the alternative methods specified in §§ 117.315, 117.323 and 117.9800 to comply with the NO <sub>x</sub> emission specifications but shall use the mass emissions cap and trade program in Chapter 101, Subchapter H, Division 3, except that electric generating facilities must also comply with the daily and 30-day system cap emission limitations of § 117.320. An owner or operator may use the alternative methods specified in § 117.9800 to comply with § 117.320.	[G]§ 117.335(a)(1) § 117.335(a)(4) § 117.335(b) § 117.335(c) § 117.335(d) § 117.335(g) § 117.340(a) § 117.340(b)(1) § 117.340(b)(3) § 117.340(c)(1) [G]§ 117.340(c)(3) [G]§ 117.340(f)(2) § 117.340(l)(2) § 117.340(o)(1) § 117.340(p)(1) § 117.8100(a) § 117.8100(a)(1) § 117.8100(a)(1)(A) § 117.8100(a)(1)(B) § 117.8100(a)(1)(B)(i)	§ 117.345(a) § 117.345(f) § 117.345(f)(1) [G]§ 117.345(f)(2) § 117.345(f)(8) § 117.345(f)(9) § 117.8100(a)(5)(C)	§ 117.335(b) § 117.335(g) [G]§ 117.345(b) [G]§ 117.345(c) § 117.345(d) § 117.345(d)(3) § 117.8010 [G]§ 117.8010(1) § 117.8010(2) § 117.8010(2)(A) § 117.8010(2)(B) § 117.8010(2)(C) § 117.8010(2)(D) [G]§ 117.8010(3) § 117.8010(4) [G]§ 117.8010(5) § 117.8010(6) [G]§ 117.8010(7) [G]§ 117.8010(8) § 117.8100(c)

**Applicable Requirements Summary**

Unit Group Process ID No.	Unit Group Process Type	SOP Index No.	Pollutant	State Rule or Federal Regulation Name	Emission Limitation, Standard or Equipment Specification Citation	Textual Description (See Special Term and Condition 1.B.)	Monitoring And Testing Requirements	Recordkeeping Requirements (30 TAC § 122.144)	Reporting Requirements (30 TAC § 122.145)
							§ 117.8100(a)(1)(B)(ii) § 117.8100(a)(1)(C) § 117.8100(a)(2) [G]§ 117.8100(a)(3) § 117.8100(a)(4) § 117.8100(a)(5) § 117.8100(a)(5)(A) § 117.8100(a)(5)(B) [G]§ 117.8100(a)(5)(D) [G]§ 117.8100(a)(5)(E) § 117.8100(a)(6)		
BOILERD	EU	60D-1A	NO <sub>x</sub>	40 CFR Part 60, Subpart D	§ 60.44(a)(1)	On/after the §60.8 test, no affected facility shall emit gases containing NO <sub>x</sub> , expressed as NO <sub>2</sub> in excess of 86 ng/J heat input (0.20 lb/MMBtu) derived from gaseous fossil fuel.	§ 60.45(b)(3) § 60.45(b)(4) § 60.46(a) § 60.46(b)(1) [G]§ 60.46(b)(5) [G]§ 60.46(d)(1) § 60.46(d)(5) § 60.46(d)(6) § 60.46(d)(7) ** See Periodic Monitoring Summary	None	None
BOILERD	EU	60D-1A	PM (Opacity)	40 CFR Part 60, Subpart D	§ 60.42(a)(2)	On/after the §60.8 test, no affected facility shall emit gases exhibiting greater than 20% opacity except for one six minute period per hour of not more than 27% opacity.	§ 60.45(b)(1) § 60.45(b)(7) [G]§ 60.45(b)(7)(i) [G]§ 60.45(b)(7)(ii) § 60.45(b)(7)(iii) § 60.45(h) [G]§ 60.45(h)(1) [G]§ 60.45(h)(2) § 60.45(h)(3) § 60.46(a) § 60.46(b)(3)	§ 60.45(h) [G]§ 60.45(h)(1) [G]§ 60.45(h)(2) § 60.45(h)(3)	§ 60.45(h)(3)

**Applicable Requirements Summary**

Unit Group Process ID No.	Unit Group Process Type	SOP Index No.	Pollutant	State Rule or Federal Regulation Name	Emission Limitation, Standard or Equipment Specification Citation	Textual Description (See Special Term and Condition 1.B.)	Monitoring And Testing Requirements	Recordkeeping Requirements (30 TAC § 122.144)	Reporting Requirements (30 TAC § 122.145)
BOILERD	EU	60D-1B	NO <sub>x</sub>	40 CFR Part 60, Subpart D	§ 60.44(a)(1)	On/after the §60.8 test, no affected facility shall emit gases containing NO <sub>x</sub> , expressed as NO <sub>2</sub> in excess of 86 ng/J heat input (0.20 lb/MMBtu) derived from gaseous fossil fuel.	§ 60.45(b)(3) § 60.45(b)(4) § 60.46(a) § 60.46(b)(1) [G]§ 60.46(b)(5) [G]§ 60.46(d)(1) § 60.46(d)(5) § 60.46(d)(6) § 60.46(d)(7) ** See Periodic Monitoring Summary	None	None
BOILERD	EU	60D-1B	PM (Opacity)	40 CFR Part 60, Subpart D	§ 60.42(a)(2)	On/after the §60.8 test, no affected facility shall emit gases exhibiting greater than 20% opacity except for one six minute period per hour of not more than 27% opacity.	§ 60.45(b)(1) § 60.45(b)(7) [G]§ 60.45(b)(7)(i) [G]§ 60.45(b)(7)(ii) § 60.45(b)(7)(iii) § 60.45(h) [G]§ 60.45(h)(1) [G]§ 60.45(h)(2) § 60.45(h)(3) § 60.46(a) § 60.46(b)(3)	§ 60.45(h) [G]§ 60.45(h)(1) [G]§ 60.45(h)(2) § 60.45(h)(3)	§ 60.45(h)(3)
BOILERD	EU	63DDDD D-1	112(B) HAPS	40 CFR Part 63, Subpart DDDDD	§ 63.7500(a)(1)-Table 3.3 § 63.7500(a)(1) § 63.7500(a)(3) § 63.7505(a) § 63.7540(a) § 63.7540(a)(1) [G]§ 63.7540(a)(10) § 63.7540(a)(13)	A new or existing boiler or process heater without a continuous oxygen trim system and with heat input capacity of 10 million Btu per hour or greater must conduct a tune-up of the boiler or process heater annually as specified in § 63.7540. Units in either the Gas 1 or Metal Process Furnace subcategories will conduct this tune-up as a work practice for all regulated emissions.	§ 63.7515(d) [G]§ 63.7521(f) [G]§ 63.7521(g) § 63.7521(h) § 63.7521(i) § 63.7530(g) § 63.7540(a) [G]§ 63.7540(a)(10) [G]§ 63.7540(c)	§ 63.7555(a) § 63.7555(a)(1) § 63.7555(a)(2) § 63.7555(g) § 63.7555(h) § 63.7560(a) § 63.7560(b) § 63.7560(c)	[G]§ 63.7521(g) § 63.7530(e) § 63.7530(f) § 63.7545(a) § 63.7545(b) § 63.7545(c) [G]§ 63.7545(e) [G]§ 63.7545(f) § 63.7550(a) [G]§ 63.7550(b) [G]§ 63.7550(c) [G]§ 63.7550(h)



**Applicable Requirements Summary**

<b>Unit Group Process ID No.</b>	<b>Unit Group Process Type</b>	<b>SOP Index No.</b>	<b>Pollutant</b>	<b>State Rule or Federal Regulation Name</b>	<b>Emission Limitation, Standard or Equipment Specification Citation</b>	<b>Textual Description (See Special Term and Condition 1.B.)</b>	<b>Monitoring And Testing Requirements</b>	<b>Recordkeeping Requirements (30 TAC § 122.144)</b>	<b>Reporting Requirements (30 TAC § 122.145)</b>
BOPCT	EU	115H	Highly Reactive VOC	30 TAC Chapter 115, HRVOC Cooling Towers	§ 115.761(c)(1) § 115.761(c)(3) § 115.764(a)(1) § 115.766(i)	HRVOC emissions at each site located in Harris County that is subject to this division or Division 1 of this subchapter must not exceed 1,200 pounds of HRVOCs per one-hour block period from any flare, vent, pressure relief valve, cooling tower, or any combination.	§ 115.764(a)(1) § 115.764(a)(3) [G]§ 115.764(a)(6) § 115.764(c)	§ 115.766(a)(1) § 115.766(a)(2) § 115.766(a)(3) § 115.766(a)(5) § 115.766(a)(6) § 115.766(c) [G]§ 115.766(g) [G]§ 115.766(h) § 115.766(i)(1)	§ 115.766(i)(2)
BOPCT	EU	63YY	112(B) HAPS	40 CFR Part 63, Subpart YY	§ 63.1103(e)-Table 7(h) [G]§ 63.1085 § 63.1103(e)(3) § 63.1108(a) [G]§ 63.1108(a)(4)	Comply with the heat exchange system requirements of subpart XX of this part.	§ 63.1085(a) § 63.1085(e) § 63.1085(f) [G]§ 63.1086 [G]§ 63.1087 [G]§ 63.1088 § 63.1103-Table 7(h) [G]§ 63.1108(b) [G]§ 63.7(a)(4) [G]§ 63.7(c) § 63.7(e)(4) [G]§ 63.7(g)(2)	[G]§ 63.10(b)(2)(vi) § 63.1089(a) § 63.1089(b) § 63.1089(c) [G]§ 63.1089(d) § 63.1103-Table 7(h) § 63.1109(a) § 63.1109(b) § 63.1109(c) § 63.1109(d)	[G]§ 63.1090 § 63.1103-Table 7(h) [G]§ 63.1110(a) [G]§ 63.1110(b) [G]§ 63.1110(c) [G]§ 63.1110(d) § 63.1110(e) § 63.1110(e)(1) § 63.1110(e)(2) § 63.1110(e)(3) [G]§ 63.1110(f) [G]§ 63.1110(g) [G]§ 63.1110(h)
BOPFUG	EU	R5780	Highly Reactive VOC	30 TAC Chapter 115, HRVOC Fugitive Emissions	§ 115.781(b)(9) § 115.780(b) [G]§ 115.781(a) § 115.781(g)(3) § 115.782(a) § 115.782(b)(1) § 115.782(b)(2) § 115.782(c)(1) § 115.782(c)(1)(A) § 115.782(c)(1)(B) [G]§ 115.782(c)(1)(B)(i) § 115.782(c)(1)(B)(ii)	Heat exchanger heads, sight glasses, meters, gauges, sampling connections, bolted manways, hatches, sump covers, junction box vents, and covers and seals on VOC water separators within the process unit or processes listed in § 115.780(a) in which a HRVOC is a raw material, intermediate, final product, or in a waste stream is	§ 115.781(b) § 115.781(b)(10) § 115.781(b)(3) § 115.781(b)(4) § 115.781(b)(7) § 115.781(b)(7)(A) § 115.781(b)(7)(B) § 115.781(f) § 115.781(f)(1) § 115.781(f)(2) § 115.781(f)(3) § 115.781(f)(4) § 115.781(f)(5) § 115.781(f)(6)	§ 115.781(b)(10) § 115.781(g) § 115.781(g)(1) § 115.781(g)(2) § 115.781(g)(3) [G]§ 115.782(c)(1)(B)(i) [G]§ 115.786(c) § 115.786(d) § 115.786(d)(1) § 115.786(d)(2) § 115.786(d)(2)(A) § 115.786(d)(2)(B) § 115.786(d)(2)(C) § 115.786(e)	[G]§ 115.782(c)(1)(B)(i) [G]§ 115.786(c) § 115.789(1)(B)

**Applicable Requirements Summary**

Unit Group Process ID No.	Unit Group Process Type	SOP Index No.	Pollutant	State Rule or Federal Regulation Name	Emission Limitation, Standard or Equipment Specification Citation	Textual Description (See Special Term and Condition 1.B.)	Monitoring And Testing Requirements	Recordkeeping Requirements (30 TAC § 122.144)	Reporting Requirements (30 TAC § 122.145)
					[G]§ 115.782(c)(1)(B)(iii) § 115.782(c)(1)(B)(iv)	subject to the requirements of this division. A leak is defined as a screening concentration greater than 500 ppmv above background as methane for all components.	§ 115.781(g) § 115.781(g)(1) § 115.781(g)(2) § 115.782(d)(2) § 115.789(1)(B)	§ 115.786(g)	
BOPFUG	EU	R5780	Highly Reactive VOC	30 TAC Chapter 115, HRVOC Fugitive Emissions	§ 115.787(a)	Components that contact a process fluid containing less than 5.0% highly-reactive volatile organic compounds by weight on an annual average basis are exempt from the requirements of this division (relating to Fugitive Emissions), except for 115.786(e) and (g) of this title (relating to Record keeping Requirements).	None	§ 115.786(e) § 115.786(g)	None
BOPFUG	EU	R5780	Highly Reactive VOC	30 TAC Chapter 115, HRVOC Fugitive Emissions	§ 115.781(b)(9) § 115.780(b) [G]§ 115.781(a) § 115.781(g)(3) § 115.782(a) § 115.782(b)(1) § 115.782(b)(2) § 115.782(c)(1) § 115.782(c)(1)(A) § 115.782(c)(1)(B) [G]§ 115.782(c)(1)(B)(i) § 115.782(c)(1)(B)(ii) [G]§ 115.782(c)(1)(B)(iii) § 115.782(c)(1)(B)(iv) § 115.783(4)(A)(i)	Process drains within a petroleum refinery; synthetic organic chemical, polymer, resin, or methyl-tert-butyl ether manufacturing process; or natural gas/gasoline processing operation in which a highly-reactive volatile organic compound is a raw material, intermediate, final product, or in a waste stream is subject to the requirements of this division. A leak is defined as a screening concentration greater than 500 ppmv above background as methane for all components.	§ 115.354(1) § 115.354(10) § 115.354(5) § 115.354(6) § 115.354(9) § 115.781(b) § 115.781(b)(10) § 115.781(b)(3) § 115.781(b)(4) § 115.781(b)(5) § 115.781(b)(6) § 115.781(b)(7) § 115.781(b)(7)(A) § 115.781(b)(7)(B) § 115.781(g) § 115.781(g)(1) § 115.781(g)(2) § 115.782(d)(2)	§ 115.354(10) § 115.356 [G]§ 115.356(1) [G]§ 115.356(2) § 115.356(3) § 115.356(3)(A) § 115.356(3)(B) § 115.356(5) § 115.781(b)(10) § 115.781(g) § 115.781(g)(1) § 115.781(g)(2) § 115.781(g)(3) [G]§ 115.782(c)(1)(B)(i) [G]§ 115.786(c) § 115.786(d) § 115.786(d)(1) § 115.786(d)(2) § 115.786(d)(2)(A)	[G]§ 115.782(c)(1)(B)(i) [G]§ 115.786(c)

**Applicable Requirements Summary**

Unit Group Process ID No.	Unit Group Process Type	SOP Index No.	Pollutant	State Rule or Federal Regulation Name	Emission Limitation, Standard or Equipment Specification Citation	Textual Description (See Special Term and Condition 1.B.)	Monitoring And Testing Requirements	Recordkeeping Requirements (30 TAC § 122.144)	Reporting Requirements (30 TAC § 122.145)
					§ 115.783(4)(A)(ii) § 115.783(4)(A)(ii)(I) § 115.783(4)(A)(ii)(II) § 115.783(4)(B) § 115.783(4)(B)(i) § 115.783(4)(B)(ii)			§ 115.786(d)(2)(B) § 115.786(d)(2)(C) § 115.786(e) § 115.786(g)	
BOPFUG	EU	R5780	Highly Reactive VOC	30 TAC Chapter 115, HRVOC Fugitive Emissions	§ 115.781(b)(9) § 115.780(b) [G]§ 115.781(a) § 115.781(g)(3) § 115.782(a) § 115.782(b)(1) § 115.782(b)(2) § 115.782(c)(1) § 115.782(c)(1)(A) § 115.782(c)(1)(B) [G]§ 115.782(c)(1)(B)(i) § 115.782(c)(1)(B)(ii) [G]§ 115.782(c)(1)(B)(iii) § 115.782(c)(1)(B)(iv) § 115.787(e) § 115.787(f) § 115.787(g) § 115.788(a) § 115.788(a)(1) § 115.788(a)(2) § 115.788(a)(2)(A) § 115.788(a)(2)(B) § 115.788(a)(2)(C) § 115.788(a)(2)(C)(i) § 115.788(a)(2)(C)(ii)	Pressure relief valves (in gaseous service) within a petroleum refinery; synthetic organic chemical, polymer, resin, or methyl-tert-butyl ether manufacturing process; or natural gas/gasoline processing operation in which a highly-reactive volatile organic compound is a raw material, intermediate, final product, or in a waste stream is subject to the requirements of this division. A leak is defined as a screening concentration greater than 500 ppmv above background as methane for all components.	§ 115.354(1) § 115.354(10) § 115.354(2) § 115.354(4) § 115.354(5) § 115.354(6) § 115.354(9) § 115.781(b) § 115.781(b)(10) § 115.781(b)(4) § 115.781(b)(7) § 115.781(b)(7)(A) § 115.781(b)(7)(B) § 115.781(b)(8) § 115.781(e) § 115.781(g) § 115.781(g)(1) § 115.781(g)(2) § 115.782(d)(2)	§ 115.354(10) § 115.356 [G]§ 115.356(1) [G]§ 115.356(2) § 115.356(3) § 115.356(3)(A) § 115.356(3)(B) § 115.356(5) § 115.781(b)(10) § 115.781(g) § 115.781(g)(1) § 115.781(g)(2) § 115.781(g)(3) [G]§ 115.782(c)(1)(B)(i) [G]§ 115.786(c) § 115.786(d) § 115.786(d)(1) § 115.786(d)(2) § 115.786(d)(2)(A) § 115.786(d)(2)(B) § 115.786(d)(2)(C) § 115.786(e) § 115.786(g) [G]§ 115.788(g)	[G]§ 115.782(c)(1)(B)(i) [G]§ 115.786(c) § 115.788(c) [G]§ 115.788(d) § 115.788(e) [G]§ 115.788(g)

**Applicable Requirements Summary**

Unit Group Process ID No.	Unit Group Process Type	SOP Index No.	Pollutant	State Rule or Federal Regulation Name	Emission Limitation, Standard or Equipment Specification Citation	Textual Description (See Special Term and Condition 1.B.)	Monitoring And Testing Requirements	Recordkeeping Requirements (30 TAC § 122.144)	Reporting Requirements (30 TAC § 122.145)
					§ 115.788(a)(2)(C)(iii) § 115.788(a)(2)(D) § 115.788(a)(3) § 115.788(a)(3)(A) § 115.788(a)(3)(B) [G]§ 115.788(g)				
BOPFUG	EU	R5780	Highly Reactive VOC	30 TAC Chapter 115, HRVOC Fugitive Emissions	§ 115.781(b)(9) § 115.780(b) [G]§ 115.781(a) § 115.781(g)(3) § 115.782(a) § 115.782(b)(1) § 115.782(b)(2) § 115.782(c)(2) § 115.782(c)(2)(A) § 115.782(c)(2)(A)(i) § 115.782(c)(2)(A)(ii) § 115.782(c)(2)(B) § 115.783(5) § 115.787(f) § 115.787(f)(4) § 115.787(g) § 115.788(a) § 115.788(a)(1) § 115.788(a)(2) § 115.788(a)(2)(A) § 115.788(a)(2)(B) § 115.788(a)(2)(C) § 115.788(a)(2)(C)(i) § 115.788(a)(2)(C)(ii) § 115.788(a)(2)(C)(iii) § 115.788(a)(2)(D) § 115.788(a)(3)	Valves within a petroleum refinery; synthetic organic chemical, polymer, resin, or methyl-tert-butyl ether manufacturing process; or natural gas/gasoline processing operation which a highly-reactive volatile organic compound is a raw material, intermediate, final product, or in a waste stream is subject to the requirements of this division. A leak is defined as a screening concentration greater than 500 ppmv above background as methane for all components.	§ 115.354(1) § 115.354(10) § 115.354(2) § 115.354(5) § 115.354(6) § 115.354(9) § 115.781(b) § 115.781(b)(10) § 115.781(b)(4) § 115.781(b)(7) § 115.781(b)(7)(A) § 115.781(b)(7)(B) § 115.781(g) § 115.781(g)(1) § 115.781(g)(2) § 115.782(d)(2)	§ 115.354(10) § 115.356 [G]§ 115.356(1) [G]§ 115.356(2) § 115.356(3) § 115.356(3)(A) § 115.356(3)(B) § 115.356(5) § 115.781(b)(10) § 115.781(g) § 115.781(g)(1) § 115.781(g)(2) § 115.781(g)(3) § 115.782(c)(2)(A)(ii) [G]§ 115.786(c) § 115.786(d) § 115.786(d)(2) § 115.786(d)(2)(C) § 115.786(e) § 115.786(g) [G]§ 115.788(g)	§ 115.782(c)(2)(A)(ii) [G]§ 115.786(c) § 115.788(c) [G]§ 115.788(d) § 115.788(e) [G]§ 115.788(g)

**Applicable Requirements Summary**

Unit Group Process ID No.	Unit Group Process Type	SOP Index No.	Pollutant	State Rule or Federal Regulation Name	Emission Limitation, Standard or Equipment Specification Citation	Textual Description (See Special Term and Condition 1.B.)	Monitoring And Testing Requirements	Recordkeeping Requirements (30 TAC § 122.144)	Reporting Requirements (30 TAC § 122.145)
					§ 115.788(a)(3)(A) § 115.788(a)(3)(B) [G]§ 115.788(g)				
BOPFUG	EU	R5780	Highly Reactive VOC	30 TAC Chapter 115, HRVOC Fugitive Emissions	§ 115.781(b)(9) § 115.780(b) [G]§ 115.781(a) § 115.781(g)(3) § 115.782(a) § 115.782(b)(1) § 115.782(b)(2) § 115.782(c)(1) § 115.782(c)(1)(A) § 115.782(c)(1)(B) [G]§ 115.782(c)(1)(B)(i) § 115.782(c)(1)(B)(ii) [G]§ 115.782(c)(1)(B)(iii) § 115.782(c)(1)(B)(iv)	Flanges or other connectors within a petroleum refinery; synthetic organic chemical, polymer, resin, or methyl-tert-butyl ether manufacturing process; or natural gas/gasoline processing operation in which a highly-reactive volatile organic compound is a raw material, intermediate, final product, or in a waste stream is subject to the requirements of this division. A leak is defined as a screening concentration greater than 500 ppmv above background as methane for all components.	§ 115.354(1) § 115.354(10) § 115.354(11) § 115.354(3) § 115.354(5) § 115.354(6) § 115.354(9) § 115.781(b) § 115.781(b)(10) § 115.781(b)(3) § 115.781(b)(4) § 115.781(b)(7) § 115.781(b)(7)(A) § 115.781(b)(7)(B) § 115.781(f) § 115.781(f)(1) § 115.781(f)(2) § 115.781(f)(3) § 115.781(f)(4) § 115.781(f)(5) § 115.781(f)(6) § 115.781(g) § 115.781(g)(1) § 115.781(g)(2) § 115.782(d)(2) § 115.789(1)(B)	§ 115.354(10) § 115.356 [G]§ 115.356(1) [G]§ 115.356(2) § 115.356(3) § 115.356(3)(A) § 115.356(3)(B) § 115.356(5) § 115.781(b)(10) § 115.781(g) § 115.781(g)(1) § 115.781(g)(2) § 115.781(g)(3) [G]§ 115.782(c)(1)(B)(i) [G]§ 115.786(c) § 115.786(d) § 115.786(d)(1) § 115.786(d)(2) § 115.786(d)(2)(A) § 115.786(d)(2)(B) § 115.786(d)(2)(C) § 115.786(e) § 115.786(g)	[G]§ 115.782(c)(1)(B)(i) [G]§ 115.786(c) § 115.789(1)(B)
BOPFUG	EU	R5780	Highly Reactive VOC	30 TAC Chapter 115, HRVOC Fugitive Emissions	§ 115.781(b)(9) § 115.780(b) [G]§ 115.781(a) § 115.781(g)(3) § 115.782(a) § 115.782(b)(1) § 115.782(b)(2) § 115.782(c)(1) § 115.782(c)(1)(A)	Compressor seals within a petroleum refinery; synthetic organic chemical, polymer, resin, or methyl-tert-butyl ether manufacturing process; or natural gas/gasoline processing operation in which a highly-reactive volatile organic	§ 115.354(1) § 115.354(10) § 115.354(2) § 115.354(5) § 115.354(6) § 115.354(9) § 115.781(b) § 115.781(b)(10) § 115.781(b)(4)	§ 115.354(10) § 115.356 [G]§ 115.356(1) [G]§ 115.356(2) § 115.356(3) § 115.356(3)(A) § 115.356(3)(B) § 115.356(5) § 115.781(b)(10)	[G]§ 115.782(c)(1)(B)(i) § 115.783(3)(C) [G]§ 115.786(c)

**Applicable Requirements Summary**

Unit Group Process ID No.	Unit Group Process Type	SOP Index No.	Pollutant	State Rule or Federal Regulation Name	Emission Limitation, Standard or Equipment Specification Citation	Textual Description (See Special Term and Condition 1.B.)	Monitoring And Testing Requirements	Recordkeeping Requirements (30 TAC § 122.144)	Reporting Requirements (30 TAC § 122.145)
					§ 115.782(c)(1)(B) [G]§ 115.782(c)(1)(B)(i) § 115.782(c)(1)(B)(ii) [G]§ 115.782(c)(1)(B)(iii) § 115.782(c)(1)(B)(iv) § 115.782(c)(1)(C)(i) § 115.782(c)(1)(C)(i)(I) § 115.782(c)(1)(C)(i)(II) § 115.782(c)(1)(C)(i)(III) § 115.782(c)(1)(C)(ii) § 115.783(3) [G]§ 115.783(3)(A) [G]§ 115.783(3)(B) § 115.787(b)	compound is a raw material, intermediate, final product, or in a waste stream is subject to the requirements of this division. A leak is defined as a screening concentration greater than 500 ppmv above background as methane for all components.	§ 115.781(b)(7) § 115.781(b)(7)(A) § 115.781(b)(7)(B) § 115.781(c)(1) § 115.781(c)(2) § 115.781(g) § 115.781(g)(1) § 115.781(g)(2) § 115.782(d)(2)	§ 115.781(g) § 115.781(g)(1) § 115.781(g)(2) § 115.781(g)(3) [G]§ 115.782(c)(1)(B)(i) [G]§ 115.786(c) § 115.786(d) § 115.786(d)(1) § 115.786(d)(2) § 115.786(d)(2)(A) § 115.786(d)(2)(B) § 115.786(d)(2)(C) § 115.786(e) § 115.786(g)	
BOPFUG	EU	R5780	Highly Reactive VOC	30 TAC Chapter 115, HRVOC Fugitive Emissions	§ 115.781(b)(9) § 115.780(b) [G]§ 115.781(a) § 115.781(g)(3) § 115.782(a) § 115.782(b)(1) § 115.782(b)(2) § 115.782(c)(1) § 115.782(c)(1)(A) § 115.782(c)(1)(B) [G]§ 115.782(c)(1)(B)(i) §	Pump seals within a petroleum refinery; synthetic organic chemical, polymer, resin, or methyl-tert-butyl ether manufacturing process; or natural gas/gasoline processing operation in which a highly-reactive volatile organic compound is a raw material, intermediate, final product, or in a waste stream is subject to the requirements	§ 115.354(1) § 115.354(10) § 115.354(2) § 115.354(5) § 115.354(6) § 115.354(9) § 115.781(b) § 115.781(b)(10) § 115.781(b)(4) § 115.781(b)(7) § 115.781(b)(7)(A) § 115.781(b)(7)(B) § 115.781(c)(1)	§ 115.354(10) § 115.356 [G]§ 115.356(1) [G]§ 115.356(2) § 115.356(3) § 115.356(3)(A) § 115.356(3)(B) § 115.356(5) § 115.781(b)(10) § 115.781(g) § 115.781(g)(1) § 115.781(g)(2) § 115.781(g)(3)	[G]§ 115.782(c)(1)(B)(i) § 115.783(3)(C) [G]§ 115.786(c)

**Applicable Requirements Summary**

Unit Group Process ID No.	Unit Group Process Type	SOP Index No.	Pollutant	State Rule or Federal Regulation Name	Emission Limitation, Standard or Equipment Specification Citation	Textual Description (See Special Term and Condition 1.B.)	Monitoring And Testing Requirements	Recordkeeping Requirements (30 TAC § 122.144)	Reporting Requirements (30 TAC § 122.145)
					115.782(c)(1)(B)(ii) [G]§ 115.782(c)(1)(B)(iii) § 115.782(c)(1)(B)(iv) § 115.782(c)(1)(C)(i) § 115.782(c)(1)(C)(i)(I) § 115.782(c)(1)(C)(i)(II) § 115.782(c)(1)(C)(i)(III) § 115.782(c)(1)(C)(ii) § 115.783(3) [G]§ 115.783(3)(A) [G]§ 115.783(3)(B) § 115.787(b) § 115.787(b)(1)	of this division. A leak is defined as a screening concentration greater than 500 ppmv above background as methane for all components.	§ 115.781(c)(2) § 115.781(g) § 115.781(g)(1) § 115.781(g)(2) § 115.782(d)(2)	[G]§ 115.782(c)(1)(B)(i) [G]§ 115.786(c) § 115.786(d) § 115.786(d)(1) § 115.786(d)(2) § 115.786(d)(2)(A) § 115.786(d)(2)(B) § 115.786(d)(2)(C) § 115.786(e) § 115.786(g)	
BOPFUG	EU	R5780	Highly Reactive VOC	30 TAC Chapter 115, HRVOC Fugitive Emissions	§ 115.781(b)(9) § 115.780(b) [G]§ 115.781(a) § 115.781(g)(3) § 115.782(a) § 115.782(b)(1) § 115.782(b)(2) § 115.782(c)(1) § 115.782(c)(1)(A) § 115.782(c)(1)(B) [G]§ 115.782(c)(1)(B)(i) § 115.782(c)(1)(B)(ii) [G]§ 115.782(c)(1)(B)(iii)	Agitators within a petroleum refinery; synthetic organic chemical, polymer, resin, or methyl-tert-butyl ether manufacturing process; or natural gas/gasoline processing operation in which a highly-reactive volatile organic compound is a raw material, intermediate, final product, or in a waste stream is subject to the requirements of this division. A leak is defined as a screening concentration greater than	§ 115.354(1) § 115.354(10) § 115.354(5) § 115.354(6) § 115.354(9) § 115.781(b) § 115.781(b)(10) § 115.781(b)(3) § 115.781(b)(4) § 115.781(b)(7) § 115.781(b)(7)(A) § 115.781(b)(7)(B) § 115.781(c)(1) § 115.781(c)(2) § 115.781(g) § 115.781(g)(1)	§ 115.354(10) § 115.356 [G]§ 115.356(1) [G]§ 115.356(2) § 115.356(3) § 115.356(3)(A) § 115.356(3)(B) § 115.356(5) § 115.781(b)(10) § 115.781(g) § 115.781(g)(1) § 115.781(g)(2) § 115.781(g)(3) [G]§ 115.782(c)(1)(B)(i) [G]§ 115.786(c) § 115.786(d)	[G]§ 115.782(c)(1)(B)(i) § 115.783(3)(C) [G]§ 115.786(c)

**Applicable Requirements Summary**

Unit Group Process ID No.	Unit Group Process Type	SOP Index No.	Pollutant	State Rule or Federal Regulation Name	Emission Limitation, Standard or Equipment Specification Citation	Textual Description (See Special Term and Condition 1.B.)	Monitoring And Testing Requirements	Recordkeeping Requirements (30 TAC § 122.144)	Reporting Requirements (30 TAC § 122.145)
					§ 115.782(c)(1)(B)(iv) § 115.782(c)(1)(C)(i) § 115.782(c)(1)(C)(i)(I) § 115.782(c)(1)(C)(i)(II) § 115.782(c)(1)(C)(i)(III) § 115.782(c)(1)(C)(ii) § 115.783(3) [G]§ 115.783(3)(A) [G]§ 115.783(3)(B) § 115.787(b)	500 ppmv above background as methane for all components.	§ 115.781(g)(2) § 115.782(d)(2)	§ 115.786(d)(1) § 115.786(d)(2) § 115.786(d)(2)(A) § 115.786(d)(2)(B) § 115.786(d)(2)(C) § 115.786(e) § 115.786(g)	
BOPFUG	EU	R5780	Highly Reactive VOC	30 TAC Chapter 115, HRVOC Fugitive Emissions	§ 115.781(b)(9) § 115.780(b) [G]§ 115.781(a) § 115.781(g)(3) § 115.782(a) § 115.782(b)(1) § 115.782(b)(2) § 115.782(c)(2) § 115.782(c)(2)(A) § 115.782(c)(2)(A)(i) § 115.782(c)(2)(A)(ii) § 115.782(c)(2)(B) § 115.783(5) § 115.787(f) § 115.787(f)(2) § 115.787(f)(3) § 115.787(f)(4) § 115.787(g)	Open-ended valves or lines within a petroleum refinery; synthetic organic chemical, polymer, resin, or methyl-tert-butyl ether manufacturing process; or natural gas/gasoline processing operation in which a highly-reactive volatile organic compound is a raw material, intermediate, final product, or in a waste stream is subject to the requirements of this division. A leak is defined as a screening concentration greater than 500 ppmv above background as methane for all components.	§ 115.354(1) § 115.354(10) § 115.354(2) § 115.354(5) § 115.354(6) § 115.354(9) § 115.781(b) § 115.781(b)(10) § 115.781(b)(3) § 115.781(b)(4) § 115.781(b)(7) § 115.781(b)(7)(A) § 115.781(b)(7)(B) § 115.781(f) § 115.781(f)(1) § 115.781(f)(2) § 115.781(f)(3) § 115.781(f)(4) § 115.781(f)(5) § 115.781(f)(6)	§ 115.354(10) § 115.356 [G]§ 115.356(1) [G]§ 115.356(2) § 115.356(3) § 115.356(3)(A) § 115.356(3)(B) § 115.356(5) § 115.781(b)(10) § 115.781(g) § 115.781(g)(1) § 115.781(g)(2) § 115.781(g)(3) § 115.782(c)(2)(A)(ii) [G]§ 115.786(c) § 115.786(d) § 115.786(e) § 115.786(g)	§ 115.782(c)(2)(A)(ii) [G]§ 115.786(c) § 115.788(c) [G]§ 115.788(d) § 115.788(e) [G]§ 115.788(g) § 115.789(1)(B)



**Applicable Requirements Summary**

Unit Group Process ID No.	Unit Group Process Type	SOP Index No.	Pollutant	State Rule or Federal Regulation Name	Emission Limitation, Standard or Equipment Specification Citation	Textual Description (See Special Term and Condition 1.B.)	Monitoring And Testing Requirements	Recordkeeping Requirements (30 TAC § 122.144)	Reporting Requirements (30 TAC § 122.145)
					§ 115.788(a) § 115.788(a)(1) § 115.788(a)(2) § 115.788(a)(2)(A) § 115.788(a)(2)(B) § 115.788(a)(2)(C) § 115.788(a)(2)(C)(i) § 115.788(a)(2)(C)(ii) § 115.788(a)(2)(C)(iii) § 115.788(a)(2)(D) § 115.788(a)(3) § 115.788(a)(3)(A) § 115.788(a)(3)(B) [G]§ 115.788(g)		§ 115.781(g) § 115.781(g)(1) § 115.781(g)(2) § 115.782(d)(2) § 115.789(1)(B)	[G]§ 115.788(g)	
BOPFUG	EU	R5780	Highly Reactive VOC	30 TAC Chapter 115, HRVOC Fugitive Emissions	§ 115.781(b)(9) § 115.780(b) [G]§ 115.781(a) [G]§ 115.781(d) § 115.781(g)(3) § 115.782(a) § 115.782(b)(1) § 115.782(b)(2) § 115.782(c)(2) § 115.782(c)(2)(A) § 115.782(c)(2)(A)(i) § 115.782(c)(2)(A)(ii) § 115.782(c)(2)(B) § 115.783(1) § 115.783(1)(A) § 115.783(1)(B) § 115.783(5) § 115.787(f) § 115.787(f)(4) § 115.787(g)	Bypass line valves within a petroleum refinery; synthetic organic chemical, polymer, resin, or methyl-tert-butyl ether manufacturing process; or natural gas/gasoline processing operation in which a highly-reactive volatile organic compound is a raw material, intermediate, final product, or in a waste stream is subject to the requirements of this division. A leak is defined as a screening concentration greater than 500 ppmv above background as methane for all components.	§ 115.781(b) § 115.781(b)(10) § 115.781(b)(4) § 115.781(b)(7) § 115.781(b)(7)(A) § 115.781(b)(7)(B) [G]§ 115.781(d) § 115.781(g) § 115.781(g)(1) § 115.781(g)(2) § 115.782(d)(2) § 115.786(a)(1)	§ 115.781(b)(10) § 115.781(g) § 115.781(g)(1) § 115.781(g)(2) § 115.781(g)(3) § 115.782(c)(2)(A)(ii) § 115.786(a)(1) § 115.786(a)(2) § 115.786(a)(2)(A) § 115.786(a)(2)(B) § 115.786(b)(1) § 115.786(b)(2) § 115.786(b)(2)(A) § 115.786(b)(2)(B) § 115.786(b)(2)(C) [G]§ 115.786(b)(3) [G]§ 115.786(c) § 115.786(d) § 115.786(d)(2) § 115.786(d)(2)(C) § 115.786(e) § 115.786(g)	§ 115.782(c)(2)(A)(ii) [G]§ 115.786(c) § 115.788(c) [G]§ 115.788(d) § 115.788(e) [G]§ 115.788(g)

**Applicable Requirements Summary**

Unit Group Process ID No.	Unit Group Process Type	SOP Index No.	Pollutant	State Rule or Federal Regulation Name	Emission Limitation, Standard or Equipment Specification Citation	Textual Description (See Special Term and Condition 1.B.)	Monitoring And Testing Requirements	Recordkeeping Requirements (30 TAC § 122.144)	Reporting Requirements (30 TAC § 122.145)
					§ 115.788(a) § 115.788(a)(1) § 115.788(a)(2) § 115.788(a)(2)(A) § 115.788(a)(2)(B) § 115.788(a)(2)(C) § 115.788(a)(2)(C)(i) § 115.788(a)(2)(C)(ii) § 115.788(a)(2)(C)(iii) § 115.788(a)(2)(D) § 115.788(a)(3) § 115.788(a)(3)(A) § 115.788(a)(3)(B) [G]§ 115.788(g)			[G]§ 115.788(g)	
BOPFUG	EU	R5780	Highly Reactive VOC	30 TAC Chapter 115, HRVOC Fugitive Emissions	§ 115.787(d) § 115.780(b) [G]§ 115.781(a) § 115.782(a) § 115.782(b)(1) § 115.782(b)(2) § 115.782(c)(1) § 115.782(c)(1)(A) § 115.782(c)(1)(B) [G]§ 115.782(c)(1)(B)(i) § 115.782(c)(1)(B)(ii) [G]§ 115.782(c)(1)(B)(iii) § 115.782(c)(1)(B)(iv) § 115.782(c)(1)(C)(i) § 115.782(c)(1)(C)(i)(l)	All agitators that are equipped with a shaft sealing system that prevents or detects emissions of VOC from the seal are exempt from the monitoring requirement of §115.781(b) and (c). Submerged pumps or sealless pumps may be used to satisfy the requirements of this subsection.	§ 115.782(d)(2)	[G]§ 115.782(c)(1)(B)(i) [G]§ 115.786(c) § 115.786(d) § 115.786(d)(1) § 115.786(d)(2) § 115.786(d)(2)(A) § 115.786(d)(2)(B) § 115.786(d)(2)(C) § 115.786(e) § 115.786(g)	[G]§ 115.782(c)(1)(B)(i) § 115.783(3)(C) [G]§ 115.786(c)

**Applicable Requirements Summary**

Unit Group Process ID No.	Unit Group Process Type	SOP Index No.	Pollutant	State Rule or Federal Regulation Name	Emission Limitation, Standard or Equipment Specification Citation	Textual Description (See Special Term and Condition 1.B.)	Monitoring And Testing Requirements	Recordkeeping Requirements (30 TAC § 122.144)	Reporting Requirements (30 TAC § 122.145)
					§ 115.782(c)(1)(C)(i)(II) § 115.782(c)(1)(C)(i)(III) § 115.782(c)(1)(C)(ii) § 115.783(3) [G]§ 115.783(3)(A) [G]§ 115.783(3)(B) § 115.787(b) § 115.787(b)(1) § 115.787(g)				
BOPFUG	EU	R5780	Highly Reactive VOC	30 TAC Chapter 115, HRVOC Fugitive Emissions	§ 115.787(d) § 115.780(b) [G]§ 115.781(a) § 115.782(a) § 115.782(b)(1) § 115.782(b)(2) § 115.782(c)(1) § 115.782(c)(1)(A) § 115.782(c)(1)(B) [G]§ 115.782(c)(1)(B)(i) § 115.782(c)(1)(B)(ii) [G]§ 115.782(c)(1)(B)(iii) § 115.782(c)(1)(B)(iv) § 115.782(c)(1)(C)(i) § 115.782(c)(1)(C)(i)(I) § 115.782(c)(1)(C)(i)(II)	All compressors that are equipped with a shaft sealing system that prevents or detects emissions of VOC from the seal are exempt from the monitoring requirement of §115.781(b) and (c). Submerged pumps or sealless pumps may be used to satisfy the requirements of this subsection.	§ 115.782(d)(2)	[G]§ 115.782(c)(1)(B)(i) [G]§ 115.786(c) § 115.786(d) § 115.786(d)(1) § 115.786(d)(2) § 115.786(d)(2)(A) § 115.786(d)(2)(B) § 115.786(d)(2)(C) § 115.786(e) § 115.786(g)	[G]§ 115.782(c)(1)(B)(i) § 115.783(3)(C) [G]§ 115.786(c)

**Applicable Requirements Summary**

Unit Group Process ID No.	Unit Group Process Type	SOP Index No.	Pollutant	State Rule or Federal Regulation Name	Emission Limitation, Standard or Equipment Specification Citation	Textual Description (See Special Term and Condition 1.B.)	Monitoring And Testing Requirements	Recordkeeping Requirements (30 TAC § 122.144)	Reporting Requirements (30 TAC § 122.145)
					§ 115.782(c)(1)(C)(i)(III) § 115.782(c)(1)(C)(ii) § 115.783(3) [G]§ 115.783(3)(A) [G]§ 115.783(3)(B) § 115.787(b) § 115.787(b)(1) § 115.787(g)				
BOPFUG	EU	R5780	Highly Reactive VOC	30 TAC Chapter 115, HRVOC Fugitive Emissions	§ 115.787(d) § 115.780(b) [G]§ 115.781(a) § 115.782(a) § 115.782(b)(1) § 115.782(b)(2) § 115.782(c)(1) § 115.782(c)(1)(A) § 115.782(c)(1)(B) [G]§ 115.782(c)(1)(B)(i) § 115.782(c)(1)(B)(ii) [G]§ 115.782(c)(1)(B)(iii) § 115.782(c)(1)(B)(iv) § 115.782(c)(1)(C)(i) § 115.782(c)(1)(C)(i)(I) § 115.782(c)(1)(C)(i)(II) § 115.782(c)(1)(C)(i)(III)	All pumps that are equipped with a shaft sealing system that prevents or detects emissions of VOC from the seal are exempt from the monitoring requirement of §115.781(b) and (c). Submerged pumps or sealless pumps may be used to satisfy the requirements of this subsection.	§ 115.782(d)(2)	[G]§ 115.782(c)(1)(B)(i) [G]§ 115.786(c) § 115.786(d) § 115.786(d)(1) § 115.786(d)(2) § 115.786(d)(2)(A) § 115.786(d)(2)(B) § 115.786(d)(2)(C) § 115.786(e) § 115.786(g)	[G]§ 115.782(c)(1)(B)(i) § 115.783(3)(C) [G]§ 115.786(c)

**Applicable Requirements Summary**

Unit Group Process ID No.	Unit Group Process Type	SOP Index No.	Pollutant	State Rule or Federal Regulation Name	Emission Limitation, Standard or Equipment Specification Citation	Textual Description (See Special Term and Condition 1.B.)	Monitoring And Testing Requirements	Recordkeeping Requirements (30 TAC § 122.144)	Reporting Requirements (30 TAC § 122.145)
					§ 115.782(c)(1)(C)(ii) § 115.783(3) [G]§ 115.783(3)(A) [G]§ 115.783(3)(B) § 115.787(b) § 115.787(b)(1) § 115.787(g)				
BOPFUG	EU	R5352	VOC	30 TAC Chapter 115, Pet. Refinery & Petrochemicals	§ 115.352(1)(A) § 115.352(1) § 115.352(2) § 115.352(2)(A) § 115.352(3) § 115.352(5) § 115.352(7) § 115.352(8) § 115.357(1) § 115.357(12) § 115.357(8)	No flanges or other connectors contacting a fluid with TVP less than or equal to 0.044 psia (heavy liquid service) shall be allowed to have a VOC leak, for more than 15 days after discovery which exceeds a screening concentration greater than 500 parts per million by volume above background as methane, or the dripping or exuding of process fluid based on sight, smell, or sound.	§ 115.354(1) § 115.354(11) § 115.354(3) § 115.354(5) § 115.354(6) § 115.354(9) [G]§ 115.355 § 115.357(1)	§ 115.352(7) § 115.356 [G]§ 115.356(1) [G]§ 115.356(2) § 115.356(3) § 115.356(3)(A) § 115.356(3)(B) [G]§ 115.356(3)(C) § 115.356(5)	None
BOPFUG	EU	R5352	VOC	30 TAC Chapter 115, Pet. Refinery & Petrochemicals	§ 115.352(1)(A) § 115.352(1) § 115.352(2) § 115.352(2)(A) § 115.352(3) § 115.352(5) § 115.352(7) § 115.352(8) § 115.357(12) § 115.357(8)	No flanges or other connectors contacting a fluid with TVP greater than 0.044 psia (gas/vapor or light liquid service) shall be allowed to have a VOC leak, for more than 15 days after discovery which exceeds a screening concentration greater than 500 parts per million by volume above background as methane, or the dripping or exuding of process fluid	§ 115.354(1) § 115.354(10) § 115.354(11) § 115.354(3) § 115.354(5) § 115.354(6) § 115.354(9) [G]§ 115.355	§ 115.352(7) § 115.354(10) § 115.356 [G]§ 115.356(1) [G]§ 115.356(2) § 115.356(3) § 115.356(3)(A) § 115.356(3)(B) [G]§ 115.356(3)(C) § 115.356(5)	None

**Applicable Requirements Summary**

Unit Group Process ID No.	Unit Group Process Type	SOP Index No.	Pollutant	State Rule or Federal Regulation Name	Emission Limitation, Standard or Equipment Specification Citation	Textual Description (See Special Term and Condition 1.B.)	Monitoring And Testing Requirements	Recordkeeping Requirements (30 TAC § 122.144)	Reporting Requirements (30 TAC § 122.145)
						based on sight, smell, or sound.			
BOPFUG	EU	R5352	VOC	30 TAC Chapter 115, Pet. Refinery & Petrochemicals	§ 115.352(1)(A) § 115.352(1) § 115.352(2) § 115.352(2)(A) § 115.352(2)(C) § 115.352(2)(C)(i) § 115.352(2)(C)(ii) § 115.352(2)(C)(iii) § 115.352(3) § 115.352(7) § 115.357(1) § 115.357(8)	No agitators contacting a fluid with TVP less than or equal to 0.044 psia (heavy liquid service) shall be allowed to have a VOC leak, for more than 15 days after discovery which exceeds a screening concentration greater than 500 parts per million by volume above background as methane, or the dripping or exuding of process fluid based on sight, smell, or sound.	[G]§ 115.355 § 115.357(1)	§ 115.352(7) § 115.356 [G]§ 115.356(1) [G]§ 115.356(2) § 115.356(3) § 115.356(3)(A) § 115.356(3)(B) [G]§ 115.356(3)(C) § 115.356(5)	None
BOPFUG	EU	R5352	VOC	30 TAC Chapter 115, Pet. Refinery & Petrochemicals	§ 115.352(1)(A) § 115.352(1) § 115.352(2) § 115.352(2)(A) § 115.352(2)(C) § 115.352(2)(C)(i) § 115.352(2)(C)(ii) § 115.352(2)(C)(iii) § 115.352(3) § 115.352(7) § 115.357(8)	No agitators contacting a fluid with TVP greater than 0.044 psia (gas/vapor or light liquid service) shall be allowed to have a VOC leak, for more than 15 days after discovery which exceeds a screening concentration greater than 500 parts per million by volume above background as methane, or the dripping or exuding of process fluid based on sight, smell, or sound.	[G]§ 115.355	§ 115.352(7) § 115.356 [G]§ 115.356(1) [G]§ 115.356(2) § 115.356(3) § 115.356(3)(A) § 115.356(3)(B) [G]§ 115.356(3)(C) § 115.356(5)	None
BOPFUG	EU	R5352	VOC	30 TAC Chapter 115, Pet. Refinery & Petrochemicals	§ 115.352(1)(B) § 115.352(1) § 115.352(2) § 115.352(2)(A) § 115.352(2)(C) § 115.352(2)(C)(i)	No compressor seals in hydrogen service with and the hydrogen content can be expected to always exceed 50.0% by volume shall be allowed to have a	[G]§ 115.355	§ 115.352(7) § 115.356 [G]§ 115.356(1) [G]§ 115.356(2) § 115.356(3) [G]§ 115.356(3)(C)	None

**Applicable Requirements Summary**

Unit Group Process ID No.	Unit Group Process Type	SOP Index No.	Pollutant	State Rule or Federal Regulation Name	Emission Limitation, Standard or Equipment Specification Citation	Textual Description (See Special Term and Condition 1.B.)	Monitoring And Testing Requirements	Recordkeeping Requirements (30 TAC § 122.144)	Reporting Requirements (30 TAC § 122.145)
					§ 115.352(2)(C)(ii) § 115.352(2)(C)(iii) § 115.352(3) § 115.352(5) § 115.352(7) § 115.357(3) § 115.357(8)	VOC leak, for more than 15 days after discovery which exceeds a screening concentration greater than 10,000 parts per million by volume above background as methane, or the dripping or exuding of process fluid based on sight, smell, or sound.		§ 115.356(5)	
BOPFUG	EU	R5352	VOC	30 TAC Chapter 115, Pet. Refinery & Petrochemicals	§ 115.352(1)(B) § 115.352(1) § 115.352(2) § 115.352(2)(A) § 115.352(2)(C) § 115.352(2)(C)(i) § 115.352(2)(C)(ii) § 115.352(2)(C)(iii) § 115.352(3) § 115.352(5) § 115.352(7) § 115.357(4) § 115.357(8)	No compressor seals that are equipped with a shaft sealing system that prevents or detects emissions of VOCs from the seal shall be allowed to have a VOC leak, for more than 15 days after discovery which exceeds a screening concentration greater than 10,000 parts per million by volume above background as methane, or the dripping or exuding of process fluid based on sight, smell, or sound.	[G]§ 115.355	§ 115.352(7) § 115.356 [G]§ 115.356(1) [G]§ 115.356(2) § 115.356(3) [G]§ 115.356(3)(C) § 115.356(5)	None
BOPFUG	EU	R5352	VOC	30 TAC Chapter 115, Pet. Refinery & Petrochemicals	§ 115.352(1)(B) § 115.352(1) § 115.352(2) § 115.352(2)(A) § 115.352(2)(C) § 115.352(2)(C)(i) § 115.352(2)(C)(ii) § 115.352(2)(C)(iii) § 115.352(3) § 115.352(5) § 115.352(7) § 115.357(1)	No compressor seals contacting a fluid with TVP less than or equal to 0.044 psia (heavy liquid service) shall be allowed to have a VOC leak, for more than 15 days after discovery which exceeds a screening concentration greater than 10,000 parts per million by volume above background as methane, or the dripping	§ 115.354(1) § 115.354(2) § 115.354(5) § 115.354(6) § 115.354(9) [G]§ 115.355 § 115.357(1)	§ 115.352(7) § 115.356 [G]§ 115.356(1) [G]§ 115.356(2) § 115.356(3) § 115.356(3)(A) § 115.356(3)(B) [G]§ 115.356(3)(C) § 115.356(5)	None

**Applicable Requirements Summary**

Unit Group Process ID No.	Unit Group Process Type	SOP Index No.	Pollutant	State Rule or Federal Regulation Name	Emission Limitation, Standard or Equipment Specification Citation	Textual Description (See Special Term and Condition 1.B.)	Monitoring And Testing Requirements	Recordkeeping Requirements (30 TAC § 122.144)	Reporting Requirements (30 TAC § 122.145)
					§ 115.357(8)	or exuding of process fluid based on sight, smell, or sound.			
BOPFUG	EU	R5352	VOC	30 TAC Chapter 115, Pet. Refinery & Petrochemicals	§ 115.352(1)(B) § 115.352(1) § 115.352(2) § 115.352(2)(A) § 115.352(2)(C) § 115.352(2)(C)(i) § 115.352(2)(C)(ii) § 115.352(2)(C)(iii) § 115.352(3) § 115.352(5) § 115.352(7) § 115.357(12) § 115.357(8)	No compressor seals contacting a fluid with TVP greater than 0.044 psia (gas/vapor or light liquid service) shall be allowed to have a VOC leak, for more than 15 days after discovery which exceeds a screening concentration greater than 10,000 parts per million by volume above background as methane, or the dripping or exuding of process fluid based on sight, smell, or sound.	§ 115.354(1) § 115.354(10) § 115.354(2) § 115.354(5) § 115.354(6) § 115.354(9) [G]§ 115.355	§ 115.352(7) § 115.354(10) § 115.356 [G]§ 115.356(1) [G]§ 115.356(2) § 115.356(3) § 115.356(3)(A) § 115.356(3)(B) [G]§ 115.356(3)(C) § 115.356(5)	None
BOPFUG	EU	R5352	VOC	30 TAC Chapter 115, Pet. Refinery & Petrochemicals	§ 115.352(1)(B) § 115.352(1) § 115.352(2) § 115.352(2)(A) § 115.352(2)(C) § 115.352(2)(C)(i) § 115.352(2)(C)(ii) § 115.352(2)(C)(iii) § 115.352(3) § 115.352(5) § 115.352(7) § 115.357(4) § 115.357(8)	No pump seals that are equipped with a shaft sealing system that prevents or detects emissions of VOCs from the seal shall be allowed to have a VOC leak, for more than 15 days after discovery which exceeds a screening concentration greater than 10,000 parts per million by volume above background as methane, or the dripping or exuding of process fluid based on sight, smell, or sound.	[G]§ 115.355	§ 115.352(7) § 115.356 [G]§ 115.356(1) [G]§ 115.356(2) § 115.356(3) [G]§ 115.356(3)(C) § 115.356(5)	None
BOPFUG	EU	R5352	VOC	30 TAC Chapter 115, Pet. Refinery & Petrochemicals	§ 115.352(1)(B) § 115.352(1) § 115.352(2) § 115.352(2)(A)	No pump seals contacting a fluid with TVP less than or equal to 0.044 psia (heavy liquid service) shall be	§ 115.354(1) § 115.354(2) § 115.354(5) § 115.354(6)	§ 115.352(7) § 115.356 [G]§ 115.356(1) [G]§ 115.356(2)	None



**Applicable Requirements Summary**

Unit Group Process ID No.	Unit Group Process Type	SOP Index No.	Pollutant	State Rule or Federal Regulation Name	Emission Limitation, Standard or Equipment Specification Citation	Textual Description (See Special Term and Condition 1.B.)	Monitoring And Testing Requirements	Recordkeeping Requirements (30 TAC § 122.144)	Reporting Requirements (30 TAC § 122.145)
					§ 115.352(2)(C) § 115.352(2)(C)(i) § 115.352(2)(C)(ii) § 115.352(2)(C)(iii) § 115.352(3) § 115.352(5) § 115.352(7) § 115.357(1) § 115.357(8)	allowed to have a VOC leak, for more than 15 days after discovery which exceeds a screening concentration greater than 10,000 parts per million by volume above background as methane, or the dripping or exuding of process fluid based on sight, smell, or sound.	§ 115.354(9) [G]§ 115.355 § 115.357(1)	§ 115.356(3) [G]§ 115.356(3)(C) § 115.356(5)	
BOPFUG	EU	R5352	VOC	30 TAC Chapter 115, Pet. Refinery & Petrochemicals	§ 115.352(1)(B) § 115.352(1) § 115.352(2) § 115.352(2)(A) § 115.352(2)(C) § 115.352(2)(C)(i) § 115.352(2)(C)(ii) § 115.352(2)(C)(iii) § 115.352(3) § 115.352(5) § 115.352(7) § 115.357(12) § 115.357(8)	No pump seals contacting a fluid with TVP greater than 0.044 psia (gas/vapor or light liquid service) shall be allowed to have a VOC leak, for more than 15 days after discovery which exceeds a screening concentration greater than 10,000 parts per million by volume above background as methane, or the dripping or exuding of process fluid based on sight, smell, or sound.	§ 115.354(1) § 115.354(10) § 115.354(2) § 115.354(5) § 115.354(6) § 115.354(9) [G]§ 115.355	§ 115.352(7) § 115.354(10) § 115.356 [G]§ 115.356(1) [G]§ 115.356(2) § 115.356(3) § 115.356(3)(A) § 115.356(3)(B) [G]§ 115.356(3)(C) § 115.356(5)	None
BOPFUG	EU	R5352	VOC	30 TAC Chapter 115, Pet. Refinery & Petrochemicals	§ 115.357(10)	Instrumentation systems, as defined in 40 CFR §63.161 (January 17, 1997), that meet 40 CFR §63.169 (June 20, 1996) are exempt from the requirements of this division except §115.356(3)(C) of this title.	None	§ 115.356 § 115.356(3) [G]§ 115.356(3)(C)	None
BOPFUG	EU	R5352	VOC	30 TAC Chapter 115, Pet. Refinery & Petrochemicals	§ 115.357(11)	Sampling connection systems, as defined in 40 CFR §63.161 (January 17, 1997), that meet the	None	§ 115.356 § 115.356(3) [G]§ 115.356(3)(C)	None

**Applicable Requirements Summary**

Unit Group Process ID No.	Unit Group Process Type	SOP Index No.	Pollutant	State Rule or Federal Regulation Name	Emission Limitation, Standard or Equipment Specification Citation	Textual Description (See Special Term and Condition 1.B.)	Monitoring And Testing Requirements	Recordkeeping Requirements (30 TAC § 122.144)	Reporting Requirements (30 TAC § 122.145)
						requirements of 40 CFR §63.166(a) and (b) (June 20, 1996) are exempt from the requirements of this division except §115.356(3)(C) of this title.			
BOPFUG	EU	R5352	VOC	30 TAC Chapter 115, Pet. Refinery & Petrochemicals	§ 115.357(13)	Components/systems that contact a process fluid containing VOC having a true vapor pressure equal to or less than 0.002 psia at 68 degrees Fahrenheit are exempt from the requirements of this division except §115.356(3)(C) of this title.	None	§ 115.356 § 115.356(3) [G]§ 115.356(3)(C)	None
BOPFUG	EU	R5352	VOC	30 TAC Chapter 115, Pet. Refinery & Petrochemicals	§ 115.357(6)	Components at a petroleum refinery or synthetic organic chemical, polymer, resin, or methyl-tert-butyl ether manufacturing process, that contact a process fluid that contains less than 10% VOC by weight are exempt from the requirements of this division except §115.356(3)(C) of this title.	None	§ 115.356 § 115.356(3) [G]§ 115.356(3)(C)	None
BOPFUG	EU	R5352	VOC	30 TAC Chapter 115, Pet. Refinery & Petrochemicals	§ 115.357(2) § 115.352(9)	Conservation vents or other devices on atmospheric storage tanks that are actuated either by a vacuum or a pressure of no more than 2.5 psig, pressure relief valves equipped with a rupture disk or venting to a control device, components in continuous vacuum service, and valves that are	None	§ 115.356 § 115.356(3) [G]§ 115.356(3)(C)	None

**Applicable Requirements Summary**

Unit Group Process ID No.	Unit Group Process Type	SOP Index No.	Pollutant	State Rule or Federal Regulation Name	Emission Limitation, Standard or Equipment Specification Citation	Textual Description (See Special Term and Condition 1.B.)	Monitoring And Testing Requirements	Recordkeeping Requirements (30 TAC § 122.144)	Reporting Requirements (30 TAC § 122.145)
						not externally regulated (such as in-line check valves) are exempt from the requirements of this division, except that each pressure relief valve equipped with a rupture disk must comply with §115.352(9) and §115.			
BOPFUG	EU	R5352	VOC	30 TAC Chapter 115, Pet. Refinery & Petrochemicals	§ 115.352(1)(A) § 115.352(1) § 115.352(2) § 115.352(2)(A) § 115.352(3) § 115.352(7) § 115.357(1)	No process drains contacting a fluid with TVP less than or equal to 0.044 psia (heavy liquid service) shall be allowed to have a VOC leak, for more than 15 days after discovery, which exceeds a screening concentration greater than 500 parts per million by volume above background as methane, or the dripping or exuding of process fluid based on sight, smell, or sound.	§ 115.354(1) § 115.354(5) § 115.354(6) § 115.354(9) [G]§ 115.355 § 115.357(1)	§ 115.352(7) § 115.356 [G]§ 115.356(1) [G]§ 115.356(2) § 115.356(3) § 115.356(3)(A) § 115.356(3)(B) [G]§ 115.356(3)(C) § 115.356(5)	None
BOPFUG	EU	R5352	VOC	30 TAC Chapter 115, Pet. Refinery & Petrochemicals	§ 115.352(1)(A) § 115.352(1) § 115.352(2) § 115.352(2)(A) § 115.352(3) § 115.352(7)	No process drains contacting a fluid with TVP greater than 0.044 psia (gas/vapor or light liquid service) shall be allowed to have a VOC leak, for more than 15 days after discovery, which exceeds a screening concentration greater than 500 parts per million by volume above background as methane, or the dripping or exuding of process fluid based on	§ 115.354(1) § 115.354(10) § 115.354(5) § 115.354(6) § 115.354(9) [G]§ 115.355	§ 115.352(7) § 115.354(10) § 115.356 [G]§ 115.356(1) [G]§ 115.356(2) § 115.356(3) § 115.356(3)(A) § 115.356(3)(B) § 115.356(5)	None

**Applicable Requirements Summary**

Unit Group Process ID No.	Unit Group Process Type	SOP Index No.	Pollutant	State Rule or Federal Regulation Name	Emission Limitation, Standard or Equipment Specification Citation	Textual Description (See Special Term and Condition 1.B.)	Monitoring And Testing Requirements	Recordkeeping Requirements (30 TAC § 122.144)	Reporting Requirements (30 TAC § 122.145)
						sight, smell, or sound.			
BOPFUG	EU	R5352	VOC	30 TAC Chapter 115, Pet. Refinery & Petrochemicals	§ 115.352(1)(A) § 115.352(1) § 115.352(2) § 115.352(2)(A) § 115.352(2)(B) § 115.352(3) § 115.352(5) § 115.352(7) § 115.352(9) § 115.357(1) § 115.357(8) § 115.357(9)	No pressure relief valves contacting a fluid with TVP less than or equal to 0.044 psia (heavy liquid service) shall be allowed to have a VOC leak, for more than 15 days after discovery, which exceeds a screening concentration greater than 500 parts per million by volume above background as methane, or the dripping or exuding of process fluid based on sight, smell, or sound.	§ 115.354(1) § 115.354(2) § 115.354(4) § 115.354(5) § 115.354(6) [G]§ 115.354(7) § 115.354(9) [G]§ 115.355 § 115.357(1)	§ 115.352(7) § 115.356 [G]§ 115.356(1) [G]§ 115.356(2) § 115.356(3) § 115.356(3)(A) § 115.356(3)(B) [G]§ 115.356(3)(C) § 115.356(5)	[G]§ 115.354(7)
BOPFUG	EU	R5352	VOC	30 TAC Chapter 115, Pet. Refinery & Petrochemicals	§ 115.352(1)(A) § 115.352(1) § 115.352(2) § 115.352(2)(A) § 115.352(2)(B) § 115.352(3) § 115.352(5) § 115.352(7) § 115.352(9) § 115.357(12) § 115.357(8) § 115.357(9)	No pressure relief valves contacting a fluid with TVP greater than 0.044 psia (gas/vapor or light liquid service) shall be allowed to have a VOC leak, for more than 15 days after discovery, which exceeds a screening concentration greater than 500 parts per million by volume above background as methane, or the dripping or exuding of process fluid based on sight, smell, or sound.	§ 115.354(1) § 115.354(10) § 115.354(2) § 115.354(4) § 115.354(5) § 115.354(6) [G]§ 115.354(7) § 115.354(9) [G]§ 115.355	§ 115.352(7) § 115.354(10) § 115.356 [G]§ 115.356(1) [G]§ 115.356(2) § 115.356(3) § 115.356(3)(A) § 115.356(3)(B) [G]§ 115.356(3)(C) § 115.356(5)	[G]§ 115.354(7)
BOPFUG	EU	R5352	VOC	30 TAC Chapter 115, Pet. Refinery & Petrochemicals	§ 115.352(1)(A) § 115.352(1) § 115.352(2) § 115.352(2)(A) § 115.352(2)(B) § 115.352(3) § 115.352(4)	No open-ended valves or lines contacting a fluid with TVP less than or equal to 0.044 psia (heavy liquid service) shall be allowed to have a VOC leak, for more than 15 days after	§ 115.354(1) § 115.354(2) § 115.354(5) § 115.354(6) [G]§ 115.354(7) § 115.354(9) [G]§ 115.355	§ 115.352(7) § 115.356 [G]§ 115.356(1) [G]§ 115.356(2) § 115.356(3) § 115.356(3)(A) § 115.356(3)(B)	[G]§ 115.354(7)

**Applicable Requirements Summary**

Unit Group Process ID No.	Unit Group Process Type	SOP Index No.	Pollutant	State Rule or Federal Regulation Name	Emission Limitation, Standard or Equipment Specification Citation	Textual Description (See Special Term and Condition 1.B.)	Monitoring And Testing Requirements	Recordkeeping Requirements (30 TAC § 122.144)	Reporting Requirements (30 TAC § 122.145)
					§ 115.352(5) § 115.352(6) § 115.352(7) § 115.357(1) § 115.357(8) § 115.357(9)	discovery, which exceeds a screening concentration greater than 500 parts per million by volume above background as methane, or the dripping or exuding of process fluid based on sight, smell, or sound.	§ 115.357(1)	[G]§ 115.356(3)(C) § 115.356(5)	
BOPFUG	EU	R5352	VOC	30 TAC Chapter 115, Pet. Refinery & Petrochemicals	§ 115.352(1)(A) § 115.352(1) § 115.352(2) § 115.352(2)(A) § 115.352(2)(B) § 115.352(3) § 115.352(4) § 115.352(5) § 115.352(6) § 115.352(7) § 115.357(12) § 115.357(8) § 115.357(9)	No open-ended valves or lines contacting a fluid with TVP greater than 0.044 psia (gas/vapor or light liquid service) shall be allowed to have a VOC leak, for more than 15 days after discovery, which exceeds a screening concentration greater than 500 parts per million by volume above background as methane, or the dripping or exuding of process fluid based on sight, smell, or sound.	§ 115.354(1) § 115.354(10) § 115.354(2) § 115.354(5) § 115.354(6) [G]§ 115.354(7) § 115.354(9) [G]§ 115.355	§ 115.352(7) § 115.354(10) § 115.356 [G]§ 115.356(1) [G]§ 115.356(2) § 115.356(3) § 115.356(3)(A) § 115.356(3)(B) [G]§ 115.356(3)(C) § 115.356(5)	[G]§ 115.354(7)
BOPFUG	EU	R5352	VOC	30 TAC Chapter 115, Pet. Refinery & Petrochemicals	§ 115.352(1)(A) § 115.352(1) § 115.352(2) § 115.352(2)(A) § 115.352(2)(B) § 115.352(3) § 115.352(4) § 115.352(5) § 115.352(6) § 115.352(7) § 115.357(1) § 115.357(8) § 115.357(9)	No valves contacting a fluid with TVP less than or equal to 0.044 psia (heavy liquid service) shall be allowed to have a VOC leak, for more than 15 days after discovery, which exceeds a screening concentration greater than 500 parts per million by volume above background as methane, or the dripping or exuding of process fluid based on sight, smell, or sound.	§ 115.354(1) § 115.354(2) § 115.354(5) § 115.354(6) [G]§ 115.354(7) § 115.354(9) [G]§ 115.355 § 115.357(1)	§ 115.352(7) § 115.356 [G]§ 115.356(1) [G]§ 115.356(2) § 115.356(3) § 115.356(3)(A) § 115.356(3)(B) § 115.356(5)	[G]§ 115.354(7)
BOPFUG	EU	R5352	VOC	30 TAC Chapter	§ 115.352(1)(A)	No valves contacting a fluid	§ 115.354(1)	§ 115.352(7)	[G]§ 115.354(7)

**Applicable Requirements Summary**

Unit Group Process ID No.	Unit Group Process Type	SOP Index No.	Pollutant	State Rule or Federal Regulation Name	Emission Limitation, Standard or Equipment Specification Citation	Textual Description (See Special Term and Condition 1.B.)	Monitoring And Testing Requirements	Recordkeeping Requirements (30 TAC § 122.144)	Reporting Requirements (30 TAC § 122.145)
				115, Pet. Refinery & Petrochemicals	§ 115.352(1) § 115.352(2) § 115.352(2)(A) § 115.352(2)(B) § 115.352(3) § 115.352(4) § 115.352(5) § 115.352(6) § 115.352(7) § 115.357(12) § 115.357(8) § 115.357(9)	with TVP greater than 0.044 psia (gas/vapor or light liquid service) shall be allowed to have a VOC leak, for more than 15 days after discovery, which exceeds a screening concentration greater than 500 parts per million by volume above background as methane, or the dripping or exuding of process fluid based on sight, smell, or sound.	§ 115.354(10) § 115.354(2) § 115.354(5) § 115.354(6) [G]§ 115.354(7) § 115.354(9) [G]§ 115.355	§ 115.354(10) § 115.356 [G]§ 115.356(1) [G]§ 115.356(2) § 115.356(3) § 115.356(3)(A) § 115.356(3)(B) [G]§ 115.356(3)(C) § 115.356(5)	
BOPFUG	EU	63H	112(B) HAPS	40 CFR Part 63, Subpart H	[G]§ 63.165 § 63.162(a) § 63.162(c) [G]§ 63.162(g) § 63.162(h) [G]§ 63.171	Standards: Pressure relief device in gas/vapor service. §63.165(a)-(d)	[G]§ 63.165 [G]§ 63.180(b) [G]§ 63.180(c) [G]§ 63.180(d)	§ 63.181(a) [G]§ 63.181(b) § 63.181(c) [G]§ 63.181(f)	[G]§ 63.182(a) [G]§ 63.182(b) § 63.182(c) [G]§ 63.182(c)(1) § 63.182(c)(4) [G]§ 63.182(d)
BOPFUG	EU	63H	112(B) HAPS	40 CFR Part 63, Subpart H	§ 63.172(d) § 63.11(b) § 63.172(e) [G]§ 63.172(h) § 63.172(m)	Flares used to comply with this subpart shall comply with the requirements of § 63.11(b) of 40 CFR 63, Subpart A.	§ 63.172(e) [G]§ 63.172(h) [G]§ 63.180(b) [G]§ 63.180(d) [G]§ 63.180(e)	§ 63.181(a) [G]§ 63.181(b) § 63.181(c) [G]§ 63.181(d) § 63.181(g) § 63.181(g)(1)(i) § 63.181(g)(1)(ii) § 63.181(g)(1)(iii) § 63.181(g)(1)(iv) [G]§ 63.181(g)(2)	[G]§ 63.182(a) [G]§ 63.182(b) § 63.182(c) [G]§ 63.182(c)(1) § 63.182(c)(4) [G]§ 63.182(d)
BOPFUG	EU	63H	112(B) HAPS	40 CFR Part 63, Subpart H	§ 63.172(a) [G]§ 63.172(h) § 63.172(i) § 63.172(j)(1) § 63.172(j)(2) § 63.172(m)	Owners/operators of closed-vent systems and control devices used to comply with provisions of this subpart shall comply with the provisions of this section, except as provided in §63.162(b).	[G]§ 63.172(f)(1) [G]§ 63.172(f)(2) § 63.172(g) [G]§ 63.172(h) § 63.172(j)(1) § 63.172(j)(2) [G]§ 63.180(b) [G]§ 63.180(d)	§ 63.118(a)(3) § 63.172(j)(1) § 63.181(a) [G]§ 63.181(b) § 63.181(c) [G]§ 63.181(d) § 63.181(g) § 63.181(g)(1)(i)	[G]§ 63.182(a) [G]§ 63.182(b) § 63.182(c) [G]§ 63.182(c)(1) § 63.182(c)(4) [G]§ 63.182(d)

**Applicable Requirements Summary**

<b>Unit Group Process ID No.</b>	<b>Unit Group Process Type</b>	<b>SOP Index No.</b>	<b>Pollutant</b>	<b>State Rule or Federal Regulation Name</b>	<b>Emission Limitation, Standard or Equipment Specification Citation</b>	<b>Textual Description (See Special Term and Condition 1.B.)</b>	<b>Monitoring And Testing Requirements</b>	<b>Recordkeeping Requirements (30 TAC § 122.144)</b>	<b>Reporting Requirements (30 TAC § 122.145)</b>
								§ 63.181(g)(1)(ii) [G]§ 63.181(g)(2) [G]§ 63.181(g)(3)	
BOPFUG	EU	63H	112(B) HAPS	40 CFR Part 63, Subpart H	§ 63.170 § 63.162(a) § 63.162(c) [G]§ 63.162(g) § 63.162(h) [G]§ 63.171	Standards: Surge control vessels and bottom receivers.	[G]§ 63.180(b) [G]§ 63.180(d)	§ 63.181(a) [G]§ 63.181(b) § 63.181(c) [G]§ 63.181(i)	[G]§ 63.182(a) [G]§ 63.182(b) § 63.182(c) [G]§ 63.182(c)(1) § 63.182(c)(4) [G]§ 63.182(d)
BOPFUG	EU	63H	112(B) HAPS	40 CFR Part 63, Subpart H	[G]§ 63.169 § 63.162(a) § 63.162(c) [G]§ 63.162(f) [G]§ 63.162(g) § 63.162(h) [G]§ 63.171	Standards: Instrumentation systems. §63.169(a)-(d)	[G]§ 63.169 [G]§ 63.180(b) [G]§ 63.180(d)	§ 63.181(a) [G]§ 63.181(b) § 63.181(c) [G]§ 63.181(d) [G]§ 63.181(i)	[G]§ 63.182(a) [G]§ 63.182(b) § 63.182(c) [G]§ 63.182(c)(1) § 63.182(c)(4) [G]§ 63.182(d)
BOPFUG	EU	63H	112(B) HAPS	40 CFR Part 63, Subpart H	[G]§ 63.169 § 63.162(a) § 63.162(c) [G]§ 63.162(f) [G]§ 63.162(g) § 63.162(h) [G]§ 63.171	Standards: Pressure relief devices in liquid service. §63.169(a)-(d)	[G]§ 63.169 [G]§ 63.180(b) [G]§ 63.180(d)	§ 63.181(a) [G]§ 63.181(b) § 63.181(c) [G]§ 63.181(d) [G]§ 63.181(i)	[G]§ 63.182(a) [G]§ 63.182(b) § 63.182(c) [G]§ 63.182(c)(1) § 63.182(c)(4) [G]§ 63.182(d)
BOPFUG	EU	63H	112(B) HAPS	40 CFR Part 63, Subpart H	[G]§ 63.169 § 63.162(a) § 63.162(c) [G]§ 63.162(f) [G]§ 63.162(g) § 63.162(h) [G]§ 63.171	Standards: Connectors in heavy liquid service. §63.169(a)-(d)	[G]§ 63.169 [G]§ 63.180(b) [G]§ 63.180(d)	§ 63.181(a) [G]§ 63.181(b) § 63.181(c) [G]§ 63.181(d) [G]§ 63.181(i)	[G]§ 63.182(a) [G]§ 63.182(b) § 63.182(c) [G]§ 63.182(c)(1) § 63.182(c)(4) [G]§ 63.182(d)
BOPFUG	EU	63H	112(B) HAPS	40 CFR Part 63, Subpart H	[G]§ 63.168 § 63.162(a) § 63.162(c) [G]§ 63.162(f) [G]§ 63.162(g) § 63.162(h)	Standards: Valves in gas/vapor service and in light liquid service. §63.168(a)-(j)	[G]§ 63.168 [G]§ 63.175 [G]§ 63.180(b) [G]§ 63.180(d)	§ 63.181(a) [G]§ 63.181(b) § 63.181(c) [G]§ 63.181(d) § 63.181(h) [G]§ 63.181(h)(1)	[G]§ 63.182(a) [G]§ 63.182(b) § 63.182(c) [G]§ 63.182(c)(1) § 63.182(c)(4) [G]§ 63.182(d)

**Applicable Requirements Summary**

Unit Group Process ID No.	Unit Group Process Type	SOP Index No.	Pollutant	State Rule or Federal Regulation Name	Emission Limitation, Standard or Equipment Specification Citation	Textual Description (See Special Term and Condition 1.B.)	Monitoring And Testing Requirements	Recordkeeping Requirements (30 TAC § 122.144)	Reporting Requirements (30 TAC § 122.145)
					[G]§ 63.171 [G]§ 63.175			[G]§ 63.181(h)(2) § 63.181(h)(4) [G]§ 63.181(h)(5) § 63.181(h)(6) § 63.181(h)(7)	
BOPFUG	EU	63H	112(B) HAPS	40 CFR Part 63, Subpart H	[G]§ 63.163 § 63.162(a) § 63.162(c) [G]§ 63.162(f) [G]§ 63.162(g) § 63.162(h) [G]§ 63.171 [G]§ 63.176	Standards: Pumps in light liquid service. §63.163(a)-(j)	[G]§ 63.163 [G]§ 63.176 [G]§ 63.180(b) [G]§ 63.180(d)	§ 63.181(a) [G]§ 63.181(b) § 63.181(c) [G]§ 63.181(d) § 63.181(h) [G]§ 63.181(h)(3) § 63.181(h)(4) [G]§ 63.181(h)(5) § 63.181(h)(6) § 63.181(h)(7) § 63.181(h)(8)	[G]§ 63.182(a) [G]§ 63.182(b) § 63.182(c) [G]§ 63.182(c)(1) § 63.182(c)(4) [G]§ 63.182(d)
BOPFUG	EU	63H	112(B) HAPS	40 CFR Part 63, Subpart H	[G]§ 63.164 § 63.162(a) § 63.162(c) [G]§ 63.162(f) [G]§ 63.162(g) § 63.162(h) [G]§ 63.171	Standards: Compressors. §63.164(a)-(i)	[G]§ 63.164 [G]§ 63.180(b) [G]§ 63.180(c) [G]§ 63.180(d)	§ 63.181(a) [G]§ 63.181(b) § 63.181(c) [G]§ 63.181(d) [G]§ 63.181(f)	[G]§ 63.182(a) [G]§ 63.182(b) § 63.182(c) [G]§ 63.182(c)(1) § 63.182(c)(4) [G]§ 63.182(d)
BOPFUG	EU	63H	112(B) HAPS	40 CFR Part 63, Subpart H	[G]§ 63.174 § 63.162(a) § 63.162(c) [G]§ 63.162(f) [G]§ 63.162(g) § 63.162(h) [G]§ 63.171	Standards: Connectors in gas/vapor service and in light liquid service. §63.174(a)-(j)	[G]§ 63.174 [G]§ 63.180(b) [G]§ 63.180(d)	§ 63.181(a) [G]§ 63.181(b) § 63.181(c) [G]§ 63.181(d)	[G]§ 63.182(a) [G]§ 63.182(b) § 63.182(c) [G]§ 63.182(c)(1) § 63.182(c)(4) [G]§ 63.182(d)
BOPFUG	EU	63H	112(B) HAPS	40 CFR Part 63, Subpart H	[G]§ 63.166 § 63.162(a) § 63.162(c) [G]§ 63.162(g) § 63.162(h) [G]§ 63.171	Standards: Sampling connection systems. §63.166(a)-(c)	[G]§ 63.180(b) [G]§ 63.180(d)	§ 63.181(a) [G]§ 63.181(b) § 63.181(c) [G]§ 63.181(i)	[G]§ 63.182(a) [G]§ 63.182(b) § 63.182(c) [G]§ 63.182(c)(1) § 63.182(c)(4) [G]§ 63.182(d)



**Applicable Requirements Summary**

Unit Group Process ID No.	Unit Group Process Type	SOP Index No.	Pollutant	State Rule or Federal Regulation Name	Emission Limitation, Standard or Equipment Specification Citation	Textual Description (See Special Term and Condition 1.B.)	Monitoring And Testing Requirements	Recordkeeping Requirements (30 TAC § 122.144)	Reporting Requirements (30 TAC § 122.145)
BOPFUG	EU	63H	112(B) HAPS	40 CFR Part 63, Subpart H	[G]§ 63.169 § 63.162(a) § 63.162(c) [G]§ 63.162(f) [G]§ 63.162(g) § 63.162(h) [G]§ 63.171	Standards: Pumps in heavy liquid service. §63.169(a)-(d)	[G]§ 63.169 [G]§ 63.180(b) [G]§ 63.180(d)	§ 63.181(a) [G]§ 63.181(b) § 63.181(c) [G]§ 63.181(d) [G]§ 63.181(i)	[G]§ 63.182(a) [G]§ 63.182(b) § 63.182(c) [G]§ 63.182(c)(1) § 63.182(c)(4) [G]§ 63.182(d)
BOPFUG	EU	63H	112(B) HAPS	40 CFR Part 63, Subpart H	[G]§ 63.169 § 63.162(a) § 63.162(c) [G]§ 63.162(f) [G]§ 63.162(g) § 63.162(h) [G]§ 63.171	Standards: Valves in heavy liquid service. §63.169(a)-(d)	[G]§ 63.169 [G]§ 63.180(b) [G]§ 63.180(d)	§ 63.181(a) [G]§ 63.181(b) § 63.181(c) [G]§ 63.181(d) [G]§ 63.181(i)	[G]§ 63.182(a) [G]§ 63.182(b) § 63.182(c) [G]§ 63.182(c)(1) § 63.182(c)(4) [G]§ 63.182(d)
BOPFUG	EU	63YY	112(B) HAPS	40 CFR Part 63, Subpart YY	§ 63.1103(e)-Table 7(f)(1)(ii) [G]§ 63.1024 § 63.1100(g) § 63.1100(g)(4)(ii) § 63.1103(e)(3) [G]§ 63.1103(e)(9) § 63.1107(h) [G]§ 63.1107(h)(4)	For equipment that contains or contacts greater than or equal to 5 weight-percent organic HAP and is not in vacuum service, comply with §63.1103(e)(9) and subpart UU of this part, as modified by Table 7.	[G]§ 63.1023 [G]§ 63.1024(c) [G]§ 63.1025 [G]§ 63.1026 [G]§ 63.1027 [G]§ 63.1028 [G]§ 63.1029 [G]§ 63.1031 [G]§ 63.1032 [G]§ 63.1033 § 63.1103(e)-Table 7(f)(ii) [G]§ 63.7(a)(4) [G]§ 63.7(c) § 63.7(e)(4) [G]§ 63.7(g)(2)	[G]§ 63.10(b)(2)(vi) § 63.1023(e)(2) § 63.1024(d) [G]§ 63.1024(f) [G]§ 63.1038 § 63.1103(e)-Table 7(f)(ii) § 63.1109(a) § 63.1109(b) § 63.1109(c) § 63.1109(d)	[G]§ 63.1024 [G]§ 63.1039 § 63.1103(e)-Table 7(f)(ii) [G]§ 63.1110(a) [G]§ 63.1110(b) [G]§ 63.1110(c) [G]§ 63.1110(d) § 63.1110(e) § 63.1110(e)(1) § 63.1110(e)(2) § 63.1110(e)(3) [G]§ 63.1110(f) [G]§ 63.1110(g) [G]§ 63.1110(h)
BOPIXES1	PRO	R5461-3	VOC	30 TAC Chapter 115, Subchapter E, Division 6	§ 115.461(b)	The owner or operator of any process or operation subject to another division of this chapter that specifies solvent cleaning operation requirements related to that process or operation is exempt from the	None	§ 115.468(b)(2) § 115.468(b)(5)	None

**Applicable Requirements Summary**

Unit Group Process ID No.	Unit Group Process Type	SOP Index No.	Pollutant	State Rule or Federal Regulation Name	Emission Limitation, Standard or Equipment Specification Citation	Textual Description (See Special Term and Condition 1.B.)	Monitoring And Testing Requirements	Recordkeeping Requirements (30 TAC § 122.144)	Reporting Requirements (30 TAC § 122.145)
						requirements in this division.			
BOPIXES2	PRO	R5461-4	VOC	30 TAC Chapter 115, Subchapter E, Division 6	[G]§ 115.461(d) [G]§ 115.463(c)	The following are exempt from the VOC limits in §115.463(a) of this title (relating to Control Requirements): §115.461(d)(1)-(17)	None	§ 115.468(b)(2) § 115.468(b)(5)	None
BOPIXES3	PRO	R5461-5	VOC	30 TAC Chapter 115, Subchapter E, Division 6	§ 115.461(e) [G]§ 115.463(c) [G]§ 115.463(d)	Cleaning solvents supplied in aerosol cans are exempt from the VOC limits in §115.463(a) of this title if total use for the property is less than 160 fluid ounces per day.	None	§ 115.468(b)(2) § 115.468(b)(5)	None
BOPIXSPR OA	PRO	R5463-6	VOC	30 TAC Chapter 115, Subchapter E, Division 6	§ 115.463(a)(1) [G]§ 115.463(c)	The owner or operator shall limit the volatile organic compounds (VOC) content of cleaning solutions to 0.42 pound of VOC per gallon of solution (lb VOC/gal solution), as applied.	[G]§ 115.465(1)	§ 115.468(b)(1) § 115.468(b)(5)	None
BOPIXSPR OB	PRO	R5463-7	VOC	30 TAC Chapter 115, Subchapter E, Division 6	§ 115.463(a)(2) [G]§ 115.463(c)	The owner or operator shall limit the composite partial vapor pressure of the cleaning solution to 8.0 millimeters of mercury at 20 degrees Celsius (68 degrees Fahrenheit).	[G]§ 115.465(1)	§ 115.468(b)(1) § 115.468(b)(5)	None
BOPXCT	EU	115H	Highly Reactive VOC	30 TAC Chapter 115, HRVOC Cooling Towers	§ 115.761(c)(1) § 115.761(c)(3) § 115.764(a)(1) § 115.766(i)	HRVOC emissions at each site located in Harris County that is subject to this division or Division 1 of this subchapter must not exceed 1,200 pounds of HRVOCs per one-hour block period	§ 115.764(a)(1) § 115.764(a)(3) [G]§ 115.764(a)(6) § 115.764(c)	§ 115.766(a)(1) § 115.766(a)(2) § 115.766(a)(3) § 115.766(a)(5) § 115.766(a)(6) § 115.766(c) [G]§ 115.766(g)	§ 115.766(i)(2)

**Applicable Requirements Summary**

Unit Group Process ID No.	Unit Group Process Type	SOP Index No.	Pollutant	State Rule or Federal Regulation Name	Emission Limitation, Standard or Equipment Specification Citation	Textual Description (See Special Term and Condition 1.B.)	Monitoring And Testing Requirements	Recordkeeping Requirements (30 TAC § 122.144)	Reporting Requirements (30 TAC § 122.145)
						from any flare, vent, pressure relief valve, cooling tower, or any combination.		[G]§ 115.766(h) § 115.766(i)(1)	
BOPXCT	EU	63YY	112(B) HAPS	40 CFR Part 63, Subpart YY	§ 63.1103(e)-Table 7(h) [G]§ 63.1085 § 63.1103(e)(3) § 63.1108(a) [G]§ 63.1108(a)(4)	Comply with the heat exchange system requirements of subpart XX of this part.	§ 63.1085(a) § 63.1085(e) § 63.1085(f) [G]§ 63.1086 [G]§ 63.1087 [G]§ 63.1088 § 63.1103-Table 7(h) [G]§ 63.1108(b) [G]§ 63.7(a)(4) [G]§ 63.7(c) § 63.7(e)(4) [G]§ 63.7(g)(2)	[G]§ 63.10(b)(2)(vi) § 63.1089(a) § 63.1089(b) § 63.1089(c) [G]§ 63.1089(d) § 63.1103-Table 7(h) § 63.1109(a) § 63.1109(b) § 63.1109(c) § 63.1109(d)	[G]§ 63.1090 § 63.1103-Table 7(h) [G]§ 63.1110(a) [G]§ 63.1110(b) [G]§ 63.1110(c) [G]§ 63.1110(d) § 63.1110(e) § 63.1110(e)(1) § 63.1110(e)(2) § 63.1110(e)(3) [G]§ 63.1110(f) [G]§ 63.1110(g) [G]§ 63.1110(h)
BOPXPAC1	EU	R7300	CO	30 TAC Chapter 117, Subchapter B	§ 117.310(c)(1) § 117.310(c)(1)(B)	CO emissions must not exceed 3.0 g/hp-hr for stationary internal combustion engines.	[G]§ 117.335(a)(1) § 117.335(a)(4) § 117.335(b) § 117.335(d) § 117.335(e) § 117.335(g) § 117.340(a) § 117.340(h) § 117.8000(b) § 117.8000(c) § 117.8000(c)(2) § 117.8000(c)(3) § 117.8000(c)(5) § 117.8000(c)(6) [G]§ 117.8000(d) § 117.8140(a) § 117.8140(a)(1) § 117.8140(a)(2) § 117.8140(a)(2)(A) [G]§ 117.8140(a)(2)(B)	§ 117.345(a) § 117.345(f) § 117.345(f)(1) [G]§ 117.345(f)(10) § 117.345(f)(3) § 117.345(f)(3)(A) § 117.345(f)(3)(A)(ii) § 117.345(f)(9)	§ 117.335(b) § 117.335(g) [G]§ 117.345(b) [G]§ 117.345(c) § 117.8010 [G]§ 117.8010(1) § 117.8010(2) § 117.8010(2)(A) § 117.8010(2)(B) [G]§ 117.8010(3) § 117.8010(4) [G]§ 117.8010(5) § 117.8010(6) [G]§ 117.8010(7)

**Applicable Requirements Summary**

Unit Group Process ID No.	Unit Group Process Type	SOP Index No.	Pollutant	State Rule or Federal Regulation Name	Emission Limitation, Standard or Equipment Specification Citation	Textual Description (See Special Term and Condition 1.B.)	Monitoring And Testing Requirements	Recordkeeping Requirements (30 TAC § 122.144)	Reporting Requirements (30 TAC § 122.145)
							§ 117.8140(b)		
BOPXPAC1	EU	60IIII-2	PM	40 CFR Part 60, Subpart IIII	§ 60.4204(b) § 60.4201(d)(1) § 60.4206 § 60.4207(b) [G]§ 60.4211(a) § 60.4211(c) § 60.4218 § 94.8(a)(2)	Owners and operators of non-emergency stationary CI ICE with a displacement of greater than or equal to 10 liters per cylinder and less than 15 liters per cylinder and is a 2007 - 2012 model year must comply with a PM emission limit of 0.27 g/KW-hr, as stated in 40 CFR 60.4201(d)(1) and 40 CFR 94.8(a)(2).	§ 60.4209(b)	[G]§ 60.4214(a)(2) § 60.4214(c)	[G]§ 60.4214(a)(1)
BOPXPAC1	EU	60IIII-2	Total Hydrocarbons/NO <sub>x</sub>	40 CFR Part 60, Subpart IIII	§ 60.4204(b) § 60.4201(d)(1) § 60.4206 § 60.4207(b) [G]§ 60.4211(a) § 60.4211(c) § 60.4218 § 94.8(a)(2)	Owners and operators of non-emergency stationary CI ICE with a displacement of greater than or equal to 10 liters per cylinder and less than 15 liters per cylinder and is a 2007 - 2012 model year must comply with a THC+NO <sub>x</sub> emission limit of 7.8 g/KW-hr, as stated in 40 CFR 60.4201(d)(1) and 40 CFR 94.8(a)(2).	§ 60.4209(b)	[G]§ 60.4214(a)(2) § 60.4214(c)	[G]§ 60.4214(a)(1)
BOPXPAC1	EU	63ZZZZ	112(B) HAPS	40 CFR Part 63, Subpart ZZZZ	§ 63.6590(c)	Stationary RICE subject to Regulations under 40 CFR Part 60. An affected source that meets any of the criteria in paragraphs (c)(1) through (7) of this section must meet the requirements of this part by meeting the requirements of 40 CFR part 60 subpart IIII, for compression ignition	None	None	None

**Applicable Requirements Summary**

Unit Group Process ID No.	Unit Group Process Type	SOP Index No.	Pollutant	State Rule or Federal Regulation Name	Emission Limitation, Standard or Equipment Specification Citation	Textual Description (See Special Term and Condition 1.B.)	Monitoring And Testing Requirements	Recordkeeping Requirements (30 TAC § 122.144)	Reporting Requirements (30 TAC § 122.145)
						engines or 40 CFR part 60 subpart JJJJ, for spark ignition engines as applicable. No further requirements apply for such engines under this part.			
BOPXPAC2	EU	R7300	CO	30 TAC Chapter 117, Subchapter B	§ 117.310(c)(1) § 117.310(c)(1)(B)	CO emissions must not exceed 3.0 g/hp-hr for stationary internal combustion engines.	[G]§ 117.335(a)(1) § 117.335(a)(4) § 117.335(b) § 117.335(d) § 117.335(e) § 117.335(g) § 117.340(a)(2)(C) § 117.340(h) § 117.8000(b) § 117.8000(c) § 117.8000(c)(2) § 117.8000(c)(3) § 117.8000(c)(5) § 117.8000(c)(6) [G]§ 117.8000(d) § 117.8140(a) § 117.8140(a)(1) § 117.8140(a)(2) § 117.8140(a)(2)(A) [G]§ 117.8140(a)(2)(B) § 117.8140(b)	§ 117.345(a) § 117.345(f) [G]§ 117.345(f)(10) § 117.345(f)(3) § 117.345(f)(3)(A) § 117.345(f)(3)(A)(ii) § 117.345(f)(9)	§ 117.335(b) § 117.335(g) [G]§ 117.345(b) [G]§ 117.345(c) § 117.8010 [G]§ 117.8010(1) § 117.8010(2) § 117.8010(2)(A) § 117.8010(2)(B) [G]§ 117.8010(3) § 117.8010(4) [G]§ 117.8010(5) § 117.8010(6) [G]§ 117.8010(7)
BOPXPAC2	EU	R7300	NO <sub>x</sub>	30 TAC Chapter 117, Subchapter B	§ 117.310(d)(3) § 117.310(a) § 117.310(a)(9)(E)(vii)(II) § 117.310(b) [G]§ 117.310(e)(1) § 117.310(e)(2) [G]§ 117.310(e)(3) § 117.310(e)(4)	An owner or operator may not use the alternative methods specified in §§ 117.315, 117.323 and 117.9800 to comply with the NO <sub>x</sub> emission specifications but shall use the mass emissions cap and trade program in Chapter 101, Subchapter H, Division 3,	[G]§ 117.335(a)(1) § 117.335(a)(4) § 117.335(b) § 117.335(d) § 117.335(e) § 117.335(g) § 117.340(a)(2)(C) § 117.340(h) § 117.340(l)(2) § 117.340(o)(1)	§ 117.345(a) § 117.345(f) [G]§ 117.345(f)(10) § 117.345(f)(3) § 117.345(f)(3)(A) § 117.345(f)(3)(A)(ii) § 117.345(f)(3)(B) § 117.345(f)(9)	§ 117.335(b) § 117.335(g) § 117.340(p)(2)(D) [G]§ 117.345(b) [G]§ 117.345(c) § 117.8010 [G]§ 117.8010(1) § 117.8010(2) § 117.8010(2)(A) § 117.8010(2)(B)

**Applicable Requirements Summary**

Unit Group Process ID No.	Unit Group Process Type	SOP Index No.	Pollutant	State Rule or Federal Regulation Name	Emission Limitation, Standard or Equipment Specification Citation	Textual Description (See Special Term and Condition 1.B.)	Monitoring And Testing Requirements	Recordkeeping Requirements (30 TAC § 122.144)	Reporting Requirements (30 TAC § 122.145)
					[G]§ 117.310(f) § 117.340(l)(2) § 117.340(p)(1) § 117.340(p)(2)(C) § 117.340(p)(3)	except that electric generating facilities must also comply with the daily and 30-day system cap emission limitations of § 117.320. An owner or operator may use the alternative methods specified in § 117.9800 to comply with § 117.320.	§ 117.340(p)(1) § 117.340(p)(2)(A) § 117.340(p)(2)(B) § 117.340(p)(2)(C) § 117.8000(b) § 117.8000(c) § 117.8000(c)(1) § 117.8000(c)(3) § 117.8000(c)(5) § 117.8000(c)(6) [G]§ 117.8000(d) § 117.8140(a) § 117.8140(a)(1) § 117.8140(a)(2) § 117.8140(a)(2)(A) [G]§ 117.8140(a)(2)(B) § 117.8140(b)		§ 117.8010(2)(C) § 117.8010(2)(D) [G]§ 117.8010(3) § 117.8010(4) [G]§ 117.8010(5) § 117.8010(6) [G]§ 117.8010(7)
BOPXPAC2	EU	60III	HC and NO <sub>x</sub>	40 CFR Part 60, Subpart III	§ 60.4204(b) § 1042.101 § 60.4201(e)(1) § 60.4201(e)(2) § 60.4204(d) § 60.4206 § 60.4207(b) § 60.4211(c) § 60.4211(g) § 60.4211(g)(3) § 60.4218	Owners and operators of non-emergency stationary CI ICE with a maximum engine power less than 600 KW and a displacement of greater than or equal to 10 liters per cylinder and less than 15 liters per cylinder and is a 2013 model year and later must comply with an HC+NO <sub>x</sub> emission limit of 6.2 g/KW-hr, as stated in 40 CFR 60.4201(e)(1)-(2) and 40 CFR 1042.101	§ 60.4209(b) § 60.4211(g)(3) [G]§ 60.4212	§ 60.4211(g)(3) [G]§ 60.4214(a)(2) § 60.4214(c)	[G]§ 60.4214(a)(1)
BOPXPAC2	EU	63ZZZZ-3A	112(B) HAPS	40 CFR Part 63, Subpart ZZZZ	§ 63.6590(c)	Stationary RICE subject to Regulations under 40 CFR Part 60. An affected source that meets any of the criteria in paragraphs (c)(1) through (7) of this section	None	None	None

**Applicable Requirements Summary**

Unit Group Process ID No.	Unit Group Process Type	SOP Index No.	Pollutant	State Rule or Federal Regulation Name	Emission Limitation, Standard or Equipment Specification Citation	Textual Description (See Special Term and Condition 1.B.)	Monitoring And Testing Requirements	Recordkeeping Requirements (30 TAC § 122.144)	Reporting Requirements (30 TAC § 122.145)
						must meet the requirements of this part by meeting the requirements of 40 CFR part 60 subpart IIII, for compression ignition engines or 40 CFR part 60 subpart JJJJ, for spark ignition engines as applicable. No further requirements apply for such engines under this part.			
BOPXXCT	EU	R5767-1	Highly Reactive VOC	30 TAC Chapter 115, HRVOC Cooling Towers	§ 115.767(2)	Any cooling tower heat exchange system in which no individual heat exchanger has greater than 100 ppmw HRVOCs in the process side fluid is exempt from the requirements of this division, with the exception of the recordkeeping requirements of §115.766(b) and (c) of this title.	None	§ 115.766(b) § 115.766(b)(2) § 115.766(c)	None
BOPXXCT	EU	R5767-2	Highly Reactive VOC	30 TAC Chapter 115, HRVOC Cooling Towers	§ 115.767(5)	Any cooling tower heat exchange system with an intervening cooling fluid containing less than 100 ppmw of HRVOC between the process and the cooling water is exempt from the requirements of this division, with the exception of the recordkeeping requirements of §115.766(b) and (c) of this title.	None	§ 115.766(b) § 115.766(b)(2) § 115.766(c)	None
BOPXXFUG	EU	R5780	Highly Reactive	30 TAC Chapter 115, HRVOC	§ 115.787(d) § 115.780(b)	All pumps that are equipped with a shaft sealing system	§ 115.782(d)(2)	[G]§ 115.782(c)(1)(B)(i) [G]§ 115.786(c)	[G]§ 115.782(c)(1)(B)(i) § 115.783(3)(C)

**Applicable Requirements Summary**

Unit Group Process ID No.	Unit Group Process Type	SOP Index No.	Pollutant	State Rule or Federal Regulation Name	Emission Limitation, Standard or Equipment Specification Citation	Textual Description (See Special Term and Condition 1.B.)	Monitoring And Testing Requirements	Recordkeeping Requirements (30 TAC § 122.144)	Reporting Requirements (30 TAC § 122.145)
			VOC	Fugitive Emissions	[G]§ 115.781(a) § 115.782(a) § 115.782(b)(1) § 115.782(b)(2) § 115.782(c)(1) § 115.782(c)(1)(A) § 115.782(c)(1)(B) [G]§ 115.782(c)(1)(B)(i) § 115.782(c)(1)(B)(ii) [G]§ 115.782(c)(1)(B)(iii) § 115.782(c)(1)(B)(iv) § 115.782(c)(1)(C)(i) § 115.782(c)(1)(C)(i)(I) § 115.782(c)(1)(C)(i)(II) § 115.782(c)(1)(C)(i)(III) § 115.782(c)(1)(C)(ii) § 115.783(3) [G]§ 115.783(3)(A) [G]§ 115.783(3)(B) § 115.787(b) § 115.787(b)(1) § 115.787(g)	that prevents or detects emissions of VOC from the seal are exempt from the monitoring requirement of §115.781(b) and (c). Submerged pumps or sealless pumps may be used to satisfy the requirements of this subsection.		§ 115.786(d) § 115.786(d)(1) § 115.786(d)(2) § 115.786(d)(2)(A) § 115.786(d)(2)(B) § 115.786(d)(2)(C) § 115.786(e) § 115.786(g)	[G]§ 115.786(c)
BOPXXFUG	EU	R5780	Highly Reactive VOC	30 TAC Chapter 115, HRVOC Fugitive Emissions	§ 115.787(d) § 115.780(b) [G]§ 115.781(a) § 115.782(a) § 115.782(b)(1)	All compressors that are equipped with a shaft sealing system that prevents or detects emissions of VOC from the	§ 115.782(d)(2)	[G]§ 115.782(c)(1)(B)(i) [G]§ 115.786(c) § 115.786(d) § 115.786(d)(1) § 115.786(d)(2)	[G]§ 115.782(c)(1)(B)(i) § 115.783(3)(C) [G]§ 115.786(c)



**Applicable Requirements Summary**

Unit Group Process ID No.	Unit Group Process Type	SOP Index No.	Pollutant	State Rule or Federal Regulation Name	Emission Limitation, Standard or Equipment Specification Citation	Textual Description (See Special Term and Condition 1.B.)	Monitoring And Testing Requirements	Recordkeeping Requirements (30 TAC § 122.144)	Reporting Requirements (30 TAC § 122.145)
					§ 115.782(b)(2) § 115.782(c)(1) § 115.782(c)(1)(A) § 115.782(c)(1)(B) [G]§ 115.782(c)(1)(B)(i) § 115.782(c)(1)(B)(ii) [G]§ 115.782(c)(1)(B)(iii) § 115.782(c)(1)(B)(iv) § 115.782(c)(1)(C)(i) § 115.782(c)(1)(C)(i)(I) § 115.782(c)(1)(C)(i)(II) § 115.782(c)(1)(C)(i)(III) § 115.782(c)(1)(C)(ii) § 115.783(3) [G]§ 115.783(3)(A) [G]§ 115.783(3)(B) § 115.787(b) § 115.787(b)(1) § 115.787(g)	seal are exempt from the monitoring requirement of §115.781(b) and (c). Submerged pumps or sealless pumps may be used to satisfy the requirements of this subsection.		§ 115.786(d)(2)(A) § 115.786(d)(2)(B) § 115.786(d)(2)(C) § 115.786(e) § 115.786(g)	
BOPXXFUG	EU	R5780	Highly Reactive VOC	30 TAC Chapter 115, HRVOC Fugitive Emissions	§ 115.787(d) § 115.780(b) [G]§ 115.781(a) § 115.782(a) § 115.782(b)(1) § 115.782(b)(2) § 115.782(c)(1) § 115.782(c)(1)(A)	All agitators that are equipped with a shaft sealing system that prevents or detects emissions of VOC from the seal are exempt from the monitoring requirement of §115.781(b) and (c).	§ 115.782(d)(2)	[G]§ 115.782(c)(1)(B)(i) [G]§ 115.786(c) § 115.786(d) § 115.786(d)(1) § 115.786(d)(2) § 115.786(d)(2)(A) § 115.786(d)(2)(B) § 115.786(d)(2)(C)	[G]§ 115.782(c)(1)(B)(i) § 115.783(3)(C) [G]§ 115.786(c)

**Applicable Requirements Summary**

Unit Group Process ID No.	Unit Group Process Type	SOP Index No.	Pollutant	State Rule or Federal Regulation Name	Emission Limitation, Standard or Equipment Specification Citation	Textual Description (See Special Term and Condition 1.B.)	Monitoring And Testing Requirements	Recordkeeping Requirements (30 TAC § 122.144)	Reporting Requirements (30 TAC § 122.145)
					§ 115.782(c)(1)(B) [G]§ 115.782(c)(1)(B)(i) § 115.782(c)(1)(B)(ii) [G]§ 115.782(c)(1)(B)(iii) § 115.782(c)(1)(B)(iv) § 115.782(c)(1)(C)(i) § 115.782(c)(1)(C)(i)(I) § 115.782(c)(1)(C)(i)(II) § 115.782(c)(1)(C)(i)(III) § 115.782(c)(1)(C)(ii) § 115.783(3) [G]§ 115.783(3)(A) [G]§ 115.783(3)(B) § 115.787(b) § 115.787(b)(1) § 115.787(g)	Submerged pumps or sealless pumps may be used to satisfy the requirements of this subsection.		§ 115.786(e) § 115.786(g)	
BOPXXFUG	EU	R5780	Highly Reactive VOC	30 TAC Chapter 115, HRVOC Fugitive Emissions	§ 115.781(b)(9) § 115.780(b) [G]§ 115.781(a) [G]§ 115.781(d) § 115.781(g)(3) § 115.782(a) § 115.782(b)(1) § 115.782(b)(2) § 115.782(c)(2) § 115.782(c)(2)(A) §	Bypass line valves within a petroleum refinery; synthetic organic chemical, polymer, resin, or methyl-tert-butyl ether manufacturing process; or natural gas/gasoline processing operation in which a highly-reactive volatile organic compound is a raw material, intermediate, final product,	§ 115.781(b) § 115.781(b)(10) § 115.781(b)(4) § 115.781(b)(7) § 115.781(b)(7)(A) § 115.781(b)(7)(B) [G]§ 115.781(d) § 115.781(g) § 115.781(g)(1) § 115.781(g)(2) § 115.781(g)(2)	§ 115.781(b)(10) § 115.781(g) § 115.781(g)(1) § 115.781(g)(2) § 115.781(g)(3) § 115.782(c)(2)(A)(ii) § 115.786(a)(1) § 115.786(a)(2) § 115.786(a)(2)(A) § 115.786(a)(2)(B) § 115.786(b)(1)	§ 115.782(c)(2)(A)(ii) [G]§ 115.786(c) § 115.788(c) [G]§ 115.788(d) § 115.788(e) [G]§ 115.788(g)

**Applicable Requirements Summary**

Unit Group Process ID No.	Unit Group Process Type	SOP Index No.	Pollutant	State Rule or Federal Regulation Name	Emission Limitation, Standard or Equipment Specification Citation	Textual Description (See Special Term and Condition 1.B.)	Monitoring And Testing Requirements	Recordkeeping Requirements (30 TAC § 122.144)	Reporting Requirements (30 TAC § 122.145)
					115.782(c)(2)(A)(i) § 115.782(c)(2)(A)(ii) § 115.782(c)(2)(B) § 115.783(1) § 115.783(1)(A) § 115.783(1)(B) § 115.783(5) § 115.787(f) § 115.787(f)(4) § 115.787(g) § 115.788(a) § 115.788(a)(1) § 115.788(a)(2) § 115.788(a)(2)(A) § 115.788(a)(2)(B) § 115.788(a)(2)(C) § 115.788(a)(2)(C)(i) § 115.788(a)(2)(C)(ii) § 115.788(a)(2)(C)(iii) § 115.788(a)(2)(D) § 115.788(a)(3) § 115.788(a)(3)(A) § 115.788(a)(3)(B) [G]§ 115.788(g)	or in a waste stream is subject to the requirements of this division. A leak is defined as a screening concentration greater than 500 ppmv above background as methane for all components.	§ 115.786(a)(1)	§ 115.786(b)(2) § 115.786(b)(2)(A) § 115.786(b)(2)(B) § 115.786(b)(2)(C) [G]§ 115.786(b)(3) [G]§ 115.786(c) § 115.786(d) § 115.786(d)(2) § 115.786(d)(2)(C) § 115.786(e) § 115.786(g) [G]§ 115.788(g)	
BOPXXFUG	EU	R5780	Highly Reactive VOC	30 TAC Chapter 115, HRVOC Fugitive Emissions	§ 115.781(b)(9) § 115.780(b) [G]§ 115.781(a) § 115.781(g)(3) § 115.782(a) § 115.782(b)(1) § 115.782(b)(2) § 115.782(c)(1) § 115.782(c)(1)(A) § 115.782(c)(1)(B) [G]§	Heat exchanger heads, sight glasses, meters, gauges, sampling connections, bolted manways, hatches, sump covers, junction box vents, and covers and seals on VOC water separators within the process unit or processes listed in §115.780(a) in which a	§ 115.781(b) § 115.781(b)(10) § 115.781(b)(3) § 115.781(b)(4) § 115.781(b)(7) § 115.781(b)(7)(A) § 115.781(b)(7)(B) § 115.781(f) § 115.781(f)(1) § 115.781(f)(2) § 115.781(f)(3)	§ 115.781(b)(10) § 115.781(g) § 115.781(g)(1) § 115.781(g)(2) § 115.781(g)(3) [G]§ 115.782(c)(1)(B)(i) [G]§ 115.786(c) § 115.786(d) § 115.786(d)(1) § 115.786(d)(2) § 115.786(d)(2)(A)	[G]§ 115.782(c)(1)(B)(i) [G]§ 115.786(c) § 115.789(1)(B)

**Applicable Requirements Summary**

Unit Group Process ID No.	Unit Group Process Type	SOP Index No.	Pollutant	State Rule or Federal Regulation Name	Emission Limitation, Standard or Equipment Specification Citation	Textual Description (See Special Term and Condition 1.B.)	Monitoring And Testing Requirements	Recordkeeping Requirements (30 TAC § 122.144)	Reporting Requirements (30 TAC § 122.145)
					115.782(c)(1)(B)(i) § 115.782(c)(1)(B)(ii) [G]§ 115.782(c)(1)(B)(iii) § 115.782(c)(1)(B)(iv)	HRVOC is a raw material, intermediate, final product, or in a waste stream is subject to the requirements of this division. A leak is defined as a screening concentration greater than 500 ppmv above background as methane for all components.	§ 115.781(f)(4) § 115.781(f)(5) § 115.781(f)(6) § 115.781(g) § 115.781(g)(1) § 115.781(g)(2) § 115.782(d)(2) § 115.789(1)(B)	§ 115.786(d)(2)(B) § 115.786(d)(2)(C) § 115.786(e) § 115.786(g)	
BOPXXFUG	EU	R5780	Highly Reactive VOC	30 TAC Chapter 115, HRVOC Fugitive Emissions	§ 115.787(a)	Components that contact a process fluid containing less than 5.0% highly-reactive volatile organic compounds by weight on an annual average basis are exempt from the requirements of this division (relating to Fugitive Emissions), except for 115.786(e) and (g) of this title (relating to Record keeping Requirements).	None	§ 115.786(e) § 115.786(g)	None
BOPXXFUG	EU	R5780	Highly Reactive VOC	30 TAC Chapter 115, HRVOC Fugitive Emissions	§ 115.781(b)(9) § 115.780(b) [G]§ 115.781(a) § 115.781(g)(3) § 115.782(a) § 115.782(b)(1) § 115.782(b)(2) § 115.782(c)(1) § 115.782(c)(1)(A) § 115.782(c)(1)(B) [G]§ 115.782(c)(1)(B)(i) § 115.782(c)(1)(B)(ii) [G]§ 115.782(c)(1)(B)(iii)	Process drains within a petroleum refinery; synthetic organic chemical, polymer, resin, or methyl-tert-butyl ether manufacturing process; or natural gas/gasoline processing operation in which a highly-reactive volatile organic compound is a raw material, intermediate, final product, or in a waste stream is subject to the requirements of this division. A leak is defined as a screening concentration greater than	§ 115.354(1) § 115.354(10) § 115.354(5) § 115.354(6) § 115.354(9) § 115.781(b) § 115.781(b)(10) § 115.781(b)(3) § 115.781(b)(4) § 115.781(b)(5) § 115.781(b)(6) § 115.781(b)(7) § 115.781(b)(7)(A) § 115.781(b)(7)(B) § 115.781(g) § 115.781(g)(1)	§ 115.354(10) § 115.356 [G]§ 115.356(1) [G]§ 115.356(2) § 115.356(3) § 115.356(3)(A) § 115.356(3)(B) § 115.356(5) § 115.781(b)(10) § 115.781(g)(1) § 115.781(g)(2) § 115.781(g)(3) [G]§ 115.782(c)(1)(B)(i) [G]§ 115.786(c) § 115.786(d)	[G]§ 115.782(c)(1)(B)(i) [G]§ 115.786(c)

**Applicable Requirements Summary**

Unit Group Process ID No.	Unit Group Process Type	SOP Index No.	Pollutant	State Rule or Federal Regulation Name	Emission Limitation, Standard or Equipment Specification Citation	Textual Description (See Special Term and Condition 1.B.)	Monitoring And Testing Requirements	Recordkeeping Requirements (30 TAC § 122.144)	Reporting Requirements (30 TAC § 122.145)
					§ 115.782(c)(1)(B)(iv) § 115.783(4)(A)(i) § 115.783(4)(A)(ii) § 115.783(4)(A)(ii)(I) § 115.783(4)(A)(ii)(II) § 115.783(4)(B) § 115.783(4)(B)(i) § 115.783(4)(B)(ii)	500 ppmv above background as methane for all components.	§ 115.781(g)(2) § 115.782(d)(2)	§ 115.786(d)(1) § 115.786(d)(2) § 115.786(d)(2)(A) § 115.786(d)(2)(B) § 115.786(d)(2)(C) § 115.786(e) § 115.786(g)	
BOPXXFUG	EU	R5780	Highly Reactive VOC	30 TAC Chapter 115, HRVOC Fugitive Emissions	§ 115.781(b)(9) § 115.780(b) [G]§ 115.781(a) § 115.781(g)(3) § 115.782(a) § 115.782(b)(1) § 115.782(b)(2) § 115.782(c)(1) § 115.782(c)(1)(A) § 115.782(c)(1)(B) [G]§ 115.782(c)(1)(B)(i) § 115.782(c)(1)(B)(ii) [G]§ 115.782(c)(1)(B)(iii) § 115.782(c)(1)(B)(iv) § 115.787(e) § 115.787(f) § 115.787(g) § 115.788(a) § 115.788(a)(1) § 115.788(a)(2) § 115.788(a)(2)(A) § 115.788(a)(2)(B) § 115.788(a)(2)(C) §	Pressure relief valves (in gaseous service) within a petroleum refinery; synthetic organic chemical, polymer, resin, or methyl-tert-butyl ether manufacturing process; or natural gas/gasoline processing operation in which a highly-reactive volatile organic compound is a raw material, intermediate, final product, or in a waste stream is subject to the requirements of this division. A leak is defined as a screening concentration greater than 500 ppmv above background as methane for all components.	§ 115.354(1) § 115.354(10) § 115.354(2) § 115.354(4) § 115.354(5) § 115.354(6) § 115.354(9) § 115.781(b) § 115.781(b)(10) § 115.781(b)(4) § 115.781(b)(7) § 115.781(b)(7)(A) § 115.781(b)(7)(B) § 115.781(b)(8) § 115.781(e) § 115.781(g) § 115.781(g)(1) § 115.781(g)(2) § 115.782(d)(2)	§ 115.354(10) § 115.356 [G]§ 115.356(1) [G]§ 115.356(2) § 115.356(3) § 115.356(3)(A) § 115.356(3)(B) § 115.356(5) § 115.781(b)(10) § 115.781(g) § 115.781(g)(1) § 115.781(g)(2) § 115.781(g)(3) [G]§ 115.782(c)(1)(B)(i) [G]§ 115.786(c) § 115.786(d) § 115.786(d)(1) § 115.786(d)(2) § 115.786(d)(2)(A) § 115.786(d)(2)(B) § 115.786(d)(2)(C) § 115.786(e) § 115.786(g) [G]§ 115.788(g)	[G]§ 115.782(c)(1)(B)(i) [G]§ 115.786(c) § 115.788(c) [G]§ 115.788(d) § 115.788(e) [G]§ 115.788(g)

**Applicable Requirements Summary**

Unit Group Process ID No.	Unit Group Process Type	SOP Index No.	Pollutant	State Rule or Federal Regulation Name	Emission Limitation, Standard or Equipment Specification Citation	Textual Description (See Special Term and Condition 1.B.)	Monitoring And Testing Requirements	Recordkeeping Requirements (30 TAC § 122.144)	Reporting Requirements (30 TAC § 122.145)
					115.788(a)(2)(C)(i) § 115.788(a)(2)(C)(ii) § 115.788(a)(2)(C)(iii) § 115.788(a)(2)(D) § 115.788(a)(3) § 115.788(a)(3)(A) § 115.788(a)(3)(B) [G]§ 115.788(g)				
BOPXXFUG	EU	R5780	Highly Reactive VOC	30 TAC Chapter 115, HRVOC Fugitive Emissions	§ 115.781(b)(9) § 115.780(b) [G]§ 115.781(a) § 115.781(g)(3) § 115.782(a) § 115.782(b)(1) § 115.782(b)(2) § 115.782(c)(2) § 115.782(c)(2)(A) § 115.782(c)(2)(A)(i) § 115.782(c)(2)(A)(ii) § 115.782(c)(2)(B) § 115.783(5) § 115.787(f) § 115.787(f)(4) § 115.787(g) § 115.788(a) § 115.788(a)(1) § 115.788(a)(2) § 115.788(a)(2)(A) § 115.788(a)(2)(B) § 115.788(a)(2)(C) § 115.788(a)(2)(C)(i) § 115.788(a)(2)(C)(ii) §	Valves within a petroleum refinery; synthetic organic chemical, polymer, resin, or methyl-tert-butyl ether manufacturing process; or natural gas/gasoline processing operation which a highly-reactive volatile organic compound is a raw material, intermediate, final product, or in a waste stream is subject to the requirements of this division. A leak is defined as a screening concentration greater than 500 ppmv above background as methane for all components.	§ 115.354(1) § 115.354(10) § 115.354(2) § 115.354(5) § 115.354(6) § 115.354(9) § 115.781(b) § 115.781(b)(10) § 115.781(b)(4) § 115.781(b)(7) § 115.781(b)(7)(A) § 115.781(b)(7)(B) § 115.781(g) § 115.781(g)(1) § 115.781(g)(2) § 115.782(d)(2)	§ 115.354(10) § 115.356 [G]§ 115.356(1) [G]§ 115.356(2) § 115.356(3) § 115.356(3)(A) § 115.356(3)(B) § 115.356(5) § 115.781(b)(10) § 115.781(g) § 115.781(g)(1) § 115.781(g)(2) § 115.781(g)(3) § 115.782(c)(2)(A)(ii) [G]§ 115.786(c) § 115.786(d) § 115.786(d)(2) § 115.786(e) § 115.786(g) [G]§ 115.788(g)	§ 115.782(c)(2)(A)(ii) [G]§ 115.786(c) § 115.788(c) [G]§ 115.788(d) § 115.788(e) [G]§ 115.788(g)

**Applicable Requirements Summary**

Unit Group Process ID No.	Unit Group Process Type	SOP Index No.	Pollutant	State Rule or Federal Regulation Name	Emission Limitation, Standard or Equipment Specification Citation	Textual Description (See Special Term and Condition 1.B.)	Monitoring And Testing Requirements	Recordkeeping Requirements (30 TAC § 122.144)	Reporting Requirements (30 TAC § 122.145)
					115.788(a)(2)(C)(iii) § 115.788(a)(2)(D) § 115.788(a)(3) § 115.788(a)(3)(A) § 115.788(a)(3)(B) [G]§ 115.788(g)				
BOPXXFUG	EU	R5780	Highly Reactive VOC	30 TAC Chapter 115, HRVOC Fugitive Emissions	§ 115.781(b)(9) § 115.780(b) [G]§ 115.781(a) § 115.781(g)(3) § 115.782(a) § 115.782(b)(1) § 115.782(b)(2) § 115.782(c)(1) § 115.782(c)(1)(A) § 115.782(c)(1)(B) [G]§ 115.782(c)(1)(B)(i) § 115.782(c)(1)(B)(ii) [G]§ 115.782(c)(1)(B)(iii) § 115.782(c)(1)(B)(iv)	Flanges or other connectors within a petroleum refinery; synthetic organic chemical, polymer, resin, or methyl-tert-butyl ether manufacturing process; or natural gas/gasoline processing operation in which a highly-reactive volatile organic compound is a raw material, intermediate, final product, or in a waste stream is subject to the requirements of this division. A leak is defined as a screening concentration greater than 500 ppmv above background as methane for all components.	§ 115.354(1) § 115.354(10) § 115.354(11) § 115.354(3) § 115.354(5) § 115.354(6) § 115.354(9) § 115.781(b) § 115.781(b)(10) § 115.781(b)(3) § 115.781(b)(4) § 115.781(b)(7) § 115.781(b)(7)(A) § 115.781(b)(7)(B) § 115.781(f) § 115.781(f)(1) § 115.781(f)(2) § 115.781(f)(3) § 115.781(f)(4) § 115.781(f)(5) § 115.781(f)(6) § 115.781(g) § 115.781(g)(1) § 115.781(g)(2) § 115.782(d)(2) § 115.789(1)(B)	§ 115.354(10) § 115.356 [G]§ 115.356(1) [G]§ 115.356(2) § 115.356(3) § 115.356(3)(A) § 115.356(3)(B) § 115.356(5) § 115.781(b)(10) § 115.781(g) § 115.781(g)(1) § 115.781(g)(2) § 115.781(g)(3) [G]§ 115.782(c)(1)(B)(i) [G]§ 115.786(c) § 115.786(d) § 115.786(d)(1) § 115.786(d)(2) § 115.786(d)(2)(A) § 115.786(d)(2)(B) § 115.786(d)(2)(C) § 115.786(e) § 115.786(g)	[G]§ 115.782(c)(1)(B)(i) [G]§ 115.786(c) § 115.789(1)(B)
BOPXXFUG	EU	R5780	Highly Reactive VOC	30 TAC Chapter 115, HRVOC Fugitive Emissions	§ 115.781(b)(9) § 115.780(b) [G]§ 115.781(a) § 115.781(g)(3) § 115.782(a) § 115.782(b)(1)	Compressor seals within a petroleum refinery; synthetic organic chemical, polymer, resin, or methyl-tert-butyl ether manufacturing process; or natural	§ 115.354(1) § 115.354(10) § 115.354(2) § 115.354(5) § 115.354(6) § 115.354(9)	§ 115.354(10) § 115.356 [G]§ 115.356(1) [G]§ 115.356(2) § 115.356(3) § 115.356(3)(A)	[G]§ 115.782(c)(1)(B)(i) § 115.783(3)(C) [G]§ 115.786(c)

**Applicable Requirements Summary**

Unit Group Process ID No.	Unit Group Process Type	SOP Index No.	Pollutant	State Rule or Federal Regulation Name	Emission Limitation, Standard or Equipment Specification Citation	Textual Description (See Special Term and Condition 1.B.)	Monitoring And Testing Requirements	Recordkeeping Requirements (30 TAC § 122.144)	Reporting Requirements (30 TAC § 122.145)
					§ 115.782(b)(2) § 115.782(c)(1) § 115.782(c)(1)(A) § 115.782(c)(1)(B) [G]§ 115.782(c)(1)(B)(i) § 115.782(c)(1)(B)(ii) [G]§ 115.782(c)(1)(B)(iii) § 115.782(c)(1)(B)(iv) § 115.782(c)(1)(C)(i) § 115.782(c)(1)(C)(i)(I) § 115.782(c)(1)(C)(i)(II) § 115.782(c)(1)(C)(i)(III) § 115.782(c)(1)(C)(ii) § 115.783(3) [G]§ 115.783(3)(A) [G]§ 115.783(3)(B) § 115.787(b)	gas/gasoline processing operation in which a highly-reactive volatile organic compound is a raw material, intermediate, final product, or in a waste stream is subject to the requirements of this division. A leak is defined as a screening concentration greater than 500 ppmv above background as methane for all components.	§ 115.781(b) § 115.781(b)(10) § 115.781(b)(4) § 115.781(b)(7) § 115.781(b)(7)(A) § 115.781(b)(7)(B) § 115.781(c)(1) § 115.781(c)(2) § 115.781(g) § 115.781(g)(1) § 115.781(g)(2) § 115.782(d)(2)	§ 115.356(3)(B) § 115.356(5) § 115.781(b)(10) § 115.781(g) § 115.781(g)(1) § 115.781(g)(2) § 115.781(g)(3) [G]§ 115.782(c)(1)(B)(i) [G]§ 115.786(c) § 115.786(d) § 115.786(d)(1) § 115.786(d)(2) § 115.786(d)(2)(A) § 115.786(d)(2)(B) § 115.786(d)(2)(C) § 115.786(e) § 115.786(g)	
BOPXXFUG	EU	R5780	Highly Reactive VOC	30 TAC Chapter 115, HRVOC Fugitive Emissions	§ 115.781(b)(9) § 115.780(b) [G]§ 115.781(a) § 115.781(g)(3) § 115.782(a) § 115.782(b)(1) § 115.782(b)(2) § 115.782(c)(1) § 115.782(c)(1)(A) § 115.782(c)(1)(B)	Pump seals within a petroleum refinery; synthetic organic chemical, polymer, resin, or methyl-tert-butyl ether manufacturing process; or natural gas/gasoline processing operation in which a highly-reactive volatile organic compound is a raw material,	§ 115.354(1) § 115.354(10) § 115.354(2) § 115.354(5) § 115.354(6) § 115.354(9) § 115.781(b) § 115.781(b)(10) § 115.781(b)(4) § 115.781(b)(7)	§ 115.354(10) § 115.356 [G]§ 115.356(1) [G]§ 115.356(2) § 115.356(3) § 115.356(3)(A) § 115.356(3)(B) § 115.356(5) § 115.781(b)(10) § 115.781(g)	[G]§ 115.782(c)(1)(B)(i) § 115.783(3)(C) [G]§ 115.786(c)



**Applicable Requirements Summary**

Unit Group Process ID No.	Unit Group Process Type	SOP Index No.	Pollutant	State Rule or Federal Regulation Name	Emission Limitation, Standard or Equipment Specification Citation	Textual Description (See Special Term and Condition 1.B.)	Monitoring And Testing Requirements	Recordkeeping Requirements (30 TAC § 122.144)	Reporting Requirements (30 TAC § 122.145)
					[G]§ 115.782(c)(1)(B)(i) § 115.782(c)(1)(B)(ii) [G]§ 115.782(c)(1)(B)(iii) § 115.782(c)(1)(B)(iv) § 115.782(c)(1)(C)(i) § 115.782(c)(1)(C)(i)(I) § 115.782(c)(1)(C)(i)(II) § 115.782(c)(1)(C)(i)(III) § 115.782(c)(1)(C)(ii) § 115.783(3) [G]§ 115.783(3)(A) [G]§ 115.783(3)(B) § 115.787(b) § 115.787(b)(1)	intermediate, final product, or in a waste stream is subject to the requirements of this division. A leak is defined as a screening concentration greater than 500 ppmv above background as methane for all components.	§ 115.781(b)(7)(A) § 115.781(b)(7)(B) § 115.781(c)(1) § 115.781(c)(2) § 115.781(g) § 115.781(g)(1) § 115.781(g)(2) § 115.782(d)(2)	§ 115.781(g)(1) § 115.781(g)(2) § 115.781(g)(3) [G]§ 115.782(c)(1)(B)(i) [G]§ 115.786(c) § 115.786(d) § 115.786(d)(1) § 115.786(d)(2) § 115.786(d)(2)(A) § 115.786(d)(2)(B) § 115.786(d)(2)(C) § 115.786(e) § 115.786(g)	
BOPXXFUG	EU	R5780	Highly Reactive VOC	30 TAC Chapter 115, HRVOC Fugitive Emissions	§ 115.781(b)(9) § 115.780(b) [G]§ 115.781(a) § 115.781(g)(3) § 115.782(a) § 115.782(b)(1) § 115.782(b)(2) § 115.782(c)(1) § 115.782(c)(1)(A) § 115.782(c)(1)(B) [G]§ 115.782(c)(1)(B)(i) §	Agitators within a petroleum refinery; synthetic organic chemical, polymer, resin, or methyl-tert-butyl ether manufacturing process; or natural gas/gasoline processing operation in which a highly-reactive volatile organic compound is a raw material, intermediate, final product, or in a waste stream is subject to the requirements	§ 115.354(1) § 115.354(10) § 115.354(5) § 115.354(6) § 115.354(9) § 115.781(b) § 115.781(b)(10) § 115.781(b)(3) § 115.781(b)(4) § 115.781(b)(7) § 115.781(b)(7)(A) § 115.781(b)(7)(B) § 115.781(c)(1)	§ 115.354(10) § 115.356 [G]§ 115.356(1) [G]§ 115.356(2) § 115.356(3) § 115.356(3)(A) § 115.356(3)(B) § 115.356(5) § 115.781(b)(10) § 115.781(g) § 115.781(g)(1) § 115.781(g)(2) § 115.781(g)(3)	[G]§ 115.782(c)(1)(B)(i) § 115.783(3)(C) [G]§ 115.786(c)

**Applicable Requirements Summary**

Unit Group Process ID No.	Unit Group Process Type	SOP Index No.	Pollutant	State Rule or Federal Regulation Name	Emission Limitation, Standard or Equipment Specification Citation	Textual Description (See Special Term and Condition 1.B.)	Monitoring And Testing Requirements	Recordkeeping Requirements (30 TAC § 122.144)	Reporting Requirements (30 TAC § 122.145)
					115.782(c)(1)(B)(ii) [G]§ 115.782(c)(1)(B)(iii) § 115.782(c)(1)(B)(iv) § 115.782(c)(1)(C)(i) § 115.782(c)(1)(C)(i)(I) § 115.782(c)(1)(C)(i)(II) § 115.782(c)(1)(C)(i)(III) § 115.782(c)(1)(C)(ii) § 115.783(3) [G]§ 115.783(3)(A) [G]§ 115.783(3)(B) § 115.787(b)	of this division. A leak is defined as a screening concentration greater than 500 ppmv above background as methane for all components.	§ 115.781(c)(2) § 115.781(g) § 115.781(g)(1) § 115.781(g)(2) § 115.782(d)(2)	[G]§ 115.782(c)(1)(B)(i) [G]§ 115.786(c) § 115.786(d) § 115.786(d)(1) § 115.786(d)(2) § 115.786(d)(2)(A) § 115.786(d)(2)(B) § 115.786(d)(2)(C) § 115.786(e) § 115.786(g)	
BOPXXFUG	EU	R5780	Highly Reactive VOC	30 TAC Chapter 115, HRVOC Fugitive Emissions	§ 115.781(b)(9) § 115.780(b) [G]§ 115.781(a) § 115.781(g)(3) § 115.782(a) § 115.782(b)(1) § 115.782(b)(2) § 115.782(c)(2) § 115.782(c)(2)(A) § 115.782(c)(2)(A)(i) § 115.782(c)(2)(A)(ii) § 115.782(c)(2)(B) § 115.783(5) § 115.787(f) § 115.787(f)(2)	Open-ended valves or lines within a petroleum refinery; synthetic organic chemical, polymer, resin, or methyl-tert-butyl ether manufacturing process; or natural gas/gasoline processing operation in which a highly-reactive volatile organic compound is a raw material, intermediate, final product, or in a waste stream is subject to the requirements of this division. A leak is defined as a screening concentration greater than	§ 115.354(1) § 115.354(10) § 115.354(2) § 115.354(5) § 115.354(6) § 115.354(9) § 115.781(b) § 115.781(b)(10) § 115.781(b)(3) § 115.781(b)(4) § 115.781(b)(7) § 115.781(b)(7)(A) § 115.781(b)(7)(B) § 115.781(f) § 115.781(f)(1) § 115.781(f)(2) § 115.781(f)(3)	§ 115.354(10) § 115.356 [G]§ 115.356(1) [G]§ 115.356(2) § 115.356(3) § 115.356(3)(A) § 115.356(3)(B) § 115.356(5) § 115.781(b)(10) § 115.781(g) § 115.781(g)(1) § 115.781(g)(2) § 115.781(g)(3) § 115.782(c)(2)(A)(ii) [G]§ 115.786(c) § 115.786(d) § 115.786(e)	§ 115.782(c)(2)(A)(ii) [G]§ 115.786(c) § 115.788(c) [G]§ 115.788(d) § 115.788(e) [G]§ 115.788(g) § 115.789(1)(B)

**Applicable Requirements Summary**

Unit Group Process ID No.	Unit Group Process Type	SOP Index No.	Pollutant	State Rule or Federal Regulation Name	Emission Limitation, Standard or Equipment Specification Citation	Textual Description (See Special Term and Condition 1.B.)	Monitoring And Testing Requirements	Recordkeeping Requirements (30 TAC § 122.144)	Reporting Requirements (30 TAC § 122.145)
					§ 115.787(f)(3) § 115.787(f)(4) § 115.787(g) § 115.788(a) § 115.788(a)(1) § 115.788(a)(2) § 115.788(a)(2)(A) § 115.788(a)(2)(B) § 115.788(a)(2)(C) § 115.788(a)(2)(C)(i) § 115.788(a)(2)(C)(ii) § 115.788(a)(2)(C)(iii) § 115.788(a)(2)(D) § 115.788(a)(3) § 115.788(a)(3)(A) § 115.788(a)(3)(B) [G]§ 115.788(g)	500 ppmv above background as methane for all components.	§ 115.781(f)(4) § 115.781(f)(5) § 115.781(f)(6) § 115.781(g) § 115.781(g)(1) § 115.781(g)(2) § 115.782(d)(2) § 115.789(1)(B)	§ 115.786(d)(2)(C) § 115.786(e) § 115.786(g) [G]§ 115.788(g)	
BOPXXFUG	EU	R5352-ALL	VOC	30 TAC Chapter 115, Pet. Refinery & Petrochemicals	§ 115.357(5)	Reciprocating compressors and positive displacement pumps used in natural gas/gasoline processing operations are exempt from the requirements of this division except §115.356(3)(C) of this title.	None	§ 115.356 § 115.356(3) [G]§ 115.356(3)(C)	None
BOPXXFUG	EU	R5352-ALL	VOC	30 TAC Chapter 115, Pet. Refinery & Petrochemicals	§ 115.352(1)(B) § 115.352(1) § 115.352(2) § 115.352(2)(A) § 115.352(2)(C) § 115.352(2)(C)(i) § 115.352(2)(C)(ii) § 115.352(2)(C)(iii) § 115.352(3) § 115.352(5)	No pump seals contacting a fluid with TVP greater than 0.044 psia (gas/vapor or light liquid service) shall be allowed to have a VOC leak, for more than 15 days after discovery which exceeds a screening concentration greater than 10,000 parts per million by	§ 115.354(1) § 115.354(10) § 115.354(2) § 115.354(5) § 115.354(6) § 115.354(9) [G]§ 115.355	§ 115.352(7) § 115.354(10) § 115.356 [G]§ 115.356(1) [G]§ 115.356(2) § 115.356(3) § 115.356(3)(A) § 115.356(3)(B) [G]§ 115.356(3)(C) § 115.356(5)	None

**Applicable Requirements Summary**

Unit Group Process ID No.	Unit Group Process Type	SOP Index No.	Pollutant	State Rule or Federal Regulation Name	Emission Limitation, Standard or Equipment Specification Citation	Textual Description (See Special Term and Condition 1.B.)	Monitoring And Testing Requirements	Recordkeeping Requirements (30 TAC § 122.144)	Reporting Requirements (30 TAC § 122.145)
					§ 115.352(7) § 115.357(12) § 115.357(8)	volume above background as methane, or the dripping or exuding of process fluid based on sight, smell, or sound.			
BOPXXFUG	EU	R5352-ALL	VOC	30 TAC Chapter 115, Pet. Refinery & Petrochemicals	§ 115.357(10)	Instrumentation systems, as defined in 40 CFR §63.161 (January 17, 1997), that meet 40 CFR §63.169 (June 20, 1996) are exempt from the requirements of this division except §115.356(3)(C) of this title.	None	§ 115.356 § 115.356(3) [G]§ 115.356(3)(C)	None
BOPXXFUG	EU	R5352-ALL	VOC	30 TAC Chapter 115, Pet. Refinery & Petrochemicals	§ 115.357(11)	Sampling connection systems, as defined in 40 CFR §63.161 (January 17, 1997), that meet the requirements of 40 CFR §63.166(a) and (b) (June 20, 1996) are exempt from the requirements of this division except §115.356(3)(C) of this title.	None	§ 115.356 § 115.356(3) [G]§ 115.356(3)(C)	None
BOPXXFUG	EU	R5352-ALL	VOC	30 TAC Chapter 115, Pet. Refinery & Petrochemicals	§ 115.357(13)	Components/systems that contact a process fluid containing VOC having a true vapor pressure equal to or less than 0.002 psia at 68 degrees Fahrenheit are exempt from the requirements of this division except §115.356(3)(C) of this title.	None	§ 115.356 § 115.356(3) [G]§ 115.356(3)(C)	None
BOPXXFUG	EU	R5352-ALL	VOC	30 TAC Chapter 115, Pet. Refinery & Petrochemicals	§ 115.357(6)	Components at a petroleum refinery or synthetic organic chemical, polymer, resin, or methyl-tert-butyl ether	None	§ 115.356 § 115.356(3) [G]§ 115.356(3)(C)	None

**Applicable Requirements Summary**

Unit Group Process ID No.	Unit Group Process Type	SOP Index No.	Pollutant	State Rule or Federal Regulation Name	Emission Limitation, Standard or Equipment Specification Citation	Textual Description (See Special Term and Condition 1.B.)	Monitoring And Testing Requirements	Recordkeeping Requirements (30 TAC § 122.144)	Reporting Requirements (30 TAC § 122.145)
						manufacturing process, that contact a process fluid that contains less than 10% VOC by weight are exempt from the requirements of this division except §115.356(3)(C) of this title.			
BOPXXFUG	EU	R5352-ALL	VOC	30 TAC Chapter 115, Pet. Refinery & Petrochemicals	§ 115.357(2) § 115.352(9)	Conservation vents or other devices on atmospheric storage tanks that are actuated either by a vacuum or a pressure of no more than 2.5 psig, pressure relief valves equipped with a rupture disk or venting to a control device, components in continuous vacuum service, and valves that are not externally regulated (such as in-line check valves) are exempt from the requirements of this division, except that each pressure relief valve equipped with a rupture disk must comply with §115.352(9) and §115.	None	§ 115.356 § 115.356(3) [G]§ 115.356(3)(C)	None
BOPXXFUG	EU	R5352-ALL	VOC	30 TAC Chapter 115, Pet. Refinery & Petrochemicals	§ 115.352(1)(A) § 115.352(1) § 115.352(2) § 115.352(2)(A) § 115.352(3) § 115.352(7) § 115.357(1)	No process drains contacting a fluid with TVP less than or equal to 0.044 psia (heavy liquid service) shall be allowed to have a VOC leak, for more than 15 days after discovery, which exceeds a screening concentration greater than 500 parts per million by volume above background	§ 115.354(1) § 115.354(5) § 115.354(6) § 115.354(9) [G]§ 115.355 § 115.357(1)	§ 115.352(7) § 115.356 [G]§ 115.356(1) [G]§ 115.356(2) § 115.356(3) § 115.356(3)(A) § 115.356(3)(B) [G]§ 115.356(3)(C) § 115.356(5)	None

**Applicable Requirements Summary**

Unit Group Process ID No.	Unit Group Process Type	SOP Index No.	Pollutant	State Rule or Federal Regulation Name	Emission Limitation, Standard or Equipment Specification Citation	Textual Description (See Special Term and Condition 1.B.)	Monitoring And Testing Requirements	Recordkeeping Requirements (30 TAC § 122.144)	Reporting Requirements (30 TAC § 122.145)
						as methane, or the dripping or exuding of process fluid based on sight, smell, or sound.			
BOPXXFUG	EU	R5352-ALL	VOC	30 TAC Chapter 115, Pet. Refinery & Petrochemicals	§ 115.352(1)(A) § 115.352(1) § 115.352(2) § 115.352(2)(A) § 115.352(3) § 115.352(7)	No process drains contacting a fluid with TVP greater than 0.044 psia (gas/vapor or light liquid service) shall be allowed to have a VOC leak, for more than 15 days after discovery, which exceeds a screening concentration greater than 500 parts per million by volume above background as methane, or the dripping or exuding of process fluid based on sight, smell, or sound.	§ 115.354(1) § 115.354(10) § 115.354(5) § 115.354(6) § 115.354(9) [G]§ 115.355	§ 115.352(7) § 115.354(10) § 115.356 [G]§ 115.356(1) [G]§ 115.356(2) § 115.356(3) § 115.356(3)(A) § 115.356(3)(B) § 115.356(5)	None
BOPXXFUG	EU	R5352-ALL	VOC	30 TAC Chapter 115, Pet. Refinery & Petrochemicals	§ 115.352(1)(A) § 115.352(1) § 115.352(2) § 115.352(2)(A) § 115.352(2)(B) § 115.352(3) § 115.352(5) § 115.352(7) § 115.352(9) § 115.357(1) § 115.357(8) § 115.357(9)	No pressure relief valves contacting a fluid with TVP less than or equal to 0.044 psia (heavy liquid service) shall be allowed to have a VOC leak, for more than 15 days after discovery, which exceeds a screening concentration greater than 500 parts per million by volume above background as methane, or the dripping or exuding of process fluid based on sight, smell, or sound.	§ 115.354(1) § 115.354(2) § 115.354(4) § 115.354(5) § 115.354(6) [G]§ 115.354(7) § 115.354(9) [G]§ 115.355 § 115.357(1)	§ 115.352(7) § 115.356 [G]§ 115.356(1) [G]§ 115.356(2) § 115.356(3) § 115.356(3)(A) § 115.356(3)(B) [G]§ 115.356(3)(C) § 115.356(5)	[G]§ 115.354(7)
BOPXXFUG	EU	R5352-ALL	VOC	30 TAC Chapter 115, Pet. Refinery & Petrochemicals	§ 115.352(1)(A) § 115.352(1) § 115.352(2) § 115.352(2)(A)	No pressure relief valves contacting a fluid with TVP greater than 0.044 psia (gas/vapor or light liquid	§ 115.354(1) § 115.354(10) § 115.354(2) § 115.354(4)	§ 115.352(7) § 115.354(10) § 115.356 [G]§ 115.356(1)	[G]§ 115.354(7)

**Applicable Requirements Summary**

Unit Group Process ID No.	Unit Group Process Type	SOP Index No.	Pollutant	State Rule or Federal Regulation Name	Emission Limitation, Standard or Equipment Specification Citation	Textual Description (See Special Term and Condition 1.B.)	Monitoring And Testing Requirements	Recordkeeping Requirements (30 TAC § 122.144)	Reporting Requirements (30 TAC § 122.145)
					§ 115.352(2)(B) § 115.352(3) § 115.352(5) § 115.352(7) § 115.352(9) § 115.357(12) § 115.357(8) § 115.357(9)	service) shall be allowed to have a VOC leak, for more than 15 days after discovery, which exceeds a screening concentration greater than 500 parts per million by volume above background as methane, or the dripping or exuding of process fluid based on sight, smell, or sound.	§ 115.354(5) § 115.354(6) [G]§ 115.354(7) § 115.354(9) [G]§ 115.355	[G]§ 115.356(2) § 115.356(3) § 115.356(3)(A) § 115.356(3)(B) [G]§ 115.356(3)(C) § 115.356(5)	
BOPXXFUG	EU	R5352-ALL	VOC	30 TAC Chapter 115, Pet. Refinery & Petrochemicals	§ 115.352(1)(A) § 115.352(1) § 115.352(2) § 115.352(2)(A) § 115.352(2)(B) § 115.352(3) § 115.352(4) § 115.352(5) § 115.352(6) § 115.352(7) § 115.357(1) § 115.357(8) § 115.357(9)	No open-ended valves or lines contacting a fluid with TVP less than or equal to 0.044 psia (heavy liquid service) shall be allowed to have a VOC leak, for more than 15 days after discovery, which exceeds a screening concentration greater than 500 parts per million by volume above background as methane, or the dripping or exuding of process fluid based on sight, smell, or sound.	§ 115.354(1) § 115.354(2) § 115.354(5) § 115.354(6) [G]§ 115.354(7) § 115.354(9) [G]§ 115.355 § 115.357(1)	§ 115.352(7) § 115.356 [G]§ 115.356(1) [G]§ 115.356(2) § 115.356(3) § 115.356(3)(A) § 115.356(3)(B) [G]§ 115.356(3)(C) § 115.356(5)	[G]§ 115.354(7)
BOPXXFUG	EU	R5352-ALL	VOC	30 TAC Chapter 115, Pet. Refinery & Petrochemicals	§ 115.352(1)(A) § 115.352(1) § 115.352(2) § 115.352(2)(A) § 115.352(2)(B) § 115.352(3) § 115.352(4) § 115.352(5) § 115.352(6) § 115.352(7) § 115.357(12) § 115.357(8)	No open-ended valves or lines contacting a fluid with TVP greater than 0.044 psia (gas/vapor or light liquid service) shall be allowed to have a VOC leak, for more than 15 days after discovery, which exceeds a screening concentration greater than 500 parts per million by volume above background as methane, or	§ 115.354(1) § 115.354(10) § 115.354(2) § 115.354(5) § 115.354(6) [G]§ 115.354(7) § 115.354(9) [G]§ 115.355	§ 115.352(7) § 115.354(10) § 115.356 [G]§ 115.356(1) [G]§ 115.356(2) § 115.356(3) § 115.356(3)(A) § 115.356(3)(B) [G]§ 115.356(3)(C) § 115.356(5)	[G]§ 115.354(7)

**Applicable Requirements Summary**

Unit Group Process ID No.	Unit Group Process Type	SOP Index No.	Pollutant	State Rule or Federal Regulation Name	Emission Limitation, Standard or Equipment Specification Citation	Textual Description (See Special Term and Condition 1.B.)	Monitoring And Testing Requirements	Recordkeeping Requirements (30 TAC § 122.144)	Reporting Requirements (30 TAC § 122.145)
					§ 115.357(9)	the dripping or exuding of process fluid based on sight, smell, or sound.			
BOPXXFUG	EU	R5352-ALL	VOC	30 TAC Chapter 115, Pet. Refinery & Petrochemicals	§ 115.352(1)(A) § 115.352(1) § 115.352(2) § 115.352(2)(A) § 115.352(2)(B) § 115.352(3) § 115.352(4) § 115.352(5) § 115.352(6) § 115.352(7) § 115.357(1) § 115.357(8) § 115.357(9)	No valves contacting a fluid with TVP less than or equal to 0.044 psia (heavy liquid service) shall be allowed to have a VOC leak, for more than 15 days after discovery, which exceeds a screening concentration greater than 500 parts per million by volume above background as methane, or the dripping or exuding of process fluid based on sight, smell, or sound.	§ 115.354(1) § 115.354(2) § 115.354(5) § 115.354(6) [G]§ 115.354(7) § 115.354(9) [G]§ 115.355 § 115.357(1)	§ 115.352(7) § 115.356 [G]§ 115.356(1) [G]§ 115.356(2) § 115.356(3) § 115.356(3)(A) § 115.356(3)(B) § 115.356(5)	[G]§ 115.354(7)
BOPXXFUG	EU	R5352-ALL	VOC	30 TAC Chapter 115, Pet. Refinery & Petrochemicals	§ 115.352(1)(A) § 115.352(1) § 115.352(2) § 115.352(2)(A) § 115.352(2)(B) § 115.352(3) § 115.352(4) § 115.352(5) § 115.352(6) § 115.352(7) § 115.357(12) § 115.357(8) § 115.357(9)	No valves contacting a fluid with TVP greater than 0.044 psia (gas/vapor or light liquid service) shall be allowed to have a VOC leak, for more than 15 days after discovery, which exceeds a screening concentration greater than 500 parts per million by volume above background as methane, or the dripping or exuding of process fluid based on sight, smell, or sound.	§ 115.354(1) § 115.354(10) § 115.354(2) § 115.354(5) § 115.354(6) [G]§ 115.354(7) § 115.354(9) [G]§ 115.355	§ 115.352(7) § 115.354(10) § 115.356 [G]§ 115.356(1) [G]§ 115.356(2) § 115.356(3) § 115.356(3)(A) § 115.356(3)(B) [G]§ 115.356(3)(C) § 115.356(5)	[G]§ 115.354(7)
BOPXXFUG	EU	R5352-ALL	VOC	30 TAC Chapter 115, Pet. Refinery & Petrochemicals	§ 115.352(1)(A) § 115.352(1) § 115.352(2) § 115.352(2)(A) § 115.352(3) § 115.352(5)	No flanges or other connectors contacting a fluid with TVP less than or equal to 0.044 psia (heavy liquid service) shall be allowed to have a VOC	§ 115.354(1) § 115.354(11) § 115.354(3) § 115.354(5) § 115.354(6) § 115.354(9)	§ 115.352(7) § 115.356 [G]§ 115.356(1) [G]§ 115.356(2) § 115.356(3) § 115.356(3)(A)	None



**Applicable Requirements Summary**

Unit Group Process ID No.	Unit Group Process Type	SOP Index No.	Pollutant	State Rule or Federal Regulation Name	Emission Limitation, Standard or Equipment Specification Citation	Textual Description (See Special Term and Condition 1.B.)	Monitoring And Testing Requirements	Recordkeeping Requirements (30 TAC § 122.144)	Reporting Requirements (30 TAC § 122.145)
					§ 115.352(7) § 115.352(8) § 115.357(1) § 115.357(12) § 115.357(8)	leak, for more than 15 days after discovery which exceeds a screening concentration greater than 500 parts per million by volume above background as methane, or the dripping or exuding of process fluid based on sight, smell, or sound.	[G]§ 115.355 § 115.357(1)	§ 115.356(3)(B) [G]§ 115.356(3)(C) § 115.356(5)	
BOPXXFUG	EU	R5352-ALL	VOC	30 TAC Chapter 115, Pet. Refinery & Petrochemicals	§ 115.352(1)(A) § 115.352(1) § 115.352(2) § 115.352(2)(A) § 115.352(3) § 115.352(5) § 115.352(7) § 115.352(8) § 115.357(12) § 115.357(8)	No flanges or other connectors contacting a fluid with TVP greater than 0.044 psia (gas/vapor or light liquid service) shall be allowed to have a VOC leak, for more than 15 days after discovery which exceeds a screening concentration greater than 500 parts per million by volume above background as methane, or the dripping or exuding of process fluid based on sight, smell, or sound.	§ 115.354(1) § 115.354(10) § 115.354(11) § 115.354(3) § 115.354(5) § 115.354(6) § 115.354(9) [G]§ 115.355	§ 115.352(7) § 115.354(10) § 115.356 [G]§ 115.356(1) [G]§ 115.356(2) § 115.356(3) § 115.356(3)(A) § 115.356(3)(B) [G]§ 115.356(3)(C) § 115.356(5)	None
BOPXXFUG	EU	R5352-ALL	VOC	30 TAC Chapter 115, Pet. Refinery & Petrochemicals	§ 115.352(1)(A) § 115.352(1) § 115.352(2) § 115.352(2)(A) § 115.352(2)(C) § 115.352(2)(C)(i) § 115.352(2)(C)(ii) § 115.352(2)(C)(iii) § 115.352(3) § 115.352(7) § 115.357(1) § 115.357(8)	No agitators contacting a fluid with TVP less than or equal to 0.044 psia (heavy liquid service) shall be allowed to have a VOC leak, for more than 15 days after discovery which exceeds a screening concentration greater than 500 parts per million by volume above background as methane, or the dripping	[G]§ 115.355 § 115.357(1)	§ 115.352(7) § 115.356 [G]§ 115.356(1) [G]§ 115.356(2) § 115.356(3) § 115.356(3)(A) § 115.356(3)(B) [G]§ 115.356(3)(C) § 115.356(5)	None

**Applicable Requirements Summary**

Unit Group Process ID No.	Unit Group Process Type	SOP Index No.	Pollutant	State Rule or Federal Regulation Name	Emission Limitation, Standard or Equipment Specification Citation	Textual Description (See Special Term and Condition 1.B.)	Monitoring And Testing Requirements	Recordkeeping Requirements (30 TAC § 122.144)	Reporting Requirements (30 TAC § 122.145)
						or exuding of process fluid based on sight, smell, or sound.			
BOPXXFUG	EU	R5352-ALL	VOC	30 TAC Chapter 115, Pet. Refinery & Petrochemicals	§ 115.352(1)(A) § 115.352(1) § 115.352(2) § 115.352(2)(A) § 115.352(2)(C) § 115.352(2)(C)(i) § 115.352(2)(C)(ii) § 115.352(2)(C)(iii) § 115.352(3) § 115.352(7) § 115.357(8)	No agitators contacting a fluid with TVP greater than 0.044 psia (gas/vapor or light liquid service) shall be allowed to have a VOC leak, for more than 15 days after discovery which exceeds a screening concentration greater than 500 parts per million by volume above background as methane, or the dripping or exuding of process fluid based on sight, smell, or sound.	[G]§ 115.355	§ 115.352(7) § 115.356 [G]§ 115.356(1) [G]§ 115.356(2) § 115.356(3) § 115.356(3)(A) § 115.356(3)(B) [G]§ 115.356(3)(C) § 115.356(5)	None
BOPXXFUG	EU	R5352-ALL	VOC	30 TAC Chapter 115, Pet. Refinery & Petrochemicals	§ 115.352(1)(B) § 115.352(1) § 115.352(2) § 115.352(2)(A) § 115.352(2)(C) § 115.352(2)(C)(i) § 115.352(2)(C)(ii) § 115.352(2)(C)(iii) § 115.352(3) § 115.352(5) § 115.352(7) § 115.357(3) § 115.357(8)	No compressor seals in hydrogen service with and the hydrogen content can be expected to always exceed 50.0% by volume shall be allowed to have a VOC leak, for more than 15 days after discovery which exceeds a screening concentration greater than 10,000 parts per million by volume above background as methane, or the dripping or exuding of process fluid based on sight, smell, or sound.	[G]§ 115.355	§ 115.352(7) § 115.356 [G]§ 115.356(1) [G]§ 115.356(2) § 115.356(3) [G]§ 115.356(3)(C) § 115.356(5)	None
BOPXXFUG	EU	R5352-ALL	VOC	30 TAC Chapter 115, Pet. Refinery & Petrochemicals	§ 115.352(1)(B) § 115.352(1) § 115.352(2) § 115.352(2)(A)	No compressor seals that are equipped with a shaft sealing system that prevents or detects	[G]§ 115.355	§ 115.352(7) § 115.356 [G]§ 115.356(1) [G]§ 115.356(2)	None

**Applicable Requirements Summary**

Unit Group Process ID No.	Unit Group Process Type	SOP Index No.	Pollutant	State Rule or Federal Regulation Name	Emission Limitation, Standard or Equipment Specification Citation	Textual Description (See Special Term and Condition 1.B.)	Monitoring And Testing Requirements	Recordkeeping Requirements (30 TAC § 122.144)	Reporting Requirements (30 TAC § 122.145)
					§ 115.352(2)(C) § 115.352(2)(C)(i) § 115.352(2)(C)(ii) § 115.352(2)(C)(iii) § 115.352(3) § 115.352(5) § 115.352(7) § 115.357(4) § 115.357(8)	emissions of VOCs from the seal shall be allowed to have a VOC leak, for more than 15 days after discovery which exceeds a screening concentration greater than 10,000 parts per million by volume above background as methane, or the dripping or exuding of process fluid based on sight, smell, or sound.		§ 115.356(3) [G]§ 115.356(3)(C) § 115.356(5)	
BOPXXFUG	EU	R5352-ALL	VOC	30 TAC Chapter 115, Pet. Refinery & Petrochemicals	§ 115.352(1)(B) § 115.352(1) § 115.352(2) § 115.352(2)(A) § 115.352(2)(C) § 115.352(2)(C)(i) § 115.352(2)(C)(ii) § 115.352(2)(C)(iii) § 115.352(3) § 115.352(5) § 115.352(7) § 115.357(1) § 115.357(8)	No compressor seals contacting a fluid with TVP less than or equal to 0.044 psia (heavy liquid service) shall be allowed to have a VOC leak, for more than 15 days after discovery which exceeds a screening concentration greater than 10,000 parts per million by volume above background as methane, or the dripping or exuding of process fluid based on sight, smell, or sound.	§ 115.354(1) § 115.354(2) § 115.354(5) § 115.354(6) § 115.354(9) [G]§ 115.355 § 115.357(1)	§ 115.352(7) § 115.356 [G]§ 115.356(1) [G]§ 115.356(2) § 115.356(3) § 115.356(3)(A) § 115.356(3)(B) [G]§ 115.356(3)(C) § 115.356(5)	None
BOPXXFUG	EU	R5352-ALL	VOC	30 TAC Chapter 115, Pet. Refinery & Petrochemicals	§ 115.352(1)(B) § 115.352(1) § 115.352(2) § 115.352(2)(A) § 115.352(2)(C) § 115.352(2)(C)(i) § 115.352(2)(C)(ii) § 115.352(2)(C)(iii) § 115.352(3) § 115.352(5) § 115.352(7)	No compressor seals contacting a fluid with TVP greater than 0.044 psia (gas/vapor or light liquid service) shall be allowed to have a VOC leak, for more than 15 days after discovery which exceeds a screening concentration greater than 10,000 parts per million by volume above background	§ 115.354(1) § 115.354(10) § 115.354(2) § 115.354(5) § 115.354(6) § 115.354(9) [G]§ 115.355	§ 115.352(7) § 115.354(10) § 115.356 [G]§ 115.356(1) [G]§ 115.356(2) § 115.356(3) § 115.356(3)(A) § 115.356(3)(B) [G]§ 115.356(3)(C) § 115.356(5)	None

**Applicable Requirements Summary**

Unit Group Process ID No.	Unit Group Process Type	SOP Index No.	Pollutant	State Rule or Federal Regulation Name	Emission Limitation, Standard or Equipment Specification Citation	Textual Description (See Special Term and Condition 1.B.)	Monitoring And Testing Requirements	Recordkeeping Requirements (30 TAC § 122.144)	Reporting Requirements (30 TAC § 122.145)
					§ 115.357(12) § 115.357(8)	as methane, or the dripping or exuding of process fluid based on sight, smell, or sound.			
BOPXXFUG	EU	R5352-ALL	VOC	30 TAC Chapter 115, Pet. Refinery & Petrochemicals	§ 115.352(1)(B) § 115.352(1) § 115.352(2) § 115.352(2)(A) § 115.352(2)(C) § 115.352(2)(C)(i) § 115.352(2)(C)(ii) § 115.352(2)(C)(iii) § 115.352(3) § 115.352(5) § 115.352(7) § 115.357(4) § 115.357(8)	No pump seals that are equipped with a shaft sealing system that prevents or detects emissions of VOCs from the seal shall be allowed to have a VOC leak, for more than 15 days after discovery which exceeds a screening concentration greater than 10,000 parts per million by volume above background as methane, or the dripping or exuding of process fluid based on sight, smell, or sound.	[G]§ 115.355	§ 115.352(7) § 115.356 [G]§ 115.356(1) [G]§ 115.356(2) § 115.356(3) [G]§ 115.356(3)(C) § 115.356(5)	None
BOPXXFUG	EU	R5352-ALL	VOC	30 TAC Chapter 115, Pet. Refinery & Petrochemicals	§ 115.352(1)(B) § 115.352(1) § 115.352(2) § 115.352(2)(A) § 115.352(2)(C) § 115.352(2)(C)(i) § 115.352(2)(C)(ii) § 115.352(2)(C)(iii) § 115.352(3) § 115.352(5) § 115.352(7) § 115.357(1) § 115.357(8)	No pump seals contacting a fluid with TVP less than or equal to 0.044 psia (heavy liquid service) shall be allowed to have a VOC leak, for more than 15 days after discovery which exceeds a screening concentration greater than 10,000 parts per million by volume above background as methane, or the dripping or exuding of process fluid based on sight, smell, or sound.	§ 115.354(1) § 115.354(2) § 115.354(5) § 115.354(6) § 115.354(9) [G]§ 115.355 § 115.357(1)	§ 115.352(7) § 115.356 [G]§ 115.356(1) [G]§ 115.356(2) § 115.356(3) [G]§ 115.356(3)(C) § 115.356(5)	None
BOPXXFUG	EU	R5352-ALL	VOC	30 TAC Chapter 115, Pet. Refinery & Petrochemicals	§ 115.352(1)(C) § 115.352(1) § 115.352(2)	If the owner or operator elects to use the alternative work practice in §115.358,	§ 115.354(1) § 115.354(11) § 115.354(13)(A)	§ 115.352(7) § 115.354(13)(D) § 115.354(13)(E)	[G]§ 115.358(g)

**Applicable Requirements Summary**

Unit Group Process ID No.	Unit Group Process Type	SOP Index No.	Pollutant	State Rule or Federal Regulation Name	Emission Limitation, Standard or Equipment Specification Citation	Textual Description (See Special Term and Condition 1.B.)	Monitoring And Testing Requirements	Recordkeeping Requirements (30 TAC § 122.144)	Reporting Requirements (30 TAC § 122.145)
					§ 115.352(2)(A) § 115.352(2)(B) § 115.352(2)(C) § 115.352(2)(C)(i) § 115.352(2)(C)(ii) § 115.352(2)(C)(iii) § 115.352(3) § 115.352(5) § 115.352(7) § 115.357(8) § 115.358(c)(1) [G]§ 115.358(h)	no component shall be allowed to have a VOC leak, detected as defined in §115.358, for more than 15 days after discovery. This includes any leak detected using the alternative work practice on a component that is subject to the requirements of this division but not specifically selected for alternative work practice monitoring.	§ 115.354(13)(B) § 115.354(13)(C) § 115.354(13)(D) § 115.354(13)(E) § 115.354(13)(F) § 115.354(4) § 115.354(5) § 115.354(9) [G]§ 115.355 § 115.358(c)(2) § 115.358(d) [G]§ 115.358(e) § 115.358(f)	§ 115.356 [G]§ 115.356(1) [G]§ 115.356(2) § 115.356(3) § 115.356(3)(A) § 115.356(3)(B) [G]§ 115.356(3)(C) [G]§ 115.356(4) § 115.356(5)	
BOPXXFUG	EU	60VVA	VOC	40 CFR Part 60, Subpart VVa	§ 60.482-10a(d) § 60.18 § 60.482-10a(a) § 60.482-10a(m) § 60.482-1a(a) § 60.482-1a(b) § 60.482-1a(g) § 60.485a(b) § 60.485a(c) § 60.485a(c)(1) § 60.485a(f) § 60.486a(a)(1) § 60.486a(a)(2) § 60.486a(k)	Flares used to comply with this subpart shall comply with the requirements of §60.18.	§ 60.482-10a(e) § 60.482-1a(g) § 60.485a(a) [G]§ 60.485a(b)(1) § 60.485a(b)(2) § 60.485a(c)(2) [G]§ 60.485a(d) [G]§ 60.485a(g)	§ 60.482-1a(g) § 60.485a(b)(2) [G]§ 60.486a(d) § 60.486a(e) § 60.486a(e)(1) [G]§ 60.486a(e)(8)	§ 60.487a(a) § 60.487a(b) § 60.487a(b)(1) § 60.487a(c) § 60.487a(c)(1) § 60.487a(c)(2) § 60.487a(c)(2)(xi) § 60.487a(c)(3) § 60.487a(c)(4) § 60.487a(e)
BOPXXFUG	EU	60VVA	VOC	40 CFR Part 60, Subpart VVa	§ 60.482-10a(c) § 60.482-10a(a) § 60.482-10a(m) § 60.482-1a(a) § 60.482-1a(b) § 60.482-1a(g) § 60.485a(b) § 60.485a(c) § 60.485a(c)(1) § 60.485a(f) § 60.486a(a)(1)	Enclosed combustion devices shall be designed and operated to reduce the VOC emissions vented to them with an efficiency of 95 percent or greater, or to an exit concentration of 20 parts per million by volume, on a dry basis, corrected to 3 percent oxygen, whichever is less stringent	§ 60.482-10a(e) § 60.482-1a(g) [G]§ 60.485(d) § 60.485a(a) [G]§ 60.485a(b)(1) § 60.485a(b)(2) § 60.485a(c)(2)	§ 60.482-1a(g) § 60.485a(b)(2) [G]§ 60.486a(d) § 60.486a(e) § 60.486a(e)(1) [G]§ 60.486a(e)(8)	§ 60.487a(a) § 60.487a(b) § 60.487a(b)(1) § 60.487a(c) § 60.487a(c)(1) § 60.487a(c)(2) § 60.487a(c)(2)(xi) § 60.487a(c)(3) § 60.487a(c)(4) § 60.487a(e)

**Applicable Requirements Summary**

Unit Group Process ID No.	Unit Group Process Type	SOP Index No.	Pollutant	State Rule or Federal Regulation Name	Emission Limitation, Standard or Equipment Specification Citation	Textual Description (See Special Term and Condition 1.B.)	Monitoring And Testing Requirements	Recordkeeping Requirements (30 TAC § 122.144)	Reporting Requirements (30 TAC § 122.145)
					§ 60.486a(a)(2) § 60.486a(k)	or to provide a minimum residence time of 0.75 seconds at a minimum temperature of 816 degrees.			
BOPXXFUG	EU	60VVA	VOC	40 CFR Part 60, Subpart VVa	§ 60.482-10a(b) § 60.482-10a(a) § 60.482-10a(m) § 60.482-1a(a) § 60.482-1a(b) § 60.482-1a(g) § 60.485a(b) § 60.485a(c) § 60.485a(c)(1) § 60.485a(f) § 60.486a(a)(1) § 60.486a(a)(2) § 60.486a(k)	Vapor recovery systems (for example, condensers and absorbers) shall be designed and operated to recover the VOC emissions vented to them with an efficiency of 95 percent or greater, or to an exit concentration of 20 parts per million by volume, whichever is less stringent.	§ 60.482-10a(e) § 60.482-1a(g) § 60.485a(a) [G]§ 60.485a(b)(1) § 60.485a(b)(2) § 60.485a(c)(2) [G]§ 60.485a(d)	§ 60.482-1a(g) § 60.485a(b)(2) [G]§ 60.486a(d) § 60.486a(e) § 60.486a(e)(1) [G]§ 60.486a(e)(8)	§ 60.487a(a) § 60.487a(b) § 60.487a(b)(1) § 60.487a(c) § 60.487a(c)(1) § 60.487a(c)(2) § 60.487a(c)(2)(xi) § 60.487a(c)(3) § 60.487a(c)(4) § 60.487a(e)
BOPXXFUG	EU	60VVA	VOC	40 CFR Part 60, Subpart VVa	[G]§ 60.482-10a(g) § 60.482-10a(a) [G]§ 60.482-10a(f) § 60.482-10a(h) § 60.482-10a(i) [G]§ 60.482-10a(j) [G]§ 60.482-10a(k) § 60.482-10a(m) § 60.485a(b) § 60.486a(a)(1) § 60.486a(a)(2) § 60.486a(k)	Closed vent system leaks, as indicated by an instrument reading greater than 500 ppmv above background or by visual inspections, shall be repaired as soon as practicable except as provided in paragraph (h) of this section.	§ 60.485a(a) [G]§ 60.485a(b)(1) § 60.485a(b)(2) [G]§ 60.485a(d)	[G]§ 60.482-10a(l) § 60.485a(b)(2) [G]§ 60.486a(d) § 60.486a(e) § 60.486a(e)(1) [G]§ 60.486a(e)(8)	§ 60.487a(a) § 60.487a(b) § 60.487a(b)(1) § 60.487a(c) § 60.487a(c)(1) § 60.487a(c)(2) § 60.487a(c)(2)(xi) § 60.487a(c)(3) § 60.487a(c)(4) § 60.487a(e)
BOPXXFUG	EU	60VVA	VOC	40 CFR Part 60, Subpart VVa	§ 60.482-11a(b)(2) § 60.482-11a(b)(3) § 60.482-11a(d) [G]§ 60.482-11a(e) [G]§ 60.482-11a(f)(1) § 60.482-11a(f)(2) § 60.482-11a(g)	If an instrument reading greater than or equal to 500 ppm is measured in connectors in gas and vapor and light liquid service, a leak is detected.	§ 60.482-11a(a) § 60.482-11a(b) § 60.482-11a(b)(1) § 60.482-11a(b)(3) § 60.482-11a(b)(3)(i) § 60.482-11a(b)(3)(ii)	§ 60.482-11a(b)(3)(v) § 60.485a(b)(2) [G]§ 60.486a(a)(3) [G]§ 60.486a(b) [G]§ 60.486a(c) § 60.486a(e) § 60.486a(e)(1) [G]§ 60.486a(e)(8)	§ 60.487a(a) § 60.487a(b) § 60.487a(b)(1) § 60.487a(b)(5) § 60.487a(c) § 60.487a(c)(1) § 60.487a(c)(2) § 60.487a(c)(2)(i)

**Applicable Requirements Summary**

Unit Group Process ID No.	Unit Group Process Type	SOP Index No.	Pollutant	State Rule or Federal Regulation Name	Emission Limitation, Standard or Equipment Specification Citation	Textual Description (See Special Term and Condition 1.B.)	Monitoring And Testing Requirements	Recordkeeping Requirements (30 TAC § 122.144)	Reporting Requirements (30 TAC § 122.145)
					§ 60.482-9a(a) § 60.482-9a(b) [G]§ 60.482-9a(c) § 60.482-9a(f) § 60.485a(b) § 60.486a(a)(1) § 60.486a(a)(2) § 60.486a(k)		[G]§ 60.482-11a(b)(3)(iii) § 60.482-11a(b)(3)(iv) § 60.482-11a(c) § 60.482-9a(a) § 60.485a(a) [G]§ 60.485a(b)(1) § 60.485a(b)(2) [G]§ 60.485a(d) [G]§ 60.485a(e)	§ 60.486a(e)(9) § 60.486a(f) § 60.486a(f)(1)	§ 60.487a(c)(2)(vii) § 60.487a(c)(2)(viii) § 60.487a(c)(2)(xi) § 60.487a(c)(3) § 60.487a(c)(4) § 60.487a(e)
BOPXXFUG	EU	60VVA-A	VOC	40 CFR Part 60, Subpart VVa	[G]§ 60.482-1a(c) § 60.482-1a(a) § 60.482-1a(b) § 60.484a(a) § 60.484a(b) § 60.484a(b)(2) § 60.484a(b)(3) § 60.484a(c) § 60.484a(c)(2) § 60.484a(c)(3) § 60.484a(c)(4) § 60.484a(c)(5) § 60.484a(c)(6) § 60.484a(d) § 60.484a(e)(3) § 60.485a(b) § 60.486a(a)(1) § 60.486a(a)(2) § 60.486a(k)	A determination of equivalence of a means of emission limitation to meet §60.482-2a, §60.482-3a, §60.482-5a, §60.482-6a, §60.482-7a, §60.482-8a, and §60.482-10a may be requested. §60.482-1a(c)(1)-(2)	[G]§ 60.485a(b)(1) § 60.485a(b)(2)	§ 60.484a(b)(1) § 60.484a(c)(1) § 60.484a(c)(4) § 60.485a(b)(2) § 60.486a(e) § 60.486a(e)(1)	§ 60.487a(c) § 60.487a(c)(1) § 60.487a(c)(2) § 60.487a(c)(2)(xi) § 60.487a(c)(3) § 60.487a(c)(4) § 60.487a(e)
BOPXXFUG	EU	63YY	112(B) HAPS	40 CFR Part 63, Subpart YY	§ 63.1103(e)-Table 7(f)(1)(ii) [G]§ 63.1024 [G]§ 63.1103(e)(9) § 63.1107(h) [G]§ 63.1107(h)(4)	For equipment that contains or contacts greater than or equal to 5 weight-percent organic HAP and is not in vacuum service, comply with §63.1103(e)(9) and subpart UU of this part, as modified by Table 7.	[G]§ 63.1023 [G]§ 63.1024(c) [G]§ 63.1025 [G]§ 63.1026 [G]§ 63.1027 [G]§ 63.1028 [G]§ 63.1029 [G]§ 63.1031	[G]§ 63.10(b)(2)(vi) § 63.1023(e)(2) § 63.1024(d) [G]§ 63.1024(f) [G]§ 63.1038 § 63.1103(e)-Table 7(f)(1)(ii) § 63.1109(a)	[G]§ 63.1024 [G]§ 63.1039 § 63.1103(e)-Table 7(f)(1)(ii) [G]§ 63.1110(a) [G]§ 63.1110(b) [G]§ 63.1110(c) [G]§ 63.1110(d)

**Applicable Requirements Summary**

Unit Group Process ID No.	Unit Group Process Type	SOP Index No.	Pollutant	State Rule or Federal Regulation Name	Emission Limitation, Standard or Equipment Specification Citation	Textual Description (See Special Term and Condition 1.B.)	Monitoring And Testing Requirements	Recordkeeping Requirements (30 TAC § 122.144)	Reporting Requirements (30 TAC § 122.145)
							[G]§ 63.1032 [G]§ 63.1033 § 63.1103(e)-Table 7(f)(1)(ii) [G]§ 63.7(a)(4) [G]§ 63.7(c) § 63.7(e)(4) [G]§ 63.7(g)(2)	§ 63.1109(b) § 63.1109(c) § 63.1109(d)	§ 63.1110(e) § 63.1110(e)(1) § 63.1110(e)(2) § 63.1110(e)(3) [G]§ 63.1110(f) [G]§ 63.1110(g) [G]§ 63.1110(h)
CAF01	EP	R1111-1	Opacity	30 TAC Chapter 111, Visible Emissions	§ 111.111(a)(1)(C) § 111.111(a)(1)(E)	Visible emissions from any stationary vent shall not exceed an opacity of 15% averaged over a six minute period for any source with a total flow rate of at least 100,000 acfm unless a CEMS is installed.	[G]§ 111.111(a)(1)(F) ** See Periodic Monitoring Summary	None	None
CAF01	EP	R5720	Highly Reactive VOC	30 TAC Chapter 115, HRVOC Vent Gas	§ 115.722(c)(1) § 115.722(c)(3) § 115.725(a)(1)(A) § 115.725(a)(1)(B) § 115.725(a)(1)(C) § 115.725(a)(3) [G]§ 115.725(a)(4) § 115.725(a)(7) § 115.725(a)(7)(C) [G]§ 115.725(l) § 115.725(n) [G]§ 115.726(a)(2)	HRVOC emissions at each site located in Harris County that is subject to this division or Division 2 of this subchapter must not exceed 1,200 pounds of HRVOC per one-hour block period from any flare, vent, pressure relief valve, cooling tower, or any combination.	§ 115.725(a) § 115.725(a)(1)(A) § 115.725(a)(1)(B) § 115.725(a)(1)(C) § 115.725(a)(3) § 115.725(a)(3)(A) [G]§ 115.725(a)(4) § 115.725(a)(5) [G]§ 115.725(a)(6) [G]§ 115.725(a)(7)(A) § 115.725(a)(7)(B) § 115.725(a)(7)(C)	§ 115.726(b)(1) § 115.726(b)(2) § 115.726(b)(3) [G]§ 115.726(h) § 115.726(i) § 115.726(j)(1) § 115.726(j)(2)	[G]§ 115.725(a)(4) § 115.725(a)(5) [G]§ 115.725(a)(7)(A) § 115.725(a)(7)(B) § 115.725(n) [G]§ 115.726(a)(2)
CAF01	EU	R7300	CO	30 TAC Chapter 117, Subchapter B	§ 117.310(c)(1) § 117.310(c)(1)(A) § 117.310(c)(3) § 117.340(f)(1)	CO emissions must not exceed 400 ppmv at 3.0% O <sub>2</sub> , dry basis.	[G]§ 117.335(a)(1) § 117.335(a)(4) § 117.335(b) § 117.335(c) § 117.335(d) § 117.335(f) § 117.335(f)(3) § 117.335(g) § 117.340(a)	§ 117.345(a) § 117.345(f) § 117.345(f)(1) [G]§ 117.345(f)(2) § 117.345(f)(7) § 117.345(f)(8) § 117.345(f)(9) § 117.8100(a)(5)(C)	§ 117.335(b) § 117.335(g) [G]§ 117.345(b) [G]§ 117.345(c) § 117.345(d) § 117.345(d)(2) § 117.345(d)(3) § 117.345(d)(4) § 117.345(d)(5)



**Applicable Requirements Summary**

Unit Group Process ID No.	Unit Group Process Type	SOP Index No.	Pollutant	State Rule or Federal Regulation Name	Emission Limitation, Standard or Equipment Specification Citation	Textual Description (See Special Term and Condition 1.B.)	Monitoring And Testing Requirements	Recordkeeping Requirements (30 TAC § 122.144)	Reporting Requirements (30 TAC § 122.145)
							§ 117.340(b)(1) § 117.340(b)(3) § 117.340(e) [G]§ 117.340(f)(2) § 117.8100(a) § 117.8100(a)(1) § 117.8100(a)(1)(A) § 117.8100(a)(1)(B) § 117.8100(a)(1)(B)(ii) ) § 117.8100(a)(1)(B)(iii) ) § 117.8100(a)(1)(C) § 117.8100(a)(2) [G]§ 117.8100(a)(3) § 117.8100(a)(4) § 117.8100(a)(5) § 117.8100(a)(5)(A) § 117.8100(a)(5)(B) [G]§ 117.8100(a)(5)(D) [G]§ 117.8100(a)(5)(E) § 117.8100(a)(6) § 117.8120 § 117.8120(1) § 117.8120(1)(A)		§ 117.8010 [G]§ 117.8010(1) § 117.8010(2) § 117.8010(2)(A) § 117.8010(2)(B) [G]§ 117.8010(3) § 117.8010(4) [G]§ 117.8010(5) § 117.8010(6) [G]§ 117.8010(7) [G]§ 117.8010(8) § 117.8100(c)
CAF01	EP	63YY	112(B) HAPS	40 CFR Part 63, Subpart YY	§ 63.1103(e)-Table 7(j) § 63.1103(e)(3) [G]§ 63.1103(e)(7) [G]§ 63.1103(e)(8)	For a decoking operation associated with an ethylene cracking furnace, comply with requirements specified in § 63.1103(e)(7)-(8).	§ 63.1103(e)(7)(i) § 63.1103(e)(7)(ii) § 63.1103(e)(7)(iii) § 63.1103(e)(7)(iv) [G]§ 63.1103(e)(8) § 63.1103-Table 7(j) [G]§ 63.7(a)(4) [G]§ 63.7(c) § 63.7(e)(4) [G]§ 63.7(g)(2)	[G]§ 63.10(b)(2)(vi) § 63.1103-Table 7(j) § 63.1109(a) § 63.1109(b) § 63.1109(c) § 63.1109(d) [G]§ 63.1109(h)	§ 63.1103-Table 7(j) [G]§ 63.1110(a) [G]§ 63.1110(b) [G]§ 63.1110(c) [G]§ 63.1110(d) § 63.1110(e) § 63.1110(e)(1) § 63.1110(e)(2) § 63.1110(e)(3) [G]§ 63.1110(e)(7)

**Applicable Requirements Summary**

Unit Group Process ID No.	Unit Group Process Type	SOP Index No.	Pollutant	State Rule or Federal Regulation Name	Emission Limitation, Standard or Equipment Specification Citation	Textual Description (See Special Term and Condition 1.B.)	Monitoring And Testing Requirements	Recordkeeping Requirements (30 TAC § 122.144)	Reporting Requirements (30 TAC § 122.145)
									[G]§ 63.1110(f) [G]§ 63.1110(g) [G]§ 63.1110(h)
CAF01-DEC	EP	R5121	VOC	30 TAC Chapter 115, Vent Gas Controls	§ 115.127(a)(2)(A) [G]§ 115.122(a)(4) § 115.127(a)(2)	A vent gas stream having a combined weight of volatile organic compounds (VOC) equal to or less than 100 pounds in any continuous 24-hour period is exempt from §115.121(a)(1) of this title.	[G]§ 115.125 § 115.126(2)	§ 115.126 § 115.126(2) § 115.126(4)	None
CAF01-DEC	EU	63YY	112(B) HAPS	40 CFR Part 63, Subpart YY	§ 63.1103(e)-Table 7(j) § 63.1103(e)(3) [G]§ 63.1103(e)(7) [G]§ 63.1103(e)(8)	For a decoking operation associated with an ethylene cracking furnace, comply with requirements specified in § 63.1103(e)(7)-(8).	§ 63.1103(e)(7)(i) § 63.1103(e)(7)(ii) § 63.1103(e)(7)(iii) § 63.1103(e)(7)(iv) [G]§ 63.1103(e)(8) § 63.1103-Table 7(j) [G]§ 63.7(a)(4) [G]§ 63.7(c) § 63.7(e)(4) [G]§ 63.7(g)(2)	[G]§ 63.10(b)(2)(vi) § 63.1103-Table 7(j) § 63.1109(a) § 63.1109(b) § 63.1109(c) § 63.1109(d) [G]§ 63.1109(h)	§ 63.1103-Table 7(j) [G]§ 63.1110(a) [G]§ 63.1110(b) [G]§ 63.1110(c) [G]§ 63.1110(d) § 63.1110(e) § 63.1110(e)(1) § 63.1110(e)(2) § 63.1110(e)(3) [G]§ 63.1110(e)(7) [G]§ 63.1110(f) [G]§ 63.1110(g) [G]§ 63.1110(h)
CBF01	EP	R1111-1	Opacity	30 TAC Chapter 111, Visible Emissions	§ 111.111(a)(1)(C) § 111.111(a)(1)(E)	Visible emissions from any stationary vent shall not exceed an opacity of 15% averaged over a six minute period for any source with a total flow rate of at least 100,000 acfm unless a CEMS is installed.	[G]§ 111.111(a)(1)(F) ** See Periodic Monitoring Summary	None	None
CBF01	EP	R5720	Highly Reactive VOC	30 TAC Chapter 115, HRVOC Vent Gas	§ 115.722(c)(1) § 115.722(c)(3) § 115.725(a)(1)(A) § 115.725(a)(1)(B) § 115.725(a)(1)(C)	HRVOC emissions at each site located in Harris County that is subject to this division or Division 2 of this subchapter must not exceed	§ 115.725(a) § 115.725(a)(1)(A) § 115.725(a)(1)(B) § 115.725(a)(1)(C) § 115.725(a)(3)	§ 115.726(b)(1) § 115.726(b)(2) § 115.726(b)(3) [G]§ 115.726(h) § 115.726(i)	[G]§ 115.725(a)(4) § 115.725(a)(5) [G]§ 115.725(a)(7)(A) § 115.725(a)(7)(B) § 115.725(n)

**Applicable Requirements Summary**

Unit Group Process ID No.	Unit Group Process Type	SOP Index No.	Pollutant	State Rule or Federal Regulation Name	Emission Limitation, Standard or Equipment Specification Citation	Textual Description (See Special Term and Condition 1.B.)	Monitoring And Testing Requirements	Recordkeeping Requirements (30 TAC § 122.144)	Reporting Requirements (30 TAC § 122.145)
					§ 115.725(a)(3) [G]§ 115.725(a)(4) § 115.725(a)(7) § 115.725(a)(7)(C) [G]§ 115.725(l) § 115.725(n) [G]§ 115.726(a)(2)	1,200 pounds of HRVOC per one-hour block period from any flare, vent, pressure relief valve, cooling tower, or any combination.	§ 115.725(a)(3)(A) [G]§ 115.725(a)(4) § 115.725(a)(5) [G]§ 115.725(a)(6) [G]§ 115.725(a)(7)(A) § 115.725(a)(7)(B) § 115.725(a)(7)(C)	§ 115.726(j)(1) § 115.726(j)(2)	[G]§ 115.726(a)(2)
CBF01	EU	R7300	CO	30 TAC Chapter 117, Subchapter B	§ 117.310(c)(1) § 117.310(c)(1)(A) § 117.310(c)(3) § 117.340(f)(1)	CO emissions must not exceed 400 ppmv at 3.0% O <sub>2</sub> , dry basis.	[G]§ 117.335(a)(1) § 117.335(a)(4) § 117.335(b) § 117.335(c) § 117.335(d) § 117.335(f) § 117.335(f)(3) § 117.335(g) § 117.340(a) § 117.340(b)(1) § 117.340(b)(3) § 117.340(e) [G]§ 117.340(f)(2) § 117.8100(a) § 117.8100(a)(1) § 117.8100(a)(1)(A) § 117.8100(a)(1)(B) § 117.8100(a)(1)(B)(ii) ) § 117.8100(a)(1)(B)(iii) ) § 117.8100(a)(1)(C) § 117.8100(a)(2) [G]§ 117.8100(a)(3) § 117.8100(a)(4) § 117.8100(a)(5) § 117.8100(a)(5)(A) § 117.8100(a)(5)(B) [G]§	§ 117.345(a) § 117.345(f) § 117.345(f)(1) [G]§ 117.345(f)(2) § 117.345(f)(7) § 117.345(f)(8) § 117.345(f)(9) § 117.8100(a)(5)(C)	§ 117.335(b) § 117.335(g) [G]§ 117.345(b) [G]§ 117.345(c) § 117.345(d) § 117.345(d)(2) § 117.345(d)(3) § 117.345(d)(4) § 117.345(d)(5) § 117.8010 [G]§ 117.8010(1) § 117.8010(2) § 117.8010(2)(A) § 117.8010(2)(B) [G]§ 117.8010(3) § 117.8010(4) [G]§ 117.8010(5) § 117.8010(6) [G]§ 117.8010(7) [G]§ 117.8010(8) § 117.8100(c)

**Applicable Requirements Summary**

Unit Group Process ID No.	Unit Group Process Type	SOP Index No.	Pollutant	State Rule or Federal Regulation Name	Emission Limitation, Standard or Equipment Specification Citation	Textual Description (See Special Term and Condition 1.B.)	Monitoring And Testing Requirements	Recordkeeping Requirements (30 TAC § 122.144)	Reporting Requirements (30 TAC § 122.145)
							117.8100(a)(5)(D) [G]§ 117.8100(a)(5)(E) § 117.8100(a)(6) § 117.8120 § 117.8120(1) § 117.8120(1)(A)		
CBF01	EP	63YY	112(B) HAPS	40 CFR Part 63, Subpart YY	§ 63.1103(e)-Table 7(j) § 63.1103(e)(3) [G]§ 63.1103(e)(7) [G]§ 63.1103(e)(8)	For a decoking operation associated with an ethylene cracking furnace, comply with requirements specified in § 63.1103(e)(7)-(8).	§ 63.1103(e)(7)(i) § 63.1103(e)(7)(ii) § 63.1103(e)(7)(iii) § 63.1103(e)(7)(iv) [G]§ 63.1103(e)(8) § 63.1103-Table 7(j) [G]§ 63.7(a)(4) [G]§ 63.7(c) § 63.7(e)(4) [G]§ 63.7(g)(2)	[G]§ 63.10(b)(2)(vi) § 63.1103-Table 7(j) § 63.1109(a) § 63.1109(b) § 63.1109(c) § 63.1109(d) [G]§ 63.1109(h)	§ 63.1103-Table 7(j) [G]§ 63.1110(a) [G]§ 63.1110(b) [G]§ 63.1110(c) [G]§ 63.1110(d) § 63.1110(e) § 63.1110(e)(1) § 63.1110(e)(2) § 63.1110(e)(3) [G]§ 63.1110(e)(7) [G]§ 63.1110(f) [G]§ 63.1110(g) [G]§ 63.1110(h)
CBF01-DEC	EP	R5121	VOC	30 TAC Chapter 115, Vent Gas Controls	§ 115.127(a)(2)(A) [G]§ 115.122(a)(4) § 115.127(a)(2)	A vent gas stream having a combined weight of volatile organic compounds (VOC) equal to or less than 100 pounds in any continuous 24-hour period is exempt from §115.121(a)(1) of this title.	[G]§ 115.125 § 115.126(2)	§ 115.126 § 115.126(2) § 115.126(4)	None
CBF01-DEC	EU	63YY	112(B) HAPS	40 CFR Part 63, Subpart YY	§ 63.1103(e)-Table 7(j) § 63.1103(e)(3) [G]§ 63.1103(e)(7) [G]§ 63.1103(e)(8)	For a decoking operation associated with an ethylene cracking furnace, comply with requirements specified in § 63.1103(e)(7)-(8).	§ 63.1103(e)(7)(i) § 63.1103(e)(7)(ii) § 63.1103(e)(7)(iii) § 63.1103(e)(7)(iv) [G]§ 63.1103(e)(8) § 63.1103-Table 7(j) [G]§ 63.7(a)(4) [G]§ 63.7(c) § 63.7(e)(4) [G]§ 63.7(g)(2)	[G]§ 63.10(b)(2)(vi) § 63.1103-Table 7(j) § 63.1109(a) § 63.1109(b) § 63.1109(c) § 63.1109(d) [G]§ 63.1109(h)	§ 63.1103-Table 7(j) [G]§ 63.1110(a) [G]§ 63.1110(b) [G]§ 63.1110(c) [G]§ 63.1110(d) § 63.1110(e) § 63.1110(e)(1) § 63.1110(e)(2) § 63.1110(e)(3) [G]§ 63.1110(e)(7)

**Applicable Requirements Summary**

Unit Group Process ID No.	Unit Group Process Type	SOP Index No.	Pollutant	State Rule or Federal Regulation Name	Emission Limitation, Standard or Equipment Specification Citation	Textual Description (See Special Term and Condition 1.B.)	Monitoring And Testing Requirements	Recordkeeping Requirements (30 TAC § 122.144)	Reporting Requirements (30 TAC § 122.145)
									[G]§ 63.1110(f) [G]§ 63.1110(g) [G]§ 63.1110(h)
CBLOAD-1	EU	R5212-5	VOC	30 TAC Chapter 115, Loading and Unloading of VOC	§ 115.212(a)(1) § 115.212(a)(1)(A) § 115.212(a)(3)(A) § 115.212(a)(3)(A)(i) § 115.212(a)(3)(B) [G]§ 115.212(a)(3)(C) § 115.212(a)(3)(E) § 115.214(a)(1)(B) § 115.214(a)(1)(C) § 60.18	At operations other than gasoline terminals, gasoline bulk plants, and marine terminals, vapors from loading VOC with a true vapor pressure of 0.5 psia or greater must be controlled by one of the methods specified in § 115.212(a)(1)(A)-(C).	§ 115.212(a)(3)(B) § 115.214(a)(1)(A) § 115.214(a)(1)(A)(i) § 115.214(a)(1)(A)(ii) § 115.214(a)(1)(A)(iii) § 115.215 § 115.215(1) § 115.215(10) [G]§ 115.215(2) [G]§ 115.215(3) § 115.215(4) § 115.215(9) § 115.216(1) § 115.216(1)(B)	§ 115.216 § 115.216(1) § 115.216(1)(B) § 115.216(2) § 115.216(3)(A) § 115.216(3)(A)(i) § 115.216(3)(A)(ii) § 115.216(3)(A)(iii) § 115.216(3)(B)	None
CCF01	EP	R1111-1	Opacity	30 TAC Chapter 111, Visible Emissions	§ 111.111(a)(1)(C) § 111.111(a)(1)(E)	Visible emissions from any stationary vent shall not exceed an opacity of 15% averaged over a six minute period for any source with a total flow rate of at least 100,000 acfm unless a CEMS is installed.	[G]§ 111.111(a)(1)(F) ** See Periodic Monitoring Summary	None	None
CCF01	EP	R5720	Highly Reactive VOC	30 TAC Chapter 115, HRVOC Vent Gas	§ 115.722(c)(1) § 115.722(c)(3) § 115.725(a)(1)(A) § 115.725(a)(1)(B) § 115.725(a)(1)(C) § 115.725(a)(3) [G]§ 115.725(a)(4) § 115.725(a)(7) § 115.725(a)(7)(C) [G]§ 115.725(l)	HRVOC emissions at each site located in Harris County that is subject to this division or Division 2 of this subchapter must not exceed 1,200 pounds of HRVOC per one-hour block period from any flare, vent, pressure relief valve, cooling tower, or any	§ 115.725(a) § 115.725(a)(1)(A) § 115.725(a)(1)(B) § 115.725(a)(1)(C) § 115.725(a)(3) § 115.725(a)(3)(A) [G]§ 115.725(a)(4) § 115.725(a)(5) [G]§ 115.725(a)(6) [G]§	§ 115.726(b)(1) § 115.726(b)(2) § 115.726(b)(3) [G]§ 115.726(h) § 115.726(i) § 115.726(j)(1) § 115.726(j)(2)	[G]§ 115.725(a)(4) § 115.725(a)(5) [G]§ 115.725(a)(7)(A) § 115.725(a)(7)(B) § 115.725(n) [G]§ 115.726(a)(2)

**Applicable Requirements Summary**

Unit Group Process ID No.	Unit Group Process Type	SOP Index No.	Pollutant	State Rule or Federal Regulation Name	Emission Limitation, Standard or Equipment Specification Citation	Textual Description (See Special Term and Condition 1.B.)	Monitoring And Testing Requirements	Recordkeeping Requirements (30 TAC § 122.144)	Reporting Requirements (30 TAC § 122.145)
					§ 115.725(n) [G]§ 115.726(a)(2)	combination.	115.725(a)(7)(A) § 115.725(a)(7)(B) § 115.725(a)(7)(C)		
CCF01	EU	R7300	CO	30 TAC Chapter 117, Subchapter B	§ 117.310(c)(1) § 117.310(c)(1)(A) § 117.310(c)(3) § 117.340(f)(1)	CO emissions must not exceed 400 ppmv at 3.0% O 2, dry basis.	[G]§ 117.335(a)(1) § 117.335(a)(4) § 117.335(b) § 117.335(c) § 117.335(d) § 117.335(f) § 117.335(f)(3) § 117.335(g) § 117.340(a) § 117.340(b)(1) § 117.340(b)(3) § 117.340(e) [G]§ 117.340(f)(2) § 117.8100(a) § 117.8100(a)(1) § 117.8100(a)(1)(A) § 117.8100(a)(1)(B) § 117.8100(a)(1)(B)(ii) ) § 117.8100(a)(1)(B)(iii) ) § 117.8100(a)(1)(C) § 117.8100(a)(2) [G]§ 117.8100(a)(3) § 117.8100(a)(4) § 117.8100(a)(5) § 117.8100(a)(5)(A) § 117.8100(a)(5)(B) [G]§ 117.8100(a)(5)(D) [G]§ 117.8100(a)(5)(E) § 117.8100(a)(6) § 117.8120	§ 117.345(a) § 117.345(f) § 117.345(f)(1) [G]§ 117.345(f)(2) § 117.345(f)(7) § 117.345(f)(8) § 117.345(f)(9) § 117.8100(a)(5)(C)	§ 117.335(b) § 117.335(g) [G]§ 117.345(b) [G]§ 117.345(c) § 117.345(d) § 117.345(d)(2) § 117.345(d)(3) § 117.345(d)(4) § 117.345(d)(5) § 117.8010 [G]§ 117.8010(1) § 117.8010(2) § 117.8010(2)(A) § 117.8010(2)(B) [G]§ 117.8010(3) § 117.8010(4) [G]§ 117.8010(5) § 117.8010(6) [G]§ 117.8010(7) [G]§ 117.8010(8) § 117.8100(c)

**Applicable Requirements Summary**

Unit Group Process ID No.	Unit Group Process Type	SOP Index No.	Pollutant	State Rule or Federal Regulation Name	Emission Limitation, Standard or Equipment Specification Citation	Textual Description (See Special Term and Condition 1.B.)	Monitoring And Testing Requirements	Recordkeeping Requirements (30 TAC § 122.144)	Reporting Requirements (30 TAC § 122.145)
							§ 117.8120(1) § 117.8120(1)(A)		
CCF01	EP	63YY	112(B) HAPS	40 CFR Part 63, Subpart YY	§ 63.1103(e)-Table 7(j) § 63.1103(e)(3) [G]§ 63.1103(e)(7) [G]§ 63.1103(e)(8)	For a decoking operation associated with an ethylene cracking furnace, comply with requirements specified in § 63.1103(e)(7)-(8).	§ 63.1103(e)(7)(i) § 63.1103(e)(7)(ii) § 63.1103(e)(7)(iii) § 63.1103(e)(7)(iv) [G]§ 63.1103(e)(8) § 63.1103-Table 7(j) [G]§ 63.7(a)(4) [G]§ 63.7(c) § 63.7(e)(4) [G]§ 63.7(g)(2)	[G]§ 63.10(b)(2)(vi) § 63.1103-Table 7(j) § 63.1109(a) § 63.1109(b) § 63.1109(c) § 63.1109(d) [G]§ 63.1109(h)	§ 63.1103-Table 7(j) [G]§ 63.1110(a) [G]§ 63.1110(b) [G]§ 63.1110(c) [G]§ 63.1110(d) § 63.1110(e) § 63.1110(e)(1) § 63.1110(e)(2) § 63.1110(e)(3) [G]§ 63.1110(e)(7) [G]§ 63.1110(f) [G]§ 63.1110(g) [G]§ 63.1110(h)
CCF01-DEC	EP	R5121	VOC	30 TAC Chapter 115, Vent Gas Controls	§ 115.127(a)(2)(A) [G]§ 115.122(a)(4) § 115.127(a)(2)	A vent gas stream having a combined weight of volatile organic compounds (VOC) equal to or less than 100 pounds in any continuous 24-hour period is exempt from §115.121(a)(1) of this title.	[G]§ 115.125 § 115.126(2)	§ 115.126 § 115.126(2) § 115.126(4)	None
CCF01-DEC	EU	63YY	112(B) HAPS	40 CFR Part 63, Subpart YY	§ 63.1103(e)-Table 7(j) § 63.1103(e)(3) [G]§ 63.1103(e)(7) [G]§ 63.1103(e)(8)	For a decoking operation associated with an ethylene cracking furnace, comply with requirements specified in § 63.1103(e)(7)-(8).	§ 63.1103(e)(7)(i) § 63.1103(e)(7)(ii) § 63.1103(e)(7)(iii) § 63.1103(e)(7)(iv) [G]§ 63.1103(e)(8) § 63.1103-Table 7(j) [G]§ 63.7(a)(4) [G]§ 63.7(c) § 63.7(e)(4) [G]§ 63.7(g)(2)	[G]§ 63.10(b)(2)(vi) § 63.1103-Table 7(j) § 63.1109(a) § 63.1109(b) § 63.1109(c) § 63.1109(d) [G]§ 63.1109(h)	§ 63.1103-Table 7(j) [G]§ 63.1110(a) [G]§ 63.1110(b) [G]§ 63.1110(c) [G]§ 63.1110(d) § 63.1110(e) § 63.1110(e)(1) § 63.1110(e)(2) § 63.1110(e)(3) [G]§ 63.1110(e)(7) [G]§ 63.1110(f) [G]§ 63.1110(g) [G]§ 63.1110(h)
CDANALYZ	EP	R5720	Highly	30 TAC Chapter	§ 115.727(c)(2)	A vent gas stream that has	None	§ 115.726(e)(3)(A)	None

**Applicable Requirements Summary**

Unit Group Process ID No.	Unit Group Process Type	SOP Index No.	Pollutant	State Rule or Federal Regulation Name	Emission Limitation, Standard or Equipment Specification Citation	Textual Description (See Special Term and Condition 1.B.)	Monitoring And Testing Requirements	Recordkeeping Requirements (30 TAC § 122.144)	Reporting Requirements (30 TAC § 122.145)
ER			Reactive VOC	115, HRVOC Vent Gas		the potential to emit HRVOCs, but has a concentration less than 100 ppmv at all times or has a maximum potential flow rate equal to or less than 100 dry standard cubic feet per hour is exempt from this division with the exception of § 115.726(e)(3)(A) of this title. The maximum potential HRVOC emissions for the sum of all vent gas streams claimed under this exemption, must be less for the account specified in § 115.722(a) or (b) of this title than 0.5 tpy.		§ 115.726(j)(2)	
CDANALYZER	EP	R5127	VOC	30 TAC Chapter 115, Vent Gas Controls	§ 115.127(a)(2)(A) [G]§ 115.122(a)(4) § 115.127(a)(2)	A vent gas stream having a combined weight of volatile organic compounds (VOC) equal to or less than 100 pounds in any continuous 24-hour period is exempt from §115.121(a)(1) of this title.	[G]§ 115.125 § 115.126(2)	§ 115.126 § 115.126(2) § 115.126(4)	None
CDF01	EP	R1111-1	Opacity	30 TAC Chapter 111, Visible Emissions	§ 111.111(a)(1)(C) § 111.111(a)(1)(E)	Visible emissions from any stationary vent shall not exceed an opacity of 15% averaged over a six minute period for any source with a total flow rate of at least 100,000 acfm unless a CEMS is installed.	[G]§ 111.111(a)(1)(F) ** See Periodic Monitoring Summary	None	None
CDF01	EP	R5720	Highly Reactive VOC	30 TAC Chapter 115, HRVOC Vent Gas	§ 115.722(c)(1) § 115.722(c)(3) § 115.725(a)(1)(A) § 115.725(a)(1)(B)	HRVOC emissions at each site located in Harris County that is subject to this division or Division 2 of this	§ 115.725(a) § 115.725(a)(1)(A) § 115.725(a)(1)(B) § 115.725(a)(1)(C)	§ 115.726(b)(1) § 115.726(b)(2) § 115.726(b)(3) [G]§ 115.726(h)	[G]§ 115.725(a)(4) § 115.725(a)(5) [G]§ 115.725(a)(7)(A) § 115.725(a)(7)(B)



**Applicable Requirements Summary**

Unit Group Process ID No.	Unit Group Process Type	SOP Index No.	Pollutant	State Rule or Federal Regulation Name	Emission Limitation, Standard or Equipment Specification Citation	Textual Description (See Special Term and Condition 1.B.)	Monitoring And Testing Requirements	Recordkeeping Requirements (30 TAC § 122.144)	Reporting Requirements (30 TAC § 122.145)
					§ 115.725(a)(1)(C) § 115.725(a)(3) [G]§ 115.725(a)(4) § 115.725(a)(7) § 115.725(a)(7)(C) [G]§ 115.725(l) § 115.725(n) [G]§ 115.726(a)(2)	subchapter must not exceed 1,200 pounds of HRVOC per one-hour block period from any flare, vent, pressure relief valve, cooling tower, or any combination.	§ 115.725(a)(3) § 115.725(a)(3)(A) [G]§ 115.725(a)(4) § 115.725(a)(5) [G]§ 115.725(a)(6) [G]§ 115.725(a)(7)(A) § 115.725(a)(7)(B) § 115.725(a)(7)(C)	§ 115.726(i) § 115.726(j)(1) § 115.726(j)(2)	§ 115.725(n) [G]§ 115.726(a)(2)
CDF01	EU	R7300	CO	30 TAC Chapter 117, Subchapter B	§ 117.310(c)(1) § 117.310(c)(1)(A) § 117.310(c)(3) § 117.340(f)(1)	CO emissions must not exceed 400 ppmv at 3.0% O <sub>2</sub> , dry basis.	[G]§ 117.335(a)(1) § 117.335(a)(4) § 117.335(b) § 117.335(c) § 117.335(d) § 117.335(f) § 117.335(f)(3) § 117.335(g) § 117.340(a) § 117.340(b)(1) § 117.340(b)(3) § 117.340(e) [G]§ 117.340(f)(2) § 117.8100(a) § 117.8100(a)(1) § 117.8100(a)(1)(A) § 117.8100(a)(1)(B) § 117.8100(a)(1)(B)(ii) ) § 117.8100(a)(1)(B)(iii) ) § 117.8100(a)(1)(C) § 117.8100(a)(2) [G]§ 117.8100(a)(3) § 117.8100(a)(4) § 117.8100(a)(5) § 117.8100(a)(5)(A) § 117.8100(a)(5)(B)	§ 117.345(a) § 117.345(f) § 117.345(f)(1) [G]§ 117.345(f)(2) § 117.345(f)(7) § 117.345(f)(8) § 117.345(f)(9) § 117.8100(a)(5)(C)	§ 117.335(b) § 117.335(g) [G]§ 117.345(b) [G]§ 117.345(c) § 117.345(d) § 117.345(d)(2) § 117.345(d)(3) § 117.345(d)(4) § 117.345(d)(5) § 117.8010 [G]§ 117.8010(1) § 117.8010(2) § 117.8010(2)(A) § 117.8010(2)(B) [G]§ 117.8010(3) § 117.8010(4) [G]§ 117.8010(5) § 117.8010(6) [G]§ 117.8010(7) [G]§ 117.8010(8) § 117.8100(c)

**Applicable Requirements Summary**

Unit Group Process ID No.	Unit Group Process Type	SOP Index No.	Pollutant	State Rule or Federal Regulation Name	Emission Limitation, Standard or Equipment Specification Citation	Textual Description (See Special Term and Condition 1.B.)	Monitoring And Testing Requirements	Recordkeeping Requirements (30 TAC § 122.144)	Reporting Requirements (30 TAC § 122.145)
							[G]§ 117.8100(a)(5)(D) [G]§ 117.8100(a)(5)(E) § 117.8100(a)(6) § 117.8120 § 117.8120(1) § 117.8120(1)(A)		
CDF01	EU	63YY	112(B) HAPS	40 CFR Part 63, Subpart YY	§ 63.1103(e)-Table 7(j) § 63.1103(e)(3) [G]§ 63.1103(e)(7) [G]§ 63.1103(e)(8)	For a decoking operation associated with an ethylene cracking furnace, comply with requirements specified in § 63.1103(e)(7)-(8).	§ 63.1103(e)(7)(i) § 63.1103(e)(7)(ii) § 63.1103(e)(7)(iii) § 63.1103(e)(7)(iv) [G]§ 63.1103(e)(8) § 63.1103-Table 7(j) [G]§ 63.7(a)(4) [G]§ 63.7(c) § 63.7(e)(4) [G]§ 63.7(g)(2)	[G]§ 63.10(b)(2)(vi) § 63.1103-Table 7(j) § 63.1109(a) § 63.1109(b) § 63.1109(c) § 63.1109(d) [G]§ 63.1109(h)	§ 63.1103-Table 7(j) [G]§ 63.1110(a) [G]§ 63.1110(b) [G]§ 63.1110(c) [G]§ 63.1110(d) § 63.1110(e) § 63.1110(e)(1) § 63.1110(e)(2) § 63.1110(e)(3) [G]§ 63.1110(e)(7) [G]§ 63.1110(f) [G]§ 63.1110(g) [G]§ 63.1110(h)
CDF01-DEC	EP	R5121	VOC	30 TAC Chapter 115, Vent Gas Controls	§ 115.127(a)(2)(A) [G]§ 115.122(a)(4) § 115.127(a)(2)	A vent gas stream having a combined weight of volatile organic compounds (VOC) equal to or less than 100 pounds in any continuous 24-hour period is exempt from §115.121(a)(1) of this title.	[G]§ 115.125 § 115.126(2)	§ 115.126 § 115.126(2) § 115.126(4)	None
CDF01-DEC	EU	63YY	112(B) HAPS	40 CFR Part 63, Subpart YY	§ 63.1103(e)-Table 7(j) § 63.1103(e)(3) [G]§ 63.1103(e)(7) [G]§ 63.1103(e)(8)	For a decoking operation associated with an ethylene cracking furnace, comply with requirements specified in § 63.1103(e)(7)-(8).	§ 63.1103(e)(7)(i) § 63.1103(e)(7)(ii) § 63.1103(e)(7)(iii) § 63.1103(e)(7)(iv) [G]§ 63.1103(e)(8) § 63.1103-Table 7(j) [G]§ 63.7(a)(4) [G]§ 63.7(c) § 63.7(e)(4)	[G]§ 63.10(b)(2)(vi) § 63.1103-Table 7(j) § 63.1109(a) § 63.1109(b) § 63.1109(c) § 63.1109(d) [G]§ 63.1109(h)	§ 63.1103-Table 7(j) [G]§ 63.1110(a) [G]§ 63.1110(b) [G]§ 63.1110(c) [G]§ 63.1110(d) § 63.1110(e) § 63.1110(e)(1) § 63.1110(e)(2) § 63.1110(e)(3)

**Applicable Requirements Summary**

Unit Group Process ID No.	Unit Group Process Type	SOP Index No.	Pollutant	State Rule or Federal Regulation Name	Emission Limitation, Standard or Equipment Specification Citation	Textual Description (See Special Term and Condition 1.B.)	Monitoring And Testing Requirements	Recordkeeping Requirements (30 TAC § 122.144)	Reporting Requirements (30 TAC § 122.145)
							[G]§ 63.7(g)(2)		[G]§ 63.1110(e)(7) [G]§ 63.1110(f) [G]§ 63.1110(g) [G]§ 63.1110(h)
CEF01	EP	R1111-1	Opacity	30 TAC Chapter 111, Visible Emissions	§ 111.111(a)(1)(C) § 111.111(a)(1)(E)	Visible emissions from any stationary vent shall not exceed an opacity of 15% averaged over a six minute period for any source with a total flow rate of at least 100,000 acfm unless a CEMS is installed.	[G]§ 111.111(a)(1)(F) ** See Periodic Monitoring Summary	None	None
CEF01	EP	R5720	Highly Reactive VOC	30 TAC Chapter 115, HRVOC Vent Gas	§ 115.722(c)(1) § 115.722(c)(3) § 115.725(a)(1)(A) § 115.725(a)(1)(B) § 115.725(a)(1)(C) § 115.725(a)(3) [G]§ 115.725(a)(4) § 115.725(a)(7) § 115.725(a)(7)(C) [G]§ 115.725(l) § 115.725(n) [G]§ 115.726(a)(2)	HRVOC emissions at each site located in Harris County that is subject to this division or Division 2 of this subchapter must not exceed 1,200 pounds of HRVOC per one-hour block period from any flare, vent, pressure relief valve, cooling tower, or any combination.	§ 115.725(a) § 115.725(a)(1)(A) § 115.725(a)(1)(B) § 115.725(a)(1)(C) § 115.725(a)(3) § 115.725(a)(3)(A) [G]§ 115.725(a)(4) § 115.725(a)(5) [G]§ 115.725(a)(6) [G]§ 115.725(a)(7)(A) § 115.725(a)(7)(B) § 115.725(a)(7)(C)	§ 115.726(b)(1) § 115.726(b)(2) § 115.726(b)(3) [G]§ 115.726(h) § 115.726(i) § 115.726(j)(1) § 115.726(j)(2)	[G]§ 115.725(a)(4) § 115.725(a)(5) [G]§ 115.725(a)(7)(A) § 115.725(a)(7)(B) § 115.725(n) [G]§ 115.726(a)(2)
CEF01	EU	R7300	CO	30 TAC Chapter 117, Subchapter B	§ 117.310(c)(1) § 117.310(c)(1)(A) § 117.310(c)(3) § 117.340(f)(1)	CO emissions must not exceed 400 ppmv at 3.0% O <sub>2</sub> , dry basis.	[G]§ 117.335(a)(1) § 117.335(a)(4) § 117.335(b) § 117.335(c) § 117.335(d) § 117.335(f) § 117.335(f)(3) § 117.335(g) § 117.340(a) § 117.340(b)(1) § 117.340(b)(3) § 117.340(e) [G]§ 117.340(f)(2)	§ 117.345(a) § 117.345(f) § 117.345(f)(1) [G]§ 117.345(f)(2) § 117.345(f)(7) § 117.345(f)(8) § 117.345(f)(9) § 117.8100(a)(5)(C)	§ 117.335(b) § 117.335(g) [G]§ 117.345(b) [G]§ 117.345(c) § 117.345(d) § 117.345(d)(2) § 117.345(d)(3) § 117.345(d)(4) § 117.345(d)(5) § 117.8010 [G]§ 117.8010(1) § 117.8010(2) § 117.8010(2)(A)

**Applicable Requirements Summary**

Unit Group Process ID No.	Unit Group Process Type	SOP Index No.	Pollutant	State Rule or Federal Regulation Name	Emission Limitation, Standard or Equipment Specification Citation	Textual Description (See Special Term and Condition 1.B.)	Monitoring And Testing Requirements	Recordkeeping Requirements (30 TAC § 122.144)	Reporting Requirements (30 TAC § 122.145)
							§ 117.8100(a) § 117.8100(a)(1) § 117.8100(a)(1)(A) § 117.8100(a)(1)(B) § 117.8100(a)(1)(B)(ii) § 117.8100(a)(1)(B)(iii) § 117.8100(a)(1)(C) § 117.8100(a)(2) [G]§ 117.8100(a)(3) § 117.8100(a)(4) § 117.8100(a)(5) § 117.8100(a)(5)(A) § 117.8100(a)(5)(B) [G]§ 117.8100(a)(5)(D) [G]§ 117.8100(a)(5)(E) § 117.8100(a)(6) § 117.8120 § 117.8120(1) § 117.8120(1)(A)		§ 117.8010(2)(B) [G]§ 117.8010(3) § 117.8010(4) [G]§ 117.8010(5) § 117.8010(6) [G]§ 117.8010(7) [G]§ 117.8010(8) § 117.8100(c)
CEF01	EU	63YY	112(B) HAPS	40 CFR Part 63, Subpart YY	§ 63.1103(e)-Table 7(j) § 63.1103(e)(3) [G]§ 63.1103(e)(7) [G]§ 63.1103(e)(8)	For a decoking operation associated with an ethylene cracking furnace, comply with requirements specified in § 63.1103(e)(7)-(8).	§ 63.1103(e)(7)(i) § 63.1103(e)(7)(ii) § 63.1103(e)(7)(iii) § 63.1103(e)(7)(iv) [G]§ 63.1103(e)(8) § 63.1103-Table 7(j) [G]§ 63.7(a)(4) [G]§ 63.7(c) § 63.7(e)(4) [G]§ 63.7(g)(2)	[G]§ 63.10(b)(2)(vi) § 63.1103-Table 7(j) § 63.1109(a) § 63.1109(b) § 63.1109(c) § 63.1109(d) [G]§ 63.1109(h)	§ 63.1103-Table 7(j) [G]§ 63.1110(a) [G]§ 63.1110(b) [G]§ 63.1110(c) [G]§ 63.1110(d) § 63.1110(e) § 63.1110(e)(1) § 63.1110(e)(2) § 63.1110(e)(3) [G]§ 63.1110(e)(7) [G]§ 63.1110(f) [G]§ 63.1110(g) [G]§ 63.1110(h)

**Applicable Requirements Summary**

Unit Group Process ID No.	Unit Group Process Type	SOP Index No.	Pollutant	State Rule or Federal Regulation Name	Emission Limitation, Standard or Equipment Specification Citation	Textual Description (See Special Term and Condition 1.B.)	Monitoring And Testing Requirements	Recordkeeping Requirements (30 TAC § 122.144)	Reporting Requirements (30 TAC § 122.145)
CEF01-DEC	EP	R5121	VOC	30 TAC Chapter 115, Vent Gas Controls	§ 115.127(a)(2)(A) [G]§ 115.122(a)(4) § 115.127(a)(2)	A vent gas stream having a combined weight of volatile organic compounds (VOC) equal to or less than 100 pounds in any continuous 24-hour period is exempt from §115.121(a)(1) of this title.	[G]§ 115.125 § 115.126(2)	§ 115.126 § 115.126(2) § 115.126(4)	None
CEF01-DEC	EU	63YY	112(B) HAPS	40 CFR Part 63, Subpart YY	§ 63.1103(e)-Table 7(j) § 63.1103(e)(3) [G]§ 63.1103(e)(7) [G]§ 63.1103(e)(8)	For a decoking operation associated with an ethylene cracking furnace, comply with requirements specified in § 63.1103(e)(7)-(8).	§ 63.1103(e)(7)(i) § 63.1103(e)(7)(ii) § 63.1103(e)(7)(iii) § 63.1103(e)(7)(iv) [G]§ 63.1103(e)(8) § 63.1103-Table 7(j) [G]§ 63.7(a)(4) [G]§ 63.7(c) § 63.7(e)(4) [G]§ 63.7(g)(2)	[G]§ 63.10(b)(2)(vi) § 63.1103-Table 7(j) § 63.1109(a) § 63.1109(b) § 63.1109(c) § 63.1109(d) [G]§ 63.1109(h)	§ 63.1103-Table 7(j) [G]§ 63.1110(a) [G]§ 63.1110(b) [G]§ 63.1110(c) [G]§ 63.1110(d) § 63.1110(e) § 63.1110(e)(1) § 63.1110(e)(2) § 63.1110(e)(3) [G]§ 63.1110(e)(7) [G]§ 63.1110(f) [G]§ 63.1110(g) [G]§ 63.1110(h)
CFF01	EP	R1111-1	Opacity	30 TAC Chapter 111, Visible Emissions	§ 111.111(a)(1)(C) § 111.111(a)(1)(E)	Visible emissions from any stationary vent shall not exceed an opacity of 15% averaged over a six minute period for any source with a total flow rate of at least 100,000 acfm unless a CEMS is installed.	[G]§ 111.111(a)(1)(F) ** See Periodic Monitoring Summary	None	None
CFF01	EP	R5720	Highly Reactive VOC	30 TAC Chapter 115, HRVOC Vent Gas	§ 115.722(c)(1) § 115.722(c)(3) § 115.725(a)(1)(A) § 115.725(a)(1)(B) § 115.725(a)(1)(C) § 115.725(a)(3) [G]§ 115.725(a)(4) § 115.725(a)(7) § 115.725(a)(7)(C)	HRVOC emissions at each site located in Harris County that is subject to this division or Division 2 of this subchapter must not exceed 1,200 pounds of HRVOC per one-hour block period from any flare, vent, pressure relief valve,	§ 115.725(a) § 115.725(a)(1)(A) § 115.725(a)(1)(B) § 115.725(a)(1)(C) § 115.725(a)(3) § 115.725(a)(3)(A) [G]§ 115.725(a)(4) § 115.725(a)(5) [G]§ 115.725(a)(6)	§ 115.726(b)(1) § 115.726(b)(2) § 115.726(b)(3) [G]§ 115.726(h) § 115.726(i) § 115.726(j)(1) § 115.726(j)(2)	[G]§ 115.725(a)(4) § 115.725(a)(5) [G]§ 115.725(a)(7)(A) § 115.725(a)(7)(B) § 115.725(n) [G]§ 115.726(a)(2)

**Applicable Requirements Summary**

Unit Group Process ID No.	Unit Group Process Type	SOP Index No.	Pollutant	State Rule or Federal Regulation Name	Emission Limitation, Standard or Equipment Specification Citation	Textual Description (See Special Term and Condition 1.B.)	Monitoring And Testing Requirements	Recordkeeping Requirements (30 TAC § 122.144)	Reporting Requirements (30 TAC § 122.145)
					[G]§ 115.725(l) § 115.725(n) [G]§ 115.726(a)(2)	cooling tower, or any combination.	[G]§ 115.725(a)(7)(A) § 115.725(a)(7)(B) § 115.725(a)(7)(C)		
CFF01	EU	R7300	CO	30 TAC Chapter 117, Subchapter B	§ 117.310(c)(1) § 117.310(c)(1)(A) § 117.310(c)(3) § 117.340(f)(1)	CO emissions must not exceed 400 ppmv at 3.0% O <sub>2</sub> , dry basis.	[G]§ 117.335(a)(1) § 117.335(a)(4) § 117.335(b) § 117.335(c) § 117.335(d) § 117.335(f) § 117.335(f)(3) § 117.335(g) § 117.340(a) § 117.340(b)(1) § 117.340(b)(3) § 117.340(e) [G]§ 117.340(f)(2) § 117.8100(a) § 117.8100(a)(1) § 117.8100(a)(1)(A) § 117.8100(a)(1)(B) § 117.8100(a)(1)(B)(ii) ) § 117.8100(a)(1)(B)(iii) ) § 117.8100(a)(1)(C) § 117.8100(a)(2) [G]§ 117.8100(a)(3) § 117.8100(a)(4) § 117.8100(a)(5) § 117.8100(a)(5)(A) § 117.8100(a)(5)(B) [G]§ 117.8100(a)(5)(D) [G]§ 117.8100(a)(5)(E) § 117.8100(a)(6)	§ 117.345(a) § 117.345(f) § 117.345(f)(1) [G]§ 117.345(f)(2) § 117.345(f)(7) § 117.345(f)(8) § 117.345(f)(9) § 117.8100(a)(5)(C)	§ 117.335(b) § 117.335(g) [G]§ 117.345(b) [G]§ 117.345(c) § 117.345(d) § 117.345(d)(2) § 117.345(d)(3) § 117.345(d)(4) § 117.345(d)(5) § 117.8010 [G]§ 117.8010(1) § 117.8010(2) § 117.8010(2)(A) § 117.8010(2)(B) [G]§ 117.8010(3) § 117.8010(4) [G]§ 117.8010(5) § 117.8010(6) [G]§ 117.8010(7) [G]§ 117.8010(8) § 117.8100(c)

**Applicable Requirements Summary**

Unit Group Process ID No.	Unit Group Process Type	SOP Index No.	Pollutant	State Rule or Federal Regulation Name	Emission Limitation, Standard or Equipment Specification Citation	Textual Description (See Special Term and Condition 1.B.)	Monitoring And Testing Requirements	Recordkeeping Requirements (30 TAC § 122.144)	Reporting Requirements (30 TAC § 122.145)
							§ 117.8120 § 117.8120(1) § 117.8120(1)(A)		
CFF01	EU	63YY	112(B) HAPS	40 CFR Part 63, Subpart YY	§ 63.1103(e)-Table 7(j) § 63.1103(e)(3) [G]§ 63.1103(e)(7) [G]§ 63.1103(e)(8)	For a decoking operation associated with an ethylene cracking furnace, comply with requirements specified in § 63.1103(e)(7)-(8).	§ 63.1103(e)(7)(i) § 63.1103(e)(7)(ii) § 63.1103(e)(7)(iii) § 63.1103(e)(7)(iv) [G]§ 63.1103(e)(8) § 63.1103-Table 7(j) [G]§ 63.7(a)(4) [G]§ 63.7(c) § 63.7(e)(4) [G]§ 63.7(g)(2)	[G]§ 63.10(b)(2)(vi) § 63.1103-Table 7(j) § 63.1109(a) § 63.1109(b) § 63.1109(c) § 63.1109(d) [G]§ 63.1109(h)	§ 63.1103-Table 7(j) [G]§ 63.1110(a) [G]§ 63.1110(b) [G]§ 63.1110(c) [G]§ 63.1110(d) § 63.1110(e) § 63.1110(e)(1) § 63.1110(e)(2) § 63.1110(e)(3) [G]§ 63.1110(e)(7) [G]§ 63.1110(f) [G]§ 63.1110(g) [G]§ 63.1110(h)
CFF01-DEC	EP	R5121	VOC	30 TAC Chapter 115, Vent Gas Controls	§ 115.127(a)(2)(A) [G]§ 115.122(a)(4) § 115.127(a)(2)	A vent gas stream having a combined weight of volatile organic compounds (VOC) equal to or less than 100 pounds in any continuous 24-hour period is exempt from §115.121(a)(1) of this title.	[G]§ 115.125 § 115.126(2)	§ 115.126 § 115.126(2) § 115.126(4)	None
CFF01-DEC	EU	63YY	112(B) HAPS	40 CFR Part 63, Subpart YY	§ 63.1103(e)-Table 7(j) § 63.1103(e)(3) [G]§ 63.1103(e)(7) [G]§ 63.1103(e)(8)	For a decoking operation associated with an ethylene cracking furnace, comply with requirements specified in § 63.1103(e)(7)-(8).	§ 63.1103(e)(7)(i) § 63.1103(e)(7)(ii) § 63.1103(e)(7)(iii) § 63.1103(e)(7)(iv) [G]§ 63.1103(e)(8) § 63.1103-Table 7(j) [G]§ 63.7(a)(4) [G]§ 63.7(c) § 63.7(e)(4) [G]§ 63.7(g)(2)	[G]§ 63.10(b)(2)(vi) § 63.1103-Table 7(j) § 63.1109(a) § 63.1109(b) § 63.1109(c) § 63.1109(d) [G]§ 63.1109(h)	§ 63.1103-Table 7(j) [G]§ 63.1110(a) [G]§ 63.1110(b) [G]§ 63.1110(c) [G]§ 63.1110(d) § 63.1110(e) § 63.1110(e)(1) § 63.1110(e)(2) § 63.1110(e)(3) [G]§ 63.1110(e)(7) [G]§ 63.1110(f) [G]§ 63.1110(g) [G]§ 63.1110(h)

**Applicable Requirements Summary**

Unit Group Process ID No.	Unit Group Process Type	SOP Index No.	Pollutant	State Rule or Federal Regulation Name	Emission Limitation, Standard or Equipment Specification Citation	Textual Description (See Special Term and Condition 1.B.)	Monitoring And Testing Requirements	Recordkeeping Requirements (30 TAC § 122.144)	Reporting Requirements (30 TAC § 122.145)
CGF01	EP	R1111-1	Opacity	30 TAC Chapter 111, Visible Emissions	§ 111.111(a)(1)(C) § 111.111(a)(1)(E)	Visible emissions from any stationary vent shall not exceed an opacity of 15% averaged over a six minute period for any source with a total flow rate of at least 100,000 acfm unless a CEMS is installed.	[G]§ 111.111(a)(1)(F) ** See Periodic Monitoring Summary	None	None
CGF01	EP	R5720	Highly Reactive VOC	30 TAC Chapter 115, HRVOC Vent Gas	§ 115.722(c)(1) § 115.722(c)(3) § 115.725(a)(1)(A) § 115.725(a)(1)(B) § 115.725(a)(1)(C) § 115.725(a)(3) [G]§ 115.725(a)(4) § 115.725(a)(7) § 115.725(a)(7)(C) [G]§ 115.725(l) § 115.725(n) [G]§ 115.726(a)(2)	HRVOC emissions at each site located in Harris County that is subject to this division or Division 2 of this subchapter must not exceed 1,200 pounds of HRVOC per one-hour block period from any flare, vent, pressure relief valve, cooling tower, or any combination.	§ 115.725(a) § 115.725(a)(1)(A) § 115.725(a)(1)(B) § 115.725(a)(1)(C) § 115.725(a)(3) § 115.725(a)(3)(A) [G]§ 115.725(a)(4) § 115.725(a)(5) [G]§ 115.725(a)(6) [G]§ 115.725(a)(7)(A) § 115.725(a)(7)(B) § 115.725(a)(7)(C)	§ 115.726(b)(1) § 115.726(b)(2) § 115.726(b)(3) [G]§ 115.726(h) § 115.726(i) § 115.726(j)(1) § 115.726(j)(2)	[G]§ 115.725(a)(4) § 115.725(a)(5) [G]§ 115.725(a)(7)(A) § 115.725(a)(7)(B) § 115.725(n) [G]§ 115.726(a)(2)
CGF01	EU	R7300	CO	30 TAC Chapter 117, Subchapter B	§ 117.310(c)(1) § 117.310(c)(1)(A) § 117.310(c)(3) § 117.340(f)(1)	CO emissions must not exceed 400 ppmv at 3.0% O <sub>2</sub> , dry basis.	[G]§ 117.335(a)(1) § 117.335(a)(4) § 117.335(b) § 117.335(c) § 117.335(d) § 117.335(f) § 117.335(f)(3) § 117.335(g) § 117.340(a) § 117.340(b)(1) § 117.340(b)(3) § 117.340(e) [G]§ 117.340(f)(2) § 117.8100(a) § 117.8100(a)(1) § 117.8100(a)(1)(A) § 117.8100(a)(1)(B)	§ 117.345(a) § 117.345(f) § 117.345(f)(1) [G]§ 117.345(f)(2) § 117.345(f)(7) § 117.345(f)(8) § 117.345(f)(9) § 117.8100(a)(5)(C)	§ 117.335(b) § 117.335(g) [G]§ 117.345(b) [G]§ 117.345(c) § 117.345(d) § 117.345(d)(2) § 117.345(d)(3) § 117.345(d)(4) § 117.345(d)(5) § 117.8010 [G]§ 117.8010(1) § 117.8010(2) § 117.8010(2)(A) § 117.8010(2)(B) [G]§ 117.8010(3) § 117.8010(4) [G]§ 117.8010(5)



**Applicable Requirements Summary**

Unit Group Process ID No.	Unit Group Process Type	SOP Index No.	Pollutant	State Rule or Federal Regulation Name	Emission Limitation, Standard or Equipment Specification Citation	Textual Description (See Special Term and Condition 1.B.)	Monitoring And Testing Requirements	Recordkeeping Requirements (30 TAC § 122.144)	Reporting Requirements (30 TAC § 122.145)
							§ 117.8100(a)(1)(B)(ii) ) § 117.8100(a)(1)(B)(iii) ) § 117.8100(a)(1)(C) § 117.8100(a)(2) [G]§ 117.8100(a)(3) § 117.8100(a)(4) § 117.8100(a)(5) § 117.8100(a)(5)(A) § 117.8100(a)(5)(B) [G]§ 117.8100(a)(5)(D) [G]§ 117.8100(a)(5)(E) § 117.8100(a)(6) § 117.8120 § 117.8120(1) § 117.8120(1)(A)		§ 117.8010(6) [G]§ 117.8010(7) [G]§ 117.8010(8) § 117.8100(c)
CGF01	EU	63YY	112(B) HAPS	40 CFR Part 63, Subpart YY	§ 63.1103(e)-Table 7(j) § 63.1103(e)(3) [G]§ 63.1103(e)(7) [G]§ 63.1103(e)(8)	For a decoking operation associated with an ethylene cracking furnace, comply with requirements specified in § 63.1103(e)(7)-(8).	§ 63.1103(e)(7)(i) § 63.1103(e)(7)(ii) § 63.1103(e)(7)(iii) § 63.1103(e)(7)(iv) [G]§ 63.1103(e)(8) § 63.1103-Table 7(j) [G]§ 63.7(a)(4) [G]§ 63.7(c) § 63.7(e)(4) [G]§ 63.7(g)(2)	[G]§ 63.10(b)(2)(vi) § 63.1103-Table 7(j) § 63.1109(a) § 63.1109(b) § 63.1109(c) § 63.1109(d) [G]§ 63.1109(h)	§ 63.1103-Table 7(j) [G]§ 63.1110(a) [G]§ 63.1110(b) [G]§ 63.1110(c) [G]§ 63.1110(d) § 63.1110(e) § 63.1110(e)(1) § 63.1110(e)(2) § 63.1110(e)(3) [G]§ 63.1110(e)(7) [G]§ 63.1110(f) [G]§ 63.1110(g) [G]§ 63.1110(h)
CGF01-DEC	EP	R5121	VOC	30 TAC Chapter 115, Vent Gas Controls	§ 115.127(a)(2)(A) [G]§ 115.122(a)(4) § 115.127(a)(2)	A vent gas stream having a combined weight of volatile organic compounds (VOC) equal to or less than 100	[G]§ 115.125 § 115.126(2)	§ 115.126 § 115.126(2) § 115.126(4)	None

**Applicable Requirements Summary**

Unit Group Process ID No.	Unit Group Process Type	SOP Index No.	Pollutant	State Rule or Federal Regulation Name	Emission Limitation, Standard or Equipment Specification Citation	Textual Description (See Special Term and Condition 1.B.)	Monitoring And Testing Requirements	Recordkeeping Requirements (30 TAC § 122.144)	Reporting Requirements (30 TAC § 122.145)
						pounds in any continuous 24-hour period is exempt from §115.121(a)(1) of this title.			
CGF01-DEC	EU	63YY	112(B) HAPS	40 CFR Part 63, Subpart YY	§ 63.1103(e)-Table 7(j) § 63.1103(e)(3) [G]§ 63.1103(e)(7) [G]§ 63.1103(e)(8)	For a decoking operation associated with an ethylene cracking furnace, comply with requirements specified in § 63.1103(e)(7)-(8).	§ 63.1103(e)(7)(i) § 63.1103(e)(7)(ii) § 63.1103(e)(7)(iii) § 63.1103(e)(7)(iv) [G]§ 63.1103(e)(8) § 63.1103-Table 7(j) [G]§ 63.7(a)(4) [G]§ 63.7(c) § 63.7(e)(4) [G]§ 63.7(g)(2)	[G]§ 63.10(b)(2)(vi) § 63.1103-Table 7(j) § 63.1109(a) § 63.1109(b) § 63.1109(c) § 63.1109(d) [G]§ 63.1109(h)	§ 63.1103-Table 7(j) [G]§ 63.1110(a) [G]§ 63.1110(b) [G]§ 63.1110(c) [G]§ 63.1110(d) § 63.1110(e) § 63.1110(e)(1) § 63.1110(e)(2) § 63.1110(e)(3) [G]§ 63.1110(e)(7) [G]§ 63.1110(f) [G]§ 63.1110(g) [G]§ 63.1110(h)
CHF01	EP	R1111-1	Opacity	30 TAC Chapter 111, Visible Emissions	§ 111.111(a)(1)(C) § 111.111(a)(1)(E)	Visible emissions from any stationary vent shall not exceed an opacity of 15% averaged over a six minute period for any source with a total flow rate of at least 100,000 acfm unless a CEMS is installed.	[G]§ 111.111(a)(1)(F) ** See Periodic Monitoring Summary	None	None
CHF01	EP	R5720	Highly Reactive VOC	30 TAC Chapter 115, HRVOC Vent Gas	§ 115.722(c)(1) § 115.722(c)(3) § 115.725(a)(1)(A) § 115.725(a)(1)(B) § 115.725(a)(1)(C) § 115.725(a)(3) [G]§ 115.725(a)(4) § 115.725(a)(7) § 115.725(a)(7)(C) [G]§ 115.725(l) § 115.725(n) [G]§ 115.726(a)(2)	HRVOC emissions at each site located in Harris County that is subject to this division or Division 2 of this subchapter must not exceed 1,200 pounds of HRVOC per one-hour block period from any flare, vent, pressure relief valve, cooling tower, or any combination.	§ 115.725(a) § 115.725(a)(1)(A) § 115.725(a)(1)(B) § 115.725(a)(1)(C) § 115.725(a)(3) [G]§ 115.725(a)(4) § 115.725(a)(5) [G]§ 115.725(a)(6) [G]§ 115.725(a)(7)(A) § 115.725(a)(7)(B) § 115.725(a)(7)(C)	§ 115.726(b)(1) § 115.726(b)(2) § 115.726(b)(3) [G]§ 115.726(h) § 115.726(i) § 115.726(j)(1) § 115.726(j)(2)	[G]§ 115.725(a)(4) § 115.725(a)(5) [G]§ 115.725(a)(7)(A) § 115.725(n) [G]§ 115.726(a)(2)

**Applicable Requirements Summary**

Unit Group Process ID No.	Unit Group Process Type	SOP Index No.	Pollutant	State Rule or Federal Regulation Name	Emission Limitation, Standard or Equipment Specification Citation	Textual Description (See Special Term and Condition 1.B.)	Monitoring And Testing Requirements	Recordkeeping Requirements (30 TAC § 122.144)	Reporting Requirements (30 TAC § 122.145)
CHF01	EU	R7300	CO	30 TAC Chapter 117, Subchapter B	§ 117.310(c)(1) § 117.310(c)(1)(A) § 117.310(c)(3) § 117.340(f)(1)	CO emissions must not exceed 400 ppmv at 3.0% O 2, dry basis.	[G]§ 117.335(a)(1) § 117.335(a)(4) § 117.335(b) § 117.335(c) § 117.335(d) § 117.335(f) § 117.335(f)(3) § 117.335(g) § 117.340(a) § 117.340(b)(1) § 117.340(b)(3) § 117.340(e) [G]§ 117.340(f)(2) § 117.8100(a) § 117.8100(a)(1) § 117.8100(a)(1)(A) § 117.8100(a)(1)(B) § 117.8100(a)(1)(B)(ii) ) § 117.8100(a)(1)(B)(iii) ) § 117.8100(a)(1)(C) § 117.8100(a)(2) [G]§ 117.8100(a)(3) § 117.8100(a)(4) § 117.8100(a)(5) § 117.8100(a)(5)(A) § 117.8100(a)(5)(B) [G]§ 117.8100(a)(5)(D) [G]§ 117.8100(a)(5)(E) § 117.8100(a)(6) § 117.8120 § 117.8120(1) § 117.8120(1)(A)	§ 117.345(a) § 117.345(f) § 117.345(f)(1) [G]§ 117.345(f)(2) § 117.345(f)(7) § 117.345(f)(8) § 117.345(f)(9) § 117.8100(a)(5)(C)	§ 117.335(b) § 117.335(g) [G]§ 117.345(b) [G]§ 117.345(c) § 117.345(d) § 117.345(d)(2) § 117.345(d)(3) § 117.345(d)(4) § 117.345(d)(5) § 117.8010 [G]§ 117.8010(1) § 117.8010(2) § 117.8010(2)(A) § 117.8010(2)(B) [G]§ 117.8010(3) § 117.8010(4) [G]§ 117.8010(5) § 117.8010(6) [G]§ 117.8010(7) [G]§ 117.8010(8) § 117.8100(c)
CHF01	EU	63YY	112(B)	40 CFR Part 63,	§ 63.1103(e)-Table	For a decoking operation	§ 63.1103(e)(7)(i)	[G]§ 63.10(b)(2)(vi)	§ 63.1103-Table 7(j)

**Applicable Requirements Summary**

Unit Group Process ID No.	Unit Group Process Type	SOP Index No.	Pollutant	State Rule or Federal Regulation Name	Emission Limitation, Standard or Equipment Specification Citation	Textual Description (See Special Term and Condition 1.B.)	Monitoring And Testing Requirements	Recordkeeping Requirements (30 TAC § 122.144)	Reporting Requirements (30 TAC § 122.145)
			HAPS	Subpart YY	7(j) § 63.1103(e)(3) [G]§ 63.1103(e)(7) [G]§ 63.1103(e)(8)	associated with an ethylene cracking furnace, comply with requirements specified in § 63.1103(e)(7)-(8).	§ 63.1103(e)(7)(ii) § 63.1103(e)(7)(iii) § 63.1103(e)(7)(iv) [G]§ 63.1103(e)(8) § 63.1103-Table 7(j) [G]§ 63.7(a)(4) [G]§ 63.7(c) § 63.7(e)(4) [G]§ 63.7(g)(2)	§ 63.1103-Table 7(j) § 63.1109(a) § 63.1109(b) § 63.1109(c) § 63.1109(d) [G]§ 63.1109(h)	[G]§ 63.1110(a) [G]§ 63.1110(b) [G]§ 63.1110(c) [G]§ 63.1110(d) § 63.1110(e) § 63.1110(e)(1) § 63.1110(e)(2) § 63.1110(e)(3) [G]§ 63.1110(e)(7) [G]§ 63.1110(f) [G]§ 63.1110(g) [G]§ 63.1110(h)
CHF01-DEC	EP	R5121	VOC	30 TAC Chapter 115, Vent Gas Controls	§ 115.127(a)(2)(A) [G]§ 115.122(a)(4) § 115.127(a)(2)	A vent gas stream having a combined weight of volatile organic compounds (VOC) equal to or less than 100 pounds in any continuous 24-hour period is exempt from §115.121(a)(1) of this title.	[G]§ 115.125 § 115.126(2)	§ 115.126 § 115.126(2) § 115.126(4)	None
CHF01-DEC	EU	63YY	112(B) HAPS	40 CFR Part 63, Subpart YY	§ 63.1103(e)-Table 7(j) § 63.1103(e)(3) [G]§ 63.1103(e)(7) [G]§ 63.1103(e)(8)	For a decoking operation associated with an ethylene cracking furnace, comply with requirements specified in § 63.1103(e)(7)-(8).	§ 63.1103(e)(7)(i) § 63.1103(e)(7)(ii) § 63.1103(e)(7)(iii) § 63.1103(e)(7)(iv) [G]§ 63.1103(e)(8) § 63.1103-Table 7(j) [G]§ 63.7(a)(4) [G]§ 63.7(c) § 63.7(e)(4) [G]§ 63.7(g)(2)	[G]§ 63.10(b)(2)(vi) § 63.1103-Table 7(j) § 63.1109(a) § 63.1109(b) § 63.1109(c) § 63.1109(d) [G]§ 63.1109(h)	§ 63.1103-Table 7(j) [G]§ 63.1110(a) [G]§ 63.1110(b) [G]§ 63.1110(c) [G]§ 63.1110(d) § 63.1110(e) § 63.1110(e)(1) § 63.1110(e)(2) § 63.1110(e)(3) [G]§ 63.1110(e)(7) [G]§ 63.1110(f) [G]§ 63.1110(g) [G]§ 63.1110(h)
CIF01	EP	R1111-1	Opacity	30 TAC Chapter 111, Visible Emissions	§ 111.111(a)(1)(C) § 111.111(a)(1)(E)	Visible emissions from any stationary vent shall not exceed an opacity of 15% averaged over a six minute period for any source with a	[G]§ 111.111(a)(1)(F) ** See Periodic Monitoring Summary	None	None

**Applicable Requirements Summary**

Unit Group Process ID No.	Unit Group Process Type	SOP Index No.	Pollutant	State Rule or Federal Regulation Name	Emission Limitation, Standard or Equipment Specification Citation	Textual Description (See Special Term and Condition 1.B.)	Monitoring And Testing Requirements	Recordkeeping Requirements (30 TAC § 122.144)	Reporting Requirements (30 TAC § 122.145)
						total flow rate of at least 100,000 acfm unless a CEMS is installed.			
CIF01	EP	R5720	Highly Reactive VOC	30 TAC Chapter 115, HRVOC Vent Gas	§ 115.722(c)(1) § 115.722(c)(3) § 115.725(a)(1)(A) § 115.725(a)(1)(B) § 115.725(a)(1)(C) § 115.725(a)(3) [G]§ 115.725(a)(4) § 115.725(a)(7) § 115.725(a)(7)(C) [G]§ 115.725(l) § 115.725(n) [G]§ 115.726(a)(2)	HRVOC emissions at each site located in Harris County that is subject to this division or Division 2 of this subchapter must not exceed 1,200 pounds of HRVOC per one-hour block period from any flare, vent, pressure relief valve, cooling tower, or any combination.	§ 115.725(a) § 115.725(a)(1)(A) § 115.725(a)(1)(B) § 115.725(a)(1)(C) § 115.725(a)(3) § 115.725(a)(3)(A) [G]§ 115.725(a)(4) § 115.725(a)(5) [G]§ 115.725(a)(6) [G]§ 115.725(a)(7)(A) § 115.725(a)(7)(B) § 115.725(a)(7)(C)	§ 115.726(b)(1) § 115.726(b)(2) § 115.726(b)(3) [G]§ 115.726(h) § 115.726(i) § 115.726(j)(1) § 115.726(j)(2)	[G]§ 115.725(a)(4) § 115.725(a)(5) [G]§ 115.725(a)(7)(A) § 115.725(a)(7)(B) § 115.725(n) [G]§ 115.726(a)(2)
CIF01	EU	R7300	CO	30 TAC Chapter 117, Subchapter B	§ 117.310(c)(1) § 117.310(c)(1)(A) § 117.310(c)(3) § 117.340(f)(1)	CO emissions must not exceed 400 ppmv at 3.0% O <sub>2</sub> , dry basis.	[G]§ 117.335(a)(1) § 117.335(a)(4) § 117.335(b) § 117.335(c) § 117.335(d) § 117.335(f) § 117.335(f)(3) § 117.335(g) § 117.340(a) § 117.340(b)(1) § 117.340(b)(3) § 117.340(e) [G]§ 117.340(f)(2) § 117.8100(a) § 117.8100(a)(1) § 117.8100(a)(1)(A) § 117.8100(a)(1)(B) § 117.8100(a)(1)(B)(ii) ) § 117.8100(a)(1)(B)(iii)	§ 117.345(a) § 117.345(f) § 117.345(f)(1) [G]§ 117.345(f)(2) § 117.345(f)(7) § 117.345(f)(8) § 117.345(f)(9) § 117.8100(a)(5)(C)	§ 117.335(b) § 117.335(g) [G]§ 117.345(b) [G]§ 117.345(c) § 117.345(d) § 117.345(d)(2) § 117.345(d)(3) § 117.345(d)(4) § 117.345(d)(5) § 117.8010 [G]§ 117.8010(1) § 117.8010(2) § 117.8010(2)(A) § 117.8010(2)(B) [G]§ 117.8010(3) § 117.8010(4) [G]§ 117.8010(5) § 117.8010(6) [G]§ 117.8010(7) [G]§ 117.8010(8) § 117.8100(c)

**Applicable Requirements Summary**

Unit Group Process ID No.	Unit Group Process Type	SOP Index No.	Pollutant	State Rule or Federal Regulation Name	Emission Limitation, Standard or Equipment Specification Citation	Textual Description (See Special Term and Condition 1.B.)	Monitoring And Testing Requirements	Recordkeeping Requirements (30 TAC § 122.144)	Reporting Requirements (30 TAC § 122.145)
							) § 117.8100(a)(1)(C) § 117.8100(a)(2) [G]§ 117.8100(a)(3) § 117.8100(a)(4) § 117.8100(a)(5) § 117.8100(a)(5)(A) § 117.8100(a)(5)(B) [G]§ 117.8100(a)(5)(D) [G]§ 117.8100(a)(5)(E) § 117.8100(a)(6) § 117.8120 § 117.8120(1) § 117.8120(1)(A)		
CIF01	EU	63YY	112(B) HAPS	40 CFR Part 63, Subpart YY	§ 63.1103(e)-Table 7(j) § 63.1103(e)(3) [G]§ 63.1103(e)(7) [G]§ 63.1103(e)(8)	For a decoking operation associated with an ethylene cracking furnace, comply with requirements specified in § 63.1103(e)(7)-(8).	§ 63.1103(e)(7)(i) § 63.1103(e)(7)(ii) § 63.1103(e)(7)(iii) § 63.1103(e)(7)(iv) [G]§ 63.1103(e)(8) § 63.1103-Table 7(j) [G]§ 63.7(a)(4) [G]§ 63.7(c) § 63.7(e)(4) [G]§ 63.7(g)(2)	[G]§ 63.10(b)(2)(vi) § 63.1103-Table 7(j) § 63.1109(a) § 63.1109(b) § 63.1109(c) § 63.1109(d) [G]§ 63.1109(h)	§ 63.1103-Table 7(j) [G]§ 63.1110(a) [G]§ 63.1110(b) [G]§ 63.1110(c) [G]§ 63.1110(d) § 63.1110(e) § 63.1110(e)(1) § 63.1110(e)(2) § 63.1110(e)(3) [G]§ 63.1110(e)(7) [G]§ 63.1110(f) [G]§ 63.1110(g) [G]§ 63.1110(h)
CIF01-DEC	EP	R5121	VOC	30 TAC Chapter 115, Vent Gas Controls	§ 115.127(a)(2)(A) [G]§ 115.122(a)(4) § 115.127(a)(2)	A vent gas stream having a combined weight of volatile organic compounds (VOC) equal to or less than 100 pounds in any continuous 24-hour period is exempt from §115.121(a)(1) of this title.	[G]§ 115.125 § 115.126(2)	§ 115.126 § 115.126(2) § 115.126(4)	None
CIF01-DEC	EU	63YY	112(B)	40 CFR Part 63,	§ 63.1103(e)-Table	For a decoking operation	§ 63.1103(e)(7)(i)	[G]§ 63.10(b)(2)(vi)	§ 63.1103-Table 7(j)

**Applicable Requirements Summary**

Unit Group Process ID No.	Unit Group Process Type	SOP Index No.	Pollutant	State Rule or Federal Regulation Name	Emission Limitation, Standard or Equipment Specification Citation	Textual Description (See Special Term and Condition 1.B.)	Monitoring And Testing Requirements	Recordkeeping Requirements (30 TAC § 122.144)	Reporting Requirements (30 TAC § 122.145)
			HAPS	Subpart YY	7(j) § 63.1103(e)(3) [G]§ 63.1103(e)(7) [G]§ 63.1103(e)(8)	associated with an ethylene cracking furnace, comply with requirements specified in § 63.1103(e)(7)-(8).	§ 63.1103(e)(7)(ii) § 63.1103(e)(7)(iii) § 63.1103(e)(7)(iv) [G]§ 63.1103(e)(8) § 63.1103-Table 7(j) [G]§ 63.7(a)(4) [G]§ 63.7(c) § 63.7(e)(4) [G]§ 63.7(g)(2)	§ 63.1103-Table 7(j) § 63.1109(a) § 63.1109(b) § 63.1109(c) § 63.1109(d) [G]§ 63.1109(h)	[G]§ 63.1110(a) [G]§ 63.1110(b) [G]§ 63.1110(c) [G]§ 63.1110(d) § 63.1110(e) § 63.1110(e)(1) § 63.1110(e)(2) § 63.1110(e)(3) [G]§ 63.1110(e)(7) [G]§ 63.1110(f) [G]§ 63.1110(g) [G]§ 63.1110(h)
CJF01	EP	R1111-1	Opacity	30 TAC Chapter 111, Visible Emissions	§ 111.111(a)(1)(C) § 111.111(a)(1)(E)	Visible emissions from any stationary vent shall not exceed an opacity of 15% averaged over a six minute period for any source with a total flow rate of at least 100,000 acfm unless a CEMS is installed.	[G]§ 111.111(a)(1)(F) ** See Periodic Monitoring Summary	None	None
CJF01	EP	R5720	Highly Reactive VOC	30 TAC Chapter 115, HRVOC Vent Gas	§ 115.722(c)(1) § 115.722(c)(3) § 115.725(a)(1)(A) § 115.725(a)(1)(B) § 115.725(a)(1)(C) § 115.725(a)(3) [G]§ 115.725(a)(4) § 115.725(a)(7) § 115.725(a)(7)(C) [G]§ 115.725(l) § 115.725(n) [G]§ 115.726(a)(2)	HRVOC emissions at each site located in Harris County that is subject to this division or Division 2 of this subchapter must not exceed 1,200 pounds of HRVOC per one-hour block period from any flare, vent, pressure relief valve, cooling tower, or any combination.	§ 115.725(a) § 115.725(a)(1)(A) § 115.725(a)(1)(B) § 115.725(a)(1)(C) § 115.725(a)(3) § 115.725(a)(3)(A) [G]§ 115.725(a)(4) § 115.725(a)(5) [G]§ 115.725(a)(6) [G]§ 115.725(a)(7)(A) § 115.725(a)(7)(B) § 115.725(a)(7)(C)	§ 115.726(b)(1) § 115.726(b)(2) § 115.726(b)(3) [G]§ 115.726(h) § 115.726(i) § 115.726(j)(1) § 115.726(j)(2)	[G]§ 115.725(a)(4) § 115.725(a)(5) [G]§ 115.725(a)(7)(A) § 115.725(a)(7)(B) [G]§ 115.726(a)(2)
CJF01	EU	R7300	CO	30 TAC Chapter 117, Subchapter B	§ 117.310(c)(1) § 117.310(c)(1)(A) § 117.310(c)(3) § 117.340(f)(1)	CO emissions must not exceed 400 ppmv at 3.0% O 2, dry basis.	[G]§ 117.335(a)(1) § 117.335(a)(4) § 117.335(b) § 117.335(c) § 117.335(d)	§ 117.345(a) § 117.345(f) § 117.345(f)(1) [G]§ 117.345(f)(2) § 117.345(f)(7)	§ 117.335(b) § 117.335(g) [G]§ 117.345(b) [G]§ 117.345(c) § 117.345(d)

**Applicable Requirements Summary**

Unit Group Process ID No.	Unit Group Process Type	SOP Index No.	Pollutant	State Rule or Federal Regulation Name	Emission Limitation, Standard or Equipment Specification Citation	Textual Description (See Special Term and Condition 1.B.)	Monitoring And Testing Requirements	Recordkeeping Requirements (30 TAC § 122.144)	Reporting Requirements (30 TAC § 122.145)
							§ 117.335(f) § 117.335(f)(3) § 117.335(g) § 117.340(a) § 117.340(b)(1) § 117.340(b)(3) § 117.340(e) [G]§ 117.340(f)(2) § 117.8100(a) § 117.8100(a)(1) § 117.8100(a)(1)(A) § 117.8100(a)(1)(B) § 117.8100(a)(1)(B)(ii) ) § 117.8100(a)(1)(B)(iii) ) § 117.8100(a)(1)(C) § 117.8100(a)(2) [G]§ 117.8100(a)(3) § 117.8100(a)(4) § 117.8100(a)(5) § 117.8100(a)(5)(A) § 117.8100(a)(5)(B) [G]§ 117.8100(a)(5)(D) [G]§ 117.8100(a)(5)(E) § 117.8100(a)(6) § 117.8120 § 117.8120(1) § 117.8120(1)(A)	§ 117.345(f)(8) § 117.345(f)(9) § 117.8100(a)(5)(C)	§ 117.345(d)(2) § 117.345(d)(3) § 117.345(d)(4) § 117.345(d)(5) § 117.8010 [G]§ 117.8010(1) § 117.8010(2) § 117.8010(2)(A) § 117.8010(2)(B) [G]§ 117.8010(3) § 117.8010(4) [G]§ 117.8010(5) § 117.8010(6) [G]§ 117.8010(7) [G]§ 117.8010(8) § 117.8100(c)
CJF01	EU	63YY	112(B) HAPS	40 CFR Part 63, Subpart YY	§ 63.1103(e)-Table 7(j) § 63.1103(e)(3) [G]§ 63.1103(e)(7) [G]§ 63.1103(e)(8)	For a decoking operation associated with an ethylene cracking furnace, comply with requirements specified in § 63.1103(e)(7)-(8).	§ 63.1103(e)(7)(i) § 63.1103(e)(7)(ii) § 63.1103(e)(7)(iii) § 63.1103(e)(7)(iv) [G]§ 63.1103(e)(8) § 63.1103-Table 7(j)	[G]§ 63.10(b)(2)(vi) § 63.1103-Table 7(j) § 63.1109(a) § 63.1109(b) § 63.1109(c) § 63.1109(d)	§ 63.1103-Table 7(j) [G]§ 63.1110(a) [G]§ 63.1110(b) [G]§ 63.1110(c) [G]§ 63.1110(d) § 63.1110(e)



**Applicable Requirements Summary**

Unit Group Process ID No.	Unit Group Process Type	SOP Index No.	Pollutant	State Rule or Federal Regulation Name	Emission Limitation, Standard or Equipment Specification Citation	Textual Description (See Special Term and Condition 1.B.)	Monitoring And Testing Requirements	Recordkeeping Requirements (30 TAC § 122.144)	Reporting Requirements (30 TAC § 122.145)
							[G]§ 63.7(a)(4) [G]§ 63.7(c) § 63.7(e)(4) [G]§ 63.7(g)(2)	[G]§ 63.1109(h)	§ 63.1110(e)(1) § 63.1110(e)(2) § 63.1110(e)(3) [G]§ 63.1110(e)(7) [G]§ 63.1110(f) [G]§ 63.1110(g) [G]§ 63.1110(h)
CJF01-DEC	EP	R5121	VOC	30 TAC Chapter 115, Vent Gas Controls	§ 115.127(a)(2)(A) [G]§ 115.122(a)(4) § 115.127(a)(2)	A vent gas stream having a combined weight of volatile organic compounds (VOC) equal to or less than 100 pounds in any continuous 24-hour period is exempt from §115.121(a)(1) of this title.	[G]§ 115.125 § 115.126(2)	§ 115.126 § 115.126(2) § 115.126(4)	None
CJF01-DEC	EU	63YY	112(B) HAPS	40 CFR Part 63, Subpart YY	§ 63.1103(e)-Table 7(j) § 63.1103(e)(3) [G]§ 63.1103(e)(7) [G]§ 63.1103(e)(8)	For a decoking operation associated with an ethylene cracking furnace, comply with requirements specified in § 63.1103(e)(7)-(8).	§ 63.1103(e)(7)(i) § 63.1103(e)(7)(ii) § 63.1103(e)(7)(iii) § 63.1103(e)(7)(iv) [G]§ 63.1103(e)(8) § 63.1103-Table 7(j) [G]§ 63.7(a)(4) [G]§ 63.7(c) § 63.7(e)(4) [G]§ 63.7(g)(2)	[G]§ 63.10(b)(2)(vi) § 63.1103-Table 7(j) § 63.1109(a) § 63.1109(b) § 63.1109(c) § 63.1109(d) [G]§ 63.1109(h)	§ 63.1103-Table 7(j) [G]§ 63.1110(a) [G]§ 63.1110(b) [G]§ 63.1110(c) [G]§ 63.1110(d) § 63.1110(e) § 63.1110(e)(1) § 63.1110(e)(2) § 63.1110(e)(3) [G]§ 63.1110(e)(7) [G]§ 63.1110(f) [G]§ 63.1110(g) [G]§ 63.1110(h)
COF01	EP	R1111-1	Opacity	30 TAC Chapter 111, Visible Emissions	§ 111.111(a)(1)(C) § 111.111(a)(1)(E)	Visible emissions from any stationary vent shall not exceed an opacity of 15% averaged over a six minute period for any source with a total flow rate of at least 100,000 acfm unless a CEMS is installed.	[G]§ 111.111(a)(1)(F) ** See Periodic Monitoring Summary	None	None
COF01	EP	R5720	Highly	30 TAC Chapter	§ 115.722(c)(1)	HRVOC emissions at each	§ 115.725(a)	§ 115.726(b)(1)	[G]§ 115.725(a)(4)

**Applicable Requirements Summary**

Unit Group Process ID No.	Unit Group Process Type	SOP Index No.	Pollutant	State Rule or Federal Regulation Name	Emission Limitation, Standard or Equipment Specification Citation	Textual Description (See Special Term and Condition 1.B.)	Monitoring And Testing Requirements	Recordkeeping Requirements (30 TAC § 122.144)	Reporting Requirements (30 TAC § 122.145)
			Reactive VOC	115, HRVOC Vent Gas	§ 115.722(c)(3) § 115.725(a)(1)(A) § 115.725(a)(1)(B) § 115.725(a)(1)(C) § 115.725(a)(3) [G]§ 115.725(a)(4) § 115.725(a)(7) § 115.725(a)(7)(C) [G]§ 115.725(l) § 115.725(n) [G]§ 115.726(a)(2)	site located in Harris County that is subject to this division or Division 2 of this subchapter must not exceed 1,200 pounds of HRVOC per one-hour block period from any flare, vent, pressure relief valve, cooling tower, or any combination.	§ 115.725(a)(1)(A) § 115.725(a)(1)(B) § 115.725(a)(1)(C) § 115.725(a)(3) § 115.725(a)(3)(A) [G]§ 115.725(a)(4) § 115.725(a)(5) [G]§ 115.725(a)(6) [G]§ 115.725(a)(7)(A) § 115.725(a)(7)(B) § 115.725(a)(7)(C)	§ 115.726(b)(2) § 115.726(b)(3) [G]§ 115.726(h) § 115.726(i) § 115.726(j)(1) § 115.726(j)(2)	§ 115.725(a)(5) [G]§ 115.725(a)(7)(A) § 115.725(a)(7)(B) § 115.725(n) [G]§ 115.726(a)(2)
COF01	EU	R7300	CO	30 TAC Chapter 117, Subchapter B	§ 117.310(c)(1) § 117.310(c)(1)(A) § 117.310(c)(3) § 117.340(f)(1)	CO emissions must not exceed 400 ppmv at 3.0% O <sub>2</sub> , dry basis.	[G]§ 117.335(a)(1) § 117.335(a)(4) § 117.335(b) § 117.335(c) § 117.335(d) § 117.335(f) § 117.335(f)(3) § 117.335(g) § 117.340(a) § 117.340(b)(1) § 117.340(b)(3) § 117.340(e) [G]§ 117.340(f)(2) § 117.8100(a) § 117.8100(a)(1) § 117.8100(a)(1)(A) § 117.8100(a)(1)(B) § 117.8100(a)(1)(B)(ii) ) § 117.8100(a)(1)(B)(iii) ) § 117.8100(a)(1)(C) § 117.8100(a)(2) [G]§ 117.8100(a)(3) § 117.8100(a)(4)	§ 117.345(a) § 117.345(f) § 117.345(f)(1) [G]§ 117.345(f)(2) § 117.345(f)(7) § 117.345(f)(8) § 117.345(f)(9) § 117.8100(a)(5)(C)	§ 117.335(b) § 117.335(g) [G]§ 117.345(b) [G]§ 117.345(c) § 117.345(d) § 117.345(d)(2) § 117.345(d)(3) § 117.345(d)(4) § 117.345(d)(5) § 117.8010 [G]§ 117.8010(1) § 117.8010(2) § 117.8010(2)(A) § 117.8010(2)(B) [G]§ 117.8010(3) § 117.8010(4) [G]§ 117.8010(5) § 117.8010(6) [G]§ 117.8010(7) [G]§ 117.8010(8) § 117.8100(c)

**Applicable Requirements Summary**

Unit Group Process ID No.	Unit Group Process Type	SOP Index No.	Pollutant	State Rule or Federal Regulation Name	Emission Limitation, Standard or Equipment Specification Citation	Textual Description (See Special Term and Condition 1.B.)	Monitoring And Testing Requirements	Recordkeeping Requirements (30 TAC § 122.144)	Reporting Requirements (30 TAC § 122.145)
							§ 117.8100(a)(5) § 117.8100(a)(5)(A) § 117.8100(a)(5)(B) [G]§ 117.8100(a)(5)(D) [G]§ 117.8100(a)(5)(E) § 117.8100(a)(6) § 117.8120 § 117.8120(1) § 117.8120(1)(A)		
COF01	EU	63YY	112(B) HAPS	40 CFR Part 63, Subpart YY	§ 63.1103(e)-Table 7(j) § 63.1103(e)(3) [G]§ 63.1103(e)(7) [G]§ 63.1103(e)(8)	For a decoking operation associated with an ethylene cracking furnace, comply with requirements specified in § 63.1103(e)(7)-(8).	§ 63.1103(e)(7)(i) § 63.1103(e)(7)(ii) § 63.1103(e)(7)(iii) § 63.1103(e)(7)(iv) [G]§ 63.1103(e)(8) § 63.1103-Table 7(j) [G]§ 63.7(a)(4) [G]§ 63.7(c) § 63.7(e)(4) [G]§ 63.7(g)(2)	[G]§ 63.10(b)(2)(vi) § 63.1103-Table 7(j) § 63.1109(a) § 63.1109(b) § 63.1109(c) § 63.1109(d) [G]§ 63.1109(h)	§ 63.1103-Table 7(j) [G]§ 63.1110(a) [G]§ 63.1110(b) [G]§ 63.1110(c) [G]§ 63.1110(d) § 63.1110(e) § 63.1110(e)(1) § 63.1110(e)(2) § 63.1110(e)(3) [G]§ 63.1110(e)(7) [G]§ 63.1110(f) [G]§ 63.1110(g) [G]§ 63.1110(h)
COF01-DEC	EP	R5121	VOC	30 TAC Chapter 115, Vent Gas Controls	§ 115.127(a)(2)(A) [G]§ 115.122(a)(4) § 115.127(a)(2)	A vent gas stream having a combined weight of volatile organic compounds (VOC) equal to or less than 100 pounds in any continuous 24-hour period is exempt from §115.121(a)(1) of this title.	[G]§ 115.125 § 115.126(2)	§ 115.126 § 115.126(2) § 115.126(4)	None
COF01-DEC	EP	63YY	112(B) HAPS	40 CFR Part 63, Subpart YY	§ 63.1103(e)-Table 7(j) § 63.1103(e)(3) [G]§ 63.1103(e)(7) [G]§ 63.1103(e)(8)	For a decoking operation associated with an ethylene cracking furnace, comply with requirements specified in § 63.1103(e)(7)-(8).	§ 63.1103(e)(7)(i) § 63.1103(e)(7)(ii) § 63.1103(e)(7)(iii) § 63.1103(e)(7)(iv) [G]§ 63.1103(e)(8) § 63.1103-Table 7(j)	[G]§ 63.10(b)(2)(vi) § 63.1103-Table 7(j) § 63.1109(a) § 63.1109(b) § 63.1109(c) § 63.1109(d)	§ 63.1103-Table 7(j) [G]§ 63.1110(a) [G]§ 63.1110(b) [G]§ 63.1110(c) [G]§ 63.1110(d) § 63.1110(e)

**Applicable Requirements Summary**

Unit Group Process ID No.	Unit Group Process Type	SOP Index No.	Pollutant	State Rule or Federal Regulation Name	Emission Limitation, Standard or Equipment Specification Citation	Textual Description (See Special Term and Condition 1.B.)	Monitoring And Testing Requirements	Recordkeeping Requirements (30 TAC § 122.144)	Reporting Requirements (30 TAC § 122.145)
							[G]§ 63.7(a)(4) [G]§ 63.7(c) § 63.7(e)(4) [G]§ 63.7(g)(2)	[G]§ 63.1109(h)	§ 63.1110(e)(1) § 63.1110(e)(2) § 63.1110(e)(3) [G]§ 63.1110(e)(7) [G]§ 63.1110(f) [G]§ 63.1110(g) [G]§ 63.1110(h)
CQF01	EP	R1111-1	Opacity	30 TAC Chapter 111, Visible Emissions	§ 111.111(a)(1)(C) § 111.111(a)(1)(E)	Visible emissions from any stationary vent shall not exceed an opacity of 15% averaged over a six minute period for any source with a total flow rate of at least 100,000 acfm unless a CEMS is installed.	[G]§ 111.111(a)(1)(F) ** See Periodic Monitoring Summary	None	None
CQF01	EP	R5720	Highly Reactive VOC	30 TAC Chapter 115, HRVOC Vent Gas	§ 115.722(c)(1) § 115.722(c)(3) § 115.725(a)(1)(A) § 115.725(a)(1)(B) § 115.725(a)(1)(C) § 115.725(a)(3) [G]§ 115.725(a)(4) § 115.725(a)(7) § 115.725(a)(7)(C) [G]§ 115.725(l) § 115.725(n) [G]§ 115.726(a)(2)	HRVOC emissions at each site located in Harris County that is subject to this division or Division 2 of this subchapter must not exceed 1,200 pounds of HRVOC per one-hour block period from any flare, vent, pressure relief valve, cooling tower, or any combination.	§ 115.725(a) § 115.725(a)(1)(A) § 115.725(a)(1)(B) § 115.725(a)(1)(C) § 115.725(a)(3) [G]§ 115.725(a)(4) § 115.725(a)(5) [G]§ 115.725(a)(6) [G]§ 115.725(a)(7)(A) § 115.725(a)(7)(B) § 115.725(a)(7)(C)	§ 115.726(b)(1) § 115.726(b)(2) § 115.726(b)(3) [G]§ 115.726(h) § 115.726(i) § 115.726(j)(1) § 115.726(j)(2)	[G]§ 115.725(a)(4) § 115.725(a)(5) [G]§ 115.725(a)(7)(A) § 115.725(a)(7)(B) § 115.725(n) [G]§ 115.726(a)(2)
CQF01	EU	R7300	CO	30 TAC Chapter 117, Subchapter B	§ 117.310(c)(1) § 117.310(c)(1)(A) § 117.310(c)(3) § 117.340(f)(1)	CO emissions must not exceed 400 ppmv at 3.0% O <sub>2</sub> , dry basis.	[G]§ 117.335(a)(1) § 117.335(a)(4) § 117.335(b) § 117.335(c) § 117.335(d) § 117.335(f) § 117.335(f)(3) § 117.335(g) § 117.340(a) § 117.340(b)(1)	§ 117.345(a) § 117.345(f) § 117.345(f)(1) [G]§ 117.345(f)(2) § 117.345(f)(7) § 117.345(f)(8) § 117.345(f)(9) § 117.8100(a)(5)(C)	§ 117.335(b) § 117.335(g) [G]§ 117.345(b) [G]§ 117.345(c) § 117.345(d) § 117.345(d)(2) § 117.345(d)(3) § 117.345(d)(4) § 117.345(d)(5) § 117.8010

**Applicable Requirements Summary**

Unit Group Process ID No.	Unit Group Process Type	SOP Index No.	Pollutant	State Rule or Federal Regulation Name	Emission Limitation, Standard or Equipment Specification Citation	Textual Description (See Special Term and Condition 1.B.)	Monitoring And Testing Requirements	Recordkeeping Requirements (30 TAC § 122.144)	Reporting Requirements (30 TAC § 122.145)
							§ 117.340(b)(3) § 117.340(e) [G]§ 117.340(f)(2) § 117.8100(a) § 117.8100(a)(1) § 117.8100(a)(1)(A) § 117.8100(a)(1)(B) § 117.8100(a)(1)(B)(ii) ) § 117.8100(a)(1)(B)(iii) ) § 117.8100(a)(1)(C) § 117.8100(a)(2) [G]§ 117.8100(a)(3) § 117.8100(a)(4) § 117.8100(a)(5) § 117.8100(a)(5)(A) § 117.8100(a)(5)(B) [G]§ 117.8100(a)(5)(D) [G]§ 117.8100(a)(5)(E) § 117.8100(a)(6) § 117.8120 § 117.8120(1) § 117.8120(1)(A)		[G]§ 117.8010(1) § 117.8010(2) § 117.8010(2)(A) § 117.8010(2)(B) [G]§ 117.8010(3) § 117.8010(4) [G]§ 117.8010(5) § 117.8010(6) [G]§ 117.8010(7) [G]§ 117.8010(8) § 117.8100(c)
CQF01	EU	63YY	112(B) HAPS	40 CFR Part 63, Subpart YY	§ 63.1103(e)-Table 7(j) § 63.1103(e)(3) [G]§ 63.1103(e)(7) [G]§ 63.1103(e)(8)	For a decoking operation associated with an ethylene cracking furnace, comply with requirements specified in § 63.1103(e)(7)-(8).	§ 63.1103(e)(7)(i) § 63.1103(e)(7)(ii) § 63.1103(e)(7)(iii) § 63.1103(e)(7)(iv) [G]§ 63.1103(e)(8) § 63.1103-Table 7(j) [G]§ 63.7(a)(4) [G]§ 63.7(c) § 63.7(e)(4) [G]§ 63.7(g)(2)	[G]§ 63.10(b)(2)(vi) § 63.1103-Table 7(j) § 63.1109(a) § 63.1109(b) § 63.1109(c) § 63.1109(d) [G]§ 63.1109(h)	§ 63.1103-Table 7(j) [G]§ 63.1110(a) [G]§ 63.1110(b) [G]§ 63.1110(c) [G]§ 63.1110(d) § 63.1110(e) § 63.1110(e)(1) § 63.1110(e)(2) § 63.1110(e)(3) [G]§ 63.1110(e)(7) [G]§ 63.1110(f)

**Applicable Requirements Summary**

Unit Group Process ID No.	Unit Group Process Type	SOP Index No.	Pollutant	State Rule or Federal Regulation Name	Emission Limitation, Standard or Equipment Specification Citation	Textual Description (See Special Term and Condition 1.B.)	Monitoring And Testing Requirements	Recordkeeping Requirements (30 TAC § 122.144)	Reporting Requirements (30 TAC § 122.145)
									[G]§ 63.1110(g) [G]§ 63.1110(h)
CQF01-DEC	EP	R5121	VOC	30 TAC Chapter 115, Vent Gas Controls	§ 115.127(a)(2)(A) [G]§ 115.122(a)(4) § 115.127(a)(2)	A vent gas stream having a combined weight of volatile organic compounds (VOC) equal to or less than 100 pounds in any continuous 24-hour period is exempt from §115.121(a)(1) of this title.	[G]§ 115.125 § 115.126(2)	§ 115.126 § 115.126(2) § 115.126(4)	None
CQF01-DEC	EP	63YY	112(B) HAPS	40 CFR Part 63, Subpart YY	§ 63.1103(e)-Table 7(j) § 63.1103(e)(3) [G]§ 63.1103(e)(7) [G]§ 63.1103(e)(8)	For a decoking operation associated with an ethylene cracking furnace, comply with requirements specified in § 63.1103(e)(7)-(8).	§ 63.1103(e)(7)(i) § 63.1103(e)(7)(ii) § 63.1103(e)(7)(iii) § 63.1103(e)(7)(iv) [G]§ 63.1103(e)(8) § 63.1103-Table 7(j) [G]§ 63.7(a)(4) [G]§ 63.7(c) § 63.7(e)(4) [G]§ 63.7(g)(2)	[G]§ 63.10(b)(2)(vi) § 63.1103-Table 7(j) § 63.1109(a) § 63.1109(b) § 63.1109(c) § 63.1109(d) [G]§ 63.1109(h)	§ 63.1103-Table 7(j) [G]§ 63.1110(a) [G]§ 63.1110(b) [G]§ 63.1110(c) [G]§ 63.1110(d) § 63.1110(e) § 63.1110(e)(1) § 63.1110(e)(2) § 63.1110(e)(3) [G]§ 63.1110(e)(7) [G]§ 63.1110(f) [G]§ 63.1110(g) [G]§ 63.1110(h)
DEGREASE RB	EU	R5412	VOC	30 TAC Chapter 115, Degreasing Processes	§ 115.412(1) § 115.411(1) § 115.411(2) [G]§ 115.412(1)(A) § 115.412(1)(C) § 115.412(1)(D) [G]§ 115.412(1)(F)	No person shall own or operate a system utilizing a VOC for the cold solvent cleaning of objects without the controls listed in §115.412(1)(A)-(F), except as exempted in §115.411.	[G]§ 115.415(1) § 115.415(3) ** See Periodic Monitoring Summary	None	None
DEGREASE RB	PRO	R5461-2	VOC	30 TAC Chapter 115, Subchapter E, Division 6	[G]§ 115.461(c)	A solvent cleaning operation is exempt from this division if the process or operation that the solvent cleaning operation is associated with is subject to another division in this chapter and the VOC	None	§ 115.468(b)(2) § 115.468(b)(3) § 115.468(b)(5)	None

**Applicable Requirements Summary**

Unit Group Process ID No.	Unit Group Process Type	SOP Index No.	Pollutant	State Rule or Federal Regulation Name	Emission Limitation, Standard or Equipment Specification Citation	Textual Description (See Special Term and Condition 1.B.)	Monitoring And Testing Requirements	Recordkeeping Requirements (30 TAC § 122.144)	Reporting Requirements (30 TAC § 122.145)
						emissions from the solvent cleaning operation are controlled in accordance with an emission specification or control requirement of the division that the process or operation is subject to. §115.461(c)(1)-(2)			
DIESEL1A	EU	R7300	Exempt	30 TAC Chapter 117, Subchapter B	§ 117.303(a)(6)(D) [G]§ 117.310(f)	Units exempted from the provisions of this division, except as specified in §§117.310(f), 117.340(j), 117.345(f)(6) and (10), 117.350(c)(1), and 117.354(a)(5), include stationary gas turbines and stationary internal combustion engines that are used exclusively in emergency situations, except that operation for testing or maintenance purposes is allowed for up to 52 hours per year, based on a rolling 12-month average.	§ 117.8140(a) § 117.8140(a)(3)	§ 117.340(j) § 117.345(f) [G]§ 117.345(f)(10) [G]§ 117.345(f)(6)	None
DIESEL4	EU	R7300	Exempt	30 TAC Chapter 117, Subchapter B	§ 117.303(a)(6)(D) [G]§ 117.310(f)	Units exempted from the provisions of this division, except as specified in §§117.310(f), 117.340(j), 117.345(f)(6) and (10), 117.350(c)(1), and 117.354(a)(5), include stationary gas turbines and stationary internal combustion engines that are used exclusively in	§ 117.8140(a) § 117.8140(a)(3)	§ 117.340(j) § 117.345(f) [G]§ 117.345(f)(10) [G]§ 117.345(f)(6)	None

**Applicable Requirements Summary**

Unit Group Process ID No.	Unit Group Process Type	SOP Index No.	Pollutant	State Rule or Federal Regulation Name	Emission Limitation, Standard or Equipment Specification Citation	Textual Description (See Special Term and Condition 1.B.)	Monitoring And Testing Requirements	Recordkeeping Requirements (30 TAC § 122.144)	Reporting Requirements (30 TAC § 122.145)
						emergency situations, except that operation for testing or maintenance purposes is allowed for up to 52 hours per year, based on a rolling 12-month average.			
DIESEL4	EU	60III-1B	CO	40 CFR Part 60, Subpart IIII	§ 60.4205(b) § 60.4202(a)(2) § 60.4206 § 60.4207(b) [G]§ 60.4211(a) § 60.4211(c) [G]§ 60.4211(f) § 60.4218 § 89.112(a)	Owners and operators of emergency stationary CI ICE, that are not fire pump engines, with a maximum engine power greater than or equal to 130 KW and less than or equal to 2237 KW and a displacement of less than 10 liters per cylinder and is a 2007 model year and later must comply with a CO emission limit of 3.5 g/KW-hr, as stated in 40 CFR 60.4202(a)(2) and 40 CFR 89.112(a).	None	None	[G]§ 60.4214(d)
DIESEL4	EU	60III-1B	NMHC and NO <sub>x</sub>	40 CFR Part 60, Subpart IIII	§ 60.4205(b) § 60.4202(a)(2) § 60.4206 § 60.4207(b) [G]§ 60.4211(a) § 60.4211(c) [G]§ 60.4211(f) § 60.4218 § 89.112(a)	Owners and operators of emergency stationary CI ICE, that are not fire pump engines, with a maximum engine power greater than or equal to 75 KW and less than or equal to 560 KW and a displacement of less than 10 liters per cylinder and is a 2007 model year and later must comply with an NMHC+NO <sub>x</sub> emission limit of 4.0 g/KW-hr, as stated in 40 CFR 60.4202(a)(2) and 40 CFR 89.112(a).	None	None	[G]§ 60.4214(d)



**Applicable Requirements Summary**

Unit Group Process ID No.	Unit Group Process Type	SOP Index No.	Pollutant	State Rule or Federal Regulation Name	Emission Limitation, Standard or Equipment Specification Citation	Textual Description (See Special Term and Condition 1.B.)	Monitoring And Testing Requirements	Recordkeeping Requirements (30 TAC § 122.144)	Reporting Requirements (30 TAC § 122.145)
DIESEL4	EU	60III-1B	PM	40 CFR Part 60, Subpart IIII	§ 60.4205(b) § 60.4202(a)(2) § 60.4206 § 60.4207(b) [G]§ 60.4211(a) § 60.4211(c) [G]§ 60.4211(f) § 60.4218 § 89.112(a)	Owners and operators of emergency stationary CI ICE, that are not fire pump engines, with a maximum engine power greater than or equal to 130 KW and less than or equal to 2237 KW and a displacement of less than 10 liters per cylinder and is a 2007 model year and later must comply with a PM emission limit of 0.20 g/KW-hr, as stated in 40 CFR 60.4202(a)(2) and 40 CFR 89.112(a).	None	None	[G]§ 60.4214(d)
DIESEL4	EU	60III-1B	PM (Opacity)	40 CFR Part 60, Subpart IIII	§ 60.4205(b) § 60.4202(a)(2) § 60.4206 § 60.4207(b) [G]§ 60.4211(a) § 60.4211(c) [G]§ 60.4211(f) § 60.4218 § 89.113(a)(1) § 89.113(a)(2) § 89.113(a)(3)	Emergency stationary CI ICE, that are not fire pump engines, with displacement < 10 lpc and not constant-speed engines, with max engine power < 2237 KW and a 2007 model year and later or max engine power > 2237 KW and a 2011 model year and later, must comply with following opacity emission limits: 20% during acceleration, 15% during lugging, 50% during peaks in either acceleration or lugging modes as stated in §60.4202(a)(1)-(2), (b)(2) and §89.113(a)(1)-(3) and §1039.105(b)(1)-(3).	None	None	[G]§ 60.4214(d)
DIESEL4	EU	63ZZZZ-4A	112(B) HAPS	40 CFR Part 63, Subpart ZZZZ	§ 63.6590(c)	Stationary RICE subject to Regulations under 40 CFR Part 60. An affected source that meets any of the	None	None	None

**Applicable Requirements Summary**

Unit Group Process ID No.	Unit Group Process Type	SOP Index No.	Pollutant	State Rule or Federal Regulation Name	Emission Limitation, Standard or Equipment Specification Citation	Textual Description (See Special Term and Condition 1.B.)	Monitoring And Testing Requirements	Recordkeeping Requirements (30 TAC § 122.144)	Reporting Requirements (30 TAC § 122.145)
						criteria in paragraphs (c)(1) through (7) of this section must meet the requirements of this part by meeting the requirements of 40 CFR part 60 subpart IIII, for compression ignition engines or 40 CFR part 60 subpart JJJJ, for spark ignition engines as applicable. No further requirements apply for such engines under this part.			
DIESEL4A	EU	R7300	Exempt	30 TAC Chapter 117, Subchapter B	[G]§ 117.303(a)(11) [G]§ 117.310(f)	Units exempted from the provisions of this division except as specified in §§117.310(f), 117.340(j), 117.345(f)(6) and (10), 117.350(c)(1) and 117.354(a)(5) include new, modified, reconstructed, or relocated stationary diesel engine placed into service on or after October 1, 2001, that operates less than 100 hours per year, based on a rolling 12-month average, in other than emergency situations; and meets the requirements for non-road engines as specified. §117.303(a)(11)(A)-(B)	None	§ 117.340(j) § 117.345(f) [G]§ 117.345(f)(10) [G]§ 117.345(f)(6)	None
DIESEL4A	EU	60IIII-1B-14	CO	40 CFR Part 60, Subpart IIII	§ 60.4205(b) § 60.4202(a)(2) § 60.4206 § 60.4207(b) [G]§ 60.4211(a) § 60.4211(c)	Owners and operators of emergency stationary CI ICE, that are not fire pump engines, with a maximum engine power greater than or equal to 130 KW and less	None	None	[G]§ 60.4214(d)

**Applicable Requirements Summary**

Unit Group Process ID No.	Unit Group Process Type	SOP Index No.	Pollutant	State Rule or Federal Regulation Name	Emission Limitation, Standard or Equipment Specification Citation	Textual Description (See Special Term and Condition 1.B.)	Monitoring And Testing Requirements	Recordkeeping Requirements (30 TAC § 122.144)	Reporting Requirements (30 TAC § 122.145)
					[G]§ 60.4211(f) § 60.4218 § 89.112(a)	than or equal to 2237 KW and a displacement of less than 10 liters per cylinder and is a 2007 model year and later must comply with a CO emission limit of 3.5 g/KW-hr, as stated in 40 CFR 60.4202(a)(2) and 40 CFR 89.112(a).			
DIESEL4A	EU	60III-1B-14	NMHC and NO <sub>x</sub>	40 CFR Part 60, Subpart III	§ 60.4205(b) § 60.4202(a)(2) § 60.4206 § 60.4207(b) [G]§ 60.4211(a) § 60.4211(c) [G]§ 60.4211(f) § 60.4218 § 89.112(a)	Owners and operators of emergency stationary CI ICE, that are not fire pump engines, with a maximum engine power greater than or equal to 75 KW and less than or equal to 560 KW and a displacement of less than 10 liters per cylinder and is a 2007 model year and later must comply with an NMHC+NO <sub>x</sub> emission limit of 4.0 g/KW-hr, as stated in 40 CFR 60.4202(a)(2) and 40 CFR 89.112(a).	None	None	[G]§ 60.4214(d)
DIESEL4A	EU	60III-1B-14	PM	40 CFR Part 60, Subpart III	§ 60.4205(b) § 60.4202(a)(2) § 60.4206 § 60.4207(b) [G]§ 60.4211(a) § 60.4211(c) [G]§ 60.4211(f) § 60.4218 § 89.112(a)	Owners and operators of emergency stationary CI ICE, that are not fire pump engines, with a maximum engine power greater than or equal to 130 KW and less than or equal to 2237 KW and a displacement of less than 10 liters per cylinder and is a 2007 model year and later must comply with a PM emission limit of 0.20 g/KW-hr, as stated in 40	None	None	[G]§ 60.4214(d)

**Applicable Requirements Summary**

Unit Group Process ID No.	Unit Group Process Type	SOP Index No.	Pollutant	State Rule or Federal Regulation Name	Emission Limitation, Standard or Equipment Specification Citation	Textual Description (See Special Term and Condition 1.B.)	Monitoring And Testing Requirements	Recordkeeping Requirements (30 TAC § 122.144)	Reporting Requirements (30 TAC § 122.145)
						CFR 60.4202(a)(2) and 40 CFR 89.112(a).			
DIESEL4A	EU	60III-1B-14	PM (Opacity)	40 CFR Part 60, Subpart IIII	§ 60.4205(b) § 60.4202(a)(2) § 60.4206 § 60.4207(b) [G]§ 60.4211(a) § 60.4211(c) [G]§ 60.4211(f) § 60.4218 § 89.113(a)(1) § 89.113(a)(2) § 89.113(a)(3)	Emergency stationary CI ICE, that are not fire pump engines, with displacement < 10 lpc and not constant-speed engines, with max engine power < 2237 KW and a 2007 model year and later or max engine power > 2237 KW and a 2011 model year and later, must comply with following opacity emission limits: 20% during acceleration, 15% during lugging, 50% during peaks in either acceleration or lugging modes as stated in §60.4202(a)(1)-(2), (b)(2) and §89.113(a)(1)-(3) and §1039.105(b)(1)-(3).	None	None	[G]§ 60.4214(d)
DIESEL4A	EU	60III-1B-15	CO	40 CFR Part 60, Subpart IIII	§ 60.4205(b) § 60.4202(a)(2) § 60.4206 § 60.4207(b) [G]§ 60.4211(a) § 60.4211(c) [G]§ 60.4211(f) § 60.4218 § 89.112(a)	Owners and operators of emergency stationary CI ICE, that are not fire pump engines, with a maximum engine power greater than or equal to 130 KW and less than or equal to 2237 KW and a displacement of less than 10 liters per cylinder and is a 2007 model year and later must comply with a CO emission limit of 3.5 g/KW-hr, as stated in 40 CFR 60.4202(a)(2) and 40 CFR 89.112(a).	None	None	[G]§ 60.4214(d)
DIESEL4A	EU	60III-1B-15	NMHC and NO <sub>x</sub>	40 CFR Part 60, Subpart IIII	§ 60.4205(b) § 60.4202(a)(2)	Owners and operators of emergency stationary CI	None	None	[G]§ 60.4214(d)

**Applicable Requirements Summary**

Unit Group Process ID No.	Unit Group Process Type	SOP Index No.	Pollutant	State Rule or Federal Regulation Name	Emission Limitation, Standard or Equipment Specification Citation	Textual Description (See Special Term and Condition 1.B.)	Monitoring And Testing Requirements	Recordkeeping Requirements (30 TAC § 122.144)	Reporting Requirements (30 TAC § 122.145)
					§ 60.4206 § 60.4207(b) [G]§ 60.4211(a) § 60.4211(c) [G]§ 60.4211(f) § 60.4218 § 89.112(a)	ICE, that are not fire pump engines, with a maximum engine power greater than or equal to 75 KW and less than or equal to 560 KW and a displacement of less than 10 liters per cylinder and is a 2007 model year and later must comply with an NMHC+NOx emission limit of 4.0 g/KW-hr, as stated in 40 CFR 60.4202(a)(2) and 40 CFR 89.112(a).			
DIESEL4A	EU	60III-1B-15	PM	40 CFR Part 60, Subpart III	§ 60.4205(b) § 60.4202(a)(2) § 60.4206 § 60.4207(b) [G]§ 60.4211(a) § 60.4211(c) [G]§ 60.4211(f) § 60.4218 § 89.112(a)	Owners and operators of emergency stationary CI ICE, that are not fire pump engines, with a maximum engine power greater than or equal to 130 KW and less than or equal to 2237 KW and a displacement of less than 10 liters per cylinder and is a 2007 model year and later must comply with a PM emission limit of 0.20 g/KW-hr, as stated in 40 CFR 60.4202(a)(2) and 40 CFR 89.112(a).	None	None	[G]§ 60.4214(d)
DIESEL4A	EU	60III-1B-15	PM (Opacity)	40 CFR Part 60, Subpart III	§ 60.4205(b) § 60.4202(a)(2) § 60.4206 § 60.4207(b) [G]§ 60.4211(a) § 60.4211(c) [G]§ 60.4211(f) § 60.4218 § 89.113(a)(1)	Emergency stationary CI ICE, that are not fire pump engines, with displacement < 10 lpc and not constant-speed engines, with max engine power < 2237 KW and a 2007 model year and later or max engine power > 2237 KW and a 2011 model	None	None	[G]§ 60.4214(d)

**Applicable Requirements Summary**

Unit Group Process ID No.	Unit Group Process Type	SOP Index No.	Pollutant	State Rule or Federal Regulation Name	Emission Limitation, Standard or Equipment Specification Citation	Textual Description (See Special Term and Condition 1.B.)	Monitoring And Testing Requirements	Recordkeeping Requirements (30 TAC § 122.144)	Reporting Requirements (30 TAC § 122.145)
					§ 89.113(a)(2) § 89.113(a)(3)	year and later, must comply with following opacity emission limits: 20% during acceleration, 15% during lugging, 50% during peaks in either acceleration or lugging modes as stated in §60.4202(a)(1)-(2), (b)(2) and §89.113(a)(1)-(3) and §1039.105(b)(1)-(3).			
DIESEL4A	EU	60III-1B-16	CO	40 CFR Part 60, Subpart III	§ 60.4205(b) § 60.4202(a)(2) § 60.4206 § 60.4207(b) [G]§ 60.4211(a) § 60.4211(c) [G]§ 60.4211(f) § 60.4218 § 89.112(a)	Owners and operators of emergency stationary CI ICE, that are not fire pump engines, with a maximum engine power greater than or equal to 130 KW and less than or equal to 2237 KW and a displacement of less than 10 liters per cylinder and is a 2007 model year and later must comply with a CO emission limit of 3.5 g/KW-hr, as stated in 40 CFR 60.4202(a)(2) and 40 CFR 89.112(a).	None	None	[G]§ 60.4214(d)
DIESEL4A	EU	60III-1B-16	NMHC and NO <sub>x</sub>	40 CFR Part 60, Subpart III	§ 60.4205(b) § 60.4202(a)(2) § 60.4206 § 60.4207(b) [G]§ 60.4211(a) § 60.4211(c) [G]§ 60.4211(f) § 60.4218 § 89.112(a)	Owners and operators of emergency stationary CI ICE, that are not fire pump engines, with a maximum engine power greater than or equal to 75 KW and less than or equal to 560 KW and a displacement of less than 10 liters per cylinder and is a 2007 model year and later must comply with an NMHC+NO <sub>x</sub> emission limit of 4.0 g/KW-hr, as	None	None	[G]§ 60.4214(d)

**Applicable Requirements Summary**

Unit Group Process ID No.	Unit Group Process Type	SOP Index No.	Pollutant	State Rule or Federal Regulation Name	Emission Limitation, Standard or Equipment Specification Citation	Textual Description (See Special Term and Condition 1.B.)	Monitoring And Testing Requirements	Recordkeeping Requirements (30 TAC § 122.144)	Reporting Requirements (30 TAC § 122.145)
						stated in 40 CFR 60.4202(a)(2) and 40 CFR 89.112(a).			
DIESEL4A	EU	60III-1B-16	PM	40 CFR Part 60, Subpart IIII	§ 60.4205(b) § 60.4202(a)(2) § 60.4206 § 60.4207(b) [G]§ 60.4211(a) § 60.4211(c) [G]§ 60.4211(f) § 60.4218 § 89.112(a)	Owners and operators of emergency stationary CI ICE, that are not fire pump engines, with a maximum engine power greater than or equal to 130 KW and less than or equal to 2237 KW and a displacement of less than 10 liters per cylinder and is a 2007 model year and later must comply with a PM emission limit of 0.20 g/KW-hr, as stated in 40 CFR 60.4202(a)(2) and 40 CFR 89.112(a).	None	None	[G]§ 60.4214(d)
DIESEL4A	EU	60III-1B-16	PM (Opacity)	40 CFR Part 60, Subpart IIII	§ 60.4205(b) § 60.4202(a)(2) § 60.4206 § 60.4207(b) [G]§ 60.4211(a) § 60.4211(c) [G]§ 60.4211(f) § 60.4218 § 89.113(a)(1) § 89.113(a)(2) § 89.113(a)(3)	Emergency stationary CI ICE, that are not fire pump engines, with displacement < 10 lpc and not constant-speed engines, with max engine power < 2237 KW and a 2007 model year and later or max engine power > 2237 KW and a 2011 model year and later, must comply with following opacity emission limits: 20% during acceleration, 15% during lugging, 50% during peaks in either acceleration or lugging modes as stated in §60.4202(a)(1)-(2), (b)(2) and §89.113(a)(1)-(3) and §1039.105(b)(1)-(3).	None	None	[G]§ 60.4214(d)
DIESEL4A	EU	60III-1B-	CO	40 CFR Part 60,	§ 60.4205(b)	Owners and operators of	None	None	[G]§ 60.4214(d)

**Applicable Requirements Summary**

Unit Group Process ID No.	Unit Group Process Type	SOP Index No.	Pollutant	State Rule or Federal Regulation Name	Emission Limitation, Standard or Equipment Specification Citation	Textual Description (See Special Term and Condition 1.B.)	Monitoring And Testing Requirements	Recordkeeping Requirements (30 TAC § 122.144)	Reporting Requirements (30 TAC § 122.145)
		17		Subpart IIII	§ 60.4202(a)(2) § 60.4206 § 60.4207(b) [G]§ 60.4211(a) § 60.4211(c) [G]§ 60.4211(f) § 60.4218 § 89.112(a)	emergency stationary CI ICE, that are not fire pump engines, with a maximum engine power greater than or equal to 130 KW and less than or equal to 2237 KW and a displacement of less than 10 liters per cylinder and is a 2007 model year and later must comply with a CO emission limit of 3.5 g/KW-hr, as stated in 40 CFR 60.4202(a)(2) and 40 CFR 89.112(a).			
DIESEL4A	EU	60IIII-1B-17	NMHC and NO <sub>x</sub>	40 CFR Part 60, Subpart IIII	§ 60.4205(b) § 60.4202(a)(2) § 60.4206 § 60.4207(b) [G]§ 60.4211(a) § 60.4211(c) [G]§ 60.4211(f) § 60.4218 § 89.112(a)	Owners and operators of emergency stationary CI ICE, that are not fire pump engines, with a maximum engine power greater than or equal to 75 KW and less than or equal to 560 KW and a displacement of less than 10 liters per cylinder and is a 2007 model year and later must comply with an NMHC+NO <sub>x</sub> emission limit of 4.0 g/KW-hr, as stated in 40 CFR 60.4202(a)(2) and 40 CFR 89.112(a).	None	None	[G]§ 60.4214(d)
DIESEL4A	EU	60IIII-1B-17	PM	40 CFR Part 60, Subpart IIII	§ 60.4205(b) § 60.4202(a)(2) § 60.4206 § 60.4207(b) [G]§ 60.4211(a) § 60.4211(c) [G]§ 60.4211(f) § 60.4218	Owners and operators of emergency stationary CI ICE, that are not fire pump engines, with a maximum engine power greater than or equal to 130 KW and less than or equal to 2237 KW and a displacement of less	None	None	[G]§ 60.4214(d)



**Applicable Requirements Summary**

Unit Group Process ID No.	Unit Group Process Type	SOP Index No.	Pollutant	State Rule or Federal Regulation Name	Emission Limitation, Standard or Equipment Specification Citation	Textual Description (See Special Term and Condition 1.B.)	Monitoring And Testing Requirements	Recordkeeping Requirements (30 TAC § 122.144)	Reporting Requirements (30 TAC § 122.145)
					§ 89.112(a)	than 10 liters per cylinder and is a 2007 model year and later must comply with a PM emission limit of 0.20 g/KW-hr, as stated in 40 CFR 60.4202(a)(2) and 40 CFR 89.112(a).			
DIESEL4A	EU	60III-1B-17	PM (Opacity)	40 CFR Part 60, Subpart IIII	§ 60.4205(b) § 60.4202(a)(2) § 60.4206 § 60.4207(b) [G]§ 60.4211(a) § 60.4211(c) [G]§ 60.4211(f) § 60.4218 § 89.113(a)(1) § 89.113(a)(2) § 89.113(a)(3)	Emergency stationary CI ICE, that are not fire pump engines, with displacement < 10 lpc and not constant-speed engines, with max engine power < 2237 KW and a 2007 model year and later or max engine power > 2237 KW and a 2011 model year and later, must comply with following opacity emission limits: 20% during acceleration, 15% during lugging, 50% during peaks in either acceleration or lugging modes as stated in §60.4202(a)(1)-(2), (b)(2) and §89.113(a)(1)-(3) and §1039.105(b)(1)-(3).	None	None	[G]§ 60.4214(d)
DIESEL4A	EU	63ZZZZ-4A	112(B) HAPS	40 CFR Part 63, Subpart ZZZZ	§ 63.6590(c)	Stationary RICE subject to Regulations under 40 CFR Part 60. An affected source that meets any of the criteria in paragraphs (c)(1) through (7) of this section must meet the requirements of this part by meeting the requirements of 40 CFR part 60 subpart IIII, for compression ignition engines or 40 CFR part 60	None	None	None

**Applicable Requirements Summary**

Unit Group Process ID No.	Unit Group Process Type	SOP Index No.	Pollutant	State Rule or Federal Regulation Name	Emission Limitation, Standard or Equipment Specification Citation	Textual Description (See Special Term and Condition 1.B.)	Monitoring And Testing Requirements	Recordkeeping Requirements (30 TAC § 122.144)	Reporting Requirements (30 TAC § 122.145)
						subpart JJJJ, for spark ignition engines as applicable. No further requirements apply for such engines under this part.			
DIESELFW	EU	R7300	Exempt	30 TAC Chapter 117, Subchapter B	§ 117.303(a)(6)(D) [G]§ 117.310(f)	Units exempted from the provisions of this division, except as specified in §§117.310(f), 117.340(j), 117.345(f)(6) and (10), 117.350(c)(1), and 117.354(a)(5), include stationary gas turbines and stationary internal combustion engines that are used exclusively in emergency situations, except that operation for testing or maintenance purposes is allowed for up to 52 hours per year, based on a rolling 12-month average.	§ 117.8140(a) § 117.8140(a)(3)	§ 117.340(j) § 117.345(f) [G]§ 117.345(f)(10) [G]§ 117.345(f)(6)	None
DIESELFW	EU	60III-1C-14	NMHC and NO <sub>x</sub>	40 CFR Part 60, Subpart IIII	§ 60.4205(c)-Table 4 § 60.4206 § 60.4207(b) [G]§ 60.4211(a) § 60.4211(c) [G]§ 60.4211(f) § 60.4218	Owners and operators of emergency stationary fire pump CI ICE with a maximum engine power greater than or equal to 130 KW and less than or equal to 560 KW and a displacement of less than 30 liters per cylinder and is a 2009 model year and later must comply with an NMHC+NO <sub>x</sub> emission limit of 4.0 g/KW-hr, as listed in Table 4 to this subpart.	None	None	[G]§ 60.4214(d)
DIESELFW	EU	60III-1C-	PM	40 CFR Part 60,	§ 60.4205(c)-Table	Owners and operators of	None	None	[G]§ 60.4214(d)

**Applicable Requirements Summary**

Unit Group Process ID No.	Unit Group Process Type	SOP Index No.	Pollutant	State Rule or Federal Regulation Name	Emission Limitation, Standard or Equipment Specification Citation	Textual Description (See Special Term and Condition 1.B.)	Monitoring And Testing Requirements	Recordkeeping Requirements (30 TAC § 122.144)	Reporting Requirements (30 TAC § 122.145)
		14		Subpart IIII	4 § 60.4206 § 60.4207(b) [G]§ 60.4211(a) § 60.4211(c) [G]§ 60.4211(f) § 60.4218	emergency stationary fire pump CI ICE with a maximum engine power greater than or equal to 130 KW and less than or equal to 560 KW and a displacement of less than 30 liters per cylinder and is a 2009 model year and later must comply with a PM emission limit of 0.20 g/KW-hr, as listed in Table 4 to this subpart.			
DIESELFW	EU	60III-1C-15	NMHC and NO <sub>x</sub>	40 CFR Part 60, Subpart IIII	§ 60.4205(c)-Table 4 § 60.4206 § 60.4207(b) [G]§ 60.4211(a) § 60.4211(c) [G]§ 60.4211(f) § 60.4218	Owners and operators of emergency stationary fire pump CI ICE with a maximum engine power greater than or equal to 130 KW and less than or equal to 560 KW and a displacement of less than 30 liters per cylinder and is a 2009 model year and later must comply with an NMHC+NO <sub>x</sub> emission limit of 4.0 g/KW-hr, as listed in Table 4 to this subpart.	None	None	[G]§ 60.4214(d)
DIESELFW	EU	60III-1C-15	PM	40 CFR Part 60, Subpart IIII	§ 60.4205(c)-Table 4 § 60.4206 § 60.4207(b) [G]§ 60.4211(a) § 60.4211(c) [G]§ 60.4211(f) § 60.4218	Owners and operators of emergency stationary fire pump CI ICE with a maximum engine power greater than or equal to 130 KW and less than or equal to 560 KW and a displacement of less than 30 liters per cylinder and is a 2009 model year and later must comply with a PM	None	None	[G]§ 60.4214(d)

**Applicable Requirements Summary**

Unit Group Process ID No.	Unit Group Process Type	SOP Index No.	Pollutant	State Rule or Federal Regulation Name	Emission Limitation, Standard or Equipment Specification Citation	Textual Description (See Special Term and Condition 1.B.)	Monitoring And Testing Requirements	Recordkeeping Requirements (30 TAC § 122.144)	Reporting Requirements (30 TAC § 122.145)
						emission limit of 0.20 g/KW-hr, as listed in Table 4 to this subpart.			
DIESELFW	EU	60III-1C-16	NMHC and NO <sub>x</sub>	40 CFR Part 60, Subpart IIII	§ 60.4205(c)-Table 4 § 60.4206 § 60.4207(b) [G]§ 60.4211(a) § 60.4211(c) [G]§ 60.4211(f) § 60.4218	Owners and operators of emergency stationary fire pump CI ICE with a maximum engine power greater than or equal to 130 KW and less than or equal to 560 KW and a displacement of less than 30 liters per cylinder and is a 2009 model year and later must comply with an NMHC+NO <sub>x</sub> emission limit of 4.0 g/KW-hr, as listed in Table 4 to this subpart.	None	None	[G]§ 60.4214(d)
DIESELFW	EU	60III-1C-16	PM	40 CFR Part 60, Subpart IIII	§ 60.4205(c)-Table 4 § 60.4206 § 60.4207(b) [G]§ 60.4211(a) § 60.4211(c) [G]§ 60.4211(f) § 60.4218	Owners and operators of emergency stationary fire pump CI ICE with a maximum engine power greater than or equal to 130 KW and less than or equal to 560 KW and a displacement of less than 30 liters per cylinder and is a 2009 model year and later must comply with a PM emission limit of 0.20 g/KW-hr, as listed in Table 4 to this subpart.	None	None	[G]§ 60.4214(d)
DIESELFW	EU	60III-1C-17	NMHC and NO <sub>x</sub>	40 CFR Part 60, Subpart IIII	§ 60.4205(c)-Table 4 § 60.4206 § 60.4207(b) [G]§ 60.4211(a) § 60.4211(c) [G]§ 60.4211(f)	Owners and operators of emergency stationary fire pump CI ICE with a maximum engine power greater than or equal to 130 KW and less than or equal to 560 KW and a	None	None	[G]§ 60.4214(d)

**Applicable Requirements Summary**

Unit Group Process ID No.	Unit Group Process Type	SOP Index No.	Pollutant	State Rule or Federal Regulation Name	Emission Limitation, Standard or Equipment Specification Citation	Textual Description (See Special Term and Condition 1.B.)	Monitoring And Testing Requirements	Recordkeeping Requirements (30 TAC § 122.144)	Reporting Requirements (30 TAC § 122.145)
					§ 60.4218	displacement of less than 30 liters per cylinder and is a 2009 model year and later must comply with an NMHC+NOx emission limit of 4.0 g/KW-hr, as listed in Table 4 to this subpart.			
DIESELFW	EU	60III-1C-17	PM	40 CFR Part 60, Subpart IIII	§ 60.4205(c)-Table 4 § 60.4206 § 60.4207(b) [G]§ 60.4211(a) § 60.4211(c) [G]§ 60.4211(f) § 60.4218	Owners and operators of emergency stationary fire pump CI ICE with a maximum engine power greater than or equal to 130 KW and less than or equal to 560 KW and a displacement of less than 30 liters per cylinder and is a 2009 model year and later must comply with a PM emission limit of 0.20 g/KW-hr, as listed in Table 4 to this subpart.	None	None	[G]§ 60.4214(d)
DIESELFW	EU	63ZZZZ-4A	112(B) HAPS	40 CFR Part 63, Subpart ZZZZ	§ 63.6590(c)	Stationary RICE subject to Regulations under 40 CFR Part 60. An affected source that meets any of the criteria in paragraphs (c)(1) through (7) of this section must meet the requirements of this part by meeting the requirements of 40 CFR part 60 subpart IIII, for compression ignition engines or 40 CFR part 60 subpart JJJJ, for spark ignition engines as applicable. No further requirements apply for such engines under this part.	None	None	None

**Applicable Requirements Summary**

<b>Unit Group Process ID No.</b>	<b>Unit Group Process Type</b>	<b>SOP Index No.</b>	<b>Pollutant</b>	<b>State Rule or Federal Regulation Name</b>	<b>Emission Limitation, Standard or Equipment Specification Citation</b>	<b>Textual Description (See Special Term and Condition 1.B.)</b>	<b>Monitoring And Testing Requirements</b>	<b>Recordkeeping Requirements (30 TAC § 122.144)</b>	<b>Reporting Requirements (30 TAC § 122.145)</b>
DIESELGCR K	EU	R7300	CO	30 TAC Chapter 117, Subchapter B	§ 117.310(c)(1) § 117.310(c)(1)(B)	CO emissions must not exceed 3.0 g/hp-hr for stationary internal combustion engines.	[G]§ 117.335(a)(1) § 117.335(a)(4) § 117.335(b) § 117.335(d) § 117.335(e) § 117.335(g) § 117.340(a) § 117.340(h) § 117.8000(b) § 117.8000(c) § 117.8000(c)(2) § 117.8000(c)(3) § 117.8000(c)(5) § 117.8000(c)(6) [G]§ 117.8000(d) § 117.8140(a) § 117.8140(a)(1) § 117.8140(a)(2) § 117.8140(a)(2)(A) [G]§ 117.8140(a)(2)(B) § 117.8140(b)	§ 117.345(a) § 117.345(f) § 117.345(f)(1) [G]§ 117.345(f)(10) § 117.345(f)(3) § 117.345(f)(3)(A) § 117.345(f)(3)(A)(ii) § 117.345(f)(9)	§ 117.335(b) § 117.335(g) [G]§ 117.345(b) [G]§ 117.345(c) § 117.8010 [G]§ 117.8010(1) § 117.8010(2) § 117.8010(2)(A) § 117.8010(2)(B) [G]§ 117.8010(3) § 117.8010(4) [G]§ 117.8010(5) § 117.8010(6) [G]§ 117.8010(7)
DIESELGCR K	EU	60III-1D-14	CO	40 CFR Part 60, Subpart IIII	§ 60.4204(b) § 1039.102 § 60.4201(a) § 60.4206 § 60.4207(b) [G]§ 60.4211(a) § 60.4211(c) § 60.4218	Owners and operators of non-emergency stationary CI ICE with a maximum engine power greater than or equal to 130 KW and less than or equal to 2237 KW and a displacement of less than 10 liters per cylinder and is a 2007 model year and later must comply with a CO emission limit of 3.5 g/KW-hr as stated in 40 CFR 60.4201(a) and 40 CFR 89.112(a) and 40 CFR 1039.102 and 40 CFR 1039.101.	§ 60.4209(b)	§ 60.4214(c)	None

**Applicable Requirements Summary**

Unit Group Process ID No.	Unit Group Process Type	SOP Index No.	Pollutant	State Rule or Federal Regulation Name	Emission Limitation, Standard or Equipment Specification Citation	Textual Description (See Special Term and Condition 1.B.)	Monitoring And Testing Requirements	Recordkeeping Requirements (30 TAC § 122.144)	Reporting Requirements (30 TAC § 122.145)
DIESELGCR K	EU	60III-1D-15	CO	40 CFR Part 60, Subpart IIII	§ 60.4204(b) § 1039.101 § 60.4201(a) § 60.4206 § 60.4207(b) [G]§ 60.4211(a) § 60.4211(c) § 60.4218	Owners and operators of non-emergency stationary CI ICE with a maximum engine power greater than or equal to 130 KW and less than or equal to 2237 KW and a displacement of less than 10 liters per cylinder and is a 2007 model year and later must comply with a CO emission limit of 3.5 g/KW-hr as stated in 40 CFR 60.4201(a) and 40 CFR 89.112(a) and 40 CFR 1039.102 and 40 CFR 1039.101.	§ 60.4209(b)	§ 60.4214(c)	None
DIESELGCR K	EU	60III-1D-16	CO	40 CFR Part 60, Subpart IIII	§ 60.4204(b) § 1039.101 § 60.4201(a) § 60.4206 § 60.4207(b) [G]§ 60.4211(a) § 60.4211(c) § 60.4218	Owners and operators of non-emergency stationary CI ICE with a maximum engine power greater than or equal to 130 KW and less than or equal to 2237 KW and a displacement of less than 10 liters per cylinder and is a 2007 model year and later must comply with a CO emission limit of 3.5 g/KW-hr as stated in 40 CFR 60.4201(a) and 40 CFR 89.112(a) and 40 CFR 1039.102 and 40 CFR 1039.101.	§ 60.4209(b)	§ 60.4214(c)	None
DIESELGCR K	EU	60III-1D-17	CO	40 CFR Part 60, Subpart IIII	§ 60.4204(b) § 1039.101 § 60.4201(a) § 60.4206 § 60.4207(b) [G]§ 60.4211(a)	Owners and operators of non-emergency stationary CI ICE with a maximum engine power greater than or equal to 130 KW and less than or equal to 2237 KW	§ 60.4209(b)	§ 60.4214(c)	None

**Applicable Requirements Summary**

Unit Group Process ID No.	Unit Group Process Type	SOP Index No.	Pollutant	State Rule or Federal Regulation Name	Emission Limitation, Standard or Equipment Specification Citation	Textual Description (See Special Term and Condition 1.B.)	Monitoring And Testing Requirements	Recordkeeping Requirements (30 TAC § 122.144)	Reporting Requirements (30 TAC § 122.145)
					§ 60.4211(c) § 60.4218	and a displacement of less than 10 liters per cylinder and is a 2007 model year and later must comply with a CO emission limit of 3.5 g/KW-hr as stated in 40 CFR 60.4201(a) and 40 CFR 89.112(a) and 40 CFR 1039.102 and 40 CFR 1039.101.			
DIESELGCR K	EU	63ZZZZ- 2A	112(B) HAPS	40 CFR Part 63, Subpart ZZZZ	§ 63.6590(c)	Stationary RICE subject to Regulations under 40 CFR Part 60. An affected source that meets any of the criteria in paragraphs (c)(1) through (7) of this section must meet the requirements of this part by meeting the requirements of 40 CFR part 60 subpart IIII, for compression ignition engines or 40 CFR part 60 subpart JJJJ, for spark ignition engines as applicable. No further requirements apply for such engines under this part.	None	None	None
DIESELXX0 1	EU	R7303	Exempt	30 TAC Chapter 117, Subchapter B	[G]§ 117.303(a)(11) [G]§ 117.310(f)	Units exempted from the provisions of this division except as specified in §§117.310(f), 117.340(j), 117.345(f)(6) and (10), 117.350(c)(1) and 117.354(a)(5) include new, modified, reconstructed, or relocated stationary diesel engine placed into service on or after October 1, 2001,	None	§ 117.340(j) § 117.345(f) [G]§ 117.345(f)(10) [G]§ 117.345(f)(6)	None



**Applicable Requirements Summary**

Unit Group Process ID No.	Unit Group Process Type	SOP Index No.	Pollutant	State Rule or Federal Regulation Name	Emission Limitation, Standard or Equipment Specification Citation	Textual Description (See Special Term and Condition 1.B.)	Monitoring And Testing Requirements	Recordkeeping Requirements (30 TAC § 122.144)	Reporting Requirements (30 TAC § 122.145)
						that operates less than 100 hours per year, based on a rolling 12-month average, in other than emergency situations; and meets the requirements for non-road engines as specified. §117.303(a)(11)(A)-(B)			
DIESELXX01	EU	60III-1	CO	40 CFR Part 60, Subpart IIII	§ 60.4205(b) § 60.4202(a)(2) § 60.4206 § 60.4207(b) [G]§ 60.4211(a) § 60.4211(c) [G]§ 60.4211(f) § 60.4218 § 89.112(a)	Owners and operators of emergency stationary CI ICE, that are not fire pump engines, with a maximum engine power greater than or equal to 130 KW and less than or equal to 2237 KW and a displacement of less than 10 liters per cylinder and is a 2007 model year and later must comply with a CO emission limit of 3.5 g/KW-hr, as stated in 40 CFR 60.4202(a)(2) and 40 CFR 89.112(a).	None	None	[G]§ 60.4214(d)
DIESELXX01	EU	60III-1	NMHC and NO <sub>x</sub>	40 CFR Part 60, Subpart IIII	§ 60.4205(b) § 60.4202(a)(2) § 60.4206 § 60.4207(b) [G]§ 60.4211(a) § 60.4211(c) [G]§ 60.4211(f) § 60.4218 § 89.112(a)	Owners and operators of emergency stationary CI ICE, that are not fire pump engines, with a maximum engine power greater than 560 KW and less than or equal to 2237 KW and a displacement of less than 10 liters per cylinder and is a 2007 model year and later must comply with an NMHC+NO <sub>x</sub> emission limit of 6.4 g/KW-hr, as stated in 40 CFR 60.4202(a)(2) and 40 CFR 89.112(a).	None	None	[G]§ 60.4214(d)

**Applicable Requirements Summary**

Unit Group Process ID No.	Unit Group Process Type	SOP Index No.	Pollutant	State Rule or Federal Regulation Name	Emission Limitation, Standard or Equipment Specification Citation	Textual Description (See Special Term and Condition 1.B.)	Monitoring And Testing Requirements	Recordkeeping Requirements (30 TAC § 122.144)	Reporting Requirements (30 TAC § 122.145)
DIESELXX01	EU	60III-1	PM	40 CFR Part 60, Subpart IIII	§ 60.4205(b) § 60.4202(a)(2) § 60.4206 § 60.4207(b) [G]§ 60.4211(a) § 60.4211(c) [G]§ 60.4211(f) § 60.4218 § 89.112(a)	Owners and operators of emergency stationary CI ICE, that are not fire pump engines, with a maximum engine power greater than or equal to 130 KW and less than or equal to 2237 KW and a displacement of less than 10 liters per cylinder and is a 2007 model year and later must comply with a PM emission limit of 0.20 g/KW-hr, as stated in 40 CFR 60.4202(a)(2) and 40 CFR 89.112(a).	None	None	[G]§ 60.4214(d)
DIESELXX01	EU	60III-1	PM (Opacity)	40 CFR Part 60, Subpart IIII	§ 60.4205(b) § 60.4202(a)(2) § 60.4206 § 60.4207(b) [G]§ 60.4211(a) § 60.4211(c) [G]§ 60.4211(f) § 60.4218 § 89.113(a)(1) § 89.113(a)(2) § 89.113(a)(3)	Emergency stationary CI ICE, that are not fire pump engines, with displacement < 10 lpc and not constant-speed engines, with max engine power < 2237 KW and a 2007 model year and later or max engine power > 2237 KW and a 2011 model year and later, must comply with following opacity emission limits: 20% during acceleration, 15% during lugging, 50% during peaks in either acceleration or lugging modes as stated in §60.4202(a)(1)-(2), (b)(2) and §89.113(a)(1)-(3) and §1039.105(b)(1)-(3).	None	None	[G]§ 60.4214(d)
DIESELXX01	EU	63ZZZ-1	112(B) HAPS	40 CFR Part 63, Subpart ZZZZ	§ 63.6590(b)(1) § 63.6595(c) § 63.6640(f)(1) § 63.6640(f)(2)	An affected source which meets either of the criteria in paragraphs §63.6590(b)(1)(i)-(ii) of this	None	None	§ 63.6645(f)

**Applicable Requirements Summary**

Unit Group Process ID No.	Unit Group Process Type	SOP Index No.	Pollutant	State Rule or Federal Regulation Name	Emission Limitation, Standard or Equipment Specification Citation	Textual Description (See Special Term and Condition 1.B.)	Monitoring And Testing Requirements	Recordkeeping Requirements (30 TAC § 122.144)	Reporting Requirements (30 TAC § 122.145)
					§ 63.6640(f)(2)(i) § 63.6640(f)(3)	section does not have to meet the requirements of this subpart and of subpart A of this part except for the initial notification requirements of §63.6645(f).			
DIESELXX02	EU	R7303	Exempt	30 TAC Chapter 117, Subchapter B	[G]§ 117.303(a)(11) [G]§ 117.310(f)	Units exempted from the provisions of this division except as specified in §§117.310(f), 117.340(j), 117.345(f)(6) and (10), 117.350(c)(1) and 117.354(a)(5) include new, modified, reconstructed, or relocated stationary diesel engine placed into service on or after October 1, 2001, that operates less than 100 hours per year, based on a rolling 12-month average, in other than emergency situations; and meets the requirements for non-road engines as specified. §117.303(a)(11)(A)-(B)	None	§ 117.340(j) § 117.345(f) [G]§ 117.345(f)(10) [G]§ 117.345(f)(6)	None
DIESELXX02	EU	60III-1	CO	40 CFR Part 60, Subpart III	§ 60.4205(b) § 60.4202(a)(2) § 60.4206 § 60.4207(b) [G]§ 60.4211(a) § 60.4211(c) [G]§ 60.4211(f) § 60.4218 § 89.112(a)	Owners and operators of emergency stationary CI ICE, that are not fire pump engines, with a maximum engine power greater than or equal to 130 KW and less than or equal to 2237 KW and a displacement of less than 10 liters per cylinder and is a 2007 model year and later must comply with a CO emission limit of 3.5	None	None	[G]§ 60.4214(d)

**Applicable Requirements Summary**

Unit Group Process ID No.	Unit Group Process Type	SOP Index No.	Pollutant	State Rule or Federal Regulation Name	Emission Limitation, Standard or Equipment Specification Citation	Textual Description (See Special Term and Condition 1.B.)	Monitoring And Testing Requirements	Recordkeeping Requirements (30 TAC § 122.144)	Reporting Requirements (30 TAC § 122.145)
						g/KW-hr, as stated in 40 CFR 60.4202(a)(2) and 40 CFR 89.112(a).			
DIESELXX02	EU	60IIII-1	NMHC and NO <sub>x</sub>	40 CFR Part 60, Subpart IIII	§ 60.4205(b) § 60.4202(a)(2) § 60.4206 § 60.4207(b) [G]§ 60.4211(a) § 60.4211(c) [G]§ 60.4211(f) § 60.4218 § 89.112(a)	Owners and operators of emergency stationary CI ICE, that are not fire pump engines, with a maximum engine power greater than or equal to 75 KW and less than or equal to 560 KW and a displacement of less than 10 liters per cylinder and is a 2007 model year and later must comply with an NMHC+NO <sub>x</sub> emission limit of 4.0 g/KW-hr, as stated in 40 CFR 60.4202(a)(2) and 40 CFR 89.112(a).	None	None	[G]§ 60.4214(d)
DIESELXX02	EU	60IIII-1	PM	40 CFR Part 60, Subpart IIII	§ 60.4205(b) § 60.4202(a)(2) § 60.4206 § 60.4207(b) [G]§ 60.4211(a) § 60.4211(c) [G]§ 60.4211(f) § 60.4218 § 89.112(a)	Owners and operators of emergency stationary CI ICE, that are not fire pump engines, with a maximum engine power greater than or equal to 130 KW and less than or equal to 2237 KW and a displacement of less than 10 liters per cylinder and is a 2007 model year and later must comply with a PM emission limit of 0.20 g/KW-hr, as stated in 40 CFR 60.4202(a)(2) and 40 CFR 89.112(a).	None	None	[G]§ 60.4214(d)
DIESELXX02	EU	60IIII-1	PM (Opacity)	40 CFR Part 60, Subpart IIII	§ 60.4205(b) § 60.4202(a)(2) § 60.4206 § 60.4207(b)	Emergency stationary CI ICE, that are not fire pump engines, with displacement < 10 lpc and not constant-	None	None	[G]§ 60.4214(d)

**Applicable Requirements Summary**

Unit Group Process ID No.	Unit Group Process Type	SOP Index No.	Pollutant	State Rule or Federal Regulation Name	Emission Limitation, Standard or Equipment Specification Citation	Textual Description (See Special Term and Condition 1.B.)	Monitoring And Testing Requirements	Recordkeeping Requirements (30 TAC § 122.144)	Reporting Requirements (30 TAC § 122.145)
					[G]§ 60.4211(a) § 60.4211(c) [G]§ 60.4211(f) § 60.4218 § 89.113(a)(1) § 89.113(a)(2) § 89.113(a)(3)	speed engines, with max engine power < 2237 KW and a 2007 model year and later or max engine power > 2237 KW and a 2011 model year and later, must comply with following opacity emission limits: 20% during acceleration, 15% during lugging, 50% during peaks in either acceleration or lugging modes as stated in §60.4202(a)(1)-(2), (b)(2) and §89.113(a)(1)-(3) and §1039.105(b)(1)-(3).			
DIESELXX02	EU	63ZZZZ-1	112(B) HAPS	40 CFR Part 63, Subpart ZZZZ	§ 63.6590(b)(1) § 63.6595(c) § 63.6640(f)(1) § 63.6640(f)(2) § 63.6640(f)(2)(i) § 63.6640(f)(3)	An affected source which meets either of the criteria in paragraphs §63.6590(b)(1)(i)-(ii) of this section does not have to meet the requirements of this subpart and of subpart A of this part except for the initial notification requirements of §63.6645(f).	None	None	§ 63.6645(f)
DIESELXX03	EU	R7303	Exempt	30 TAC Chapter 117, Subchapter B	[G]§ 117.303(a)(11) [G]§ 117.310(f)	Units exempted from the provisions of this division except as specified in §§117.310(f), 117.340(j), 117.345(f)(6) and (10), 117.350(c)(1) and 117.354(a)(5) include new, modified, reconstructed, or relocated stationary diesel engine placed into service on or after October 1, 2001, that operates less than 100	None	§ 117.340(j) § 117.345(f) [G]§ 117.345(f)(10) [G]§ 117.345(f)(6)	None

**Applicable Requirements Summary**

Unit Group Process ID No.	Unit Group Process Type	SOP Index No.	Pollutant	State Rule or Federal Regulation Name	Emission Limitation, Standard or Equipment Specification Citation	Textual Description (See Special Term and Condition 1.B.)	Monitoring And Testing Requirements	Recordkeeping Requirements (30 TAC § 122.144)	Reporting Requirements (30 TAC § 122.145)
						hours per year, based on a rolling 12-month average, in other than emergency situations; and meets the requirements for non-road engines as specified. §117.303(a)(11)(A)-(B)			
DIESELXX03	EU	60III-1	CO	40 CFR Part 60, Subpart IIII	§ 60.4205(b) § 60.4202(a)(2) § 60.4206 § 60.4207(b) [G]§ 60.4211(a) § 60.4211(c) [G]§ 60.4211(f) § 60.4218 § 89.112(a)	Owners and operators of emergency stationary CI ICE, that are not fire pump engines, with a maximum engine power greater than or equal to 130 KW and less than or equal to 2237 KW and a displacement of less than 10 liters per cylinder and is a 2007 model year and later must comply with a CO emission limit of 3.5 g/KW-hr, as stated in 40 CFR 60.4202(a)(2) and 40 CFR 89.112(a).	None	None	[G]§ 60.4214(d)
DIESELXX03	EU	60III-1	NMHC and NO <sub>x</sub>	40 CFR Part 60, Subpart IIII	§ 60.4205(b) § 60.4202(a)(2) § 60.4206 § 60.4207(b) [G]§ 60.4211(a) § 60.4211(c) [G]§ 60.4211(f) § 60.4218 § 89.112(a)	Owners and operators of emergency stationary CI ICE, that are not fire pump engines, with a maximum engine power greater than or equal to 75 KW and less than or equal to 560 KW and a displacement of less than 10 liters per cylinder and is a 2007 model year and later must comply with an NMHC+NO <sub>x</sub> emission limit of 4.0 g/KW-hr, as stated in 40 CFR 60.4202(a)(2) and 40 CFR 89.112(a).	None	None	[G]§ 60.4214(d)

**Applicable Requirements Summary**

Unit Group Process ID No.	Unit Group Process Type	SOP Index No.	Pollutant	State Rule or Federal Regulation Name	Emission Limitation, Standard or Equipment Specification Citation	Textual Description (See Special Term and Condition 1.B.)	Monitoring And Testing Requirements	Recordkeeping Requirements (30 TAC § 122.144)	Reporting Requirements (30 TAC § 122.145)
DIESELXX03	EU	60III-1	PM	40 CFR Part 60, Subpart IIII	§ 60.4205(b) § 60.4202(a)(2) § 60.4206 § 60.4207(b) [G]§ 60.4211(a) § 60.4211(c) [G]§ 60.4211(f) § 60.4218 § 89.112(a)	Owners and operators of emergency stationary CI ICE, that are not fire pump engines, with a maximum engine power greater than or equal to 130 KW and less than or equal to 2237 KW and a displacement of less than 10 liters per cylinder and is a 2007 model year and later must comply with a PM emission limit of 0.20 g/KW-hr, as stated in 40 CFR 60.4202(a)(2) and 40 CFR 89.112(a).	None	None	[G]§ 60.4214(d)
DIESELXX03	EU	60III-1	PM (Opacity)	40 CFR Part 60, Subpart IIII	§ 60.4205(b) § 60.4202(a)(2) § 60.4206 § 60.4207(b) [G]§ 60.4211(a) § 60.4211(c) [G]§ 60.4211(f) § 60.4218 § 89.113(a)(1) § 89.113(a)(2) § 89.113(a)(3)	Emergency stationary CI ICE, that are not fire pump engines, with displacement < 10 lpc and not constant-speed engines, with max engine power < 2237 KW and a 2007 model year and later or max engine power > 2237 KW and a 2011 model year and later, must comply with following opacity emission limits: 20% during acceleration, 15% during lugging, 50% during peaks in either acceleration or lugging modes as stated in §60.4202(a)(1)-(2), (b)(2) and §89.113(a)(1)-(3) and §1039.105(b)(1)-(3).	None	None	[G]§ 60.4214(d)
DIESELXX03	EU	63ZZZ-2	112(B) HAPS	40 CFR Part 63, Subpart ZZZZ	§ 63.6590(c)	Stationary RICE subject to Regulations under 40 CFR Part 60. An affected source that meets any of the	None	None	None

**Applicable Requirements Summary**

Unit Group Process ID No.	Unit Group Process Type	SOP Index No.	Pollutant	State Rule or Federal Regulation Name	Emission Limitation, Standard or Equipment Specification Citation	Textual Description (See Special Term and Condition 1.B.)	Monitoring And Testing Requirements	Recordkeeping Requirements (30 TAC § 122.144)	Reporting Requirements (30 TAC § 122.145)
						criteria in paragraphs (c)(1) through (7) of this section must meet the requirements of this part by meeting the requirements of 40 CFR part 60 subpart III, for compression ignition engines or 40 CFR part 60 subpart JJJJ, for spark ignition engines as applicable. No further requirements apply for such engines under this part.			
FLAREX	CD	R1111-2	Opacity	30 TAC Chapter 111, Visible Emissions	§ 111.111(a)(4)(A)	Visible emissions from a process gas flare shall not be permitted for more than five minutes in any two-hour period. Non-excessive upset events are subject to the provisions under §101.222(b).	§ 111.111(a)(4)(A)(i) § 111.111(a)(4)(A)(ii)	§ 111.111(a)(4)(A)(ii)	None
FLAREX	EP	R5720-4	Highly Reactive VOC	30 TAC Chapter 115, HRVOC Vent Gas	§ 115.722(d) § 115.722(d)(1) § 115.722(d)(2) [G]§ 115.725(d)(1) § 115.725(d)(2) § 115.725(d)(2)(A)(i) [G]§ 115.725(d)(2)(A)(ii) § 115.725(d)(2)(A)(iii) § 115.725(d)(2)(A)(iv) § 115.725(d)(2)(B) § 115.725(d)(2)(B)(i) §	All flares must continuously meet the requirements of 40 CFR § 60.18(c)(2)-(6) and (d) as amended through October 17, 2000 (65 FR 61744) when vent gas containing HRVOC is being routed to the flare.	[G]§ 115.725(d)(1) § 115.725(d)(2) § 115.725(d)(2)(A)(i) [G]§ 115.725(d)(2)(A)(ii) § 115.725(d)(2)(A)(iii) § 115.725(d)(2)(A)(iv) § 115.725(d)(2)(B) § 115.725(d)(2)(B)(i) § 115.725(d)(2)(B)(ii) § 115.725(d)(2)(B)(iii)	§ 115.725(m)(1) § 115.726(a)(1) § 115.726(a)(1)(A) § 115.726(d)(1) § 115.726(d)(10) § 115.726(d)(2) § 115.726(d)(3) § 115.726(d)(4) § 115.726(i) § 115.726(j)(1) § 115.726(j)(2)	§ 115.725(n) § 115.726(a)(1)(B) [G]§ 115.726(a)(2)



**Applicable Requirements Summary**

Unit Group Process ID No.	Unit Group Process Type	SOP Index No.	Pollutant	State Rule or Federal Regulation Name	Emission Limitation, Standard or Equipment Specification Citation	Textual Description (See Special Term and Condition 1.B.)	Monitoring And Testing Requirements	Recordkeeping Requirements (30 TAC § 122.144)	Reporting Requirements (30 TAC § 122.145)
					115.725(d)(2)(B)(ii) § 115.725(d)(2)(B)(iii) § 115.725(d)(2)(B)(iv) [G]§ 115.725(l) § 115.725(m)(1) § 115.725(n) [G]§ 115.726(a)(2)		§ 115.725(d)(2)(B)(iv) § 115.725(d)(3) § 115.725(d)(4) § 115.725(d)(5) § 115.725(d)(6) § 115.725(d)(7) § 115.725(k)(1) § 115.725(m) § 115.725(m)(1)		
FLAREX	CD	60A-1	Opacity	40 CFR Part 60, Subpart A	§ 60.18(b) § 60.18(c)(1) § 60.18(c)(2) § 60.18(c)(3)(ii) § 60.18(c)(4)(i) § 60.18(c)(6) § 60.18(e)	Flares shall comply with paragraphs (c)-(f) of § 60.18.	§ 60.18(d) § 60.18(f)(1) § 60.18(f)(2) § 60.18(f)(3) § 60.18(f)(4)	None	None
FLAREX	CD	60A-2	Opacity	40 CFR Part 60, Subpart A	§ 60.18(b) § 60.18(c)(1) § 60.18(c)(2) § 60.18(c)(3)(ii) § 60.18(c)(4)(iii) § 60.18(c)(6) § 60.18(e)	Flares shall comply with paragraphs (c)-(f) of § 60.18.	§ 60.18(d) § 60.18(f)(1) § 60.18(f)(2) § 60.18(f)(3) § 60.18(f)(4) § 60.18(f)(5)	None	None
FLAREX	CD	60A-3	Opacity	40 CFR Part 60, Subpart A	§ 60.18(b) § 60.18(c)(1) § 60.18(c)(2) § 60.18(c)(3)(ii) § 60.18(c)(4)(ii) § 60.18(c)(6) § 60.18(e)	Flares shall comply with paragraphs (c)-(f) of § 60.18.	§ 60.18(d) § 60.18(f)(1) § 60.18(f)(2) § 60.18(f)(3) § 60.18(f)(4)	None	None
FLAREX	CD	63A-1	Opacity	40 CFR Part 63, Subpart A	§ 63.11(b)(4) § 63.11(b)(1) § 63.11(b)(2) § 63.11(b)(3) § 63.11(b)(5) § 63.11(b)(6)(ii)	Flares shall be designed and operated with no visible emissions, except for periods of a total of 5 minutes or less during any 2 consecutive hrs. Test	§ 63.11(b)(4) § 63.11(b)(5) § 63.11(b)(7)(i)	None	None

**Applicable Requirements Summary**

Unit Group Process ID No.	Unit Group Process Type	SOP Index No.	Pollutant	State Rule or Federal Regulation Name	Emission Limitation, Standard or Equipment Specification Citation	Textual Description (See Special Term and Condition 1.B.)	Monitoring And Testing Requirements	Recordkeeping Requirements (30 TAC § 122.144)	Reporting Requirements (30 TAC § 122.145)
					§ 63.11(b)(7)(i)	Method 22 in App. A of part 60 of this chapter shall be used.			
FLAREX	CD	63A-2	Opacity	40 CFR Part 63, Subpart A	§ 63.11(b)(4) § 63.11(b)(1) § 63.11(b)(2) § 63.11(b)(3) § 63.11(b)(5) § 63.11(b)(6)(ii) § 63.11(b)(7)(iii)	Flares shall be designed and operated with no visible emissions, except for periods of a total of 5 minutes or less during any 2 consecutive hrs. Test Method 22 in App. A of part 60 of this chapter shall be used.	§ 63.11(b)(4) § 63.11(b)(5) § 63.11(b)(7)(i)	None	None
FLAREX	CD	63A-3	Opacity	40 CFR Part 63, Subpart A	§ 63.11(b)(4) § 63.11(b)(1) § 63.11(b)(2) § 63.11(b)(3) § 63.11(b)(5) § 63.11(b)(6)(ii) § 63.11(b)(7)(ii)	Flares shall be designed and operated with no visible emissions, except for periods of a total of 5 minutes or less during any 2 consecutive hrs. Test Method 22 in App. A of part 60 of this chapter shall be used.	§ 63.11(b)(4) § 63.11(b)(5) § 63.11(b)(7)(i)	None	None
FLAREX	CD	63YY	112(B) HAPS	40 CFR Part 63, Subpart YY	§ 63.1103(e)(4) § 63.1103(e)(4)(i) § 63.1103(e)(4)(ii) § 63.1103(e)(4)(iii) § 63.1103(e)(4)(iv) § 63.1103(e)(4)(v) § 63.1103(e)(4)(vi) § 63.1103(e)(4)(viii) § 63.1103(e)(4)(xii) § 63.1103(e)(4)(xiii) [G]§ 63.670 [G]§ 63.671	The owner or operator must meet the applicable requirements for flares as specified in §§ 63.670 and 63.671 of subpart CC, including the provisions in Tables 12 and 13 to subpart CC of this part, except as specified in paragraphs (e)(4)(i) through (xiv) of this section.	§ 63.1103(e)(4) [G]§ 63.670 [G]§ 63.671 [G]§ 63.7(a)(4) [G]§ 63.7(c) § 63.7(e)(4) [G]§ 63.7(g)(2)	[G]§ 63.10(b)(2)(vi) § 63.1103(e)(4) § 63.1103(e)(4)(x) § 63.1109(a) § 63.1109(b) § 63.1109(c) § 63.1109(d) [G]§ 63.1109(e)	§ 63.1103(e)(4) § 63.1103(e)(4)(xi) [G]§ 63.1110(a) [G]§ 63.1110(b) [G]§ 63.1110(c) § 63.1110(d)(1) § 63.1110(d)(1)(i) § 63.1110(d)(1)(ii) § 63.1110(d)(1)(iv) § 63.1110(d)(2) [G]§ 63.1110(d) § 63.1110(e) § 63.1110(e)(1) § 63.1110(e)(2) § 63.1110(e)(3) [G]§ 63.1110(e)(4) [G]§ 63.1110(f)

**Applicable Requirements Summary**

Unit Group Process ID No.	Unit Group Process Type	SOP Index No.	Pollutant	State Rule or Federal Regulation Name	Emission Limitation, Standard or Equipment Specification Citation	Textual Description (See Special Term and Condition 1.B.)	Monitoring And Testing Requirements	Recordkeeping Requirements (30 TAC § 122.144)	Reporting Requirements (30 TAC § 122.145)
									[G]§ 63.1110(g) [G]§ 63.1110(h)
FLAREX-VENT	EP	R5121	VOC	30 TAC Chapter 115, Vent Gas Controls	§ 115.122(a)(1) § 115.121(a)(1) § 115.122(a)(1)(B) § 60.18	Vent gas streams affected by §115.121(a)(1) must be controlled properly with a control efficiency of at least 90% or to a volatile organic compound (VOC) concentration of no more than 20 parts per million (ppmv) (on a dry basis corrected to 3.0% oxygen for combustion devices).	[G]§ 115.125 § 115.126(1) § 115.126(1)(B) § 115.126(2) ** See CAM Summary	§ 115.126 § 115.126(1) § 115.126(1)(B) § 115.126(2)	None
FLAREX-VENT	EP	63YY	112(B) HAPS	40 CFR Part 63, Subpart YY	§ 63.1103(e)-Table 7(d)(1)(ii)(A) § 63.1103(e)(3) [G]§ 63.1103(e)(4) § 63.1103(e)(5) [G]§ 63.1103(e)(9) § 63.1103(e)-Table 7(d)(1)(i) § 63.982(b) [G]§ 63.983	For a process vent at an existing source with a flow rate greater than or equal to 0.011 scmm and a total organic HAP concentration greater than or equal to 50 parts per million by volume on a dry basis, reduce emissions of organic HAP by 98 weight-percent or TOC to a concentration of 20 ppmv on a dry basis corrected to 3-percent oxygen, whichever is less stringent, by venting emissions through a closed vent system to a flare and meet requirements of § 63.983 and §63.1103(e)(4) and (e)(9).	[G]§ 63.11(b) § 63.1103(e)(4) § 63.1103(e)-Table 7(d)(1)(ii)(A) [G]§ 63.670 [G]§ 63.671 [G]§ 63.7(a)(4) [G]§ 63.7(c) § 63.7(e)(4) [G]§ 63.7(g)(2) [G]§ 63.983(a)(3) [G]§ 63.983(b) [G]§ 63.983(c) [G]§ 63.983(d) [G]§ 63.987 § 63.997(a) [G]§ 63.997(b) [G]§ 63.997(c)	[G]§ 63.10(b)(2)(vi) § 63.1103(e)(4) § 63.1103(e)(4)(x) § 63.1103(e)-Table 7(d)(1)(ii)(A) § 63.1109(a) § 63.1109(b) § 63.1109(c) § 63.1109(d) [G]§ 63.1109(e) [G]§ 63.983(a)(3) [G]§ 63.998(a)(1) [G]§ 63.998(b) [G]§ 63.998(d)(1)	§ 63.1103(e)(4) § 63.1103(e)(4)(xi) § 63.1103(e)-Table 7(d)(1)(ii)(A) [G]§ 63.1110(a) [G]§ 63.1110(b) [G]§ 63.1110(c) § 63.1110(d)(1) § 63.1110(d)(1)(i) § 63.1110(d)(1)(ii) § 63.1110(d)(1)(iv) § 63.1110(d)(2) [G]§ 63.1110(d) § 63.1110(e) § 63.1110(e)(1) § 63.1110(e)(2) § 63.1110(e)(3) [G]§ 63.1110(e)(4) [G]§ 63.1110(f) [G]§ 63.1110(g) [G]§ 63.1110(h) [G]§ 63.999
FLAREXX1	EU	R1111-2	Opacity	30 TAC Chapter 111, Visible Emissions	§ 111.111(a)(4)(A)	Visible emissions from a process gas flare shall not be permitted for more than	§ 111.111(a)(4)(A)(i) §	§ 111.111(a)(4)(A)(ii)	None

**Applicable Requirements Summary**

Unit Group Process ID No.	Unit Group Process Type	SOP Index No.	Pollutant	State Rule or Federal Regulation Name	Emission Limitation, Standard or Equipment Specification Citation	Textual Description (See Special Term and Condition 1.B.)	Monitoring And Testing Requirements	Recordkeeping Requirements (30 TAC § 122.144)	Reporting Requirements (30 TAC § 122.145)
						five minutes in any two-hour period. Non-excessive upset events are subject to the provisions under §101.222(b).	111.111(a)(4)(A)(ii)		
FLAREXX1	EP	R5720-4	Highly Reactive VOC	30 TAC Chapter 115, HRVOC Vent Gas	§ 115.722(d) § 115.722(d)(1) § 115.722(d)(2) [G]§ 115.725(d)(1) § 115.725(d)(2) § 115.725(d)(2)(A)(i) [G]§ 115.725(d)(2)(A)(ii) § 115.725(d)(2)(A)(iii) § 115.725(d)(2)(A)(iv) § 115.725(d)(2)(B) § 115.725(d)(2)(B)(i) § 115.725(d)(2)(B)(ii) § 115.725(d)(2)(B)(iii) § 115.725(d)(2)(B)(iv) [G]§ 115.725(l) § 115.725(m)(1) § 115.725(n) [G]§ 115.726(a)(2)	All flares must continuously meet the requirements of 40 CFR § 60.18(c)(2)-(6) and (d) as amended through October 17, 2000 (65 FR 61744) when vent gas containing HRVOC is being routed to the flare.	[G]§ 115.725(d)(1) § 115.725(d)(2) § 115.725(d)(2)(A)(i) [G]§ 115.725(d)(2)(A)(ii) § 115.725(d)(2)(A)(iii) § 115.725(d)(2)(A)(iv) § 115.725(d)(2)(B) § 115.725(d)(2)(B)(i) § 115.725(d)(2)(B)(ii) § 115.725(d)(2)(B)(iii) § 115.725(d)(2)(B)(iv) § 115.725(d)(3) § 115.725(d)(4) § 115.725(d)(5) § 115.725(d)(6) § 115.725(d)(7) § 115.725(k)(1) § 115.725(m) § 115.725(m)(1)	§ 115.725(m)(1) § 115.726(a)(1) § 115.726(a)(1)(A) § 115.726(d)(1) § 115.726(d)(10) § 115.726(d)(2) § 115.726(d)(3) § 115.726(d)(4) § 115.726(i) § 115.726(j)(1) § 115.726(j)(2)	§ 115.725(n) § 115.726(a)(1)(B) [G]§ 115.726(a)(2)
FLAREXX1	CD	60A-1	Opacity	40 CFR Part 60, Subpart A	§ 60.18(b) § 60.18(c)(1) § 60.18(c)(2) § 60.18(c)(3)(ii) § 60.18(c)(4)(i) § 60.18(c)(6)	Flares shall comply with paragraphs (c)-(f) of § 60.18.	§ 60.18(d) § 60.18(f)(1) § 60.18(f)(2) § 60.18(f)(3) § 60.18(f)(4)	None	None

**Applicable Requirements Summary**

Unit Group Process ID No.	Unit Group Process Type	SOP Index No.	Pollutant	State Rule or Federal Regulation Name	Emission Limitation, Standard or Equipment Specification Citation	Textual Description (See Special Term and Condition 1.B.)	Monitoring And Testing Requirements	Recordkeeping Requirements (30 TAC § 122.144)	Reporting Requirements (30 TAC § 122.145)
					§ 60.18(e)				
FLAREXX1	CD	60A-2	Opacity	40 CFR Part 60, Subpart A	§ 60.18(b) § 60.18(c)(1) § 60.18(c)(2) § 60.18(c)(3)(ii) § 60.18(c)(4)(iii) § 60.18(c)(6) § 60.18(e)	Flares shall comply with paragraphs (c)-(f) of § 60.18.	§ 60.18(d) § 60.18(f)(1) § 60.18(f)(2) § 60.18(f)(3) § 60.18(f)(4) § 60.18(f)(5)	None	None
FLAREXX1	CD	60A-3	Opacity	40 CFR Part 60, Subpart A	§ 60.18(b) § 60.18(c)(1) § 60.18(c)(2) § 60.18(c)(3)(ii) § 60.18(c)(4)(ii) § 60.18(c)(6) § 60.18(e)	Flares shall comply with paragraphs (c)-(f) of § 60.18.	§ 60.18(d) § 60.18(f)(1) § 60.18(f)(2) § 60.18(f)(3) § 60.18(f)(4)	None	None
FLAREXX1	CD	63A-1	Opacity	40 CFR Part 63, Subpart A	§ 63.11(b)(4) § 63.11(b)(1) § 63.11(b)(2) § 63.11(b)(3) § 63.11(b)(5) § 63.11(b)(6)(ii) § 63.11(b)(7)(i)	Flares shall be designed and operated with no visible emissions, except for periods of a total of 5 minutes or less during any 2 consecutive hrs. Test Method 22 in App. A of part 60 of this chapter shall be used.	§ 63.11(b)(4) § 63.11(b)(5) § 63.11(b)(7)(i)	None	None
FLAREXX1	CD	63A-2	Opacity	40 CFR Part 63, Subpart A	§ 63.11(b)(4) § 63.11(b)(1) § 63.11(b)(2) § 63.11(b)(3) § 63.11(b)(5) § 63.11(b)(6)(ii) § 63.11(b)(7)(iii)	Flares shall be designed and operated with no visible emissions, except for periods of a total of 5 minutes or less during any 2 consecutive hrs. Test Method 22 in App. A of part 60 of this chapter shall be used.	§ 63.11(b)(4) § 63.11(b)(5) § 63.11(b)(7)(i)	None	None
FLAREXX1	CD	63A-3	Opacity	40 CFR Part 63, Subpart A	§ 63.11(b)(4) § 63.11(b)(1) § 63.11(b)(2)	Flares shall be designed and operated with no visible emissions, except for	§ 63.11(b)(4) § 63.11(b)(5) § 63.11(b)(7)(i)	None	None

**Applicable Requirements Summary**

Unit Group Process ID No.	Unit Group Process Type	SOP Index No.	Pollutant	State Rule or Federal Regulation Name	Emission Limitation, Standard or Equipment Specification Citation	Textual Description (See Special Term and Condition 1.B.)	Monitoring And Testing Requirements	Recordkeeping Requirements (30 TAC § 122.144)	Reporting Requirements (30 TAC § 122.145)
					§ 63.11(b)(3) § 63.11(b)(5) § 63.11(b)(6)(ii) § 63.11(b)(7)(ii)	periods of a total of 5 minutes or less during any 2 consecutive hrs. Test Method 22 in App. A of part 60 of this chapter shall be used.			
FLAREXX1	CD	63YY	112(B) HAPS	40 CFR Part 63, Subpart YY	§ 63.1103(e)(4) § 63.1103(e)(4)(i) § 63.1103(e)(4)(ii) § 63.1103(e)(4)(iii) § 63.1103(e)(4)(iv) § 63.1103(e)(4)(v) § 63.1103(e)(4)(vi) § 63.1103(e)(4)(viii) § 63.1103(e)(4)(xii) § 63.1103(e)(4)(xiii) [G]§ 63.670 [G]§ 63.671	The owner or operator must meet the applicable requirements for flares as specified in §§ 63.670 and 63.671 of subpart CC, including the provisions in Tables 12 and 13 to subpart CC of this part, except as specified in paragraphs (e)(4)(i) through (xiv) of this section.	§ 63.1103(e)(4) [G]§ 63.670 [G]§ 63.671 [G]§ 63.7(a)(4) [G]§ 63.7(c) § 63.7(e)(4) [G]§ 63.7(g)(2)	[G]§ 63.10(b)(2)(vi) § 63.1103(e)(4) § 63.1103(e)(4)(x) § 63.1109(a) § 63.1109(b) § 63.1109(c) § 63.1109(d) [G]§ 63.1109(e)	§ 63.1103(e)(4) § 63.1103(e)(4)(xi) [G]§ 63.1110(a) [G]§ 63.1110(b) [G]§ 63.1110(c) § 63.1110(d)(1) § 63.1110(d)(1)(i) § 63.1110(d)(1)(ii) § 63.1110(d)(1)(iv) § 63.1110(d)(2) [G]§ 63.1110(d) § 63.1110(e) § 63.1110(e)(1) § 63.1110(e)(2) § 63.1110(e)(3) [G]§ 63.1110(e)(4) [G]§ 63.1110(f) [G]§ 63.1110(g) [G]§ 63.1110(h)
FLAREXX2	CD	R1111-A	Opacity	30 TAC Chapter 111, Visible Emissions	§ 111.111(a)(4)(A)	Visible emissions from a process gas flare shall not be permitted for more than five minutes in any two-hour period. Non-excessive upset events are subject to the provisions under §101.222(b).	§ 111.111(a)(4)(A)(i) § 111.111(a)(4)(A)(ii)	§ 111.111(a)(4)(A)(ii)	None
FLAREXX2	CD	R5720-4A	Highly Reactive VOC	30 TAC Chapter 115, HRVOC Vent Gas	§ 115.722(d) § 115.722(d)(1) § 115.722(d)(2) [G]§ 115.725(d)(1) § 115.725(d)(2)	All flares must continuously meet the requirements of 40 CFR § 60.18(c)(2)-(6) and (d) as amended through October 17, 2000	[G]§ 115.725(d)(1) § 115.725(d)(2) § 115.725(d)(2)(A)(i) [G]§	§ 115.725(m)(1) § 115.726(a)(1) § 115.726(a)(1)(A) § 115.726(d)(1) § 115.726(d)(10)	§ 115.725(n) § 115.726(a)(1)(B) [G]§ 115.726(a)(2)

**Applicable Requirements Summary**

Unit Group Process ID No.	Unit Group Process Type	SOP Index No.	Pollutant	State Rule or Federal Regulation Name	Emission Limitation, Standard or Equipment Specification Citation	Textual Description (See Special Term and Condition 1.B.)	Monitoring And Testing Requirements	Recordkeeping Requirements (30 TAC § 122.144)	Reporting Requirements (30 TAC § 122.145)
					§ 115.725(d)(2)(A)(i) [G]§ 115.725(d)(2)(A)(ii) § 115.725(d)(2)(A)(iii) § 115.725(d)(2)(A)(iv) § 115.725(d)(2)(B) § 115.725(d)(2)(B)(i) § 115.725(d)(2)(B)(ii) § 115.725(d)(2)(B)(iii) § 115.725(d)(2)(B)(iv) [G]§ 115.725(l) § 115.725(m)(1) § 115.725(n) [G]§ 115.726(a)(2)	(65 FR 61744) when vent gas containing HRVOC is being routed to the flare.	115.725(d)(2)(A)(ii) § 115.725(d)(2)(A)(iii) § 115.725(d)(2)(A)(iv) § 115.725(d)(2)(B) § 115.725(d)(2)(B)(i) § 115.725(d)(2)(B)(ii) § 115.725(d)(2)(B)(iii) § 115.725(d)(2)(B)(iv) § 115.725(d)(3) § 115.725(d)(4) § 115.725(d)(5) § 115.725(d)(6) § 115.725(d)(7) § 115.725(k)(1) § 115.725(m) § 115.725(m)(1) ** See Alternative Requirement	§ 115.726(d)(2) § 115.726(d)(3) § 115.726(d)(4) § 115.726(i) § 115.726(j)(1) § 115.726(j)(2)	
FLAREXX2	CD	60A-1A	Opacity	40 CFR Part 60, Subpart A	§ 60.18(b) § 60.18(c)(1) § 60.18(c)(2) § 60.18(c)(3)(ii) § 60.18(c)(4)(i) § 60.18(c)(6) § 60.18(e)	Flares shall comply with paragraphs (c)-(f) of § 60.18.	§ 60.18(d) § 60.18(f)(1) § 60.18(f)(2) § 60.18(f)(3) § 60.18(f)(4)	None	None
FLAREXX2	CD	60A-2A	Opacity	40 CFR Part 60, Subpart A	§ 60.18(b) § 60.18(c)(1) § 60.18(c)(2) § 60.18(c)(3)(ii) § 60.18(c)(4)(iii) § 60.18(c)(6)	Flares shall comply with paragraphs (c)-(f) of § 60.18.	§ 60.18(d) § 60.18(f)(1) § 60.18(f)(2) § 60.18(f)(3) § 60.18(f)(4) § 60.18(f)(5)	None	None

**Applicable Requirements Summary**

Unit Group Process ID No.	Unit Group Process Type	SOP Index No.	Pollutant	State Rule or Federal Regulation Name	Emission Limitation, Standard or Equipment Specification Citation	Textual Description (See Special Term and Condition 1.B.)	Monitoring And Testing Requirements	Recordkeeping Requirements (30 TAC § 122.144)	Reporting Requirements (30 TAC § 122.145)
					§ 60.18(e)				
FLAREXX2	CD	60A-3A	Opacity	40 CFR Part 60, Subpart A	§ 60.18(b) § 60.18(c)(1) § 60.18(c)(2) § 60.18(c)(3)(ii) § 60.18(c)(4)(ii) § 60.18(c)(6) § 60.18(e)	Flares shall comply with paragraphs (c)-(f) of § 60.18.	§ 60.18(d) § 60.18(f)(1) § 60.18(f)(2) § 60.18(f)(3) § 60.18(f)(4)	None	None
FLAREXX2	CD	63A-1A	Opacity	40 CFR Part 63, Subpart A	§ 63.11(b)(4) § 63.11(b)(1) § 63.11(b)(2) § 63.11(b)(3) § 63.11(b)(5) § 63.11(b)(6)(ii) § 63.11(b)(7)(i)	Flares shall be designed and operated with no visible emissions, except for periods of a total of 5 minutes or less during any 2 consecutive hrs. Test Method 22 in App. A of part 60 of this chapter shall be used.	§ 63.11(b)(4) § 63.11(b)(5) § 63.11(b)(7)(i)	None	None
FLAREXX2	CD	63A-2A	Opacity	40 CFR Part 63, Subpart A	§ 63.11(b)(4) § 63.11(b)(1) § 63.11(b)(2) § 63.11(b)(3) § 63.11(b)(5) § 63.11(b)(6)(ii) § 63.11(b)(7)(iii)	Flares shall be designed and operated with no visible emissions, except for periods of a total of 5 minutes or less during any 2 consecutive hrs. Test Method 22 in App. A of part 60 of this chapter shall be used.	§ 63.11(b)(4) § 63.11(b)(5) § 63.11(b)(7)(i)	None	None
FLAREXX2	CD	63A-3A	Opacity	40 CFR Part 63, Subpart A	§ 63.11(b)(4) § 63.11(b)(1) § 63.11(b)(2) § 63.11(b)(3) § 63.11(b)(5) § 63.11(b)(6)(ii) § 63.11(b)(7)(ii)	Flares shall be designed and operated with no visible emissions, except for periods of a total of 5 minutes or less during any 2 consecutive hrs. Test Method 22 in App. A of part 60 of this chapter shall be used.	§ 63.11(b)(4) § 63.11(b)(5) § 63.11(b)(7)(i)	None	None
FLAREXX2	CD	63YY	112(B)	40 CFR Part 63,	§ 63.1103(e)(4)	The owner or operator must	§ 63.1103(e)(4)	[G]§ 63.10(b)(2)(vi)	§ 63.1103(e)(4)



**Applicable Requirements Summary**

Unit Group Process ID No.	Unit Group Process Type	SOP Index No.	Pollutant	State Rule or Federal Regulation Name	Emission Limitation, Standard or Equipment Specification Citation	Textual Description (See Special Term and Condition 1.B.)	Monitoring And Testing Requirements	Recordkeeping Requirements (30 TAC § 122.144)	Reporting Requirements (30 TAC § 122.145)
			HAPS	Subpart YY	§ 63.1103(e)(4)(i) § 63.1103(e)(4)(ii) § 63.1103(e)(4)(iii) § 63.1103(e)(4)(iv) § 63.1103(e)(4)(v) § 63.1103(e)(4)(vi) [G]§ 63.1103(e)(4)(vii) § 63.1103(e)(4)(viii) § 63.1103(e)(4)(xii) § 63.1103(e)(4)(xiii) [G]§ 63.670 [G]§ 63.671	meet the applicable requirements for flares as specified in §§ 63.670 and 63.671 of subpart CC, including the provisions in Tables 12 and 13 to subpart CC of this part, except as specified in 63.1103(e)(4)(i) - (xiv).	§ 63.1103(e)(4)(vii)(D) ) § 63.1103(e)(4)(vii)(E) § 63.1103(e)(4)(vii)(F) [G]§ 63.670 [G]§ 63.671 [G]§ 63.7(a)(4) [G]§ 63.7(c) § 63.7(e)(4) [G]§ 63.7(g)(2)	§ 63.1103(e)(4) § 63.1103(e)(4)(x) § 63.1109(a) § 63.1109(b) § 63.1109(c) § 63.1109(d) [G]§ 63.1109(e)	§ 63.1103(e)(4)(xi) [G]§ 63.1110(a) [G]§ 63.1110(b) [G]§ 63.1110(c) § 63.1110(d)(1) § 63.1110(d)(1)(i) § 63.1110(d)(1)(ii) § 63.1110(d)(1)(iv) § 63.1110(d)(2) [G]§ 63.1110(d) § 63.1110(e) § 63.1110(e)(1) § 63.1110(e)(2) § 63.1110(e)(3) [G]§ 63.1110(e)(4) [G]§ 63.1110(f) [G]§ 63.1110(g) [G]§ 63.1110(h)
FLRHDRXX	EP	R5720-1	Highly Reactive VOC	30 TAC Chapter 115, HRVOC Vent Gas	§ 115.722(c)(1) § 115.722(c)(3) § 115.725(n)	HRVOC emissions at each site located in Harris County that is subject to this division or Division 2 of this subchapter must not exceed 1,200 pounds of HRVOC per one-hour block period from any flare, vent, pressure relief valve, cooling tower, or any combination.	None	[G]§ 115.726(h) § 115.726(i) § 115.726(j)(1) § 115.726(j)(2)	§ 115.725(n)
FLRHDRXX	EP	R5720-1A	Highly Reactive VOC	30 TAC Chapter 115, HRVOC Vent Gas	§ 115.722(c)(1) § 115.722(c)(3) § 115.725(n)	HRVOC emissions at each site located in Harris County that is subject to this division or Division 2 of this subchapter must not exceed 1,200 pounds of HRVOC per one-hour block period from any flare, vent, pressure relief valve,	None	[G]§ 115.726(h) § 115.726(i) § 115.726(j)(1) § 115.726(j)(2)	§ 115.725(n)

**Applicable Requirements Summary**

Unit Group Process ID No.	Unit Group Process Type	SOP Index No.	Pollutant	State Rule or Federal Regulation Name	Emission Limitation, Standard or Equipment Specification Citation	Textual Description (See Special Term and Condition 1.B.)	Monitoring And Testing Requirements	Recordkeeping Requirements (30 TAC § 122.144)	Reporting Requirements (30 TAC § 122.145)
						cooling tower, or any combination.			
FLRHDRXX	EP	R5121-1	VOC	30 TAC Chapter 115, Vent Gas Controls	§ 115.122(a)(2) § 115.121(a)(2) § 115.122(a)(2)(A) § 60.18	Any vent gas streams affected by §115.121(a)(2) of this title must be controlled properly with a control efficiency of at least 98% or to a VOC concentration of no more than 20 ppmv (on a dry basis corrected to 3.0% oxygen for combustion devices).	[G]§ 115.125 § 115.126(1) § 115.126(1)(B) § 115.126(2) § 115.126(7) ** See CAM Summary	§ 115.126 § 115.126(1) § 115.126(1)(B) § 115.126(2)	None
FLRHDRXX	EP	R5121-1A	VOC	30 TAC Chapter 115, Vent Gas Controls	§ 115.123(a)(1) § 115.910	Alternate methods of demonstrating and documenting continuous compliance with the applicable control requirements or exemption criteria in this division may be approved by the Executive Director in accordance with §115.910 of this title if emission reduction are demonstrated to be substantially equivalent.	[G]§ 115.125 § 115.126(2) ** See CAM Summary	§ 115.126 § 115.126(2)	None
FLRHDRXX	EP	63YY	112(B) HAPS	40 CFR Part 63, Subpart YY	§ 63.1103(e)-Table 7(d)(1)(ii)(A) § 63.1103(e)(3) [G]§ 63.1103(e)(4) § 63.1103(e)(5) [G]§ 63.1103(e)(9) § 63.982(b) [G]§ 63.983	For a process vent at an existing source with a flow rate greater than or equal to 0.011 scmm and a total organic HAP concentration greater than or equal to 50 parts per million by volume on a dry basis, reduce emissions of organic HAP by 98 weight-percent or TOC to a concentration of	[G]§ 63.11(b) § 63.1103(e)(4) § 63.1103(e)-Table 7(d)(1)(ii)(A) [G]§ 63.670 [G]§ 63.671 [G]§ 63.7(a)(4) [G]§ 63.7(c) § 63.7(e)(4) [G]§ 63.7(g)(2) [G]§ 63.983(a)(3)	[G]§ 63.10(b)(2)(vi) § 63.1103(e)(4) § 63.1103(e)(4)(x) § 63.1103(e)-Table 7(d)(1)(ii)(A) § 63.1109(a) § 63.1109(b) § 63.1109(c) § 63.1109(d) [G]§ 63.1109(e) [G]§ 63.983(a)(3)	§ 63.1103(e)(4) § 63.1103(e)(4)(xi) § 63.1103(e)-Table 7(d)(1)(ii)(A) [G]§ 63.1110(a) [G]§ 63.1110(b) [G]§ 63.1110(c) § 63.1110(d)(1) § 63.1110(d)(1)(i) § 63.1110(d)(1)(ii) § 63.1110(d)(1)(iv)

**Applicable Requirements Summary**

Unit Group Process ID No.	Unit Group Process Type	SOP Index No.	Pollutant	State Rule or Federal Regulation Name	Emission Limitation, Standard or Equipment Specification Citation	Textual Description (See Special Term and Condition 1.B.)	Monitoring And Testing Requirements	Recordkeeping Requirements (30 TAC § 122.144)	Reporting Requirements (30 TAC § 122.145)
						20 ppmv on a dry basis corrected to 3-percent oxygen, whichever is less stringent, by venting emissions through a closed vent system to a flare and meet requirements of § 63.983 and §63.1103(e)(4) and (e)(9).	[G]§ 63.983(b) [G]§ 63.983(c) [G]§ 63.983(d) [G]§ 63.987 § 63.997(a) [G]§ 63.997(b) [G]§ 63.997(c)	[G]§ 63.998(a)(1) [G]§ 63.998(b) [G]§ 63.998(d)(1)	§ 63.1110(d)(2) [G]§ 63.1110(d) § 63.1110(e) § 63.1110(e)(1) § 63.1110(e)(2) § 63.1110(e)(3) [G]§ 63.1110(e)(4) [G]§ 63.1110(f) [G]§ 63.1110(g) [G]§ 63.1110(h) [G]§ 63.999
GRP-BNWT	EU	61FF-2	Benzene	40 CFR Part 61, Subpart FF	§ 61.343(a)(1) § 60.18 § 61.343(a)(1)(i)(A) § 61.343(a)(1)(i)(B) § 61.343(c) § 61.343(d) § 61.349(a) § 61.349(a)(1)(i) § 61.349(a)(1)(iii) § 61.349(a)(1)(iv) § 61.349(b) § 61.349(e) § 61.349(f) § 61.349(g)	The owner or operator shall install, operate, and maintain a fixed-roof and closed-vent system that routes all organic vapors vented from the tank to a control device.	§ 60.18(f)(2) § 61.343(a)(1)(i)(A) § 61.343(c) § 61.349(a)(1)(i) § 61.349(e) § 61.349(f) § 61.354(c) § 61.354(c)(3) [G]§ 61.355(h)	§ 61.354(c) § 61.354(c)(3) § 61.356(d) § 61.356(f) § 61.356(f)(1) § 61.356(g) § 61.356(h) § 61.356(j) § 61.356(j)(1) § 61.356(j)(2) § 61.356(j)(3) § 61.356(j)(7)	§ 61.357(d)(7) § 61.357(d)(7)(iv) § 61.357(d)(7)(iv)(F)
GRP-BNWT	EU	61FF-2A	Benzene	40 CFR Part 61, Subpart FF	§ 61.351(a) § 60.112b(b)(2) [G]§ 60.114b § 61.351(a)(3) § 61.351(b)	As an alternative to the standards for tanks specified in § 61.343, an owner or operator may elect to comply with one of the following §61.351(a)(1)-(3):	None	§ 61.356(k)	§ 61.357(e) § 61.357(f)
GRP-BNWTF	EU	61FF-1	Benzene	40 CFR Part 61, Subpart FF	§ 61.343(a)(1) § 61.343(a)(1)(i)(A) § 61.343(a)(1)(i)(B) § 61.343(c) § 61.343(d) § 61.349(a) § 61.349(a)(1)(i)	The owner or operator shall install, operate, and maintain a fixed-roof and closed-vent system that routes all organic vapors vented from the tank to a control device.	§ 61.343(a)(1)(i)(A) § 61.343(c) § 61.349(a)(1)(i) § 61.349(e) § 61.354(c) § 61.354(c)(5)	§ 61.354(c) § 61.354(c)(5) § 61.356(d) § 61.356(f) § 61.356(f)(1) § 61.356(f)(2) § 61.356(f)(2)(i)	§ 61.357(d)(7) § 61.357(d)(7)(iv) § 61.357(d)(7)(iv)(G)

**Applicable Requirements Summary**

Unit Group Process ID No.	Unit Group Process Type	SOP Index No.	Pollutant	State Rule or Federal Regulation Name	Emission Limitation, Standard or Equipment Specification Citation	Textual Description (See Special Term and Condition 1.B.)	Monitoring And Testing Requirements	Recordkeeping Requirements (30 TAC § 122.144)	Reporting Requirements (30 TAC § 122.145)
					§ 61.349(a)(1)(iii) § 61.349(a)(1)(iv) § 61.349(a)(2)(i)(C) § 61.349(b) § 61.349(e) § 61.349(f) § 61.349(g)		[G]§ 61.355(h)	§ 61.356(f)(2)(i)(C) § 61.356(g) § 61.356(h) § 61.356(j) § 61.356(j)(1) § 61.356(j)(2) § 61.356(j)(3) § 61.356(j)(6)	
GRP-BNWTF	EU	61FF-3	Benzene	40 CFR Part 61, Subpart FF	§ 61.343(a)(1) § 61.343(a)(1)(i)(A) § 61.343(a)(1)(i)(B) § 61.343(c) § 61.343(d) § 61.349(a) § 61.349(a)(1)(i) § 61.349(a)(1)(iii) § 61.349(a)(1)(iv) § 61.349(a)(2)(ii) § 61.349(b) § 61.349(e) § 61.349(f) § 61.349(g)	The owner or operator shall install, operate, and maintain a fixed-roof and closed-vent system that routes all organic vapors vented from the tank to a control device.	§ 61.343(a)(1)(i)(A) § 61.343(c) § 61.349(a)(1)(i) § 61.349(e) § 61.349(f) § 61.354(d) [G]§ 61.355(h)	§ 61.356(d) § 61.356(f) § 61.356(f)(1) § 61.356(f)(2) § 61.356(f)(2)(i) § 61.356(f)(2)(i)(G) § 61.356(g) § 61.356(h) § 61.356(j) § 61.356(j)(1) § 61.356(j)(10) § 61.356(j)(2) § 61.356(j)(3)	None
GRP-BNWW1	EU	R5142-CARB	VOC	30 TAC Chapter 115, Industrial Wastewater	§ 115.142(1) § 115.142 § 115.142(1)(A) § 115.142(1)(B) § 115.142(1)(C) § 115.142(1)(E) § 115.142(1)(G) [G]§ 115.142(1)(H) [G]§ 115.148	The wastewater component shall meet the specified control requirements.	[G]§ 115.142(1)(H) [G]§ 115.144(1) § 115.144(3)(D) § 115.144(5) § 115.145 § 115.145(1) § 115.145(10) [G]§ 115.145(2) [G]§ 115.145(3) § 115.145(4) § 115.145(5) § 115.145(6) § 115.145(7) § 115.145(9) [G]§ 115.148	[G]§ 115.142(1)(H) § 115.144(3)(D) § 115.146(1) § 115.146(2) § 115.146(3) § 115.146(4)	None
GRP-	EU	R5142-	VOC	30 TAC Chapter	§ 115.142(1)	The wastewater component	[G]§ 115.142(1)(H)	[G]§ 115.142(1)(H)	None

**Applicable Requirements Summary**

Unit Group Process ID No.	Unit Group Process Type	SOP Index No.	Pollutant	State Rule or Federal Regulation Name	Emission Limitation, Standard or Equipment Specification Citation	Textual Description (See Special Term and Condition 1.B.)	Monitoring And Testing Requirements	Recordkeeping Requirements (30 TAC § 122.144)	Reporting Requirements (30 TAC § 122.145)
BNWW1		FURN		115, Industrial Wastewater	§ 115.142 § 115.142(1)(A) § 115.142(1)(B) § 115.142(1)(C) § 115.142(1)(E) § 115.142(1)(G) [G]§ 115.142(1)(H) [G]§ 115.148	shall meet the specified control requirements.	[G]§ 115.144(1) § 115.144(3)(A) § 115.144(5) § 115.145 § 115.145(1) § 115.145(10) [G]§ 115.145(2) [G]§ 115.145(3) § 115.145(4) § 115.145(5) § 115.145(6) § 115.145(7) § 115.145(9) [G]§ 115.148	§ 115.144(3)(A) § 115.146(1) § 115.146(2) § 115.146(3) § 115.146(4)	
GRP-BNWW1	EU	60Kb-1	VOC	40 CFR Part 60, Subpart Kb	§ 60.112b(a)(1) § 60.112b(a)(1)(i) § 60.112b(a)(1)(ii)(B) § 60.112b(a)(1)(iii) § 60.112b(a)(1)(iv) § 60.112b(a)(1)(ix) § 60.112b(a)(1)(v) § 60.112b(a)(1)(vi) § 60.112b(a)(1)(vii) § 60.112b(a)(1)(viii)	Storage vessels specified in §60.112b(a) and equipped with a fixed roof in combination with an internal floating roof shall meet the specifications listed in §60.112b(a)(1)(i)-(ix).	§ 60.113b(a)(1) [G]§ 60.113b(a)(3) § 60.113b(a)(4) § 60.113b(a)(5) § 60.116b(a) § 60.116b(b) § 60.116b(e) § 60.116b(e)(1) [G]§ 60.116b(e)(3) § 60.116b(f)(1)	§ 60.115b § 60.115b(a)(2) § 60.116b(a) § 60.116b(b)	§ 60.113b(a)(5) § 60.115b § 60.115b(a)(1) § 60.115b(a)(4)
GRP-BNWW1	EU	61FF-1	Benzene	40 CFR Part 61, Subpart FF	§ 61.343(a)(1) § 61.343(a)(1)(i)(A) § 61.343(a)(1)(i)(B) § 61.343(c) § 61.343(d) § 61.349(a) § 61.349(a)(1)(i) § 61.349(a)(1)(iii) § 61.349(a)(1)(iv) § 61.349(a)(2)(i)(C) § 61.349(b) § 61.349(e) § 61.349(f)	The owner or operator shall install, operate, and maintain a fixed-roof and closed-vent system that routes all organic vapors vented from the tank to a control device.	§ 61.343(a)(1)(i)(A) § 61.343(c) § 61.349(a)(1)(i) § 61.349(e) § 61.349(f) § 61.354(c) § 61.354(c)(5) [G]§ 61.355(h)	§ 61.354(c) § 61.354(c)(5) § 61.356(d) § 61.356(f) § 61.356(f)(1) § 61.356(f)(2) § 61.356(f)(2)(i) § 61.356(f)(2)(i)(C) § 61.356(g) § 61.356(h) § 61.356(j) § 61.356(j)(1) § 61.356(j)(2)	§ 61.357(d)(7) § 61.357(d)(7)(iv) § 61.357(d)(7)(iv)(G)

**Applicable Requirements Summary**

Unit Group Process ID No.	Unit Group Process Type	SOP Index No.	Pollutant	State Rule or Federal Regulation Name	Emission Limitation, Standard or Equipment Specification Citation	Textual Description (See Special Term and Condition 1.B.)	Monitoring And Testing Requirements	Recordkeeping Requirements (30 TAC § 122.144)	Reporting Requirements (30 TAC § 122.145)
					§ 61.349(g)			§ 61.356(j)(3) § 61.356(j)(6)	
GRP-BNWW1	EU	61FF-3	Benzene	40 CFR Part 61, Subpart FF	§ 61.343(a)(1) § 61.343(a)(1)(i)(A) § 61.343(a)(1)(i)(B) § 61.343(c) § 61.343(d) § 61.349(a) § 61.349(a)(1)(i) § 61.349(a)(1)(iii) § 61.349(a)(1)(iv) § 61.349(a)(2)(ii) § 61.349(b) § 61.349(e) § 61.349(f) § 61.349(g)	The owner or operator shall install, operate, and maintain a fixed-roof and closed-vent system that routes all organic vapors vented from the tank to a control device.	§ 61.343(a)(1)(i)(A) § 61.343(c) § 61.349(a)(1)(i) § 61.349(e) § 61.349(f) § 61.354(d) [G]§ 61.355(h)	§ 61.356(d) § 61.356(f) § 61.356(f)(1) § 61.356(f)(2) § 61.356(f)(2)(i) § 61.356(f)(2)(i)(G) § 61.356(g) § 61.356(h) § 61.356(j) § 61.356(j)(1) § 61.356(j)(10) § 61.356(j)(2) § 61.356(j)(3)	None
GRP-TKMSL	EU	R5111-21	VOC	30 TAC Chapter 115, Storage of VOCs	§ 115.111(a)(1)	Except as provided in § 115.118, a storage tank storing VOC with a true vapor pressure less than 1.5 psia is exempt from the requirements of this division.	[G]§ 115.117	§ 115.118(a)(1) § 115.118(a)(5) § 115.118(a)(7)	None
GRP-XXFURN	EP	R1111-1	Opacity	30 TAC Chapter 111, Visible Emissions	§ 111.111(a)(1)(C) § 111.111(a)(1)(E)	Visible emissions from any stationary vent shall not exceed an opacity of 15% averaged over a six minute period for any source with a total flow rate of at least 100,000 acfm unless a CEMS is installed.	[G]§ 111.111(a)(1)(F) ** See Periodic Monitoring Summary	None	None
GRP-XXFURN	EU	R7300	CO	30 TAC Chapter 117, Subchapter B	§ 117.310(c)(1) § 117.310(c)(1)(A) § 117.310(c)(3) § 117.340(f)(1)	CO emissions must not exceed 400 ppmv at 3.0% O <sub>2</sub> , dry basis.	[G]§ 117.335(a)(1) § 117.335(a)(4) § 117.335(b) § 117.335(c) § 117.335(d) § 117.335(f)	§ 117.345(a) § 117.345(f) § 117.345(f)(1) [G]§ 117.345(f)(2) § 117.345(f)(7) § 117.345(f)(8)	§ 117.335(b) § 117.335(g) [G]§ 117.345(b) [G]§ 117.345(c) § 117.345(d) § 117.345(d)(2)

**Applicable Requirements Summary**

Unit Group Process ID No.	Unit Group Process Type	SOP Index No.	Pollutant	State Rule or Federal Regulation Name	Emission Limitation, Standard or Equipment Specification Citation	Textual Description (See Special Term and Condition 1.B.)	Monitoring And Testing Requirements	Recordkeeping Requirements (30 TAC § 122.144)	Reporting Requirements (30 TAC § 122.145)
							§ 117.335(f)(3) § 117.335(g) § 117.340(a) § 117.340(b)(1) § 117.340(b)(3) § 117.340(e) [G]§ 117.340(f)(2) § 117.8100(a) § 117.8100(a)(1) § 117.8100(a)(1)(A) § 117.8100(a)(1)(B) § 117.8100(a)(1)(B)(ii) § 117.8100(a)(1)(B)(iii) § 117.8100(a)(1)(C) § 117.8100(a)(2) [G]§ 117.8100(a)(3) § 117.8100(a)(4) § 117.8100(a)(5) § 117.8100(a)(5)(A) § 117.8100(a)(5)(B) [G]§ 117.8100(a)(5)(D) [G]§ 117.8100(a)(5)(E) § 117.8100(a)(6) § 117.8120 § 117.8120(1) § 117.8120(1)(A)	§ 117.345(f)(9) § 117.8100(a)(5)(C)	§ 117.345(d)(3) § 117.345(d)(4) § 117.345(d)(5) § 117.8010 [G]§ 117.8010(1) § 117.8010(2) § 117.8010(2)(A) § 117.8010(2)(B) [G]§ 117.8010(3) § 117.8010(4) [G]§ 117.8010(5) § 117.8010(6) [G]§ 117.8010(7) [G]§ 117.8010(8) § 117.8100(c)
GRP-XXFURN	EU	R7300	NH <sub>3</sub>	30 TAC Chapter 117, Subchapter B	§ 117.310(c)(2) § 117.310(c)(2)(B) § 117.340(f)(1)	For process heaters that inject urea or ammonia into the exhaust stream for NO <sub>x</sub> control, ammonia emissions must not exceed 10 ppmv at 3.0% O <sub>2</sub> , dry.	§ 117.335(a)(2) § 117.335(a)(4) § 117.335(b) § 117.335(c) § 117.335(d) § 117.335(g) § 117.340(b)(1)	§ 117.345(a) § 117.345(f) § 117.345(f)(11) [G]§ 117.345(f)(2) § 117.345(f)(8) § 117.345(f)(9) § 117.8100(a)(5)(C)	§ 117.335(b) § 117.335(g) [G]§ 117.345(b) [G]§ 117.345(c) § 117.345(d) § 117.345(d)(2) § 117.345(d)(3)

**Applicable Requirements Summary**

Unit Group Process ID No.	Unit Group Process Type	SOP Index No.	Pollutant	State Rule or Federal Regulation Name	Emission Limitation, Standard or Equipment Specification Citation	Textual Description (See Special Term and Condition 1.B.)	Monitoring And Testing Requirements	Recordkeeping Requirements (30 TAC § 122.144)	Reporting Requirements (30 TAC § 122.145)
							§ 117.340(b)(3) § 117.340(d) [G]§ 117.340(f)(2) § 117.8100(a) § 117.8100(a)(1) § 117.8100(a)(1)(A) § 117.8100(a)(1)(B) § 117.8100(a)(1)(B)(ii) ) § 117.8100(a)(1)(C) § 117.8100(a)(2) [G]§ 117.8100(a)(3) § 117.8100(a)(4) § 117.8100(a)(5) § 117.8100(a)(5)(A) § 117.8100(a)(5)(B) [G]§ 117.8100(a)(5)(D) [G]§ 117.8100(a)(5)(E) § 117.8100(a)(6) § 117.8130 § 117.8130(4) ** See Alternative Requirement		§ 117.345(d)(4) § 117.345(d)(5) § 117.8010 [G]§ 117.8010(1) § 117.8010(2) § 117.8010(2)(A) § 117.8010(2)(B) [G]§ 117.8010(3) § 117.8010(4) [G]§ 117.8010(5) § 117.8010(6) [G]§ 117.8010(7) [G]§ 117.8010(8) § 117.8100(c)
GRP-XXFURN	EU	R7300-ACSS	CO	30 TAC Chapter 117, Subchapter B	§ 117.310(c)(1) § 117.310(c)(1)(A) § 117.310(c)(3) § 117.340(f)(1)	CO emissions must not exceed 400 ppmv at 3.0% O <sub>2</sub> , dry basis.	[G]§ 117.335(a)(1) § 117.335(a)(4) § 117.335(b) § 117.335(c) § 117.335(d) § 117.335(f) § 117.335(f)(3) § 117.335(g) § 117.340(a) § 117.340(b)(1) § 117.340(b)(3) § 117.340(e)	§ 117.345(a) § 117.345(f) § 117.345(f)(1) [G]§ 117.345(f)(2) § 117.345(f)(7) § 117.345(f)(8) § 117.345(f)(9) § 117.8100(a)(5)(C)	§ 117.335(b) § 117.335(g) [G]§ 117.345(b) [G]§ 117.345(c) § 117.345(d) § 117.345(d)(2) § 117.345(d)(3) § 117.345(d)(4) § 117.345(d)(5) § 117.8010 [G]§ 117.8010(1) § 117.8010(2)



**Applicable Requirements Summary**

Unit Group Process ID No.	Unit Group Process Type	SOP Index No.	Pollutant	State Rule or Federal Regulation Name	Emission Limitation, Standard or Equipment Specification Citation	Textual Description (See Special Term and Condition 1.B.)	Monitoring And Testing Requirements	Recordkeeping Requirements (30 TAC § 122.144)	Reporting Requirements (30 TAC § 122.145)
							[G]§ 117.340(f)(2) § 117.8100(a) § 117.8100(a)(1) § 117.8100(a)(1)(A) § 117.8100(a)(1)(B) § 117.8100(a)(1)(B)(ii) ) § 117.8100(a)(1)(B)(iii) ) § 117.8100(a)(1)(C) § 117.8100(a)(2) [G]§ 117.8100(a)(3) § 117.8100(a)(4) § 117.8100(a)(5) § 117.8100(a)(5)(A) § 117.8100(a)(5)(B) [G]§ 117.8100(a)(5)(D) [G]§ 117.8100(a)(5)(E) § 117.8100(a)(6) § 117.8120 § 117.8120(1) § 117.8120(1)(A)		§ 117.8010(2)(A) § 117.8010(2)(B) [G]§ 117.8010(3) § 117.8010(4) [G]§ 117.8010(5) § 117.8010(6) [G]§ 117.8010(7) [G]§ 117.8010(8) § 117.8100(c)
GRP-XXFURN	EU	R7300-ACSS	NH <sub>3</sub>	30 TAC Chapter 117, Subchapter B	§ 117.325(a) § 117.340(f)(1)	Where a person can demonstrate that an affected unit cannot attain the ammonia specifications of § 117.310(c) of this title the executive director may approve emission specifications different from the ammonia specifications in § 117.310(c) of this title for that unit.	§ 117.335(a)(2) § 117.335(a)(4) § 117.335(b) § 117.335(c) § 117.335(d) § 117.335(g) § 117.340(b)(1) § 117.340(b)(3) § 117.340(d) [G]§ 117.340(f)(2) § 117.8100(a) § 117.8100(a)(1) § 117.8100(a)(1)(A)	§ 117.345(a) § 117.345(f) § 117.345(f)(11) [G]§ 117.345(f)(2) § 117.345(f)(8) § 117.345(f)(9) § 117.8100(a)(5)(C)	§ 117.335(b) § 117.335(g) [G]§ 117.345(b) [G]§ 117.345(c) § 117.345(d) § 117.345(d)(2) § 117.345(d)(3) § 117.345(d)(4) § 117.345(d)(5) § 117.8010 [G]§ 117.8010(1) § 117.8010(2) § 117.8010(2)(A)

**Applicable Requirements Summary**

Unit Group Process ID No.	Unit Group Process Type	SOP Index No.	Pollutant	State Rule or Federal Regulation Name	Emission Limitation, Standard or Equipment Specification Citation	Textual Description (See Special Term and Condition 1.B.)	Monitoring And Testing Requirements	Recordkeeping Requirements (30 TAC § 122.144)	Reporting Requirements (30 TAC § 122.145)
							§ 117.8100(a)(1)(B) § 117.8100(a)(1)(B)(ii) § 117.8100(a)(1)(C) § 117.8100(a)(2) [G]§ 117.8100(a)(3) § 117.8100(a)(4) § 117.8100(a)(5) § 117.8100(a)(5)(A) § 117.8100(a)(5)(B) [G]§ 117.8100(a)(5)(D) [G]§ 117.8100(a)(5)(E) § 117.8100(a)(6) § 117.8130 § 117.8130(4) ** See Alternative Requirement		§ 117.8010(2)(B) [G]§ 117.8010(3) § 117.8010(4) [G]§ 117.8010(5) § 117.8010(6) [G]§ 117.8010(7) [G]§ 117.8010(8) § 117.8100(c)
GRP-XXFURN	EU	63YY	112(B) HAPS	40 CFR Part 63, Subpart YY	§ 63.1103(e)-Table 7(j) § 63.1103(e)(3) [G]§ 63.1103(e)(7) [G]§ 63.1103(e)(8)	For a decoking operation associated with an ethylene cracking furnace, comply with requirements specified in § 63.1103(e)(7)-(8).	§ 63.1103(e)(7)(i) § 63.1103(e)(7)(ii) § 63.1103(e)(7)(iii) § 63.1103(e)(7)(iv) [G]§ 63.1103(e)(8) § 63.1103-Table 7(j) [G]§ 63.7(a)(4) [G]§ 63.7(c) § 63.7(e)(4) [G]§ 63.7(g)(2)	[G]§ 63.10(b)(2)(vi) § 63.1103-Table 7(j) § 63.1109(a) § 63.1109(b) § 63.1109(c) § 63.1109(d) [G]§ 63.1109(h)	§ 63.1103-Table 7(j) [G]§ 63.1110(a) [G]§ 63.1110(b) [G]§ 63.1110(c) [G]§ 63.1110(d) § 63.1110(e) § 63.1110(e)(1) § 63.1110(e)(2) § 63.1110(e)(3) [G]§ 63.1110(e)(7) [G]§ 63.1110(f) [G]§ 63.1110(g) [G]§ 63.1110(h)
HEPAC1	EU	R7300	CO	30 TAC Chapter 117, Subchapter B	§ 117.310(c)(1) § 117.310(c)(1)(B)	CO emissions must not exceed 3.0 g/hp-hr for stationary internal combustion engines.	[G]§ 117.335(a)(1) § 117.335(a)(4) § 117.335(b) § 117.335(d)	§ 117.345(a) § 117.345(f) § 117.345(f)(1) [G]§ 117.345(f)(10)	§ 117.335(b) § 117.335(g) [G]§ 117.345(b) [G]§ 117.345(c)

**Applicable Requirements Summary**

Unit Group Process ID No.	Unit Group Process Type	SOP Index No.	Pollutant	State Rule or Federal Regulation Name	Emission Limitation, Standard or Equipment Specification Citation	Textual Description (See Special Term and Condition 1.B.)	Monitoring And Testing Requirements	Recordkeeping Requirements (30 TAC § 122.144)	Reporting Requirements (30 TAC § 122.145)
							§ 117.335(e) § 117.335(g) § 117.340(a) § 117.340(h) § 117.8000(b) § 117.8000(c) § 117.8000(c)(2) § 117.8000(c)(3) § 117.8000(c)(5) § 117.8000(c)(6) [G]§ 117.8000(d) § 117.8140(a) § 117.8140(a)(1) § 117.8140(a)(2) § 117.8140(a)(2)(A) [G]§ 117.8140(a)(2)(B) § 117.8140(b)	§ 117.345(f)(3) § 117.345(f)(3)(A) § 117.345(f)(3)(A)(ii) § 117.345(f)(9)	§ 117.8010 [G]§ 117.8010(1) § 117.8010(2) § 117.8010(2)(A) § 117.8010(2)(B) [G]§ 117.8010(3) § 117.8010(4) [G]§ 117.8010(5) § 117.8010(6) [G]§ 117.8010(7)
HEPAC1	EU	60III-2	PM	40 CFR Part 60, Subpart IIII	§ 60.4204(b) § 60.4201(d)(1) § 60.4206 § 60.4207(b) [G]§ 60.4211(a) § 60.4211(c) § 60.4218 § 94.8(a)(2)	Owners and operators of non-emergency stationary CI ICE with a displacement of greater than or equal to 10 liters per cylinder and less than 15 liters per cylinder and is a 2007 - 2012 model year must comply with a PM emission limit of 0.27 g/KW-hr, as stated in 40 CFR 60.4201(d)(1) and 40 CFR 94.8(a)(2).	§ 60.4209(b)	[G]§ 60.4214(a)(2) § 60.4214(c)	[G]§ 60.4214(a)(1)
HEPAC1	EU	60III-2	Total Hydrocarbons/NO <sub>x</sub>	40 CFR Part 60, Subpart IIII	§ 60.4204(b) § 60.4201(d)(1) § 60.4206 § 60.4207(b) [G]§ 60.4211(a) § 60.4211(c) § 60.4218	Owners and operators of non-emergency stationary CI ICE with a displacement of greater than or equal to 10 liters per cylinder and less than 15 liters per cylinder and is a 2007 -	§ 60.4209(b)	[G]§ 60.4214(a)(2) § 60.4214(c)	[G]§ 60.4214(a)(1)

**Applicable Requirements Summary**

Unit Group Process ID No.	Unit Group Process Type	SOP Index No.	Pollutant	State Rule or Federal Regulation Name	Emission Limitation, Standard or Equipment Specification Citation	Textual Description (See Special Term and Condition 1.B.)	Monitoring And Testing Requirements	Recordkeeping Requirements (30 TAC § 122.144)	Reporting Requirements (30 TAC § 122.145)
					§ 94.8(a)(2)	2012 model year must comply with a THC+NOx emission limit of 7.8 g/KW-hr, as stated in 40 CFR 60.4201(d)(1) and 40 CFR 94.8(a)(2).			
HEPAC1	EU	60ZZZZ	112(B) HAPS	40 CFR Part 63, Subpart ZZZZ	§ 63.6590(c)	Stationary RICE subject to Regulations under 40 CFR Part 60. An affected source that meets any of the criteria in paragraphs (c)(1) through (7) of this section must meet the requirements of this part by meeting the requirements of 40 CFR part 60 subpart IIII, for compression ignition engines or 40 CFR part 60 subpart JJJJ, for spark ignition engines as applicable. No further requirements apply for such engines under this part.	None	None	None
HEPAC2	EU	R7300	CO	30 TAC Chapter 117, Subchapter B	§ 117.310(c)(1) § 117.310(c)(1)(B)	CO emissions must not exceed 3.0 g/hp-hr for stationary internal combustion engines.	[G]§ 117.335(a)(1) § 117.335(a)(4) § 117.335(b) § 117.335(d) § 117.335(e) § 117.335(g) § 117.340(a) § 117.340(h) § 117.8000(b) § 117.8000(c) § 117.8000(c)(2) § 117.8000(c)(3) § 117.8000(c)(5) § 117.8000(c)(6) [G]§ 117.8000(d)	§ 117.345(a) § 117.345(f) § 117.345(f)(1) [G]§ 117.345(f)(10) § 117.345(f)(3) § 117.345(f)(3)(A) § 117.345(f)(3)(A)(ii) § 117.345(f)(9)	§ 117.335(b) § 117.335(g) [G]§ 117.345(b) [G]§ 117.345(c) § 117.8010 [G]§ 117.8010(1) § 117.8010(2) § 117.8010(2)(A) § 117.8010(2)(B) [G]§ 117.8010(3) § 117.8010(4) [G]§ 117.8010(5) § 117.8010(6) [G]§ 117.8010(7)

**Applicable Requirements Summary**

Unit Group Process ID No.	Unit Group Process Type	SOP Index No.	Pollutant	State Rule or Federal Regulation Name	Emission Limitation, Standard or Equipment Specification Citation	Textual Description (See Special Term and Condition 1.B.)	Monitoring And Testing Requirements	Recordkeeping Requirements (30 TAC § 122.144)	Reporting Requirements (30 TAC § 122.145)
							§ 117.8140(a) § 117.8140(a)(1) § 117.8140(a)(2) § 117.8140(a)(2)(A) [G]§ 117.8140(a)(2)(B) § 117.8140(b)		
HEPAC2	EU	60III-2	PM	40 CFR Part 60, Subpart IIII	§ 60.4204(b) § 60.4201(d)(1) § 60.4206 § 60.4207(b) [G]§ 60.4211(a) § 60.4211(c) § 60.4218 § 94.8(a)(2)	Owners and operators of non-emergency stationary CI ICE with a displacement of greater than or equal to 10 liters per cylinder and less than 15 liters per cylinder and is a 2007 - 2012 model year must comply with a PM emission limit of 0.27 g/KW-hr, as stated in 40 CFR 60.4201(d)(1) and 40 CFR 94.8(a)(2).	§ 60.4209(b)	[G]§ 60.4214(a)(2) § 60.4214(c)	[G]§ 60.4214(a)(1)
HEPAC2	EU	60III-2	Total Hydrocarbons/NO <sub>x</sub>	40 CFR Part 60, Subpart IIII	§ 60.4204(b) § 60.4201(d)(1) § 60.4206 § 60.4207(b) [G]§ 60.4211(a) § 60.4211(c) § 60.4218 § 94.8(a)(2)	Owners and operators of non-emergency stationary CI ICE with a displacement of greater than or equal to 10 liters per cylinder and less than 15 liters per cylinder and is a 2007 - 2012 model year must comply with a THC+NO <sub>x</sub> emission limit of 7.8 g/KW-hr, as stated in 40 CFR 60.4201(d)(1) and 40 CFR 94.8(a)(2).	§ 60.4209(b)	[G]§ 60.4214(a)(2) § 60.4214(c)	[G]§ 60.4214(a)(1)
HEPAC2	EU	63ZZZZ	112(B) HAPS	40 CFR Part 63, Subpart ZZZZ	§ 63.6590(c)	Stationary RICE subject to Regulations under 40 CFR Part 60. An affected source that meets any of the criteria in paragraphs (c)(1)	None	None	None

**Applicable Requirements Summary**

Unit Group Process ID No.	Unit Group Process Type	SOP Index No.	Pollutant	State Rule or Federal Regulation Name	Emission Limitation, Standard or Equipment Specification Citation	Textual Description (See Special Term and Condition 1.B.)	Monitoring And Testing Requirements	Recordkeeping Requirements (30 TAC § 122.144)	Reporting Requirements (30 TAC § 122.145)
						through (7) of this section must meet the requirements of this part by meeting the requirements of 40 CFR part 60 subpart IIII, for compression ignition engines or 40 CFR part 60 subpart JJJJ, for spark ignition engines as applicable. No further requirements apply for such engines under this part.			
HRS1	EP	R1111-1	Opacity	30 TAC Chapter 111, Visible Emissions	§ 111.111(a)(1)(C) § 111.111(a)(1)(E)	Visible emissions from any stationary vent shall not exceed an opacity of 15% averaged over a six minute period for any source with a total flow rate of at least 100,000 acfm unless a CEMS is installed.	[G]§ 111.111(a)(1)(F) ** See Periodic Monitoring Summary	None	None
HRS1	EU	R7300	CO	30 TAC Chapter 117, Subchapter B	§ 117.310(c)(1) § 117.310(c)(1)(A) § 117.310(c)(3) § 117.340(f)(1)	CO emissions must not exceed 400 ppmv at 3.0% O <sub>2</sub> , dry basis.	[G]§ 117.335(a)(1) § 117.335(a)(4) § 117.335(b) § 117.335(c) § 117.335(d) § 117.335(f) § 117.335(f)(3) § 117.335(g) § 117.340(a) § 117.340(b)(1) § 117.340(b)(3) § 117.340(e) [G]§ 117.340(f)(2) § 117.8100(a) § 117.8100(a)(1) § 117.8100(a)(1)(A) § 117.8100(a)(1)(B) §	§ 117.345(a) § 117.345(f) § 117.345(f)(1) [G]§ 117.345(f)(2) § 117.345(f)(7) § 117.345(f)(8) § 117.345(f)(9) § 117.8100(a)(5)(C)	§ 117.335(b) § 117.335(g) [G]§ 117.345(b) [G]§ 117.345(c) § 117.345(d) § 117.345(d)(2) § 117.345(d)(3) § 117.345(d)(4) § 117.345(d)(5) § 117.8010 [G]§ 117.8010(1) § 117.8010(2) § 117.8010(2)(A) § 117.8010(2)(B) [G]§ 117.8010(3) § 117.8010(4) [G]§ 117.8010(5) § 117.8010(6)

**Applicable Requirements Summary**

Unit Group Process ID No.	Unit Group Process Type	SOP Index No.	Pollutant	State Rule or Federal Regulation Name	Emission Limitation, Standard or Equipment Specification Citation	Textual Description (See Special Term and Condition 1.B.)	Monitoring And Testing Requirements	Recordkeeping Requirements (30 TAC § 122.144)	Reporting Requirements (30 TAC § 122.145)
							117.8100(a)(1)(B)(ii) ) § 117.8100(a)(1)(B)(iii) ) § 117.8100(a)(1)(C) § 117.8100(a)(2) [G]§ 117.8100(a)(3) § 117.8100(a)(4) § 117.8100(a)(5) § 117.8100(a)(5)(A) § 117.8100(a)(5)(B) [G]§ 117.8100(a)(5)(D) [G]§ 117.8100(a)(5)(E) § 117.8100(a)(6) § 117.8120 § 117.8120(1) § 117.8120(1)(A)		[G]§ 117.8010(7) [G]§ 117.8010(8) § 117.8100(c)
HRSG1	EU	R7300	NH <sub>3</sub>	30 TAC Chapter 117, Subchapter B	§ 117.310(c)(2) § 117.310(c)(2)(B) § 117.340(f)(1)	For boilers that inject urea or ammonia into the exhaust stream for NO <sub>x</sub> control, ammonia emissions must not exceed 10 ppmv at 3.0% O <sub>2</sub> , dry.	§ 117.335(a)(2) § 117.335(a)(4) § 117.335(b) § 117.335(c) § 117.335(d) § 117.335(g) § 117.340(b)(1) § 117.340(b)(3) § 117.340(d) [G]§ 117.340(f)(2) § 117.8100(a) § 117.8100(a)(1) § 117.8100(a)(1)(A) § 117.8100(a)(1)(B) § 117.8100(a)(1)(B)(ii) ) § 117.8100(a)(1)(C) § 117.8100(a)(2)	§ 117.345(a) § 117.345(f) § 117.345(f)(11) [G]§ 117.345(f)(2) § 117.345(f)(8) § 117.345(f)(9) § 117.8100(a)(5)(C)	§ 117.335(b) § 117.335(g) [G]§ 117.345(b) [G]§ 117.345(c) § 117.345(d) § 117.345(d)(2) § 117.345(d)(3) § 117.345(d)(4) § 117.345(d)(5) § 117.8010 [G]§ 117.8010(1) § 117.8010(2) § 117.8010(2)(A) § 117.8010(2)(B) [G]§ 117.8010(3) § 117.8010(4) [G]§ 117.8010(5) § 117.8010(6) [G]§ 117.8010(7)

**Applicable Requirements Summary**

Unit Group Process ID No.	Unit Group Process Type	SOP Index No.	Pollutant	State Rule or Federal Regulation Name	Emission Limitation, Standard or Equipment Specification Citation	Textual Description (See Special Term and Condition 1.B.)	Monitoring And Testing Requirements	Recordkeeping Requirements (30 TAC § 122.144)	Reporting Requirements (30 TAC § 122.145)
							[G]§ 117.8100(a)(3) § 117.8100(a)(4) § 117.8100(a)(5) § 117.8100(a)(5)(A) § 117.8100(a)(5)(B) [G]§ 117.8100(a)(5)(D) [G]§ 117.8100(a)(5)(E) § 117.8100(a)(6) § 117.8130 § 117.8130(4)		[G]§ 117.8010(8) § 117.8100(c)
HRSG1	EU	R7300	NO <sub>x</sub>	30 TAC Chapter 117, Subchapter B	§ 117.310(d)(3) § 117.310(a) § 117.310(a)(1)(A) § 117.310(b) [G]§ 117.310(e)(1) § 117.310(e)(2) [G]§ 117.310(e)(3) § 117.310(e)(4) § 117.320(a) § 117.320(b) [G]§ 117.320(c) § 117.320(i) § 117.320(j) § 117.320(k) § 117.340(f)(1) § 117.340(l)(2) § 117.340(p)(1) § 117.340(p)(3)	An owner or operator may not use the alternative methods specified in §§ 117.315, 117.323 and 117.9800 to comply with the NO <sub>x</sub> emission specifications but shall use the mass emissions cap and trade program in Chapter 101, Subchapter H, Division 3, except that electric generating facilities must also comply with the daily and 30-day system cap emission limitations of § 117.320. An owner or operator may use the alternative methods specified in § 117.9800 to comply with § 117.320.	§ 117.320(d) [G]§ 117.320(e) § 117.320(h) § 117.320(k) [G]§ 117.335(a)(1) § 117.335(a)(4) § 117.335(b) § 117.335(c) § 117.335(d) § 117.335(f) § 117.335(f)(1) § 117.335(g) § 117.340(a) § 117.340(b)(1) § 117.340(b)(3) § 117.340(c)(1) [G]§ 117.340(c)(3) [G]§ 117.340(f)(2) § 117.340(l)(2) § 117.340(o)(1) § 117.340(p)(1) § 117.8100(a) § 117.8100(a)(1) § 117.8100(a)(1)(A) § 117.8100(a)(1)(B) § 117.8100(a)(1)(B)(i)	§ 117.320(f) § 117.345(a) § 117.345(f) § 117.345(f)(1) [G]§ 117.345(f)(2) § 117.345(f)(8) § 117.345(f)(9) § 117.8100(a)(5)(C)	§ 117.320(g) § 117.335(b) § 117.335(g) [G]§ 117.345(b) [G]§ 117.345(c) § 117.345(d) § 117.345(d)(3) § 117.8010 [G]§ 117.8010(1) § 117.8010(2) § 117.8010(2)(A) § 117.8010(2)(B) § 117.8010(2)(C) § 117.8010(2)(D) [G]§ 117.8010(3) § 117.8010(4) [G]§ 117.8010(5) § 117.8010(6) [G]§ 117.8010(7) [G]§ 117.8010(8) § 117.8100(c)



**Applicable Requirements Summary**

Unit Group Process ID No.	Unit Group Process Type	SOP Index No.	Pollutant	State Rule or Federal Regulation Name	Emission Limitation, Standard or Equipment Specification Citation	Textual Description (See Special Term and Condition 1.B.)	Monitoring And Testing Requirements	Recordkeeping Requirements (30 TAC § 122.144)	Reporting Requirements (30 TAC § 122.145)
							§ 117.8100(a)(1)(B)(ii) ) § 117.8100(a)(1)(C) § 117.8100(a)(2) [G]§ 117.8100(a)(3) § 117.8100(a)(4) § 117.8100(a)(5) § 117.8100(a)(5)(A) § 117.8100(a)(5)(B) [G]§ 117.8100(a)(5)(D) [G]§ 117.8100(a)(5)(E) § 117.8100(a)(6)		
HRSG1	EU	R7300-1	CO	30 TAC Chapter 117, Subchapter B	§ 117.310(c)(1) § 117.310(c)(1)(A) § 117.340(f)(1)	CO emissions must not exceed 400 ppmv at 3.0% O <sub>2</sub> , dry basis.	[G]§ 117.335(a)(1) § 117.335(a)(4) § 117.335(b) § 117.335(c) § 117.335(d) § 117.335(f) § 117.335(f)(3) § 117.335(g) § 117.340(a) § 117.340(e) [G]§ 117.340(f)(2) § 117.8100(a) § 117.8100(a)(1) § 117.8100(a)(1)(A) § 117.8100(a)(1)(B) § 117.8100(a)(1)(B)(ii) ) § 117.8100(a)(1)(B)(iii) ) § 117.8100(a)(1)(C) § 117.8100(a)(2) [G]§ 117.8100(a)(3)	§ 117.345(a) § 117.345(f) § 117.345(f)(1) [G]§ 117.345(f)(2) § 117.345(f)(7) § 117.345(f)(8) § 117.345(f)(9) § 117.8100(a)(5)(C)	§ 117.335(b) § 117.335(g) [G]§ 117.345(b) [G]§ 117.345(c) § 117.345(d) § 117.345(d)(2) § 117.345(d)(3) § 117.345(d)(4) § 117.345(d)(5) § 117.8010 [G]§ 117.8010(1) § 117.8010(2) § 117.8010(2)(A) § 117.8010(2)(B) [G]§ 117.8010(3) § 117.8010(4) [G]§ 117.8010(5) § 117.8010(6) [G]§ 117.8010(7) [G]§ 117.8010(8) § 117.8100(c)

**Applicable Requirements Summary**

Unit Group Process ID No.	Unit Group Process Type	SOP Index No.	Pollutant	State Rule or Federal Regulation Name	Emission Limitation, Standard or Equipment Specification Citation	Textual Description (See Special Term and Condition 1.B.)	Monitoring And Testing Requirements	Recordkeeping Requirements (30 TAC § 122.144)	Reporting Requirements (30 TAC § 122.145)
							§ 117.8100(a)(4) § 117.8100(a)(5) § 117.8100(a)(5)(A) § 117.8100(a)(5)(B) [G]§ 117.8100(a)(5)(D) [G]§ 117.8100(a)(5)(E) § 117.8100(a)(6) § 117.8120 § 117.8120(1) § 117.8120(1)(A)		
HRSG1	EU	R7300-1	NH <sub>3</sub>	30 TAC Chapter 117, Subchapter B	§ 117.310(c)(2) § 117.310(c)(2)(B) § 117.340(f)(1)	For duct burners that inject urea or ammonia into the exhaust stream for NO <sub>x</sub> control, ammonia emissions must not exceed 10 ppmv at 15% O <sub>2</sub> , dry.	§ 117.335(a)(2) § 117.335(a)(4) § 117.335(b) § 117.335(c) § 117.335(d) § 117.335(g) § 117.340(d) [G]§ 117.340(f)(2) § 117.8100(a) § 117.8100(a)(1) § 117.8100(a)(1)(A) § 117.8100(a)(1)(B) § 117.8100(a)(1)(B)(ii) § 117.8100(a)(1)(C) § 117.8100(a)(2) [G]§ 117.8100(a)(3) § 117.8100(a)(4) § 117.8100(a)(5) § 117.8100(a)(5)(A) § 117.8100(a)(5)(B) [G]§ 117.8100(a)(5)(D) [G]§ 117.8100(a)(5)(E) § 117.8100(a)(6)	§ 117.345(a) § 117.345(f) § 117.345(f)(11) [G]§ 117.345(f)(2) § 117.345(f)(8) § 117.345(f)(9) § 117.8100(a)(5)(C)	§ 117.335(b) § 117.335(g) [G]§ 117.345(b) [G]§ 117.345(c) § 117.345(d) § 117.345(d)(2) § 117.345(d)(3) § 117.345(d)(4) § 117.345(d)(5) § 117.8010 [G]§ 117.8010(1) § 117.8010(2) § 117.8010(2)(A) § 117.8010(2)(B) [G]§ 117.8010(3) § 117.8010(4) [G]§ 117.8010(5) § 117.8010(6) [G]§ 117.8010(7) [G]§ 117.8010(8) § 117.8100(c)

**Applicable Requirements Summary**

Unit Group Process ID No.	Unit Group Process Type	SOP Index No.	Pollutant	State Rule or Federal Regulation Name	Emission Limitation, Standard or Equipment Specification Citation	Textual Description (See Special Term and Condition 1.B.)	Monitoring And Testing Requirements	Recordkeeping Requirements (30 TAC § 122.144)	Reporting Requirements (30 TAC § 122.145)
							§ 117.8130 § 117.8130(4)		
HRSG1	EU	R7300-1	NO <sub>x</sub>	30 TAC Chapter 117, Subchapter B	§ 117.310(d)(3) § 117.310(a) § 117.310(a)(10)(A) § 117.310(a)(11) § 117.310(b) [G]§ 117.310(e)(1) § 117.310(e)(2) [G]§ 117.310(e)(3) § 117.310(e)(4) § 117.320(a) § 117.320(b) [G]§ 117.320(c) § 117.320(i) § 117.320(j) § 117.320(k) § 117.340(f)(1) § 117.340(l)(2) § 117.340(p)(1) § 117.340(p)(3)	An owner or operator may not use the alternative methods specified in §§ 117.315, 117.323 and 117.9800 to comply with the NO <sub>x</sub> emission specifications but shall use the mass emissions cap and trade program in Chapter 101, Subchapter H, Division 3, except that electric generating facilities must also comply with the daily and 30-day system cap emission limitations of § 117.320. An owner or operator may use the alternative methods specified in § 117.9800 to comply with § 117.320.	§ 117.320(d) [G]§ 117.320(e) § 117.320(h) § 117.320(k) [G]§ 117.335(a)(1) § 117.335(a)(4) § 117.335(b) § 117.335(c) § 117.335(d) § 117.335(g) § 117.340(a) § 117.340(c)(1) [G]§ 117.340(c)(3) [G]§ 117.340(f)(2) § 117.340(l)(2) § 117.340(o)(1) § 117.340(p)(1) § 117.8100(a) § 117.8100(a)(1) § 117.8100(a)(1)(A) § 117.8100(a)(1)(B) § 117.8100(a)(1)(B)(i) § 117.8100(a)(1)(B)(ii) ) § 117.8100(a)(1)(C) § 117.8100(a)(2) [G]§ 117.8100(a)(3) § 117.8100(a)(4) § 117.8100(a)(5) § 117.8100(a)(5)(A) § 117.8100(a)(5)(B) [G]§ 117.8100(a)(5)(D) [G]§ 117.8100(a)(5)(E)	§ 117.320(f) § 117.345(a) § 117.345(f) § 117.345(f)(1) [G]§ 117.345(f)(2) § 117.345(f)(8) § 117.345(f)(9) § 117.8100(a)(5)(C)	§ 117.320(g) § 117.335(b) § 117.335(g) [G]§ 117.345(b) [G]§ 117.345(c) § 117.345(d) § 117.345(d)(3) § 117.8010 [G]§ 117.8010(1) § 117.8010(2) § 117.8010(2)(A) § 117.8010(2)(B) § 117.8010(2)(C) § 117.8010(2)(D) [G]§ 117.8010(3) § 117.8010(4) [G]§ 117.8010(5) § 117.8010(6) [G]§ 117.8010(7) [G]§ 117.8010(8) § 117.8100(c)

**Applicable Requirements Summary**

Unit Group Process ID No.	Unit Group Process Type	SOP Index No.	Pollutant	State Rule or Federal Regulation Name	Emission Limitation, Standard or Equipment Specification Citation	Textual Description (See Special Term and Condition 1.B.)	Monitoring And Testing Requirements	Recordkeeping Requirements (30 TAC § 122.144)	Reporting Requirements (30 TAC § 122.145)
							§ 117.8100(a)(6)		
HRSG1	EU	R7300-ACS	CO	30 TAC Chapter 117, Subchapter B	§ 117.325(a) § 117.340(f)(1)	Where a person can demonstrate that an affected unit cannot attain the carbon monoxide (CO) specifications of § 117.310(c) of this title the executive director may approve emission specifications different from the CO specifications in § 117.310(c) of this title for that unit.	[G]§ 117.335(a)(1) § 117.335(a)(4) § 117.335(b) § 117.335(c) § 117.335(d) § 117.335(f) § 117.335(f)(3) § 117.335(g) § 117.340(a) § 117.340(b)(1) § 117.340(b)(3) § 117.340(e) [G]§ 117.340(f)(2) § 117.8100(a) § 117.8100(a)(1) § 117.8100(a)(1)(A) § 117.8100(a)(1)(B) § 117.8100(a)(1)(B)(ii) ) § 117.8100(a)(1)(B)(iii) ) § 117.8100(a)(1)(C) § 117.8100(a)(2) [G]§ 117.8100(a)(3) § 117.8100(a)(4) § 117.8100(a)(5) § 117.8100(a)(5)(A) § 117.8100(a)(5)(B) [G]§ 117.8100(a)(5)(D) [G]§ 117.8100(a)(5)(E) § 117.8100(a)(6) § 117.8120 § 117.8120(1) § 117.8120(1)(A)	§ 117.345(a) § 117.345(f) § 117.345(f)(1) [G]§ 117.345(f)(2) § 117.345(f)(7) § 117.345(f)(8) § 117.345(f)(9) § 117.8100(a)(5)(C)	§ 117.335(b) § 117.335(g) [G]§ 117.345(b) [G]§ 117.345(c) § 117.345(d) § 117.345(d)(2) § 117.345(d)(3) § 117.345(d)(4) § 117.345(d)(5) § 117.8010 [G]§ 117.8010(1) § 117.8010(2) § 117.8010(2)(A) § 117.8010(2)(B) [G]§ 117.8010(3) § 117.8010(4) [G]§ 117.8010(5) § 117.8010(6) [G]§ 117.8010(7) [G]§ 117.8010(8) § 117.8100(c)

**Applicable Requirements Summary**

Unit Group Process ID No.	Unit Group Process Type	SOP Index No.	Pollutant	State Rule or Federal Regulation Name	Emission Limitation, Standard or Equipment Specification Citation	Textual Description (See Special Term and Condition 1.B.)	Monitoring And Testing Requirements	Recordkeeping Requirements (30 TAC § 122.144)	Reporting Requirements (30 TAC § 122.145)
HRSG1	EU	R7300-ACS	CO	30 TAC Chapter 117, Subchapter B	§ 117.325(a) § 117.340(f)(1)	Where a person can demonstrate that an affected unit cannot attain the carbon monoxide (CO) specifications of § 117.310(c) of this title the executive director may approve emission specifications different from the CO specifications in § 117.310(c) of this title for that unit.	[G]§ 117.335(a)(1) § 117.335(a)(4) § 117.335(b) § 117.335(c) § 117.335(d) § 117.335(f) § 117.335(f)(3) § 117.335(g) § 117.340(a) § 117.340(e) [G]§ 117.340(f)(2) § 117.8100(a) § 117.8100(a)(1) § 117.8100(a)(1)(A) § 117.8100(a)(1)(B) § 117.8100(a)(1)(B)(ii) ) § 117.8100(a)(1)(B)(iii) ) § 117.8100(a)(1)(C) § 117.8100(a)(2) [G]§ 117.8100(a)(3) § 117.8100(a)(4) § 117.8100(a)(5) § 117.8100(a)(5)(A) § 117.8100(a)(5)(B) [G]§ 117.8100(a)(5)(D) [G]§ 117.8100(a)(5)(E) § 117.8100(a)(6) § 117.8120 § 117.8120(1) § 117.8120(1)(A)	§ 117.345(a) § 117.345(f) § 117.345(f)(1) [G]§ 117.345(f)(2) § 117.345(f)(7) § 117.345(f)(8) § 117.345(f)(9) § 117.8100(a)(5)(C)	§ 117.335(b) § 117.335(g) [G]§ 117.345(b) [G]§ 117.345(c) § 117.345(d) § 117.345(d)(2) § 117.345(d)(3) § 117.345(d)(4) § 117.345(d)(5) § 117.8010 [G]§ 117.8010(1) § 117.8010(2) § 117.8010(2)(A) § 117.8010(2)(B) [G]§ 117.8010(3) § 117.8010(4) [G]§ 117.8010(5) § 117.8010(6) [G]§ 117.8010(7) [G]§ 117.8010(8) § 117.8100(c)
HRSG1	EU	R7300-ACS	NH <sub>3</sub>	30 TAC Chapter 117, Subchapter B	§ 117.310(c)(2) § 117.310(c)(2)(B) § 117.340(f)(1)	For duct burners that inject urea or ammonia into the exhaust stream for NO <sub>x</sub>	§ 117.335(a)(2) § 117.335(a)(4) § 117.335(b)	§ 117.345(a) § 117.345(f) § 117.345(f)(11)	§ 117.335(b) § 117.335(g) [G]§ 117.345(b)

**Applicable Requirements Summary**

Unit Group Process ID No.	Unit Group Process Type	SOP Index No.	Pollutant	State Rule or Federal Regulation Name	Emission Limitation, Standard or Equipment Specification Citation	Textual Description (See Special Term and Condition 1.B.)	Monitoring And Testing Requirements	Recordkeeping Requirements (30 TAC § 122.144)	Reporting Requirements (30 TAC § 122.145)
						control, ammonia emissions must not exceed 10 ppmv at 15% O <sub>2</sub> , dry.	§ 117.335(c) § 117.335(d) § 117.335(g) § 117.340(d) [G]§ 117.340(f)(2) § 117.8100(a) § 117.8100(a)(1) § 117.8100(a)(1)(A) § 117.8100(a)(1)(B) § 117.8100(a)(1)(B)(ii) § 117.8100(a)(1)(C) § 117.8100(a)(2) [G]§ 117.8100(a)(3) § 117.8100(a)(4) § 117.8100(a)(5) § 117.8100(a)(5)(A) § 117.8100(a)(5)(B) [G]§ 117.8100(a)(5)(D) [G]§ 117.8100(a)(5)(E) § 117.8100(a)(6) § 117.8130 § 117.8130(4)	[G]§ 117.345(f)(2) § 117.345(f)(8) § 117.345(f)(9) § 117.8100(a)(5)(C)	[G]§ 117.345(c) § 117.345(d) § 117.345(d)(2) § 117.345(d)(3) § 117.345(d)(4) § 117.345(d)(5) § 117.8010 [G]§ 117.8010(1) § 117.8010(2) § 117.8010(2)(A) § 117.8010(2)(B) [G]§ 117.8010(3) § 117.8010(4) [G]§ 117.8010(5) § 117.8010(6) [G]§ 117.8010(7) [G]§ 117.8010(8) § 117.8100(c)
HRSG1	EU	R7300-ACS	NH <sub>3</sub>	30 TAC Chapter 117, Subchapter B	§ 117.310(c)(2) § 117.310(c)(2)(B) § 117.340(f)(1)	For boilers that inject urea or ammonia into the exhaust stream for NO <sub>x</sub> control, ammonia emissions must not exceed 10 ppmv at 3.0% O <sub>2</sub> , dry.	§ 117.335(a)(2) § 117.335(a)(4) § 117.335(b) § 117.335(c) § 117.335(d) § 117.335(g) § 117.340(b)(1) § 117.340(b)(3) § 117.340(d) [G]§ 117.340(f)(2) § 117.8100(a) § 117.8100(a)(1) § 117.8100(a)(1)(A)	§ 117.345(a) § 117.345(f) § 117.345(f)(11) [G]§ 117.345(f)(2) § 117.345(f)(8) § 117.345(f)(9) § 117.8100(a)(5)(C)	§ 117.335(b) § 117.335(g) [G]§ 117.345(b) [G]§ 117.345(c) § 117.345(d) § 117.345(d)(2) § 117.345(d)(3) § 117.345(d)(4) § 117.345(d)(5) § 117.8010 [G]§ 117.8010(1) § 117.8010(2) § 117.8010(2)(A)

**Applicable Requirements Summary**

Unit Group Process ID No.	Unit Group Process Type	SOP Index No.	Pollutant	State Rule or Federal Regulation Name	Emission Limitation, Standard or Equipment Specification Citation	Textual Description (See Special Term and Condition 1.B.)	Monitoring And Testing Requirements	Recordkeeping Requirements (30 TAC § 122.144)	Reporting Requirements (30 TAC § 122.145)
							§ 117.8100(a)(1)(B) § 117.8100(a)(1)(B)(ii) § 117.8100(a)(1)(C) § 117.8100(a)(2) [G]§ 117.8100(a)(3) § 117.8100(a)(4) § 117.8100(a)(5) § 117.8100(a)(5)(A) § 117.8100(a)(5)(B) [G]§ 117.8100(a)(5)(D) [G]§ 117.8100(a)(5)(E) § 117.8100(a)(6) § 117.8130 § 117.8130(4)		§ 117.8010(2)(B) [G]§ 117.8010(3) § 117.8010(4) [G]§ 117.8010(5) § 117.8010(6) [G]§ 117.8010(7) [G]§ 117.8010(8) § 117.8100(c)
HRSG1	EU	R7300-ACS	NO <sub>x</sub>	30 TAC Chapter 117, Subchapter B	§ 117.310(d)(3) § 117.310(a) § 117.310(a)(10)(A) § 117.310(a)(11) § 117.310(b) [G]§ 117.310(e)(1) § 117.310(e)(2) [G]§ 117.310(e)(3) § 117.310(e)(4) § 117.320(a) § 117.320(b) [G]§ 117.320(c) § 117.320(i) § 117.320(j) § 117.320(k) § 117.340(f)(1) § 117.340(l)(2) § 117.340(p)(1) § 117.340(p)(3)	An owner or operator may not use the alternative methods specified in §§ 117.315, 117.323 and 117.9800 to comply with the NO <sub>x</sub> emission specifications but shall use the mass emissions cap and trade program in Chapter 101, Subchapter H, Division 3, except that electric generating facilities must also comply with the daily and 30-day system cap emission limitations of § 117.320. An owner or operator may use the alternative methods specified in § 117.9800 to comply with § 117.320.	§ 117.320(d) [G]§ 117.320(e) § 117.320(h) § 117.320(k) [G]§ 117.335(a)(1) § 117.335(a)(4) § 117.335(b) § 117.335(c) § 117.335(d) § 117.335(g) § 117.340(a) § 117.340(c)(1) [G]§ 117.340(c)(3) [G]§ 117.340(f)(2) § 117.340(l)(2) § 117.340(o)(1) § 117.340(p)(1) § 117.8100(a) § 117.8100(a)(1) § 117.8100(a)(1)(A) § 117.8100(a)(1)(B)	§ 117.320(f) § 117.345(a) § 117.345(f) § 117.345(f)(1) [G]§ 117.345(f)(2) § 117.345(f)(8) § 117.345(f)(9) § 117.8100(a)(5)(C)	§ 117.320(g) § 117.335(b) § 117.335(g) [G]§ 117.345(b) [G]§ 117.345(c) § 117.345(d) § 117.345(d)(3) § 117.8010 [G]§ 117.8010(1) § 117.8010(2) § 117.8010(2)(A) § 117.8010(2)(B) § 117.8010(2)(C) § 117.8010(2)(D) [G]§ 117.8010(3) § 117.8010(4) [G]§ 117.8010(5) § 117.8010(6) [G]§ 117.8010(7) [G]§ 117.8010(8) § 117.8100(c)

**Applicable Requirements Summary**

Unit Group Process ID No.	Unit Group Process Type	SOP Index No.	Pollutant	State Rule or Federal Regulation Name	Emission Limitation, Standard or Equipment Specification Citation	Textual Description (See Special Term and Condition 1.B.)	Monitoring And Testing Requirements	Recordkeeping Requirements (30 TAC § 122.144)	Reporting Requirements (30 TAC § 122.145)
							§ 117.8100(a)(1)(B)(i) § 117.8100(a)(1)(B)(ii) ) § 117.8100(a)(1)(C) § 117.8100(a)(2) [G]§ 117.8100(a)(3) § 117.8100(a)(4) § 117.8100(a)(5) § 117.8100(a)(5)(A) § 117.8100(a)(5)(B) [G]§ 117.8100(a)(5)(D) [G]§ 117.8100(a)(5)(E) § 117.8100(a)(6)		
HRSG1	EU	R7300-ACS	NO <sub>x</sub>	30 TAC Chapter 117, Subchapter B	§ 117.310(d)(3) § 117.310(a) § 117.310(a)(1)(A) § 117.310(b) [G]§ 117.310(e)(1) § 117.310(e)(2) [G]§ 117.310(e)(3) § 117.310(e)(4) § 117.320(a) § 117.320(b) [G]§ 117.320(c) § 117.320(i) § 117.320(j) § 117.320(k) § 117.340(f)(1) § 117.340(l)(2) § 117.340(p)(1) § 117.340(p)(3)	An owner or operator may not use the alternative methods specified in §§ 117.315, 117.323 and 117.9800 to comply with the NO <sub>x</sub> emission specifications but shall use the mass emissions cap and trade program in Chapter 101, Subchapter H, Division 3, except that electric generating facilities must also comply with the daily and 30-day system cap emission limitations of § 117.320. An owner or operator may use the alternative methods specified in § 117.9800 to comply with § 117.320.	§ 117.320(d) [G]§ 117.320(e) § 117.320(h) § 117.320(k) [G]§ 117.335(a)(1) § 117.335(a)(4) § 117.335(b) § 117.335(c) § 117.335(d) § 117.335(f) § 117.335(f)(1) § 117.335(g) § 117.340(a) § 117.340(b)(1) § 117.340(b)(3) § 117.340(c)(1) [G]§ 117.340(c)(3) [G]§ 117.340(f)(2) § 117.340(l)(2) § 117.340(o)(1) § 117.340(p)(1) § 117.8100(a)	§ 117.320(f) § 117.345(a) § 117.345(f) § 117.345(f)(1) [G]§ 117.345(f)(2) § 117.345(f)(8) § 117.345(f)(9) § 117.8100(a)(5)(C)	§ 117.320(g) § 117.335(b) § 117.335(g) [G]§ 117.345(b) [G]§ 117.345(c) § 117.345(d) § 117.345(d)(3) § 117.8010 [G]§ 117.8010(1) § 117.8010(2) § 117.8010(2)(A) § 117.8010(2)(B) § 117.8010(2)(C) § 117.8010(2)(D) [G]§ 117.8010(3) § 117.8010(4) [G]§ 117.8010(5) § 117.8010(6) [G]§ 117.8010(7) [G]§ 117.8010(8) § 117.8100(c)



**Applicable Requirements Summary**

Unit Group Process ID No.	Unit Group Process Type	SOP Index No.	Pollutant	State Rule or Federal Regulation Name	Emission Limitation, Standard or Equipment Specification Citation	Textual Description (See Special Term and Condition 1.B.)	Monitoring And Testing Requirements	Recordkeeping Requirements (30 TAC § 122.144)	Reporting Requirements (30 TAC § 122.145)
							§ 117.8100(a)(1) § 117.8100(a)(1)(A) § 117.8100(a)(1)(B) § 117.8100(a)(1)(B)(i) § 117.8100(a)(1)(B)(ii) ) § 117.8100(a)(1)(C) § 117.8100(a)(2) [G]§ 117.8100(a)(3) § 117.8100(a)(4) § 117.8100(a)(5) § 117.8100(a)(5)(A) § 117.8100(a)(5)(B) [G]§ 117.8100(a)(5)(D) [G]§ 117.8100(a)(5)(E) § 117.8100(a)(6)		
HRSG1	EU	60Db-1A	NO <sub>x</sub>	40 CFR Part 60, Subpart Db	§ 60.44b(a)(4)(i) § 60.44b(h) § 60.44b(i) § 60.46b(a) § 60.48b(h)	Except as in §60.44b(k), (l), on/after §60.8 test, no facility combusting natural gas and distillate oil (duct burner in a combined cycle system) shall discharge NO <sub>x</sub> in excess of 86 ng/J heat input.	§ 60.46b(c) § 60.46b(f) [G]§ 60.46b(f)(1)	[G]§ 60.49b(d) § 60.49b(o)	§ 60.49b(a) § 60.49b(a)(1) § 60.49b(a)(3) § 60.49b(b)
HRSG1	EU	60Db-1A	PM	40 CFR Part 60, Subpart Db	§ 60.40b(a)	This subpart applies to each steam generating unit constructed, modified, or reconstructed after 6/19/84, and that has a heat input capacity from fuels combusted in the unit > 29 MW (100 MMBtu/hr).	None	[G]§ 60.49b(d) § 60.49b(o)	§ 60.49b(a) § 60.49b(a)(1) § 60.49b(a)(3)
HRSG1	EU	60Db-1A	PM (Opacity)	40 CFR Part 60, Subpart Db	§ 60.40b(a)	This subpart applies to each steam generating unit	None	[G]§ 60.49b(d) § 60.49b(o)	§ 60.49b(a) § 60.49b(a)(1)

**Applicable Requirements Summary**

Unit Group Process ID No.	Unit Group Process Type	SOP Index No.	Pollutant	State Rule or Federal Regulation Name	Emission Limitation, Standard or Equipment Specification Citation	Textual Description (See Special Term and Condition 1.B.)	Monitoring And Testing Requirements	Recordkeeping Requirements (30 TAC § 122.144)	Reporting Requirements (30 TAC § 122.145)
						constructed, modified, or reconstructed after 6/19/84, and that has a heat input capacity from fuels combusted in the unit > 29 MW (100 MMBtu/hr).			§ 60.49b(a)(3)
HRSG1	EU	60Db-1A	SO <sub>2</sub>	40 CFR Part 60, Subpart Db	§ 60.40b(a)	This subpart applies to each steam generating unit constructed, modified, or reconstructed after 6/19/84, and that has a heat input capacity from fuels combusted in the unit > 29 MW (100 MMBtu/hr).	None	[G]§ 60.49b(d) § 60.49b(o)	§ 60.49b(a) § 60.49b(a)(1) § 60.49b(a)(3)
HRSG1	EU	60GG	SO <sub>2</sub>	40 CFR Part 60, Subpart GG	§ 60.333(b)	No stationary gas turbine shall burn any fuel which contains sulfur in excess of 0.8% by weight.	§ 60.334(h) § 60.334(h)(1) § 60.334(i) § 60.334(i)(2) § 60.334(j) § 60.334(j)(2)(i) § 60.334(j)(2)(iii)	§ 60.334(i) § 60.334(i)(2)	§ 60.334(j) § 60.334(j)(5)
HRSG2	EP	R1111-1	Opacity	30 TAC Chapter 111, Visible Emissions	§ 111.111(a)(1)(C) § 111.111(a)(1)(E)	Visible emissions from any stationary vent shall not exceed an opacity of 15% averaged over a six minute period for any source with a total flow rate of at least 100,000 acfm unless a CEMS is installed.	[G]§ 111.111(a)(1)(F) ** See Periodic Monitoring Summary	None	None
HRSG2	EU	R7300	CO	30 TAC Chapter 117, Subchapter B	§ 117.310(c)(1) § 117.310(c)(1)(A) § 117.310(c)(3) § 117.340(f)(1)	CO emissions must not exceed 400 ppmv at 3.0% O <sub>2</sub> , dry basis.	[G]§ 117.335(a)(1) § 117.335(a)(4) § 117.335(b) § 117.335(c) § 117.335(d) § 117.335(f) § 117.335(f)(3) § 117.335(g)	§ 117.345(a) § 117.345(f) § 117.345(f)(1) [G]§ 117.345(f)(2) § 117.345(f)(7) § 117.345(f)(8) § 117.345(f)(9) § 117.8100(a)(5)(C)	§ 117.335(b) § 117.335(g) [G]§ 117.345(b) [G]§ 117.345(c) § 117.345(d) § 117.345(d)(2) § 117.345(d)(3) § 117.345(d)(4)

**Applicable Requirements Summary**

Unit Group Process ID No.	Unit Group Process Type	SOP Index No.	Pollutant	State Rule or Federal Regulation Name	Emission Limitation, Standard or Equipment Specification Citation	Textual Description (See Special Term and Condition 1.B.)	Monitoring And Testing Requirements	Recordkeeping Requirements (30 TAC § 122.144)	Reporting Requirements (30 TAC § 122.145)
							§ 117.340(a) § 117.340(b)(1) § 117.340(b)(3) § 117.340(e) [G]§ 117.340(f)(2) § 117.8100(a) § 117.8100(a)(1) § 117.8100(a)(1)(A) § 117.8100(a)(1)(B) § 117.8100(a)(1)(B)(ii) § 117.8100(a)(1)(B)(iii) § 117.8100(a)(1)(C) § 117.8100(a)(2) [G]§ 117.8100(a)(3) § 117.8100(a)(4) § 117.8100(a)(5) § 117.8100(a)(5)(A) § 117.8100(a)(5)(B) [G]§ 117.8100(a)(5)(D) [G]§ 117.8100(a)(5)(E) § 117.8100(a)(6) § 117.8120 § 117.8120(1) § 117.8120(1)(A)		§ 117.345(d)(5) § 117.8010 [G]§ 117.8010(1) § 117.8010(2) § 117.8010(2)(A) § 117.8010(2)(B) [G]§ 117.8010(3) § 117.8010(4) [G]§ 117.8010(5) § 117.8010(6) [G]§ 117.8010(7) [G]§ 117.8010(8) § 117.8100(c)
HRSG2	EU	R7300	NH <sub>3</sub>	30 TAC Chapter 117, Subchapter B	§ 117.310(c)(2) § 117.310(c)(2)(B) § 117.340(f)(1)	For boilers that inject urea or ammonia into the exhaust stream for NO <sub>x</sub> control, ammonia emissions must not exceed 10 ppmv at 3.0% O <sub>2</sub> , dry.	§ 117.335(a)(2) § 117.335(a)(4) § 117.335(b) § 117.335(c) § 117.335(d) § 117.335(g) § 117.340(b)(1) § 117.340(b)(3) § 117.340(d)	§ 117.345(a) § 117.345(f) § 117.345(f)(11) [G]§ 117.345(f)(2) § 117.345(f)(8) § 117.345(f)(9) § 117.8100(a)(5)(C)	§ 117.335(b) § 117.335(g) [G]§ 117.345(b) [G]§ 117.345(c) § 117.345(d) § 117.345(d)(2) § 117.345(d)(3) § 117.345(d)(4) § 117.345(d)(5)

**Applicable Requirements Summary**

Unit Group Process ID No.	Unit Group Process Type	SOP Index No.	Pollutant	State Rule or Federal Regulation Name	Emission Limitation, Standard or Equipment Specification Citation	Textual Description (See Special Term and Condition 1.B.)	Monitoring And Testing Requirements	Recordkeeping Requirements (30 TAC § 122.144)	Reporting Requirements (30 TAC § 122.145)
							[G]§ 117.340(f)(2) § 117.8100(a) § 117.8100(a)(1) § 117.8100(a)(1)(A) § 117.8100(a)(1)(B) § 117.8100(a)(1)(B)(ii) § 117.8100(a)(1)(C) § 117.8100(a)(2) [G]§ 117.8100(a)(3) § 117.8100(a)(4) § 117.8100(a)(5) § 117.8100(a)(5)(A) § 117.8100(a)(5)(B) [G]§ 117.8100(a)(5)(D) [G]§ 117.8100(a)(5)(E) § 117.8100(a)(6) § 117.8130 § 117.8130(4)		§ 117.8010 [G]§ 117.8010(1) § 117.8010(2) § 117.8010(2)(A) § 117.8010(2)(B) [G]§ 117.8010(3) § 117.8010(4) [G]§ 117.8010(5) § 117.8010(6) [G]§ 117.8010(7) [G]§ 117.8010(8) § 117.8100(c)
HRS2	EU	R7300	NO <sub>x</sub>	30 TAC Chapter 117, Subchapter B	§ 117.310(d)(3) § 117.310(a) § 117.310(a)(1)(A) § 117.310(b) [G]§ 117.310(e)(1) § 117.310(e)(2) [G]§ 117.310(e)(3) § 117.310(e)(4) § 117.320(a) § 117.320(b) [G]§ 117.320(c) § 117.320(i) § 117.320(j) § 117.320(k) § 117.340(f)(1) § 117.340(l)(2) § 117.340(p)(1)	An owner or operator may not use the alternative methods specified in §§ 117.315, 117.323 and 117.9800 to comply with the NO <sub>x</sub> emission specifications but shall use the mass emissions cap and trade program in Chapter 101, Subchapter H, Division 3, except that electric generating facilities must also comply with the daily and 30-day system cap emission limitations of § 117.320. An owner or operator may use the	§ 117.320(d) [G]§ 117.320(e) § 117.320(h) § 117.320(k) [G]§ 117.335(a)(1) § 117.335(a)(4) § 117.335(b) § 117.335(c) § 117.335(d) § 117.335(f) § 117.335(f)(1) § 117.335(g) § 117.340(a) § 117.340(b)(1) § 117.340(b)(3) § 117.340(c)(1) [G]§ 117.340(c)(3)	§ 117.320(f) § 117.345(a) § 117.345(f) § 117.345(f)(1) [G]§ 117.345(f)(2) § 117.345(f)(8) § 117.345(f)(9) § 117.8100(a)(5)(C)	§ 117.320(g) § 117.335(b) § 117.335(g) [G]§ 117.345(b) [G]§ 117.345(c) § 117.345(d) § 117.345(d)(3) § 117.8010 [G]§ 117.8010(1) § 117.8010(2) § 117.8010(2)(A) § 117.8010(2)(B) § 117.8010(2)(C) § 117.8010(2)(D) [G]§ 117.8010(3) § 117.8010(4) [G]§ 117.8010(5)

**Applicable Requirements Summary**

Unit Group Process ID No.	Unit Group Process Type	SOP Index No.	Pollutant	State Rule or Federal Regulation Name	Emission Limitation, Standard or Equipment Specification Citation	Textual Description (See Special Term and Condition 1.B.)	Monitoring And Testing Requirements	Recordkeeping Requirements (30 TAC § 122.144)	Reporting Requirements (30 TAC § 122.145)
					§ 117.340(p)(3)	alternative methods specified in § 117.9800 to comply with § 117.320.	[G]§ 117.340(f)(2) § 117.340(l)(2) § 117.340(o)(1) § 117.340(p)(1) § 117.8100(a) § 117.8100(a)(1) § 117.8100(a)(1)(A) § 117.8100(a)(1)(B) § 117.8100(a)(1)(B)(i) § 117.8100(a)(1)(B)(ii) ) § 117.8100(a)(1)(C) § 117.8100(a)(2) [G]§ 117.8100(a)(3) § 117.8100(a)(4) § 117.8100(a)(5) § 117.8100(a)(5)(A) § 117.8100(a)(5)(B) [G]§ 117.8100(a)(5)(D) [G]§ 117.8100(a)(5)(E) § 117.8100(a)(6)		§ 117.8010(6) [G]§ 117.8010(7) [G]§ 117.8010(8) § 117.8100(c)
HRS2	EU	R7300-1	CO	30 TAC Chapter 117, Subchapter B	§ 117.310(c)(1) § 117.310(c)(1)(A) § 117.340(f)(1)	CO emissions must not exceed 400 ppmv at 3.0% O <sub>2</sub> , dry basis.	[G]§ 117.335(a)(1) § 117.335(a)(4) § 117.335(b) § 117.335(c) § 117.335(d) § 117.335(f) § 117.335(f)(3) § 117.335(g) § 117.340(a) § 117.340(e) [G]§ 117.340(f)(2) § 117.8100(a) § 117.8100(a)(1) § 117.8100(a)(1)(A)	§ 117.345(a) § 117.345(f) § 117.345(f)(1) [G]§ 117.345(f)(2) § 117.345(f)(7) § 117.345(f)(8) § 117.345(f)(9) § 117.8100(a)(5)(C)	§ 117.335(b) § 117.335(g) [G]§ 117.345(b) [G]§ 117.345(c) § 117.345(d) § 117.345(d)(2) § 117.345(d)(3) § 117.345(d)(4) § 117.345(d)(5) § 117.8010 [G]§ 117.8010(1) § 117.8010(2) § 117.8010(2)(A) § 117.8010(2)(B)

**Applicable Requirements Summary**

Unit Group Process ID No.	Unit Group Process Type	SOP Index No.	Pollutant	State Rule or Federal Regulation Name	Emission Limitation, Standard or Equipment Specification Citation	Textual Description (See Special Term and Condition 1.B.)	Monitoring And Testing Requirements	Recordkeeping Requirements (30 TAC § 122.144)	Reporting Requirements (30 TAC § 122.145)
							§ 117.8100(a)(1)(B) § 117.8100(a)(1)(B)(ii) ) § 117.8100(a)(1)(B)(iii) ) § 117.8100(a)(1)(C) § 117.8100(a)(2) [G]§ 117.8100(a)(3) § 117.8100(a)(4) § 117.8100(a)(5) § 117.8100(a)(5)(A) § 117.8100(a)(5)(B) [G]§ 117.8100(a)(5)(D) [G]§ 117.8100(a)(5)(E) § 117.8100(a)(6) § 117.8120 § 117.8120(1) § 117.8120(1)(A)		[G]§ 117.8010(3) § 117.8010(4) [G]§ 117.8010(5) § 117.8010(6) [G]§ 117.8010(7) [G]§ 117.8010(8) § 117.8100(c)
HRS2	EU	R7300-1	NH <sub>3</sub>	30 TAC Chapter 117, Subchapter B	§ 117.310(c)(2) § 117.310(c)(2)(B) § 117.340(f)(1)	For duct burners that inject urea or ammonia into the exhaust stream for NO <sub>x</sub> control, ammonia emissions must not exceed 10 ppmv at 15% O <sub>2</sub> , dry.	§ 117.335(a)(2) § 117.335(a)(4) § 117.335(b) § 117.335(c) § 117.335(d) § 117.335(g) § 117.340(d) [G]§ 117.340(f)(2) § 117.8100(a) § 117.8100(a)(1) § 117.8100(a)(1)(A) § 117.8100(a)(1)(B) § 117.8100(a)(1)(B)(ii) ) § 117.8100(a)(1)(C) § 117.8100(a)(2)	§ 117.345(a) § 117.345(f) § 117.345(f)(11) [G]§ 117.345(f)(2) § 117.345(f)(8) § 117.345(f)(9) § 117.8100(a)(5)(C)	§ 117.335(b) § 117.335(g) [G]§ 117.345(b) [G]§ 117.345(c) § 117.345(d) § 117.345(d)(2) § 117.345(d)(3) § 117.345(d)(4) § 117.345(d)(5) § 117.8010 [G]§ 117.8010(1) § 117.8010(2) § 117.8010(2)(A) § 117.8010(2)(B) [G]§ 117.8010(3) § 117.8010(4) [G]§ 117.8010(5)

**Applicable Requirements Summary**

Unit Group Process ID No.	Unit Group Process Type	SOP Index No.	Pollutant	State Rule or Federal Regulation Name	Emission Limitation, Standard or Equipment Specification Citation	Textual Description (See Special Term and Condition 1.B.)	Monitoring And Testing Requirements	Recordkeeping Requirements (30 TAC § 122.144)	Reporting Requirements (30 TAC § 122.145)
							[G]§ 117.8100(a)(3) § 117.8100(a)(4) § 117.8100(a)(5) § 117.8100(a)(5)(A) § 117.8100(a)(5)(B) [G]§ 117.8100(a)(5)(D) [G]§ 117.8100(a)(5)(E) § 117.8100(a)(6) § 117.8130 § 117.8130(4)		§ 117.8010(6) [G]§ 117.8010(7) [G]§ 117.8010(8) § 117.8100(c)
HRS2	EU	R7300-1	NO <sub>x</sub>	30 TAC Chapter 117, Subchapter B	§ 117.310(d)(3) § 117.310(a) § 117.310(a)(10)(A) § 117.310(a)(11) § 117.310(b) [G]§ 117.310(e)(1) § 117.310(e)(2) [G]§ 117.310(e)(3) § 117.310(e)(4) § 117.320(a) § 117.320(b) [G]§ 117.320(c) § 117.320(i) § 117.320(j) § 117.320(k) § 117.340(f)(1) § 117.340(l)(2) § 117.340(p)(1) § 117.340(p)(3)	An owner or operator may not use the alternative methods specified in §§ 117.315, 117.323 and 117.9800 to comply with the NO <sub>x</sub> emission specifications but shall use the mass emissions cap and trade program in Chapter 101, Subchapter H, Division 3, except that electric generating facilities must also comply with the daily and 30-day system cap emission limitations of § 117.320. An owner or operator may use the alternative methods specified in § 117.9800 to comply with § 117.320.	§ 117.320(d) [G]§ 117.320(e) § 117.320(h) § 117.320(k) [G]§ 117.335(a)(1) § 117.335(a)(4) § 117.335(b) § 117.335(c) § 117.335(d) § 117.335(g) § 117.340(a) § 117.340(c)(1) [G]§ 117.340(c)(3) [G]§ 117.340(f)(2) § 117.340(l)(2) § 117.340(o)(1) § 117.340(p)(1) § 117.8100(a) § 117.8100(a)(1) § 117.8100(a)(1)(A) § 117.8100(a)(1)(B) § 117.8100(a)(1)(B)(i) § 117.8100(a)(1)(B)(ii) § 117.8100(a)(1)(C)	§ 117.320(f) § 117.345(a) § 117.345(f) § 117.345(f)(1) [G]§ 117.345(f)(2) § 117.345(f)(8) § 117.345(f)(9) § 117.8100(a)(5)(C)	§ 117.320(g) § 117.335(b) § 117.335(g) [G]§ 117.345(b) [G]§ 117.345(c) § 117.345(d) § 117.345(d)(3) § 117.8010 [G]§ 117.8010(1) § 117.8010(2) § 117.8010(2)(A) § 117.8010(2)(B) § 117.8010(2)(C) § 117.8010(2)(D) [G]§ 117.8010(3) § 117.8010(4) [G]§ 117.8010(5) § 117.8010(6) [G]§ 117.8010(7) [G]§ 117.8010(8) § 117.8100(c)

**Applicable Requirements Summary**

Unit Group Process ID No.	Unit Group Process Type	SOP Index No.	Pollutant	State Rule or Federal Regulation Name	Emission Limitation, Standard or Equipment Specification Citation	Textual Description (See Special Term and Condition 1.B.)	Monitoring And Testing Requirements	Recordkeeping Requirements (30 TAC § 122.144)	Reporting Requirements (30 TAC § 122.145)
							§ 117.8100(a)(2) [G]§ 117.8100(a)(3) § 117.8100(a)(4) § 117.8100(a)(5) § 117.8100(a)(5)(A) § 117.8100(a)(5)(B) [G]§ 117.8100(a)(5)(D) [G]§ 117.8100(a)(5)(E) § 117.8100(a)(6)		
HRS2	EU	R7300-ACS	CO	30 TAC Chapter 117, Subchapter B	§ 117.325(a) § 117.340(f)(1)	Where a person can demonstrate that an affected unit cannot attain the carbon monoxide (CO) specifications of § 117.310(c) of this title the executive director may approve emission specifications different from the CO specifications in § 117.310(c) of this title for that unit.	[G]§ 117.335(a)(1) § 117.335(a)(4) § 117.335(b) § 117.335(c) § 117.335(d) § 117.335(f) § 117.335(f)(3) § 117.335(g) § 117.340(a) § 117.340(e) [G]§ 117.340(f)(2) § 117.8100(a) § 117.8100(a)(1) § 117.8100(a)(1)(A) § 117.8100(a)(1)(B) § 117.8100(a)(1)(B)(ii) ) § 117.8100(a)(1)(B)(iii) ) § 117.8100(a)(1)(C) § 117.8100(a)(2) [G]§ 117.8100(a)(3) § 117.8100(a)(4) § 117.8100(a)(5) § 117.8100(a)(5)(A) § 117.8100(a)(5)(B)	§ 117.345(a) § 117.345(f) § 117.345(f)(1) [G]§ 117.345(f)(2) § 117.345(f)(7) § 117.345(f)(8) § 117.345(f)(9) § 117.8100(a)(5)(C)	§ 117.335(b) § 117.335(g) [G]§ 117.345(b) [G]§ 117.345(c) § 117.345(d) § 117.345(d)(2) § 117.345(d)(3) § 117.345(d)(4) § 117.345(d)(5) § 117.8010 [G]§ 117.8010(1) § 117.8010(2) § 117.8010(2)(A) § 117.8010(2)(B) [G]§ 117.8010(3) § 117.8010(4) [G]§ 117.8010(5) § 117.8010(6) [G]§ 117.8010(7) [G]§ 117.8010(8) § 117.8100(c)



**Applicable Requirements Summary**

Unit Group Process ID No.	Unit Group Process Type	SOP Index No.	Pollutant	State Rule or Federal Regulation Name	Emission Limitation, Standard or Equipment Specification Citation	Textual Description (See Special Term and Condition 1.B.)	Monitoring And Testing Requirements	Recordkeeping Requirements (30 TAC § 122.144)	Reporting Requirements (30 TAC § 122.145)
							[G]§ 117.8100(a)(5)(D) [G]§ 117.8100(a)(5)(E) § 117.8100(a)(6) § 117.8120 § 117.8120(1) § 117.8120(1)(A)		
HRSG2	EU	R7300-ACS	CO	30 TAC Chapter 117, Subchapter B	§ 117.325(a) § 117.340(f)(1)	Where a person can demonstrate that an affected unit cannot attain the carbon monoxide (CO) specifications of § 117.310(c) of this title the executive director may approve emission specifications different from the CO specifications in § 117.310(c) of this title for that unit.	[G]§ 117.335(a)(1) § 117.335(a)(4) § 117.335(b) § 117.335(c) § 117.335(d) § 117.335(f) § 117.335(f)(3) § 117.335(g) § 117.340(a) § 117.340(b)(1) § 117.340(b)(3) § 117.340(e) [G]§ 117.340(f)(2) § 117.8100(a) § 117.8100(a)(1) § 117.8100(a)(1)(A) § 117.8100(a)(1)(B) § 117.8100(a)(1)(B)(ii) ) § 117.8100(a)(1)(B)(iii) ) § 117.8100(a)(1)(C) § 117.8100(a)(2) [G]§ 117.8100(a)(3) § 117.8100(a)(4) § 117.8100(a)(5) § 117.8100(a)(5)(A) § 117.8100(a)(5)(B) [G]§	§ 117.345(a) § 117.345(f) § 117.345(f)(1) [G]§ 117.345(f)(2) § 117.345(f)(7) § 117.345(f)(8) § 117.345(f)(9) § 117.8100(a)(5)(C)	§ 117.335(b) § 117.335(g) [G]§ 117.345(b) [G]§ 117.345(c) § 117.345(d) § 117.345(d)(2) § 117.345(d)(3) § 117.345(d)(4) § 117.345(d)(5) § 117.8010 [G]§ 117.8010(1) § 117.8010(2) § 117.8010(2)(A) § 117.8010(2)(B) [G]§ 117.8010(3) § 117.8010(4) [G]§ 117.8010(5) § 117.8010(6) [G]§ 117.8010(7) [G]§ 117.8010(8) § 117.8100(c)

**Applicable Requirements Summary**

Unit Group Process ID No.	Unit Group Process Type	SOP Index No.	Pollutant	State Rule or Federal Regulation Name	Emission Limitation, Standard or Equipment Specification Citation	Textual Description (See Special Term and Condition 1.B.)	Monitoring And Testing Requirements	Recordkeeping Requirements (30 TAC § 122.144)	Reporting Requirements (30 TAC § 122.145)
							117.8100(a)(5)(D) [G]§ 117.8100(a)(5)(E) § 117.8100(a)(6) § 117.8120 § 117.8120(1) § 117.8120(1)(A)		
HRSG2	EU	R7300-ACS	NH <sub>3</sub>	30 TAC Chapter 117, Subchapter B	§ 117.310(c)(2) § 117.310(c)(2)(B) § 117.340(f)(1)	For boilers that inject urea or ammonia into the exhaust stream for NO <sub>x</sub> control, ammonia emissions must not exceed 10 ppmv at 3.0% O <sub>2</sub> , dry.	§ 117.335(a)(2) § 117.335(a)(4) § 117.335(b) § 117.335(c) § 117.335(d) § 117.335(g) § 117.340(b)(1) § 117.340(b)(3) § 117.340(d) [G]§ 117.340(f)(2) § 117.8100(a) § 117.8100(a)(1) § 117.8100(a)(1)(A) § 117.8100(a)(1)(B) § 117.8100(a)(1)(B)(ii) ) § 117.8100(a)(1)(C) § 117.8100(a)(2) [G]§ 117.8100(a)(3) § 117.8100(a)(4) § 117.8100(a)(5) § 117.8100(a)(5)(A) § 117.8100(a)(5)(B) [G]§ 117.8100(a)(5)(D) [G]§ 117.8100(a)(5)(E) § 117.8100(a)(6) § 117.8130 § 117.8130(4)	§ 117.345(a) § 117.345(f) § 117.345(f)(11) [G]§ 117.345(f)(2) § 117.345(f)(8) § 117.345(f)(9) § 117.8100(a)(5)(C)	§ 117.335(b) § 117.335(g) [G]§ 117.345(b) [G]§ 117.345(c) § 117.345(d) § 117.345(d)(2) § 117.345(d)(3) § 117.345(d)(4) § 117.345(d)(5) § 117.8010 [G]§ 117.8010(1) § 117.8010(2) § 117.8010(2)(A) § 117.8010(2)(B) [G]§ 117.8010(3) § 117.8010(4) [G]§ 117.8010(5) § 117.8010(6) [G]§ 117.8010(7) [G]§ 117.8010(8) § 117.8100(c)

**Applicable Requirements Summary**

Unit Group Process ID No.	Unit Group Process Type	SOP Index No.	Pollutant	State Rule or Federal Regulation Name	Emission Limitation, Standard or Equipment Specification Citation	Textual Description (See Special Term and Condition 1.B.)	Monitoring And Testing Requirements	Recordkeeping Requirements (30 TAC § 122.144)	Reporting Requirements (30 TAC § 122.145)
HRSG2	EU	R7300-ACS	NH <sub>3</sub>	30 TAC Chapter 117, Subchapter B	§ 117.310(c)(2) § 117.310(c)(2)(B) § 117.340(f)(1)	For duct burners that inject urea or ammonia into the exhaust stream for NO <sub>x</sub> control, ammonia emissions must not exceed 10 ppmv at 15% O <sub>2</sub> , dry.	§ 117.335(a)(2) § 117.335(a)(4) § 117.335(b) § 117.335(c) § 117.335(d) § 117.335(g) § 117.340(d) [G]§ 117.340(f)(2) § 117.8100(a) § 117.8100(a)(1) § 117.8100(a)(1)(A) § 117.8100(a)(1)(B) § 117.8100(a)(1)(B)(ii) ) § 117.8100(a)(1)(C) § 117.8100(a)(2) [G]§ 117.8100(a)(3) § 117.8100(a)(4) § 117.8100(a)(5) § 117.8100(a)(5)(A) § 117.8100(a)(5)(B) [G]§ 117.8100(a)(5)(D) [G]§ 117.8100(a)(5)(E) § 117.8100(a)(6) § 117.8130 § 117.8130(4)	§ 117.345(a) § 117.345(f) § 117.345(f)(11) [G]§ 117.345(f)(2) § 117.345(f)(8) § 117.345(f)(9) § 117.8100(a)(5)(C)	§ 117.335(b) § 117.335(g) [G]§ 117.345(b) [G]§ 117.345(c) § 117.345(d) § 117.345(d)(2) § 117.345(d)(3) § 117.345(d)(4) § 117.345(d)(5) § 117.8010 [G]§ 117.8010(1) § 117.8010(2) § 117.8010(2)(A) § 117.8010(2)(B) [G]§ 117.8010(3) § 117.8010(4) [G]§ 117.8010(5) § 117.8010(6) [G]§ 117.8010(7) [G]§ 117.8010(8) § 117.8100(c)
HRSG2	EU	R7300-ACS	NO <sub>x</sub>	30 TAC Chapter 117, Subchapter B	§ 117.310(d)(3) § 117.310(a) § 117.310(a)(1)(A) § 117.310(b) [G]§ 117.310(e)(1) § 117.310(e)(2) [G]§ 117.310(e)(3) § 117.310(e)(4) § 117.320(a) § 117.320(b)	An owner or operator may not use the alternative methods specified in §§ 117.315, 117.323 and 117.9800 to comply with the NO <sub>x</sub> emission specifications but shall use the mass emissions cap and trade program in Chapter 101, Subchapter H, Division 3,	§ 117.320(d) [G]§ 117.320(e) § 117.320(h) § 117.320(k) [G]§ 117.335(a)(1) § 117.335(a)(4) § 117.335(b) § 117.335(c) § 117.335(d) § 117.335(f)	§ 117.320(f) § 117.345(a) § 117.345(f) § 117.345(f)(1) [G]§ 117.345(f)(2) § 117.345(f)(8) § 117.345(f)(9) § 117.8100(a)(5)(C)	§ 117.320(g) § 117.335(b) § 117.335(g) [G]§ 117.345(b) [G]§ 117.345(c) § 117.345(d) § 117.345(d)(3) § 117.8010 [G]§ 117.8010(1) § 117.8010(2)

**Applicable Requirements Summary**

Unit Group Process ID No.	Unit Group Process Type	SOP Index No.	Pollutant	State Rule or Federal Regulation Name	Emission Limitation, Standard or Equipment Specification Citation	Textual Description (See Special Term and Condition 1.B.)	Monitoring And Testing Requirements	Recordkeeping Requirements (30 TAC § 122.144)	Reporting Requirements (30 TAC § 122.145)
					[G]§ 117.320(c) § 117.320(i) § 117.320(j) § 117.320(k) § 117.340(f)(1) § 117.340(l)(2) § 117.340(p)(1) § 117.340(p)(3)	except that electric generating facilities must also comply with the daily and 30-day system cap emission limitations of § 117.320. An owner or operator may use the alternative methods specified in § 117.9800 to comply with § 117.320.	§ 117.335(f)(1) § 117.335(g) § 117.340(a) § 117.340(b)(1) § 117.340(b)(3) § 117.340(c)(1) [G]§ 117.340(c)(3) [G]§ 117.340(f)(2) § 117.340(l)(2) § 117.340(o)(1) § 117.340(p)(1) § 117.8100(a) § 117.8100(a)(1) § 117.8100(a)(1)(A) § 117.8100(a)(1)(B) § 117.8100(a)(1)(B)(i) § 117.8100(a)(1)(B)(ii) ) § 117.8100(a)(1)(C) § 117.8100(a)(2) [G]§ 117.8100(a)(3) § 117.8100(a)(4) § 117.8100(a)(5) § 117.8100(a)(5)(A) § 117.8100(a)(5)(B) [G]§ 117.8100(a)(5)(D) [G]§ 117.8100(a)(5)(E) § 117.8100(a)(6)		§ 117.8010(2)(A) § 117.8010(2)(B) § 117.8010(2)(C) § 117.8010(2)(D) [G]§ 117.8010(3) § 117.8010(4) [G]§ 117.8010(5) § 117.8010(6) [G]§ 117.8010(7) [G]§ 117.8010(8) § 117.8100(c)
HRSG2	EU	R7300-ACS	NO <sub>x</sub>	30 TAC Chapter 117, Subchapter B	§ 117.310(d)(3) § 117.310(a) § 117.310(a)(10)(A) § 117.310(a)(11) § 117.310(b) [G]§ 117.310(e)(1) § 117.310(e)(2)	An owner or operator may not use the alternative methods specified in §§ 117.315, 117.323 and 117.9800 to comply with the NO <sub>x</sub> emission specifications but shall use the mass	§ 117.320(d) [G]§ 117.320(e) § 117.320(h) § 117.320(k) [G]§ 117.335(a)(1) § 117.335(a)(4) § 117.335(b)	§ 117.320(f) § 117.345(a) § 117.345(f) § 117.345(f)(1) [G]§ 117.345(f)(2) § 117.345(f)(8) § 117.345(f)(9)	§ 117.320(g) § 117.335(b) § 117.335(g) [G]§ 117.345(b) [G]§ 117.345(c) § 117.345(d) § 117.345(d)(3)

**Applicable Requirements Summary**

Unit Group Process ID No.	Unit Group Process Type	SOP Index No.	Pollutant	State Rule or Federal Regulation Name	Emission Limitation, Standard or Equipment Specification Citation	Textual Description (See Special Term and Condition 1.B.)	Monitoring And Testing Requirements	Recordkeeping Requirements (30 TAC § 122.144)	Reporting Requirements (30 TAC § 122.145)
					[G]§ 117.310(e)(3) § 117.310(e)(4) § 117.320(a) § 117.320(b) [G]§ 117.320(c) § 117.320(i) § 117.320(j) § 117.320(k) § 117.340(f)(1) § 117.340(l)(2) § 117.340(p)(1) § 117.340(p)(3)	emissions cap and trade program in Chapter 101, Subchapter H, Division 3, except that electric generating facilities must also comply with the daily and 30-day system cap emission limitations of § 117.320. An owner or operator may use the alternative methods specified in § 117.9800 to comply with § 117.320.	§ 117.335(c) § 117.335(d) § 117.335(g) § 117.340(a) § 117.340(c)(1) [G]§ 117.340(c)(3) [G]§ 117.340(f)(2) § 117.340(l)(2) § 117.340(o)(1) § 117.340(p)(1) § 117.8100(a) § 117.8100(a)(1) § 117.8100(a)(1)(A) § 117.8100(a)(1)(B) § 117.8100(a)(1)(B)(i) § 117.8100(a)(1)(B)(ii) ) § 117.8100(a)(1)(C) § 117.8100(a)(2) [G]§ 117.8100(a)(3) § 117.8100(a)(4) § 117.8100(a)(5) § 117.8100(a)(5)(A) § 117.8100(a)(5)(B) [G]§ 117.8100(a)(5)(D) [G]§ 117.8100(a)(5)(E) § 117.8100(a)(6)	§ 117.8100(a)(5)(C)	§ 117.8010 [G]§ 117.8010(1) § 117.8010(2) § 117.8010(2)(A) § 117.8010(2)(B) § 117.8010(2)(C) § 117.8010(2)(D) [G]§ 117.8010(3) § 117.8010(4) [G]§ 117.8010(5) § 117.8010(6) [G]§ 117.8010(7) [G]§ 117.8010(8) § 117.8100(c)
HRSG2	EU	60Db-1A	NO <sub>x</sub>	40 CFR Part 60, Subpart Db	§ 60.44b(a)(4)(i) § 60.44b(h) § 60.44b(i) § 60.46b(a) § 60.48b(h)	Except as in §60.44b(k), (l), on/after §60.8 test, no facility combusting natural gas and distillate oil (duct burner in a combined cycle system) shall discharge NO <sub>x</sub> in excess of 86 ng/J heat input.	§ 60.46b(c) § 60.46b(f) [G]§ 60.46b(f)(1)	[G]§ 60.49b(d) § 60.49b(o)	§ 60.49b(a) § 60.49b(a)(1) § 60.49b(a)(3) § 60.49b(b)

**Applicable Requirements Summary**

Unit Group Process ID No.	Unit Group Process Type	SOP Index No.	Pollutant	State Rule or Federal Regulation Name	Emission Limitation, Standard or Equipment Specification Citation	Textual Description (See Special Term and Condition 1.B.)	Monitoring And Testing Requirements	Recordkeeping Requirements (30 TAC § 122.144)	Reporting Requirements (30 TAC § 122.145)
HRSG2	EU	60Db-1A	PM	40 CFR Part 60, Subpart Db	§ 60.40b(a)	This subpart applies to each steam generating unit constructed, modified, or reconstructed after 6/19/84, and that has a heat input capacity from fuels combusted in the unit > 29 MW (100 MMBtu/hr).	None	[G]§ 60.49b(d) § 60.49b(o)	§ 60.49b(a) § 60.49b(a)(1) § 60.49b(a)(3)
HRSG2	EU	60Db-1A	PM (Opacity)	40 CFR Part 60, Subpart Db	§ 60.40b(a)	This subpart applies to each steam generating unit constructed, modified, or reconstructed after 6/19/84, and that has a heat input capacity from fuels combusted in the unit > 29 MW (100 MMBtu/hr).	None	[G]§ 60.49b(d) § 60.49b(o)	§ 60.49b(a) § 60.49b(a)(1) § 60.49b(a)(3)
HRSG2	EU	60Db-1A	SO <sub>2</sub>	40 CFR Part 60, Subpart Db	§ 60.40b(a)	This subpart applies to each steam generating unit constructed, modified, or reconstructed after 6/19/84, and that has a heat input capacity from fuels combusted in the unit > 29 MW (100 MMBtu/hr).	None	[G]§ 60.49b(d) § 60.49b(o)	§ 60.49b(a) § 60.49b(a)(1) § 60.49b(a)(3)
HRSG2	EU	60GG	SO <sub>2</sub>	40 CFR Part 60, Subpart GG	§ 60.333(b)	No stationary gas turbine shall burn any fuel which contains sulfur in excess of 0.8% by weight.	§ 60.334(h) § 60.334(h)(1) § 60.334(i) § 60.334(i)(2) § 60.334(j) § 60.334(j)(2)(i) § 60.334(j)(2)(iii)	§ 60.334(i) § 60.334(i)(2)	§ 60.334(j) § 60.334(j)(5)
HRSG3	EP	R1111-1	Opacity	30 TAC Chapter 111, Visible Emissions	§ 111.111(a)(1)(C) § 111.111(a)(1)(E)	Visible emissions from any stationary vent shall not exceed an opacity of 15% averaged over a six minute period for any source with a total flow rate of at least	[G]§ 111.111(a)(1)(F) ** See Periodic Monitoring Summary	None	None

**Applicable Requirements Summary**

Unit Group Process ID No.	Unit Group Process Type	SOP Index No.	Pollutant	State Rule or Federal Regulation Name	Emission Limitation, Standard or Equipment Specification Citation	Textual Description (See Special Term and Condition 1.B.)	Monitoring And Testing Requirements	Recordkeeping Requirements (30 TAC § 122.144)	Reporting Requirements (30 TAC § 122.145)
						100,000 acfm unless a CEMS is installed.			
HRSG3	EU	R7300	CO	30 TAC Chapter 117, Subchapter B	§ 117.310(c)(1) § 117.310(c)(1)(A) § 117.310(c)(3) § 117.340(f)(1)	CO emissions must not exceed 400 ppmv at 3.0% O <sub>2</sub> , dry basis.	[G]§ 117.335(a)(1) § 117.335(a)(4) § 117.335(b) § 117.335(c) § 117.335(d) § 117.335(f) § 117.335(f)(3) § 117.335(g) § 117.340(a) § 117.340(b)(1) § 117.340(b)(3) § 117.340(e) [G]§ 117.340(f)(2) § 117.8100(a) § 117.8100(a)(1) § 117.8100(a)(1)(A) § 117.8100(a)(1)(B) § 117.8100(a)(1)(B)(ii) ) § 117.8100(a)(1)(B)(iii) ) § 117.8100(a)(1)(C) § 117.8100(a)(2) [G]§ 117.8100(a)(3) § 117.8100(a)(4) § 117.8100(a)(5) § 117.8100(a)(5)(A) § 117.8100(a)(5)(B) [G]§ 117.8100(a)(5)(D) [G]§ 117.8100(a)(5)(E) § 117.8100(a)(6) § 117.8120 § 117.8120(1)	§ 117.345(a) § 117.345(f) § 117.345(f)(1) [G]§ 117.345(f)(2) § 117.345(f)(7) § 117.345(f)(8) § 117.345(f)(9) § 117.8100(a)(5)(C)	§ 117.335(b) § 117.335(g) [G]§ 117.345(b) [G]§ 117.345(c) § 117.345(d) § 117.345(d)(2) § 117.345(d)(3) § 117.345(d)(4) § 117.345(d)(5) § 117.8010 [G]§ 117.8010(1) § 117.8010(2) § 117.8010(2)(A) § 117.8010(2)(B) [G]§ 117.8010(3) § 117.8010(4) [G]§ 117.8010(5) § 117.8010(6) [G]§ 117.8010(7) [G]§ 117.8010(8) § 117.8100(c)

**Applicable Requirements Summary**

Unit Group Process ID No.	Unit Group Process Type	SOP Index No.	Pollutant	State Rule or Federal Regulation Name	Emission Limitation, Standard or Equipment Specification Citation	Textual Description (See Special Term and Condition 1.B.)	Monitoring And Testing Requirements	Recordkeeping Requirements (30 TAC § 122.144)	Reporting Requirements (30 TAC § 122.145)
							§ 117.8120(1)(A)		
HRSG3	EU	R7300	NH <sub>3</sub>	30 TAC Chapter 117, Subchapter B	§ 117.310(c)(2) § 117.310(c)(2)(B) § 117.340(f)(1)	For boilers that inject urea or ammonia into the exhaust stream for NO <sub>x</sub> control, ammonia emissions must not exceed 10 ppmv at 3.0% O <sub>2</sub> , dry.	§ 117.335(a)(2) § 117.335(a)(4) § 117.335(b) § 117.335(c) § 117.335(d) § 117.335(g) § 117.340(b)(1) § 117.340(b)(3) § 117.340(d) [G]§ 117.340(f)(2) § 117.8100(a) § 117.8100(a)(1) § 117.8100(a)(1)(A) § 117.8100(a)(1)(B) § 117.8100(a)(1)(B)(ii) § 117.8100(a)(1)(C) § 117.8100(a)(2) [G]§ 117.8100(a)(3) § 117.8100(a)(4) § 117.8100(a)(5) § 117.8100(a)(5)(A) § 117.8100(a)(5)(B) [G]§ 117.8100(a)(5)(D) [G]§ 117.8100(a)(5)(E) § 117.8100(a)(6) § 117.8130 § 117.8130(4)	§ 117.345(a) § 117.345(f) § 117.345(f)(11) [G]§ 117.345(f)(2) § 117.345(f)(8) § 117.345(f)(9) § 117.8100(a)(5)(C)	§ 117.335(b) § 117.335(g) [G]§ 117.345(b) [G]§ 117.345(c) § 117.345(d) § 117.345(d)(2) § 117.345(d)(3) § 117.345(d)(4) § 117.345(d)(5) § 117.8010 [G]§ 117.8010(1) § 117.8010(2) § 117.8010(2)(A) § 117.8010(2)(B) [G]§ 117.8010(3) § 117.8010(4) [G]§ 117.8010(5) § 117.8010(6) [G]§ 117.8010(7) [G]§ 117.8010(8) § 117.8100(c)
HRSG3	EU	R7300	NO <sub>x</sub>	30 TAC Chapter 117, Subchapter B	§ 117.310(d)(3) § 117.310(a) § 117.310(a)(1)(A) § 117.310(b) [G]§ 117.310(e)(1) § 117.310(e)(2)	An owner or operator may not use the alternative methods specified in §§ 117.315, 117.323 and 117.9800 to comply with the NO <sub>x</sub> emission specifications	§ 117.320(d) [G]§ 117.320(e) § 117.320(h) § 117.320(k) [G]§ 117.335(a)(1) § 117.335(a)(4)	§ 117.320(f) § 117.345(a) § 117.345(f) § 117.345(f)(1) [G]§ 117.345(f)(2) § 117.345(f)(8)	§ 117.320(g) § 117.335(b) § 117.335(g) [G]§ 117.345(b) [G]§ 117.345(c) § 117.345(d)



**Applicable Requirements Summary**

Unit Group Process ID No.	Unit Group Process Type	SOP Index No.	Pollutant	State Rule or Federal Regulation Name	Emission Limitation, Standard or Equipment Specification Citation	Textual Description (See Special Term and Condition 1.B.)	Monitoring And Testing Requirements	Recordkeeping Requirements (30 TAC § 122.144)	Reporting Requirements (30 TAC § 122.145)
					[G]§ 117.310(e)(3) § 117.310(e)(4) § 117.320(a) § 117.320(b) [G]§ 117.320(c) § 117.320(i) § 117.320(j) § 117.320(k) § 117.340(f)(1) § 117.340(l)(2) § 117.340(p)(1) § 117.340(p)(3)	but shall use the mass emissions cap and trade program in Chapter 101, Subchapter H, Division 3, except that electric generating facilities must also comply with the daily and 30-day system cap emission limitations of § 117.320. An owner or operator may use the alternative methods specified in § 117.9800 to comply with § 117.320.	§ 117.335(b) § 117.335(c) § 117.335(d) § 117.335(f) § 117.335(f)(1) § 117.335(g) § 117.340(a) § 117.340(b)(1) § 117.340(b)(3) § 117.340(c)(1) [G]§ 117.340(c)(3) [G]§ 117.340(f)(2) § 117.340(l)(2) § 117.340(o)(1) § 117.340(p)(1) § 117.8100(a) § 117.8100(a)(1) § 117.8100(a)(1)(A) § 117.8100(a)(1)(B) § 117.8100(a)(1)(B)(i) § 117.8100(a)(1)(B)(ii) ) § 117.8100(a)(1)(C) § 117.8100(a)(2) [G]§ 117.8100(a)(3) § 117.8100(a)(4) § 117.8100(a)(5) § 117.8100(a)(5)(A) § 117.8100(a)(5)(B) [G]§ 117.8100(a)(5)(D) [G]§ 117.8100(a)(5)(E) § 117.8100(a)(6)	§ 117.345(f)(9) § 117.8100(a)(5)(C)	§ 117.345(d)(3) § 117.8010 [G]§ 117.8010(1) § 117.8010(2) § 117.8010(2)(A) § 117.8010(2)(B) § 117.8010(2)(C) § 117.8010(2)(D) [G]§ 117.8010(3) § 117.8010(4) [G]§ 117.8010(5) § 117.8010(6) [G]§ 117.8010(7) [G]§ 117.8010(8) § 117.8100(c)
HRSG3	EU	R7300-1	CO	30 TAC Chapter 117, Subchapter B	§ 117.310(c)(1) § 117.310(c)(1)(A) § 117.340(f)(1)	CO emissions must not exceed 400 ppmv at 3.0% O <sub>2</sub> , dry basis.	[G]§ 117.335(a)(1) § 117.335(a)(4) § 117.335(b)	§ 117.345(a) § 117.345(f) § 117.345(f)(1)	§ 117.335(b) § 117.335(g) [G]§ 117.345(b)

**Applicable Requirements Summary**

Unit Group Process ID No.	Unit Group Process Type	SOP Index No.	Pollutant	State Rule or Federal Regulation Name	Emission Limitation, Standard or Equipment Specification Citation	Textual Description (See Special Term and Condition 1.B.)	Monitoring And Testing Requirements	Recordkeeping Requirements (30 TAC § 122.144)	Reporting Requirements (30 TAC § 122.145)
							§ 117.335(c) § 117.335(d) § 117.335(f) § 117.335(f)(3) § 117.335(g) § 117.340(a) § 117.340(e) [G]§ 117.340(f)(2) § 117.8100(a) § 117.8100(a)(1) § 117.8100(a)(1)(A) § 117.8100(a)(1)(B) § 117.8100(a)(1)(B)(ii) ) § 117.8100(a)(1)(B)(iii) ) § 117.8100(a)(1)(C) § 117.8100(a)(2) [G]§ 117.8100(a)(3) § 117.8100(a)(4) § 117.8100(a)(5) § 117.8100(a)(5)(A) § 117.8100(a)(5)(B) [G]§ 117.8100(a)(5)(D) [G]§ 117.8100(a)(5)(E) § 117.8100(a)(6) § 117.8120 § 117.8120(1) § 117.8120(1)(A)	[G]§ 117.345(f)(2) § 117.345(f)(7) § 117.345(f)(8) § 117.345(f)(9) § 117.8100(a)(5)(C)	[G]§ 117.345(c) § 117.345(d) § 117.345(d)(2) § 117.345(d)(3) § 117.345(d)(4) § 117.345(d)(5) § 117.8010 [G]§ 117.8010(1) § 117.8010(2) § 117.8010(2)(A) § 117.8010(2)(B) [G]§ 117.8010(3) § 117.8010(4) [G]§ 117.8010(5) § 117.8010(6) [G]§ 117.8010(7) [G]§ 117.8010(8) § 117.8100(c)
HRSG3	EU	R7300-1	NH <sub>3</sub>	30 TAC Chapter 117, Subchapter B	§ 117.310(c)(2) § 117.310(c)(2)(B) § 117.340(f)(1)	For duct burners that inject urea or ammonia into the exhaust stream for NO <sub>x</sub> control, ammonia emissions must not exceed 10 ppmv at 15% O <sub>2</sub> , dry.	§ 117.335(a)(2) § 117.335(a)(4) § 117.335(b) § 117.335(c) § 117.335(d) § 117.335(g)	§ 117.345(a) § 117.345(f) § 117.345(f)(11) [G]§ 117.345(f)(2) § 117.345(f)(8) § 117.345(f)(9)	§ 117.335(b) § 117.335(g) [G]§ 117.345(b) [G]§ 117.345(c) § 117.345(d) § 117.345(d)(2)

**Applicable Requirements Summary**

Unit Group Process ID No.	Unit Group Process Type	SOP Index No.	Pollutant	State Rule or Federal Regulation Name	Emission Limitation, Standard or Equipment Specification Citation	Textual Description (See Special Term and Condition 1.B.)	Monitoring And Testing Requirements	Recordkeeping Requirements (30 TAC § 122.144)	Reporting Requirements (30 TAC § 122.145)
							§ 117.340(d) [G]§ 117.340(f)(2) § 117.8100(a) § 117.8100(a)(1) § 117.8100(a)(1)(A) § 117.8100(a)(1)(B) § 117.8100(a)(1)(B)(ii) § 117.8100(a)(1)(C) § 117.8100(a)(2) [G]§ 117.8100(a)(3) § 117.8100(a)(4) § 117.8100(a)(5) § 117.8100(a)(5)(A) § 117.8100(a)(5)(B) [G]§ 117.8100(a)(5)(D) [G]§ 117.8100(a)(5)(E) § 117.8100(a)(6) § 117.8130 § 117.8130(4)	§ 117.8100(a)(5)(C)	§ 117.345(d)(3) § 117.345(d)(4) § 117.345(d)(5) § 117.8010 [G]§ 117.8010(1) § 117.8010(2) § 117.8010(2)(A) § 117.8010(2)(B) [G]§ 117.8010(3) § 117.8010(4) [G]§ 117.8010(5) § 117.8010(6) [G]§ 117.8010(7) [G]§ 117.8010(8) § 117.8100(c)
HRSG3	EU	R7300-1	NO <sub>x</sub>	30 TAC Chapter 117, Subchapter B	§ 117.310(d)(3) § 117.310(a) § 117.310(a)(10)(A) § 117.310(a)(11) § 117.310(b) [G]§ 117.310(e)(1) § 117.310(e)(2) [G]§ 117.310(e)(3) § 117.310(e)(4) § 117.320(a) § 117.320(b) [G]§ 117.320(c) § 117.320(i) § 117.320(j) § 117.320(k) § 117.340(f)(1)	An owner or operator may not use the alternative methods specified in §§ 117.315, 117.323 and 117.9800 to comply with the NO <sub>x</sub> emission specifications but shall use the mass emissions cap and trade program in Chapter 101, Subchapter H, Division 3, except that electric generating facilities must also comply with the daily and 30-day system cap emission limitations of § 117.320. An owner or	§ 117.320(d) [G]§ 117.320(e) § 117.320(h) § 117.320(k) [G]§ 117.335(a)(1) § 117.335(a)(4) § 117.335(b) § 117.335(c) § 117.335(d) § 117.335(g) § 117.340(a) § 117.340(c)(1) [G]§ 117.340(c)(3) [G]§ 117.340(f)(2) § 117.340(l)(2) § 117.340(o)(1)	§ 117.320(f) § 117.345(a) § 117.345(f) § 117.345(f)(1) [G]§ 117.345(f)(2) § 117.345(f)(8) § 117.345(f)(9) § 117.8100(a)(5)(C)	§ 117.320(g) § 117.335(b) § 117.335(g) [G]§ 117.345(b) [G]§ 117.345(c) § 117.345(d) § 117.345(d)(3) § 117.8010 [G]§ 117.8010(1) § 117.8010(2) § 117.8010(2)(A) § 117.8010(2)(B) § 117.8010(2)(C) § 117.8010(2)(D) [G]§ 117.8010(3) § 117.8010(4)

**Applicable Requirements Summary**

Unit Group Process ID No.	Unit Group Process Type	SOP Index No.	Pollutant	State Rule or Federal Regulation Name	Emission Limitation, Standard or Equipment Specification Citation	Textual Description (See Special Term and Condition 1.B.)	Monitoring And Testing Requirements	Recordkeeping Requirements (30 TAC § 122.144)	Reporting Requirements (30 TAC § 122.145)
					§ 117.340(l)(2) § 117.340(p)(1) § 117.340(p)(3)	operator may use the alternative methods specified in § 117.9800 to comply with § 117.320.	§ 117.340(p)(1) § 117.8100(a) § 117.8100(a)(1) § 117.8100(a)(1)(A) § 117.8100(a)(1)(B) § 117.8100(a)(1)(B)(i) § 117.8100(a)(1)(B)(ii) ) § 117.8100(a)(1)(C) § 117.8100(a)(2) [G]§ 117.8100(a)(3) § 117.8100(a)(4) § 117.8100(a)(5) § 117.8100(a)(5)(A) § 117.8100(a)(5)(B) [G]§ 117.8100(a)(5)(D) [G]§ 117.8100(a)(5)(E) § 117.8100(a)(6)		[G]§ 117.8010(5) § 117.8010(6) [G]§ 117.8010(7) [G]§ 117.8010(8) § 117.8100(c)
HRS3	EU	R7300-ACS	CO	30 TAC Chapter 117, Subchapter B	§ 117.325(a) § 117.340(f)(1)	Where a person can demonstrate that an affected unit cannot attain the carbon monoxide (CO) specifications of § 117.310(c) of this title the executive director may approve emission specifications different from the CO specifications in § 117.310(c) of this title for that unit.	[G]§ 117.335(a)(1) § 117.335(a)(4) § 117.335(b) § 117.335(c) § 117.335(d) § 117.335(f) § 117.335(f)(3) § 117.335(g) § 117.340(a) § 117.340(b)(1) § 117.340(b)(3) § 117.340(e) [G]§ 117.340(f)(2) § 117.8100(a) § 117.8100(a)(1) § 117.8100(a)(1)(A) § 117.8100(a)(1)(B)	§ 117.345(a) § 117.345(f) § 117.345(f)(1) [G]§ 117.345(f)(2) § 117.345(f)(7) § 117.345(f)(8) § 117.345(f)(9) § 117.8100(a)(5)(C)	§ 117.335(b) § 117.335(g) [G]§ 117.345(b) [G]§ 117.345(c) § 117.345(d) § 117.345(d)(2) § 117.345(d)(3) § 117.345(d)(4) § 117.345(d)(5) § 117.8010 [G]§ 117.8010(1) § 117.8010(2) § 117.8010(2)(A) § 117.8010(2)(B) [G]§ 117.8010(3) § 117.8010(4) [G]§ 117.8010(5)

**Applicable Requirements Summary**

Unit Group Process ID No.	Unit Group Process Type	SOP Index No.	Pollutant	State Rule or Federal Regulation Name	Emission Limitation, Standard or Equipment Specification Citation	Textual Description (See Special Term and Condition 1.B.)	Monitoring And Testing Requirements	Recordkeeping Requirements (30 TAC § 122.144)	Reporting Requirements (30 TAC § 122.145)
							§ 117.8100(a)(1)(B)(ii) ) § 117.8100(a)(1)(B)(iii) ) § 117.8100(a)(1)(C) § 117.8100(a)(2) [G]§ 117.8100(a)(3) § 117.8100(a)(4) § 117.8100(a)(5) § 117.8100(a)(5)(A) § 117.8100(a)(5)(B) [G]§ 117.8100(a)(5)(D) [G]§ 117.8100(a)(5)(E) § 117.8100(a)(6) § 117.8120 § 117.8120(1) § 117.8120(1)(A)		§ 117.8010(6) [G]§ 117.8010(7) [G]§ 117.8010(8) § 117.8100(c)
HRSG3	EU	R7300-ACS	CO	30 TAC Chapter 117, Subchapter B	§ 117.325(a) § 117.340(f)(1)	Where a person can demonstrate that an affected unit cannot attain the carbon monoxide (CO) specifications of § 117.310(c) of this title the executive director may approve emission specifications different from the CO specifications in § 117.310(c) of this title for that unit.	[G]§ 117.335(a)(1) § 117.335(a)(4) § 117.335(b) § 117.335(c) § 117.335(d) § 117.335(f) § 117.335(f)(3) § 117.335(g) § 117.340(a) § 117.340(e) [G]§ 117.340(f)(2) § 117.8100(a) § 117.8100(a)(1) § 117.8100(a)(1)(A) § 117.8100(a)(1)(B) § 117.8100(a)(1)(B)(ii) )	§ 117.345(a) § 117.345(f) § 117.345(f)(1) [G]§ 117.345(f)(2) § 117.345(f)(7) § 117.345(f)(8) § 117.345(f)(9) § 117.8100(a)(5)(C)	§ 117.335(b) § 117.335(g) [G]§ 117.345(b) [G]§ 117.345(c) § 117.345(d) § 117.345(d)(2) § 117.345(d)(3) § 117.345(d)(4) § 117.345(d)(5) § 117.8010 [G]§ 117.8010(1) § 117.8010(2) § 117.8010(2)(A) § 117.8010(2)(B) [G]§ 117.8010(3) § 117.8010(4) [G]§ 117.8010(5) § 117.8010(6)

**Applicable Requirements Summary**

Unit Group Process ID No.	Unit Group Process Type	SOP Index No.	Pollutant	State Rule or Federal Regulation Name	Emission Limitation, Standard or Equipment Specification Citation	Textual Description (See Special Term and Condition 1.B.)	Monitoring And Testing Requirements	Recordkeeping Requirements (30 TAC § 122.144)	Reporting Requirements (30 TAC § 122.145)
							§ 117.8100(a)(1)(B)(iii) ) § 117.8100(a)(1)(C) § 117.8100(a)(2) [G]§ 117.8100(a)(3) § 117.8100(a)(4) § 117.8100(a)(5) § 117.8100(a)(5)(A) § 117.8100(a)(5)(B) [G]§ 117.8100(a)(5)(D) [G]§ 117.8100(a)(5)(E) § 117.8100(a)(6) § 117.8120 § 117.8120(1) § 117.8120(1)(A)		[G]§ 117.8010(7) [G]§ 117.8010(8) § 117.8100(c)
HRSG3	EU	R7300-ACS	NH <sub>3</sub>	30 TAC Chapter 117, Subchapter B	§ 117.310(c)(2) § 117.310(c)(2)(B) § 117.340(f)(1)	For boilers that inject urea or ammonia into the exhaust stream for NO <sub>x</sub> control, ammonia emissions must not exceed 10 ppmv at 3.0% O <sub>2</sub> , dry.	§ 117.335(a)(2) § 117.335(a)(4) § 117.335(b) § 117.335(c) § 117.335(d) § 117.335(g) § 117.340(b)(1) § 117.340(b)(3) § 117.340(d) [G]§ 117.340(f)(2) § 117.8100(a) § 117.8100(a)(1) § 117.8100(a)(1)(A) § 117.8100(a)(1)(B) § 117.8100(a)(1)(B)(ii) ) § 117.8100(a)(1)(C) § 117.8100(a)(2) [G]§ 117.8100(a)(3) § 117.8100(a)(4)	§ 117.345(a) § 117.345(f) § 117.345(f)(11) [G]§ 117.345(f)(2) § 117.345(f)(8) § 117.345(f)(9) § 117.8100(a)(5)(C)	§ 117.335(b) § 117.335(g) [G]§ 117.345(b) [G]§ 117.345(c) § 117.345(d) § 117.345(d)(2) § 117.345(d)(3) § 117.345(d)(4) § 117.345(d)(5) § 117.8010 [G]§ 117.8010(1) § 117.8010(2) § 117.8010(2)(A) § 117.8010(2)(B) [G]§ 117.8010(3) § 117.8010(4) [G]§ 117.8010(5) § 117.8010(6) [G]§ 117.8010(7) [G]§ 117.8010(8) § 117.8100(c)

**Applicable Requirements Summary**

Unit Group Process ID No.	Unit Group Process Type	SOP Index No.	Pollutant	State Rule or Federal Regulation Name	Emission Limitation, Standard or Equipment Specification Citation	Textual Description (See Special Term and Condition 1.B.)	Monitoring And Testing Requirements	Recordkeeping Requirements (30 TAC § 122.144)	Reporting Requirements (30 TAC § 122.145)
							§ 117.8100(a)(5) § 117.8100(a)(5)(A) § 117.8100(a)(5)(B) [G]§ 117.8100(a)(5)(D) [G]§ 117.8100(a)(5)(E) § 117.8100(a)(6) § 117.8130 § 117.8130(4)		
HRSG3	EU	R7300-ACS	NH <sub>3</sub>	30 TAC Chapter 117, Subchapter B	§ 117.310(c)(2) § 117.310(c)(2)(B) § 117.340(f)(1)	For duct burners that inject urea or ammonia into the exhaust stream for NO <sub>x</sub> control, ammonia emissions must not exceed 10 ppmv at 15% O <sub>2</sub> , dry.	§ 117.335(a)(2) § 117.335(a)(4) § 117.335(b) § 117.335(c) § 117.335(d) § 117.335(g) § 117.340(d) [G]§ 117.340(f)(2) § 117.8100(a) § 117.8100(a)(1) § 117.8100(a)(1)(A) § 117.8100(a)(1)(B) § 117.8100(a)(1)(B)(ii) ) § 117.8100(a)(1)(C) § 117.8100(a)(2) [G]§ 117.8100(a)(3) § 117.8100(a)(4) § 117.8100(a)(5) § 117.8100(a)(5)(A) § 117.8100(a)(5)(B) [G]§ 117.8100(a)(5)(D) [G]§ 117.8100(a)(5)(E) § 117.8100(a)(6) § 117.8130 § 117.8130(4)	§ 117.345(a) § 117.345(f) § 117.345(f)(11) [G]§ 117.345(f)(2) § 117.345(f)(8) § 117.345(f)(9) § 117.8100(a)(5)(C)	§ 117.335(b) § 117.335(g) [G]§ 117.345(b) [G]§ 117.345(c) § 117.345(d) § 117.345(d)(2) § 117.345(d)(3) § 117.345(d)(4) § 117.345(d)(5) § 117.8010 [G]§ 117.8010(1) § 117.8010(2) § 117.8010(2)(A) § 117.8010(2)(B) [G]§ 117.8010(3) § 117.8010(4) [G]§ 117.8010(5) § 117.8010(6) [G]§ 117.8010(7) [G]§ 117.8010(8) § 117.8100(c)

**Applicable Requirements Summary**

Unit Group Process ID No.	Unit Group Process Type	SOP Index No.	Pollutant	State Rule or Federal Regulation Name	Emission Limitation, Standard or Equipment Specification Citation	Textual Description (See Special Term and Condition 1.B.)	Monitoring And Testing Requirements	Recordkeeping Requirements (30 TAC § 122.144)	Reporting Requirements (30 TAC § 122.145)
HRSG3	EU	R7300-ACS	NO <sub>x</sub>	30 TAC Chapter 117, Subchapter B	§ 117.310(d)(3) § 117.310(a) § 117.310(a)(1)(A) § 117.310(b) [G]§ 117.310(e)(1) § 117.310(e)(2) [G]§ 117.310(e)(3) § 117.310(e)(4) § 117.320(a) § 117.320(b) [G]§ 117.320(c) § 117.320(i) § 117.320(j) § 117.320(k) § 117.340(f)(1) § 117.340(l)(2) § 117.340(p)(1) § 117.340(p)(3)	An owner or operator may not use the alternative methods specified in §§ 117.315, 117.323 and 117.9800 to comply with the NO <sub>x</sub> emission specifications but shall use the mass emissions cap and trade program in Chapter 101, Subchapter H, Division 3, except that electric generating facilities must also comply with the daily and 30-day system cap emission limitations of § 117.320. An owner or operator may use the alternative methods specified in § 117.9800 to comply with § 117.320.	§ 117.320(d) [G]§ 117.320(e) § 117.320(h) § 117.320(k) [G]§ 117.335(a)(1) § 117.335(a)(4) § 117.335(b) § 117.335(c) § 117.335(d) § 117.335(f) § 117.335(f)(1) § 117.335(g) § 117.340(a) § 117.340(b)(1) § 117.340(b)(3) § 117.340(c)(1) [G]§ 117.340(c)(3) [G]§ 117.340(f)(2) § 117.340(l)(2) § 117.340(o)(1) § 117.340(p)(1) § 117.8100(a) § 117.8100(a)(1) § 117.8100(a)(1)(A) § 117.8100(a)(1)(B) § 117.8100(a)(1)(B)(i) § 117.8100(a)(1)(B)(ii) § 117.8100(a)(1)(C) § 117.8100(a)(2) [G]§ 117.8100(a)(3) § 117.8100(a)(4) § 117.8100(a)(5) § 117.8100(a)(5)(A) § 117.8100(a)(5)(B) [G]§ 117.8100(a)(5)(D) [G]§	§ 117.320(f) § 117.345(a) § 117.345(f) § 117.345(f)(1) [G]§ 117.345(f)(2) § 117.345(f)(8) § 117.345(f)(9) § 117.8100(a)(5)(C)	§ 117.320(g) § 117.335(b) § 117.335(g) [G]§ 117.345(b) [G]§ 117.345(c) § 117.345(d) § 117.345(d)(3) § 117.8010 [G]§ 117.8010(1) § 117.8010(2) § 117.8010(2)(A) § 117.8010(2)(B) § 117.8010(2)(C) § 117.8010(2)(D) [G]§ 117.8010(3) § 117.8010(4) [G]§ 117.8010(5) § 117.8010(6) [G]§ 117.8010(7) [G]§ 117.8010(8) § 117.8100(c)



**Applicable Requirements Summary**

Unit Group Process ID No.	Unit Group Process Type	SOP Index No.	Pollutant	State Rule or Federal Regulation Name	Emission Limitation, Standard or Equipment Specification Citation	Textual Description (See Special Term and Condition 1.B.)	Monitoring And Testing Requirements	Recordkeeping Requirements (30 TAC § 122.144)	Reporting Requirements (30 TAC § 122.145)
							117.8100(a)(5)(E) § 117.8100(a)(6)		
HRSG3	EU	R7300-ACS	NO <sub>x</sub>	30 TAC Chapter 117, Subchapter B	§ 117.310(d)(3) § 117.310(a) § 117.310(a)(10)(A) § 117.310(a)(11) § 117.310(b) [G]§ 117.310(e)(1) § 117.310(e)(2) [G]§ 117.310(e)(3) § 117.310(e)(4) § 117.320(a) § 117.320(b) [G]§ 117.320(c) § 117.320(i) § 117.320(j) § 117.320(k) § 117.340(f)(1) § 117.340(l)(2) § 117.340(p)(1) § 117.340(p)(3)	An owner or operator may not use the alternative methods specified in §§ 117.315, 117.323 and 117.9800 to comply with the NO <sub>x</sub> emission specifications but shall use the mass emissions cap and trade program in Chapter 101, Subchapter H, Division 3, except that electric generating facilities must also comply with the daily and 30-day system cap emission limitations of § 117.320. An owner or operator may use the alternative methods specified in § 117.9800 to comply with § 117.320.	§ 117.320(d) [G]§ 117.320(e) § 117.320(h) § 117.320(k) [G]§ 117.335(a)(1) § 117.335(a)(4) § 117.335(b) § 117.335(c) § 117.335(d) § 117.335(g) § 117.340(a) § 117.340(c)(1) [G]§ 117.340(c)(3) [G]§ 117.340(f)(2) § 117.340(l)(2) § 117.340(o)(1) § 117.340(p)(1) § 117.8100(a) § 117.8100(a)(1) § 117.8100(a)(1)(A) § 117.8100(a)(1)(B) § 117.8100(a)(1)(B)(i) § 117.8100(a)(1)(B)(ii) ) § 117.8100(a)(1)(C) § 117.8100(a)(2) [G]§ 117.8100(a)(3) § 117.8100(a)(4) § 117.8100(a)(5) § 117.8100(a)(5)(A) § 117.8100(a)(5)(B) [G]§ 117.8100(a)(5)(D) [G]§ 117.8100(a)(5)(E)	§ 117.320(f) § 117.345(a) § 117.345(f) § 117.345(f)(1) [G]§ 117.345(f)(2) § 117.345(f)(8) § 117.345(f)(9) § 117.8100(a)(5)(C)	§ 117.320(g) § 117.335(b) § 117.335(g) [G]§ 117.345(b) [G]§ 117.345(c) § 117.345(d) § 117.345(d)(3) § 117.8010 [G]§ 117.8010(1) § 117.8010(2) § 117.8010(2)(A) § 117.8010(2)(B) § 117.8010(2)(C) § 117.8010(2)(D) [G]§ 117.8010(3) § 117.8010(4) [G]§ 117.8010(5) § 117.8010(6) [G]§ 117.8010(7) [G]§ 117.8010(8) § 117.8100(c)

**Applicable Requirements Summary**

Unit Group Process ID No.	Unit Group Process Type	SOP Index No.	Pollutant	State Rule or Federal Regulation Name	Emission Limitation, Standard or Equipment Specification Citation	Textual Description (See Special Term and Condition 1.B.)	Monitoring And Testing Requirements	Recordkeeping Requirements (30 TAC § 122.144)	Reporting Requirements (30 TAC § 122.145)
							§ 117.8100(a)(6)		
HRSG3	EU	60Db-1A	NO <sub>x</sub>	40 CFR Part 60, Subpart Db	§ 60.44b(a)(4)(i) § 60.44b(h) § 60.44b(i) § 60.46b(a) § 60.48b(h)	Except as in §60.44b(k), (l), on/after §60.8 test, no facility combusting natural gas and distillate oil (duct burner in a combined cycle system) shall discharge NO <sub>x</sub> in excess of 86 ng/J heat input.	§ 60.46b(c) § 60.46b(f) [G]§ 60.46b(f)(1)	[G]§ 60.49b(d) § 60.49b(o)	§ 60.49b(a) § 60.49b(a)(1) § 60.49b(a)(3) § 60.49b(b)
HRSG3	EU	60Db-1A	PM	40 CFR Part 60, Subpart Db	§ 60.40b(a)	This subpart applies to each steam generating unit constructed, modified, or reconstructed after 6/19/84, and that has a heat input capacity from fuels combusted in the unit > 29 MW (100 MMBtu/hr).	None	[G]§ 60.49b(d) § 60.49b(o)	§ 60.49b(a) § 60.49b(a)(1) § 60.49b(a)(3)
HRSG3	EU	60Db-1A	PM (Opacity)	40 CFR Part 60, Subpart Db	§ 60.40b(a)	This subpart applies to each steam generating unit constructed, modified, or reconstructed after 6/19/84, and that has a heat input capacity from fuels combusted in the unit > 29 MW (100 MMBtu/hr).	None	[G]§ 60.49b(d) § 60.49b(o)	§ 60.49b(a) § 60.49b(a)(1) § 60.49b(a)(3)
HRSG3	EU	60Db-1A	SO <sub>2</sub>	40 CFR Part 60, Subpart Db	§ 60.40b(a)	This subpart applies to each steam generating unit constructed, modified, or reconstructed after 6/19/84, and that has a heat input capacity from fuels combusted in the unit > 29 MW (100 MMBtu/hr).	None	[G]§ 60.49b(d) § 60.49b(o)	§ 60.49b(a) § 60.49b(a)(1) § 60.49b(a)(3)
HRSG3	EU	60GG	SO <sub>2</sub>	40 CFR Part 60, Subpart GG	§ 60.333(b)	No stationary gas turbine shall burn any fuel which contains sulfur in excess of	§ 60.334(h) § 60.334(h)(1) § 60.334(i)	§ 60.334(i) § 60.334(i)(2)	§ 60.334(j) § 60.334(j)(5)

**Applicable Requirements Summary**

Unit Group Process ID No.	Unit Group Process Type	SOP Index No.	Pollutant	State Rule or Federal Regulation Name	Emission Limitation, Standard or Equipment Specification Citation	Textual Description (See Special Term and Condition 1.B.)	Monitoring And Testing Requirements	Recordkeeping Requirements (30 TAC § 122.144)	Reporting Requirements (30 TAC § 122.145)
						0.8% by weight.	§ 60.334(i)(2) § 60.334(j) § 60.334(j)(2)(i) § 60.334(j)(2)(iii)		
HRSG4	EP	R1111-1	Opacity	30 TAC Chapter 111, Visible Emissions	§ 111.111(a)(1)(C) § 111.111(a)(1)(E)	Visible emissions from any stationary vent shall not exceed an opacity of 15% averaged over a six minute period for any source with a total flow rate of at least 100,000 acfm unless a CEMS is installed.	[G]§ 111.111(a)(1)(F) ** See Periodic Monitoring Summary	None	None
HRSG4	EP	R5720	Highly Reactive VOC	30 TAC Chapter 115, HRVOC Vent Gas	§ 115.722(c)(1) § 115.722(c)(3) § 115.725(a)(1)(A) § 115.725(a)(1)(B) § 115.725(a)(1)(C) § 115.725(a)(3) [G]§ 115.725(a)(4) [G]§ 115.725(l) § 115.725(n) [G]§ 115.726(a)(2)	HRVOC emissions at each site located in Harris County that is subject to this division or Division 2 of this subchapter must not exceed 1,200 pounds of HRVOC per one-hour block period from any flare, vent, pressure relief valve, cooling tower, or any combination.	§ 115.725(a) § 115.725(a)(1)(A) § 115.725(a)(1)(B) § 115.725(a)(1)(C) § 115.725(a)(3) § 115.725(a)(3)(A) [G]§ 115.725(a)(4) § 115.725(a)(5)	§ 115.726(b)(1) § 115.726(b)(2) § 115.726(b)(3) [G]§ 115.726(h) § 115.726(i) § 115.726(j)(1) § 115.726(j)(2)	[G]§ 115.725(a)(4) § 115.725(a)(5) § 115.725(n) [G]§ 115.726(a)(2)
HRSG4	EU	R7300	CO	30 TAC Chapter 117, Subchapter B	§ 117.310(c)(1) § 117.310(c)(1)(A) § 117.310(c)(3) § 117.340(f)(1)	CO emissions must not exceed 400 ppmv at 3.0% O <sub>2</sub> , dry basis.	[G]§ 117.335(a)(1) § 117.335(a)(4) § 117.335(b) § 117.335(c) § 117.335(d) § 117.335(f) § 117.335(f)(3) § 117.335(g) § 117.340(a) § 117.340(b)(1) § 117.340(b)(3) § 117.340(e) [G]§ 117.340(f)(2) § 117.8100(a) § 117.8100(a)(1)	§ 117.345(a) § 117.345(f) § 117.345(f)(1) [G]§ 117.345(f)(2) § 117.345(f)(7) § 117.345(f)(8) § 117.345(f)(9) § 117.8100(a)(5)(C)	§ 117.335(b) § 117.335(g) [G]§ 117.345(b) [G]§ 117.345(c) § 117.345(d) § 117.345(d)(2) § 117.345(d)(3) § 117.345(d)(4) § 117.345(d)(5) § 117.8010 [G]§ 117.8010(1) § 117.8010(2) § 117.8010(2)(A) § 117.8010(2)(B) [G]§ 117.8010(3)

**Applicable Requirements Summary**

Unit Group Process ID No.	Unit Group Process Type	SOP Index No.	Pollutant	State Rule or Federal Regulation Name	Emission Limitation, Standard or Equipment Specification Citation	Textual Description (See Special Term and Condition 1.B.)	Monitoring And Testing Requirements	Recordkeeping Requirements (30 TAC § 122.144)	Reporting Requirements (30 TAC § 122.145)
							§ 117.8100(a)(1)(A) § 117.8100(a)(1)(B) § 117.8100(a)(1)(B)(ii) ) § 117.8100(a)(1)(B)(iii) ) § 117.8100(a)(1)(C) § 117.8100(a)(2) [G]§ 117.8100(a)(3) § 117.8100(a)(4) § 117.8100(a)(5) § 117.8100(a)(5)(A) § 117.8100(a)(5)(B) [G]§ 117.8100(a)(5)(D) [G]§ 117.8100(a)(5)(E) § 117.8100(a)(6) § 117.8120 § 117.8120(1) § 117.8120(1)(A)		§ 117.8010(4) [G]§ 117.8010(5) § 117.8010(6) [G]§ 117.8010(7) [G]§ 117.8010(8) § 117.8100(c)
HRSG4	EU	R7300	NO <sub>x</sub>	30 TAC Chapter 117, Subchapter B	§ 117.310(d)(3) § 117.310(a) § 117.310(a)(1)(A) § 117.310(b) [G]§ 117.310(e)(1) § 117.310(e)(2) [G]§ 117.310(e)(3) § 117.310(e)(4) § 117.320(a) § 117.320(b) [G]§ 117.320(c) § 117.320(i) § 117.320(j) § 117.320(k) § 117.340(f)(1) § 117.340(l)(2)	An owner or operator may not use the alternative methods specified in §§ 117.315, 117.323 and 117.9800 to comply with the NO <sub>x</sub> emission specifications but shall use the mass emissions cap and trade program in Chapter 101, Subchapter H, Division 3, except that electric generating facilities must also comply with the daily and 30-day system cap emission limitations of § 117.320. An owner or	§ 117.320(d) [G]§ 117.320(e) § 117.320(h) § 117.320(k) [G]§ 117.335(a)(1) § 117.335(a)(4) § 117.335(b) § 117.335(c) § 117.335(d) § 117.335(f) § 117.335(f)(1) § 117.335(g) § 117.340(a) § 117.340(b)(1) § 117.340(b)(3) § 117.340(c)(1)	§ 117.320(f) § 117.345(a) § 117.345(f) § 117.345(f)(1) [G]§ 117.345(f)(2) § 117.345(f)(8) § 117.345(f)(9) § 117.8100(a)(5)(C)	§ 117.320(g) § 117.335(b) § 117.335(g) [G]§ 117.345(b) [G]§ 117.345(c) § 117.345(d) § 117.345(d)(3) § 117.8010 [G]§ 117.8010(1) § 117.8010(2) § 117.8010(2)(A) § 117.8010(2)(B) § 117.8010(2)(C) § 117.8010(2)(D) [G]§ 117.8010(3) § 117.8010(4)

**Applicable Requirements Summary**

Unit Group Process ID No.	Unit Group Process Type	SOP Index No.	Pollutant	State Rule or Federal Regulation Name	Emission Limitation, Standard or Equipment Specification Citation	Textual Description (See Special Term and Condition 1.B.)	Monitoring And Testing Requirements	Recordkeeping Requirements (30 TAC § 122.144)	Reporting Requirements (30 TAC § 122.145)
					§ 117.340(p)(1) § 117.340(p)(3)	operator may use the alternative methods specified in § 117.9800 to comply with § 117.320.	[G]§ 117.340(c)(3) [G]§ 117.340(f)(2) § 117.340(l)(2) § 117.340(o)(1) § 117.340(p)(1) § 117.8100(a) § 117.8100(a)(1) § 117.8100(a)(1)(A) § 117.8100(a)(1)(B) § 117.8100(a)(1)(B)(i) § 117.8100(a)(1)(B)(ii) ) § 117.8100(a)(1)(C) § 117.8100(a)(2) [G]§ 117.8100(a)(3) § 117.8100(a)(4) § 117.8100(a)(5) § 117.8100(a)(5)(A) § 117.8100(a)(5)(B) [G]§ 117.8100(a)(5)(D) [G]§ 117.8100(a)(5)(E) § 117.8100(a)(6)		[G]§ 117.8010(5) § 117.8010(6) [G]§ 117.8010(7) [G]§ 117.8010(8) § 117.8100(c)
HRSG4	EU	R7300-1	CO	30 TAC Chapter 117, Subchapter B	§ 117.310(c)(1) § 117.310(c)(1)(A) § 117.340(f)(1)	CO emissions must not exceed 400 ppmv at 3.0% O <sub>2</sub> , dry basis.	[G]§ 117.335(a)(1) § 117.335(a)(4) § 117.335(b) § 117.335(c) § 117.335(d) § 117.335(f) § 117.335(f)(3) § 117.335(g) § 117.340(a) § 117.340(e) [G]§ 117.340(f)(2) § 117.8100(a) § 117.8100(a)(1)	§ 117.345(a) § 117.345(f) § 117.345(f)(1) [G]§ 117.345(f)(2) § 117.345(f)(7) § 117.345(f)(8) § 117.345(f)(9) § 117.8100(a)(5)(C)	§ 117.335(b) § 117.335(g) [G]§ 117.345(b) [G]§ 117.345(c) § 117.345(d) § 117.345(d)(2) § 117.345(d)(3) § 117.345(d)(4) § 117.345(d)(5) § 117.8010 [G]§ 117.8010(1) § 117.8010(2) § 117.8010(2)(A)

**Applicable Requirements Summary**

Unit Group Process ID No.	Unit Group Process Type	SOP Index No.	Pollutant	State Rule or Federal Regulation Name	Emission Limitation, Standard or Equipment Specification Citation	Textual Description (See Special Term and Condition 1.B.)	Monitoring And Testing Requirements	Recordkeeping Requirements (30 TAC § 122.144)	Reporting Requirements (30 TAC § 122.145)
							§ 117.8100(a)(1)(A) § 117.8100(a)(1)(B) § 117.8100(a)(1)(B)(ii) ) § 117.8100(a)(1)(B)(iii) ) § 117.8100(a)(1)(C) § 117.8100(a)(2) [G]§ 117.8100(a)(3) § 117.8100(a)(4) § 117.8100(a)(5) § 117.8100(a)(5)(A) § 117.8100(a)(5)(B) [G]§ 117.8100(a)(5)(D) [G]§ 117.8100(a)(5)(E) § 117.8100(a)(6) § 117.8120 § 117.8120(1) § 117.8120(1)(A)		§ 117.8010(2)(B) [G]§ 117.8010(3) § 117.8010(4) [G]§ 117.8010(5) § 117.8010(6) [G]§ 117.8010(7) [G]§ 117.8010(8) § 117.8100(c)
HRSG4	EU	R7300-1	NO <sub>x</sub>	30 TAC Chapter 117, Subchapter B	§ 117.310(d)(3) § 117.310(a) § 117.310(a)(10)(A) § 117.310(a)(11) § 117.310(b) [G]§ 117.310(e)(1) § 117.310(e)(2) [G]§ 117.310(e)(3) § 117.310(e)(4) § 117.320(a) § 117.320(b) [G]§ 117.320(c) § 117.320(i) § 117.320(j) § 117.320(k) § 117.340(f)(1)	An owner or operator may not use the alternative methods specified in §§ 117.315, 117.323 and 117.9800 to comply with the NO <sub>x</sub> emission specifications but shall use the mass emissions cap and trade program in Chapter 101, Subchapter H, Division 3, except that electric generating facilities must also comply with the daily and 30-day system cap emission limitations of § 117.320. An owner or	§ 117.320(d) [G]§ 117.320(e) § 117.320(h) § 117.320(k) [G]§ 117.335(a)(1) § 117.335(a)(4) § 117.335(b) § 117.335(c) § 117.335(d) § 117.335(g) § 117.340(a) § 117.340(c)(1) [G]§ 117.340(c)(3) [G]§ 117.340(f)(2) § 117.340(l)(2) § 117.340(o)(1)	§ 117.320(f) § 117.345(a) § 117.345(f) § 117.345(f)(1) [G]§ 117.345(f)(2) § 117.345(f)(8) § 117.345(f)(9) § 117.8100(a)(5)(C)	§ 117.320(g) § 117.335(b) § 117.335(g) [G]§ 117.345(b) [G]§ 117.345(c) § 117.345(d) § 117.345(d)(3) § 117.8010 [G]§ 117.8010(1) § 117.8010(2) § 117.8010(2)(A) § 117.8010(2)(B) § 117.8010(2)(C) § 117.8010(2)(D) [G]§ 117.8010(3) § 117.8010(4)

**Applicable Requirements Summary**

Unit Group Process ID No.	Unit Group Process Type	SOP Index No.	Pollutant	State Rule or Federal Regulation Name	Emission Limitation, Standard or Equipment Specification Citation	Textual Description (See Special Term and Condition 1.B.)	Monitoring And Testing Requirements	Recordkeeping Requirements (30 TAC § 122.144)	Reporting Requirements (30 TAC § 122.145)
					§ 117.340(l)(2) § 117.340(p)(1) § 117.340(p)(3)	operator may use the alternative methods specified in § 117.9800 to comply with § 117.320.	§ 117.340(p)(1) § 117.8100(a) § 117.8100(a)(1) § 117.8100(a)(1)(A) § 117.8100(a)(1)(B) § 117.8100(a)(1)(B)(i) § 117.8100(a)(1)(B)(ii) ) § 117.8100(a)(1)(C) § 117.8100(a)(2) [G]§ 117.8100(a)(3) § 117.8100(a)(4) § 117.8100(a)(5) § 117.8100(a)(5)(A) § 117.8100(a)(5)(B) [G]§ 117.8100(a)(5)(D) [G]§ 117.8100(a)(5)(E) § 117.8100(a)(6)		[G]§ 117.8010(5) § 117.8010(6) [G]§ 117.8010(7) [G]§ 117.8010(8) § 117.8100(c)
HRS4	EU	R7300-1N	CO	30 TAC Chapter 117, Subchapter B	§ 117.325(a) § 117.340(f)(1)	Where a person can demonstrate that an affected unit cannot attain the carbon monoxide (CO) specifications of § 117.310(c) of this title the executive director may approve emission specifications different from the CO specifications in § 117.310(c) of this title for that unit.	[G]§ 117.335(a)(1) § 117.335(a)(4) § 117.335(b) § 117.335(c) § 117.335(d) § 117.335(f) § 117.335(f)(3) § 117.335(g) § 117.340(a) § 117.340(e) [G]§ 117.340(f)(2) § 117.8100(a) § 117.8100(a)(1) § 117.8100(a)(1)(A) § 117.8100(a)(1)(B) § 117.8100(a)(1)(B)(ii)	§ 117.345(a) § 117.345(f) § 117.345(f)(1) [G]§ 117.345(f)(2) § 117.345(f)(7) § 117.345(f)(8) § 117.345(f)(9) § 117.8100(a)(5)(C)	§ 117.335(b) § 117.335(g) [G]§ 117.345(b) [G]§ 117.345(c) § 117.345(d) § 117.345(d)(2) § 117.345(d)(3) § 117.345(d)(4) § 117.345(d)(5) § 117.8010 [G]§ 117.8010(1) § 117.8010(2) § 117.8010(2)(A) § 117.8010(2)(B) [G]§ 117.8010(3) § 117.8010(4) [G]§ 117.8010(5)

**Applicable Requirements Summary**

Unit Group Process ID No.	Unit Group Process Type	SOP Index No.	Pollutant	State Rule or Federal Regulation Name	Emission Limitation, Standard or Equipment Specification Citation	Textual Description (See Special Term and Condition 1.B.)	Monitoring And Testing Requirements	Recordkeeping Requirements (30 TAC § 122.144)	Reporting Requirements (30 TAC § 122.145)
							) § 117.8100(a)(1)(B)(iii) ) § 117.8100(a)(1)(C) § 117.8100(a)(2) [G]§ 117.8100(a)(3) § 117.8100(a)(4) § 117.8100(a)(5) § 117.8100(a)(5)(A) § 117.8100(a)(5)(B) [G]§ 117.8100(a)(5)(D) [G]§ 117.8100(a)(5)(E) § 117.8100(a)(6) § 117.8120 § 117.8120(1) § 117.8120(1)(A)		§ 117.8010(6) [G]§ 117.8010(7) [G]§ 117.8010(8) § 117.8100(c)
HRSG4	EU	R7300-1N	NH <sub>3</sub>	30 TAC Chapter 117, Subchapter B	§ 117.310(c)(2) § 117.310(c)(2)(B) § 117.340(f)(1)	For duct burners that inject urea or ammonia into the exhaust stream for NO <sub>x</sub> control, ammonia emissions must not exceed 10 ppmv at 15% O <sub>2</sub> , dry.	§ 117.335(a)(2) § 117.335(a)(4) § 117.335(b) § 117.335(c) § 117.335(d) § 117.335(g) § 117.340(d) [G]§ 117.340(f)(2) § 117.8100(a) § 117.8100(a)(1) § 117.8100(a)(1)(A) § 117.8100(a)(1)(B) § 117.8100(a)(1)(B)(ii) ) § 117.8100(a)(1)(C) § 117.8100(a)(2) [G]§ 117.8100(a)(3) § 117.8100(a)(4) § 117.8100(a)(5)	§ 117.345(a) § 117.345(f) § 117.345(f)(11) [G]§ 117.345(f)(2) § 117.345(f)(8) § 117.345(f)(9) § 117.8100(a)(5)(C)	§ 117.335(b) § 117.335(g) [G]§ 117.345(b) [G]§ 117.345(c) § 117.345(d) § 117.345(d)(2) § 117.345(d)(3) § 117.345(d)(4) § 117.345(d)(5) § 117.8010 [G]§ 117.8010(1) § 117.8010(2) § 117.8010(2)(A) § 117.8010(2)(B) [G]§ 117.8010(3) § 117.8010(4) [G]§ 117.8010(5) § 117.8010(6) [G]§ 117.8010(7) [G]§ 117.8010(8)



**Applicable Requirements Summary**

Unit Group Process ID No.	Unit Group Process Type	SOP Index No.	Pollutant	State Rule or Federal Regulation Name	Emission Limitation, Standard or Equipment Specification Citation	Textual Description (See Special Term and Condition 1.B.)	Monitoring And Testing Requirements	Recordkeeping Requirements (30 TAC § 122.144)	Reporting Requirements (30 TAC § 122.145)
							§ 117.8100(a)(5)(A) § 117.8100(a)(5)(B) [G]§ 117.8100(a)(5)(D) [G]§ 117.8100(a)(5)(E) § 117.8100(a)(6) § 117.8130 § 117.8130(4)		§ 117.8100(c)
HRSG4	EU	R7300-1N	NO <sub>x</sub>	30 TAC Chapter 117, Subchapter B	§ 117.310(d)(3) § 117.310(a) § 117.310(a)(10)(A) § 117.310(a)(11) § 117.310(b) [G]§ 117.310(e)(1) § 117.310(e)(2) [G]§ 117.310(e)(3) § 117.310(e)(4) § 117.320(a) § 117.320(b) [G]§ 117.320(c) § 117.320(i) § 117.320(j) § 117.320(k) § 117.340(f)(1) § 117.340(l)(2) § 117.340(p)(1) § 117.340(p)(3)	An owner or operator may not use the alternative methods specified in §§ 117.315, 117.323 and 117.9800 to comply with the NO <sub>x</sub> emission specifications but shall use the mass emissions cap and trade program in Chapter 101, Subchapter H, Division 3, except that electric generating facilities must also comply with the daily and 30-day system cap emission limitations of § 117.320. An owner or operator may use the alternative methods specified in § 117.9800 to comply with § 117.320.	§ 117.320(d) [G]§ 117.320(e) § 117.320(h) § 117.320(k) [G]§ 117.335(a)(1) § 117.335(a)(4) § 117.335(b) § 117.335(c) § 117.335(d) § 117.335(g) § 117.340(a) § 117.340(c)(1) [G]§ 117.340(c)(3) [G]§ 117.340(f)(2) § 117.340(l)(2) § 117.340(o)(1) § 117.340(p)(1) § 117.8100(a) § 117.8100(a)(1) § 117.8100(a)(1)(A) § 117.8100(a)(1)(B) § 117.8100(a)(1)(B)(i) § 117.8100(a)(1)(B)(ii) § 117.8100(a)(1)(C) § 117.8100(a)(2) [G]§ 117.8100(a)(3) § 117.8100(a)(4)	§ 117.320(f) § 117.345(a) § 117.345(f) § 117.345(f)(1) [G]§ 117.345(f)(2) § 117.345(f)(8) § 117.345(f)(9) § 117.8100(a)(5)(C)	§ 117.320(g) § 117.335(b) § 117.335(g) [G]§ 117.345(b) [G]§ 117.345(c) § 117.345(d) § 117.345(d)(3) § 117.8010 [G]§ 117.8010(1) § 117.8010(2) § 117.8010(2)(A) § 117.8010(2)(B) § 117.8010(2)(C) § 117.8010(2)(D) [G]§ 117.8010(3) § 117.8010(4) [G]§ 117.8010(5) § 117.8010(6) [G]§ 117.8010(7) [G]§ 117.8010(8) § 117.8100(c)

**Applicable Requirements Summary**

Unit Group Process ID No.	Unit Group Process Type	SOP Index No.	Pollutant	State Rule or Federal Regulation Name	Emission Limitation, Standard or Equipment Specification Citation	Textual Description (See Special Term and Condition 1.B.)	Monitoring And Testing Requirements	Recordkeeping Requirements (30 TAC § 122.144)	Reporting Requirements (30 TAC § 122.145)
							§ 117.8100(a)(5) § 117.8100(a)(5)(A) § 117.8100(a)(5)(B) [G]§ 117.8100(a)(5)(D) [G]§ 117.8100(a)(5)(E) § 117.8100(a)(6)		
HRSG4	EU	R7300-ACS	CO	30 TAC Chapter 117, Subchapter B	§ 117.325(a) § 117.340(f)(1)	Where a person can demonstrate that an affected unit cannot attain the carbon monoxide (CO) specifications of § 117.310(c) of this title the executive director may approve emission specifications different from the CO specifications in § 117.310(c) of this title for that unit.	[G]§ 117.335(a)(1) § 117.335(a)(4) § 117.335(b) § 117.335(c) § 117.335(d) § 117.335(f) § 117.335(f)(3) § 117.335(g) § 117.340(a) § 117.340(b)(1) § 117.340(b)(3) § 117.340(e) [G]§ 117.340(f)(2) § 117.8100(a) § 117.8100(a)(1) § 117.8100(a)(1)(A) § 117.8100(a)(1)(B) § 117.8100(a)(1)(B)(ii) ) § 117.8100(a)(1)(B)(iii) ) § 117.8100(a)(1)(C) § 117.8100(a)(2) [G]§ 117.8100(a)(3) § 117.8100(a)(4) § 117.8100(a)(5) § 117.8100(a)(5)(A) § 117.8100(a)(5)(B) [G]§	§ 117.345(a) § 117.345(f) § 117.345(f)(1) [G]§ 117.345(f)(2) § 117.345(f)(7) § 117.345(f)(8) § 117.345(f)(9) § 117.8100(a)(5)(C)	§ 117.335(b) § 117.335(g) [G]§ 117.345(b) [G]§ 117.345(c) § 117.345(d) § 117.345(d)(2) § 117.345(d)(3) § 117.345(d)(4) § 117.345(d)(5) § 117.8010 [G]§ 117.8010(1) § 117.8010(2) § 117.8010(2)(A) § 117.8010(2)(B) [G]§ 117.8010(3) § 117.8010(4) [G]§ 117.8010(5) § 117.8010(6) [G]§ 117.8010(7) [G]§ 117.8010(8) § 117.8100(c)

**Applicable Requirements Summary**

Unit Group Process ID No.	Unit Group Process Type	SOP Index No.	Pollutant	State Rule or Federal Regulation Name	Emission Limitation, Standard or Equipment Specification Citation	Textual Description (See Special Term and Condition 1.B.)	Monitoring And Testing Requirements	Recordkeeping Requirements (30 TAC § 122.144)	Reporting Requirements (30 TAC § 122.145)
							117.8100(a)(5)(D) [G]§ 117.8100(a)(5)(E) § 117.8100(a)(6) § 117.8120 § 117.8120(1) § 117.8120(1)(A)		
HRSG4	EU	R7300-ACS	CO	30 TAC Chapter 117, Subchapter B	§ 117.325(a) § 117.340(f)(1)	Where a person can demonstrate that an affected unit cannot attain the carbon monoxide (CO) specifications of § 117.310(c) of this title the executive director may approve emission specifications different from the CO specifications in § 117.310(c) of this title for that unit.	[G]§ 117.335(a)(1) § 117.335(a)(4) § 117.335(b) § 117.335(c) § 117.335(d) § 117.335(f) § 117.335(f)(3) § 117.335(g) § 117.340(a) § 117.340(e) [G]§ 117.340(f)(2) § 117.8100(a) § 117.8100(a)(1) § 117.8100(a)(1)(A) § 117.8100(a)(1)(B) § 117.8100(a)(1)(B)(ii) ) § 117.8100(a)(1)(B)(iii) ) § 117.8100(a)(1)(C) § 117.8100(a)(2) [G]§ 117.8100(a)(3) § 117.8100(a)(4) § 117.8100(a)(5) § 117.8100(a)(5)(A) § 117.8100(a)(5)(B) [G]§ 117.8100(a)(5)(D) [G]§ 117.8100(a)(5)(E)	§ 117.345(a) § 117.345(f) § 117.345(f)(1) [G]§ 117.345(f)(2) § 117.345(f)(7) § 117.345(f)(8) § 117.345(f)(9) § 117.8100(a)(5)(C)	§ 117.335(b) § 117.335(g) [G]§ 117.345(b) [G]§ 117.345(c) § 117.345(d) § 117.345(d)(2) § 117.345(d)(3) § 117.345(d)(4) § 117.345(d)(5) § 117.8010 [G]§ 117.8010(1) § 117.8010(2) § 117.8010(2)(A) § 117.8010(2)(B) [G]§ 117.8010(3) § 117.8010(4) [G]§ 117.8010(5) § 117.8010(6) [G]§ 117.8010(7) [G]§ 117.8010(8) § 117.8100(c)

**Applicable Requirements Summary**

Unit Group Process ID No.	Unit Group Process Type	SOP Index No.	Pollutant	State Rule or Federal Regulation Name	Emission Limitation, Standard or Equipment Specification Citation	Textual Description (See Special Term and Condition 1.B.)	Monitoring And Testing Requirements	Recordkeeping Requirements (30 TAC § 122.144)	Reporting Requirements (30 TAC § 122.145)
							§ 117.8100(a)(6) § 117.8120 § 117.8120(1) § 117.8120(1)(A)		
HRSG4	EU	R7300-ACS	NO <sub>x</sub>	30 TAC Chapter 117, Subchapter B	§ 117.310(d)(3) § 117.310(a) § 117.310(a)(1)(A) § 117.310(b) [G]§ 117.310(e)(1) § 117.310(e)(2) [G]§ 117.310(e)(3) § 117.310(e)(4) § 117.320(a) § 117.320(b) [G]§ 117.320(c) § 117.320(i) § 117.320(j) § 117.320(k) § 117.340(f)(1) § 117.340(l)(2) § 117.340(p)(1) § 117.340(p)(3)	An owner or operator may not use the alternative methods specified in §§ 117.315, 117.323 and 117.9800 to comply with the NO <sub>x</sub> emission specifications but shall use the mass emissions cap and trade program in Chapter 101, Subchapter H, Division 3, except that electric generating facilities must also comply with the daily and 30-day system cap emission limitations of § 117.320. An owner or operator may use the alternative methods specified in § 117.9800 to comply with § 117.320.	§ 117.320(d) [G]§ 117.320(e) § 117.320(h) § 117.320(k) [G]§ 117.335(a)(1) § 117.335(a)(4) § 117.335(b) § 117.335(c) § 117.335(d) § 117.335(f) § 117.335(f)(1) § 117.335(g) § 117.340(a) § 117.340(b)(1) § 117.340(b)(3) § 117.340(c)(1) [G]§ 117.340(c)(3) [G]§ 117.340(f)(2) § 117.340(l)(2) § 117.340(o)(1) § 117.340(p)(1) § 117.8100(a) § 117.8100(a)(1) § 117.8100(a)(1)(A) § 117.8100(a)(1)(B) § 117.8100(a)(1)(B)(i) § 117.8100(a)(1)(B)(ii) ) § 117.8100(a)(1)(C) § 117.8100(a)(2) [G]§ 117.8100(a)(3) § 117.8100(a)(4) § 117.8100(a)(5)	§ 117.320(f) § 117.345(a) § 117.345(f) § 117.345(f)(1) [G]§ 117.345(f)(2) § 117.345(f)(8) § 117.345(f)(9) § 117.8100(a)(5)(C)	§ 117.320(g) § 117.335(b) § 117.335(g) [G]§ 117.345(b) [G]§ 117.345(c) § 117.345(d) § 117.345(d)(3) § 117.8010 [G]§ 117.8010(1) § 117.8010(2) § 117.8010(2)(A) § 117.8010(2)(B) § 117.8010(2)(C) § 117.8010(2)(D) [G]§ 117.8010(3) § 117.8010(4) [G]§ 117.8010(5) § 117.8010(6) [G]§ 117.8010(7) [G]§ 117.8010(8) § 117.8100(c)

**Applicable Requirements Summary**

Unit Group Process ID No.	Unit Group Process Type	SOP Index No.	Pollutant	State Rule or Federal Regulation Name	Emission Limitation, Standard or Equipment Specification Citation	Textual Description (See Special Term and Condition 1.B.)	Monitoring And Testing Requirements	Recordkeeping Requirements (30 TAC § 122.144)	Reporting Requirements (30 TAC § 122.145)
							§ 117.8100(a)(5)(A) § 117.8100(a)(5)(B) [G]§ 117.8100(a)(5)(D) [G]§ 117.8100(a)(5)(E) § 117.8100(a)(6)		
HRSG4	EU	R7300-ACS	NO <sub>x</sub>	30 TAC Chapter 117, Subchapter B	§ 117.310(d)(3) § 117.310(a) § 117.310(a)(10)(A) § 117.310(a)(11) § 117.310(b) [G]§ 117.310(e)(1) § 117.310(e)(2) [G]§ 117.310(e)(3) § 117.310(e)(4) § 117.320(a) § 117.320(b) [G]§ 117.320(c) § 117.320(i) § 117.320(j) § 117.320(k) § 117.340(f)(1) § 117.340(l)(2) § 117.340(p)(1) § 117.340(p)(3)	An owner or operator may not use the alternative methods specified in §§ 117.315, 117.323 and 117.9800 to comply with the NO <sub>x</sub> emission specifications but shall use the mass emissions cap and trade program in Chapter 101, Subchapter H, Division 3, except that electric generating facilities must also comply with the daily and 30-day system cap emission limitations of § 117.320. An owner or operator may use the alternative methods specified in § 117.9800 to comply with § 117.320.	§ 117.320(d) [G]§ 117.320(e) § 117.320(h) § 117.320(k) [G]§ 117.335(a)(1) § 117.335(a)(4) § 117.335(b) § 117.335(c) § 117.335(d) § 117.335(g) § 117.340(a) § 117.340(c)(1) [G]§ 117.340(c)(3) [G]§ 117.340(f)(2) § 117.340(l)(2) § 117.340(o)(1) § 117.340(p)(1) § 117.8100(a) § 117.8100(a)(1) § 117.8100(a)(1)(A) § 117.8100(a)(1)(B) § 117.8100(a)(1)(B)(i) § 117.8100(a)(1)(B)(ii) § 117.8100(a)(1)(C) § 117.8100(a)(2) [G]§ 117.8100(a)(3) § 117.8100(a)(4) § 117.8100(a)(5) § 117.8100(a)(5)(A)	§ 117.320(f) § 117.345(a) § 117.345(f) § 117.345(f)(1) [G]§ 117.345(f)(2) § 117.345(f)(8) § 117.345(f)(9) § 117.8100(a)(5)(C)	§ 117.320(g) § 117.335(b) § 117.335(g) [G]§ 117.345(b) [G]§ 117.345(c) § 117.345(d) § 117.345(d)(3) § 117.8010 [G]§ 117.8010(1) § 117.8010(2) § 117.8010(2)(A) § 117.8010(2)(B) § 117.8010(2)(C) § 117.8010(2)(D) [G]§ 117.8010(3) § 117.8010(4) [G]§ 117.8010(5) § 117.8010(6) [G]§ 117.8010(7) [G]§ 117.8010(8) § 117.8100(c)

**Applicable Requirements Summary**

Unit Group Process ID No.	Unit Group Process Type	SOP Index No.	Pollutant	State Rule or Federal Regulation Name	Emission Limitation, Standard or Equipment Specification Citation	Textual Description (See Special Term and Condition 1.B.)	Monitoring And Testing Requirements	Recordkeeping Requirements (30 TAC § 122.144)	Reporting Requirements (30 TAC § 122.145)
							§ 117.8100(a)(5)(B) [G]§ 117.8100(a)(5)(D) [G]§ 117.8100(a)(5)(E) § 117.8100(a)(6)		
HRSG4	EU	R7300-ACSN	CO	30 TAC Chapter 117, Subchapter B	§ 117.325(a) § 117.340(f)(1)	Where a person can demonstrate that an affected unit cannot attain the carbon monoxide (CO) specifications of § 117.310(c) of this title the executive director may approve emission specifications different from the CO specifications in § 117.310(c) of this title for that unit.	[G]§ 117.335(a)(1) § 117.335(a)(4) § 117.335(b) § 117.335(c) § 117.335(d) § 117.335(f) § 117.335(f)(3) § 117.335(g) § 117.340(a) § 117.340(e) [G]§ 117.340(f)(2) § 117.8100(a) § 117.8100(a)(1) § 117.8100(a)(1)(A) § 117.8100(a)(1)(B) § 117.8100(a)(1)(B)(ii) ) § 117.8100(a)(1)(B)(iii) ) § 117.8100(a)(1)(C) § 117.8100(a)(2) [G]§ 117.8100(a)(3) § 117.8100(a)(4) § 117.8100(a)(5) § 117.8100(a)(5)(A) § 117.8100(a)(5)(B) [G]§ 117.8100(a)(5)(D) [G]§ 117.8100(a)(5)(E) § 117.8100(a)(6)	§ 117.345(a) § 117.345(f) § 117.345(f)(1) [G]§ 117.345(f)(2) § 117.345(f)(7) § 117.345(f)(8) § 117.345(f)(9) § 117.8100(a)(5)(C)	§ 117.335(b) § 117.335(g) [G]§ 117.345(b) [G]§ 117.345(c) § 117.345(d) § 117.345(d)(2) § 117.345(d)(3) § 117.345(d)(4) § 117.345(d)(5) § 117.8010 [G]§ 117.8010(1) § 117.8010(2) § 117.8010(2)(A) § 117.8010(2)(B) [G]§ 117.8010(3) § 117.8010(4) [G]§ 117.8010(5) § 117.8010(6) [G]§ 117.8010(7) [G]§ 117.8010(8) § 117.8100(c)

**Applicable Requirements Summary**

Unit Group Process ID No.	Unit Group Process Type	SOP Index No.	Pollutant	State Rule or Federal Regulation Name	Emission Limitation, Standard or Equipment Specification Citation	Textual Description (See Special Term and Condition 1.B.)	Monitoring And Testing Requirements	Recordkeeping Requirements (30 TAC § 122.144)	Reporting Requirements (30 TAC § 122.145)
							§ 117.8120 § 117.8120(1) § 117.8120(1)(A)		
HRSG4	EU	R7300-ACSN	NH <sub>3</sub>	30 TAC Chapter 117, Subchapter B	§ 117.310(c)(2) § 117.310(c)(2)(B) § 117.340(f)(1)	For duct burners that inject urea or ammonia into the exhaust stream for NO <sub>x</sub> control, ammonia emissions must not exceed 10 ppmv at 15% O <sub>2</sub> , dry.	§ 117.335(a)(2) § 117.335(a)(4) § 117.335(b) § 117.335(c) § 117.335(d) § 117.335(g) § 117.340(d) [G]§ 117.340(f)(2) § 117.8100(a) § 117.8100(a)(1) § 117.8100(a)(1)(A) § 117.8100(a)(1)(B) § 117.8100(a)(1)(B)(ii) § 117.8100(a)(1)(C) § 117.8100(a)(2) [G]§ 117.8100(a)(3) § 117.8100(a)(4) § 117.8100(a)(5) § 117.8100(a)(5)(A) § 117.8100(a)(5)(B) [G]§ 117.8100(a)(5)(D) [G]§ 117.8100(a)(5)(E) § 117.8100(a)(6) § 117.8130 § 117.8130(4)	§ 117.345(a) § 117.345(f) § 117.345(f)(11) [G]§ 117.345(f)(2) § 117.345(f)(8) § 117.345(f)(9) § 117.8100(a)(5)(C)	§ 117.335(b) § 117.335(g) [G]§ 117.345(b) [G]§ 117.345(c) § 117.345(d) § 117.345(d)(2) § 117.345(d)(3) § 117.345(d)(4) § 117.345(d)(5) § 117.8010 [G]§ 117.8010(1) § 117.8010(2) § 117.8010(2)(A) § 117.8010(2)(B) [G]§ 117.8010(3) § 117.8010(4) [G]§ 117.8010(5) § 117.8010(6) [G]§ 117.8010(7) [G]§ 117.8010(8) § 117.8100(c)
HRSG4	EU	R7300-ACSN	NO <sub>x</sub>	30 TAC Chapter 117, Subchapter B	§ 117.310(d)(3) § 117.310(a) § 117.310(a)(10)(A) § 117.310(a)(11) § 117.310(b) [G]§ 117.310(e)(1)	An owner or operator may not use the alternative methods specified in §§ 117.315, 117.323 and 117.9800 to comply with the NO <sub>x</sub> emission specifications	§ 117.320(d) [G]§ 117.320(e) § 117.320(h) § 117.320(k) [G]§ 117.335(a)(1) § 117.335(a)(4)	§ 117.320(f) § 117.345(a) § 117.345(f) § 117.345(f)(1) [G]§ 117.345(f)(2) § 117.345(f)(8)	§ 117.320(g) § 117.335(b) § 117.335(g) [G]§ 117.345(b) [G]§ 117.345(c) § 117.345(d)

**Applicable Requirements Summary**

Unit Group Process ID No.	Unit Group Process Type	SOP Index No.	Pollutant	State Rule or Federal Regulation Name	Emission Limitation, Standard or Equipment Specification Citation	Textual Description (See Special Term and Condition 1.B.)	Monitoring And Testing Requirements	Recordkeeping Requirements (30 TAC § 122.144)	Reporting Requirements (30 TAC § 122.145)
					§ 117.310(e)(2) [G]§ 117.310(e)(3) § 117.310(e)(4) § 117.320(a) § 117.320(b) [G]§ 117.320(c) § 117.320(i) § 117.320(j) § 117.320(k) § 117.340(f)(1) § 117.340(l)(2) § 117.340(p)(1) § 117.340(p)(3)	but shall use the mass emissions cap and trade program in Chapter 101, Subchapter H, Division 3, except that electric generating facilities must also comply with the daily and 30-day system cap emission limitations of § 117.320. An owner or operator may use the alternative methods specified in § 117.9800 to comply with § 117.320.	§ 117.335(b) § 117.335(c) § 117.335(d) § 117.335(g) § 117.340(a) § 117.340(c)(1) [G]§ 117.340(c)(3) [G]§ 117.340(f)(2) § 117.340(l)(2) § 117.340(o)(1) § 117.340(p)(1) § 117.8100(a) § 117.8100(a)(1) § 117.8100(a)(1)(A) § 117.8100(a)(1)(B) § 117.8100(a)(1)(B)(i) § 117.8100(a)(1)(B)(ii) § 117.8100(a)(1)(C) § 117.8100(a)(2) [G]§ 117.8100(a)(3) § 117.8100(a)(4) § 117.8100(a)(5) § 117.8100(a)(5)(A) § 117.8100(a)(5)(B) [G]§ 117.8100(a)(5)(D) [G]§ 117.8100(a)(5)(E) § 117.8100(a)(6)	§ 117.345(f)(9) § 117.8100(a)(5)(C)	§ 117.345(d)(3) § 117.8010 [G]§ 117.8010(1) § 117.8010(2) § 117.8010(2)(A) § 117.8010(2)(B) § 117.8010(2)(C) § 117.8010(2)(D) [G]§ 117.8010(3) § 117.8010(4) [G]§ 117.8010(5) § 117.8010(6) [G]§ 117.8010(7) [G]§ 117.8010(8) § 117.8100(c)
HRSG4	EU	60Db-1A	NO <sub>x</sub>	40 CFR Part 60, Subpart Db	§ 60.44b(a)(4)(i) § 60.44b(h) § 60.44b(i) § 60.46b(a) § 60.48b(h)	Except as in §60.44b(k), (l), on/after §60.8 test, no facility combusting natural gas and distillate oil (duct burner in a combined cycle system) shall discharge NO <sub>x</sub> in excess of 86 ng/J	§ 60.46b(c) § 60.46b(f) [G]§ 60.46b(f)(1)	[G]§ 60.49b(d) § 60.49b(o)	§ 60.49b(a) § 60.49b(a)(1) § 60.49b(a)(3) § 60.49b(b)



**Applicable Requirements Summary**

Unit Group Process ID No.	Unit Group Process Type	SOP Index No.	Pollutant	State Rule or Federal Regulation Name	Emission Limitation, Standard or Equipment Specification Citation	Textual Description (See Special Term and Condition 1.B.)	Monitoring And Testing Requirements	Recordkeeping Requirements (30 TAC § 122.144)	Reporting Requirements (30 TAC § 122.145)
						heat input.			
HRSG4	EU	60Db-1A	PM	40 CFR Part 60, Subpart Db	§ 60.40b(a)	This subpart applies to each steam generating unit constructed, modified, or reconstructed after 6/19/84, and that has a heat input capacity from fuels combusted in the unit > 29 MW (100 MMBtu/hr).	None	[G]§ 60.49b(d) § 60.49b(o)	§ 60.49b(a) § 60.49b(a)(1) § 60.49b(a)(3)
HRSG4	EU	60Db-1A	PM (Opacity)	40 CFR Part 60, Subpart Db	§ 60.40b(a)	This subpart applies to each steam generating unit constructed, modified, or reconstructed after 6/19/84, and that has a heat input capacity from fuels combusted in the unit > 29 MW (100 MMBtu/hr).	None	[G]§ 60.49b(d) § 60.49b(o)	§ 60.49b(a) § 60.49b(a)(1) § 60.49b(a)(3)
HRSG4	EU	60Db-1A	SO <sub>2</sub>	40 CFR Part 60, Subpart Db	§ 60.40b(a)	This subpart applies to each steam generating unit constructed, modified, or reconstructed after 6/19/84, and that has a heat input capacity from fuels combusted in the unit > 29 MW (100 MMBtu/hr).	None	[G]§ 60.49b(d) § 60.49b(o)	§ 60.49b(a) § 60.49b(a)(1) § 60.49b(a)(3)
HRSG4	EU	60GG	SO <sub>2</sub>	40 CFR Part 60, Subpart GG	§ 60.333(b)	No stationary gas turbine shall burn any fuel which contains sulfur in excess of 0.8% by weight.	§ 60.334(h) § 60.334(h)(1) § 60.334(i) § 60.334(i)(2) § 60.334(j) § 60.334(j)(2)(i) § 60.334(j)(2)(iii)	§ 60.334(i) § 60.334(i)(2)	§ 60.334(j) § 60.334(j)(5)
HRSG5	EP	R1111-1	Opacity	30 TAC Chapter 111, Visible Emissions	§ 111.111(a)(1)(C) § 111.111(a)(1)(E)	Visible emissions from any stationary vent shall not exceed an opacity of 15% averaged over a six minute	[G]§ 111.111(a)(1)(F) ** See Periodic Monitoring	None	None

**Applicable Requirements Summary**

Unit Group Process ID No.	Unit Group Process Type	SOP Index No.	Pollutant	State Rule or Federal Regulation Name	Emission Limitation, Standard or Equipment Specification Citation	Textual Description (See Special Term and Condition 1.B.)	Monitoring And Testing Requirements	Recordkeeping Requirements (30 TAC § 122.144)	Reporting Requirements (30 TAC § 122.145)
						period for any source with a total flow rate of at least 100,000 acfm unless a CEMS is installed.	Summary		
HRSG5	EU	R7300-1	CO	30 TAC Chapter 117, Subchapter B	§ 117.310(c)(1) § 117.310(c)(1)(A) § 117.340(f)(1)	CO emissions must not exceed 400 ppmv at 3.0% O <sub>2</sub> , dry basis.	[G]§ 117.335(a)(1) § 117.335(a)(4) § 117.335(b) § 117.335(c) § 117.335(d) § 117.335(f) § 117.335(f)(3) § 117.335(g) § 117.340(a) § 117.340(e) [G]§ 117.340(f)(2) § 117.8100(a) § 117.8100(a)(1) § 117.8100(a)(1)(A) § 117.8100(a)(1)(B) § 117.8100(a)(1)(B)(ii) ) § 117.8100(a)(1)(B)(iii) ) § 117.8100(a)(1)(C) § 117.8100(a)(2) [G]§ 117.8100(a)(3) § 117.8100(a)(4) § 117.8100(a)(5) § 117.8100(a)(5)(A) § 117.8100(a)(5)(B) [G]§ 117.8100(a)(5)(D) [G]§ 117.8100(a)(5)(E) § 117.8100(a)(6) § 117.8120 § 117.8120(1)	§ 117.345(a) § 117.345(f) § 117.345(f)(1) [G]§ 117.345(f)(2) § 117.345(f)(7) § 117.345(f)(8) § 117.345(f)(9) § 117.8100(a)(5)(C)	§ 117.335(b) § 117.335(g) [G]§ 117.345(b) [G]§ 117.345(c) § 117.345(d) § 117.345(d)(2) § 117.345(d)(3) § 117.345(d)(4) § 117.345(d)(5) § 117.8010 [G]§ 117.8010(1) § 117.8010(2) § 117.8010(2)(A) § 117.8010(2)(B) [G]§ 117.8010(3) § 117.8010(4) [G]§ 117.8010(5) § 117.8010(6) [G]§ 117.8010(7) [G]§ 117.8010(8) § 117.8100(c)

**Applicable Requirements Summary**

Unit Group Process ID No.	Unit Group Process Type	SOP Index No.	Pollutant	State Rule or Federal Regulation Name	Emission Limitation, Standard or Equipment Specification Citation	Textual Description (See Special Term and Condition 1.B.)	Monitoring And Testing Requirements	Recordkeeping Requirements (30 TAC § 122.144)	Reporting Requirements (30 TAC § 122.145)
							§ 117.8120(1)(A)		
HRSG5	EU	R7300-1	NH <sub>3</sub>	30 TAC Chapter 117, Subchapter B	§ 117.310(c)(2) § 117.310(c)(2)(B) § 117.340(f)(1)	For duct burners that inject urea or ammonia into the exhaust stream for NO <sub>x</sub> control, ammonia emissions must not exceed 10 ppmv at 15% O <sub>2</sub> , dry.	§ 117.335(a)(2) § 117.335(a)(4) § 117.335(b) § 117.335(c) § 117.335(d) § 117.335(g) § 117.340(d) [G]§ 117.340(f)(2) § 117.8100(a) § 117.8100(a)(1) § 117.8100(a)(1)(A) § 117.8100(a)(1)(B) § 117.8100(a)(1)(B)(ii) § 117.8100(a)(1)(C) § 117.8100(a)(2) [G]§ 117.8100(a)(3) § 117.8100(a)(4) § 117.8100(a)(5) § 117.8100(a)(5)(A) § 117.8100(a)(5)(B) [G]§ 117.8100(a)(5)(D) [G]§ 117.8100(a)(5)(E) § 117.8100(a)(6) § 117.8130 § 117.8130(4)	§ 117.345(a) § 117.345(f) § 117.345(f)(11) [G]§ 117.345(f)(2) § 117.345(f)(8) § 117.345(f)(9) § 117.8100(a)(5)(C)	§ 117.335(b) § 117.335(g) [G]§ 117.345(b) [G]§ 117.345(c) § 117.345(d) § 117.345(d)(2) § 117.345(d)(3) § 117.345(d)(4) § 117.345(d)(5) § 117.8010 [G]§ 117.8010(1) § 117.8010(2) § 117.8010(2)(A) § 117.8010(2)(B) [G]§ 117.8010(3) § 117.8010(4) [G]§ 117.8010(5) § 117.8010(6) [G]§ 117.8010(7) [G]§ 117.8010(8) § 117.8100(c)
HRSG5	EU	R7300-1	NO <sub>x</sub>	30 TAC Chapter 117, Subchapter B	§ 117.310(d)(3) § 117.310(a) § 117.310(a)(10)(A) § 117.310(a)(11) § 117.310(b) [G]§ 117.310(e)(1) § 117.310(e)(2) [G]§ 117.310(e)(3)	An owner or operator may not use the alternative methods specified in §§ 117.315, 117.323 and 117.9800 to comply with the NO <sub>x</sub> emission specifications but shall use the mass emissions cap and trade	§ 117.320(d) [G]§ 117.320(e) § 117.320(h) § 117.320(k) [G]§ 117.335(a)(1) § 117.335(a)(4) § 117.335(b) § 117.335(c)	§ 117.320(f) § 117.345(a) § 117.345(f) § 117.345(f)(1) [G]§ 117.345(f)(2) § 117.345(f)(8) § 117.345(f)(9) § 117.8100(a)(5)(C)	§ 117.320(g) § 117.335(b) § 117.335(g) [G]§ 117.345(b) [G]§ 117.345(c) § 117.345(d) § 117.345(d)(3) § 117.8010

**Applicable Requirements Summary**

Unit Group Process ID No.	Unit Group Process Type	SOP Index No.	Pollutant	State Rule or Federal Regulation Name	Emission Limitation, Standard or Equipment Specification Citation	Textual Description (See Special Term and Condition 1.B.)	Monitoring And Testing Requirements	Recordkeeping Requirements (30 TAC § 122.144)	Reporting Requirements (30 TAC § 122.145)
					§ 117.310(e)(4) § 117.320(a) § 117.320(b) [G]§ 117.320(c) § 117.320(i) § 117.320(j) § 117.320(k) § 117.340(f)(1) § 117.340(l)(2) § 117.340(p)(1) § 117.340(p)(3)	program in Chapter 101, Subchapter H, Division 3, except that electric generating facilities must also comply with the daily and 30-day system cap emission limitations of § 117.320. An owner or operator may use the alternative methods specified in § 117.9800 to comply with § 117.320.	§ 117.335(d) § 117.335(g) § 117.340(a) § 117.340(c)(1) [G]§ 117.340(c)(3) [G]§ 117.340(f)(2) § 117.340(l)(2) § 117.340(o)(1) § 117.340(p)(1) § 117.8100(a) § 117.8100(a)(1) § 117.8100(a)(1)(A) § 117.8100(a)(1)(B) § 117.8100(a)(1)(B)(i) § 117.8100(a)(1)(B)(ii) § 117.8100(a)(1)(C) § 117.8100(a)(2) [G]§ 117.8100(a)(3) § 117.8100(a)(4) § 117.8100(a)(5) § 117.8100(a)(5)(A) § 117.8100(a)(5)(B) [G]§ 117.8100(a)(5)(D) [G]§ 117.8100(a)(5)(E) § 117.8100(a)(6)		[G]§ 117.8010(1) § 117.8010(2) § 117.8010(2)(A) § 117.8010(2)(B) § 117.8010(2)(C) § 117.8010(2)(D) [G]§ 117.8010(3) § 117.8010(4) [G]§ 117.8010(5) § 117.8010(6) [G]§ 117.8010(7) [G]§ 117.8010(8) § 117.8100(c)
HRSG5	EU	R7300-1-ACS	CO	30 TAC Chapter 117, Subchapter B	§ 117.325(a) § 117.340(f)(1)	Where a person can demonstrate that an affected unit cannot attain the carbon monoxide (CO) specifications of § 117.310(c) of this title the executive director may approve emission specifications different from	[G]§ 117.335(a)(1) § 117.335(a)(4) § 117.335(b) § 117.335(c) § 117.335(d) § 117.335(f) § 117.335(f)(3) § 117.335(g) § 117.340(a)	§ 117.345(a) § 117.345(f) § 117.345(f)(1) [G]§ 117.345(f)(2) § 117.345(f)(7) § 117.345(f)(8) § 117.345(f)(9) § 117.8100(a)(5)(C)	§ 117.335(b) § 117.335(g) [G]§ 117.345(b) [G]§ 117.345(c) § 117.345(d) § 117.345(d)(2) § 117.345(d)(3) § 117.345(d)(4) § 117.345(d)(5)

**Applicable Requirements Summary**

Unit Group Process ID No.	Unit Group Process Type	SOP Index No.	Pollutant	State Rule or Federal Regulation Name	Emission Limitation, Standard or Equipment Specification Citation	Textual Description (See Special Term and Condition 1.B.)	Monitoring And Testing Requirements	Recordkeeping Requirements (30 TAC § 122.144)	Reporting Requirements (30 TAC § 122.145)
						the CO specifications in § 117.310(c) of this title for that unit.	§ 117.340(e) [G]§ 117.340(f)(2) § 117.8100(a) § 117.8100(a)(1) § 117.8100(a)(1)(A) § 117.8100(a)(1)(B) § 117.8100(a)(1)(B)(ii) ) § 117.8100(a)(1)(B)(iii) ) § 117.8100(a)(1)(C) § 117.8100(a)(2) [G]§ 117.8100(a)(3) § 117.8100(a)(4) § 117.8100(a)(5) § 117.8100(a)(5)(A) § 117.8100(a)(5)(B) [G]§ 117.8100(a)(5)(D) [G]§ 117.8100(a)(5)(E) § 117.8100(a)(6) § 117.8120 § 117.8120(1) § 117.8120(1)(A)		§ 117.8010 [G]§ 117.8010(1) § 117.8010(2) § 117.8010(2)(A) § 117.8010(2)(B) [G]§ 117.8010(3) § 117.8010(4) [G]§ 117.8010(5) § 117.8010(6) [G]§ 117.8010(7) [G]§ 117.8010(8) § 117.8100(c)
HRSG5	EU	R7300-1-ACS	NH <sub>3</sub>	30 TAC Chapter 117, Subchapter B	§ 117.325(a) § 117.340(f)(1)	Where a person can demonstrate that an affected unit cannot attain the ammonia specifications of § 117.310(c) of this title the executive director may approve emission specifications different from the ammonia specifications in § 117.310(c) of this title for that unit.	§ 117.335(a)(2) § 117.335(a)(4) § 117.335(b) § 117.335(c) § 117.335(d) § 117.335(g) § 117.340(d) [G]§ 117.340(f)(2) § 117.8100(a) § 117.8100(a)(1) § 117.8100(a)(1)(A) § 117.8100(a)(1)(B)	§ 117.345(a) § 117.345(f) § 117.345(f)(11) [G]§ 117.345(f)(2) § 117.345(f)(8) § 117.345(f)(9) § 117.8100(a)(5)(C)	§ 117.335(b) § 117.335(g) [G]§ 117.345(b) [G]§ 117.345(c) § 117.345(d) § 117.345(d)(2) § 117.345(d)(3) § 117.345(d)(4) § 117.345(d)(5) § 117.8010 [G]§ 117.8010(1) § 117.8010(2)

**Applicable Requirements Summary**

Unit Group Process ID No.	Unit Group Process Type	SOP Index No.	Pollutant	State Rule or Federal Regulation Name	Emission Limitation, Standard or Equipment Specification Citation	Textual Description (See Special Term and Condition 1.B.)	Monitoring And Testing Requirements	Recordkeeping Requirements (30 TAC § 122.144)	Reporting Requirements (30 TAC § 122.145)
							§ 117.8100(a)(1)(B)(ii) ) § 117.8100(a)(1)(C) § 117.8100(a)(2) [G]§ 117.8100(a)(3) § 117.8100(a)(4) § 117.8100(a)(5) § 117.8100(a)(5)(A) § 117.8100(a)(5)(B) [G]§ 117.8100(a)(5)(D) [G]§ 117.8100(a)(5)(E) § 117.8100(a)(6) § 117.8130 § 117.8130(4)		§ 117.8010(2)(A) § 117.8010(2)(B) [G]§ 117.8010(3) § 117.8010(4) [G]§ 117.8010(5) § 117.8010(6) [G]§ 117.8010(7) [G]§ 117.8010(8) § 117.8100(c)
HRSG5	EU	R7300-1-ACS	NO <sub>x</sub>	30 TAC Chapter 117, Subchapter B	§ 117.310(d)(3) § 117.310(a) § 117.310(a)(10)(A) § 117.310(a)(11) § 117.310(b) [G]§ 117.310(e)(1) § 117.310(e)(2) [G]§ 117.310(e)(3) § 117.310(e)(4) § 117.320(a) § 117.320(b) [G]§ 117.320(c) § 117.320(i) § 117.320(j) § 117.320(k) § 117.340(f)(1) § 117.340(l)(2) § 117.340(p)(1) § 117.340(p)(3)	An owner or operator may not use the alternative methods specified in §§ 117.315, 117.323 and 117.9800 to comply with the NO <sub>x</sub> emission specifications but shall use the mass emissions cap and trade program in Chapter 101, Subchapter H, Division 3, except that electric generating facilities must also comply with the daily and 30-day system cap emission limitations of § 117.320. An owner or operator may use the alternative methods specified in § 117.9800 to comply with § 117.320.	§ 117.320(d) [G]§ 117.320(e) § 117.320(h) § 117.320(k) [G]§ 117.335(a)(1) § 117.335(a)(4) § 117.335(b) § 117.335(c) § 117.335(d) § 117.335(g) § 117.340(a) § 117.340(c)(1) [G]§ 117.340(c)(3) [G]§ 117.340(f)(2) § 117.340(l)(2) § 117.340(o)(1) § 117.340(p)(1) § 117.8100(a) § 117.8100(a)(1) § 117.8100(a)(1)(A) § 117.8100(a)(1)(B) §	§ 117.320(f) § 117.345(a) § 117.345(f) § 117.345(f)(1) [G]§ 117.345(f)(2) § 117.345(f)(8) § 117.345(f)(9) § 117.8100(a)(5)(C)	§ 117.320(g) § 117.335(b) § 117.335(g) [G]§ 117.345(b) [G]§ 117.345(c) § 117.345(d) § 117.345(d)(3) § 117.8010 [G]§ 117.8010(1) § 117.8010(2) § 117.8010(2)(A) § 117.8010(2)(B) § 117.8010(2)(C) § 117.8010(2)(D) [G]§ 117.8010(3) § 117.8010(4) [G]§ 117.8010(5) § 117.8010(6) [G]§ 117.8010(7) [G]§ 117.8010(8) § 117.8100(c)

**Applicable Requirements Summary**

Unit Group Process ID No.	Unit Group Process Type	SOP Index No.	Pollutant	State Rule or Federal Regulation Name	Emission Limitation, Standard or Equipment Specification Citation	Textual Description (See Special Term and Condition 1.B.)	Monitoring And Testing Requirements	Recordkeeping Requirements (30 TAC § 122.144)	Reporting Requirements (30 TAC § 122.145)
							117.8100(a)(1)(B)(i) § 117.8100(a)(1)(B)(ii) ) § 117.8100(a)(1)(C) § 117.8100(a)(2) [G]§ 117.8100(a)(3) § 117.8100(a)(4) § 117.8100(a)(5) § 117.8100(a)(5)(A) § 117.8100(a)(5)(B) [G]§ 117.8100(a)(5)(D) [G]§ 117.8100(a)(5)(E) § 117.8100(a)(6)		
HRSG5	EU	R7300-ACS	CO	30 TAC Chapter 117, Subchapter B	§ 117.325(a) § 117.340(f)(1)	Where a person can demonstrate that an affected unit cannot attain the carbon monoxide (CO) specifications of § 117.310(c) of this title the executive director may approve emission specifications different from the CO specifications in § 117.310(c) of this title for that unit.	[G]§ 117.335(a)(1) § 117.335(a)(4) § 117.335(b) § 117.335(c) § 117.335(d) § 117.335(f) § 117.335(f)(3) § 117.335(g) § 117.340(a) § 117.340(e) [G]§ 117.340(f)(2) § 117.8100(a) § 117.8100(a)(1) § 117.8100(a)(1)(A) § 117.8100(a)(1)(B) § 117.8100(a)(1)(B)(ii) ) § 117.8100(a)(1)(B)(iii) ) § 117.8100(a)(1)(C) § 117.8100(a)(2)	§ 117.345(a) § 117.345(f) § 117.345(f)(1) [G]§ 117.345(f)(2) § 117.345(f)(7) § 117.345(f)(8) § 117.345(f)(9) § 117.8100(a)(5)(C)	§ 117.335(b) § 117.335(g) [G]§ 117.345(b) [G]§ 117.345(c) § 117.345(d) § 117.345(d)(2) § 117.345(d)(3) § 117.345(d)(4) § 117.345(d)(5) § 117.8010 [G]§ 117.8010(1) § 117.8010(2) § 117.8010(2)(A) § 117.8010(2)(B) [G]§ 117.8010(3) § 117.8010(4) [G]§ 117.8010(5) § 117.8010(6) [G]§ 117.8010(7) [G]§ 117.8010(8) § 117.8100(c)

**Applicable Requirements Summary**

Unit Group Process ID No.	Unit Group Process Type	SOP Index No.	Pollutant	State Rule or Federal Regulation Name	Emission Limitation, Standard or Equipment Specification Citation	Textual Description (See Special Term and Condition 1.B.)	Monitoring And Testing Requirements	Recordkeeping Requirements (30 TAC § 122.144)	Reporting Requirements (30 TAC § 122.145)
							[G]§ 117.8100(a)(3) § 117.8100(a)(4) § 117.8100(a)(5) § 117.8100(a)(5)(A) § 117.8100(a)(5)(B) [G]§ 117.8100(a)(5)(D) [G]§ 117.8100(a)(5)(E) § 117.8100(a)(6) § 117.8120 § 117.8120(1) § 117.8120(1)(A)		
HRSG5	EU	R7300-ACS	NH <sub>3</sub>	30 TAC Chapter 117, Subchapter B	§ 117.310(c)(2) § 117.310(c)(2)(B) § 117.340(f)(1)	For duct burners that inject urea or ammonia into the exhaust stream for NO <sub>x</sub> control, ammonia emissions must not exceed 10 ppmv at 15% O <sub>2</sub> , dry.	§ 117.335(a)(2) § 117.335(a)(4) § 117.335(b) § 117.335(c) § 117.335(d) § 117.335(g) § 117.340(d) [G]§ 117.340(f)(2) § 117.8100(a) § 117.8100(a)(1) § 117.8100(a)(1)(A) § 117.8100(a)(1)(B) § 117.8100(a)(1)(B)(ii) ) § 117.8100(a)(1)(C) § 117.8100(a)(2) [G]§ 117.8100(a)(3) § 117.8100(a)(4) § 117.8100(a)(5) § 117.8100(a)(5)(A) § 117.8100(a)(5)(B) [G]§ 117.8100(a)(5)(D) [G]§ 117.8100(a)(5)(E)	§ 117.345(a) § 117.345(f) § 117.345(f)(11) [G]§ 117.345(f)(2) § 117.345(f)(8) § 117.345(f)(9) § 117.8100(a)(5)(C)	§ 117.335(b) § 117.335(g) [G]§ 117.345(b) [G]§ 117.345(c) § 117.345(d) § 117.345(d)(2) § 117.345(d)(3) § 117.345(d)(4) § 117.345(d)(5) § 117.8010 [G]§ 117.8010(1) § 117.8010(2) § 117.8010(2)(A) § 117.8010(2)(B) [G]§ 117.8010(3) § 117.8010(4) [G]§ 117.8010(5) § 117.8010(6) [G]§ 117.8010(7) [G]§ 117.8010(8) § 117.8100(c)



**Applicable Requirements Summary**

Unit Group Process ID No.	Unit Group Process Type	SOP Index No.	Pollutant	State Rule or Federal Regulation Name	Emission Limitation, Standard or Equipment Specification Citation	Textual Description (See Special Term and Condition 1.B.)	Monitoring And Testing Requirements	Recordkeeping Requirements (30 TAC § 122.144)	Reporting Requirements (30 TAC § 122.145)
							§ 117.8100(a)(6) § 117.8130 § 117.8130(4)		
HRS5	EU	R7300-ACS	NO <sub>x</sub>	30 TAC Chapter 117, Subchapter B	§ 117.310(d)(3) § 117.310(a) § 117.310(a)(10)(A) § 117.310(a)(11) § 117.310(b) [G]§ 117.310(e)(1) § 117.310(e)(2) [G]§ 117.310(e)(3) § 117.310(e)(4) § 117.320(a) § 117.320(b) [G]§ 117.320(c) § 117.320(i) § 117.320(j) § 117.320(k) § 117.340(f)(1) § 117.340(l)(2) § 117.340(p)(1) § 117.340(p)(3)	An owner or operator may not use the alternative methods specified in §§ 117.315, 117.323 and 117.9800 to comply with the NO <sub>x</sub> emission specifications but shall use the mass emissions cap and trade program in Chapter 101, Subchapter H, Division 3, except that electric generating facilities must also comply with the daily and 30-day system cap emission limitations of § 117.320. An owner or operator may use the alternative methods specified in § 117.9800 to comply with § 117.320.	§ 117.320(d) [G]§ 117.320(e) § 117.320(h) § 117.320(k) [G]§ 117.335(a)(1) § 117.335(a)(4) § 117.335(b) § 117.335(c) § 117.335(d) § 117.335(g) § 117.340(a) § 117.340(c)(1) [G]§ 117.340(c)(3) [G]§ 117.340(f)(2) § 117.340(l)(2) § 117.340(o)(1) § 117.340(p)(1) § 117.8100(a) § 117.8100(a)(1) § 117.8100(a)(1)(A) § 117.8100(a)(1)(B) § 117.8100(a)(1)(B)(i) § 117.8100(a)(1)(B)(ii) § 117.8100(a)(1)(C) § 117.8100(a)(2) [G]§ 117.8100(a)(3) § 117.8100(a)(4) § 117.8100(a)(5) § 117.8100(a)(5)(A) § 117.8100(a)(5)(B) [G]§ 117.8100(a)(5)(D) [G]§	§ 117.320(f) § 117.345(a) § 117.345(f) § 117.345(f)(1) [G]§ 117.345(f)(2) § 117.345(f)(8) § 117.345(f)(9) § 117.8100(a)(5)(C)	§ 117.320(g) § 117.335(b) § 117.335(g) [G]§ 117.345(b) [G]§ 117.345(c) § 117.345(d) § 117.345(d)(3) § 117.8010 [G]§ 117.8010(1) § 117.8010(2) § 117.8010(2)(A) § 117.8010(2)(B) § 117.8010(2)(C) § 117.8010(2)(D) [G]§ 117.8010(3) § 117.8010(4) [G]§ 117.8010(5) § 117.8010(6) [G]§ 117.8010(7) [G]§ 117.8010(8) § 117.8100(c)

**Applicable Requirements Summary**

Unit Group Process ID No.	Unit Group Process Type	SOP Index No.	Pollutant	State Rule or Federal Regulation Name	Emission Limitation, Standard or Equipment Specification Citation	Textual Description (See Special Term and Condition 1.B.)	Monitoring And Testing Requirements	Recordkeeping Requirements (30 TAC § 122.144)	Reporting Requirements (30 TAC § 122.145)
							117.8100(a)(5)(E) § 117.8100(a)(6)		
HRSG5	EU	60KKKK	NO <sub>x</sub>	40 CFR Part 60, Subpart KKKK	§ 60.4320(a)-Table 1 § 60.4320(a) § 60.4320(b) § 60.4325 § 60.4333(a) § 60.4333(b)(1) § 60.4335(b)(1) § 60.4335(b)(2) § 60.4335(b)(3) § 60.4335(b)(4) [G]§ 60.4345	New, modified, or reconstructed turbine firing natural gas with a heat input at peak load > 850 MMBtu/h must meet the nitrogen oxides emission standard of 54 ng/J of useful output (0.43 lb/MWh).	§ 60.4333(b)(1) § 60.4335(b)(1) § 60.4335(b)(2) § 60.4335(b)(3) § 60.4335(b)(4) [G]§ 60.4345 § 60.4350(a) § 60.4350(b) § 60.4350(c) § 60.4350(d) § 60.4350(e) § 60.4350(f) § 60.4350(f)(2) § 60.4350(h) [G]§ 60.4400(a) § 60.4400(b) § 60.4400(b)(1) § 60.4400(b)(2) § 60.4400(b)(4) § 60.4400(b)(5) § 60.4400(b)(6) [G]§ 60.4405 ** See Alternative Requirement	[G]§ 60.4345 § 60.4350(b)	[G]§ 60.4345 § 60.4350(d) § 60.4375(a) § 60.4380 [G]§ 60.4380(b) § 60.4395
HRSG5	EU	60KKKK	SO <sub>2</sub>	40 CFR Part 60, Subpart KKKK	§ 60.4330(a)(2) § 60.4333(a)	You must not burn in the subject stationary combustion turbine any fuel which contains total potential sulfur emissions in excess of 26 ng SO <sub>2</sub> /J (0.060 lb SO <sub>2</sub> /MMBtu) heat input. If your turbine simultaneously fires multiple fuels, each fuel must meet this requirement.	§ 60.4365 § 60.4365(a) § 60.4415(a) § 60.4415(a)(2) § 60.4415(a)(2)(ii)	§ 60.4365(a)	§ 60.4375(a)

**Applicable Requirements Summary**

Unit Group Process ID No.	Unit Group Process Type	SOP Index No.	Pollutant	State Rule or Federal Regulation Name	Emission Limitation, Standard or Equipment Specification Citation	Textual Description (See Special Term and Condition 1.B.)	Monitoring And Testing Requirements	Recordkeeping Requirements (30 TAC § 122.144)	Reporting Requirements (30 TAC § 122.145)
HRSG5	EU	63YYYY	Formaldehyde	40 CFR Part 63, Subpart YYYY	§ 63.6100-Table 1.1 § 63.6100 § 63.6100-Table 2.2 § 63.6105(a) § 63.6105(c) § 63.6120(e) § 63.6130(a) § 63.6130(a)-Table 4 § 63.6140(a) § 63.6165	For each new or reconstructed stationary combustion turbine described in §63.6100, which is a lean premix gas-fired stationary combustion turbine as defined in this subpart, must limit the concentration of formaldehyde to 91 ppbvd or less at 15 % O <sub>2</sub> .	§ 63.6110(a) § 63.6115 § 63.6120(a) § 63.6120(a)-Table 3.a § 63.6120(a)-Table 3.b § 63.6120(a)-Table 3.c § 63.6120(a)-Table 3.d § 63.6120(b) § 63.6120(c) § 63.6120(d) § 63.6120(e) § 63.6125(b) § 63.6125(e) § 63.6135(a) § 63.6140(a)-Table 5.1 § 63.6140(a)-Table 5.2 § 63.6145(e) § 63.6145(f)	§ 63.6125(e) § 63.6135(b) § 63.6155(a) § 63.6155(a)(1) § 63.6155(a)(2) § 63.6155(a)(5) § 63.6155(a)(6) [G]§ 63.6155(a)(7) § 63.6155(c) § 63.6155(d) § 63.6160(a) § 63.6160(b) § 63.6160(c)	§ 63.6120(e) [G]§ 63.6120(g) § 63.6130(b) § 63.6140(b) § 63.6145(a) § 63.6145(b) § 63.6145(c) § 63.6145(e) § 63.6145(f) § 63.6150(a) § 63.6150(a)(1) § 63.6150(a)(2) § 63.6150(a)(3) [G]§ 63.6150(a)(5) § 63.6150(a)-Table 6.1 § 63.6150(a)-Table 6.3.1 § 63.6150(a)-Table 6.3.2 § 63.6150(a)-Table 6.3.3 [G]§ 63.6150(b) [G]§ 63.6150(d) [G]§ 63.6150(f) § 63.6150(g) [G]§ 63.6150(h) [G]§ 63.6150(i)
IBNVENT	EU	63YY	112(B) HAPS	40 CFR Part 63, Subpart YY	§ 63.1103(e)-Table 7(i)(1) § 63.1103(e)(3) [G]§ 63.1103(e)(6) [G]§ 63.1103(e)(9)	For a closed vent system containing a bypass line that could divert a vent stream directly to the atmosphere or to a control device not meeting the requirements in this table, comply with the requirements in §63.1103(e)(6) and (e)(9).	§ 63.1103(e)(3) [G]§ 63.1103(e)(6) § 63.1103(e)-Table 7(i)(1) [G]§ 63.7(a)(4) [G]§ 63.7(c) § 63.7(e)(4) [G]§ 63.7(g)(2) [G]§ 63.983(a)(3)	[G]§ 63.10(b)(2)(vi) § 63.1103(e)-Table 7(i)(1) § 63.1109(a) § 63.1109(b) § 63.1109(c) § 63.1109(d) § 63.1109(g) [G]§ 63.998(d)(1)(ii)	§ 63.1103(e)-Table 7(i)(1) [G]§ 63.1110(a) [G]§ 63.1110(b) [G]§ 63.1110(c) [G]§ 63.1110(d) § 63.1110(e) § 63.1110(e)(1) § 63.1110(e)(2) § 63.1110(e)(3) § 63.1110(e)(6) [G]§ 63.1110(f) [G]§ 63.1110(g) [G]§ 63.1110(h) [G]§ 63.999(c)(2)

**Applicable Requirements Summary**

Unit Group Process ID No.	Unit Group Process Type	SOP Index No.	Pollutant	State Rule or Federal Regulation Name	Emission Limitation, Standard or Equipment Specification Citation	Textual Description (See Special Term and Condition 1.B.)	Monitoring And Testing Requirements	Recordkeeping Requirements (30 TAC § 122.144)	Reporting Requirements (30 TAC § 122.145)
ICSGT01	EU	63ZZZZ-5A	112(B) HAPS	40 CFR Part 63, Subpart ZZZZ	§ 63.6600(d)-Table 2c.1 § 63.6595(a)(1) § 63.6595(c) § 63.6605(a) § 63.6605(b) § 63.6625(h) § 63.6625(i)	For each existing black start stationary CI RICE, located at a major source, you must comply with the requirements as specified in Table 2c.1.a-c.	§ 63.6625(i) § 63.6640(a)	§ 63.6625(i) § 63.6660(a) § 63.6660(b) § 63.6660(c)	§ 63.6445(a) § 63.6640(e) § 63.6650(f)
ICSGT02	EU	63ZZZZ-5A	112(B) HAPS	40 CFR Part 63, Subpart ZZZZ	§ 63.6600(d)-Table 2c.1 § 63.6595(a)(1) § 63.6595(c) § 63.6605(a) § 63.6605(b) § 63.6625(h) § 63.6625(i)	For each existing black start stationary CI RICE, located at a major source, you must comply with the requirements as specified in Table 2c.1.a-c.	§ 63.6625(i) § 63.6640(a)	§ 63.6625(i) § 63.6660(a) § 63.6660(b) § 63.6660(c)	§ 63.6445(a) § 63.6640(e) § 63.6650(f)
ICSGT03	EU	63ZZZZ-5A	112(B) HAPS	40 CFR Part 63, Subpart ZZZZ	§ 63.6600(d)-Table 2c.1 § 63.6595(a)(1) § 63.6595(c) § 63.6605(a) § 63.6605(b) § 63.6625(h) § 63.6625(i)	For each existing black start stationary CI RICE, located at a major source, you must comply with the requirements as specified in Table 2c.1.a-c.	§ 63.6625(i) § 63.6640(a)	§ 63.6625(i) § 63.6660(a) § 63.6660(b) § 63.6660(c)	§ 63.6445(a) § 63.6640(e) § 63.6650(f)
KD01	EP	R5720	Highly Reactive VOC	30 TAC Chapter 115, HRVOC Vent Gas	§ 115.722(c)(1) § 115.722(c)(3) § 115.722(d) § 115.722(d)(1) § 115.722(d)(2)	HRVOC emissions at each site located in Harris County that is subject to this division or Division 2 of this subchapter must not exceed 1,200 pounds of HRVOC per one-hour block period from any flare, vent, pressure relief valve, cooling tower, or any combination.	§ 115.725(n)	§ 115.726(d)(1) § 115.726(d)(2) § 115.726(d)(3) § 115.726(d)(4) [G]§ 115.726(h) § 115.726(i) § 115.726(j)(1) § 115.726(j)(2)	§ 115.725(n)
KD01	EP	R5121	VOC	30 TAC Chapter 115, Vent Gas	§ 115.122(a)(2) § 115.121(a)(2)	Any vent gas streams affected by §115.121(a)(2)	[G]§ 115.125 § 115.126(1)	§ 115.126 § 115.126(1)	None

**Applicable Requirements Summary**

Unit Group Process ID No.	Unit Group Process Type	SOP Index No.	Pollutant	State Rule or Federal Regulation Name	Emission Limitation, Standard or Equipment Specification Citation	Textual Description (See Special Term and Condition 1.B.)	Monitoring And Testing Requirements	Recordkeeping Requirements (30 TAC § 122.144)	Reporting Requirements (30 TAC § 122.145)
				Controls	§ 115.122(a)(2)(A) § 60.18	of this title must be controlled properly with a control efficiency of at least 98% or to a VOC concentration of no more than 20 ppmv (on a dry basis corrected to 3.0% oxygen for combustion devices).	§ 115.126(1)(B) § 115.126(2) § 115.126(7)	§ 115.126(1)(B) § 115.126(2)	
KLTK-01A	EU	R5111-1	VOC	30 TAC Chapter 115, Storage of VOCs	§ 115.111(a)(1)	Except as provided in § 115.118, a storage tank storing VOC with a true vapor pressure less than 1.5 psia is exempt from the requirements of this division.	[G]§ 115.117	§ 115.118(a)(1) § 115.118(a)(5) § 115.118(a)(7)	None
KT01	EP	R5720	Highly Reactive VOC	30 TAC Chapter 115, HRVOC Vent Gas	§ 115.722(c)(1) § 115.722(c)(3) § 115.722(d) § 115.722(d)(1) § 115.722(d)(2)	HRVOC emissions at each site located in Harris County that is subject to this division or Division 2 of this subchapter must not exceed 1,200 pounds of HRVOC per one-hour block period from any flare, vent, pressure relief valve, cooling tower, or any combination.	§ 115.725(n)	§ 115.726(d)(1) § 115.726(d)(2) § 115.726(d)(3) § 115.726(d)(4) [G]§ 115.726(h) § 115.726(i) § 115.726(j)(1) § 115.726(j)(2)	§ 115.725(n)
KT01	EP	R5121	VOC	30 TAC Chapter 115, Vent Gas Controls	§ 115.122(a)(2) § 115.121(a)(2) § 115.122(a)(2)(A) § 60.18	Any vent gas streams affected by §115.121(a)(2) of this title must be controlled properly with a control efficiency of at least 98% or to a VOC concentration of no more than 20 ppmv (on a dry basis corrected to 3.0% oxygen for combustion devices).	[G]§ 115.125 § 115.126(1) § 115.126(1)(B) § 115.126(2) § 115.126(7)	§ 115.126 § 115.126(1) § 115.126(1)(B) § 115.126(2)	None

**Applicable Requirements Summary**

Unit Group Process ID No.	Unit Group Process Type	SOP Index No.	Pollutant	State Rule or Federal Regulation Name	Emission Limitation, Standard or Equipment Specification Citation	Textual Description (See Special Term and Condition 1.B.)	Monitoring And Testing Requirements	Recordkeeping Requirements (30 TAC § 122.144)	Reporting Requirements (30 TAC § 122.145)
KT02	EP	R5720	Highly Reactive VOC	30 TAC Chapter 115, HRVOC Vent Gas	§ 115.722(c)(1) § 115.722(c)(3) § 115.722(d) § 115.722(d)(1) § 115.722(d)(2)	HRVOC emissions at each site located in Harris County that is subject to this division or Division 2 of this subchapter must not exceed 1,200 pounds of HRVOC per one-hour block period from any flare, vent, pressure relief valve, cooling tower, or any combination.	§ 115.725(n)	§ 115.726(d)(1) § 115.726(d)(2) § 115.726(d)(3) § 115.726(d)(4) [G]§ 115.726(h) § 115.726(i) § 115.726(j)(1) § 115.726(j)(2)	§ 115.725(n)
KT02	EP	R5121	VOC	30 TAC Chapter 115, Vent Gas Controls	§ 115.122(a)(2) § 115.121(a)(2) § 115.122(a)(2)(A) § 60.18	Any vent gas streams affected by §115.121(a)(2) of this title must be controlled properly with a control efficiency of at least 98% or to a VOC concentration of no more than 20 ppmv (on a dry basis corrected to 3.0% oxygen for combustion devices).	[G]§ 115.125 § 115.126(1) § 115.126(1)(B) § 115.126(2) § 115.126(7)	§ 115.126 § 115.126(1) § 115.126(1)(B) § 115.126(2)	None
KT03	EP	R5720	Highly Reactive VOC	30 TAC Chapter 115, HRVOC Vent Gas	§ 115.722(c)(1) § 115.722(c)(3) § 115.722(d) § 115.722(d)(1) § 115.722(d)(2)	HRVOC emissions at each site located in Harris County that is subject to this division or Division 2 of this subchapter must not exceed 1,200 pounds of HRVOC per one-hour block period from any flare, vent, pressure relief valve, cooling tower, or any combination.	§ 115.725(n)	§ 115.726(d)(1) § 115.726(d)(2) § 115.726(d)(3) § 115.726(d)(4) [G]§ 115.726(h) § 115.726(i) § 115.726(j)(1) § 115.726(j)(2)	§ 115.725(n)
KT03	EP	R5121	VOC	30 TAC Chapter 115, Vent Gas Controls	§ 115.122(a)(2) § 115.121(a)(2) § 115.122(a)(2)(A) § 60.18	Any vent gas streams affected by §115.121(a)(2) of this title must be controlled properly with a control efficiency of at least	[G]§ 115.125 § 115.126(1) § 115.126(1)(B) § 115.126(2) § 115.126(7)	§ 115.126 § 115.126(1) § 115.126(1)(B) § 115.126(2)	None

**Applicable Requirements Summary**

Unit Group Process ID No.	Unit Group Process Type	SOP Index No.	Pollutant	State Rule or Federal Regulation Name	Emission Limitation, Standard or Equipment Specification Citation	Textual Description (See Special Term and Condition 1.B.)	Monitoring And Testing Requirements	Recordkeeping Requirements (30 TAC § 122.144)	Reporting Requirements (30 TAC § 122.145)
						98% or to a VOC concentration of no more than 20 ppmv (on a dry basis corrected to 3.0% oxygen for combustion devices).			
KT04	EP	R5720	Highly Reactive VOC	30 TAC Chapter 115, HRVOC Vent Gas	§ 115.722(c)(1) § 115.722(c)(3) § 115.722(d) § 115.722(d)(1) § 115.722(d)(2)	HRVOC emissions at each site located in Harris County that is subject to this division or Division 2 of this subchapter must not exceed 1,200 pounds of HRVOC per one-hour block period from any flare, vent, pressure relief valve, cooling tower, or any combination.	§ 115.725(n)	§ 115.726(d)(1) § 115.726(d)(2) § 115.726(d)(3) § 115.726(d)(4) [G]§ 115.726(h) § 115.726(i) § 115.726(j)(1) § 115.726(j)(2)	§ 115.725(n)
KT04	EP	R5121	VOC	30 TAC Chapter 115, Vent Gas Controls	§ 115.122(a)(2) § 115.121(a)(2) § 115.122(a)(2)(A) § 60.18	Any vent gas streams affected by §115.121(a)(2) of this title must be controlled properly with a control efficiency of at least 98% or to a VOC concentration of no more than 20 ppmv (on a dry basis corrected to 3.0% oxygen for combustion devices).	[G]§ 115.125 § 115.126(1) § 115.126(1)(B) § 115.126(2) § 115.126(7)	§ 115.126 § 115.126(1) § 115.126(1)(B) § 115.126(2)	None
LABVENT	EP	R5121	VOC	30 TAC Chapter 115, Vent Gas Controls	§ 115.127(a)(2)(A) [G]§ 115.122(a)(4) § 115.127(a)(2)	A vent gas stream having a combined weight of volatile organic compounds (VOC) < 100 lbs (45.4 kg) in any continuous 24-hour period is exempt from the requirements of § 115.121(a)(1).	[G]§ 115.125 § 115.126(2)	§ 115.126 § 115.126(2) § 115.126(4)	None
LABVENT	EP	R5121	VOC	30 TAC Chapter	§ 115.127(a)(2)(B)	A vent gas stream specified	[G]§ 115.125	§ 115.126	None

**Applicable Requirements Summary**

Unit Group Process ID No.	Unit Group Process Type	SOP Index No.	Pollutant	State Rule or Federal Regulation Name	Emission Limitation, Standard or Equipment Specification Citation	Textual Description (See Special Term and Condition 1.B.)	Monitoring And Testing Requirements	Recordkeeping Requirements (30 TAC § 122.144)	Reporting Requirements (30 TAC § 122.145)
				115, Vent Gas Controls	[G]§ 115.122(a)(4) § 115.127(a)(2)	in § 115.121(a)(1) of this title with a concentration of VOC < 612 ppmv is exempt from § 115.121(a)(1).	§ 115.126(2)	§ 115.126(2) § 115.126(4)	
LD25	EU	R5112-1	VOC	30 TAC Chapter 115, Storage of VOCs	§ 115.112(e)(1) § 115.112(e)(3) § 115.112(e)(3)(C) § 60.18	No person shall place, store, or hold VOC in any storage tank unless the storage tank is capable of maintaining working pressure sufficient at all times to prevent any vapor or gas loss to the atmosphere or is in compliance with the control requirements specified in Table 1 of this paragraph for VOC other than crude oil and condensate or Table 2 of subsection (a)(1) of this paragraph for crude oil and condensate.	§ 115.115(a) § 115.115(a)(6) § 115.116(a)(2) [G]§ 115.117	§ 115.118(a)(4) § 115.118(a)(4)(F) § 115.118(a)(5) § 115.118(a)(7)	None
LD25-1	EU	R5212-5	VOC	30 TAC Chapter 115, Loading and Unloading of VOC	§ 115.212(a)(1) § 115.212(a)(1)(A) § 115.212(a)(3)(A) § 115.212(a)(3)(A)(i) § 115.212(a)(3)(B) [G]§ 115.212(a)(3)(C) § 115.212(a)(3)(E) § 115.214(a)(1)(B) § 115.214(a)(1)(C) § 60.18	At operations other than gasoline terminals, gasoline bulk plants, and marine terminals, vapors from loading VOC with a true vapor pressure of 0.5 psia or greater must be controlled by one of the methods specified in § 115.212(a)(1)(A)-(C).	§ 115.212(a)(3)(B) § 115.214(a)(1)(A) § 115.214(a)(1)(A)(i) § 115.214(a)(1)(A)(ii) § 115.214(a)(1)(A)(iii) § 115.215 § 115.215(1) § 115.215(10) [G]§ 115.215(2) [G]§ 115.215(3) § 115.215(4) § 115.215(9) § 115.216(1) § 115.216(1)(B)	§ 115.216 § 115.216(1) § 115.216(1)(B) § 115.216(2) § 115.216(3)(A) § 115.216(3)(A)(i) § 115.216(3)(A)(ii) § 115.216(3)(A)(iii) § 115.216(3)(B)	None



**Applicable Requirements Summary**

Unit Group Process ID No.	Unit Group Process Type	SOP Index No.	Pollutant	State Rule or Federal Regulation Name	Emission Limitation, Standard or Equipment Specification Citation	Textual Description (See Special Term and Condition 1.B.)	Monitoring And Testing Requirements	Recordkeeping Requirements (30 TAC § 122.144)	Reporting Requirements (30 TAC § 122.145)
LOADXX	EU	R5212-3	VOC	30 TAC Chapter 115, Loading and Unloading of VOC	§ 115.217(a)(1) § 115.214(a)(1)(B) § 115.214(a)(1)(D) § 115.214(a)(1)(D)(i)	Vapor pressure (at land-based operations). All land-based loading and unloading of VOC with a true vapor pressure less than 0.5 psia is exempt from the requirements of this division, except as specified.	§ 115.214(a)(1)(A) § 115.214(a)(1)(A)(i) § 115.215 § 115.215(4)	§ 115.216 § 115.216(2) § 115.216(3)(B)	None
LOADXX	EU	R5212-4	VOC	30 TAC Chapter 115, Loading and Unloading of VOC	§ 115.212(a)(1) § 115.212(a)(1)(A) § 115.212(a)(3)(A) § 115.212(a)(3)(A)(i) § 115.212(a)(3)(B) [G]§ 115.212(a)(3)(C) § 115.212(a)(3)(E) § 115.214(a)(1)(B) § 115.214(a)(1)(C)	At operations other than gasoline terminals, gasoline bulk plants, and marine terminals, vapors from loading VOC with a true vapor pressure of 0.5 psia or greater must be controlled by one of the methods specified in § 115.212(a)(1)(A)-(C).	§ 115.212(a)(3)(B) § 115.214(a)(1)(A) § 115.214(a)(1)(A)(i) § 115.214(a)(1)(A)(ii) § 115.214(a)(1)(A)(iii) § 115.215 § 115.215(1) § 115.215(10) [G]§ 115.215(2) § 115.215(4) § 115.215(9) § 115.216(1) § 115.216(1)(A) § 115.216(1)(A)(iii)	§ 115.216 § 115.216(1) § 115.216(1)(A) § 115.216(1)(A)(iii) § 115.216(2) § 115.216(3)(A) § 115.216(3)(A)(i) § 115.216(3)(A)(ii) § 115.216(3)(A)(iii) § 115.216(3)(B)	None
LOADXX	EU	R5212-5	VOC	30 TAC Chapter 115, Loading and Unloading of VOC	§ 115.212(a)(1) § 115.212(a)(1)(A) § 115.212(a)(3)(A) § 115.212(a)(3)(A)(i) § 115.212(a)(3)(B) [G]§ 115.212(a)(3)(C) § 115.212(a)(3)(E) § 115.214(a)(1)(B) § 115.214(a)(1)(C) § 60.18	At operations other than gasoline terminals, gasoline bulk plants, and marine terminals, vapors from loading VOC with a true vapor pressure of 0.5 psia or greater must be controlled by one of the methods specified in § 115.212(a)(1)(A)-(C).	§ 115.212(a)(3)(B) § 115.214(a)(1)(A) § 115.214(a)(1)(A)(i) § 115.214(a)(1)(A)(ii) § 115.214(a)(1)(A)(iii) § 115.215 § 115.215(1) § 115.215(10) [G]§ 115.215(2)	§ 115.216 § 115.216(1) § 115.216(1)(B) § 115.216(2) § 115.216(3)(A) § 115.216(3)(A)(i) § 115.216(3)(A)(ii) § 115.216(3)(A)(iii) § 115.216(3)(B)	None

**Applicable Requirements Summary**

Unit Group Process ID No.	Unit Group Process Type	SOP Index No.	Pollutant	State Rule or Federal Regulation Name	Emission Limitation, Standard or Equipment Specification Citation	Textual Description (See Special Term and Condition 1.B.)	Monitoring And Testing Requirements	Recordkeeping Requirements (30 TAC § 122.144)	Reporting Requirements (30 TAC § 122.145)
							[G]§ 115.215(3) § 115.215(4) § 115.215(9) § 115.216(1) § 115.216(1)(B)		
LOADXX	EU	R5212-5A	VOC	30 TAC Chapter 115, Loading and Unloading of VOC	§ 115.213(a) § 115.910	Alternate methods of demonstrating compliance with the applicable control requirements or exemption criteria may be approved by the executive director in accordance with §115.910 if the emission reductions are demonstrated to be equivalent.	§ 115.213(a)	§ 115.213(a)	None
LOADXX	EU	R5212-6	VOC	30 TAC Chapter 115, Loading and Unloading of VOC	§ 115.212(a)(1) § 115.212(a)(1)(B) § 115.212(a)(3)(A) § 115.212(a)(3)(A)(i) § 115.212(a)(3)(B) [G]§ 115.212(a)(3)(C) § 115.212(a)(3)(E) § 115.214(a)(1)(B) § 115.214(a)(1)(C)	At operations other than gasoline terminals, gasoline bulk plants, and marine terminals, vapors from loading VOC with a true vapor pressure of 0.5 psia or greater must be controlled by one of the methods specified in § 115.212(a)(1)(A)-(C).	§ 115.212(a)(3)(B) § 115.214(a)(1)(A) § 115.214(a)(1)(A)(i) § 115.214(a)(1)(A)(ii) § 115.214(a)(1)(A)(iii) § 115.215 § 115.215(1) § 115.215(10) [G]§ 115.215(2) § 115.215(4) § 115.215(9)	§ 115.216 § 115.216(2) § 115.216(3)(A) § 115.216(3)(A)(i) § 115.216(3)(A)(ii) § 115.216(3)(A)(iii) § 115.216(3)(B)	None
LOADXX	EU	R5212-7	VOC	30 TAC Chapter 115, Loading and Unloading of VOC	§ 115.212(a)(1) § 115.212(a)(1)(C) § 115.212(a)(3)(A) § 115.212(a)(3)(A)(i) § 115.212(a)(3)(B) [G]§ 115.212(a)(3)(C) § 115.212(a)(3)(E)	At operations other than gasoline terminals, gasoline bulk plants, and marine terminals, vapors from loading VOC with a true vapor pressure of 0.5 psia or greater must be controlled by one of the methods specified in §	§ 115.212(a)(3)(B) § 115.214(a)(1)(A) § 115.214(a)(1)(A)(i) § 115.214(a)(1)(A)(ii) § 115.214(a)(1)(A)(iii) § 115.215	§ 115.216 § 115.216(2) § 115.216(3)(A) § 115.216(3)(A)(i) § 115.216(3)(A)(ii) § 115.216(3)(A)(iii) § 115.216(3)(B)	None

**Applicable Requirements Summary**

Unit Group Process ID No.	Unit Group Process Type	SOP Index No.	Pollutant	State Rule or Federal Regulation Name	Emission Limitation, Standard or Equipment Specification Citation	Textual Description (See Special Term and Condition 1.B.)	Monitoring And Testing Requirements	Recordkeeping Requirements (30 TAC § 122.144)	Reporting Requirements (30 TAC § 122.145)
					§ 115.214(a)(1)(B) § 115.214(a)(1)(C)	115.212(a)(1)(A)-(C).	§ 115.215(1) § 115.215(10) [G]§ 115.215(2) § 115.215(4) § 115.215(9)		
LT06A	EU	R5142	VOC	30 TAC Chapter 115, Industrial Wastewater	§ 115.142(1) § 115.142 § 115.142(1)(A) § 115.142(1)(B) § 115.142(1)(C) § 115.142(1)(E) § 115.142(1)(G) [G]§ 115.142(1)(H) [G]§ 115.148	The wastewater component shall meet the specified control requirements.	[G]§ 115.142(1)(H) [G]§ 115.144(1) § 115.144(3)(F) § 115.146(1) § 115.146(2) § 115.146(3) § 115.146(4) § 115.145 § 115.145(1) § 115.145(10) [G]§ 115.145(2) [G]§ 115.145(3) § 115.145(4) § 115.145(5) § 115.145(6) § 115.145(7) § 115.145(9) [G]§ 115.148	[G]§ 115.142(1)(H) § 115.144(3)(F) § 115.146(1) § 115.146(2) § 115.146(3) § 115.146(4)	None
LUNCHTNT	EU	R7300	CO	30 TAC Chapter 117, Subchapter B	§ 117.310(c)(1) § 117.310(c)(1)(B)	CO emissions must not exceed 3.0 g/hp-hr for stationary internal combustion engines.	[G]§ 117.335(a)(1) § 117.335(a)(4) § 117.335(b) § 117.335(d) § 117.335(e) § 117.335(g) § 117.340(a)(2)(C) § 117.340(h) § 117.8000(b) § 117.8000(c) § 117.8000(c)(2) § 117.8000(c)(3) § 117.8000(c)(5) § 117.8000(c)(6) [G]§ 117.8000(d) § 117.8140(a) § 117.8140(a)(1) § 117.8140(a)(2)	§ 117.345(a) § 117.345(f) [G]§ 117.345(f)(10) § 117.345(f)(3) § 117.345(f)(3)(A) § 117.345(f)(3)(A)(ii) § 117.345(f)(9)	§ 117.335(b) § 117.335(g) [G]§ 117.345(b) [G]§ 117.345(c) § 117.8010 [G]§ 117.8010(1) § 117.8010(2) § 117.8010(2)(A) § 117.8010(2)(B) [G]§ 117.8010(3) § 117.8010(4) [G]§ 117.8010(5) § 117.8010(6) [G]§ 117.8010(7)

**Applicable Requirements Summary**

Unit Group Process ID No.	Unit Group Process Type	SOP Index No.	Pollutant	State Rule or Federal Regulation Name	Emission Limitation, Standard or Equipment Specification Citation	Textual Description (See Special Term and Condition 1.B.)	Monitoring And Testing Requirements	Recordkeeping Requirements (30 TAC § 122.144)	Reporting Requirements (30 TAC § 122.145)
							§ 117.8140(a)(2)(A) [G]§ 117.8140(a)(2)(B) § 117.8140(b)		
LUNCHTNT	EU	R7300	NO <sub>x</sub>	30 TAC Chapter 117, Subchapter B	§ 117.310(d)(3) § 117.310(a) § 117.310(a)(9)(E)(vii)(II) § 117.310(b) [G]§ 117.310(e)(1) § 117.310(e)(2) [G]§ 117.310(e)(3) § 117.310(e)(4) [G]§ 117.310(f) § 117.340(l)(2) § 117.340(p)(1) § 117.340(p)(2)(C) § 117.340(p)(3)	An owner or operator may not use the alternative methods specified in §§ 117.315, 117.323 and 117.9800 to comply with the NO <sub>x</sub> emission specifications but shall use the mass emissions cap and trade program in Chapter 101, Subchapter H, Division 3, except that electric generating facilities must also comply with the daily and 30-day system cap emission limitations of § 117.320. An owner or operator may use the alternative methods specified in § 117.9800 to comply with § 117.320.	[G]§ 117.335(a)(1) § 117.335(a)(4) § 117.335(b) § 117.335(d) § 117.335(e) § 117.335(g) § 117.340(a)(2)(C) § 117.340(h) § 117.340(l)(2) § 117.340(o)(1) § 117.340(p)(1) § 117.340(p)(2)(A) § 117.340(p)(2)(B) § 117.340(p)(2)(C) § 117.8000(b) § 117.8000(c) § 117.8000(c)(1) § 117.8000(c)(3) § 117.8000(c)(5) § 117.8000(c)(6) [G]§ 117.8000(d) § 117.8140(a) § 117.8140(a)(1) § 117.8140(a)(2) § 117.8140(a)(2)(A) [G]§ 117.8140(a)(2)(B) § 117.8140(b)	§ 117.345(a) § 117.345(f) [G]§ 117.345(f)(10) § 117.345(f)(3) § 117.345(f)(3)(A) § 117.345(f)(3)(A)(ii) § 117.345(f)(3)(B) § 117.345(f)(9)	§ 117.335(b) § 117.335(g) § 117.340(p)(2)(D) [G]§ 117.345(b) [G]§ 117.345(c) § 117.8010 [G]§ 117.8010(1) § 117.8010(2) § 117.8010(2)(A) § 117.8010(2)(B) § 117.8010(2)(C) § 117.8010(2)(D) [G]§ 117.8010(3) § 117.8010(4) [G]§ 117.8010(5) § 117.8010(6) [G]§ 117.8010(7)
LUNCHTNT	EU	60III	HC and NO <sub>x</sub>	40 CFR Part 60, Subpart III	§ 60.4204(b) § 1042.101 § 60.4201(e)(1) § 60.4201(e)(2) § 60.4206 § 60.4207(b)	Owners and operators of non-emergency stationary CI ICE with a maximum engine power less than 600 KW and a displacement of greater than or equal to 10	§ 60.4209(b)	[G]§ 60.4214(a)(2) § 60.4214(c)	[G]§ 60.4214(a)(1)

**Applicable Requirements Summary**

Unit Group Process ID No.	Unit Group Process Type	SOP Index No.	Pollutant	State Rule or Federal Regulation Name	Emission Limitation, Standard or Equipment Specification Citation	Textual Description (See Special Term and Condition 1.B.)	Monitoring And Testing Requirements	Recordkeeping Requirements (30 TAC § 122.144)	Reporting Requirements (30 TAC § 122.145)
					[G]§ 60.4211(a) § 60.4211(c) § 60.4218	liters per cylinder and less than 15 liters per cylinder and is a 2013 model year and later must comply with an HC+NOx emission limit of 6.2 g/KW-hr, as stated in 40 CFR 60.4201(e)(1)-(2) and 40 CFR 1042.101			
LUNCHTNT	EU	63ZZZZ	112(B) HAPS	40 CFR Part 63, Subpart ZZZZ	§ 63.6590(c)	Stationary RICE subject to Regulations under 40 CFR Part 60. An affected source that meets any of the criteria in paragraphs (c)(1) through (7) of this section must meet the requirements of this part by meeting the requirements of 40 CFR part 60 subpart IIII, for compression ignition engines or 40 CFR part 60 subpart JJJJ, for spark ignition engines as applicable. No further requirements apply for such engines under this part.	None	None	None
MD20	EU	R5111-1	VOC	30 TAC Chapter 115, Storage of VOCs	§ 115.111(a)(1)	Except as provided in § 115.118, a storage tank storing VOC with a true vapor pressure less than 1.5 psia is exempt from the requirements of this division.	[G]§ 115.117	§ 115.118(a)(1) § 115.118(a)(5) § 115.118(a)(7)	None
MR01	EP	R5720	Highly Reactive VOC	30 TAC Chapter 115, HRVOC Vent Gas	§ 115.722(c)(1) § 115.722(c)(3) § 115.722(d) § 115.722(d)(1) § 115.722(d)(2)	HRVOC emissions at each site located in Harris County that is subject to this division or Division 2 of this subchapter must not exceed 1,200 pounds of HRVOC	§ 115.725(n)	§ 115.726(d)(1) § 115.726(d)(2) § 115.726(d)(3) § 115.726(d)(4) [G]§ 115.726(h) § 115.726(i)	§ 115.725(n)

**Applicable Requirements Summary**

Unit Group Process ID No.	Unit Group Process Type	SOP Index No.	Pollutant	State Rule or Federal Regulation Name	Emission Limitation, Standard or Equipment Specification Citation	Textual Description (See Special Term and Condition 1.B.)	Monitoring And Testing Requirements	Recordkeeping Requirements (30 TAC § 122.144)	Reporting Requirements (30 TAC § 122.145)
						per one-hour block period from any flare, vent, pressure relief valve, cooling tower, or any combination.		§ 115.726(j)(1) § 115.726(j)(2)	
MR01	EP	R5121	VOC	30 TAC Chapter 115, Vent Gas Controls	§ 115.122(a)(2) § 115.121(a)(2) § 115.122(a)(2)(A) § 60.18	Any vent gas streams affected by §115.121(a)(2) of this title must be controlled properly with a control efficiency of at least 98% or to a VOC concentration of no more than 20 ppmv (on a dry basis corrected to 3.0% oxygen for combustion devices).	[G]§ 115.125 § 115.126(1) § 115.126(1)(B) § 115.126(2) § 115.126(7)	§ 115.126 § 115.126(1) § 115.126(1)(B) § 115.126(2)	None
MTK01	EU	R5112-2	VOC	30 TAC Chapter 115, Storage of VOCs	§ 115.112(e)(1)	No person shall place, store, or hold VOC in any storage tank unless the storage tank is capable of maintaining working pressure sufficient at all times to prevent any vapor or gas loss to the atmosphere or is in compliance with the control requirements specified in Table 1 of this paragraph for VOC other than crude oil and condensate or Table 2 of subsection (a)(1) of this paragraph for crude oil and condensate.	[G]§ 115.117 ** See Periodic Monitoring Summary	§ 115.118(a)(5) § 115.118(a)(7)	None
MTK02	EU	R5111-1	VOC	30 TAC Chapter 115, Storage of VOCs	§ 115.111(a)(1)	Except as provided in § 115.118, a storage tank storing VOC with a true vapor pressure less than 1.5 psia is exempt from the	[G]§ 115.117	§ 115.118(a)(1) § 115.118(a)(5) § 115.118(a)(7)	None

**Applicable Requirements Summary**

Unit Group Process ID No.	Unit Group Process Type	SOP Index No.	Pollutant	State Rule or Federal Regulation Name	Emission Limitation, Standard or Equipment Specification Citation	Textual Description (See Special Term and Condition 1.B.)	Monitoring And Testing Requirements	Recordkeeping Requirements (30 TAC § 122.144)	Reporting Requirements (30 TAC § 122.145)
						requirements of this division.			
ND08	EP	R5720	Highly Reactive VOC	30 TAC Chapter 115, HRVOC Vent Gas	§ 115.722(c)(1) § 115.722(c)(3) § 115.725(a)(1)(A) § 115.725(a)(1)(B) § 115.725(a)(1)(C) § 115.725(a)(3) [G]§ 115.725(a)(4) [G]§ 115.725(l) [G]§ 115.726(a)(2)	HRVOC emissions at each site located in Harris County that is subject to this division or Division 2 of this subchapter must not exceed 1,200 pounds of HRVOC per one-hour block period from any flare, vent, pressure relief valve, cooling tower, or any combination.	§ 115.725(a) § 115.725(a)(1)(A) § 115.725(a)(1)(B) § 115.725(a)(1)(C) § 115.725(a)(3) § 115.725(a)(3)(A) [G]§ 115.725(a)(4) § 115.725(a)(5) [G]§ 115.725(l) § 115.725(n)	§ 115.726(b)(1) § 115.726(b)(2) § 115.726(b)(3) [G]§ 115.726(h) § 115.726(i) § 115.726(j)(1) § 115.726(j)(2)	[G]§ 115.725(a)(4) § 115.725(a)(5) § 115.725(n) [G]§ 115.726(a)(2)
ND08	EP	R5121	VOC	30 TAC Chapter 115, Vent Gas Controls	§ 115.127(a)(2)(A) [G]§ 115.122(a)(4) § 115.127(a)(2)	A vent gas stream having a combined weight of volatile organic compounds (VOC) < 100 lbs (45.4 kg) in any continuous 24-hour period is exempt from the requirements of § 115.121(a)(1).	[G]§ 115.125 § 115.126(2)	§ 115.126 § 115.126(2) § 115.126(4)	None
ND08	EP	R5121	VOC	30 TAC Chapter 115, Vent Gas Controls	§ 115.127(a)(2)(B) [G]§ 115.122(a)(4) § 115.127(a)(2)	A vent gas stream specified in § 115.121(a)(1) of this title with a concentration of VOC < 612 ppmv is exempt from § 115.121(a)(1).	[G]§ 115.125 § 115.126(2)	§ 115.126 § 115.126(2) § 115.126(4)	None
ND08	EU	63YY	112(B) HAPS	40 CFR Part 63, Subpart YY	§ 63.1103(e)-Table 7(b)(1)(iii)(C) § 63.1103(e)(3) [G]§ 63.1103(e)(5)	For existing tank with maximum true vapor pressure of total organic HAP greater than or equal to 3.4 kilopascals but less than 76.6 kilopascals; and the capacity of the vessel greater than or equal to 95 cubic meters, reduce emissions of total organic HAP by 98 weight-percent	§ 63.1103(e)(3) [G]§ 63.1103(e)(5)(i) § 63.1103(e)(5)(ii) [G]§ 63.1103(e)-Table 7(b)(1)(ii) § 63.1103(e)-Table 7(b)(1)(iii)(C) § 63.1109(a) § 63.1109(b) § 63.1109(c) § 63.1109(c)	§ 63.1103(e)(3) [G]§ 63.1103(e)(5)(i) § 63.1103(e)(5)(ii) [G]§ 63.1103(e)-Table 7(b)(1)(ii) § 63.1103(e)-Table 7(b)(1)(iii)(C) § 63.1109(a) § 63.1109(b) § 63.1109(c) § 63.1109(d)	§ 63.1103(e)(3) [G]§ 63.1103(e)(5)(i) § 63.1103(e)(5)(ii) [G]§ 63.1103(e)-Table 7(b)(1)(ii) § 63.1103(e)-Table 7(b)(1)(iii)(C) § 63.1109(a) § 63.1109(b) § 63.1109(c) § 63.1109(d)

**Applicable Requirements Summary**

Unit Group Process ID No.	Unit Group Process Type	SOP Index No.	Pollutant	State Rule or Federal Regulation Name	Emission Limitation, Standard or Equipment Specification Citation	Textual Description (See Special Term and Condition 1.B.)	Monitoring And Testing Requirements	Recordkeeping Requirements (30 TAC § 122.144)	Reporting Requirements (30 TAC § 122.145)
						by venting emissions through a closed vent system to any combination of non-flare control devices and meet the requirements specified in § 63.982(c)(1) and (e)(9) of this section.	§ 63.1109(d) § 63.1109(f) [G]§ 63.1110(a) [G]§ 63.1110(b) [G]§ 63.1110(c) [G]§ 63.1110(d) [G]§ 63.1110(e) § 63.1110(e)(1) § 63.1110(e)(2) § 63.1110(e)(3) § 63.1110(e)(5) [G]§ 63.1110(f) [G]§ 63.1110(g) [G]§ 63.1110(h)	§ 63.1109(f) [G]§ 63.1110(a) [G]§ 63.1110(b) [G]§ 63.1110(c) [G]§ 63.1110(d) § 63.1110(e) § 63.1110(e)(1) § 63.1110(e)(2) § 63.1110(e)(3) § 63.1110(e)(5) [G]§ 63.1110(f) [G]§ 63.1110(g) [G]§ 63.1110(h)	§ 63.1109(f) [G]§ 63.1110(a) [G]§ 63.1110(b) [G]§ 63.1110(c) [G]§ 63.1110(d) § 63.1110(e) § 63.1110(e)(1) § 63.1110(e)(2) § 63.1110(e)(3) § 63.1110(e)(5) [G]§ 63.1110(f) [G]§ 63.1110(g) [G]§ 63.1110(h)
OLDLOAD	EU	63EEEE	112(B) HAPS	40 CFR Part 63, Subpart EEEE	§ 63.2343(c) § 63.2350(d)	For each transfer rack subject to this subpart that loads organic liquids but is not subject to control based on the criteria specified in Table 2 to this subpart, items 7 through 10, comply with the recordkeeping and reporting provisions in §63.2343(c)(1)-(3).	None	§ 63.2343(c)(3) § 63.2390(d) § 63.2394(a) § 63.2394(b) § 63.2394(c)	[G]§ 63.2343(c)(1) [G]§ 63.2343(c)(2) [G]§ 63.2343(d) [G] § 63.2386(b) § 63.2386(c) § 63.2386(c)(1) § 63.2386(c)(2) § 63.2386(c)(3) § 63.2386(c)(10)(i) § 63.2386(c)(10)(ii) § 63.2386(d) § 63.2386(d)(4)(ii) § 63.2386(f) [G] § 63.2386(i) [G] § 63.2386(j)
OLDTANK	EU	63EEEE	112(B) HAPS	40 CFR Part 63, Subpart EEEE	§ 63.2343(b) § 63.2350(d)	Except as specified in §63.2343(b)(4), for each storage tank subject to this subpart having a capacity of 18.9 cubic meters (50,000 gallons) or more that is not subject to control based on the criteria specified in	None	§ 63.2343(b)(3) § 63.2394(a) § 63.2394(b) § 63.2394(c)	[G]§ 63.2343(b)(1) [G]§ 63.2343(b)(2) [G]§ 63.2343(d) [G]§ 63.2386(b) § 63.2386(c) § 63.2386(c)(1) § 63.2386(c)(2) § 63.2386(c)(3)



**Applicable Requirements Summary**

Unit Group Process ID No.	Unit Group Process Type	SOP Index No.	Pollutant	State Rule or Federal Regulation Name	Emission Limitation, Standard or Equipment Specification Citation	Textual Description (See Special Term and Condition 1.B.)	Monitoring And Testing Requirements	Recordkeeping Requirements (30 TAC § 122.144)	Reporting Requirements (30 TAC § 122.145)
						Table 2 to this subpart, items 3 through 6 or in Table 2b to this subpart, items through 3, comply with the requirements specified in §63.2343(b)(1) through (3).			§ 63.2386(c)(10)(i) § 63.2386(c)(10)(ii) § 63.2386(d) § 63.2386(d)(4)(i) § 63.2386(f) [G]§ 63.2386(i) [G]§ 63.2386(j)
PRIMFL	CD	R1111-2	Opacity	30 TAC Chapter 111, Visible Emissions	§ 111.111(a)(4)(A)	Visible emissions from a process gas flare shall not be permitted for more than five minutes in any two-hour period. Non-excessive upset events are subject to the provisions under §101.222(b).	§ 111.111(a)(4)(A)(i) § 111.111(a)(4)(A)(ii)	§ 111.111(a)(4)(A)(ii)	None
PRIMFL	CD	R115H	Highly Reactive VOC	30 TAC Chapter 115, HRVOC Vent Gas	§ 115.722(d) § 115.722(d)(1) § 115.722(d)(2) [G]§ 115.725(d)(1) § 115.725(d)(2) § 115.725(d)(2)(A)(i) [G]§ 115.725(d)(2)(A)(ii) § 115.725(d)(2)(A)(iii) § 115.725(d)(2)(A)(iv) § 115.725(d)(2)(B) § 115.725(d)(2)(B)(i) § 115.725(d)(2)(B)(ii) § 115.725(d)(2)(B)(iii) § 115.725(d)(2)(B)(iv)	All flares must continuously meet the requirements of 40 CFR § 60.18(c)(2)-(6) and (d) as amended through October 17, 2000 (65 FR 61744) when vent gas containing HRVOC is being routed to the flare.	[G]§ 115.725(d)(1) § 115.725(d)(2) § 115.725(d)(2)(A)(i) [G]§ 115.725(d)(2)(A)(ii) § 115.725(d)(2)(A)(iii) § 115.725(d)(2)(A)(iv) § 115.725(d)(2)(B) § 115.725(d)(2)(B)(i) § 115.725(d)(2)(B)(ii) § 115.725(d)(2)(B)(iii) § 115.725(d)(2)(B)(iv) § 115.725(d)(3) § 115.725(d)(4) § 115.725(d)(5)	§ 115.725(m)(1) § 115.726(a)(1) § 115.726(a)(1)(A) § 115.726(d)(1) § 115.726(d)(10) § 115.726(d)(2) § 115.726(d)(3) § 115.726(d)(4) § 115.726(i) § 115.726(j)(1) § 115.726(j)(2)	§ 115.725(n) § 115.726(a)(1)(B) [G]§ 115.726(a)(2)

**Applicable Requirements Summary**

Unit Group Process ID No.	Unit Group Process Type	SOP Index No.	Pollutant	State Rule or Federal Regulation Name	Emission Limitation, Standard or Equipment Specification Citation	Textual Description (See Special Term and Condition 1.B.)	Monitoring And Testing Requirements	Recordkeeping Requirements (30 TAC § 122.144)	Reporting Requirements (30 TAC § 122.145)
					[G]§ 115.725(l) § 115.725(m)(1) § 115.725(n) [G]§ 115.726(a)(2)		§ 115.725(d)(6) § 115.725(d)(7) § 115.725(k)(1) § 115.725(m) § 115.725(m)(1)		
PRIMFL	EP	R5720-4	Highly Reactive VOC	30 TAC Chapter 115, HRVOC Vent Gas	§ 115.722(d) § 115.722(d)(1) § 115.722(d)(2) [G]§ 115.725(d)(1) § 115.725(d)(2) § 115.725(d)(2)(A)(i) [G]§ 115.725(d)(2)(A)(ii) § 115.725(d)(2)(A)(iii) § 115.725(d)(2)(A)(iv) § 115.725(d)(2)(B) § 115.725(d)(2)(B)(i) § 115.725(d)(2)(B)(ii) § 115.725(d)(2)(B)(iii) § 115.725(d)(2)(B)(iv) [G]§ 115.725(l) § 115.725(m)(1) § 115.725(n) [G]§ 115.726(a)(2)	All flares must continuously meet the requirements of 40 CFR § 60.18(c)(2)-(6) and (d) as amended through October 17, 2000 (65 FR 61744) when vent gas containing HRVOC is being routed to the flare.	[G]§ 115.725(d)(1) § 115.725(d)(2) 115.725(d)(2)(A)(i) [G]§ 115.725(d)(2)(A)(ii) 115.725(d)(2)(A)(iii) § 115.725(d)(2)(A)(iv) § 115.725(d)(2)(B) § 115.725(d)(2)(B)(i) § 115.725(d)(2)(B)(ii) § 115.725(d)(2)(B)(iii) § 115.725(d)(2)(B)(iv) § 115.725(d)(3) § 115.725(d)(4) § 115.725(d)(5) § 115.725(d)(6) § 115.725(d)(7) § 115.725(k)(1) § 115.725(m) § 115.725(m)(1)	§ 115.725(m)(1) § 115.726(a)(1) § 115.726(a)(1)(A) § 115.726(d)(1) § 115.726(d)(10) § 115.726(d)(2) § 115.726(d)(3) § 115.726(d)(4) § 115.726(i) § 115.726(j)(1) § 115.726(j)(2)	§ 115.725(n) § 115.726(a)(1)(B) [G]§ 115.726(a)(2)
PRIMFL	CD	60A-1	Opacity	40 CFR Part 60, Subpart A	§ 60.18(b) § 60.18(c)(1) § 60.18(c)(2) § 60.18(c)(3)(ii) § 60.18(c)(4)(i) § 60.18(c)(6)	Flares shall comply with paragraphs (c)-(f) of § 60.18.	§ 60.18(d) § 60.18(f)(1) § 60.18(f)(2) § 60.18(f)(3) § 60.18(f)(4)	None	None

**Applicable Requirements Summary**

Unit Group Process ID No.	Unit Group Process Type	SOP Index No.	Pollutant	State Rule or Federal Regulation Name	Emission Limitation, Standard or Equipment Specification Citation	Textual Description (See Special Term and Condition 1.B.)	Monitoring And Testing Requirements	Recordkeeping Requirements (30 TAC § 122.144)	Reporting Requirements (30 TAC § 122.145)
					§ 60.18(e)				
PRIMFL	CD	60A-2	Opacity	40 CFR Part 60, Subpart A	§ 60.18(b) § 60.18(c)(1) § 60.18(c)(2) § 60.18(c)(3)(ii) § 60.18(c)(4)(iii) § 60.18(c)(6) § 60.18(e)	Flares shall comply with paragraphs (c)-(f) of § 60.18.	§ 60.18(d) § 60.18(f)(1) § 60.18(f)(2) § 60.18(f)(3) § 60.18(f)(4) § 60.18(f)(5)	None	None
PRIMFL	CD	60A-3	Opacity	40 CFR Part 60, Subpart A	§ 60.18(b) § 60.18(c)(1) § 60.18(c)(2) § 60.18(c)(3)(ii) § 60.18(c)(4)(iii) § 60.18(c)(6) § 60.18(e)	Flares shall comply with paragraphs (c)-(f) of § 60.18.	§ 60.18(d) § 60.18(f)(1) § 60.18(f)(2) § 60.18(f)(3) § 60.18(f)(4) § 60.18(f)(5)	None	None
PRIMFL	CD	63A-1	Opacity	40 CFR Part 63, Subpart A	§ 63.11(b)(4) § 63.11(b)(1) § 63.11(b)(2) § 63.11(b)(3) § 63.11(b)(5) § 63.11(b)(6)(ii) § 63.11(b)(7)(i)	Flares shall be designed and operated with no visible emissions, except for periods of a total of 5 minutes or less during any 2 consecutive hrs. Test Method 22 in App. A of part 60 of this chapter shall be used.	§ 63.11(b)(4) § 63.11(b)(5) § 63.11(b)(7)(i)	None	None
PRIMFL	CD	63A-2	Opacity	40 CFR Part 63, Subpart A	§ 63.11(b)(4) § 63.11(b)(1) § 63.11(b)(2) § 63.11(b)(3) § 63.11(b)(5) § 63.11(b)(6)(ii) § 63.11(b)(7)(iii)	Flares shall be designed and operated with no visible emissions, except for periods of a total of 5 minutes or less during any 2 consecutive hrs. Test Method 22 in App. A of part 60 of this chapter shall be used.	§ 63.11(b)(4) § 63.11(b)(5) § 63.11(b)(7)(i)	None	None
PRIMFL	CD	63A-3	Opacity	40 CFR Part 63, Subpart A	§ 63.11(b)(4) § 63.11(b)(1) § 63.11(b)(2)	Flares shall be designed and operated with no visible emissions, except for	§ 63.11(b)(4) § 63.11(b)(5) § 63.11(b)(7)(i)	None	None

**Applicable Requirements Summary**

Unit Group Process ID No.	Unit Group Process Type	SOP Index No.	Pollutant	State Rule or Federal Regulation Name	Emission Limitation, Standard or Equipment Specification Citation	Textual Description (See Special Term and Condition 1.B.)	Monitoring And Testing Requirements	Recordkeeping Requirements (30 TAC § 122.144)	Reporting Requirements (30 TAC § 122.145)
					§ 63.11(b)(3) § 63.11(b)(5) § 63.11(b)(6)(ii) § 63.11(b)(7)(ii)	periods of a total of 5 minutes or less during any 2 consecutive hrs. Test Method 22 in App. A of part 60 of this chapter shall be used.			
PRIMFL	EP	63YY	112(B) HAPS	40 CFR Part 63, Subpart YY	§ 63.1103(e)(4) § 63.1103(e)(4)(i) § 63.1103(e)(4)(ii) § 63.1103(e)(4)(iii) § 63.1103(e)(4)(iv) § 63.1103(e)(4)(v) § 63.1103(e)(4)(vi) § 63.1103(e)(4)(viii) § 63.1103(e)(4)(xii) § 63.1103(e)(4)(xiii) [G]§ 63.670 [G]§ 63.671	The owner or operator must meet the applicable requirements for flares as specified in §§ 63.670 and 63.671 of subpart CC, including the provisions in Tables 12 and 13 to subpart CC of this part, except as specified in paragraphs (e)(4)(i) through (xiv) of this section.	§ 63.1103(e)(4) [G]§ 63.670 [G]§ 63.671 [G]§ 63.7(a)(4) [G]§ 63.7(c) § 63.7(e)(4) [G]§ 63.7(g)(2)	[G]§ 63.10(b)(2)(vi) § 63.1103(e)(4) § 63.1103(e)(4)(x) § 63.1109(a) § 63.1109(b) § 63.1109(c) § 63.1109(d) [G]§ 63.1109(e)	§ 63.1103(e)(4) § 63.1103(e)(4)(xi) [G]§ 63.1110(a) [G]§ 63.1110(b) [G]§ 63.1110(c) § 63.1110(d)(1) § 63.1110(d)(1)(i) § 63.1110(d)(1)(ii) § 63.1110(d)(1)(iv) § 63.1110(d)(2) [G]§ 63.1110(d) § 63.1110(e) § 63.1110(e)(1) § 63.1110(e)(2) § 63.1110(e)(3) [G]§ 63.1110(e)(4) [G]§ 63.1110(f) [G]§ 63.1110(g) [G]§ 63.1110(h)
PRIMFL-VENT	EP	R5121	VOC	30 TAC Chapter 115, Vent Gas Controls	§ 115.122(a)(1) § 115.121(a)(1) § 115.122(a)(1)(B) § 60.18	Vent gas streams affected by §115.121(a)(1) must be controlled properly with a control efficiency of at least 90% or to a volatile organic compound (VOC) concentration of no more than 20 parts per million (ppmv) (on a dry basis corrected to 3.0% oxygen for combustion devices).	[G]§ 115.125 § 115.126(1) § 115.126(1)(B) § 115.126(2) ** See CAM Summary	§ 115.126 § 115.126(1) § 115.126(1)(B) § 115.126(2)	None
PRIMFL-VENT	EP	63YY	112(B) HAPS	40 CFR Part 63, Subpart YY	§ 63.1103(e)-Table 7(d)(1)(ii)(A)	For a process vent at an existing source with a flow	[G]§ 63.11(b) § 63.1103(e)(4)	[G]§ 63.10(b)(2)(vi) § 63.1103(e)(4)	§ 63.1103(e)(4) § 63.1103(e)(4)(xi)

**Applicable Requirements Summary**

Unit Group Process ID No.	Unit Group Process Type	SOP Index No.	Pollutant	State Rule or Federal Regulation Name	Emission Limitation, Standard or Equipment Specification Citation	Textual Description (See Special Term and Condition 1.B.)	Monitoring And Testing Requirements	Recordkeeping Requirements (30 TAC § 122.144)	Reporting Requirements (30 TAC § 122.145)
					§ 63.1103(e)(3) [G]§ 63.1103(e)(4) § 63.1103(e)(5) [G]§ 63.1103(e)(9) § 63.982(b) [G]§ 63.983	rate greater than or equal to 0.011 scmm and a total organic HAP concentration greater than or equal to 50 parts per million by volume on a dry basis, reduce emissions of organic HAP by 98 weight-percent or TOC to a concentration of 20 ppmv on a dry basis corrected to 3-percent oxygen, whichever is less stringent, by venting emissions through a closed vent system to a flare and meet requirements of § 63.983 and §63.1103(e)(4) and (e)(9).	§ 63.1103(e)-Table 7(d)(1)(ii)(A) [G]§ 63.670 [G]§ 63.671 [G]§ 63.7(a)(4) [G]§ 63.7(c) § 63.7(e)(4) [G]§ 63.7(g)(2) [G]§ 63.983(a)(3) [G]§ 63.983(b) [G]§ 63.983(c) [G]§ 63.983(d) [G]§ 63.987 § 63.997(a) [G]§ 63.997(b) [G]§ 63.997(c)	§ 63.1103(e)(4)(x) § 63.1103(e)-Table 7(d)(1)(ii)(A) § 63.1109(a) § 63.1109(b) § 63.1109(c) § 63.1109(d) [G]§ 63.1109(e) [G]§ 63.983(a)(3) [G]§ 63.998(a)(1) [G]§ 63.998(b) [G]§ 63.998(d)(1)	§ 63.1103(e)-Table 7(d)(1)(ii)(A) [G]§ 63.1110(a) [G]§ 63.1110(b) [G]§ 63.1110(c) § 63.1110(d)(1) § 63.1110(d)(1)(i) § 63.1110(d)(1)(ii) § 63.1110(d)(1)(iv) § 63.1110(d)(2) [G]§ 63.1110(d) § 63.1110(e) § 63.1110(e)(1) § 63.1110(e)(2) § 63.1110(e)(3) [G]§ 63.1110(e)(4) [G]§ 63.1110(f) [G]§ 63.1110(g) [G]§ 63.1110(h) [G]§ 63.999
PRO-BDUNIT	PRO	63F	112(B) HAPS	40 CFR Part 63, Subpart F	§ 63.100(b) [G]§ 63.102(a) [G]§ 63.102(c) § 63.104(a) [G]§ 63.104(d) § 63.104(e) § 63.104(e)(1) [G]§ 63.104(e)(2) § 63.105(d)	Except as provided in paragraphs (b)(4) and (c) of this section, the provisions of subparts F, G, and H apply to chemical manufacturing process units that meet the criteria.	§ 63.103(b)(1) § 63.103(b)(3) § 63.103(b)(4) [G]§ 63.103(b)(5) § 63.103(b)(6) [G]§ 63.104(c)	[G]§ 63.103(c) [G]§ 63.104(c) [G]§ 63.104(e)(2) [G]§ 63.104(f)(1) [G]§ 63.105(b) § 63.105(c) § 63.105(e)	§ 63.103(b)(2) [G]§ 63.103(b)(5) [G]§ 63.103(d) [G]§ 63.104(f)(2)
PRO-BIOX	PRO	61FF-1	Benzene	40 CFR Part 61, Subpart FF	§ 61.348(a)(5) § 61.348(b)(1) [G]§ 61.348(b)(2) § 61.348(e) § 61.348(e)(1) § 61.348(e)(2) § 61.348(f)	Process wastewater, product tank drawdown, or landfill leachate subject to §61.342(c)(1) aggregated together with other waste streams, as specified, shall operated in accordance with §61.348(b).	[G]§ 61.348(b)(2) § 61.348(e)(1) § 61.348(f) § 61.354(a)(2) [G]§ 61.354(b)	§ 61.354(a)(2) § 61.356(b)(6) § 61.356(e) § 61.356(e)(1) § 61.356(e)(2) [G]§ 61.356(i)	§ 61.357(d)(7) § 61.357(d)(7)(ii) § 61.357(d)(7)(iii)
PRO-BIOX	EU	63YY	112(B)	40 CFR Part 63,	§ 63.1103(e)-Table	For processes that generate	§ 63.1103(e)(3)	§ 63.1103(e)(3)	§ 63.1103(e)(3)

**Applicable Requirements Summary**

Unit Group Process ID No.	Unit Group Process Type	SOP Index No.	Pollutant	State Rule or Federal Regulation Name	Emission Limitation, Standard or Equipment Specification Citation	Textual Description (See Special Term and Condition 1.B.)	Monitoring And Testing Requirements	Recordkeeping Requirements (30 TAC § 122.144)	Reporting Requirements (30 TAC § 122.145)
			HAPS	Subpart YY	7(g)(1) § 63.1081 § 63.1081(b) § 63.1093 § 63.1095 § 63.1095(b)(2) [G]§ 63.1096 § 63.1100(g) § 63.1100(g)(6)(ii) § 63.1103(e)(3)	waste as defined in 63.1103(e)(2) where the waste stream contains the specified HAP, comply with the waste requirements of subpart XX of this part.	§ 63.1103(e)-Table 7(g)(1)	§ 63.1103(e)-Table 7(g)(1)	§ 63.1103(e)-Table 7(g)(1) [G]§ 63.1110(d)
PRO-LT06	PRO	61FF	Benzene	40 CFR Part 61, Subpart FF	§ 61.348(a)(1) § 61.340(d) § 61.348(a)(1)(i) § 61.348(a)(2) § 61.348(a)(3) § 61.348(a)(4) § 61.348(e) § 61.348(e)(1) § 61.348(e)(2) § 61.348(f)	The owner or operator shall design, install, operate and maintain a treatment process that removes or destroys benzene as specified.	§ 61.348(e)(1) § 61.348(f) § 61.354(a)(1)	§ 61.356(e) § 61.356(e)(1) § 61.356(e)(2) [G]§ 61.356(i)	§ 61.357(d)(7) § 61.357(d)(7)(i)
PRO-LT06	EU	63YY	112(B) HAPS	40 CFR Part 63, Subpart YY	§ 63.1103(e)-Table 7(g)(1) § 63.1081 § 63.1081(b) § 63.1093 § 63.1095 § 63.1095(b)(2) [G]§ 63.1096 § 63.1100(g) § 63.1100(g)(6)(ii) § 63.1103(e)(3)	For processes that generate waste as defined in 63.1103(e)(2) where the waste stream contains the specified HAP, comply with the waste requirements of subpart XX of this part.	§ 63.1103(e)(3) § 63.1103(e)-Table 7(g)(1)	§ 63.1103(e)(3) § 63.1103(e)-Table 7(g)(1)	§ 63.1103(e)(3) § 63.1103(e)-Table 7(g)(1) [G]§ 63.1110(d)
PRO-WAOXX	PRO	61FF-4	Benzene	40 CFR Part 61, Subpart FF	§ 61.348(a)(1) § 61.348(a)(1)(i) § 61.348(a)(2) § 61.348(a)(3) § 61.348(a)(4) § 61.348(e) § 61.348(e)(1)	The owner or operator shall design, install, operate and maintain a treatment process that removes or destroys benzene as specified.	§ 61.348(e)(1) § 61.348(f) § 61.349(a)(1)(i) § 61.349(e) § 61.349(f) § 61.354(a)(1) § 61.354(d)	§ 61.356(e) § 61.356(e)(1) § 61.356(e)(2) § 61.356(f) § 61.356(f)(1) § 61.356(f)(2) § 61.356(f)(2)(i)	§ 61.357(d)(7) § 61.357(d)(7)(i)

**Applicable Requirements Summary**

Unit Group Process ID No.	Unit Group Process Type	SOP Index No.	Pollutant	State Rule or Federal Regulation Name	Emission Limitation, Standard or Equipment Specification Citation	Textual Description (See Special Term and Condition 1.B.)	Monitoring And Testing Requirements	Recordkeeping Requirements (30 TAC § 122.144)	Reporting Requirements (30 TAC § 122.145)
					§ 61.348(e)(2) § 61.348(f) § 61.349(a) § 61.349(a)(1)(i) § 61.349(a)(1)(iii) § 61.349(a)(1)(iv) § 61.349(b) § 61.349(e) § 61.349(f) § 61.349(g)		[G]§ 61.355(h)	§ 61.356(f)(2)(i)(G) § 61.356(h) [G]§ 61.356(i) § 61.356(j) § 61.356(j)(1) § 61.356(j)(10) § 61.356(j)(2) § 61.356(j)(3)	
PRO-WAOXX	PRO	61FF-5	Benzene	40 CFR Part 61, Subpart FF	§ 61.348(a)(1) § 61.348(a)(1)(i) § 61.348(a)(2) § 61.348(a)(3) § 61.348(a)(4) § 61.348(e) § 61.348(e)(1) § 61.348(e)(2) § 61.348(f) § 61.349(a) § 61.349(a)(1)(i) § 61.349(a)(1)(iii) § 61.349(a)(1)(iv) § 61.349(a)(2)(i)(C) § 61.349(b) § 61.349(e) § 61.349(f) § 61.349(g)	The owner or operator shall design, install, operate and maintain a treatment process that removes or destroys benzene as specified.	§ 61.348(e)(1) § 61.348(f) § 61.349(a)(1)(i) § 61.349(e) § 61.349(f) § 61.354(a)(1) § 61.354(c) § 61.354(c)(5) [G]§ 61.355(h)	§ 61.354(c) § 61.354(c)(5) § 61.356(e) § 61.356(e)(1) § 61.356(e)(2) § 61.356(f) § 61.356(f)(1) § 61.356(f)(2) § 61.356(f)(2)(i) § 61.356(f)(2)(i)(C) § 61.356(h) [G]§ 61.356(i) § 61.356(j) § 61.356(j)(1) § 61.356(j)(2) § 61.356(j)(3) § 61.356(j)(6)	§ 61.357(d)(7) § 61.357(d)(7)(i) § 61.357(d)(7)(iv) § 61.357(d)(7)(iv)(G)
PRO-WAOXX	EU	63YY	112(B) HAPS	40 CFR Part 63, Subpart YY	§ 63.1103(e)-Table 7(g)(1) § 63.1081 § 63.1081(b) § 63.1093 § 63.1095 § 63.1095(b)(2) [G]§ 63.1096 § 63.1100(g) § 63.1100(g)(6)(ii)	For processes that generate waste as defined in 63.1103(e)(2) where the waste stream contains the specified HAP, comply with the waste requirements of subpart XX of this part.	§ 63.1103(e)(3) § 63.1103(e)-Table 7(g)(1)	§ 63.1103(e)(3) § 63.1103(e)-Table 7(g)(1)	§ 63.1103(e)(3) § 63.1103(e)-Table 7(g)(1) [G]§ 63.1110(d)

**Applicable Requirements Summary**

Unit Group Process ID No.	Unit Group Process Type	SOP Index No.	Pollutant	State Rule or Federal Regulation Name	Emission Limitation, Standard or Equipment Specification Citation	Textual Description (See Special Term and Condition 1.B.)	Monitoring And Testing Requirements	Recordkeeping Requirements (30 TAC § 122.144)	Reporting Requirements (30 TAC § 122.145)
					§ 63.1103(e)(3)				
PRO-ZIMPRO	PRO	61FF-CRBCN	Benzene	40 CFR Part 61, Subpart FF	§ 61.348(a)(1) § 61.348(a)(1)(i) § 61.348(a)(2) § 61.348(a)(3) § 61.348(a)(4) § 61.348(e) § 61.348(e)(1) § 61.348(e)(2) § 61.348(f) § 61.349(a) § 61.349(a)(1)(i) § 61.349(a)(1)(iii) § 61.349(a)(1)(iv) § 61.349(b) § 61.349(e) § 61.349(f) § 61.349(g)	The owner or operator shall design, install, operate and maintain a treatment process that removes or destroys benzene as specified.	§ 61.348(e)(1) § 61.348(f) § 61.349(a)(1)(i) § 61.349(e) § 61.349(f) § 61.354(a)(1) § 61.354(d) [G]§ 61.355(h)	§ 61.356(e) § 61.356(e)(1) § 61.356(e)(2) § 61.356(f) § 61.356(f)(1) § 61.356(f)(2) § 61.356(f)(2)(i) § 61.356(f)(2)(i)(G) § 61.356(h) [G]§ 61.356(i) § 61.356(j) § 61.356(j)(1) § 61.356(j)(10) § 61.356(j)(2) § 61.356(j)(3)	§ 61.357(d)(7) § 61.357(d)(7)(i)
PRO-ZIMPRO	PRO	61FF-FURN	Benzene	40 CFR Part 61, Subpart FF	§ 61.348(a)(1) § 61.340(d) § 61.348(a)(1)(i) § 61.348(a)(2) § 61.348(a)(3) § 61.348(a)(4) § 61.348(e) § 61.348(e)(1) § 61.348(e)(2) § 61.348(f)	The owner or operator shall design, install, operate and maintain a treatment process that removes or destroys benzene as specified.	§ 61.348(e)(1) § 61.348(f) § 61.354(a)(1)	§ 61.356(e) § 61.356(e)(1) § 61.356(e)(2) [G]§ 61.356(i)	§ 61.357(d)(7) § 61.357(d)(7)(i)
PRO-ZIMPRO	EU	63YY	112(B) HAPS	40 CFR Part 63, Subpart YY	§ 63.1103(e)-Table 7(g)(1) § 63.1081 § 63.1081(b) § 63.1093 § 63.1095 § 63.1095(b)(2) [G]§ 63.1096 § 63.1100(g) § 63.1100(g)(6)(ii)	For processes that generate waste as defined in 63.1103(e)(2) where the waste stream contains the specified HAP, comply with the waste requirements of subpart XX of this part.	§ 63.1103(e)(3) § 63.1103(e)-Table 7(g)(1)	§ 63.1103(e)(3) § 63.1103(e)-Table 7(g)(1)	§ 63.1103(e)(3) § 63.1103(e)-Table 7(g)(1) [G]§ 63.1110(d)



**Applicable Requirements Summary**

Unit Group Process ID No.	Unit Group Process Type	SOP Index No.	Pollutant	State Rule or Federal Regulation Name	Emission Limitation, Standard or Equipment Specification Citation	Textual Description (See Special Term and Condition 1.B.)	Monitoring And Testing Requirements	Recordkeeping Requirements (30 TAC § 122.144)	Reporting Requirements (30 TAC § 122.145)
					§ 63.1103(e)(3)				
PROCSEWER	EU	R5142	VOC	30 TAC Chapter 115, Industrial Wastewater	§ 115.147(2) [G]§ 115.142(4) [G]§ 115.148	An owner or operator may exempt from control requirements of §115.142 one or more affected VOC wastewater streams for which the total annual VOC loading is less than or equal to 10 Mg (11.03 tons).	§ 115.145 § 115.145(1) § 115.145(10) [G]§ 115.145(2) [G]§ 115.145(3) § 115.145(4) § 115.145(5) § 115.145(6) § 115.145(7) § 115.145(9) [G]§ 115.148	§ 115.146(1) § 115.146(3) § 115.146(4)	[G]§ 115.142(4)
RD01	EP	R5720	Highly Reactive VOC	30 TAC Chapter 115, HRVOC Vent Gas	§ 115.722(c)(1) § 115.722(c)(3) § 115.722(d) § 115.722(d)(1) § 115.722(d)(2)	HRVOC emissions at each site located in Harris County that is subject to this division or Division 2 of this subchapter must not exceed 1,200 pounds of HRVOC per one-hour block period from any flare, vent, pressure relief valve, cooling tower, or any combination.	§ 115.725(n)	§ 115.726(d)(1) § 115.726(d)(2) § 115.726(d)(3) § 115.726(d)(4) [G]§ 115.726(h) § 115.726(i) § 115.726(j)(1) § 115.726(j)(2)	§ 115.725(n)
RD01	EP	R5121	VOC	30 TAC Chapter 115, Vent Gas Controls	§ 115.122(a)(2) § 115.121(a)(2) § 115.122(a)(2)(A) § 60.18	Any vent gas streams affected by §115.121(a)(2) of this title must be controlled properly with a control efficiency of at least 98% or to a VOC concentration of no more than 20 ppmv (on a dry basis corrected to 3.0% oxygen for combustion devices).	[G]§ 115.125 § 115.126(1) § 115.126(1)(B) § 115.126(2) § 115.126(7)	§ 115.126 § 115.126(1) § 115.126(1)(B) § 115.126(2)	None
RD02	EP	R5121	VOC	30 TAC Chapter 115, Vent Gas Controls	§ 115.122(a)(2) § 115.121(a)(2) § 115.122(a)(2)(A)	Any vent gas streams affected by §115.121(a)(2) of this title must be	[G]§ 115.125 § 115.126(1) § 115.126(1)(B)	§ 115.126 § 115.126(1) § 115.126(1)(B)	None

**Applicable Requirements Summary**

Unit Group Process ID No.	Unit Group Process Type	SOP Index No.	Pollutant	State Rule or Federal Regulation Name	Emission Limitation, Standard or Equipment Specification Citation	Textual Description (See Special Term and Condition 1.B.)	Monitoring And Testing Requirements	Recordkeeping Requirements (30 TAC § 122.144)	Reporting Requirements (30 TAC § 122.145)
					§ 60.18	controlled properly with a control efficiency of at least 98% or to a VOC concentration of no more than 20 ppmv (on a dry basis corrected to 3.0% oxygen for combustion devices).	§ 115.126(2) § 115.126(7)	§ 115.126(2)	
RD02	EP	63G	112(B) HAPS	40 CFR Part 63, Subpart G	[G]§ 63.113(a)(1) § 63.11 § 63.113(h) [G]§ 63.115(f)	Reduce emissions of organic HAP using a flare. §63.113(a)(1)(i)-(ii)	§ 63.114(a) § 63.114(a)(2) [G]§ 63.115(f) [G]§ 63.116(a)	[G]§ 63.117(a)(5) § 63.118(a)(1) § 63.118(a)(2) [G]§ 63.152(a) [G]§ 63.152(f)	[G]§ 63.117(a)(5) § 63.117(f) § 63.118(f)(2) § 63.118(f)(5) [G]§ 63.151(b) § 63.151(e) [G]§ 63.151(e)(1) § 63.151(e)(2) § 63.151(e)(3) [G]§ 63.151(j) [G]§ 63.152(a) § 63.152(b) [G]§ 63.152(b)(1) [G]§ 63.152(b)(2) § 63.152(c)(1) § 63.152(c)(2) § 63.152(c)(2)(i) [G]§ 63.152(c)(2)(ii) § 63.152(c)(2)(iii) § 63.152(c)(4)(ii) [G]§ 63.152(c)(6)
RD05	EP	R5720	Highly Reactive VOC	30 TAC Chapter 115, HRVOC Vent Gas	§ 115.722(c)(1) § 115.722(c)(3) § 115.722(d) § 115.722(d)(1) § 115.722(d)(2)	HRVOC emissions at each site located in Harris County that is subject to this division or Division 2 of this subchapter must not exceed 1,200 pounds of HRVOC per one-hour block period from any flare, vent, pressure relief valve,	§ 115.725(n)	§ 115.726(d)(1) § 115.726(d)(2) § 115.726(d)(3) § 115.726(d)(4) [G]§ 115.726(h) § 115.726(i) § 115.726(j)(1) § 115.726(j)(2)	§ 115.725(n)

**Applicable Requirements Summary**

Unit Group Process ID No.	Unit Group Process Type	SOP Index No.	Pollutant	State Rule or Federal Regulation Name	Emission Limitation, Standard or Equipment Specification Citation	Textual Description (See Special Term and Condition 1.B.)	Monitoring And Testing Requirements	Recordkeeping Requirements (30 TAC § 122.144)	Reporting Requirements (30 TAC § 122.145)
						cooling tower, or any combination.			
RD05	EP	R5121	VOC	30 TAC Chapter 115, Vent Gas Controls	§ 115.122(a)(2) § 115.121(a)(2) § 115.122(a)(2)(A) § 60.18	Any vent gas streams affected by §115.121(a)(2) of this title must be controlled properly with a control efficiency of at least 98% or to a VOC concentration of no more than 20 ppmv (on a dry basis corrected to 3.0% oxygen for combustion devices).	[G]§ 115.125 § 115.126(1) § 115.126(1)(B) § 115.126(2) § 115.126(7)	§ 115.126 § 115.126(1) § 115.126(1)(B) § 115.126(2)	None
RD05	EP	63G	112(B) HAPS	40 CFR Part 63, Subpart G	[G]§ 63.113(a)(1) § 63.11 § 63.113(h) [G]§ 63.115(f)	Reduce emissions of organic HAP using a flare. §63.113(a)(1)(i)-(ii)	§ 63.114(a) § 63.114(a)(2) [G]§ 63.115(f) [G]§ 63.116(a)	[G]§ 63.117(a)(5) § 63.118(a)(1) § 63.118(a)(2) [G]§ 63.152(a) [G]§ 63.152(f)	[G]§ 63.117(a)(5) § 63.117(f) § 63.118(f)(2) § 63.118(f)(5) [G]§ 63.151(b) § 63.151(e) [G]§ 63.151(e)(1) § 63.151(e)(2) § 63.151(e)(3) [G]§ 63.151(j) [G]§ 63.152(a) § 63.152(b) [G]§ 63.152(b)(1) [G]§ 63.152(b)(2) § 63.152(c)(1) § 63.152(c)(2) § 63.152(c)(2)(i) [G]§ 63.152(c)(2)(ii) § 63.152(c)(2)(iii) § 63.152(c)(4)(ii) [G]§ 63.152(c)(6)
RD07	EP	R5121	VOC	30 TAC Chapter 115, Vent Gas Controls	§ 115.122(a)(2) § 115.121(a)(2) § 115.122(a)(2)(A) § 60.18	Any vent gas streams affected by §115.121(a)(2) of this title must be controlled properly with a	[G]§ 115.125 § 115.126(1) § 115.126(1)(B) § 115.126(2)	§ 115.126 § 115.126(1) § 115.126(1)(B) § 115.126(2)	None

**Applicable Requirements Summary**

Unit Group Process ID No.	Unit Group Process Type	SOP Index No.	Pollutant	State Rule or Federal Regulation Name	Emission Limitation, Standard or Equipment Specification Citation	Textual Description (See Special Term and Condition 1.B.)	Monitoring And Testing Requirements	Recordkeeping Requirements (30 TAC § 122.144)	Reporting Requirements (30 TAC § 122.145)
						control efficiency of at least 98% or to a VOC concentration of no more than 20 ppmv (on a dry basis corrected to 3.0% oxygen for combustion devices).	§ 115.126(7)		
RD07	EP	63G	112(B) HAPS	40 CFR Part 63, Subpart G	[G]§ 63.113(a)(1) § 63.11 § 63.113(h) [G]§ 63.115(f)	Reduce emissions of organic HAP using a flare. §63.113(a)(1)(i)-(ii)	§ 63.114(a) § 63.114(a)(2) [G]§ 63.115(f) [G]§ 63.116(a)	[G]§ 63.117(a)(5) § 63.118(a)(1) § 63.118(a)(2) [G]§ 63.152(a) [G]§ 63.152(f)	[G]§ 63.117(a)(5) § 63.117(f) § 63.118(f)(2) § 63.118(f)(5) [G]§ 63.151(b) § 63.151(e) [G]§ 63.151(e)(1) § 63.151(e)(2) § 63.151(e)(3) [G]§ 63.151(j) [G]§ 63.152(a) § 63.152(b) [G]§ 63.152(b)(1) [G]§ 63.152(b)(2) § 63.152(c)(1) § 63.152(c)(2) § 63.152(c)(2)(i) [G]§ 63.152(c)(2)(ii) § 63.152(c)(2)(iii) § 63.152(c)(4)(ii) [G]§ 63.152(c)(6)
RD08A	EP	R5720	Highly Reactive VOC	30 TAC Chapter 115, HRVOC Vent Gas	§ 115.722(c)(1) § 115.722(c)(3) § 115.722(d) § 115.722(d)(1) § 115.722(d)(2)	HRVOC emissions at each site located in Harris County that is subject to this division or Division 2 of this subchapter must not exceed 1,200 pounds of HRVOC per one-hour block period from any flare, vent, pressure relief valve, cooling tower, or any	§ 115.725(n)	§ 115.726(d)(1) § 115.726(d)(2) § 115.726(d)(3) § 115.726(d)(4) [G]§ 115.726(h) § 115.726(i) § 115.726(j)(1) § 115.726(j)(2)	§ 115.725(n)

**Applicable Requirements Summary**

Unit Group Process ID No.	Unit Group Process Type	SOP Index No.	Pollutant	State Rule or Federal Regulation Name	Emission Limitation, Standard or Equipment Specification Citation	Textual Description (See Special Term and Condition 1.B.)	Monitoring And Testing Requirements	Recordkeeping Requirements (30 TAC § 122.144)	Reporting Requirements (30 TAC § 122.145)
						combination.			
RD08A	EP	R5121	VOC	30 TAC Chapter 115, Vent Gas Controls	§ 115.122(a)(2) § 115.121(a)(2) § 115.122(a)(2)(A) § 60.18	Any vent gas streams affected by §115.121(a)(2) of this title must be controlled properly with a control efficiency of at least 98% or to a VOC concentration of no more than 20 ppmv (on a dry basis corrected to 3.0% oxygen for combustion devices).	[G]§ 115.125 § 115.126(1) § 115.126(1)(B) § 115.126(2) § 115.126(7)	§ 115.126 § 115.126(1) § 115.126(1)(B) § 115.126(2)	None
RD10	EP	R5720	Highly Reactive VOC	30 TAC Chapter 115, HRVOC Vent Gas	§ 115.722(c)(1) § 115.722(c)(3) § 115.722(d) § 115.722(d)(1) § 115.722(d)(2)	HRVOC emissions at each site located in Harris County that is subject to this division or Division 2 of this subchapter must not exceed 1,200 pounds of HRVOC per one-hour block period from any flare, vent, pressure relief valve, cooling tower, or any combination.	§ 115.725(n)	§ 115.726(d)(1) § 115.726(d)(2) § 115.726(d)(3) § 115.726(d)(4) [G]§ 115.726(h) § 115.726(i) § 115.726(j)(1) § 115.726(j)(2)	§ 115.725(n)
RD10	EP	R5121	VOC	30 TAC Chapter 115, Vent Gas Controls	§ 115.122(a)(2) § 115.121(a)(2) § 115.122(a)(2)(A) § 60.18	Any vent gas streams affected by §115.121(a)(2) of this title must be controlled properly with a control efficiency of at least 98% or to a VOC concentration of no more than 20 ppmv (on a dry basis corrected to 3.0% oxygen for combustion devices).	[G]§ 115.125 § 115.126(1) § 115.126(1)(B) § 115.126(2) § 115.126(7)	§ 115.126 § 115.126(1) § 115.126(1)(B) § 115.126(2)	None
RD10	EP	63G	112(B) HAPS	40 CFR Part 63, Subpart G	[G]§ 63.113(a)(1) § 63.111 § 63.113(h)	Reduce emissions of organic HAP using a flare. §63.113(a)(1)(i)-(ii)	§ 63.114(a) § 63.114(a)(2) [G]§ 63.115(f)	[G]§ 63.117(a)(5) § 63.118(a)(1) § 63.118(a)(2)	[G]§ 63.117(a)(5) § 63.117(f) § 63.118(f)(2)

**Applicable Requirements Summary**

Unit Group Process ID No.	Unit Group Process Type	SOP Index No.	Pollutant	State Rule or Federal Regulation Name	Emission Limitation, Standard or Equipment Specification Citation	Textual Description (See Special Term and Condition 1.B.)	Monitoring And Testing Requirements	Recordkeeping Requirements (30 TAC § 122.144)	Reporting Requirements (30 TAC § 122.145)
					[G]§ 63.115(f)		[G]§ 63.116(a)	[G]§ 63.152(a) [G]§ 63.152(f)	§ 63.118(f)(5) [G]§ 63.151(b) § 63.151(e) [G]§ 63.151(e)(1) § 63.151(e)(2) § 63.151(e)(3) [G]§ 63.151(j) [G]§ 63.152(a) § 63.152(b) [G]§ 63.152(b)(1) [G]§ 63.152(b)(2) § 63.152(c)(1) § 63.152(c)(2) § 63.152(c)(2)(i) [G]§ 63.152(c)(2)(ii) § 63.152(c)(2)(iii) § 63.152(c)(4)(ii) [G]§ 63.152(c)(6)
RD11	EP	R5720	Highly Reactive VOC	30 TAC Chapter 115, HRVOC Vent Gas	§ 115.722(c)(1) § 115.722(c)(3) § 115.722(d) § 115.722(d)(1) § 115.722(d)(2)	HRVOC emissions at each site located in Harris County that is subject to this division or Division 2 of this subchapter must not exceed 1,200 pounds of HRVOC per one-hour block period from any flare, vent, pressure relief valve, cooling tower, or any combination.	§ 115.725(n)	§ 115.726(d)(1) § 115.726(d)(2) § 115.726(d)(3) § 115.726(d)(4) [G]§ 115.726(h) § 115.726(i) § 115.726(j)(1) § 115.726(j)(2)	§ 115.725(n)
RD11	EP	R5121	VOC	30 TAC Chapter 115, Vent Gas Controls	§ 115.122(a)(2) § 115.121(a)(2) § 115.122(a)(2)(A) § 60.18	Any vent gas streams affected by §115.121(a)(2) of this title must be controlled properly with a control efficiency of at least 98% or to a VOC concentration of no more than 20 ppmv (on a dry basis corrected to 3.0%	[G]§ 115.125 § 115.126(1) § 115.126(1)(B) § 115.126(2) § 115.126(7)	§ 115.126 § 115.126(1) § 115.126(1)(B) § 115.126(2)	None

**Applicable Requirements Summary**

Unit Group Process ID No.	Unit Group Process Type	SOP Index No.	Pollutant	State Rule or Federal Regulation Name	Emission Limitation, Standard or Equipment Specification Citation	Textual Description (See Special Term and Condition 1.B.)	Monitoring And Testing Requirements	Recordkeeping Requirements (30 TAC § 122.144)	Reporting Requirements (30 TAC § 122.145)
						oxygen for combustion devices).			
RD12	EP	R5720	Highly Reactive VOC	30 TAC Chapter 115, HRVOC Vent Gas	§ 115.722(c)(1) § 115.722(c)(3) § 115.722(d) § 115.722(d)(1) § 115.722(d)(2)	HRVOC emissions at each site located in Harris County that is subject to this division or Division 2 of this subchapter must not exceed 1,200 pounds of HRVOC per one-hour block period from any flare, vent, pressure relief valve, cooling tower, or any combination.	§ 115.725(n)	§ 115.726(d)(1) § 115.726(d)(2) § 115.726(d)(3) § 115.726(d)(4) [G]§ 115.726(h) § 115.726(i) § 115.726(j)(1) § 115.726(j)(2)	§ 115.725(n)
RD12	EP	R5121	VOC	30 TAC Chapter 115, Vent Gas Controls	§ 115.127(a)(4)(C) [G]§ 115.122(a)(4) § 115.127(a)(4)	Any SOCM reactor process or distillation operation vent gas stream with a flow rate < 0.011 scm/min (0.388 scf/min) or a VOC concentration < 500 ppmv is exempt from §115.121(a)(2)(A).	[G]§ 115.125 § 115.126(2) § 115.126(3)(D)	§ 115.126 § 115.126(2) § 115.126(3) § 115.126(3)(D)	None
RD13	EP	R5720	Highly Reactive VOC	30 TAC Chapter 115, HRVOC Vent Gas	§ 115.722(c)(1) § 115.722(c)(3) § 115.722(d) § 115.722(d)(1) § 115.722(d)(2)	HRVOC emissions at each site located in Harris County that is subject to this division or Division 2 of this subchapter must not exceed 1,200 pounds of HRVOC per one-hour block period from any flare, vent, pressure relief valve, cooling tower, or any combination.	§ 115.725(n)	§ 115.726(d)(1) § 115.726(d)(2) § 115.726(d)(3) § 115.726(d)(4) [G]§ 115.726(h) § 115.726(i) § 115.726(j)(1) § 115.726(j)(2)	§ 115.725(n)
RD13	EP	R5121	VOC	30 TAC Chapter 115, Vent Gas Controls	§ 115.122(a)(2) § 115.121(a)(2) § 115.122(a)(2)(A) § 60.18	Any vent gas streams affected by §115.121(a)(2) of this title must be controlled properly with a control efficiency of at least	[G]§ 115.125 § 115.126(1) § 115.126(1)(B) § 115.126(2) § 115.126(7)	§ 115.126 § 115.126(1) § 115.126(1)(B) § 115.126(2)	None

**Applicable Requirements Summary**

Unit Group Process ID No.	Unit Group Process Type	SOP Index No.	Pollutant	State Rule or Federal Regulation Name	Emission Limitation, Standard or Equipment Specification Citation	Textual Description (See Special Term and Condition 1.B.)	Monitoring And Testing Requirements	Recordkeeping Requirements (30 TAC § 122.144)	Reporting Requirements (30 TAC § 122.145)
						98% or to a VOC concentration of no more than 20 ppmv (on a dry basis corrected to 3.0% oxygen for combustion devices).			
RD14	EP	R5720	Highly Reactive VOC	30 TAC Chapter 115, HRVOC Vent Gas	§ 115.722(c)(1) § 115.722(c)(3) § 115.722(d) § 115.722(d)(1) § 115.722(d)(2)	HRVOC emissions at each site located in Harris County that is subject to this division or Division 2 of this subchapter must not exceed 1,200 pounds of HRVOC per one-hour block period from any flare, vent, pressure relief valve, cooling tower, or any combination.	§ 115.725(n)	§ 115.726(d)(1) § 115.726(d)(2) § 115.726(d)(3) § 115.726(d)(4) [G]§ 115.726(h) § 115.726(i) § 115.726(j)(1) § 115.726(j)(2)	§ 115.725(n)
RD14	EP	R5121	VOC	30 TAC Chapter 115, Vent Gas Controls	§ 115.122(a)(2) § 115.121(a)(2) § 115.122(a)(2)(A) § 60.18	Any vent gas streams affected by §115.121(a)(2) of this title must be controlled properly with a control efficiency of at least 98% or to a VOC concentration of no more than 20 ppmv (on a dry basis corrected to 3.0% oxygen for combustion devices).	[G]§ 115.125 § 115.126(1) § 115.126(1)(B) § 115.126(2) § 115.126(7)	§ 115.126 § 115.126(1) § 115.126(1)(B) § 115.126(2)	None
RD15	EP	R5121	VOC	30 TAC Chapter 115, Vent Gas Controls	§ 115.122(a)(2) § 115.121(a)(2) § 115.122(a)(2)(A) § 60.18	Any vent gas streams affected by §115.121(a)(2) of this title must be controlled properly with a control efficiency of at least 98% or to a VOC concentration of no more than 20 ppmv (on a dry basis corrected to 3.0% oxygen for combustion	[G]§ 115.125 § 115.126(1) § 115.126(1)(B) § 115.126(2) § 115.126(7)	§ 115.126 § 115.126(1) § 115.126(1)(B) § 115.126(2)	None



**Applicable Requirements Summary**

Unit Group Process ID No.	Unit Group Process Type	SOP Index No.	Pollutant	State Rule or Federal Regulation Name	Emission Limitation, Standard or Equipment Specification Citation	Textual Description (See Special Term and Condition 1.B.)	Monitoring And Testing Requirements	Recordkeeping Requirements (30 TAC § 122.144)	Reporting Requirements (30 TAC § 122.145)
						devices).			
RD15	EP	63G	112(B) HAPS	40 CFR Part 63, Subpart G	[G]§ 63.113(a)(1) § 63.11 § 63.113(h) [G]§ 63.115(f)	Reduce emissions of organic HAP using a flare. §63.113(a)(1)(i)-(ii)	§ 63.114(a) § 63.114(a)(2) [G]§ 63.115(f) [G]§ 63.116(a)	[G]§ 63.117(a)(5) § 63.118(a)(1) § 63.118(a)(2) [G]§ 63.152(a) [G]§ 63.152(f)	[G]§ 63.117(a)(5) § 63.117(f) § 63.118(f)(2) § 63.118(f)(5) [G]§ 63.151(b) § 63.151(e) [G]§ 63.151(e)(1) § 63.151(e)(2) § 63.151(e)(3) [G]§ 63.151(j) [G]§ 63.152(a) § 63.152(b) [G]§ 63.152(b)(1) [G]§ 63.152(b)(2) § 63.152(c)(1) § 63.152(c)(2) § 63.152(c)(2)(i) [G]§ 63.152(c)(2)(ii) § 63.152(c)(2)(iii) § 63.152(c)(4)(ii) [G]§ 63.152(c)(6)
RD16	EP	R5720	Highly Reactive VOC	30 TAC Chapter 115, HRVOC Vent Gas	§ 115.722(c)(1) § 115.722(c)(3) § 115.722(d) § 115.722(d)(1) § 115.722(d)(2)	HRVOC emissions at each site located in Harris County that is subject to this division or Division 2 of this subchapter must not exceed 1,200 pounds of HRVOC per one-hour block period from any flare, vent, pressure relief valve, cooling tower, or any combination.	§ 115.725(n)	§ 115.726(d)(1) § 115.726(d)(2) § 115.726(d)(3) § 115.726(d)(4) [G]§ 115.726(h) § 115.726(i) § 115.726(j)(1) § 115.726(j)(2)	§ 115.725(n)
RD16	EP	63G	112(B) HAPS	40 CFR Part 63, Subpart G	§ 63.113(d) [G]§ 63.115(f)	Group 2 process with specified criteria shall maintain a TRE index value >1 and shall comply with specified sections.	§ 63.114(c) § 63.114(e) [G]§ 63.115(a) [G]§ 63.115(b) [G]§ 63.115(c)	[G]§ 63.152(a)	§ 63.114(c) § 63.114(e) § 63.115(e)(2) § 63.117(e) § 63.117(f)

**Applicable Requirements Summary**

Unit Group Process ID No.	Unit Group Process Type	SOP Index No.	Pollutant	State Rule or Federal Regulation Name	Emission Limitation, Standard or Equipment Specification Citation	Textual Description (See Special Term and Condition 1.B.)	Monitoring And Testing Requirements	Recordkeeping Requirements (30 TAC § 122.144)	Reporting Requirements (30 TAC § 122.145)
							[G]§ 63.115(d) § 63.115(e) § 63.115(e)(1) [G]§ 63.115(f)		[G]§ 63.118(g) [G]§ 63.118(k) [G]§ 63.151(b) § 63.151(e) [G]§ 63.151(e)(1) § 63.151(e)(3) § 63.151(e)(5) § 63.151(f) § 63.151(f)(1) § 63.151(f)(2) § 63.151(f)(3) § 63.151(h) [G]§ 63.151(j) [G]§ 63.152(a) § 63.152(b) [G]§ 63.152(b)(1) [G]§ 63.152(b)(2) § 63.152(c)(1) § 63.152(c)(4)(i) § 63.152(c)(4)(ii) § 63.152(c)(4)(iii) [G]§ 63.152(c)(6)
RD17	EP	R5121	VOC	30 TAC Chapter 115, Vent Gas Controls	§ 115.122(a)(2) § 115.121(a)(2) § 115.122(a)(2)(A) § 60.18	Any vent gas streams affected by §115.121(a)(2) of this title must be controlled properly with a control efficiency of at least 98% or to a VOC concentration of no more than 20 ppmv (on a dry basis corrected to 3.0% oxygen for combustion devices).	[G]§ 115.125 § 115.126(1) § 115.126(1)(B) § 115.126(2) § 115.126(7)	§ 115.126 § 115.126(1) § 115.126(1)(B) § 115.126(2)	None
RD17	EP	63G	112(B) HAPS	40 CFR Part 63, Subpart G	[G]§ 63.113(a)(1) § 63.11 § 63.113(h) [G]§ 63.115(f)	Reduce emissions of organic HAP using a flare. §63.113(a)(1)(i)-(ii)	§ 63.114(a) § 63.114(a)(2) [G]§ 63.115(f) [G]§ 63.116(a)	[G]§ 63.117(a)(5) § 63.118(a)(1) § 63.118(a)(2) [G]§ 63.152(a) [G]§ 63.152(f)	[G]§ 63.117(a)(5) § 63.117(f) § 63.118(f)(2) § 63.118(f)(5) [G]§ 63.151(b)

**Applicable Requirements Summary**

Unit Group Process ID No.	Unit Group Process Type	SOP Index No.	Pollutant	State Rule or Federal Regulation Name	Emission Limitation, Standard or Equipment Specification Citation	Textual Description (See Special Term and Condition 1.B.)	Monitoring And Testing Requirements	Recordkeeping Requirements (30 TAC § 122.144)	Reporting Requirements (30 TAC § 122.145)
									§ 63.151(e) [G]§ 63.151(e)(1) § 63.151(e)(2) § 63.151(e)(3) [G]§ 63.151(j) [G]§ 63.152(a) § 63.152(b) [G]§ 63.152(b)(1) [G]§ 63.152(b)(2) § 63.152(c)(1) § 63.152(c)(2) § 63.152(c)(2)(i) [G]§ 63.152(c)(2)(ii) § 63.152(c)(2)(iii) § 63.152(c)(4)(ii) [G]§ 63.152(c)(6)
RD18	EU	R5111-1	VOC	30 TAC Chapter 115, Storage of VOCs	§ 115.111(a)(1)	Except as provided in § 115.118, a storage tank storing VOC with a true vapor pressure less than 1.5 psia is exempt from the requirements of this division.	[G]§ 115.117	§ 115.118(a)(1) § 115.118(a)(5) § 115.118(a)(7)	None
RD22	EP	R5121	VOC	30 TAC Chapter 115, Vent Gas Controls	§ 115.122(a)(2) § 115.121(a)(2) § 115.122(a)(2)(A) § 60.18	Any vent gas streams affected by §115.121(a)(2) of this title must be controlled properly with a control efficiency of at least 98% or to a VOC concentration of no more than 20 ppmv (on a dry basis corrected to 3.0% oxygen for combustion devices).	[G]§ 115.125 § 115.126(1) § 115.126(1)(B) § 115.126(2) § 115.126(7)	§ 115.126 § 115.126(1) § 115.126(1)(B) § 115.126(2)	None
RD22	EP	63G	112(B) HAPS	40 CFR Part 63, Subpart G	[G]§ 63.113(a)(1) § 63.11 § 63.113(h) [G]§ 63.115(f)	Reduce emissions of organic HAP using a flare. §63.113(a)(1)(i)-(ii)	§ 63.114(a) § 63.114(a)(2) [G]§ 63.115(f) [G]§ 63.116(a)	[G]§ 63.117(a)(5) § 63.118(a)(1) § 63.118(a)(2) [G]§ 63.152(a)	[G]§ 63.117(a)(5) § 63.117(f) § 63.118(f)(2) § 63.118(f)(5)

**Applicable Requirements Summary**

Unit Group Process ID No.	Unit Group Process Type	SOP Index No.	Pollutant	State Rule or Federal Regulation Name	Emission Limitation, Standard or Equipment Specification Citation	Textual Description (See Special Term and Condition 1.B.)	Monitoring And Testing Requirements	Recordkeeping Requirements (30 TAC § 122.144)	Reporting Requirements (30 TAC § 122.145)
								[G]§ 63.152(f)	[G]§ 63.151(b) § 63.151(e) [G]§ 63.151(e)(1) § 63.151(e)(2) § 63.151(e)(3) [G]§ 63.151(j) [G]§ 63.152(a) § 63.152(b) [G]§ 63.152(b)(1) [G]§ 63.152(b)(2) § 63.152(c)(1) § 63.152(c)(2) § 63.152(c)(2)(i) [G]§ 63.152(c)(2)(ii) § 63.152(c)(2)(iii) § 63.152(c)(4)(ii) [G]§ 63.152(c)(6)
RD24	EP	R5121	VOC	30 TAC Chapter 115, Vent Gas Controls	§ 115.122(a)(2) § 115.121(a)(2) § 115.122(a)(2)(A) § 60.18	Any vent gas streams affected by §115.121(a)(2) of this title must be controlled properly with a control efficiency of at least 98% or to a VOC concentration of no more than 20 ppmv (on a dry basis corrected to 3.0% oxygen for combustion devices).	[G]§ 115.125 § 115.126(1) § 115.126(1)(B) § 115.126(2) § 115.126(7)	§ 115.126 § 115.126(1) § 115.126(1)(B) § 115.126(2)	None
RD24	EP	63G	112(B) HAPS	40 CFR Part 63, Subpart G	[G]§ 63.113(a)(1) § 63.11 § 63.113(h) [G]§ 63.115(f)	Reduce emissions of organic HAP using a flare. §63.113(a)(1)(i)-(ii)	§ 63.114(a) § 63.114(a)(2) [G]§ 63.115(f) [G]§ 63.116(a)	[G]§ 63.117(a)(5) § 63.118(a)(1) § 63.118(a)(2) [G]§ 63.152(a) [G]§ 63.152(f)	[G]§ 63.117(a)(5) § 63.117(f) § 63.118(f)(2) § 63.118(f)(5) [G]§ 63.151(b) § 63.151(e) [G]§ 63.151(e)(1) § 63.151(e)(2) § 63.151(e)(3) [G]§ 63.151(j)

**Applicable Requirements Summary**

Unit Group Process ID No.	Unit Group Process Type	SOP Index No.	Pollutant	State Rule or Federal Regulation Name	Emission Limitation, Standard or Equipment Specification Citation	Textual Description (See Special Term and Condition 1.B.)	Monitoring And Testing Requirements	Recordkeeping Requirements (30 TAC § 122.144)	Reporting Requirements (30 TAC § 122.145)
									[G]§ 63.152(a) § 63.152(b) [G]§ 63.152(b)(1) [G]§ 63.152(b)(2) § 63.152(c)(1) § 63.152(c)(2) § 63.152(c)(2)(i) [G]§ 63.152(c)(2)(ii) § 63.152(c)(2)(iii) § 63.152(c)(4)(ii) [G]§ 63.152(c)(6)
RES-LC01	EP	R5121	VOC	30 TAC Chapter 115, Vent Gas Controls	§ 115.127(a)(4)(C) [G]§ 115.122(a)(4) § 115.127(a)(4)	Any reactor process or distillation operation vent gas stream with a flow rate less than 0.388 standard cubic feet per minute or a VOC concentration less than 500 ppmv is exempt from the requirements of §115.121(a)(2)(A) of this title.	[G]§ 115.125 § 115.126(2) § 115.126(3)(D)	§ 115.126 § 115.126(2) § 115.126(3) § 115.126(3)(D)	None
RES-PC01	EP	R5121	VOC	30 TAC Chapter 115, Vent Gas Controls	§ 115.127(a)(4)(C) [G]§ 115.122(a)(4) § 115.127(a)(4)	Any SOCM1 reactor process or distillation operation vent gas stream with a flow rate < 0.011 scm/min (0.388 scf/min) or a VOC concentration < 500 ppmv is exempt from §115.121(a)(2)(A).	[G]§ 115.125 § 115.126(2) § 115.126(3)(D)	§ 115.126 § 115.126(2) § 115.126(3) § 115.126(3)(D)	None
RES-VC01	EP	R5121	VOC	30 TAC Chapter 115, Vent Gas Controls	§ 115.127(a)(4)(C) [G]§ 115.122(a)(4) § 115.127(a)(4)	Any SOCM1 reactor process or distillation operation vent gas stream with a flow rate < 0.011 scm/min (0.388 scf/min) or a VOC concentration < 500 ppmv is exempt from §115.121(a)(2)(A).	[G]§ 115.125 § 115.126(2) § 115.126(3)(D)	§ 115.126 § 115.126(2) § 115.126(3) § 115.126(3)(D)	None

**Applicable Requirements Summary**

Unit Group Process ID No.	Unit Group Process Type	SOP Index No.	Pollutant	State Rule or Federal Regulation Name	Emission Limitation, Standard or Equipment Specification Citation	Textual Description (See Special Term and Condition 1.B.)	Monitoring And Testing Requirements	Recordkeeping Requirements (30 TAC § 122.144)	Reporting Requirements (30 TAC § 122.145)
SD06	EP	R5720	Highly Reactive VOC	30 TAC Chapter 115, HRVOC Vent Gas	§ 115.722(c)(1) § 115.722(c)(3) § 115.722(d) § 115.722(d)(1) § 115.722(d)(2)	HRVOC emissions at each site located in Harris County that is subject to this division or Division 2 of this subchapter must not exceed 1,200 pounds of HRVOC per one-hour block period from any flare, vent, pressure relief valve, cooling tower, or any combination.	§ 115.725(n)	§ 115.726(d)(1) § 115.726(d)(2) § 115.726(d)(3) § 115.726(d)(4) [G]§ 115.726(h) § 115.726(i) § 115.726(j)(1) § 115.726(j)(2)	§ 115.725(n)
SD06	EP	R5121	VOC	30 TAC Chapter 115, Vent Gas Controls	§ 115.122(a)(2) § 115.121(a)(2) § 115.122(a)(2)(A) § 60.18	Any vent gas streams affected by §115.121(a)(2) of this title must be controlled properly with a control efficiency of at least 98% or to a VOC concentration of no more than 20 ppmv (on a dry basis corrected to 3.0% oxygen for combustion devices).	[G]§ 115.125 § 115.126(1) § 115.126(1)(B) § 115.126(2) § 115.126(7)	§ 115.126 § 115.126(1) § 115.126(1)(B) § 115.126(2)	None
SD07	EP	R5720	Highly Reactive VOC	30 TAC Chapter 115, HRVOC Vent Gas	§ 115.722(c)(1) § 115.722(c)(3) § 115.722(d) § 115.722(d)(1) § 115.722(d)(2)	HRVOC emissions at each site located in Harris County that is subject to this division or Division 2 of this subchapter must not exceed 1,200 pounds of HRVOC per one-hour block period from any flare, vent, pressure relief valve, cooling tower, or any combination.	§ 115.725(n)	§ 115.726(d)(1) § 115.726(d)(2) § 115.726(d)(3) § 115.726(d)(4) [G]§ 115.726(h) § 115.726(i) § 115.726(j)(1) § 115.726(j)(2)	§ 115.725(n)
SD07	EP	R5121	VOC	30 TAC Chapter 115, Vent Gas Controls	§ 115.122(a)(2) § 115.121(a)(2) § 115.122(a)(2)(A) § 60.18	Any vent gas streams affected by §115.121(a)(2) of this title must be controlled properly with a control efficiency of at least	[G]§ 115.125 § 115.126(1) § 115.126(1)(B) § 115.126(2) § 115.126(7)	§ 115.126 § 115.126(1) § 115.126(1)(B) § 115.126(2)	None

**Applicable Requirements Summary**

Unit Group Process ID No.	Unit Group Process Type	SOP Index No.	Pollutant	State Rule or Federal Regulation Name	Emission Limitation, Standard or Equipment Specification Citation	Textual Description (See Special Term and Condition 1.B.)	Monitoring And Testing Requirements	Recordkeeping Requirements (30 TAC § 122.144)	Reporting Requirements (30 TAC § 122.145)
						98% or to a VOC concentration of no more than 20 ppmv (on a dry basis corrected to 3.0% oxygen for combustion devices).			
SECFL	CD	R1111-2	Opacity	30 TAC Chapter 111, Visible Emissions	§ 111.111(a)(4)(A)	Visible emissions from a process gas flare shall not be permitted for more than five minutes in any two-hour period. Non-excessive upset events are subject to the provisions under §101.222(b).	§ 111.111(a)(4)(A)(i) § 111.111(a)(4)(A)(ii)	§ 111.111(a)(4)(A)(ii)	None
SECFL	EP	R115H	Highly Reactive VOC	30 TAC Chapter 115, HRVOC Vent Gas	§ 115.722(d) § 115.722(d)(1) § 115.722(d)(2) [G]§ 115.725(d)(1) § 115.725(d)(2) § 115.725(d)(2)(A)(i) [G]§ 115.725(d)(2)(A)(ii) § 115.725(d)(2)(A)(iii) § 115.725(d)(2)(A)(iv) § 115.725(d)(2)(B) § 115.725(d)(2)(B)(i) § 115.725(d)(2)(B)(ii) § 115.725(d)(2)(B)(iii) § 115.725(d)(2)(B)(iv) [G]§ 115.725(l) § 115.725(m)(1)	All flares must continuously meet the requirements of 40 CFR § 60.18(c)(2)-(6) and (d) as amended through October 17, 2000 (65 FR 61744) when vent gas containing HRVOC is being routed to the flare.	[G]§ 115.725(d)(1) § 115.725(d)(2) § 115.725(d)(2)(A)(i) [G]§ 115.725(d)(2)(A)(ii) § 115.725(d)(2)(A)(iii) § 115.725(d)(2)(A)(iv) § 115.725(d)(2)(B) § 115.725(d)(2)(B)(i) § 115.725(d)(2)(B)(ii) § 115.725(d)(2)(B)(iii) § 115.725(d)(2)(B)(iv) § 115.725(d)(3) § 115.725(d)(4) § 115.725(d)(5) § 115.725(d)(6) § 115.725(d)(7)	§ 115.725(m)(1) § 115.726(a)(1) § 115.726(a)(1)(A) § 115.726(d)(1) § 115.726(d)(10) § 115.726(d)(2) § 115.726(d)(3) § 115.726(d)(4) § 115.726(i) § 115.726(j)(1) § 115.726(j)(2)	§ 115.725(n) § 115.726(a)(1)(B) [G]§ 115.726(a)(2)

**Applicable Requirements Summary**

Unit Group Process ID No.	Unit Group Process Type	SOP Index No.	Pollutant	State Rule or Federal Regulation Name	Emission Limitation, Standard or Equipment Specification Citation	Textual Description (See Special Term and Condition 1.B.)	Monitoring And Testing Requirements	Recordkeeping Requirements (30 TAC § 122.144)	Reporting Requirements (30 TAC § 122.145)
					§ 115.725(n) [G]§ 115.726(a)(2)		§ 115.725(k)(1) § 115.725(m) § 115.725(m)(1)		
SECFL	EP	R5720-4	Highly Reactive VOC	30 TAC Chapter 115, HRVOC Vent Gas	§ 115.722(d) § 115.722(d)(1) § 115.722(d)(2) [G]§ 115.725(d)(1) § 115.725(d)(2) § 115.725(d)(2)(A)(i) [G]§ 115.725(d)(2)(A)(ii) § 115.725(d)(2)(A)(iii) § 115.725(d)(2)(A)(iv) § 115.725(d)(2)(B) § 115.725(d)(2)(B)(i) § 115.725(d)(2)(B)(ii) § 115.725(d)(2)(B)(iii) § 115.725(d)(2)(B)(iv) [G]§ 115.725(l) § 115.725(m)(1) § 115.725(n) [G]§ 115.726(a)(2)	All flares must continuously meet the requirements of 40 CFR § 60.18(c)(2)-(6) and (d) as amended through October 17, 2000 (65 FR 61744) when vent gas containing HRVOC is being routed to the flare.	[G]§ 115.725(d)(1) § 115.725(d)(2) § 115.725(d)(2)(A)(i) [G]§ 115.725(d)(2)(A)(ii) § 115.725(d)(2)(A)(iii) § 115.725(d)(2)(A)(iv) § 115.725(d)(2)(B) § 115.725(d)(2)(B)(i) § 115.725(d)(2)(B)(ii) § 115.725(d)(2)(B)(iii) § 115.725(d)(2)(B)(iv) § 115.725(d)(3) § 115.725(d)(4) § 115.725(d)(5) § 115.725(d)(6) § 115.725(d)(7) § 115.725(k)(1) § 115.725(m) § 115.725(m)(1)	§ 115.725(m)(1) § 115.726(a)(1) § 115.726(a)(1)(A) § 115.726(d)(1) § 115.726(d)(10) § 115.726(d)(2) § 115.726(d)(3) § 115.726(d)(4) § 115.726(i) § 115.726(j)(1) § 115.726(j)(2)	§ 115.725(n) § 115.726(a)(1)(B) [G]§ 115.726(a)(2)
SECFL	CD	60A-1	Opacity	40 CFR Part 60, Subpart A	§ 60.18(b) § 60.18(c)(1) § 60.18(c)(2) § 60.18(c)(3)(ii) § 60.18(c)(4)(i) § 60.18(c)(6) § 60.18(e)	Flares shall comply with paragraphs (c)-(f) of § 60.18.	§ 60.18(d) § 60.18(f)(1) § 60.18(f)(2) § 60.18(f)(3) § 60.18(f)(4)	None	None
SECFL	CD	60A-2	Opacity	40 CFR Part 60,	§ 60.18(b)	Flares shall comply with	§ 60.18(d)	None	None



**Applicable Requirements Summary**

Unit Group Process ID No.	Unit Group Process Type	SOP Index No.	Pollutant	State Rule or Federal Regulation Name	Emission Limitation, Standard or Equipment Specification Citation	Textual Description (See Special Term and Condition 1.B.)	Monitoring And Testing Requirements	Recordkeeping Requirements (30 TAC § 122.144)	Reporting Requirements (30 TAC § 122.145)
				Subpart A	§ 60.18(c)(1) § 60.18(c)(2) § 60.18(c)(3)(ii) § 60.18(c)(4)(iii) § 60.18(c)(6) § 60.18(e)	paragraphs (c)-(f) of § 60.18.	§ 60.18(f)(1) § 60.18(f)(2) § 60.18(f)(3) § 60.18(f)(4) § 60.18(f)(5)		
SECFL	CD	60A-3	Opacity	40 CFR Part 60, Subpart A	§ 60.18(b) § 60.18(c)(1) § 60.18(c)(2) § 60.18(c)(3)(ii) § 60.18(c)(4)(ii) § 60.18(c)(6) § 60.18(e)	Flares shall comply with paragraphs (c)-(f) of § 60.18.	§ 60.18(d) § 60.18(f)(1) § 60.18(f)(2) § 60.18(f)(3) § 60.18(f)(4)	None	None
SECFL	CD	63A-1	Opacity	40 CFR Part 63, Subpart A	§ 63.11(b)(4) § 63.11(b)(1) § 63.11(b)(2) § 63.11(b)(3) § 63.11(b)(5) § 63.11(b)(6)(ii) § 63.11(b)(7)(i)	Flares shall be designed and operated with no visible emissions, except for periods of a total of 5 minutes or less during any 2 consecutive hrs. Test Method 22 in App. A of part 60 of this chapter shall be used.	§ 63.11(b)(4) § 63.11(b)(5) § 63.11(b)(7)(i)	None	None
SECFL	CD	63A-2	Opacity	40 CFR Part 63, Subpart A	§ 63.11(b)(4) § 63.11(b)(1) § 63.11(b)(2) § 63.11(b)(3) § 63.11(b)(5) § 63.11(b)(6)(ii) § 63.11(b)(7)(iii)	Flares shall be designed and operated with no visible emissions, except for periods of a total of 5 minutes or less during any 2 consecutive hrs. Test Method 22 in App. A of part 60 of this chapter shall be used.	§ 63.11(b)(4) § 63.11(b)(5) § 63.11(b)(7)(i)	None	None
SECFL	CD	63A-3	Opacity	40 CFR Part 63, Subpart A	§ 63.11(b)(4) § 63.11(b)(1) § 63.11(b)(2) § 63.11(b)(3) § 63.11(b)(5) § 63.11(b)(6)(ii)	Flares shall be designed and operated with no visible emissions, except for periods of a total of 5 minutes or less during any 2 consecutive hrs. Test	§ 63.11(b)(4) § 63.11(b)(5) § 63.11(b)(7)(i)	None	None

**Applicable Requirements Summary**

Unit Group Process ID No.	Unit Group Process Type	SOP Index No.	Pollutant	State Rule or Federal Regulation Name	Emission Limitation, Standard or Equipment Specification Citation	Textual Description (See Special Term and Condition 1.B.)	Monitoring And Testing Requirements	Recordkeeping Requirements (30 TAC § 122.144)	Reporting Requirements (30 TAC § 122.145)
					§ 63.11(b)(7)(ii)	Method 22 in App. A of part 60 of this chapter shall be used.			
SECFL	EP	63YY	112(B) HAPS	40 CFR Part 63, Subpart YY	§ 63.1103(e)(4) § 63.1103(e)(4)(i) § 63.1103(e)(4)(ii) § 63.1103(e)(4)(iii) § 63.1103(e)(4)(iv) § 63.1103(e)(4)(v) § 63.1103(e)(4)(vi) § 63.1103(e)(4)(viii) § 63.1103(e)(4)(xii) § 63.1103(e)(4)(xiii) [G]§ 63.670 [G]§ 63.671	The owner or operator must meet the applicable requirements for flares as specified in §§ 63.670 and 63.671 of subpart CC, including the provisions in Tables 12 and 13 to subpart CC of this part, except as specified in paragraphs (e)(4)(i) through (xiv) of this section.	§ 63.1103(e)(4) [G]§ 63.670 [G]§ 63.671 [G]§ 63.7(a)(4) [G]§ 63.7(c) § 63.7(e)(4) [G]§ 63.7(g)(2)	[G]§ 63.10(b)(2)(vi) § 63.1103(e)(4) § 63.1103(e)(4)(x) § 63.1109(a) § 63.1109(b) § 63.1109(c) § 63.1109(d) [G]§ 63.1109(e)	§ 63.1103(e)(4) § 63.1103(e)(4)(xi) [G]§ 63.1110(a) [G]§ 63.1110(b) [G]§ 63.1110(c) § 63.1110(d)(1) § 63.1110(d)(1)(i) § 63.1110(d)(1)(ii) § 63.1110(d)(1)(iv) § 63.1110(d)(2) [G]§ 63.1110(d) § 63.1110(e) § 63.1110(e)(1) § 63.1110(e)(2) § 63.1110(e)(3) [G]§ 63.1110(e)(4) [G]§ 63.1110(f) [G]§ 63.1110(g) [G]§ 63.1110(h)
SECFL-VENT	EP	R5121	VOC	30 TAC Chapter 115, Vent Gas Controls	§ 115.122(a)(1) § 115.121(a)(1) § 115.122(a)(1)(B) § 60.18	Vent gas streams affected by §115.121(a)(1) must be controlled properly with a control efficiency of at least 90% or to a volatile organic compound (VOC) concentration of no more than 20 parts per million (ppmv) (on a dry basis corrected to 3.0% oxygen for combustion devices).	[G]§ 115.125 § 115.126(1) § 115.126(1)(B) § 115.126(2) ** See CAM Summary	§ 115.126 § 115.126(1) § 115.126(1)(B) § 115.126(2)	None
SECFL-VENT	EP	63YY	112(B) HAPS	40 CFR Part 63, Subpart YY	§ 63.1103(e)-Table 7(d)(1)(ii)(A) § 63.1103(e)(3) [G]§ 63.1103(e)(4) § 63.1103(e)(5)	For a process vent at an existing source with a flow rate greater than or equal to 0.011 scmm and a total organic HAP concentration	[G]§ 63.11(b) § 63.1103(e)(4) § 63.1103(e)-Table 7(d)(1)(ii)(A) [G]§ 63.670	[G]§ 63.10(b)(2)(vi) § 63.1103(e)(4) § 63.1103(e)(4)(x) § 63.1103(e)-Table 7(d)(1)(ii)(A)	§ 63.1103(e)(4) § 63.1103(e)(4)(xi) § 63.1103(e)-Table 7(d)(1)(ii)(A) [G]§ 63.1110(a)

**Applicable Requirements Summary**

Unit Group Process ID No.	Unit Group Process Type	SOP Index No.	Pollutant	State Rule or Federal Regulation Name	Emission Limitation, Standard or Equipment Specification Citation	Textual Description (See Special Term and Condition 1.B.)	Monitoring And Testing Requirements	Recordkeeping Requirements (30 TAC § 122.144)	Reporting Requirements (30 TAC § 122.145)
					[G]§ 63.1103(e)(9) § 63.982(b) [G]§ 63.983	greater than or equal to 50 parts per million by volume on a dry basis, reduce emissions of organic HAP by 98 weight-percent or TOC to a concentration of 20 ppmv on a dry basis corrected to 3-percent oxygen, whichever is less stringent, by venting emissions through a closed vent system to a flare and meet requirements of § 63.983 and §63.1103(e)(4) and (e)(9).	[G]§ 63.671 [G]§ 63.7(a)(4) [G]§ 63.7(c) § 63.7(e)(4) [G]§ 63.7(g)(2) [G]§ 63.983(a)(3) [G]§ 63.983(b) [G]§ 63.983(c) [G]§ 63.983(d) [G]§ 63.987 § 63.997(a) [G]§ 63.997(b) [G]§ 63.997(c)	§ 63.1109(a) § 63.1109(b) § 63.1109(c) § 63.1109(d) [G]§ 63.1109(e) [G]§ 63.983(a)(3) [G]§ 63.998(a)(1) [G]§ 63.998(b) [G]§ 63.998(d)(1)	[G]§ 63.1110(b) [G]§ 63.1110(c) § 63.1110(d)(1) § 63.1110(d)(1)(i) § 63.1110(d)(1)(ii) § 63.1110(d)(1)(iv) § 63.1110(d)(2) [G]§ 63.1110(d) § 63.1110(e) § 63.1110(e)(1) § 63.1110(e)(2) § 63.1110(e)(3) [G]§ 63.1110(e)(4) [G]§ 63.1110(f) [G]§ 63.1110(g) [G]§ 63.1110(h) [G]§ 63.999
UD102	EP	R5720	Highly Reactive VOC	30 TAC Chapter 115, HRVOC Vent Gas	§ 115.722(c)(1) § 115.722(c)(3) § 115.722(d) § 115.722(d)(1) § 115.722(d)(2)	HRVOC emissions at each site located in Harris County that is subject to this division or Division 2 of this subchapter must not exceed 1,200 pounds of HRVOC per one-hour block period from any flare, vent, pressure relief valve, cooling tower, or any combination.	§ 115.725(n)	§ 115.726(d)(1) § 115.726(d)(2) § 115.726(d)(3) § 115.726(d)(4) [G]§ 115.726(h) § 115.726(i) § 115.726(j)(1) § 115.726(j)(2)	§ 115.725(n)
UD102	EP	R5121	VOC	30 TAC Chapter 115, Vent Gas Controls	§ 115.122(a)(2) § 115.121(a)(2) § 115.122(a)(2)(A) § 60.18	Any vent gas streams affected by §115.121(a)(2) of this title must be controlled properly with a control efficiency of at least 98% or to a VOC concentration of no more than 20 ppmv (on a dry basis corrected to 3.0% oxygen for combustion	[G]§ 115.125 § 115.126(1) § 115.126(1)(B) § 115.126(2) § 115.126(7)	§ 115.126 § 115.126(1) § 115.126(1)(B) § 115.126(2)	None

**Applicable Requirements Summary**

Unit Group Process ID No.	Unit Group Process Type	SOP Index No.	Pollutant	State Rule or Federal Regulation Name	Emission Limitation, Standard or Equipment Specification Citation	Textual Description (See Special Term and Condition 1.B.)	Monitoring And Testing Requirements	Recordkeeping Requirements (30 TAC § 122.144)	Reporting Requirements (30 TAC § 122.145)
						devices).			
UD103	EP	R5720	Highly Reactive VOC	30 TAC Chapter 115, HRVOC Vent Gas	§ 115.722(c)(1) § 115.722(c)(3) § 115.722(d) § 115.722(d)(1) § 115.722(d)(2)	HRVOC emissions at each site located in Harris County that is subject to this division or Division 2 of this subchapter must not exceed 1,200 pounds of HRVOC per one-hour block period from any flare, vent, pressure relief valve, cooling tower, or any combination.	§ 115.725(n)	§ 115.726(d)(1) § 115.726(d)(2) § 115.726(d)(3) § 115.726(d)(4) [G]§ 115.726(h) § 115.726(i) § 115.726(j)(1) § 115.726(j)(2)	§ 115.725(n)
UD103	EP	R5121	VOC	30 TAC Chapter 115, Vent Gas Controls	§ 115.122(a)(2) § 115.121(a)(2) § 115.122(a)(2)(A) § 60.18	Any vent gas streams affected by § 115.121(a)(2) of this title must be controlled properly with a control efficiency of at least 98% or to a VOC concentration of no more than 20 ppmv (on a dry basis corrected to 3.0% oxygen for combustion devices).	[G]§ 115.125 § 115.126(1) § 115.126(1)(B) § 115.126(2) § 115.126(7)	§ 115.126 § 115.126(1) § 115.126(1)(B) § 115.126(2)	None
UD203	EP	R5720	Highly Reactive VOC	30 TAC Chapter 115, HRVOC Vent Gas	§ 115.722(c)(1) § 115.722(c)(3) § 115.722(d) § 115.722(d)(1) § 115.722(d)(2)	HRVOC emissions at each site located in Harris County that is subject to this division or Division 2 of this subchapter must not exceed 1,200 pounds of HRVOC per one-hour block period from any flare, vent, pressure relief valve, cooling tower, or any combination.	§ 115.725(n)	§ 115.726(d)(1) § 115.726(d)(2) § 115.726(d)(3) § 115.726(d)(4) [G]§ 115.726(h) § 115.726(i) § 115.726(j)(1) § 115.726(j)(2)	§ 115.725(n)
UD203	EP	R5121	VOC	30 TAC Chapter 115, Vent Gas Controls	§ 115.122(a)(2) § 115.121(a)(2) § 115.122(a)(2)(A)	Any vent gas streams affected by § 115.121(a)(2) of this title must be	[G]§ 115.125 § 115.126(1) § 115.126(1)(B)	§ 115.126 § 115.126(1) § 115.126(1)(B)	None

**Applicable Requirements Summary**

Unit Group Process ID No.	Unit Group Process Type	SOP Index No.	Pollutant	State Rule or Federal Regulation Name	Emission Limitation, Standard or Equipment Specification Citation	Textual Description (See Special Term and Condition 1.B.)	Monitoring And Testing Requirements	Recordkeeping Requirements (30 TAC § 122.144)	Reporting Requirements (30 TAC § 122.145)
					§ 60.18	controlled properly with a control efficiency of at least 98% or to a VOC concentration of no more than 20 ppmv (on a dry basis corrected to 3.0% oxygen for combustion devices).	§ 115.126(2) § 115.126(7)	§ 115.126(2)	
UE102A	EP	R5720	Highly Reactive VOC	30 TAC Chapter 115, HRVOC Vent Gas	§ 115.722(c)(1) § 115.722(c)(3) § 115.722(d) § 115.722(d)(1) § 115.722(d)(2)	HRVOC emissions at each site located in Harris County that is subject to this division or Division 2 of this subchapter must not exceed 1,200 pounds of HRVOC per one-hour block period from any flare, vent, pressure relief valve, cooling tower, or any combination.	§ 115.725(n)	§ 115.726(d)(1) § 115.726(d)(2) § 115.726(d)(3) § 115.726(d)(4) [G]§ 115.726(h) § 115.726(i) § 115.726(j)(1) § 115.726(j)(2)	§ 115.725(n)
UE102A	EP	R5121	VOC	30 TAC Chapter 115, Vent Gas Controls	§ 115.122(a)(2) § 115.121(a)(2) § 115.122(a)(2)(A) § 60.18	Any vent gas streams affected by §115.121(a)(2) of this title must be controlled properly with a control efficiency of at least 98% or to a VOC concentration of no more than 20 ppmv (on a dry basis corrected to 3.0% oxygen for combustion devices).	[G]§ 115.125 § 115.126(1) § 115.126(1)(B) § 115.126(2) § 115.126(7)	§ 115.126 § 115.126(1) § 115.126(1)(B) § 115.126(2)	None
UE208	EP	R5720	Highly Reactive VOC	30 TAC Chapter 115, HRVOC Vent Gas	§ 115.722(c)(1) § 115.722(c)(3) § 115.722(d) § 115.722(d)(1) § 115.722(d)(2)	HRVOC emissions at each site located in Harris County that is subject to this division or Division 2 of this subchapter must not exceed 1,200 pounds of HRVOC per one-hour block period from any flare, vent,	§ 115.725(n)	§ 115.726(d)(1) § 115.726(d)(2) § 115.726(d)(3) § 115.726(d)(4) [G]§ 115.726(h) § 115.726(i) § 115.726(j)(1) § 115.726(j)(2)	§ 115.725(n)

**Applicable Requirements Summary**

Unit Group Process ID No.	Unit Group Process Type	SOP Index No.	Pollutant	State Rule or Federal Regulation Name	Emission Limitation, Standard or Equipment Specification Citation	Textual Description (See Special Term and Condition 1.B.)	Monitoring And Testing Requirements	Recordkeeping Requirements (30 TAC § 122.144)	Reporting Requirements (30 TAC § 122.145)
						pressure relief valve, cooling tower, or any combination.			
UE208	EP	R5121	VOC	30 TAC Chapter 115, Vent Gas Controls	§ 115.122(a)(2) § 115.121(a)(2) § 115.122(a)(2)(A) § 60.18	Any vent gas streams affected by §115.121(a)(2) of this title must be controlled properly with a control efficiency of at least 98% or to a VOC concentration of no more than 20 ppmv (on a dry basis corrected to 3.0% oxygen for combustion devices).	[G]§ 115.125 § 115.126(1) § 115.126(1)(B) § 115.126(2) § 115.126(7)	§ 115.126 § 115.126(1) § 115.126(1)(B) § 115.126(2)	None
UNLOAD-1	EU	R5212-1	VOC	30 TAC Chapter 115, Loading and Unloading of VOC	§ 115.217(a)(1) § 115.212(a)(2) § 115.214(a)(1)(B) § 115.214(a)(1)(D) § 115.214(a)(1)(D)(i)	Vapor pressure (at land-based operations). All land-based loading and unloading of VOC with a true vapor pressure less than 0.5 psia is exempt from the requirements of this division, except as specified.	§ 115.214(a)(1)(A) § 115.214(a)(1)(A)(i) § 115.215 § 115.215(4)	§ 115.216 § 115.216(2) § 115.216(3)(B)	None
UNLOAD-2	EU	R5212-2	VOC	30 TAC Chapter 115, Loading and Unloading of VOC	§ 115.212(a)(3) § 115.212(a)(2) § 115.212(a)(3)(A) § 115.212(a)(3)(A)(i) § 115.212(a)(3)(B) [G]§ 115.212(a)(3)(C) § 115.212(a)(3)(D) § 115.214(a)(1)(B) § 115.214(a)(1)(C)	All land-based VOC transfer to or from transport vessels shall be conducted in the manner specified for leak-free operations.	§ 115.212(a)(3)(B) § 115.214(a)(1)(A) § 115.214(a)(1)(A)(i) § 115.214(a)(1)(A)(ii) § 115.214(a)(1)(A)(iii)	§ 115.216 § 115.216(3)(A) § 115.216(3)(A)(i) § 115.216(3)(A)(iii)	None
UNLOADXX	EU	R5212-1	VOC	30 TAC Chapter 115, Loading and Unloading of VOC	§ 115.217(a)(1) § 115.212(a)(2) § 115.214(a)(1)(B)	Vapor pressure (at land-based operations). All land-based loading and	§ 115.214(a)(1)(A) § 115.214(a)(1)(A)(i)	§ 115.216 § 115.216(2) § 115.216(3)(B)	None

**Applicable Requirements Summary**

Unit Group Process ID No.	Unit Group Process Type	SOP Index No.	Pollutant	State Rule or Federal Regulation Name	Emission Limitation, Standard or Equipment Specification Citation	Textual Description (See Special Term and Condition 1.B.)	Monitoring And Testing Requirements	Recordkeeping Requirements (30 TAC § 122.144)	Reporting Requirements (30 TAC § 122.145)
					§ 115.214(a)(1)(D) § 115.214(a)(1)(D)(i)	unloading of VOC with a true vapor pressure less than 0.5 psia is exempt from the requirements of this division, except as specified.	§ 115.215 § 115.215(4)		
UNLOADXX	EU	R5212-2	VOC	30 TAC Chapter 115, Loading and Unloading of VOC	§ 115.212(a)(3) § 115.212(a)(2) § 115.212(a)(3)(A) § 115.212(a)(3)(A)(i) § 115.212(a)(3)(B) [G]§ 115.212(a)(3)(C) § 115.212(a)(3)(D) § 115.214(a)(1)(B) § 115.214(a)(1)(C)	All land-based VOC transfer to or from transport vessels shall be conducted in the manner specified for leak-free operations.	§ 115.212(a)(3)(B) § 115.214(a)(1)(A) § 115.214(a)(1)(A)(i) § 115.214(a)(1)(A)(ii) § 115.214(a)(1)(A)(iii)	§ 115.216 § 115.216(3)(A) § 115.216(3)(A)(i) § 115.216(3)(A)(iii)	None
USP03	EP	R5720	Highly Reactive VOC	30 TAC Chapter 115, HRVOC Vent Gas	§ 115.722(c)(1) § 115.722(c)(3) § 115.722(d) § 115.722(d)(1) § 115.722(d)(2)	HRVOC emissions at each site located in Harris County that is subject to this division or Division 2 of this subchapter must not exceed 1,200 pounds of HRVOC per one-hour block period from any flare, vent, pressure relief valve, cooling tower, or any combination.	§ 115.725(n)	§ 115.726(d)(1) § 115.726(d)(2) § 115.726(d)(3) § 115.726(d)(4) [G]§ 115.726(h) § 115.726(i) § 115.726(j)(1) § 115.726(j)(2)	§ 115.725(n)
USP03	EP	R5121	VOC	30 TAC Chapter 115, Vent Gas Controls	§ 115.122(a)(2) § 115.121(a)(2) § 115.122(a)(2)(A) § 60.18	Any vent gas streams affected by §115.121(a)(2) of this title must be controlled properly with a control efficiency of at least 98% or to a VOC concentration of no more than 20 ppmv (on a dry basis corrected to 3.0% oxygen for combustion	[G]§ 115.125 § 115.126(1) § 115.126(1)(B) § 115.126(2) § 115.126(7)	§ 115.126 § 115.126(1) § 115.126(1)(B) § 115.126(2)	None

**Applicable Requirements Summary**

Unit Group Process ID No.	Unit Group Process Type	SOP Index No.	Pollutant	State Rule or Federal Regulation Name	Emission Limitation, Standard or Equipment Specification Citation	Textual Description (See Special Term and Condition 1.B.)	Monitoring And Testing Requirements	Recordkeeping Requirements (30 TAC § 122.144)	Reporting Requirements (30 TAC § 122.145)
						devices).			
USP102	EP	R5720	Highly Reactive VOC	30 TAC Chapter 115, HRVOC Vent Gas	§ 115.722(c)(1) § 115.722(c)(3) § 115.722(d) § 115.722(d)(1) § 115.722(d)(2)	HRVOC emissions at each site located in Harris County that is subject to this division or Division 2 of this subchapter must not exceed 1,200 pounds of HRVOC per one-hour block period from any flare, vent, pressure relief valve, cooling tower, or any combination.	§ 115.725(n)	§ 115.726(d)(1) § 115.726(d)(2) § 115.726(d)(3) § 115.726(d)(4) [G]§ 115.726(h) § 115.726(i) § 115.726(j)(1) § 115.726(j)(2)	§ 115.725(n)
USP102	EP	R5121	VOC	30 TAC Chapter 115, Vent Gas Controls	§ 115.122(a)(2) § 115.121(a)(2) § 115.122(a)(2)(A) § 60.18	Any vent gas streams affected by §115.121(a)(2) of this title must be controlled properly with a control efficiency of at least 98% or to a VOC concentration of no more than 20 ppmv (on a dry basis corrected to 3.0% oxygen for combustion devices).	[G]§ 115.125 § 115.126(1) § 115.126(1)(B) § 115.126(2) § 115.126(7)	§ 115.126 § 115.126(1) § 115.126(1)(B) § 115.126(2)	None
UT302UD201	EP	60NNN	VOC/TOC	40 CFR Part 60, Subpart NNN	§ 60.662(b) § 60.18	Each affected facility shall combust the emissions in a flare that meets the requirements of § 60.18.	§ 60.663(b) § 60.663(b)(1) § 60.663(b)(2) § 60.664(a) § 60.664(d) [G]§ 60.664(e)	§ 60.663(b)(2) § 60.665(b) § 60.665(b)(3) § 60.665(d) § 60.665(f)	§ 60.665(a) § 60.665(b) § 60.665(b)(3) § 60.665(k) § 60.665(l) § 60.665(l)(2) § 60.665(l)(4)
UTK01	EU	R5111-1	VOC	30 TAC Chapter 115, Storage of VOCs	§ 115.111(a)(1)	Except as provided in § 115.118, a storage tank storing VOC with a true vapor pressure less than 1.5 psia is exempt from the requirements of this division.	[G]§ 115.117	§ 115.118(a)(1) § 115.118(a)(5) § 115.118(a)(7)	None



**Applicable Requirements Summary**

Unit Group Process ID No.	Unit Group Process Type	SOP Index No.	Pollutant	State Rule or Federal Regulation Name	Emission Limitation, Standard or Equipment Specification Citation	Textual Description (See Special Term and Condition 1.B.)	Monitoring And Testing Requirements	Recordkeeping Requirements (30 TAC § 122.144)	Reporting Requirements (30 TAC § 122.145)
UTK201A	EU	R5112-1	VOC	30 TAC Chapter 115, Storage of VOCs	§ 115.112(e)(1) § 115.112(e)(3) § 115.112(e)(3)(C) § 60.18	No person shall place, store, or hold VOC in any storage tank unless the storage tank is capable of maintaining working pressure sufficient at all times to prevent any vapor or gas loss to the atmosphere or is in compliance with the control requirements specified in Table 1 of this paragraph for VOC other than crude oil and condensate or Table 2 of subsection (a)(1) of this paragraph for crude oil and condensate.	§ 115.115(a) § 115.115(a)(6) § 115.116(a)(2) [G]§ 115.117	§ 115.118(a)(4) § 115.118(a)(4)(F) § 115.118(a)(5) § 115.118(a)(7)	None
UTK201B	EU	R5112-1	VOC	30 TAC Chapter 115, Storage of VOCs	§ 115.112(e)(1) § 115.112(e)(3) § 115.112(e)(3)(C) § 60.18	No person shall place, store, or hold VOC in any storage tank unless the storage tank is capable of maintaining working pressure sufficient at all times to prevent any vapor or gas loss to the atmosphere or is in compliance with the control requirements specified in Table 1 of this paragraph for VOC other than crude oil and condensate or Table 2 of subsection (a)(1) of this paragraph for crude oil and condensate.	§ 115.115(a) § 115.115(a)(6) § 115.116(a)(2) [G]§ 115.117	§ 115.118(a)(4) § 115.118(a)(4)(F) § 115.118(a)(5) § 115.118(a)(7)	None
UTK202	EU	R5112-1	VOC	30 TAC Chapter 115, Storage of VOCs	§ 115.112(e)(1) § 115.112(e)(3) § 115.112(e)(3)(C) § 60.18	No person shall place, store, or hold VOC in any storage tank unless the storage tank is capable of	§ 115.115(a) § 115.115(a)(6) § 115.116(a)(2) [G]§ 115.117	§ 115.118(a)(4) § 115.118(a)(4)(F) § 115.118(a)(5) § 115.118(a)(7)	None

**Applicable Requirements Summary**

Unit Group Process ID No.	Unit Group Process Type	SOP Index No.	Pollutant	State Rule or Federal Regulation Name	Emission Limitation, Standard or Equipment Specification Citation	Textual Description (See Special Term and Condition 1.B.)	Monitoring And Testing Requirements	Recordkeeping Requirements (30 TAC § 122.144)	Reporting Requirements (30 TAC § 122.145)
						maintaining working pressure sufficient at all times to prevent any vapor or gas loss to the atmosphere or is in compliance with the control requirements specified in Table 1 of this paragraph for VOC other than crude oil and condensate or Table 2 of subsection (a)(1) of this paragraph for crude oil and condensate.			
UTPAC1	EU	R7300	CO	30 TAC Chapter 117, Subchapter B	§ 117.310(c)(1) § 117.310(c)(1)(B)	CO emissions must not exceed 3.0 g/hp-hr for stationary internal combustion engines.	[G]§ 117.335(a)(1) § 117.335(a)(4) § 117.335(b) § 117.335(d) § 117.335(e) § 117.335(g) § 117.340(a) § 117.340(h) § 117.8000(b) § 117.8000(c) § 117.8000(c)(2) § 117.8000(c)(3) § 117.8000(c)(5) § 117.8000(c)(6) [G]§ 117.8000(d) § 117.8140(a) § 117.8140(a)(1) § 117.8140(a)(2) § 117.8140(a)(2)(A) [G]§ 117.8140(a)(2)(B) § 117.8140(b)	§ 117.345(a) § 117.345(f) § 117.345(f)(1) [G]§ 117.345(f)(10) § 117.345(f)(3) § 117.345(f)(3)(A) § 117.345(f)(3)(A)(ii) § 117.345(f)(9)	§ 117.335(b) § 117.335(g) [G]§ 117.345(b) [G]§ 117.345(c) § 117.8010 [G]§ 117.8010(1) § 117.8010(2) § 117.8010(2)(A) § 117.8010(2)(B) [G]§ 117.8010(3) § 117.8010(4) [G]§ 117.8010(5) § 117.8010(6) [G]§ 117.8010(7)
UTPAC1	EU	60III-2	PM	40 CFR Part 60, Subpart IIII	§ 60.4204(b) § 60.4201(d)(1) § 60.4206	Owners and operators of non-emergency stationary CI ICE with a displacement	§ 60.4209(b)	[G]§ 60.4214(a)(2) § 60.4214(c)	[G]§ 60.4214(a)(1)

**Applicable Requirements Summary**

Unit Group Process ID No.	Unit Group Process Type	SOP Index No.	Pollutant	State Rule or Federal Regulation Name	Emission Limitation, Standard or Equipment Specification Citation	Textual Description (See Special Term and Condition 1.B.)	Monitoring And Testing Requirements	Recordkeeping Requirements (30 TAC § 122.144)	Reporting Requirements (30 TAC § 122.145)
					§ 60.4207(b) [G]§ 60.4211(a) § 60.4211(c) § 60.4218 § 94.8(a)(2)	of greater than or equal to 10 liters per cylinder and less than 15 liters per cylinder and is a 2007 - 2012 model year must comply with a PM emission limit of 0.27 g/KW-hr, as stated in 40 CFR 60.4201(d)(1) and 40 CFR 94.8(a)(2).			
UTPAC1	EU	60III-2	Total Hydrocarbons/NO <sub>x</sub>	40 CFR Part 60, Subpart III	§ 60.4204(b) § 60.4201(d)(1) § 60.4206 § 60.4207(b) [G]§ 60.4211(a) § 60.4211(c) § 60.4218 § 94.8(a)(2)	Owners and operators of non-emergency stationary CI ICE with a displacement of greater than or equal to 10 liters per cylinder and less than 15 liters per cylinder and is a 2007 - 2012 model year must comply with a THC+NO <sub>x</sub> emission limit of 7.8 g/KW-hr, as stated in 40 CFR 60.4201(d)(1) and 40 CFR 94.8(a)(2).	§ 60.4209(b)	[G]§ 60.4214(a)(2) § 60.4214(c)	[G]§ 60.4214(a)(1)
UTPAC1	EU	63ZZZZ	112(B) HAPS	40 CFR Part 63, Subpart ZZZZ	§ 63.6590(c)	Stationary RICE subject to Regulations under 40 CFR Part 60. An affected source that meets any of the criteria in paragraphs (c)(1) through (7) of this section must meet the requirements of this part by meeting the requirements of 40 CFR part 60 subpart III, for compression ignition engines or 40 CFR part 60 subpart JJJJ, for spark ignition engines as applicable. No further	None	None	None

**Applicable Requirements Summary**

Unit Group Process ID No.	Unit Group Process Type	SOP Index No.	Pollutant	State Rule or Federal Regulation Name	Emission Limitation, Standard or Equipment Specification Citation	Textual Description (See Special Term and Condition 1.B.)	Monitoring And Testing Requirements	Recordkeeping Requirements (30 TAC § 122.144)	Reporting Requirements (30 TAC § 122.145)
						requirements apply for such engines under this part.			
UTPAC2	EU	R7300	CO	30 TAC Chapter 117, Subchapter B	§ 117.310(c)(1) § 117.310(c)(1)(B)	CO emissions must not exceed 3.0 g/hp-hr for stationary internal combustion engines.	[G]§ 117.335(a)(1) § 117.335(a)(4) § 117.335(b) § 117.335(d) § 117.335(e) § 117.335(g) § 117.340(a) § 117.340(h) § 117.8000(b) § 117.8000(c) § 117.8000(c)(2) § 117.8000(c)(3) § 117.8000(c)(5) § 117.8000(c)(6) [G]§ 117.8000(d) § 117.8140(a) § 117.8140(a)(1) § 117.8140(a)(2) § 117.8140(a)(2)(A) [G]§ 117.8140(a)(2)(B) § 117.8140(b)	§ 117.345(a) § 117.345(f) § 117.345(f)(1) [G]§ 117.345(f)(10) § 117.345(f)(3) § 117.345(f)(3)(A) § 117.345(f)(3)(A)(ii) § 117.345(f)(9)	§ 117.335(b) § 117.335(g) [G]§ 117.345(b) [G]§ 117.345(c) § 117.8010 [G]§ 117.8010(1) § 117.8010(2) § 117.8010(2)(A) § 117.8010(2)(B) [G]§ 117.8010(3) § 117.8010(4) [G]§ 117.8010(5) § 117.8010(6) [G]§ 117.8010(7)
UTPAC2	EU	60III-2	PM	40 CFR Part 60, Subpart IIII	§ 60.4204(b) § 60.4201(d)(1) § 60.4206 § 60.4207(b) [G]§ 60.4211(a) § 60.4211(c) § 60.4218 § 94.8(a)(2)	Owners and operators of non-emergency stationary CI ICE with a displacement of greater than or equal to 10 liters per cylinder and less than 15 liters per cylinder and is a 2007 - 2012 model year must comply with a PM emission limit of 0.27 g/KW-hr, as stated in 40 CFR 60.4201(d)(1) and 40 CFR 94.8(a)(2).	§ 60.4209(b)	[G]§ 60.4214(a)(2) § 60.4214(c)	[G]§ 60.4214(a)(1)
UTPAC2	EU	60III-2	Total	40 CFR Part 60,	§ 60.4204(b)	Owners and operators of	§ 60.4209(b)	[G]§ 60.4214(a)(2)	[G]§ 60.4214(a)(1)

**Applicable Requirements Summary**

Unit Group Process ID No.	Unit Group Process Type	SOP Index No.	Pollutant	State Rule or Federal Regulation Name	Emission Limitation, Standard or Equipment Specification Citation	Textual Description (See Special Term and Condition 1.B.)	Monitoring And Testing Requirements	Recordkeeping Requirements (30 TAC § 122.144)	Reporting Requirements (30 TAC § 122.145)
			Hydrocarbons/NO <sub>x</sub>	Subpart IIII	§ 60.4201(d)(1) § 60.4206 § 60.4207(b) [G]§ 60.4211(a) § 60.4211(c) § 60.4218 § 94.8(a)(2)	non-emergency stationary CI ICE with a displacement of greater than or equal to 10 liters per cylinder and less than 15 liters per cylinder and is a 2007 - 2012 model year must comply with a THC+NO <sub>x</sub> emission limit of 7.8 g/KW-hr, as stated in 40 CFR 60.4201(d)(1) and 40 CFR 94.8(a)(2).		§ 60.4214(c)	
UTPAC2	EU	63ZZZZ	112(B) HAPS	40 CFR Part 63, Subpart ZZZZ	§ 63.6590(c)	Stationary RICE subject to Regulations under 40 CFR Part 60. An affected source that meets any of the criteria in paragraphs (c)(1) through (7) of this section must meet the requirements of this part by meeting the requirements of 40 CFR part 60 subpart IIII, for compression ignition engines or 40 CFR part 60 subpart JJJJ, for spark ignition engines as applicable. No further requirements apply for such engines under this part.	None	None	None
UTZA03	EU	R7300	CO	30 TAC Chapter 117, Subchapter B	§ 117.310(c)(1) § 117.310(c)(1)(B)	CO emissions must not exceed 3.0 g/hp-hr for stationary internal combustion engines.	[G]§ 117.335(a)(1) § 117.335(a)(4) § 117.335(b) § 117.335(d) § 117.335(e) § 117.335(g) § 117.340(a)(2)(C) § 117.340(h) § 117.8000(b)	§ 117.345(a) § 117.345(f) [G]§ 117.345(f)(10) § 117.345(f)(3) § 117.345(f)(3)(A) § 117.345(f)(3)(A)(ii) § 117.345(f)(9)	§ 117.335(b) § 117.335(g) [G]§ 117.345(b) [G]§ 117.345(c) § 117.8010 [G]§ 117.8010(1) § 117.8010(2) § 117.8010(2)(A) § 117.8010(2)(B)

**Applicable Requirements Summary**

Unit Group Process ID No.	Unit Group Process Type	SOP Index No.	Pollutant	State Rule or Federal Regulation Name	Emission Limitation, Standard or Equipment Specification Citation	Textual Description (See Special Term and Condition 1.B.)	Monitoring And Testing Requirements	Recordkeeping Requirements (30 TAC § 122.144)	Reporting Requirements (30 TAC § 122.145)
							§ 117.8000(c) § 117.8000(c)(2) § 117.8000(c)(3) § 117.8000(c)(5) § 117.8000(c)(6) [G]§ 117.8000(d) § 117.8140(a) § 117.8140(a)(1) § 117.8140(a)(2) § 117.8140(a)(2)(A) [G]§ 117.8140(a)(2)(B) § 117.8140(b)		[G]§ 117.8010(3) § 117.8010(4) [G]§ 117.8010(5) § 117.8010(6) [G]§ 117.8010(7)
UTZA03	EU	R7300	NO <sub>x</sub>	30 TAC Chapter 117, Subchapter B	§ 117.310(d)(3) § 117.310(a) § 117.310(a)(9)(E)(iv)(III) § 117.310(b) [G]§ 117.310(e)(1) § 117.310(e)(2) [G]§ 117.310(e)(3) § 117.310(e)(4) [G]§ 117.310(f) § 117.340(l)(2) § 117.340(p)(1) § 117.340(p)(2)(C) § 117.340(p)(3)	An owner or operator may not use the alternative methods specified in §§ 117.315, 117.323 and 117.9800 to comply with the NO <sub>x</sub> emission specifications but shall use the mass emissions cap and trade program in Chapter 101, Subchapter H, Division 3, except that electric generating facilities must also comply with the daily and 30-day system cap emission limitations of § 117.320. An owner or operator may use the alternative methods specified in § 117.9800 to comply with § 117.320.	[G]§ 117.335(a)(1) § 117.335(a)(4) § 117.335(b) § 117.335(d) § 117.335(e) § 117.335(g) § 117.340(a)(2)(C) § 117.340(h) § 117.340(l)(2) § 117.340(o)(1) § 117.340(p)(1) § 117.340(p)(2)(A) § 117.340(p)(2)(B) § 117.340(p)(2)(C) § 117.8000(b) § 117.8000(c) § 117.8000(c)(1) § 117.8000(c)(3) § 117.8000(c)(5) § 117.8000(c)(6) [G]§ 117.8000(d) § 117.8140(a) § 117.8140(a)(1) § 117.8140(a)(2) § 117.8140(a)(2)(A) [G]§	§ 117.345(a) § 117.345(f) [G]§ 117.345(f)(10) § 117.345(f)(3) § 117.345(f)(3)(A) § 117.345(f)(3)(A)(ii) § 117.345(f)(3)(B) § 117.345(f)(9)	§ 117.335(b) § 117.335(g) § 117.340(p)(2)(D) [G]§ 117.345(b) [G]§ 117.345(c) § 117.8010 [G]§ 117.8010(1) § 117.8010(2) § 117.8010(2)(A) § 117.8010(2)(B) § 117.8010(2)(C) § 117.8010(2)(D) [G]§ 117.8010(3) § 117.8010(4) [G]§ 117.8010(5) § 117.8010(6) [G]§ 117.8010(7)

**Applicable Requirements Summary**

Unit Group Process ID No.	Unit Group Process Type	SOP Index No.	Pollutant	State Rule or Federal Regulation Name	Emission Limitation, Standard or Equipment Specification Citation	Textual Description (See Special Term and Condition 1.B.)	Monitoring And Testing Requirements	Recordkeeping Requirements (30 TAC § 122.144)	Reporting Requirements (30 TAC § 122.145)
							117.8140(a)(2)(B) § 117.8140(b)		
UTZA03	EU	60III	CO	40 CFR Part 60, Subpart III	§ 60.4204(b) § 1039.102 § 60.4201(a) § 60.4206 § 60.4207(b) [G]§ 60.4211(a) § 60.4211(c) § 60.4218	Owners and operators of non-emergency stationary CI ICE with a maximum engine power greater than or equal to 37 KW and less than 130 KW and a displacement of less than 10 liters per cylinder and is a 2007 model year and later must comply with a CO emission limit of 5.0 g/KW-hr as stated in 40 CFR 60.4201(a) and 40 CFR 1039-Appendix I and 40 CFR 1039.102 and 40 CFR 1039.101.	§ 60.4209(b)	§ 60.4214(c)	None
UTZA03	EU	60III	NMHC and NO <sub>x</sub>	40 CFR Part 60, Subpart III	§ 60.4204(b) § 1039.102 § 60.4201(a) § 60.4206 § 60.4207(b) [G]§ 60.4211(a) § 60.4211(c) § 60.4218	Owners and operators of non-emergency stationary CI ICE with a maximum engine power greater than or equal to 56 KW but less than 75 KW and a displacement of less than 10 liters per cylinder and is a 2008 - 2013 model year must comply with an NMHC+NO <sub>x</sub> emission limit of 4.7 g/KW-hr as stated in 40 CFR 60.4201(a) and 40 CFR 1039-Appendix I and 40 CFR 1039.102.	§ 60.4209(b)	§ 60.4214(c)	None
UTZA03	EU	60III	PM	40 CFR Part 60, Subpart III	§ 60.4204(b) § 1039.102 § 60.4201(a) § 60.4206 § 60.4207(b)	Owners and operators of non-emergency stationary CI ICE with a maximum engine power greater than or equal to 56 KW and less	§ 60.4209(b)	§ 60.4214(c)	None

**Applicable Requirements Summary**

Unit Group Process ID No.	Unit Group Process Type	SOP Index No.	Pollutant	State Rule or Federal Regulation Name	Emission Limitation, Standard or Equipment Specification Citation	Textual Description (See Special Term and Condition 1.B.)	Monitoring And Testing Requirements	Recordkeeping Requirements (30 TAC § 122.144)	Reporting Requirements (30 TAC § 122.145)
					[G]§ 60.4211(a) § 60.4211(c) § 60.4218	than 75 KW and a displacement of less than 10 liters per cylinder and is a 2012 model year and later must comply with a PM emission limit of 0.02 g/KW-hr as stated in 40 CFR 60.4201(a) and 40 CFR 1039.102 and 40 CFR 1039.101.			
UTZA03	EU	63ZZZZ-3A	112(B) HAPS	40 CFR Part 63, Subpart ZZZZ	§ 63.6590(c)	Stationary RICE subject to Regulations under 40 CFR Part 60. An affected source that meets any of the criteria in paragraphs (c)(1) through (7) of this section must meet the requirements of this part by meeting the requirements of 40 CFR part 60 subpart IIII, for compression ignition engines or 40 CFR part 60 subpart JJJJ, for spark ignition engines as applicable. No further requirements apply for such engines under this part.	None	None	None
VE-LC-01	EP	R5121	VOC	30 TAC Chapter 115, Vent Gas Controls	§ 115.127(a)(4)(C) [G]§ 115.122(a)(4) § 115.127(a)(4)	Any SOCM1 reactor process or distillation operation vent gas stream with a flow rate < 0.011 scm/min (0.388 scf/min) or a VOC concentration < 500 ppmv is exempt from §115.121(a)(2)(A).	[G]§ 115.125 § 115.126(2) § 115.126(3)(D)	§ 115.126 § 115.126(2) § 115.126(3) § 115.126(3)(D)	None
VE-PC-01	EP	R5121	VOC	30 TAC Chapter 115, Vent Gas Controls	§ 115.127(a)(4)(C) [G]§ 115.122(a)(4) § 115.127(a)(4)	Any SOCM1 reactor process or distillation operation vent gas stream with a flow rate	[G]§ 115.125 § 115.126(2) § 115.126(3)(D)	§ 115.126 § 115.126(2) § 115.126(3)	None



**Applicable Requirements Summary**

Unit Group Process ID No.	Unit Group Process Type	SOP Index No.	Pollutant	State Rule or Federal Regulation Name	Emission Limitation, Standard or Equipment Specification Citation	Textual Description (See Special Term and Condition 1.B.)	Monitoring And Testing Requirements	Recordkeeping Requirements (30 TAC § 122.144)	Reporting Requirements (30 TAC § 122.145)
						< 0.011 scm/min (0.388 scf/min) or a VOC concentration < 500 ppmv is exempt from §115.121(a)(2)(A).		§ 115.126(3)(D)	
VE-VC-01	EP	R5121	VOC	30 TAC Chapter 115, Vent Gas Controls	§ 115.127(a)(4)(C) [G]§ 115.122(a)(4) § 115.127(a)(4)	Any SO2 reactor process or distillation operation vent gas stream with a flow rate < 0.011 scm/min (0.388 scf/min) or a VOC concentration < 500 ppmv is exempt from §115.121(a)(2)(A).	[G]§ 115.125 § 115.126(2) § 115.126(3)(D)	§ 115.126 § 115.126(2) § 115.126(3) § 115.126(3)(D)	None
VOCSYSTEM XX	EP	R5720-2	Highly Reactive VOC	30 TAC Chapter 115, HRVOC Vent Gas	§ 115.722(c)(1) § 115.722(c)(3) § 115.725(a)(2)(A) § 115.725(a)(2)(B) § 115.725(a)(2)(C) § 115.725(a)(2)(D) § 115.725(a)(3) [G]§ 115.725(a)(4) § 115.725(a)(7) § 115.725(a)(7)(C) [G]§ 115.725(l) § 115.725(n) [G]§ 115.726(a)(2)	HRVOC emissions at each site located in Harris County that is subject to this division or Division 2 of this subchapter must not exceed 1,200 pounds of HRVOC per one-hour block period from any flare, vent, pressure relief valve, cooling tower, or any combination.	§ 115.725(a) § 115.725(a)(2)(A) § 115.725(a)(2)(B) § 115.725(a)(2)(C) § 115.725(a)(2)(D) § 115.725(a)(3) § 115.725(a)(3)(B) [G]§ 115.725(a)(4) § 115.725(a)(5) [G]§ 115.725(a)(7)(A) § 115.725(a)(7)(B) § 115.725(a)(7)(C)	§ 115.726(b)(1) § 115.726(b)(2) § 115.726(b)(3) [G]§ 115.726(h) § 115.726(i) § 115.726(j)(1) § 115.726(j)(2)	[G]§ 115.725(a)(4) § 115.725(a)(5) [G]§ 115.725(a)(7)(A) § 115.725(n) [G]§ 115.726(a)(2)
VOCSYSTEM XX	EP	R5121-2	VOC	30 TAC Chapter 115, Vent Gas Controls	§ 115.122(a)(1) § 115.121(a)(1) § 115.122(a)(1)(C)	Vent gas streams affected by §115.121(a)(1) must be controlled properly with a control efficiency of at least 90% or to a volatile organic compound (VOC) concentration of no more than 20 parts per million (ppmv) (on a dry basis corrected to 3.0% oxygen for combustion devices).	[G]§ 115.125 § 115.126(1) § 115.126(1)(C) § 115.126(2) ** See CAM Summary	§ 115.126 § 115.126(1) § 115.126(1)(C) § 115.126(2)	None

**Applicable Requirements Summary**

Unit Group Process ID No.	Unit Group Process Type	SOP Index No.	Pollutant	State Rule or Federal Regulation Name	Emission Limitation, Standard or Equipment Specification Citation	Textual Description (See Special Term and Condition 1.B.)	Monitoring And Testing Requirements	Recordkeeping Requirements (30 TAC § 122.144)	Reporting Requirements (30 TAC § 122.145)
VOCSYSTEM XX	EP	R5121-3	VOC	30 TAC Chapter 115, Vent Gas Controls	§ 115.122(a)(1) § 115.121(a)(1) § 115.122(a)(1)(C)	Vent gas streams affected by §115.121(a)(1) must be controlled properly with a control efficiency of at least 90% or to a volatile organic compound (VOC) concentration of no more than 20 parts per million (ppmv) (on a dry basis corrected to 3.0% oxygen for combustion devices).	[G]§ 115.125 § 115.126(1) § 115.126(1)(C) § 115.126(2) ** See CAM Summary	§ 115.126 § 115.126(1) § 115.126(1)(C) § 115.126(2)	None
XAF01	EP	R1111-1	Opacity	30 TAC Chapter 111, Visible Emissions	§ 111.111(a)(1)(C) § 111.111(a)(1)(E)	Visible emissions from any stationary vent shall not exceed an opacity of 15% averaged over a six minute period for any source with a total flow rate of at least 100,000 acfm unless a CEMS is installed.	[G]§ 111.111(a)(1)(F) ** See Periodic Monitoring Summary	None	None
XAF01	EP	R5720	Highly Reactive VOC	30 TAC Chapter 115, HRVOC Vent Gas	§ 115.722(c)(1) § 115.722(c)(3) § 115.725(a)(1)(A) § 115.725(a)(1)(B) § 115.725(a)(1)(C) § 115.725(a)(3) [G]§ 115.725(a)(4) § 115.725(a)(7) § 115.725(a)(7)(C) [G]§ 115.725(l) § 115.725(n) [G]§ 115.726(a)(2)	HRVOC emissions at each site located in Harris County that is subject to this division or Division 2 of this subchapter must not exceed 1,200 pounds of HRVOC per one-hour block period from any flare, vent, pressure relief valve, cooling tower, or any combination.	§ 115.725(a) § 115.725(a)(1)(A) § 115.725(a)(1)(B) § 115.725(a)(1)(C) § 115.725(a)(3) § 115.725(a)(3)(A) [G]§ 115.725(a)(4) § 115.725(a)(5) [G]§ 115.725(a)(6) [G]§ 115.725(a)(7)(A) § 115.725(a)(7)(B) § 115.725(a)(7)(C)	§ 115.726(b)(1) § 115.726(b)(2) § 115.726(b)(3) [G]§ 115.726(h) § 115.726(i) § 115.726(j)(1) § 115.726(j)(2)	[G]§ 115.725(a)(4) § 115.725(a)(5) [G]§ 115.725(a)(7)(A) § 115.725(a)(7)(B) § 115.725(n) [G]§ 115.726(a)(2)
XAF01	EP	R5121	VOC	30 TAC Chapter 115, Vent Gas Controls	§ 115.127(a)(2)(A) [G]§ 115.122(a)(4) § 115.127(a)(2)	A vent gas stream having a combined weight of volatile organic compounds (VOC) equal to or less than 100 pounds in any continuous 24-hour period is exempt	[G]§ 115.125 § 115.126(2)	§ 115.126 § 115.126(2) § 115.126(4)	None

**Applicable Requirements Summary**

Unit Group Process ID No.	Unit Group Process Type	SOP Index No.	Pollutant	State Rule or Federal Regulation Name	Emission Limitation, Standard or Equipment Specification Citation	Textual Description (See Special Term and Condition 1.B.)	Monitoring And Testing Requirements	Recordkeeping Requirements (30 TAC § 122.144)	Reporting Requirements (30 TAC § 122.145)
						from §115.121(a)(1) of this title.			
XAF01	EP	R5121	VOC	30 TAC Chapter 115, Vent Gas Controls	§ 115.127(a)(2)(B) [G]§ 115.122(a)(4) § 115.127(a)(2)	A vent gas stream specified in §115.121(a)(1) of this title with a concentration of VOC less than 612 parts per million by volume (ppmv) is exempt from §115.121(a)(1) of this title.	[G]§ 115.125 § 115.126(2)	§ 115.126 § 115.126(2) § 115.126(4)	None
XAF01	EU	R7300-1	CO	30 TAC Chapter 117, Subchapter B	§ 117.310(c)(1) § 117.310(c)(1)(A) § 117.310(c)(3) § 117.340(f)(1)	CO emissions must not exceed 400 ppmv at 3.0% O <sub>2</sub> , dry basis.	[G]§ 117.335(a)(1) § 117.335(a)(4) § 117.335(b) § 117.335(c) § 117.335(d) § 117.335(f) § 117.335(f)(3) § 117.335(g) § 117.340(a) § 117.340(b)(1) § 117.340(b)(3) § 117.340(e) [G]§ 117.340(f)(2) § 117.8100(a) § 117.8100(a)(1) § 117.8100(a)(1)(A) § 117.8100(a)(1)(B) § 117.8100(a)(1)(B)(ii) ) § 117.8100(a)(1)(B)(iii) ) § 117.8100(a)(1)(C) § 117.8100(a)(2) [G]§ 117.8100(a)(3) § 117.8100(a)(4) § 117.8100(a)(5) § 117.8100(a)(5)(A)	§ 117.345(a) § 117.345(f) § 117.345(f)(1) [G]§ 117.345(f)(2) § 117.345(f)(7) § 117.345(f)(8) § 117.345(f)(9) § 117.8100(a)(5)(C)	§ 117.335(b) § 117.335(g) [G]§ 117.345(b) [G]§ 117.345(c) § 117.345(d) § 117.345(d)(2) § 117.345(d)(3) § 117.345(d)(4) § 117.345(d)(5) § 117.8010 [G]§ 117.8010(1) § 117.8010(2) § 117.8010(2)(A) § 117.8010(2)(B) [G]§ 117.8010(3) § 117.8010(4) [G]§ 117.8010(5) § 117.8010(6) [G]§ 117.8010(7) [G]§ 117.8010(8) § 117.8100(c)

**Applicable Requirements Summary**

Unit Group Process ID No.	Unit Group Process Type	SOP Index No.	Pollutant	State Rule or Federal Regulation Name	Emission Limitation, Standard or Equipment Specification Citation	Textual Description (See Special Term and Condition 1.B.)	Monitoring And Testing Requirements	Recordkeeping Requirements (30 TAC § 122.144)	Reporting Requirements (30 TAC § 122.145)
							§ 117.8100(a)(5)(B) [G]§ 117.8100(a)(5)(D) [G]§ 117.8100(a)(5)(E) § 117.8100(a)(6) § 117.8120 § 117.8120(1) § 117.8120(1)(A)		
XAF01	EU	63YY	112(B) HAPS	40 CFR Part 63, Subpart YY	§ 63.1103(e)-Table 7(j) § 63.1103(e)(3) [G]§ 63.1103(e)(7) [G]§ 63.1103(e)(8)	For a decoking operation associated with an ethylene cracking furnace, comply with requirements specified in § 63.1103(e)(7)-(8).	§ 63.1103(e)(7)(i) § 63.1103(e)(7)(ii) § 63.1103(e)(7)(iii) § 63.1103(e)(7)(iv) [G]§ 63.1103(e)(8) § 63.1103-Table 7(j) [G]§ 63.7(a)(4) [G]§ 63.7(c) § 63.7(e)(4) [G]§ 63.7(g)(2)	[G]§ 63.10(b)(2)(vi) § 63.1103-Table 7(j) § 63.1109(a) § 63.1109(b) § 63.1109(c) § 63.1109(d) [G]§ 63.1109(h)	§ 63.1103-Table 7(j) [G]§ 63.1110(a) [G]§ 63.1110(b) [G]§ 63.1110(c) [G]§ 63.1110(d) § 63.1110(e) § 63.1110(e)(1) § 63.1110(e)(2) § 63.1110(e)(3) [G]§ 63.1110(e)(7) [G]§ 63.1110(f) [G]§ 63.1110(g) [G]§ 63.1110(h)
XAF01-DEC	EP	R5121	VOC	30 TAC Chapter 115, Vent Gas Controls	§ 115.127(a)(2)(A) [G]§ 115.122(a)(4) § 115.127(a)(2)	A vent gas stream having a combined weight of volatile organic compounds (VOC) equal to or less than 100 pounds in any continuous 24-hour period is exempt from §115.121(a)(1) of this title.	[G]§ 115.125 § 115.126(2)	§ 115.126 § 115.126(2) § 115.126(4)	None
XAF01-DEC	EU	63YY	112(B) HAPS	40 CFR Part 63, Subpart YY	§ 63.1103(e)-Table 7(j) § 63.1103(e)(3) [G]§ 63.1103(e)(7) [G]§ 63.1103(e)(8)	For a decoking operation associated with an ethylene cracking furnace, comply with requirements specified in § 63.1103(e)(7)-(8).	§ 63.1103(e)(7)(i) § 63.1103(e)(7)(ii) § 63.1103(e)(7)(iii) § 63.1103(e)(7)(iv) [G]§ 63.1103(e)(8) § 63.1103-Table 7(j) [G]§ 63.7(a)(4) [G]§ 63.7(c)	[G]§ 63.10(b)(2)(vi) § 63.1103-Table 7(j) § 63.1109(a) § 63.1109(b) § 63.1109(c) § 63.1109(d) [G]§ 63.1109(h)	§ 63.1103-Table 7(j) [G]§ 63.1110(a) [G]§ 63.1110(b) [G]§ 63.1110(c) [G]§ 63.1110(d) § 63.1110(e) § 63.1110(e)(1) § 63.1110(e)(2)

**Applicable Requirements Summary**

Unit Group Process ID No.	Unit Group Process Type	SOP Index No.	Pollutant	State Rule or Federal Regulation Name	Emission Limitation, Standard or Equipment Specification Citation	Textual Description (See Special Term and Condition 1.B.)	Monitoring And Testing Requirements	Recordkeeping Requirements (30 TAC § 122.144)	Reporting Requirements (30 TAC § 122.145)
							§ 63.7(e)(4) [G]§ 63.7(g)(2)		§ 63.1110(e)(3) [G]§ 63.1110(e)(7) [G]§ 63.1110(f) [G]§ 63.1110(g) [G]§ 63.1110(h)
XBF01	EP	R1111-1	Opacity	30 TAC Chapter 111, Visible Emissions	§ 111.111(a)(1)(C) § 111.111(a)(1)(E)	Visible emissions from any stationary vent shall not exceed an opacity of 15% averaged over a six minute period for any source with a total flow rate of at least 100,000 acfm unless a CEMS is installed.	[G]§ 111.111(a)(1)(F) ** See Periodic Monitoring Summary	None	None
XBF01	EP	R5720	Highly Reactive VOC	30 TAC Chapter 115, HRVOC Vent Gas	§ 115.722(c)(1) § 115.722(c)(3) § 115.725(a)(1)(A) § 115.725(a)(1)(B) § 115.725(a)(1)(C) § 115.725(a)(3) [G]§ 115.725(a)(4) § 115.725(a)(7) § 115.725(a)(7)(C) [G]§ 115.725(l) § 115.725(n) [G]§ 115.726(a)(2)	HRVOC emissions at each site located in Harris County that is subject to this division or Division 2 of this subchapter must not exceed 1,200 pounds of HRVOC per one-hour block period from any flare, vent, pressure relief valve, cooling tower, or any combination.	§ 115.725(a) § 115.725(a)(1)(A) § 115.725(a)(1)(B) § 115.725(a)(1)(C) § 115.725(a)(3) § 115.725(a)(3)(A) [G]§ 115.725(a)(4) § 115.725(a)(5) [G]§ 115.725(a)(6) [G]§ 115.725(a)(7)(A) § 115.725(a)(7)(B) § 115.725(a)(7)(C)	§ 115.726(b)(1) § 115.726(b)(2) § 115.726(b)(3) [G]§ 115.726(h) § 115.726(i) § 115.726(j)(1) § 115.726(j)(2)	[G]§ 115.725(a)(4) § 115.725(a)(5) [G]§ 115.725(a)(7)(A) § 115.725(a)(7)(B) § 115.725(n) [G]§ 115.726(a)(2)
XBF01	EP	R5121	VOC	30 TAC Chapter 115, Vent Gas Controls	§ 115.127(a)(2)(A) [G]§ 115.122(a)(4) § 115.127(a)(2)	A vent gas stream having a combined weight of volatile organic compounds (VOC) equal to or less than 100 pounds in any continuous 24-hour period is exempt from §115.121(a)(1) of this title.	[G]§ 115.125 § 115.126(2)	§ 115.126 § 115.126(2) § 115.126(4)	None
XBF01	EP	R5121	VOC	30 TAC Chapter 115, Vent Gas Controls	§ 115.127(a)(2)(B) [G]§ 115.122(a)(4) § 115.127(a)(2)	A vent gas stream specified in §115.121(a)(1) of this title with a concentration of VOC	[G]§ 115.125 § 115.126(2)	§ 115.126 § 115.126(2) § 115.126(4)	None

**Applicable Requirements Summary**

Unit Group Process ID No.	Unit Group Process Type	SOP Index No.	Pollutant	State Rule or Federal Regulation Name	Emission Limitation, Standard or Equipment Specification Citation	Textual Description (See Special Term and Condition 1.B.)	Monitoring And Testing Requirements	Recordkeeping Requirements (30 TAC § 122.144)	Reporting Requirements (30 TAC § 122.145)
						less than 612 parts per million by volume (ppmv) is exempt from §115.121(a)(1) of this title.			
XBF01	EU	R7300-1	CO	30 TAC Chapter 117, Subchapter B	§ 117.310(c)(1) § 117.310(c)(1)(A) § 117.310(c)(3) § 117.340(f)(1)	CO emissions must not exceed 400 ppmv at 3.0% O <sub>2</sub> , dry basis.	[G]§ 117.335(a)(1) § 117.335(a)(4) § 117.335(b) § 117.335(c) § 117.335(d) § 117.335(f) § 117.335(f)(3) § 117.335(g) § 117.340(a) § 117.340(b)(1) § 117.340(b)(3) § 117.340(e) [G]§ 117.340(f)(2) § 117.8100(a) § 117.8100(a)(1) § 117.8100(a)(1)(A) § 117.8100(a)(1)(B) § 117.8100(a)(1)(B)(ii) ) § 117.8100(a)(1)(B)(iii) ) § 117.8100(a)(1)(C) § 117.8100(a)(2) [G]§ 117.8100(a)(3) § 117.8100(a)(4) § 117.8100(a)(5) § 117.8100(a)(5)(A) § 117.8100(a)(5)(B) [G]§ 117.8100(a)(5)(D) [G]§ 117.8100(a)(5)(E) § 117.8100(a)(6)	§ 117.345(a) § 117.345(f) § 117.345(f)(1) [G]§ 117.345(f)(2) § 117.345(f)(7) § 117.345(f)(8) § 117.345(f)(9) § 117.8100(a)(5)(C)	§ 117.335(b) § 117.335(g) [G]§ 117.345(b) [G]§ 117.345(c) § 117.345(d) § 117.345(d)(2) § 117.345(d)(3) § 117.345(d)(4) § 117.345(d)(5) § 117.8010 [G]§ 117.8010(1) § 117.8010(2) § 117.8010(2)(A) § 117.8010(2)(B) [G]§ 117.8010(3) § 117.8010(4) [G]§ 117.8010(5) § 117.8010(6) [G]§ 117.8010(7) [G]§ 117.8010(8) § 117.8100(c)

**Applicable Requirements Summary**

Unit Group Process ID No.	Unit Group Process Type	SOP Index No.	Pollutant	State Rule or Federal Regulation Name	Emission Limitation, Standard or Equipment Specification Citation	Textual Description (See Special Term and Condition 1.B.)	Monitoring And Testing Requirements	Recordkeeping Requirements (30 TAC § 122.144)	Reporting Requirements (30 TAC § 122.145)
							§ 117.8120 § 117.8120(1) § 117.8120(1)(A)		
XBF01	EU	63YY	112(B) HAPS	40 CFR Part 63, Subpart YY	§ 63.1103(e)-Table 7(j) § 63.1103(e)(3) [G]§ 63.1103(e)(7) [G]§ 63.1103(e)(8)	For a decoking operation associated with an ethylene cracking furnace, comply with requirements specified in § 63.1103(e)(7)-(8).	§ 63.1103(e)(7)(i) § 63.1103(e)(7)(ii) § 63.1103(e)(7)(iii) § 63.1103(e)(7)(iv) [G]§ 63.1103(e)(8) § 63.1103-Table 7(j) [G]§ 63.7(a)(4) [G]§ 63.7(c) § 63.7(e)(4) [G]§ 63.7(g)(2)	[G]§ 63.10(b)(2)(vi) § 63.1103-Table 7(j) § 63.1109(a) § 63.1109(b) § 63.1109(c) § 63.1109(d) [G]§ 63.1109(h)	§ 63.1103-Table 7(j) [G]§ 63.1110(a) [G]§ 63.1110(b) [G]§ 63.1110(c) [G]§ 63.1110(d) § 63.1110(e) § 63.1110(e)(1) § 63.1110(e)(2) § 63.1110(e)(3) [G]§ 63.1110(e)(7) [G]§ 63.1110(f) [G]§ 63.1110(g) [G]§ 63.1110(h)
XBF01-DEC	EP	R5121	VOC	30 TAC Chapter 115, Vent Gas Controls	§ 115.127(a)(2)(A) [G]§ 115.122(a)(4) § 115.127(a)(2)	A vent gas stream having a combined weight of volatile organic compounds (VOC) equal to or less than 100 pounds in any continuous 24-hour period is exempt from §115.121(a)(1) of this title.	[G]§ 115.125 § 115.126(2)	§ 115.126 § 115.126(2) § 115.126(4)	None
XBF01-DEC	EU	63YY	112(B) HAPS	40 CFR Part 63, Subpart YY	§ 63.1103(e)-Table 7(j) § 63.1103(e)(3) [G]§ 63.1103(e)(7) [G]§ 63.1103(e)(8)	For a decoking operation associated with an ethylene cracking furnace, comply with requirements specified in § 63.1103(e)(7)-(8).	§ 63.1103(e)(7)(i) § 63.1103(e)(7)(ii) § 63.1103(e)(7)(iii) § 63.1103(e)(7)(iv) [G]§ 63.1103(e)(8) § 63.1103-Table 7(j) [G]§ 63.7(a)(4) [G]§ 63.7(c) § 63.7(e)(4) [G]§ 63.7(g)(2)	[G]§ 63.10(b)(2)(vi) § 63.1103-Table 7(j) § 63.1109(a) § 63.1109(b) § 63.1109(c) § 63.1109(d) [G]§ 63.1109(h)	§ 63.1103-Table 7(j) [G]§ 63.1110(a) [G]§ 63.1110(b) [G]§ 63.1110(c) [G]§ 63.1110(d) § 63.1110(e) § 63.1110(e)(1) § 63.1110(e)(2) § 63.1110(e)(3) [G]§ 63.1110(e)(7) [G]§ 63.1110(f) [G]§ 63.1110(g) [G]§ 63.1110(h)

**Applicable Requirements Summary**

Unit Group Process ID No.	Unit Group Process Type	SOP Index No.	Pollutant	State Rule or Federal Regulation Name	Emission Limitation, Standard or Equipment Specification Citation	Textual Description (See Special Term and Condition 1.B.)	Monitoring And Testing Requirements	Recordkeeping Requirements (30 TAC § 122.144)	Reporting Requirements (30 TAC § 122.145)
XCF01	EP	R1111-1	Opacity	30 TAC Chapter 111, Visible Emissions	§ 111.111(a)(1)(C) § 111.111(a)(1)(E)	Visible emissions from any stationary vent shall not exceed an opacity of 15% averaged over a six minute period for any source with a total flow rate of at least 100,000 acfm unless a CEMS is installed.	[G]§ 111.111(a)(1)(F) ** See Periodic Monitoring Summary	None	None
XCF01	EP	R5720	Highly Reactive VOC	30 TAC Chapter 115, HRVOC Vent Gas	§ 115.722(c)(1) § 115.722(c)(3) § 115.725(a)(1)(A) § 115.725(a)(1)(B) § 115.725(a)(1)(C) § 115.725(a)(3) [G]§ 115.725(a)(4) § 115.725(a)(7) § 115.725(a)(7)(C) [G]§ 115.725(l) § 115.725(n) [G]§ 115.726(a)(2)	HRVOC emissions at each site located in Harris County that is subject to this division or Division 2 of this subchapter must not exceed 1,200 pounds of HRVOC per one-hour block period from any flare, vent, pressure relief valve, cooling tower, or any combination.	§ 115.725(a) § 115.725(a)(1)(A) § 115.725(a)(1)(B) § 115.725(a)(1)(C) § 115.725(a)(3) § 115.725(a)(3)(A) [G]§ 115.725(a)(4) § 115.725(a)(5) [G]§ 115.725(a)(6) [G]§ 115.725(a)(7)(A) § 115.725(a)(7)(B) § 115.725(a)(7)(C)	§ 115.726(b)(1) § 115.726(b)(2) § 115.726(b)(3) [G]§ 115.726(h) § 115.726(i) § 115.726(j)(1) § 115.726(j)(2)	[G]§ 115.725(a)(4) § 115.725(a)(5) [G]§ 115.725(a)(7)(A) § 115.725(a)(7)(B) § 115.725(n) [G]§ 115.726(a)(2)
XCF01	EP	R5121	VOC	30 TAC Chapter 115, Vent Gas Controls	§ 115.127(a)(2)(A) [G]§ 115.122(a)(4) § 115.127(a)(2)	A vent gas stream having a combined weight of volatile organic compounds (VOC) equal to or less than 100 pounds in any continuous 24-hour period is exempt from §115.121(a)(1) of this title.	[G]§ 115.125 § 115.126(2)	§ 115.126 § 115.126(2) § 115.126(4)	None
XCF01	EP	R5121	VOC	30 TAC Chapter 115, Vent Gas Controls	§ 115.127(a)(2)(B) [G]§ 115.122(a)(4) § 115.127(a)(2)	A vent gas stream specified in §115.121(a)(1) of this title with a concentration of VOC less than 612 parts per million by volume (ppmv) is exempt from §115.121(a)(1) of this title.	[G]§ 115.125 § 115.126(2)	§ 115.126 § 115.126(2) § 115.126(4)	None
XCF01	EU	R7300-1	CO	30 TAC Chapter	§ 117.310(c)(1)	CO emissions must not	[G]§ 117.335(a)(1)	§ 117.345(a)	§ 117.335(b)



**Applicable Requirements Summary**

Unit Group Process ID No.	Unit Group Process Type	SOP Index No.	Pollutant	State Rule or Federal Regulation Name	Emission Limitation, Standard or Equipment Specification Citation	Textual Description (See Special Term and Condition 1.B.)	Monitoring And Testing Requirements	Recordkeeping Requirements (30 TAC § 122.144)	Reporting Requirements (30 TAC § 122.145)
				117, Subchapter B	§ 117.310(c)(1)(A) § 117.310(c)(3) § 117.340(f)(1)	exceed 400 ppmv at 3.0% O <sub>2</sub> , dry basis.	§ 117.335(a)(4) § 117.335(b) § 117.335(c) § 117.335(d) § 117.335(f) § 117.335(f)(3) § 117.335(g) § 117.340(a) § 117.340(b)(1) § 117.340(b)(3) § 117.340(e) [G]§ 117.340(f)(2) § 117.8100(a) § 117.8100(a)(1) § 117.8100(a)(1)(A) § 117.8100(a)(1)(B) § 117.8100(a)(1)(B)(ii) ) § 117.8100(a)(1)(B)(iii) ) § 117.8100(a)(1)(C) § 117.8100(a)(2) [G]§ 117.8100(a)(3) § 117.8100(a)(4) § 117.8100(a)(5) § 117.8100(a)(5)(A) § 117.8100(a)(5)(B) [G]§ 117.8100(a)(5)(D) [G]§ 117.8100(a)(5)(E) § 117.8100(a)(6) § 117.8120 § 117.8120(1) § 117.8120(1)(A)	§ 117.345(f) § 117.345(f)(1) [G]§ 117.345(f)(2) § 117.345(f)(7) § 117.345(f)(8) § 117.345(f)(9) § 117.8100(a)(5)(C)	§ 117.335(g) [G]§ 117.345(b) [G]§ 117.345(c) § 117.345(d) § 117.345(d)(2) § 117.345(d)(3) § 117.345(d)(4) § 117.345(d)(5) § 117.8010 [G]§ 117.8010(1) § 117.8010(2) § 117.8010(2)(A) § 117.8010(2)(B) [G]§ 117.8010(3) § 117.8010(4) [G]§ 117.8010(5) § 117.8010(6) [G]§ 117.8010(7) [G]§ 117.8010(8) § 117.8100(c)
XCF01	EU	63YY	112(B) HAPS	40 CFR Part 63, Subpart YY	§ 63.1103(e)-Table 7(j)	For a decoking operation associated with an ethylene	§ 63.1103(e)(7)(i) § 63.1103(e)(7)(ii)	[G]§ 63.10(b)(2)(vi) § 63.1103-Table 7(j)	§ 63.1103-Table 7(j) [G]§ 63.1110(a)

**Applicable Requirements Summary**

Unit Group Process ID No.	Unit Group Process Type	SOP Index No.	Pollutant	State Rule or Federal Regulation Name	Emission Limitation, Standard or Equipment Specification Citation	Textual Description (See Special Term and Condition 1.B.)	Monitoring And Testing Requirements	Recordkeeping Requirements (30 TAC § 122.144)	Reporting Requirements (30 TAC § 122.145)
					§ 63.1103(e)(3) [G]§ 63.1103(e)(7) [G]§ 63.1103(e)(8)	cracking furnace, comply with requirements specified in § 63.1103(e)(7)-(8).	§ 63.1103(e)(7)(iii) § 63.1103(e)(7)(iv) [G]§ 63.1103(e)(8) § 63.1103-Table 7(j) [G]§ 63.7(a)(4) [G]§ 63.7(c) § 63.7(e)(4) [G]§ 63.7(g)(2)	§ 63.1109(a) § 63.1109(b) § 63.1109(c) § 63.1109(d) [G]§ 63.1109(h)	[G]§ 63.1110(b) [G]§ 63.1110(c) [G]§ 63.1110(d) § 63.1110(e) § 63.1110(e)(1) § 63.1110(e)(2) § 63.1110(e)(3) [G]§ 63.1110(e)(7) [G]§ 63.1110(f) [G]§ 63.1110(g) [G]§ 63.1110(h)
XCF01-DEC	EP	R5121	VOC	30 TAC Chapter 115, Vent Gas Controls	§ 115.127(a)(2)(A) [G]§ 115.122(a)(4) § 115.127(a)(2)	A vent gas stream having a combined weight of volatile organic compounds (VOC) equal to or less than 100 pounds in any continuous 24-hour period is exempt from §115.121(a)(1) of this title.	[G]§ 115.125 § 115.126(2)	§ 115.126 § 115.126(2) § 115.126(4)	None
XCF01-DEC	EU	63YY	112(B) HAPS	40 CFR Part 63, Subpart YY	§ 63.1103(e)-Table 7(j) § 63.1103(e)(3) [G]§ 63.1103(e)(7) [G]§ 63.1103(e)(8)	For a decoking operation associated with an ethylene cracking furnace, comply with requirements specified in § 63.1103(e)(7)-(8).	§ 63.1103(e)(7)(i) § 63.1103(e)(7)(ii) § 63.1103(e)(7)(iii) § 63.1103(e)(7)(iv) [G]§ 63.1103(e)(8) § 63.1103-Table 7(j) [G]§ 63.7(a)(4) [G]§ 63.7(c) § 63.7(e)(4) [G]§ 63.7(g)(2)	[G]§ 63.10(b)(2)(vi) § 63.1103-Table 7(j) § 63.1109(a) § 63.1109(b) § 63.1109(c) § 63.1109(d) [G]§ 63.1109(h)	§ 63.1103-Table 7(j) [G]§ 63.1110(a) [G]§ 63.1110(b) [G]§ 63.1110(c) [G]§ 63.1110(d) § 63.1110(e) § 63.1110(e)(1) § 63.1110(e)(2) § 63.1110(e)(3) [G]§ 63.1110(e)(7) [G]§ 63.1110(f) [G]§ 63.1110(g) [G]§ 63.1110(h)
XDF01	EP	R1111-1	Opacity	30 TAC Chapter 111, Visible Emissions	§ 111.111(a)(1)(C) § 111.111(a)(1)(E)	Visible emissions from any stationary vent shall not exceed an opacity of 15% averaged over a six minute period for any source with a total flow rate of at least	[G]§ 111.111(a)(1)(F) ** See Periodic Monitoring Summary	None	None

**Applicable Requirements Summary**

Unit Group Process ID No.	Unit Group Process Type	SOP Index No.	Pollutant	State Rule or Federal Regulation Name	Emission Limitation, Standard or Equipment Specification Citation	Textual Description (See Special Term and Condition 1.B.)	Monitoring And Testing Requirements	Recordkeeping Requirements (30 TAC § 122.144)	Reporting Requirements (30 TAC § 122.145)
						100,000 acfm unless a CEMS is installed.			
XDF01	EP	R5720	Highly Reactive VOC	30 TAC Chapter 115, HRVOC Vent Gas	§ 115.722(c)(1) § 115.722(c)(3) § 115.725(a)(1)(A) § 115.725(a)(1)(B) § 115.725(a)(1)(C) § 115.725(a)(3) [G]§ 115.725(a)(4) § 115.725(a)(7) § 115.725(a)(7)(C) [G]§ 115.725(l) § 115.725(n) [G]§ 115.726(a)(2)	HRVOC emissions at each site located in Harris County that is subject to this division or Division 2 of this subchapter must not exceed 1,200 pounds of HRVOC per one-hour block period from any flare, vent, pressure relief valve, cooling tower, or any combination.	§ 115.725(a) § 115.725(a)(1)(A) § 115.725(a)(1)(B) § 115.725(a)(1)(C) § 115.725(a)(3) § 115.725(a)(3)(A) [G]§ 115.725(a)(4) § 115.725(a)(5) [G]§ 115.725(a)(6) [G]§ 115.725(a)(7)(A) § 115.725(a)(7)(B) § 115.725(a)(7)(C)	§ 115.726(b)(1) § 115.726(b)(2) § 115.726(b)(3) [G]§ 115.726(h) § 115.726(i) § 115.726(j)(1) § 115.726(j)(2)	[G]§ 115.725(a)(4) § 115.725(a)(5) [G]§ 115.725(a)(7)(A) § 115.725(a)(7)(B) § 115.725(n) [G]§ 115.726(a)(2)
XDF01	EP	R5121	VOC	30 TAC Chapter 115, Vent Gas Controls	§ 115.127(a)(2)(A) [G]§ 115.122(a)(4) § 115.127(a)(2)	A vent gas stream having a combined weight of volatile organic compounds (VOC) equal to or less than 100 pounds in any continuous 24-hour period is exempt from §115.121(a)(1) of this title.	[G]§ 115.125 § 115.126(2)	§ 115.126 § 115.126(2) § 115.126(4)	None
XDF01	EP	R5121	VOC	30 TAC Chapter 115, Vent Gas Controls	§ 115.127(a)(2)(B) [G]§ 115.122(a)(4) § 115.127(a)(2)	A vent gas stream specified in §115.121(a)(1) of this title with a concentration of VOC less than 612 parts per million by volume (ppmv) is exempt from §115.121(a)(1) of this title.	[G]§ 115.125 § 115.126(2)	§ 115.126 § 115.126(2) § 115.126(4)	None
XDF01	EU	R7300-1	CO	30 TAC Chapter 117, Subchapter B	§ 117.310(c)(1) § 117.310(c)(1)(A) § 117.310(c)(3) § 117.340(f)(1)	CO emissions must not exceed 400 ppmv at 3.0% O <sub>2</sub> , dry basis.	[G]§ 117.335(a)(1) § 117.335(a)(4) § 117.335(b) § 117.335(c) § 117.335(d) § 117.335(f) § 117.335(f)(3)	§ 117.345(a) § 117.345(f) § 117.345(f)(1) [G]§ 117.345(f)(2) § 117.345(f)(7) § 117.345(f)(8) § 117.345(f)(9)	§ 117.335(b) § 117.335(g) [G]§ 117.345(b) [G]§ 117.345(c) § 117.345(d) § 117.345(d)(2) § 117.345(d)(3)

**Applicable Requirements Summary**

Unit Group Process ID No.	Unit Group Process Type	SOP Index No.	Pollutant	State Rule or Federal Regulation Name	Emission Limitation, Standard or Equipment Specification Citation	Textual Description (See Special Term and Condition 1.B.)	Monitoring And Testing Requirements	Recordkeeping Requirements (30 TAC § 122.144)	Reporting Requirements (30 TAC § 122.145)
							§ 117.335(g) § 117.340(a) § 117.340(b)(1) § 117.340(b)(3) § 117.340(e) [G]§ 117.340(f)(2) § 117.8100(a) § 117.8100(a)(1) § 117.8100(a)(1)(A) § 117.8100(a)(1)(B) § 117.8100(a)(1)(B)(ii) ) § 117.8100(a)(1)(B)(iii) ) § 117.8100(a)(1)(C) § 117.8100(a)(2) [G]§ 117.8100(a)(3) § 117.8100(a)(4) § 117.8100(a)(5) § 117.8100(a)(5)(A) § 117.8100(a)(5)(B) [G]§ 117.8100(a)(5)(D) [G]§ 117.8100(a)(5)(E) § 117.8100(a)(6) § 117.8120 § 117.8120(1) § 117.8120(1)(A)	§ 117.8100(a)(5)(C)	§ 117.345(d)(4) § 117.345(d)(5) § 117.8010 [G]§ 117.8010(1) § 117.8010(2) § 117.8010(2)(A) § 117.8010(2)(B) [G]§ 117.8010(3) § 117.8010(4) [G]§ 117.8010(5) § 117.8010(6) [G]§ 117.8010(7) [G]§ 117.8010(8) § 117.8100(c)
XDF01	EU	63YY	112(B) HAPS	40 CFR Part 63, Subpart YY	§ 63.1103(e)-Table 7(j) § 63.1103(e)(3) [G]§ 63.1103(e)(7) [G]§ 63.1103(e)(8)	For a decoking operation associated with an ethylene cracking furnace, comply with requirements specified in § 63.1103(e)(7)-(8).	§ 63.1103(e)(7)(i) § 63.1103(e)(7)(ii) § 63.1103(e)(7)(iii) § 63.1103(e)(7)(iv) [G]§ 63.1103(e)(8) § 63.1103-Table 7(j) [G]§ 63.7(a)(4) [G]§ 63.7(c)	[G]§ 63.10(b)(2)(vi) § 63.1103-Table 7(j) § 63.1109(a) § 63.1109(b) § 63.1109(c) § 63.1109(d) [G]§ 63.1109(h)	§ 63.1103-Table 7(j) [G]§ 63.1110(a) [G]§ 63.1110(b) [G]§ 63.1110(c) [G]§ 63.1110(d) § 63.1110(e) § 63.1110(e)(1) § 63.1110(e)(2)

**Applicable Requirements Summary**

Unit Group Process ID No.	Unit Group Process Type	SOP Index No.	Pollutant	State Rule or Federal Regulation Name	Emission Limitation, Standard or Equipment Specification Citation	Textual Description (See Special Term and Condition 1.B.)	Monitoring And Testing Requirements	Recordkeeping Requirements (30 TAC § 122.144)	Reporting Requirements (30 TAC § 122.145)
							§ 63.7(e)(4) [G]§ 63.7(g)(2)		§ 63.1110(e)(3) [G]§ 63.1110(e)(7) [G]§ 63.1110(f) [G]§ 63.1110(g) [G]§ 63.1110(h)
XDF01-DEC	EP	R5121	VOC	30 TAC Chapter 115, Vent Gas Controls	§ 115.127(a)(2)(A) [G]§ 115.122(a)(4) § 115.127(a)(2)	A vent gas stream having a combined weight of volatile organic compounds (VOC) equal to or less than 100 pounds in any continuous 24-hour period is exempt from §115.121(a)(1) of this title.	[G]§ 115.125 § 115.126(2)	§ 115.126 § 115.126(2) § 115.126(4)	None
XDF01-DEC	EU	63YY	112(B) HAPS	40 CFR Part 63, Subpart YY	§ 63.1103(e)-Table 7(j) § 63.1103(e)(3) [G]§ 63.1103(e)(7) [G]§ 63.1103(e)(8)	For a decoking operation associated with an ethylene cracking furnace, comply with requirements specified in § 63.1103(e)(7)-(8).	§ 63.1103(e)(7)(i) § 63.1103(e)(7)(ii) § 63.1103(e)(7)(iii) § 63.1103(e)(7)(iv) [G]§ 63.1103(e)(8) § 63.1103-Table 7(j) [G]§ 63.7(a)(4) [G]§ 63.7(c) § 63.7(e)(4) [G]§ 63.7(g)(2)	[G]§ 63.10(b)(2)(vi) § 63.1103-Table 7(j) § 63.1109(a) § 63.1109(b) § 63.1109(c) § 63.1109(d) [G]§ 63.1109(h)	§ 63.1103-Table 7(j) [G]§ 63.1110(a) [G]§ 63.1110(b) [G]§ 63.1110(c) [G]§ 63.1110(d) § 63.1110(e) § 63.1110(e)(1) § 63.1110(e)(2) § 63.1110(e)(3) [G]§ 63.1110(e)(7) [G]§ 63.1110(f) [G]§ 63.1110(g) [G]§ 63.1110(h)
XEF01	EP	R1111-1	Opacity	30 TAC Chapter 111, Visible Emissions	§ 111.111(a)(1)(C) § 111.111(a)(1)(E)	Visible emissions from any stationary vent shall not exceed an opacity of 15% averaged over a six minute period for any source with a total flow rate of at least 100,000 acfm unless a CEMS is installed.	[G]§ 111.111(a)(1)(F) ** See Periodic Monitoring Summary	None	None
XEF01	EP	R5720	Highly Reactive VOC	30 TAC Chapter 115, HRVOC Vent Gas	§ 115.722(c)(1) § 115.722(c)(3) § 115.725(a)(1)(A)	HRVOC emissions at each site located in Harris County that is subject to this	§ 115.725(a) § 115.725(a)(1)(A) § 115.725(a)(1)(B)	§ 115.726(b)(1) § 115.726(b)(2) § 115.726(b)(3)	[G]§ 115.725(a)(4) § 115.725(a)(5) [G]§ 115.725(a)(7)(A)

**Applicable Requirements Summary**

Unit Group Process ID No.	Unit Group Process Type	SOP Index No.	Pollutant	State Rule or Federal Regulation Name	Emission Limitation, Standard or Equipment Specification Citation	Textual Description (See Special Term and Condition 1.B.)	Monitoring And Testing Requirements	Recordkeeping Requirements (30 TAC § 122.144)	Reporting Requirements (30 TAC § 122.145)
					§ 115.725(a)(1)(B) § 115.725(a)(1)(C) § 115.725(a)(3) [G]§ 115.725(a)(4) § 115.725(a)(7) § 115.725(a)(7)(C) [G]§ 115.725(l) § 115.725(n) [G]§ 115.726(a)(2)	division or Division 2 of this subchapter must not exceed 1,200 pounds of HRVOC per one-hour block period from any flare, vent, pressure relief valve, cooling tower, or any combination.	§ 115.725(a)(1)(C) § 115.725(a)(3) § 115.725(a)(3)(A) [G]§ 115.725(a)(4) § 115.725(a)(5) [G]§ 115.725(a)(6) [G]§ 115.725(a)(7)(A) § 115.725(a)(7)(B) § 115.725(a)(7)(C)	[G]§ 115.726(h) § 115.726(i) § 115.726(j)(1) § 115.726(j)(2)	§ 115.725(a)(7)(B) § 115.725(n) [G]§ 115.726(a)(2)
XEFO1	EP	R5121	VOC	30 TAC Chapter 115, Vent Gas Controls	§ 115.127(a)(2)(A) [G]§ 115.122(a)(4) § 115.127(a)(2)	A vent gas stream having a combined weight of volatile organic compounds (VOC) equal to or less than 100 pounds in any continuous 24-hour period is exempt from §115.121(a)(1) of this title.	[G]§ 115.125 § 115.126(2)	§ 115.126 § 115.126(2) § 115.126(4)	None
XEFO1	EP	R5121	VOC	30 TAC Chapter 115, Vent Gas Controls	§ 115.127(a)(2)(B) [G]§ 115.122(a)(4) § 115.127(a)(2)	A vent gas stream specified in §115.121(a)(1) of this title with a concentration of VOC less than 612 parts per million by volume (ppmv) is exempt from §115.121(a)(1) of this title.	[G]§ 115.125 § 115.126(2)	§ 115.126 § 115.126(2) § 115.126(4)	None
XEFO1	EU	R7300-1	CO	30 TAC Chapter 117, Subchapter B	§ 117.310(c)(1) § 117.310(c)(1)(A) § 117.310(c)(3) § 117.340(f)(1)	CO emissions must not exceed 400 ppmv at 3.0% O <sub>2</sub> , dry basis.	[G]§ 117.335(a)(1) § 117.335(a)(4) § 117.335(b) § 117.335(c) § 117.335(d) § 117.335(f) § 117.335(f)(3) § 117.335(g) § 117.340(a) § 117.340(b)(1) § 117.340(b)(3) § 117.340(e) [G]§ 117.340(f)(2)	§ 117.345(a) § 117.345(f) § 117.345(f)(1) [G]§ 117.345(f)(2) § 117.345(f)(7) § 117.345(f)(8) § 117.345(f)(9) § 117.8100(a)(5)(C)	§ 117.335(b) § 117.335(g) [G]§ 117.345(b) [G]§ 117.345(c) § 117.345(d) § 117.345(d)(2) § 117.345(d)(3) § 117.345(d)(4) § 117.345(d)(5) § 117.8010 [G]§ 117.8010(1) § 117.8010(2) § 117.8010(2)(A)

**Applicable Requirements Summary**

Unit Group Process ID No.	Unit Group Process Type	SOP Index No.	Pollutant	State Rule or Federal Regulation Name	Emission Limitation, Standard or Equipment Specification Citation	Textual Description (See Special Term and Condition 1.B.)	Monitoring And Testing Requirements	Recordkeeping Requirements (30 TAC § 122.144)	Reporting Requirements (30 TAC § 122.145)
							§ 117.8100(a) § 117.8100(a)(1) § 117.8100(a)(1)(A) § 117.8100(a)(1)(B) § 117.8100(a)(1)(B)(ii) § 117.8100(a)(1)(B)(iii) § 117.8100(a)(1)(C) § 117.8100(a)(2) [G]§ 117.8100(a)(3) § 117.8100(a)(4) § 117.8100(a)(5) § 117.8100(a)(5)(A) § 117.8100(a)(5)(B) [G]§ 117.8100(a)(5)(D) [G]§ 117.8100(a)(5)(E) § 117.8100(a)(6) § 117.8120 § 117.8120(1) § 117.8120(1)(A)		§ 117.8010(2)(B) [G]§ 117.8010(3) § 117.8010(4) [G]§ 117.8010(5) § 117.8010(6) [G]§ 117.8010(7) [G]§ 117.8010(8) § 117.8100(c)
XEF01	EU	63YY	112(B) HAPS	40 CFR Part 63, Subpart YY	§ 63.1103(e)-Table 7(j) § 63.1103(e)(3) [G]§ 63.1103(e)(7) [G]§ 63.1103(e)(8)	For a decoking operation associated with an ethylene cracking furnace, comply with requirements specified in § 63.1103(e)(7)-(8).	§ 63.1103(e)(7)(i) § 63.1103(e)(7)(ii) § 63.1103(e)(7)(iii) § 63.1103(e)(7)(iv) [G]§ 63.1103(e)(8) § 63.1103-Table 7(j) [G]§ 63.7(a)(4) [G]§ 63.7(c) § 63.7(e)(4) [G]§ 63.7(g)(2)	[G]§ 63.10(b)(2)(vi) § 63.1103-Table 7(j) § 63.1109(a) § 63.1109(b) § 63.1109(c) § 63.1109(d) [G]§ 63.1109(h)	§ 63.1103-Table 7(j) [G]§ 63.1110(a) [G]§ 63.1110(b) [G]§ 63.1110(c) [G]§ 63.1110(d) § 63.1110(e) § 63.1110(e)(1) § 63.1110(e)(2) § 63.1110(e)(3) [G]§ 63.1110(e)(7) [G]§ 63.1110(f) [G]§ 63.1110(g) [G]§ 63.1110(h)

**Applicable Requirements Summary**

Unit Group Process ID No.	Unit Group Process Type	SOP Index No.	Pollutant	State Rule or Federal Regulation Name	Emission Limitation, Standard or Equipment Specification Citation	Textual Description (See Special Term and Condition 1.B.)	Monitoring And Testing Requirements	Recordkeeping Requirements (30 TAC § 122.144)	Reporting Requirements (30 TAC § 122.145)
XEFO1-DEC	EP	R5121	VOC	30 TAC Chapter 115, Vent Gas Controls	§ 115.127(a)(2)(A) [G]§ 115.122(a)(4) § 115.127(a)(2)	A vent gas stream having a combined weight of volatile organic compounds (VOC) equal to or less than 100 pounds in any continuous 24-hour period is exempt from §115.121(a)(1) of this title.	[G]§ 115.125 § 115.126(2)	§ 115.126 § 115.126(2) § 115.126(4)	None
XEFO1-DEC	EU	63YY	112(B) HAPS	40 CFR Part 63, Subpart YY	§ 63.1103(e)-Table 7(j) § 63.1103(e)(3) [G]§ 63.1103(e)(7) [G]§ 63.1103(e)(8)	For a decoking operation associated with an ethylene cracking furnace, comply with requirements specified in § 63.1103(e)(7)-(8).	§ 63.1103(e)(7)(i) § 63.1103(e)(7)(ii) § 63.1103(e)(7)(iii) § 63.1103(e)(7)(iv) [G]§ 63.1103(e)(8) § 63.1103-Table 7(j) [G]§ 63.7(a)(4) [G]§ 63.7(c) § 63.7(e)(4) [G]§ 63.7(g)(2)	[G]§ 63.10(b)(2)(vi) § 63.1103-Table 7(j) § 63.1109(a) § 63.1109(b) § 63.1109(c) § 63.1109(d) [G]§ 63.1109(h)	§ 63.1103-Table 7(j) [G]§ 63.1110(a) [G]§ 63.1110(b) [G]§ 63.1110(c) [G]§ 63.1110(d) § 63.1110(e) § 63.1110(e)(1) § 63.1110(e)(2) § 63.1110(e)(3) [G]§ 63.1110(e)(7) [G]§ 63.1110(f) [G]§ 63.1110(g) [G]§ 63.1110(h)
XFF01	EP	R1111-1	Opacity	30 TAC Chapter 111, Visible Emissions	§ 111.111(a)(1)(C) § 111.111(a)(1)(E)	Visible emissions from any stationary vent shall not exceed an opacity of 15% averaged over a six minute period for any source with a total flow rate of at least 100,000 acfm unless a CEMS is installed.	[G]§ 111.111(a)(1)(F) ** See Periodic Monitoring Summary	None	None
XFF01	EP	R5720	Highly Reactive VOC	30 TAC Chapter 115, HRVOC Vent Gas	§ 115.722(c)(1) § 115.722(c)(3) § 115.725(a)(1)(A) § 115.725(a)(1)(B) § 115.725(a)(1)(C) § 115.725(a)(3) [G]§ 115.725(a)(4) § 115.725(a)(7) § 115.725(a)(7)(C)	HRVOC emissions at each site located in Harris County that is subject to this division or Division 2 of this subchapter must not exceed 1,200 pounds of HRVOC per one-hour block period from any flare, vent, pressure relief valve,	§ 115.725(a) § 115.725(a)(1)(A) § 115.725(a)(1)(B) § 115.725(a)(1)(C) § 115.725(a)(3) § 115.725(a)(3)(A) [G]§ 115.725(a)(4) § 115.725(a)(5) [G]§ 115.725(a)(6)	§ 115.726(b)(1) § 115.726(b)(2) § 115.726(b)(3) [G]§ 115.726(h) § 115.726(i) § 115.726(j)(1) § 115.726(j)(2)	[G]§ 115.725(a)(4) § 115.725(a)(5) [G]§ 115.725(a)(7)(A) § 115.725(a)(7)(B) § 115.725(n) [G]§ 115.726(a)(2)



**Applicable Requirements Summary**

Unit Group Process ID No.	Unit Group Process Type	SOP Index No.	Pollutant	State Rule or Federal Regulation Name	Emission Limitation, Standard or Equipment Specification Citation	Textual Description (See Special Term and Condition 1.B.)	Monitoring And Testing Requirements	Recordkeeping Requirements (30 TAC § 122.144)	Reporting Requirements (30 TAC § 122.145)
					[G]§ 115.725(l) § 115.725(n) [G]§ 115.726(a)(2)	cooling tower, or any combination.	[G]§ 115.725(a)(7)(A) § 115.725(a)(7)(B) § 115.725(a)(7)(C)		
XFF01	EP	R5121	VOC	30 TAC Chapter 115, Vent Gas Controls	§ 115.127(a)(2)(A) [G]§ 115.122(a)(4) § 115.127(a)(2)	A vent gas stream having a combined weight of volatile organic compounds (VOC) equal to or less than 100 pounds in any continuous 24-hour period is exempt from §115.121(a)(1) of this title.	[G]§ 115.125 § 115.126(2)	§ 115.126 § 115.126(2) § 115.126(4)	None
XFF01	EP	R5121	VOC	30 TAC Chapter 115, Vent Gas Controls	§ 115.127(a)(2)(B) [G]§ 115.122(a)(4) § 115.127(a)(2)	A vent gas stream specified in §115.121(a)(1) of this title with a concentration of VOC less than 612 parts per million by volume (ppmv) is exempt from §115.121(a)(1) of this title.	[G]§ 115.125 § 115.126(2)	§ 115.126 § 115.126(2) § 115.126(4)	None
XFF01	EU	R7300-1	CO	30 TAC Chapter 117, Subchapter B	§ 117.310(c)(1) § 117.310(c)(1)(A) § 117.310(c)(3) § 117.340(f)(1)	CO emissions must not exceed 400 ppmv at 3.0% O <sub>2</sub> , dry basis.	[G]§ 117.335(a)(1) § 117.335(a)(4) § 117.335(b) § 117.335(c) § 117.335(d) § 117.335(f) § 117.335(f)(3) § 117.335(g) § 117.340(a) § 117.340(b)(1) § 117.340(b)(3) § 117.340(e) [G]§ 117.340(f)(2) § 117.8100(a) § 117.8100(a)(1) § 117.8100(a)(1)(A) § 117.8100(a)(1)(B) § 117.8100(a)(1)(B)(ii)	§ 117.345(a) § 117.345(f) § 117.345(f)(1) [G]§ 117.345(f)(2) § 117.345(f)(7) § 117.345(f)(8) § 117.345(f)(9) § 117.8100(a)(5)(C)	§ 117.335(b) § 117.335(g) [G]§ 117.345(b) [G]§ 117.345(c) § 117.345(d) § 117.345(d)(2) § 117.345(d)(3) § 117.345(d)(4) § 117.345(d)(5) § 117.8010 [G]§ 117.8010(1) § 117.8010(2) § 117.8010(2)(A) § 117.8010(2)(B) [G]§ 117.8010(3) § 117.8010(4) [G]§ 117.8010(5) § 117.8010(6) [G]§ 117.8010(7)

**Applicable Requirements Summary**

Unit Group Process ID No.	Unit Group Process Type	SOP Index No.	Pollutant	State Rule or Federal Regulation Name	Emission Limitation, Standard or Equipment Specification Citation	Textual Description (See Special Term and Condition 1.B.)	Monitoring And Testing Requirements	Recordkeeping Requirements (30 TAC § 122.144)	Reporting Requirements (30 TAC § 122.145)
							) § 117.8100(a)(1)(B)(iii) ) § 117.8100(a)(1)(C) § 117.8100(a)(2) [G]§ 117.8100(a)(3) § 117.8100(a)(4) § 117.8100(a)(5) § 117.8100(a)(5)(A) § 117.8100(a)(5)(B) [G]§ 117.8100(a)(5)(D) [G]§ 117.8100(a)(5)(E) § 117.8100(a)(6) § 117.8120 § 117.8120(1) § 117.8120(1)(A)		[G]§ 117.8010(8) § 117.8100(c)
XFF01	EU	63YY	112(B) HAPS	40 CFR Part 63, Subpart YY	§ 63.1103(e)-Table 7(j) § 63.1103(e)(3) [G]§ 63.1103(e)(7) [G]§ 63.1103(e)(8)	For a decoking operation associated with an ethylene cracking furnace, comply with requirements specified in § 63.1103(e)(7)-(8).	§ 63.1103(e)(7)(i) § 63.1103(e)(7)(ii) § 63.1103(e)(7)(iii) § 63.1103(e)(7)(iv) [G]§ 63.1103(e)(8) § 63.1103-Table 7(j) [G]§ 63.7(a)(4) [G]§ 63.7(c) § 63.7(e)(4) [G]§ 63.7(g)(2)	[G]§ 63.10(b)(2)(vi) § 63.1103-Table 7(j) § 63.1109(a) § 63.1109(b) § 63.1109(c) § 63.1109(d) [G]§ 63.1109(h)	§ 63.1103-Table 7(j) [G]§ 63.1110(a) [G]§ 63.1110(b) [G]§ 63.1110(c) [G]§ 63.1110(d) § 63.1110(e) § 63.1110(e)(1) § 63.1110(e)(2) § 63.1110(e)(3) [G]§ 63.1110(e)(7) [G]§ 63.1110(f) [G]§ 63.1110(g) [G]§ 63.1110(h)
XFF01-DEC	EP	R5121	VOC	30 TAC Chapter 115, Vent Gas Controls	§ 115.127(a)(2)(A) [G]§ 115.122(a)(4) § 115.127(a)(2)	A vent gas stream having a combined weight of volatile organic compounds (VOC) equal to or less than 100 pounds in any continuous 24-hour period is exempt	[G]§ 115.125 § 115.126(2)	§ 115.126 § 115.126(2) § 115.126(4)	None

**Applicable Requirements Summary**

Unit Group Process ID No.	Unit Group Process Type	SOP Index No.	Pollutant	State Rule or Federal Regulation Name	Emission Limitation, Standard or Equipment Specification Citation	Textual Description (See Special Term and Condition 1.B.)	Monitoring And Testing Requirements	Recordkeeping Requirements (30 TAC § 122.144)	Reporting Requirements (30 TAC § 122.145)
						from §115.121(a)(1) of this title.			
XFF01-DEC	EU	63YY	112(B) HAPS	40 CFR Part 63, Subpart YY	§ 63.1103(e)-Table 7(j) § 63.1103(e)(3) [G]§ 63.1103(e)(7) [G]§ 63.1103(e)(8)	For a decoking operation associated with an ethylene cracking furnace, comply with requirements specified in § 63.1103(e)(7)-(8).	§ 63.1103(e)(7)(i) § 63.1103(e)(7)(ii) § 63.1103(e)(7)(iii) § 63.1103(e)(7)(iv) [G]§ 63.1103(e)(8) § 63.1103-Table 7(j) [G]§ 63.7(a)(4) [G]§ 63.7(c) § 63.7(e)(4) [G]§ 63.7(g)(2)	[G]§ 63.10(b)(2)(vi) § 63.1103-Table 7(j) § 63.1109(a) § 63.1109(b) § 63.1109(c) § 63.1109(d) [G]§ 63.1109(h)	§ 63.1103-Table 7(j) [G]§ 63.1110(a) [G]§ 63.1110(b) [G]§ 63.1110(c) [G]§ 63.1110(d) § 63.1110(e) § 63.1110(e)(1) § 63.1110(e)(2) § 63.1110(e)(3) [G]§ 63.1110(e)(7) [G]§ 63.1110(f) [G]§ 63.1110(g) [G]§ 63.1110(h)
XFUELVT	EP	R5720	Highly Reactive VOC	30 TAC Chapter 115, HRVOC Vent Gas	§ 115.722(c)(1) § 115.722(c)(3) § 115.725(a)(2)(A) § 115.725(a)(2)(B) § 115.725(a)(2)(C) § 115.725(a)(2)(D) § 115.725(a)(3) [G]§ 115.725(a)(4) § 115.725(a)(7) § 115.725(a)(7)(C) [G]§ 115.725(l) [G]§ 115.726(a)(2)	HRVOC emissions at each site located in Harris County that is subject to this division or Division 2 of this subchapter must not exceed 1,200 pounds of HRVOC per one-hour block period from any flare, vent, pressure relief valve, cooling tower, or any combination.	§ 115.725(a) § 115.725(a)(2)(A) § 115.725(a)(2)(B) § 115.725(a)(2)(C) § 115.725(a)(2)(D) § 115.725(a)(3) § 115.725(a)(3)(A) [G]§ 115.725(a)(4) § 115.725(a)(5) [G]§ 115.725(a)(7)(A) § 115.725(a)(7)(B) § 115.725(a)(7)(C) [G]§ 115.725(l) § 115.725(n)	§ 115.726(b)(1) § 115.726(b)(2) § 115.726(b)(3) [G]§ 115.726(h) § 115.726(i) § 115.726(j)(1) § 115.726(j)(2)	[G]§ 115.725(a)(4) § 115.725(a)(5) [G]§ 115.725(a)(7)(A) § 115.725(a)(7)(B) § 115.725(n)
XGF01	EP	R1111-1	Opacity	30 TAC Chapter 111, Visible Emissions	§ 111.111(a)(1)(C) § 111.111(a)(1)(E)	Visible emissions from any stationary vent shall not exceed an opacity of 15% averaged over a six minute period for any source with a total flow rate of at least 100,000 acfm unless a CEMS is installed.	[G]§ 111.111(a)(1)(F) ** See Periodic Monitoring Summary	None	None

**Applicable Requirements Summary**

Unit Group Process ID No.	Unit Group Process Type	SOP Index No.	Pollutant	State Rule or Federal Regulation Name	Emission Limitation, Standard or Equipment Specification Citation	Textual Description (See Special Term and Condition 1.B.)	Monitoring And Testing Requirements	Recordkeeping Requirements (30 TAC § 122.144)	Reporting Requirements (30 TAC § 122.145)
XGF01	EP	R5720	Highly Reactive VOC	30 TAC Chapter 115, HRVOC Vent Gas	§ 115.722(c)(1) § 115.722(c)(3) § 115.725(a)(1)(A) § 115.725(a)(1)(B) § 115.725(a)(1)(C) § 115.725(a)(3) [G]§ 115.725(a)(4) § 115.725(a)(7) § 115.725(a)(7)(C) [G]§ 115.725(l) § 115.725(n) [G]§ 115.726(a)(2)	HRVOC emissions at each site located in Harris County that is subject to this division or Division 2 of this subchapter must not exceed 1,200 pounds of HRVOC per one-hour block period from any flare, vent, pressure relief valve, cooling tower, or any combination.	§ 115.725(a) § 115.725(a)(1)(A) § 115.725(a)(1)(B) § 115.725(a)(1)(C) § 115.725(a)(3) § 115.725(a)(3)(A) [G]§ 115.725(a)(4) § 115.725(a)(5) [G]§ 115.725(a)(6) [G]§ 115.725(a)(7)(A) § 115.725(a)(7)(B) § 115.725(a)(7)(C)	§ 115.726(b)(1) § 115.726(b)(2) § 115.726(b)(3) [G]§ 115.726(h) § 115.726(i) § 115.726(j)(1) § 115.726(j)(2)	[G]§ 115.725(a)(4) § 115.725(a)(5) [G]§ 115.725(a)(7)(A) § 115.725(a)(7)(B) § 115.725(n) [G]§ 115.726(a)(2)
XGF01	EP	R5121	VOC	30 TAC Chapter 115, Vent Gas Controls	§ 115.127(a)(2)(B) [G]§ 115.122(a)(4) § 115.127(a)(2)	A vent gas stream specified in §115.121(a)(1) of this title with a concentration of VOC less than 612 parts per million by volume (ppmv) is exempt from §115.121(a)(1) of this title.	[G]§ 115.125 § 115.126(2)	§ 115.126 § 115.126(2) § 115.126(4)	None
XGF01	EP	R5121	VOC	30 TAC Chapter 115, Vent Gas Controls	§ 115.127(a)(2)(A) [G]§ 115.122(a)(4) § 115.127(a)(2)	A vent gas stream having a combined weight of volatile organic compounds (VOC) equal to or less than 100 pounds in any continuous 24-hour period is exempt from §115.121(a)(1) of this title.	[G]§ 115.125 § 115.126(2)	§ 115.126 § 115.126(2) § 115.126(4)	None
XGF01	EU	R7300	CO	30 TAC Chapter 117, Subchapter B	§ 117.310(c)(1) § 117.310(c)(1)(A) § 117.310(c)(3) § 117.340(f)(1)	CO emissions must not exceed 400 ppmv at 3.0% O <sub>2</sub> , dry basis.	[G]§ 117.335(a)(1) § 117.335(a)(4) § 117.335(b) § 117.335(c) § 117.335(d) § 117.335(f) § 117.335(f)(3) § 117.335(g) § 117.340(a) § 117.340(b)(1)	§ 117.345(a) § 117.345(f) § 117.345(f)(1) [G]§ 117.345(f)(2) § 117.345(f)(7) § 117.345(f)(8) § 117.345(f)(9) § 117.8100(a)(5)(C)	§ 117.335(b) § 117.335(g) [G]§ 117.345(b) [G]§ 117.345(c) § 117.345(d) § 117.345(d)(2) § 117.345(d)(3) § 117.345(d)(4) § 117.345(d)(5) § 117.8010

**Applicable Requirements Summary**

Unit Group Process ID No.	Unit Group Process Type	SOP Index No.	Pollutant	State Rule or Federal Regulation Name	Emission Limitation, Standard or Equipment Specification Citation	Textual Description (See Special Term and Condition 1.B.)	Monitoring And Testing Requirements	Recordkeeping Requirements (30 TAC § 122.144)	Reporting Requirements (30 TAC § 122.145)
							§ 117.340(b)(3) § 117.340(e) [G]§ 117.340(f)(2) § 117.8100(a) § 117.8100(a)(1) § 117.8100(a)(1)(A) § 117.8100(a)(1)(B) § 117.8100(a)(1)(B)(ii) ) § 117.8100(a)(1)(B)(iii) ) § 117.8100(a)(1)(C) § 117.8100(a)(2) [G]§ 117.8100(a)(3) § 117.8100(a)(4) § 117.8100(a)(5) § 117.8100(a)(5)(A) § 117.8100(a)(5)(B) [G]§ 117.8100(a)(5)(D) [G]§ 117.8100(a)(5)(E) § 117.8100(a)(6) § 117.8120 § 117.8120(1) § 117.8120(1)(A)		[G]§ 117.8010(1) § 117.8010(2) § 117.8010(2)(A) § 117.8010(2)(B) [G]§ 117.8010(3) § 117.8010(4) [G]§ 117.8010(5) § 117.8010(6) [G]§ 117.8010(7) [G]§ 117.8010(8) § 117.8100(c)
XGF01	EU	R7300	NH <sub>3</sub>	30 TAC Chapter 117, Subchapter B	§ 117.310(c)(2) § 117.310(c)(2)(B) § 117.340(f)(1)	For process heaters that inject urea or ammonia into the exhaust stream for NO <sub>x</sub> control, ammonia emissions must not exceed 10 ppmv at 3.0% O <sub>2</sub> , dry.	§ 117.335(a)(2) § 117.335(a)(4) § 117.335(b) § 117.335(c) § 117.335(d) § 117.335(g) § 117.340(b)(1) § 117.340(b)(3) § 117.340(d) [G]§ 117.340(f)(2) § 117.8100(a)	§ 117.345(a) § 117.345(f) § 117.345(f)(11) [G]§ 117.345(f)(2) § 117.345(f)(8) § 117.345(f)(9) § 117.8100(a)(5)(C)	§ 117.335(b) § 117.335(g) [G]§ 117.345(b) [G]§ 117.345(c) § 117.345(d) § 117.345(d)(2) § 117.345(d)(3) § 117.345(d)(4) § 117.345(d)(5) § 117.8010 [G]§ 117.8010(1)

**Applicable Requirements Summary**

Unit Group Process ID No.	Unit Group Process Type	SOP Index No.	Pollutant	State Rule or Federal Regulation Name	Emission Limitation, Standard or Equipment Specification Citation	Textual Description (See Special Term and Condition 1.B.)	Monitoring And Testing Requirements	Recordkeeping Requirements (30 TAC § 122.144)	Reporting Requirements (30 TAC § 122.145)
							§ 117.8100(a)(1) § 117.8100(a)(1)(A) § 117.8100(a)(1)(B) § 117.8100(a)(1)(B)(ii) § 117.8100(a)(1)(C) § 117.8100(a)(2) [G]§ 117.8100(a)(3) § 117.8100(a)(4) § 117.8100(a)(5) § 117.8100(a)(5)(A) § 117.8100(a)(5)(B) [G]§ 117.8100(a)(5)(D) [G]§ 117.8100(a)(5)(E) § 117.8100(a)(6) § 117.8130 § 117.8130(4)		§ 117.8010(2) § 117.8010(2)(A) § 117.8010(2)(B) [G]§ 117.8010(3) § 117.8010(4) [G]§ 117.8010(5) § 117.8010(6) [G]§ 117.8010(7) [G]§ 117.8010(8) § 117.8100(c)
XGF01	EU	63YY	112(B) HAPS	40 CFR Part 63, Subpart YY	§ 63.1103(e)-Table 7(j) § 63.1103(e)(3) [G]§ 63.1103(e)(7) [G]§ 63.1103(e)(8)	For a decoking operation associated with an ethylene cracking furnace, comply with requirements specified in § 63.1103(e)(7)-(8).	§ 63.1103(e)(7)(i) § 63.1103(e)(7)(ii) § 63.1103(e)(7)(iii) § 63.1103(e)(7)(iv) [G]§ 63.1103(e)(8) § 63.1103-Table 7(j) [G]§ 63.7(a)(4) [G]§ 63.7(c) § 63.7(e)(4) [G]§ 63.7(g)(2)	[G]§ 63.10(b)(2)(vi) § 63.1103-Table 7(j) § 63.1109(a) § 63.1109(b) § 63.1109(c) § 63.1109(d) [G]§ 63.1109(h)	§ 63.1103-Table 7(j) [G]§ 63.1110(a) [G]§ 63.1110(b) [G]§ 63.1110(c) [G]§ 63.1110(d) § 63.1110(e) § 63.1110(e)(1) § 63.1110(e)(2) § 63.1110(e)(3) [G]§ 63.1110(e)(7) [G]§ 63.1110(f) [G]§ 63.1110(g) [G]§ 63.1110(h)
XGF01-DEC	EP	R5121	VOC	30 TAC Chapter 115, Vent Gas Controls	§ 115.127(a)(2)(A) [G]§ 115.122(a)(4) § 115.127(a)(2)	A vent gas stream having a combined weight of volatile organic compounds (VOC) equal to or less than 100 pounds in any continuous	[G]§ 115.125 § 115.126(2)	§ 115.126 § 115.126(2) § 115.126(4)	None

**Applicable Requirements Summary**

Unit Group Process ID No.	Unit Group Process Type	SOP Index No.	Pollutant	State Rule or Federal Regulation Name	Emission Limitation, Standard or Equipment Specification Citation	Textual Description (See Special Term and Condition 1.B.)	Monitoring And Testing Requirements	Recordkeeping Requirements (30 TAC § 122.144)	Reporting Requirements (30 TAC § 122.145)
						24-hour period is exempt from §115.121(a)(1) of this title.			
XGF01-DEC	EU	63YY	112(B) HAPS	40 CFR Part 63, Subpart YY	§ 63.1103(e)-Table 7(j) § 63.1103(e)(3) [G]§ 63.1103(e)(7) [G]§ 63.1103(e)(8)	For a decoking operation associated with an ethylene cracking furnace, comply with requirements specified in § 63.1103(e)(7)-(8).	§ 63.1103(e)(7)(i) § 63.1103(e)(7)(ii) § 63.1103(e)(7)(iii) § 63.1103(e)(7)(iv) [G]§ 63.1103(e)(8) § 63.1103-Table 7(j) [G]§ 63.7(a)(4) [G]§ 63.7(c) § 63.7(e)(4) [G]§ 63.7(g)(2)	[G]§ 63.10(b)(2)(vi) § 63.1103-Table 7(j) § 63.1109(a) § 63.1109(b) § 63.1109(c) § 63.1109(d) [G]§ 63.1109(h)	§ 63.1103-Table 7(j) [G]§ 63.1110(a) [G]§ 63.1110(b) [G]§ 63.1110(c) [G]§ 63.1110(d) § 63.1110(e) § 63.1110(e)(1) § 63.1110(e)(2) § 63.1110(e)(3) [G]§ 63.1110(e)(7) [G]§ 63.1110(f) [G]§ 63.1110(g) [G]§ 63.1110(h)
XGF01PAC	EU	R7300	CO	30 TAC Chapter 117, Subchapter B	§ 117.310(c)(1) § 117.310(c)(1)(B)	CO emissions must not exceed 3.0 g/hp-hr for stationary internal combustion engines.	[G]§ 117.335(a)(1) § 117.335(a)(4) § 117.335(b) § 117.335(d) § 117.335(e) § 117.335(g) § 117.340(a)(2)(C) § 117.340(h) § 117.8000(b) § 117.8000(c) § 117.8000(c)(2) § 117.8000(c)(3) § 117.8000(c)(5) § 117.8000(c)(6) [G]§ 117.8000(d) § 117.8140(a) § 117.8140(a)(1) § 117.8140(a)(2) § 117.8140(a)(2)(A) [G]§ 117.8140(a)(2)(B) § 117.8140(b)	§ 117.345(a) § 117.345(f) [G]§ 117.345(f)(10) § 117.345(f)(3) § 117.345(f)(3)(A) § 117.345(f)(3)(A)(ii) § 117.345(f)(9)	§ 117.335(b) § 117.335(g) [G]§ 117.345(b) [G]§ 117.345(c) § 117.8010 [G]§ 117.8010(1) § 117.8010(2) § 117.8010(2)(A) § 117.8010(2)(B) [G]§ 117.8010(3) § 117.8010(4) [G]§ 117.8010(5) § 117.8010(6) [G]§ 117.8010(7)

**Applicable Requirements Summary**

Unit Group Process ID No.	Unit Group Process Type	SOP Index No.	Pollutant	State Rule or Federal Regulation Name	Emission Limitation, Standard or Equipment Specification Citation	Textual Description (See Special Term and Condition 1.B.)	Monitoring And Testing Requirements	Recordkeeping Requirements (30 TAC § 122.144)	Reporting Requirements (30 TAC § 122.145)
XGF01PAC	EU	R7300	NO <sub>x</sub>	30 TAC Chapter 117, Subchapter B	§ 117.310(d)(3) § 117.310(a) § 117.310(a)(9)(E)(vii)(II) § 117.310(b) [G]§ 117.310(e)(1) § 117.310(e)(2) [G]§ 117.310(e)(3) § 117.310(e)(4) [G]§ 117.310(f) § 117.340(l)(2) § 117.340(p)(1) § 117.340(p)(2)(C) § 117.340(p)(3)	An owner or operator may not use the alternative methods specified in §§ 117.315, 117.323 and 117.9800 to comply with the NO <sub>x</sub> emission specifications but shall use the mass emissions cap and trade program in Chapter 101, Subchapter H, Division 3, except that electric generating facilities must also comply with the daily and 30-day system cap emission limitations of § 117.320. An owner or operator may use the alternative methods specified in § 117.9800 to comply with § 117.320.	[G]§ 117.335(a)(1) § 117.335(a)(4) § 117.335(b) § 117.335(d) § 117.335(e) § 117.335(g) § 117.340(a)(2)(C) § 117.340(h) § 117.340(l)(2) § 117.340(o)(1) § 117.340(p)(1) § 117.340(p)(2)(A) § 117.340(p)(2)(B) § 117.340(p)(2)(C) § 117.8000(b) § 117.8000(c) § 117.8000(c)(1) § 117.8000(c)(3) § 117.8000(c)(5) § 117.8000(c)(6) [G]§ 117.8000(d) § 117.8140(a) § 117.8140(a)(1) § 117.8140(a)(2) § 117.8140(a)(2)(A) [G]§ 117.8140(a)(2)(B) § 117.8140(b)	§ 117.345(a) § 117.345(f) [G]§ 117.345(f)(10) § 117.345(f)(3) § 117.345(f)(3)(A) § 117.345(f)(3)(A)(ii) § 117.345(f)(3)(B) § 117.345(f)(9)	§ 117.335(b) § 117.335(g) § 117.340(p)(2)(D) [G]§ 117.345(b) [G]§ 117.345(c) § 117.8010 [G]§ 117.8010(1) § 117.8010(2) § 117.8010(2)(A) § 117.8010(2)(B) § 117.8010(2)(C) § 117.8010(2)(D) [G]§ 117.8010(3) § 117.8010(4) [G]§ 117.8010(5) § 117.8010(6) [G]§ 117.8010(7)
XGF01PAC	EU	60III-4	HC and NO <sub>x</sub>	40 CFR Part 60, Subpart IIII	§ 60.4204(b) § 1042.101 § 60.4201(e)(1) § 60.4201(e)(2) § 60.4206 § 60.4207(b) [G]§ 60.4211(a) § 60.4211(c) § 60.4218	Owners and operators of non-emergency stationary CI ICE with a maximum engine power less than 600 KW and a displacement of greater than or equal to 10 liters per cylinder and less than 15 liters per cylinder and is a 2013model year and later must comply with an HC+NO <sub>x</sub> emission limit	§ 60.4209(b)	[G]§ 60.4214(a)(2) § 60.4214(c)	[G]§ 60.4214(a)(1)



**Applicable Requirements Summary**

Unit Group Process ID No.	Unit Group Process Type	SOP Index No.	Pollutant	State Rule or Federal Regulation Name	Emission Limitation, Standard or Equipment Specification Citation	Textual Description (See Special Term and Condition 1.B.)	Monitoring And Testing Requirements	Recordkeeping Requirements (30 TAC § 122.144)	Reporting Requirements (30 TAC § 122.145)
						of 6.2 g/KW-hr, as stated in 40 CFR 60.4201(e)(1)-(2) and 40 CFR 1042.101			
XGF01PAC	EU	63ZZZZ-3A	112(B) HAPS	40 CFR Part 63, Subpart ZZZZ	§ 63.6590(c)	Stationary RICE subject to Regulations under 40 CFR Part 60. An affected source that meets any of the criteria in paragraphs (c)(1) through (7) of this section must meet the requirements of this part by meeting the requirements of 40 CFR part 60 subpart IIII, for compression ignition engines or 40 CFR part 60 subpart JJJJ, for spark ignition engines as applicable. No further requirements apply for such engines under this part.	None	None	None
XKT01	EP	R5720	Highly Reactive VOC	30 TAC Chapter 115, HRVOC Vent Gas	§ 115.722(c)(1) § 115.722(c)(3) § 115.722(d) § 115.722(d)(1) § 115.722(d)(2)	HRVOC emissions at each site located in Harris County that is subject to this division or Division 2 of this subchapter must not exceed 1,200 pounds of HRVOC per one-hour block period from any flare, vent, pressure relief valve, cooling tower, or any combination.	§ 115.725(n)	§ 115.726(d)(1) § 115.726(d)(2) § 115.726(d)(3) § 115.726(d)(4) [G]§ 115.726(h) § 115.726(i) § 115.726(j)(1) § 115.726(j)(2)	§ 115.725(n)
XKT01	EP	R5121	VOC	30 TAC Chapter 115, Vent Gas Controls	§ 115.122(a)(2) § 115.121(a)(2) § 115.122(a)(2)(A) § 60.18	Any vent gas streams affected by §115.121(a)(2) of this title must be controlled properly with a control efficiency of at least 98% or to a VOC concentration of no more	[G]§ 115.125 § 115.126(1) § 115.126(1)(B) § 115.126(2) § 115.126(7)	§ 115.126 § 115.126(1) § 115.126(1)(B) § 115.126(2)	None

**Applicable Requirements Summary**

Unit Group Process ID No.	Unit Group Process Type	SOP Index No.	Pollutant	State Rule or Federal Regulation Name	Emission Limitation, Standard or Equipment Specification Citation	Textual Description (See Special Term and Condition 1.B.)	Monitoring And Testing Requirements	Recordkeeping Requirements (30 TAC § 122.144)	Reporting Requirements (30 TAC § 122.145)
						than 20 ppmv (on a dry basis corrected to 3.0% oxygen for combustion devices).			
XKT01	EP	60NNN	VOC/TOC	40 CFR Part 60, Subpart NNN	§ 60.662(b) § 60.18	Each affected facility shall combust the emissions in a flare that meets the requirements of § 60.18.	§ 60.663(b) § 60.663(b)(1) § 60.663(b)(2) § 60.664(a) § 60.664(d) [G]§ 60.664(e)	§ 60.663(b)(2) § 60.665(b) § 60.665(b)(3) § 60.665(d) § 60.665(f)	§ 60.665(a) § 60.665(b) § 60.665(b)(3) § 60.665(k) § 60.665(l) § 60.665(l)(2) § 60.665(l)(4)
XLC01-RES	EP	R5121	VOC	30 TAC Chapter 115, Vent Gas Controls	§ 115.127(a)(4)(C) [G]§ 115.122(a)(4) § 115.127(a)(4)	Any reactor process or distillation operation vent gas stream with a flow rate less than 0.388 standard cubic feet per minute or a VOC concentration less than 500 ppmv is exempt from the requirements of §115.121(a)(2)(A) of this title.	[G]§ 115.125 § 115.126(2) § 115.126(3)(D)	§ 115.126 § 115.126(2) § 115.126(3) § 115.126(3)(D)	None
XLC01-VE	EP	R5121	VOC	30 TAC Chapter 115, Vent Gas Controls	§ 115.127(a)(4)(C) [G]§ 115.122(a)(4) § 115.127(a)(4)	Any reactor process or distillation operation vent gas stream with a flow rate less than 0.388 standard cubic feet per minute or a VOC concentration less than 500 ppmv is exempt from the requirements of §115.121(a)(2)(A) of this title.	[G]§ 115.125 § 115.126(2) § 115.126(3)(D)	§ 115.126 § 115.126(2) § 115.126(3) § 115.126(3)(D)	None
XLD09A	EP	R5720	Highly Reactive VOC	30 TAC Chapter 115, HRVOC Vent Gas	§ 115.722(c)(1) § 115.722(c)(3) § 115.722(d) § 115.722(d)(1) § 115.722(d)(2)	HRVOC emissions at each site located in Harris County that is subject to this division or Division 2 of this subchapter must not exceed 1,200 pounds of HRVOC	§ 115.725(n)	§ 115.726(d)(1) § 115.726(d)(2) § 115.726(d)(3) § 115.726(d)(4) [G]§ 115.726(h) § 115.726(i)	§ 115.725(n)

**Applicable Requirements Summary**

Unit Group Process ID No.	Unit Group Process Type	SOP Index No.	Pollutant	State Rule or Federal Regulation Name	Emission Limitation, Standard or Equipment Specification Citation	Textual Description (See Special Term and Condition 1.B.)	Monitoring And Testing Requirements	Recordkeeping Requirements (30 TAC § 122.144)	Reporting Requirements (30 TAC § 122.145)
						per one-hour block period from any flare, vent, pressure relief valve, cooling tower, or any combination.		§ 115.726(j)(1) § 115.726(j)(2)	
XLD09A	EP	R5121	VOC	30 TAC Chapter 115, Vent Gas Controls	§ 115.122(a)(2) § 115.121(a)(2) § 115.122(a)(2)(A) § 60.18	Any vent gas streams affected by §115.121(a)(2) of this title must be controlled properly with a control efficiency of at least 98% or to a VOC concentration of no more than 20 ppmv (on a dry basis corrected to 3.0% oxygen for combustion devices).	[G]§ 115.125 § 115.126(1) § 115.126(1)(B) § 115.126(2) § 115.126(7)	§ 115.126 § 115.126(1) § 115.126(1)(B) § 115.126(2)	None
XLD09B	EP	R5720	Highly Reactive VOC	30 TAC Chapter 115, HRVOC Vent Gas	§ 115.722(c)(1) § 115.722(c)(3) § 115.722(d) § 115.722(d)(1) § 115.722(d)(2)	HRVOC emissions at each site located in Harris County that is subject to this division or Division 2 of this subchapter must not exceed 1,200 pounds of HRVOC per one-hour block period from any flare, vent, pressure relief valve, cooling tower, or any combination.	§ 115.725(n)	§ 115.726(d)(1) § 115.726(d)(2) § 115.726(d)(3) § 115.726(d)(4) [G]§ 115.726(h) § 115.726(i) § 115.726(j)(1) § 115.726(j)(2)	§ 115.725(n)
XLD09B	EP	R5121	VOC	30 TAC Chapter 115, Vent Gas Controls	§ 115.122(a)(2) § 115.121(a)(2) § 115.122(a)(2)(A) § 60.18	Any vent gas streams affected by §115.121(a)(2) of this title must be controlled properly with a control efficiency of at least 98% or to a VOC concentration of no more than 20 ppmv (on a dry basis corrected to 3.0% oxygen for combustion devices).	[G]§ 115.125 § 115.126(1) § 115.126(1)(B) § 115.126(2) § 115.126(7)	§ 115.126 § 115.126(1) § 115.126(1)(B) § 115.126(2)	None

**Applicable Requirements Summary**

Unit Group Process ID No.	Unit Group Process Type	SOP Index No.	Pollutant	State Rule or Federal Regulation Name	Emission Limitation, Standard or Equipment Specification Citation	Textual Description (See Special Term and Condition 1.B.)	Monitoring And Testing Requirements	Recordkeeping Requirements (30 TAC § 122.144)	Reporting Requirements (30 TAC § 122.145)
XMD17A	EP	R5720	Highly Reactive VOC	30 TAC Chapter 115, HRVOC Vent Gas	§ 115.722(c)(1) § 115.722(c)(3) § 115.722(d) § 115.722(d)(1) § 115.722(d)(2)	HRVOC emissions at each site located in Harris County that is subject to this division or Division 2 of this subchapter must not exceed 1,200 pounds of HRVOC per one-hour block period from any flare, vent, pressure relief valve, cooling tower, or any combination.	§ 115.725(n)	§ 115.726(d)(1) § 115.726(d)(2) § 115.726(d)(3) § 115.726(d)(4) [G]§ 115.726(h) § 115.726(i) § 115.726(j)(1) § 115.726(j)(2)	§ 115.725(n)
XMD17A	EP	R5121	VOC	30 TAC Chapter 115, Vent Gas Controls	§ 115.122(a)(2) § 115.121(a)(2) § 115.122(a)(2)(A) § 60.18	Any vent gas streams affected by §115.121(a)(2) of this title must be controlled properly with a control efficiency of at least 98% or to a VOC concentration of no more than 20 ppmv (on a dry basis corrected to 3.0% oxygen for combustion devices).	[G]§ 115.125 § 115.126(1) § 115.126(1)(B) § 115.126(2) § 115.126(7)	§ 115.126 § 115.126(1) § 115.126(1)(B) § 115.126(2)	None
XMD17B	EP	R5720	Highly Reactive VOC	30 TAC Chapter 115, HRVOC Vent Gas	§ 115.722(c)(1) § 115.722(c)(3) § 115.722(d) § 115.722(d)(1) § 115.722(d)(2)	HRVOC emissions at each site located in Harris County that is subject to this division or Division 2 of this subchapter must not exceed 1,200 pounds of HRVOC per one-hour block period from any flare, vent, pressure relief valve, cooling tower, or any combination.	§ 115.725(n)	§ 115.726(d)(1) § 115.726(d)(2) § 115.726(d)(3) § 115.726(d)(4) [G]§ 115.726(h) § 115.726(i) § 115.726(j)(1) § 115.726(j)(2)	§ 115.725(n)
XMD17B	EP	R5121	VOC	30 TAC Chapter 115, Vent Gas Controls	§ 115.122(a)(2) § 115.121(a)(2) § 115.122(a)(2)(A) § 60.18	Any vent gas streams affected by §115.121(a)(2) of this title must be controlled properly with a control efficiency of at least	[G]§ 115.125 § 115.126(1) § 115.126(1)(B) § 115.126(2) § 115.126(7)	§ 115.126 § 115.126(1) § 115.126(1)(B) § 115.126(2)	None

**Applicable Requirements Summary**

Unit Group Process ID No.	Unit Group Process Type	SOP Index No.	Pollutant	State Rule or Federal Regulation Name	Emission Limitation, Standard or Equipment Specification Citation	Textual Description (See Special Term and Condition 1.B.)	Monitoring And Testing Requirements	Recordkeeping Requirements (30 TAC § 122.144)	Reporting Requirements (30 TAC § 122.145)
						98% or to a VOC concentration of no more than 20 ppmv (on a dry basis corrected to 3.0% oxygen for combustion devices).			
XMD17C	EP	R5720	Highly Reactive VOC	30 TAC Chapter 115, HRVOC Vent Gas	§ 115.722(c)(1) § 115.722(c)(3) § 115.722(d) § 115.722(d)(1) § 115.722(d)(2)	HRVOC emissions at each site located in Harris County that is subject to this division or Division 2 of this subchapter must not exceed 1,200 pounds of HRVOC per one-hour block period from any flare, vent, pressure relief valve, cooling tower, or any combination.	§ 115.725(n)	§ 115.726(d)(1) § 115.726(d)(2) § 115.726(d)(3) § 115.726(d)(4) [G]§ 115.726(h) § 115.726(i) § 115.726(j)(1) § 115.726(j)(2)	§ 115.725(n)
XMD17C	EP	R5121	VOC	30 TAC Chapter 115, Vent Gas Controls	§ 115.122(a)(2) § 115.121(a)(2) § 115.122(a)(2)(A) § 60.18	Any vent gas streams affected by §115.121(a)(2) of this title must be controlled properly with a control efficiency of at least 98% or to a VOC concentration of no more than 20 ppmv (on a dry basis corrected to 3.0% oxygen for combustion devices).	[G]§ 115.125 § 115.126(1) § 115.126(1)(B) § 115.126(2) § 115.126(7)	§ 115.126 § 115.126(1) § 115.126(1)(B) § 115.126(2)	None
XMD17D	EP	R5720	Highly Reactive VOC	30 TAC Chapter 115, HRVOC Vent Gas	§ 115.722(c)(1) § 115.722(c)(3) § 115.722(d) § 115.722(d)(1) § 115.722(d)(2)	HRVOC emissions at each site located in Harris County that is subject to this division or Division 2 of this subchapter must not exceed 1,200 pounds of HRVOC per one-hour block period from any flare, vent, pressure relief valve, cooling tower, or any	§ 115.725(n)	§ 115.726(d)(1) § 115.726(d)(2) § 115.726(d)(3) § 115.726(d)(4) [G]§ 115.726(h) § 115.726(i) § 115.726(j)(1) § 115.726(j)(2)	§ 115.725(n)

**Applicable Requirements Summary**

Unit Group Process ID No.	Unit Group Process Type	SOP Index No.	Pollutant	State Rule or Federal Regulation Name	Emission Limitation, Standard or Equipment Specification Citation	Textual Description (See Special Term and Condition 1.B.)	Monitoring And Testing Requirements	Recordkeeping Requirements (30 TAC § 122.144)	Reporting Requirements (30 TAC § 122.145)
						combination.			
XMD17D	EP	R5121	VOC	30 TAC Chapter 115, Vent Gas Controls	§ 115.122(a)(2) § 115.121(a)(2) § 115.122(a)(2)(A) § 60.18	Any vent gas streams affected by §115.121(a)(2) of this title must be controlled properly with a control efficiency of at least 98% or to a VOC concentration of no more than 20 ppmv (on a dry basis corrected to 3.0% oxygen for combustion devices).	[G]§ 115.125 § 115.126(1) § 115.126(1)(B) § 115.126(2) § 115.126(7)	§ 115.126 § 115.126(1) § 115.126(1)(B) § 115.126(2)	None
XMLTK02	EU	R5111-1	VOC	30 TAC Chapter 115, Storage of VOCs	§ 115.111(a)(1)	Except as provided in § 115.118, a storage tank storing VOC with a true vapor pressure less than 1.5 psia is exempt from the requirements of this division.	[G]§ 115.117	§ 115.118(a)(1) § 115.118(a)(5) § 115.118(a)(7)	None
XPROCSE WER	EU	R5142	VOC	30 TAC Chapter 115, Industrial Wastewater	§ 115.147(2) [G]§ 115.142(4) [G]§ 115.148	An owner or operator may exempt from control requirements of §115.142 one or more affected VOC wastewater streams for which the total annual VOC loading is less than or equal to 10 Mg (11.03 tons).	§ 115.145 § 115.145(1) § 115.145(10) [G]§ 115.145(2) [G]§ 115.145(3) § 115.145(4) § 115.145(5) § 115.145(6) § 115.145(7) § 115.145(9) [G]§ 115.148	§ 115.146(1) § 115.146(3) § 115.146(4)	[G]§ 115.142(4)
XVC01-RES	EP	R5121	VOC	30 TAC Chapter 115, Vent Gas Controls	§ 115.127(a)(4)(C) [G]§ 115.122(a)(4) § 115.127(a)(4)	Any reactor process or distillation operation vent gas stream with a flow rate less than 0.388 standard cubic feet per minute or a VOC concentration less than 500 ppmv is exempt	[G]§ 115.125 § 115.126(2) § 115.126(3)(D)	§ 115.126 § 115.126(2) § 115.126(3) § 115.126(3)(D)	None

**Applicable Requirements Summary**

Unit Group Process ID No.	Unit Group Process Type	SOP Index No.	Pollutant	State Rule or Federal Regulation Name	Emission Limitation, Standard or Equipment Specification Citation	Textual Description (See Special Term and Condition 1.B.)	Monitoring And Testing Requirements	Recordkeeping Requirements (30 TAC § 122.144)	Reporting Requirements (30 TAC § 122.145)
						from the requirements of §115.121(a)(2)(A) of this title.			
XVC01-VE	EP	R5121	VOC	30 TAC Chapter 115, Vent Gas Controls	§ 115.127(a)(4)(C) [G]§ 115.122(a)(4) § 115.127(a)(4)	Any reactor process or distillation operation vent gas stream with a flow rate less than 0.388 standard cubic feet per minute or a VOC concentration less than 500 ppmv is exempt from the requirements of §115.121(a)(2)(A) of this title.	[G]§ 115.125 § 115.126(2) § 115.126(3)(D)	§ 115.126 § 115.126(2) § 115.126(3) § 115.126(3)(D)	None
XXAB-DEC	EP	R5121	VOC	30 TAC Chapter 115, Vent Gas Controls	§ 115.127(a)(2)(A) [G]§ 115.122(a)(4) § 115.127(a)(2)	A vent gas stream having a combined weight of volatile organic compounds (VOC) equal to or less than 100 pounds in any continuous 24-hour period is exempt from §115.121(a)(1) of this title.	[G]§ 115.125 § 115.126(2)	§ 115.126 § 115.126(2) § 115.126(4)	None
XXAB-DEC	EU	63YY	112(B) HAPS	40 CFR Part 63, Subpart YY	§ 63.1103(e)-Table 7(j) § 63.1103(e)(3) [G]§ 63.1103(e)(7) [G]§ 63.1103(e)(8)	For a decoking operation associated with an ethylene cracking furnace, comply with requirements specified in § 63.1103(e)(7)-(8).	§ 63.1103(e)(7)(i) § 63.1103(e)(7)(ii) § 63.1103(e)(7)(iii) § 63.1103(e)(7)(iv) [G]§ 63.1103(e)(8) § 63.1103-Table 7(j) [G]§ 63.7(a)(4) [G]§ 63.7(c) § 63.7(e)(4) [G]§ 63.7(g)(2)	[G]§ 63.10(b)(2)(vi) § 63.1103-Table 7(j) § 63.1109(a) § 63.1109(b) § 63.1109(c) § 63.1109(d) [G]§ 63.1109(h)	§ 63.1103-Table 7(j) [G]§ 63.1110(a) [G]§ 63.1110(b) [G]§ 63.1110(c) [G]§ 63.1110(d) § 63.1110(e) § 63.1110(e)(1) § 63.1110(e)(2) § 63.1110(e)(3) [G]§ 63.1110(e)(7) [G]§ 63.1110(f) [G]§ 63.1110(g) [G]§ 63.1110(h)
XXCD-DEC	EP	R5121	VOC	30 TAC Chapter 115, Vent Gas Controls	§ 115.127(a)(2)(A) [G]§ 115.122(a)(4) § 115.127(a)(2)	A vent gas stream having a combined weight of volatile organic compounds (VOC)	[G]§ 115.125 § 115.126(2)	§ 115.126 § 115.126(2) § 115.126(4)	None

**Applicable Requirements Summary**

Unit Group Process ID No.	Unit Group Process Type	SOP Index No.	Pollutant	State Rule or Federal Regulation Name	Emission Limitation, Standard or Equipment Specification Citation	Textual Description (See Special Term and Condition 1.B.)	Monitoring And Testing Requirements	Recordkeeping Requirements (30 TAC § 122.144)	Reporting Requirements (30 TAC § 122.145)
						equal to or less than 100 pounds in any continuous 24-hour period is exempt from §115.121(a)(1) of this title.			
XXCD-DEC	EU	63YY	112(B) HAPS	40 CFR Part 63, Subpart YY	§ 63.1103(e)-Table 7(j) § 63.1103(e)(3) [G]§ 63.1103(e)(7) [G]§ 63.1103(e)(8)	For a decoking operation associated with an ethylene cracking furnace, comply with requirements specified in § 63.1103(e)(7)-(8).	§ 63.1103(e)(7)(i) § 63.1103(e)(7)(ii) § 63.1103(e)(7)(iii) § 63.1103(e)(7)(iv) [G]§ 63.1103(e)(8) § 63.1103-Table 7(j) [G]§ 63.7(a)(4) [G]§ 63.7(c) § 63.7(e)(4) [G]§ 63.7(g)(2)	[G]§ 63.10(b)(2)(vi) § 63.1103-Table 7(j) § 63.1109(a) § 63.1109(b) § 63.1109(c) § 63.1109(d) [G]§ 63.1109(h)	§ 63.1103-Table 7(j) [G]§ 63.1110(a) [G]§ 63.1110(b) [G]§ 63.1110(c) [G]§ 63.1110(d) § 63.1110(e) § 63.1110(e)(1) § 63.1110(e)(2) § 63.1110(e)(3) [G]§ 63.1110(e)(7) [G]§ 63.1110(f) [G]§ 63.1110(g) [G]§ 63.1110(h)
XXEF-DEC	EP	R5121	VOC	30 TAC Chapter 115, Vent Gas Controls	§ 115.127(a)(2)(A) [G]§ 115.122(a)(4) § 115.127(a)(2)	A vent gas stream having a combined weight of volatile organic compounds (VOC) equal to or less than 100 pounds in any continuous 24-hour period is exempt from §115.121(a)(1) of this title.	[G]§ 115.125 § 115.126(2)	§ 115.126 § 115.126(2) § 115.126(4)	None
XXEF-DEC	EU	63YY	112(B) HAPS	40 CFR Part 63, Subpart YY	§ 63.1103(e)-Table 7(j) § 63.1103(e)(3) [G]§ 63.1103(e)(7) [G]§ 63.1103(e)(8)	For a decoking operation associated with an ethylene cracking furnace, comply with requirements specified in § 63.1103(e)(7)-(8).	§ 63.1103(e)(7)(i) § 63.1103(e)(7)(ii) § 63.1103(e)(7)(iii) § 63.1103(e)(7)(iv) [G]§ 63.1103(e)(8) § 63.1103-Table 7(j) [G]§ 63.7(a)(4) [G]§ 63.7(c) § 63.7(e)(4) [G]§ 63.7(g)(2)	[G]§ 63.10(b)(2)(vi) § 63.1103-Table 7(j) § 63.1109(a) § 63.1109(b) § 63.1109(c) § 63.1109(d) [G]§ 63.1109(h)	§ 63.1103-Table 7(j) [G]§ 63.1110(a) [G]§ 63.1110(b) [G]§ 63.1110(c) [G]§ 63.1110(d) § 63.1110(e) § 63.1110(e)(1) § 63.1110(e)(2) § 63.1110(e)(3) [G]§ 63.1110(e)(7) [G]§ 63.1110(f) [G]§ 63.1110(g)



**Applicable Requirements Summary**

Unit Group Process ID No.	Unit Group Process Type	SOP Index No.	Pollutant	State Rule or Federal Regulation Name	Emission Limitation, Standard or Equipment Specification Citation	Textual Description (See Special Term and Condition 1.B.)	Monitoring And Testing Requirements	Recordkeeping Requirements (30 TAC § 122.144)	Reporting Requirements (30 TAC § 122.145)
									[G]§ 63.1110(h)
XXFUELVT	EP	R5720-2	Highly Reactive VOC	30 TAC Chapter 115, HRVOC Vent Gas	§ 115.722(c)(1) § 115.722(c)(3) § 115.725(a)(2)(A) § 115.725(a)(2)(B) § 115.725(a)(2)(C) § 115.725(a)(2)(D) § 115.725(a)(3) [G]§ 115.725(a)(4) § 115.725(a)(7) § 115.725(a)(7)(C) [G]§ 115.725(l) [G]§ 115.726(a)(2)	HRVOC emissions at each site located in Harris County that is subject to this division or Division 2 of this subchapter must not exceed 1,200 pounds of HRVOC per one-hour block period from any flare, vent, pressure relief valve, cooling tower, or any combination.	§ 115.725(a) § 115.725(a)(2)(A) § 115.725(a)(2)(B) § 115.725(a)(2)(C) § 115.725(a)(2)(D) § 115.725(a)(3) § 115.725(a)(3)(B) [G]§ 115.725(a)(4) § 115.725(a)(5) [G]§ 115.725(a)(7)(A) § 115.725(a)(7)(B) § 115.725(a)(7)(C) [G]§ 115.725(l) § 115.725(n)	§ 115.726(b)(1) § 115.726(b)(2) § 115.726(b)(3) [G]§ 115.726(h) § 115.726(i) § 115.726(j)(1) § 115.726(j)(2)	[G]§ 115.725(a)(4) § 115.725(a)(5) [G]§ 115.725(a)(7)(A) § 115.725(a)(7)(B) § 115.725(n) [G]§ 115.726(a)(2)
XXGH-DEC	EP	R5121	VOC	30 TAC Chapter 115, Vent Gas Controls	§ 115.127(a)(2)(A) [G]§ 115.122(a)(4) § 115.127(a)(2)	A vent gas stream having a combined weight of volatile organic compounds (VOC) equal to or less than 100 pounds in any continuous 24-hour period is exempt from §115.121(a)(1) of this title.	[G]§ 115.125 § 115.126(2)	§ 115.126 § 115.126(2) § 115.126(4)	None
XXGH-DEC	EU	63YY	112(B) HAPS	40 CFR Part 63, Subpart YY	§ 63.1103(e)-Table 7(j) § 63.1103(e)(3) [G]§ 63.1103(e)(7) [G]§ 63.1103(e)(8)	For a decoking operation associated with an ethylene cracking furnace, comply with requirements specified in § 63.1103(e)(7)-(8).	§ 63.1103(e)(7)(i) § 63.1103(e)(7)(ii) § 63.1103(e)(7)(iii) § 63.1103(e)(7)(iv) [G]§ 63.1103(e)(8) § 63.1103-Table 7(j) [G]§ 63.7(a)(4) [G]§ 63.7(c) § 63.7(e)(4) [G]§ 63.7(g)(2)	[G]§ 63.10(b)(2)(vi) § 63.1103-Table 7(j) § 63.1109(a) § 63.1109(b) § 63.1109(c) § 63.1109(d) [G]§ 63.1109(h)	§ 63.1103-Table 7(j) [G]§ 63.1110(a) [G]§ 63.1110(b) [G]§ 63.1110(c) [G]§ 63.1110(d) § 63.1110(e) § 63.1110(e)(1) § 63.1110(e)(2) § 63.1110(e)(3) [G]§ 63.1110(e)(7) [G]§ 63.1110(f) [G]§ 63.1110(g) [G]§ 63.1110(h)

**Applicable Requirements Summary**

Unit Group Process ID No.	Unit Group Process Type	SOP Index No.	Pollutant	State Rule or Federal Regulation Name	Emission Limitation, Standard or Equipment Specification Citation	Textual Description (See Special Term and Condition 1.B.)	Monitoring And Testing Requirements	Recordkeeping Requirements (30 TAC § 122.144)	Reporting Requirements (30 TAC § 122.145)
XXZD10	EU	R5112-1	VOC	30 TAC Chapter 115, Storage of VOCs	§ 115.112(e)(1) § 115.112(e)(3) § 115.112(e)(3)(C) § 60.18	No person shall place, store, or hold VOC in any storage tank unless the storage tank is capable of maintaining working pressure sufficient at all times to prevent any vapor or gas loss to the atmosphere or is in compliance with the control requirements specified in Table 1 of this paragraph for VOC other than crude oil and condensate or Table 2 of subsection (a)(1) of this paragraph for crude oil and condensate.	§ 115.115(a) § 115.115(a)(6) § 115.116(a)(2) [G]§ 115.117	§ 115.118(a)(4) § 115.118(a)(4)(F) § 115.118(a)(5) § 115.118(a)(7)	None
XXZD10	EU	R5112-1A	VOC	30 TAC Chapter 115, Storage of VOCs	§ 115.113 § 115.910	Alternate means of compliance with the applicable control requirements or exemption criteria in this division may be approved per 30 TAC §115.910, if emission reductions are substantially equal.	None	None	None
XXZD12	EU	R5112-1	VOC	30 TAC Chapter 115, Storage of VOCs	§ 115.112(e)(1) § 115.112(e)(3) § 115.112(e)(3)(C) § 60.18	No person shall place, store, or hold VOC in any storage tank unless the storage tank is capable of maintaining working pressure sufficient at all times to prevent any vapor or gas loss to the atmosphere or is in compliance with the control requirements specified in Table 1 of this paragraph for	§ 115.115(a) § 115.115(a)(6) § 115.116(a)(2) [G]§ 115.117	§ 115.118(a)(4) § 115.118(a)(4)(F) § 115.118(a)(5) § 115.118(a)(7)	None

**Applicable Requirements Summary**

Unit Group Process ID No.	Unit Group Process Type	SOP Index No.	Pollutant	State Rule or Federal Regulation Name	Emission Limitation, Standard or Equipment Specification Citation	Textual Description (See Special Term and Condition 1.B.)	Monitoring And Testing Requirements	Recordkeeping Requirements (30 TAC § 122.144)	Reporting Requirements (30 TAC § 122.145)
						VOC other than crude oil and condensate or Table 2 of subsection (a)(1) of this paragraph for crude oil and condensate.			
XXZD12	EU	R5112-1A	VOC	30 TAC Chapter 115, Storage of VOCs	§ 115.113 § 115.910	Alternate means of compliance with the applicable control requirements or exemption criteria in this division may be approved per 30 TAC §115.910, if emission reductions are substantially equal.	None	None	None
XXZD12	EU	60Kb-7	VOC	40 CFR Part 60, Subpart Kb	§ 60.110b(a)	Except for §60.110b(b), this subpart applies to vessels with a capacity greater than or equal to 75 cubic meters (19,800 gal) used to store VOLs for which construction/reconstruction/ modification began after 7/23/84.	§ 60.116b(a) § 60.116b(b) § 60.116b(c) § 60.116b(d) § 60.116b(e) § 60.116b(e)(1) [G]§ 60.116b(e)(3)	§ 60.116b(a) § 60.116b(b) § 60.116b(c)	§ 60.116b(d)
XZA06	EU	R5142	VOC	30 TAC Chapter 115, Industrial Wastewater	§ 115.147(2) [G]§ 115.142(4) [G]§ 115.148	An owner or operator may exempt from control requirements of §115.142 one or more affected VOC wastewater streams for which the total annual VOC loading is less than or equal to 10 Mg (11.03 tons).	§ 115.145 § 115.145(1) § 115.145(10) [G]§ 115.145(2) [G]§ 115.145(3) § 115.145(4) § 115.145(5) § 115.145(6) § 115.145(7) § 115.145(9) [G]§ 115.148	§ 115.146(1) § 115.146(3) § 115.146(4)	[G]§ 115.142(4)
XZA07	EU	R5142	VOC	30 TAC Chapter 115, Industrial Wastewater	§ 115.147(2) [G]§ 115.142(4) [G]§ 115.148	An owner or operator may exempt from control requirements of §115.142	§ 115.145 § 115.145(1) § 115.145(10)	§ 115.146(1) § 115.146(3) § 115.146(4)	[G]§ 115.142(4)

**Applicable Requirements Summary**

Unit Group Process ID No.	Unit Group Process Type	SOP Index No.	Pollutant	State Rule or Federal Regulation Name	Emission Limitation, Standard or Equipment Specification Citation	Textual Description (See Special Term and Condition 1.B.)	Monitoring And Testing Requirements	Recordkeeping Requirements (30 TAC § 122.144)	Reporting Requirements (30 TAC § 122.145)
						one or more affected VOC wastewater streams for which the total annual VOC loading is less than or equal to 10 Mg (11.03 tons).	[G]§ 115.145(2) [G]§ 115.145(3) § 115.145(4) § 115.145(5) § 115.145(6) § 115.145(7) § 115.145(9) [G]§ 115.148		
XZD05	EP	R5720	Highly Reactive VOC	30 TAC Chapter 115, HRVOC Vent Gas	§ 115.722(c)(1) § 115.722(c)(3) § 115.725(a)(2)(A) § 115.725(a)(2)(B) § 115.725(a)(2)(C) § 115.725(a)(2)(D) § 115.725(a)(3) [G]§ 115.725(a)(4) § 115.725(a)(7) § 115.725(a)(7)(C) [G]§ 115.725(l) [G]§ 115.726(a)(2)	HRVOC emissions at each site located in Harris County that is subject to this division or Division 2 of this subchapter must not exceed 1,200 pounds of HRVOC per one-hour block period from any flare, vent, pressure relief valve, cooling tower, or any combination.	§ 115.725(a) § 115.725(a)(2)(A) § 115.725(a)(2)(B) § 115.725(a)(2)(C) § 115.725(a)(2)(D) § 115.725(a)(3) § 115.725(a)(3)(A) [G]§ 115.725(a)(4) § 115.725(a)(5) [G]§ 115.725(a)(7)(A) § 115.725(a)(7)(B) § 115.725(a)(7)(C) [G]§ 115.725(l) § 115.725(n)	§ 115.726(b)(1) § 115.726(b)(2) § 115.726(b)(3) [G]§ 115.726(h) § 115.726(i) § 115.726(j)(1) § 115.726(j)(2)	[G]§ 115.725(a)(4) § 115.725(a)(5) [G]§ 115.725(a)(7)(A) § 115.725(a)(7)(B) § 115.725(n)
XZD05	EP	R5121-1	VOC	30 TAC Chapter 115, Vent Gas Controls	§ 115.122(a)(2) § 115.121(a)(2) § 115.122(a)(2)(A) § 60.18	Any vent gas streams affected by §115.121(a)(2) of this title must be controlled properly with a control efficiency of at least 98% or to a VOC concentration of no more than 20 ppmv (on a dry basis corrected to 3.0% oxygen for combustion devices).	[G]§ 115.125 § 115.126(1) § 115.126(1)(B) § 115.126(2) § 115.126(7)	§ 115.126 § 115.126(1) § 115.126(1)(B) § 115.126(2)	None
XZD06	EP	R5720	Highly Reactive VOC	30 TAC Chapter 115, HRVOC Vent Gas	§ 115.722(c)(1) § 115.722(c)(3) § 115.725(a)(2)(A) § 115.725(a)(2)(B)	HRVOC emissions at each site located in Harris County that is subject to this division or Division 2 of this	§ 115.725(a) § 115.725(a)(2)(A) § 115.725(a)(2)(B) § 115.725(a)(2)(C)	§ 115.726(b)(1) § 115.726(b)(2) § 115.726(b)(3) [G]§ 115.726(h)	[G]§ 115.725(a)(4) § 115.725(a)(5) [G]§ 115.725(a)(7)(A) § 115.725(a)(7)(B)

**Applicable Requirements Summary**

Unit Group Process ID No.	Unit Group Process Type	SOP Index No.	Pollutant	State Rule or Federal Regulation Name	Emission Limitation, Standard or Equipment Specification Citation	Textual Description (See Special Term and Condition 1.B.)	Monitoring And Testing Requirements	Recordkeeping Requirements (30 TAC § 122.144)	Reporting Requirements (30 TAC § 122.145)
					§ 115.725(a)(2)(C) § 115.725(a)(2)(D) § 115.725(a)(3) [G]§ 115.725(a)(4) § 115.725(a)(7) § 115.725(a)(7)(C) [G]§ 115.725(l) [G]§ 115.726(a)(2)	subchapter must not exceed 1,200 pounds of HRVOC per one-hour block period from any flare, vent, pressure relief valve, cooling tower, or any combination.	§ 115.725(a)(2)(D) § 115.725(a)(3) § 115.725(a)(3)(A) [G]§ 115.725(a)(4) § 115.725(a)(5) [G]§ 115.725(a)(7)(A) § 115.725(a)(7)(B) § 115.725(a)(7)(C) [G]§ 115.725(l) § 115.725(n)	§ 115.726(i) § 115.726(j)(1) § 115.726(j)(2)	§ 115.725(n)
XZD06	EU	R5142	VOC	30 TAC Chapter 115, Industrial Wastewater	§ 115.142(1) § 115.142 § 115.142(1)(A) § 115.142(1)(B) § 115.142(1)(C) § 115.142(1)(E) § 115.142(1)(G) [G]§ 115.142(1)(H) [G]§ 115.148	The wastewater component shall meet the specified control requirements.	[G]§ 115.142(1)(H) [G]§ 115.144(1) § 115.144(3)(H) § 115.144(5) § 115.145 § 115.145(1) § 115.145(10) [G]§ 115.145(2) [G]§ 115.145(3) § 115.145(4) § 115.145(5) § 115.145(6) § 115.145(7) § 115.145(9) [G]§ 115.148	[G]§ 115.142(1)(H) § 115.144(3)(H) § 115.146(1) § 115.146(2) § 115.146(3) § 115.146(4)	None
XZD06	EP	R5121-1	VOC	30 TAC Chapter 115, Vent Gas Controls	§ 115.122(a)(2) § 115.121(a)(2) § 115.122(a)(2)(A) § 60.18	Any vent gas streams affected by §115.121(a)(2) of this title must be controlled properly with a control efficiency of at least 98% or to a VOC concentration of no more than 20 ppmv (on a dry basis corrected to 3.0% oxygen for combustion devices).	[G]§ 115.125 § 115.126(1) § 115.126(1)(B) § 115.126(2) § 115.126(7)	§ 115.126 § 115.126(1) § 115.126(1)(B) § 115.126(2)	None
XZD08	EP	R5720	Highly	30 TAC Chapter	§ 115.722(c)(1)	HRVOC emissions at each	§ 115.725(a)	§ 115.726(b)(1)	[G]§ 115.725(a)(4)

**Applicable Requirements Summary**

Unit Group Process ID No.	Unit Group Process Type	SOP Index No.	Pollutant	State Rule or Federal Regulation Name	Emission Limitation, Standard or Equipment Specification Citation	Textual Description (See Special Term and Condition 1.B.)	Monitoring And Testing Requirements	Recordkeeping Requirements (30 TAC § 122.144)	Reporting Requirements (30 TAC § 122.145)
			Reactive VOC	115, HRVOC Vent Gas	§ 115.722(c)(3) § 115.725(a)(2)(A) § 115.725(a)(2)(B) § 115.725(a)(2)(C) § 115.725(a)(2)(D) § 115.725(a)(3) [G]§ 115.725(a)(4) § 115.725(a)(7) § 115.725(a)(7)(C) [G]§ 115.725(l) [G]§ 115.726(a)(2)	site located in Harris County that is subject to this division or Division 2 of this subchapter must not exceed 1,200 pounds of HRVOC per one-hour block period from any flare, vent, pressure relief valve, cooling tower, or any combination.	§ 115.725(a)(2)(A) § 115.725(a)(2)(B) § 115.725(a)(2)(C) § 115.725(a)(2)(D) § 115.725(a)(3) § 115.725(a)(3)(A) [G]§ 115.725(a)(4) § 115.725(a)(5) [G]§ 115.725(a)(7)(A) § 115.725(a)(7)(B) § 115.725(a)(7)(C) [G]§ 115.725(l) § 115.725(n)	§ 115.726(b)(2) § 115.726(b)(3) [G]§ 115.726(h) § 115.726(i) § 115.726(j)(1) § 115.726(j)(2)	§ 115.725(a)(5) [G]§ 115.725(a)(7)(A) § 115.725(a)(7)(B) § 115.725(n)
XZD08	EU	R5142	VOC	30 TAC Chapter 115, Industrial Wastewater	§ 115.142(1) § 115.142 § 115.142(1)(A) § 115.142(1)(B) § 115.142(1)(C) § 115.142(1)(E) § 115.142(1)(G) [G]§ 115.142(1)(H) [G]§ 115.148	The wastewater component shall meet the specified control requirements.	[G]§ 115.142(1)(H) [G]§ 115.144(1) § 115.144(3)(H) § 115.146(1) § 115.146(2) § 115.146(3) § 115.146(4) § 115.145 § 115.145(1) § 115.145(10) [G]§ 115.145(2) [G]§ 115.145(3) § 115.145(4) § 115.145(5) § 115.145(6) § 115.145(7) § 115.145(9) [G]§ 115.148	[G]§ 115.142(1)(H) § 115.144(3)(H) § 115.146(1) § 115.146(2) § 115.146(3) § 115.146(4)	None
XZD08	EP	R5121-1	VOC	30 TAC Chapter 115, Vent Gas Controls	§ 115.122(a)(2) § 115.121(a)(2) § 115.122(a)(2)(A) § 60.18	Any vent gas streams affected by §115.121(a)(2) of this title must be controlled properly with a control efficiency of at least 98% or to a VOC concentration of no more than 20 ppmv (on a dry basis corrected to 3.0%	[G]§ 115.125 § 115.126(1) § 115.126(1)(B) § 115.126(2) § 115.126(7)	§ 115.126 § 115.126(1) § 115.126(1)(B) § 115.126(2)	None

**Applicable Requirements Summary**

Unit Group Process ID No.	Unit Group Process Type	SOP Index No.	Pollutant	State Rule or Federal Regulation Name	Emission Limitation, Standard or Equipment Specification Citation	Textual Description (See Special Term and Condition 1.B.)	Monitoring And Testing Requirements	Recordkeeping Requirements (30 TAC § 122.144)	Reporting Requirements (30 TAC § 122.145)
						oxygen for combustion devices).			
XZD09	EP	R5720	Highly Reactive VOC	30 TAC Chapter 115, HRVOC Vent Gas	§ 115.722(c)(1) § 115.722(c)(3) § 115.725(a)(2)(A) § 115.725(a)(2)(B) § 115.725(a)(2)(C) § 115.725(a)(2)(D) § 115.725(a)(3) [G]§ 115.725(a)(4) § 115.725(a)(7) § 115.725(a)(7)(C) [G]§ 115.725(l) [G]§ 115.726(a)(2)	HRVOC emissions at each site located in Harris County that is subject to this division or Division 2 of this subchapter must not exceed 1,200 pounds of HRVOC per one-hour block period from any flare, vent, pressure relief valve, cooling tower, or any combination.	§ 115.725(a) § 115.725(a)(2)(A) § 115.725(a)(2)(B) § 115.725(a)(2)(C) § 115.725(a)(2)(D) § 115.725(a)(3) § 115.725(a)(3)(A) [G]§ 115.725(a)(4) § 115.725(a)(5) [G]§ 115.725(a)(7)(A) § 115.725(a)(7)(B) § 115.725(a)(7)(C) [G]§ 115.725(l) § 115.725(n)	§ 115.726(b)(1) § 115.726(b)(2) § 115.726(b)(3) [G]§ 115.726(h) § 115.726(i) § 115.726(j)(1) § 115.726(j)(2)	[G]§ 115.725(a)(4) § 115.725(a)(5) [G]§ 115.725(a)(7)(A) § 115.725(a)(7)(B) § 115.725(n)
XZD09	EP	R5121-1	VOC	30 TAC Chapter 115, Vent Gas Controls	§ 115.122(a)(2) § 115.121(a)(2) § 115.122(a)(2)(A) § 60.18	Any vent gas streams affected by §115.121(a)(2) of this title must be controlled properly with a control efficiency of at least 98% or to a VOC concentration of no more than 20 ppmv (on a dry basis corrected to 3.0% oxygen for combustion devices).	[G]§ 115.125 § 115.126(1) § 115.126(1)(B) § 115.126(2) § 115.126(7)	§ 115.126 § 115.126(1) § 115.126(1)(B) § 115.126(2)	None
XZD09	EP	R5121-2	VOC	30 TAC Chapter 115, Vent Gas Controls	§ 115.122(a)(2) § 115.121(a)(2) § 115.122(a)(2)(B)	Any vent gas streams affected by §115.121(a)(2) of this title must be controlled properly with a control efficiency of at least 98% or to a VOC concentration of no more than 20 ppmv (on a dry basis corrected to 3.0% oxygen for combustion	[G]§ 115.125 § 115.126(1) § 115.126(1)(C) § 115.126(2) ** See Periodic Monitoring Summary	§ 115.126 § 115.126(1) § 115.126(1)(C) § 115.126(2)	None

**Applicable Requirements Summary**

Unit Group Process ID No.	Unit Group Process Type	SOP Index No.	Pollutant	State Rule or Federal Regulation Name	Emission Limitation, Standard or Equipment Specification Citation	Textual Description (See Special Term and Condition 1.B.)	Monitoring And Testing Requirements	Recordkeeping Requirements (30 TAC § 122.144)	Reporting Requirements (30 TAC § 122.145)
						devices).			
XZD10	EU	R5112-1	VOC	30 TAC Chapter 115, Storage of VOCs	§ 115.112(e)(1) § 115.112(e)(3) § 115.112(e)(3)(C) § 60.18	No person shall place, store, or hold VOC in any storage tank unless the storage tank is capable of maintaining working pressure sufficient at all times to prevent any vapor or gas loss to the atmosphere or is in compliance with the control requirements specified in Table 1 of this paragraph for VOC other than crude oil and condensate or Table 2 of subsection (a)(1) of this paragraph for crude oil and condensate.	§ 115.115(a) § 115.115(a)(6) § 115.116(a)(2) [G]§ 115.117	§ 115.118(a)(4) § 115.118(a)(4)(F) § 115.118(a)(5) § 115.118(a)(7)	None
XZD12	EU	R5112-1	VOC	30 TAC Chapter 115, Storage of VOCs	§ 115.112(e)(1) § 115.112(e)(3) § 115.112(e)(3)(C) § 60.18	No person shall place, store, or hold VOC in any storage tank unless the storage tank is capable of maintaining working pressure sufficient at all times to prevent any vapor or gas loss to the atmosphere or is in compliance with the control requirements specified in Table 1 of this paragraph for VOC other than crude oil and condensate or Table 2 of subsection (a)(1) of this paragraph for crude oil and condensate.	§ 115.115(a) § 115.115(a)(6) § 115.116(a)(2) [G]§ 115.117	§ 115.118(a)(4) § 115.118(a)(4)(F) § 115.118(a)(5) § 115.118(a)(7)	None
XZD13	EU	R5142	VOC	30 TAC Chapter 115, Industrial Wastewater	§ 115.142(1) § 115.142 § 115.142(1)(A)	The wastewater component shall meet the specified control requirements.	[G]§ 115.142(1)(H) [G]§ 115.144(1) § 115.144(3)(A)	[G]§ 115.142(1)(H) § 115.144(3)(A) § 115.146(1)	None



**Applicable Requirements Summary**

Unit Group Process ID No.	Unit Group Process Type	SOP Index No.	Pollutant	State Rule or Federal Regulation Name	Emission Limitation, Standard or Equipment Specification Citation	Textual Description (See Special Term and Condition 1.B.)	Monitoring And Testing Requirements	Recordkeeping Requirements (30 TAC § 122.144)	Reporting Requirements (30 TAC § 122.145)
					§ 115.142(1)(B) § 115.142(1)(C) § 115.142(1)(E) § 115.142(1)(G) [G]§ 115.142(1)(H) [G]§ 115.148		§ 115.144(5) § 115.145 § 115.145(1) § 115.145(10) [G]§ 115.145(2) [G]§ 115.145(3) § 115.145(4) § 115.145(5) § 115.145(6) § 115.145(7) § 115.145(9) [G]§ 115.148	§ 115.146(2) § 115.146(3) § 115.146(4)	
XZL06	EU	R5142	VOC	30 TAC Chapter 115, Industrial Wastewater	§ 115.147(2) [G]§ 115.142(4) [G]§ 115.148	An owner or operator may exempt from control requirements of §115.142 one or more affected VOC wastewater streams for which the total annual VOC loading is less than or equal to 10 Mg (11.03 tons).	§ 115.145 § 115.145(1) § 115.145(10) [G]§ 115.145(2) [G]§ 115.145(3) § 115.145(4) § 115.145(5) § 115.145(6) § 115.145(7) § 115.145(9) [G]§ 115.148	§ 115.146(1) § 115.146(3) § 115.146(4)	[G]§ 115.142(4)
XZL07	EU	R5142	VOC	30 TAC Chapter 115, Industrial Wastewater	§ 115.142(1) § 115.142 § 115.142(1)(A) § 115.142(1)(B) § 115.142(1)(C) § 115.142(1)(E) § 115.142(1)(G) [G]§ 115.142(1)(H) [G]§ 115.148	The wastewater component shall meet the specified control requirements.	[G]§ 115.142(1)(H) [G]§ 115.144(1) § 115.144(3)(D) § 115.144(5) § 115.145 § 115.145(1) § 115.145(10) [G]§ 115.145(2) [G]§ 115.145(3) § 115.145(4) § 115.145(5) § 115.145(6) § 115.145(7) § 115.145(9) [G]§ 115.148	[G]§ 115.142(1)(H) § 115.144(3)(D) § 115.146(1) § 115.146(2) § 115.146(3) § 115.146(4)	None

**Applicable Requirements Summary**

Unit Group Process ID No.	Unit Group Process Type	SOP Index No.	Pollutant	State Rule or Federal Regulation Name	Emission Limitation, Standard or Equipment Specification Citation	Textual Description (See Special Term and Condition 1.B.)	Monitoring And Testing Requirements	Recordkeeping Requirements (30 TAC § 122.144)	Reporting Requirements (30 TAC § 122.145)
XZL08	EU	R5142	VOC	30 TAC Chapter 115, Industrial Wastewater	§ 115.147(2) [G]§ 115.142(4) [G]§ 115.148	An owner or operator may exempt from control requirements of §115.142 one or more affected VOC wastewater streams for which the total annual VOC loading is less than or equal to 10 Mg (11.03 tons).	§ 115.145 § 115.145(1) § 115.145(10) [G]§ 115.145(2) [G]§ 115.145(3) § 115.145(4) § 115.145(5) § 115.145(6) § 115.145(7) § 115.145(9) [G]§ 115.148	§ 115.146(1) § 115.146(3) § 115.146(4)	[G]§ 115.142(4)
XZL16	EU	R7300	Exempt	30 TAC Chapter 117, Subchapter B	§ 117.303(a)(6)(D) [G]§ 117.310(f)	Units exempted from the provisions of this division, except as specified in §§117.310(f), 117.340(j), 117.345(f)(6) and (10), 117.350(c)(1), and 117.354(a)(5), include stationary gas turbines and stationary internal combustion engines that are used exclusively in emergency situations, except that operation for testing or maintenance purposes is allowed for up to 52 hours per year, based on a rolling 12-month average.	§ 117.8140(a) § 117.8140(a)(3)	§ 117.340(j) § 117.345(f) [G]§ 117.345(f)(10) [G]§ 117.345(f)(6)	None
XZLTK16	EU	R5112	VOC	30 TAC Chapter 115, Storage of VOCs	§ 115.111(a)(1)	Except as provided in § 115.118, a storage tank storing VOC with a true vapor pressure less than 1.5 psia is exempt from the requirements of this division.	[G]§ 115.117	§ 115.118(a)(1) § 115.118(a)(5) § 115.118(a)(7)	None
XZTK01	EU	115.142-CARB	VOC	30 TAC Chapter 115, Industrial	§ 115.142(1) § 115.142	The wastewater component shall meet the specified	[G]§ 115.142(1)(H) [G]§ 115.144(1)	[G]§ 115.142(1)(H) § 115.144(3)(D)	None

**Applicable Requirements Summary**

Unit Group Process ID No.	Unit Group Process Type	SOP Index No.	Pollutant	State Rule or Federal Regulation Name	Emission Limitation, Standard or Equipment Specification Citation	Textual Description (See Special Term and Condition 1.B.)	Monitoring And Testing Requirements	Recordkeeping Requirements (30 TAC § 122.144)	Reporting Requirements (30 TAC § 122.145)
				Wastewater	§ 115.142(1)(A) § 115.142(1)(B) § 115.142(1)(C) § 115.142(1)(E) § 115.142(1)(G) [G]§ 115.142(1)(H) [G]§ 115.148	control requirements.	§ 115.144(3)(D) § 115.144(5) § 115.145 § 115.145(1) § 115.145(10) [G]§ 115.145(2) [G]§ 115.145(3) § 115.145(4) § 115.145(5) § 115.145(6) § 115.145(7) § 115.145(9) [G]§ 115.148	§ 115.146(1) § 115.146(2) § 115.146(3) § 115.146(4)	
XZTK01	EU	115.142-ENCLNC	VOC	30 TAC Chapter 115, Industrial Wastewater	§ 115.142(1) § 115.142 § 115.142(1)(A) § 115.142(1)(B) § 115.142(1)(C) § 115.142(1)(E) § 115.142(1)(G) [G]§ 115.142(1)(H) [G]§ 115.148	The wastewater component shall meet the specified control requirements.	[G]§ 115.142(1)(H) [G]§ 115.144(1) § 115.144(3)(A) § 115.144(5) § 115.145 § 115.145(1) § 115.145(10) [G]§ 115.145(2) [G]§ 115.145(3) § 115.145(4) § 115.145(5) § 115.145(6) § 115.145(7) § 115.145(9) [G]§ 115.148	[G]§ 115.142(1)(H) § 115.144(3)(A) § 115.146(1) § 115.146(2) § 115.146(3) § 115.146(4)	None
XZTK01	EU	R5112	VOC	30 TAC Chapter 115, Storage of VOCs	§ 115.112(e)(1) § 115.112(e)(3) § 115.112(e)(3)(B)	No person shall place, store, or hold VOC in any storage tank unless the storage tank is capable of maintaining working pressure sufficient at all times to prevent any vapor or gas loss to the atmosphere or is in compliance with the control	§ 115.115(a) [G]§ 115.115(a)(5) [G]§ 115.117	§ 115.118(a)(4) § 115.118(a)(4)(E) § 115.118(a)(5) § 115.118(a)(7)	None

**Applicable Requirements Summary**

Unit Group Process ID No.	Unit Group Process Type	SOP Index No.	Pollutant	State Rule or Federal Regulation Name	Emission Limitation, Standard or Equipment Specification Citation	Textual Description (See Special Term and Condition 1.B.)	Monitoring And Testing Requirements	Recordkeeping Requirements (30 TAC § 122.144)	Reporting Requirements (30 TAC § 122.145)
						requirements specified in Table 1 of this paragraph for VOC other than crude oil and condensate or Table 2 of subsection (a)(1) of this paragraph for crude oil and condensate.			
XZTK01	EU	61FF-CRBCN	Benzene	40 CFR Part 61, Subpart FF	§ 61.343(a)(1) § 61.343(a)(1)(i)(A) § 61.343(a)(1)(i)(B) § 61.343(c) § 61.343(d) § 61.349(a) § 61.349(a)(1)(i) § 61.349(a)(1)(ii) § 61.349(a)(1)(ii)(B) § 61.349(a)(1)(iii) § 61.349(a)(1)(iv) § 61.349(a)(2)(ii) § 61.349(b) § 61.349(e) § 61.349(f) § 61.349(g)	The owner or operator shall install, operate, and maintain a fixed-roof and closed-vent system that routes all organic vapors vented from the tank to a control device.	§ 61.343(a)(1)(i)(A) § 61.343(c) § 61.349(a)(1)(i) § 61.349(a)(1)(ii) § 61.349(e) § 61.349(f) § 61.354(d) § 61.354(f)(1) [G]§ 61.355(h)	§ 61.349(a)(1)(ii) § 61.356(d) § 61.356(f) § 61.356(f)(1) § 61.356(f)(2) § 61.356(f)(2)(i) § 61.356(f)(2)(i)(G) § 61.356(g) § 61.356(h) § 61.356(j) § 61.356(j)(1) § 61.356(j)(10) § 61.356(j)(2) § 61.356(j)(3) § 61.356(j)(3)(i)	None
XZTK01	EU	61FF-FURN	Benzene	40 CFR Part 61, Subpart FF	§ 61.343(a)(1) § 61.340(d) § 61.343(a)(1)(i)(A) § 61.343(a)(1)(i)(B) § 61.343(c) § 61.343(d)	The owner or operator shall install, operate, and maintain a fixed-roof and closed-vent system that routes all organic vapors vented from the tank to a control device.	§ 61.343(a)(1)(i)(A) § 61.343(c)	§ 61.356(d) § 61.356(g)	None
XZTK01-1	EU	R5212-6	VOC	30 TAC Chapter 115, Loading and Unloading of VOC	§ 115.212(a)(1) § 115.212(a)(1)(B) § 115.212(a)(3)(A) § 115.212(a)(3)(A)(i) § 115.212(a)(3)(B) [G]§ 115.212(a)(3)(C)	At operations other than gasoline terminals, gasoline bulk plants, and marine terminals, vapors from loading VOC with a true vapor pressure of 0.5 psia or greater must be controlled by one of the	§ 115.212(a)(3)(B) § 115.214(a)(1)(A) § 115.214(a)(1)(A)(i) § 115.214(a)(1)(A)(ii) § 115.214(a)(1)(A)(iii)	§ 115.216 § 115.216(2) § 115.216(3)(A) § 115.216(3)(A)(i) § 115.216(3)(A)(ii) § 115.216(3)(A)(iii) § 115.216(3)(B)	None

**Applicable Requirements Summary**

Unit Group Process ID No.	Unit Group Process Type	SOP Index No.	Pollutant	State Rule or Federal Regulation Name	Emission Limitation, Standard or Equipment Specification Citation	Textual Description (See Special Term and Condition 1.B.)	Monitoring And Testing Requirements	Recordkeeping Requirements (30 TAC § 122.144)	Reporting Requirements (30 TAC § 122.145)
					§ 115.212(a)(3)(E) § 115.214(a)(1)(B) § 115.214(a)(1)(C)	methods specified in § 115.212(a)(1)(A)-(C).	§ 115.215 § 115.215(1) § 115.215(10) [G]§ 115.215(2) § 115.215(4) § 115.215(9)		
XZTK02	EU	115.142-CARB	VOC	30 TAC Chapter 115, Industrial Wastewater	§ 115.142(1) § 115.142 § 115.142(1)(A) § 115.142(1)(B) § 115.142(1)(C) § 115.142(1)(E) § 115.142(1)(G) [G]§ 115.142(1)(H) [G]§ 115.148	The wastewater component shall meet the specified control requirements.	[G]§ 115.142(1)(H) [G]§ 115.144(1) § 115.144(3)(D) § 115.144(5) § 115.145 § 115.145(1) § 115.145(10) [G]§ 115.145(2) [G]§ 115.145(3) § 115.145(4) § 115.145(5) § 115.145(6) § 115.145(7) § 115.145(9) [G]§ 115.148	[G]§ 115.142(1)(H) § 115.144(3)(D) § 115.146(1) § 115.146(2) § 115.146(3) § 115.146(4)	None
XZTK02	EU	115.142-ENCLNC	VOC	30 TAC Chapter 115, Industrial Wastewater	§ 115.142(1) § 115.142 § 115.142(1)(A) § 115.142(1)(B) § 115.142(1)(C) § 115.142(1)(E) § 115.142(1)(G) [G]§ 115.142(1)(H) [G]§ 115.148	The wastewater component shall meet the specified control requirements.	[G]§ 115.142(1)(H) [G]§ 115.144(1) § 115.144(3)(A) § 115.144(5) § 115.145 § 115.145(1) § 115.145(10) [G]§ 115.145(2) [G]§ 115.145(3) § 115.145(4) § 115.145(5) § 115.145(6) § 115.145(7) § 115.145(9) [G]§ 115.148	[G]§ 115.142(1)(H) § 115.144(3)(A) § 115.146(1) § 115.146(2) § 115.146(3) § 115.146(4)	None
XZTK02	EU	R5112	VOC	30 TAC Chapter 115, Storage of	§ 115.112(e)(1) § 115.112(e)(3)	No person shall place, store, or hold VOC in any	§ 115.115(a) [G]§ 115.115(a)(5)	§ 115.118(a)(4) § 115.118(a)(4)(E)	None

**Applicable Requirements Summary**

Unit Group Process ID No.	Unit Group Process Type	SOP Index No.	Pollutant	State Rule or Federal Regulation Name	Emission Limitation, Standard or Equipment Specification Citation	Textual Description (See Special Term and Condition 1.B.)	Monitoring And Testing Requirements	Recordkeeping Requirements (30 TAC § 122.144)	Reporting Requirements (30 TAC § 122.145)
				VOCs	§ 115.112(e)(3)(B)	storage tank unless the storage tank is capable of maintaining working pressure sufficient at all times to prevent any vapor or gas loss to the atmosphere or is in compliance with the control requirements specified in Table 1 of this paragraph for VOC other than crude oil and condensate or Table 2 of subsection (a)(1) of this paragraph for crude oil and condensate.	[G]§ 115.117	§ 115.118(a)(5) § 115.118(a)(7)	
XZTK02	EU	61FF-CRBCN	Benzene	40 CFR Part 61, Subpart FF	§ 61.343(a)(1) § 61.343(a)(1)(i)(A) § 61.343(a)(1)(i)(B) § 61.343(c) § 61.343(d) § 61.349(a) § 61.349(a)(1)(i) § 61.349(a)(1)(ii) § 61.349(a)(1)(ii)(B) § 61.349(a)(1)(iii) § 61.349(a)(1)(iv) § 61.349(a)(2)(ii) § 61.349(b) § 61.349(e) § 61.349(f) § 61.349(g)	The owner or operator shall install, operate, and maintain a fixed-roof and closed-vent system that routes all organic vapors vented from the tank to a control device.	§ 61.343(a)(1)(i)(A) § 61.343(c) § 61.349(a)(1)(i) § 61.349(a)(1)(ii) § 61.349(e) § 61.349(f) § 61.354(d) § 61.354(f)(1) [G]§ 61.355(h)	§ 61.349(a)(1)(ii) § 61.356(d) § 61.356(f) § 61.356(f)(1) § 61.356(f)(2) § 61.356(f)(2)(i) § 61.356(f)(2)(i)(G) § 61.356(g) § 61.356(h) § 61.356(j) § 61.356(j)(1) § 61.356(j)(10) § 61.356(j)(2) § 61.356(j)(3) § 61.356(j)(3)(i)	None
XZTK02	EU	61FF-FURN	Benzene	40 CFR Part 61, Subpart FF	§ 61.343(a)(1) § 61.340(d) § 61.343(a)(1)(i)(A) § 61.343(a)(1)(i)(B) § 61.343(c) § 61.343(d)	The owner or operator shall install, operate, and maintain a fixed-roof and closed-vent system that routes all organic vapors vented from the tank to a control device.	§ 61.343(a)(1)(i)(A) § 61.343(c)	§ 61.356(d) § 61.356(g)	None

**Applicable Requirements Summary**

Unit Group Process ID No.	Unit Group Process Type	SOP Index No.	Pollutant	State Rule or Federal Regulation Name	Emission Limitation, Standard or Equipment Specification Citation	Textual Description (See Special Term and Condition 1.B.)	Monitoring And Testing Requirements	Recordkeeping Requirements (30 TAC § 122.144)	Reporting Requirements (30 TAC § 122.145)
XZTK02-1	EU	R5212-6	VOC	30 TAC Chapter 115, Loading and Unloading of VOC	§ 115.212(a)(1) § 115.212(a)(1)(B) § 115.212(a)(3)(A) § 115.212(a)(3)(A)(i) § 115.212(a)(3)(B) [G]§ 115.212(a)(3)(C) § 115.212(a)(3)(E) § 115.214(a)(1)(B) § 115.214(a)(1)(C)	At operations other than gasoline terminals, gasoline bulk plants, and marine terminals, vapors from loading VOC with a true vapor pressure of 0.5 psia or greater must be controlled by one of the methods specified in § 115.212(a)(1)(A)-(C).	§ 115.212(a)(3)(B) § 115.214(a)(1)(A) § 115.214(a)(1)(A)(i) § 115.214(a)(1)(A)(ii) § 115.214(a)(1)(A)(iii) § 115.215 § 115.215(1) § 115.215(10) [G]§ 115.215(2) § 115.215(4) § 115.215(9)	§ 115.216 § 115.216(2) § 115.216(3)(A) § 115.216(3)(A)(i) § 115.216(3)(A)(ii) § 115.216(3)(A)(iii) § 115.216(3)(B)	None
XZTK05	EU	60Kb-6	VOC	40 CFR Part 60, Subpart Kb	§ 60.112b(a)(1) § 60.112b(a)(1)(i) § 60.112b(a)(1)(ii)(C) § 60.112b(a)(1)(iii) § 60.112b(a)(1)(iv) § 60.112b(a)(1)(ix) § 60.112b(a)(1)(v) § 60.112b(a)(1)(vi) § 60.112b(a)(1)(vii) § 60.112b(a)(1)(viii)	Storage vessels specified in §60.112b(a) and equipped with a fixed roof in combination with an internal floating roof shall meet the specifications listed in §60.112b(a)(1)(i)-(ix).	§ 60.113b(a)(1) § 60.113b(a)(2) § 60.113b(a)(4) § 60.113b(a)(5) § 60.116b(a) § 60.116b(b) § 60.116b(e) § 60.116b(e)(1) [G]§ 60.116b(e)(3) § 60.116b(f)(1)	§ 60.115b § 60.115b(a)(2) § 60.116b(a) § 60.116b(b)	§ 60.113b(a)(2) § 60.113b(a)(5) § 60.115b § 60.115b(a)(1) § 60.115b(a)(3)
XZTK05	EU	61FF	Benzene	40 CFR Part 61, Subpart FF	§ 61.351(a) § 60.112b(a)(1) § 60.112b(a)(1)(i) § 60.112b(a)(1)(ii)(C) § 60.112b(a)(1)(iii) § 60.112b(a)(1)(iv) § 60.112b(a)(1)(ix) § 60.112b(a)(1)(v) § 60.112b(a)(1)(vi) § 60.112b(a)(1)(vii) § 60.112b(a)(1)(viii) § 61.351(a)(1)	As an alternative to the standards for tanks specified in § 61.343, an owner or operator may elect to comply with one of the following §61.351(a)(1)-(3):	§ 60.113b(a)(1) § 60.113b(a)(2) § 60.113b(a)(4) § 60.113b(a)(5)	§ 60.115b § 60.115b(a)(2) § 61.356(k)	§ 60.113b(a)(2) § 60.113b(a)(5) § 60.115b § 60.115b(a)(1) § 60.115b(a)(3) § 61.357(e) § 61.357(f)

**Applicable Requirements Summary**

Unit Group Process ID No.	Unit Group Process Type	SOP Index No.	Pollutant	State Rule or Federal Regulation Name	Emission Limitation, Standard or Equipment Specification Citation	Textual Description (See Special Term and Condition 1.B.)	Monitoring And Testing Requirements	Recordkeeping Requirements (30 TAC § 122.144)	Reporting Requirements (30 TAC § 122.145)
					§ 61.351(b)				
XZTK05-1	EU	R5212-3	VOC	30 TAC Chapter 115, Loading and Unloading of VOC	§ 115.217(a)(1) § 115.214(a)(1)(B) § 115.214(a)(1)(D) § 115.214(a)(1)(D)(i)	Vapor pressure (at land-based operations). All land-based loading and unloading of VOC with a true vapor pressure less than 0.5 psia is exempt from the requirements of this division, except as specified.	§ 115.214(a)(1)(A) § 115.214(a)(1)(A)(i) § 115.215 § 115.215(4)	§ 115.216 § 115.216(2) § 115.216(3)(B)	None
XZTK06	EU	R5142	VOC	30 TAC Chapter 115, Industrial Wastewater	[G]§ 115.142(2) § 115.142 [G]§ 115.148	The wastewater component shall be equipped with a floating roof or internal floating cover which meets the requirements listed in §115.142(2)(A)-(F).	§ 115.144(2) § 115.144(2)(B) § 115.144(2)(C) § 115.145 § 115.145(1) § 115.145(10) [G]§ 115.145(2) [G]§ 115.145(3) § 115.145(4) § 115.145(5) § 115.145(6) § 115.145(7) § 115.145(9) [G]§ 115.148	§ 115.146(1) § 115.146(2) § 115.146(3) § 115.146(4)	None
XZTK06	EU	R5112	VOC	30 TAC Chapter 115, Storage of VOCs	§ 115.112(e)(1) § 115.112(e)(2) § 115.112(e)(2)(A) § 115.112(e)(2)(B) § 115.112(e)(2)(C) § 115.112(e)(2)(D) § 115.112(e)(2)(F) [G]§ 115.112(e)(2)(I) § 115.114(a)(1)(A)	No person shall place, store, or hold VOC in any storage tank unless the storage tank is capable of maintaining working pressure sufficient at all times to prevent any vapor or gas loss to the atmosphere or is in compliance with the control requirements specified in Table 1 of this paragraph for VOC other than crude oil and condensate or Table 2	§ 115.114(a)(1) § 115.114(a)(1)(A) [G]§ 115.117	§ 115.118(a)(3) § 115.118(a)(5) § 115.118(a)(6)(C) § 115.118(a)(7)	§ 115.114(a)(1)(B)



**Applicable Requirements Summary**

Unit Group Process ID No.	Unit Group Process Type	SOP Index No.	Pollutant	State Rule or Federal Regulation Name	Emission Limitation, Standard or Equipment Specification Citation	Textual Description (See Special Term and Condition 1.B.)	Monitoring And Testing Requirements	Recordkeeping Requirements (30 TAC § 122.144)	Reporting Requirements (30 TAC § 122.145)
						of subsection (a)(1) of this paragraph for crude oil and condensate.			
XZTK06	EU	60Kb-6	VOC	40 CFR Part 60, Subpart Kb	§ 60.112b(a)(1) § 60.112b(a)(1)(i) § 60.112b(a)(1)(ii)(C) § 60.112b(a)(1)(iii) § 60.112b(a)(1)(iv) § 60.112b(a)(1)(ix) § 60.112b(a)(1)(v) § 60.112b(a)(1)(vi) § 60.112b(a)(1)(vii) § 60.112b(a)(1)(viii)	Storage vessels specified in §60.112b(a) and equipped with a fixed roof in combination with an internal floating roof shall meet the specifications listed in §60.112b(a)(1)(i)-(ix).	§ 60.113b(a)(1) § 60.113b(a)(2) § 60.113b(a)(4) § 60.113b(a)(5) § 60.116b(a) § 60.116b(b) § 60.116b(c) § 60.116b(e) § 60.116b(e)(1) [G]§ 60.116b(e)(3)	§ 60.115b § 60.115b(a)(2) § 60.116b(a) § 60.116b(b) § 60.116b(c)	§ 60.113b(a)(2) § 60.113b(a)(5) § 60.115b § 60.115b(a)(1) § 60.115b(a)(3)
XZTK06	EU	61FF	Benzene	40 CFR Part 61, Subpart FF	§ 61.351(a) § 60.112b(a)(1) § 60.112b(a)(1)(i) § 60.112b(a)(1)(ii)(C) § 60.112b(a)(1)(iii) § 60.112b(a)(1)(iv) § 60.112b(a)(1)(ix) § 60.112b(a)(1)(v) § 60.112b(a)(1)(vi) § 60.112b(a)(1)(vii) § 60.112b(a)(1)(viii) § 61.351(a)(1) § 61.351(b)	As an alternative to the standards for tanks specified in § 61.343, an owner or operator may elect to comply with one of the following §61.351(a)(1)-(3):	§ 60.113b(a)(1) § 60.113b(a)(2) § 60.113b(a)(4) § 60.113b(a)(5)	§ 60.115b § 60.115b(a)(2) § 61.356(k)	§ 60.113b(a)(2) § 60.113b(a)(5) § 60.115b § 60.115b(a)(1) § 60.115b(a)(3) § 61.357(e) § 61.357(f)
XZTK06-1	EU	R5212-3	VOC	30 TAC Chapter 115, Loading and Unloading of VOC	§ 115.217(a)(1) § 115.214(a)(1)(B) § 115.214(a)(1)(D) § 115.214(a)(1)(D)(i)	Vapor pressure (at land-based operations). All land-based loading and unloading of VOC with a true vapor pressure less than 0.5 psia is exempt from the requirements of this division, except as specified.	§ 115.214(a)(1)(A) § 115.214(a)(1)(A)(i) § 115.215 § 115.215(4)	§ 115.216 § 115.216(2) § 115.216(3)(B)	None

**Applicable Requirements Summary**

Unit Group Process ID No.	Unit Group Process Type	SOP Index No.	Pollutant	State Rule or Federal Regulation Name	Emission Limitation, Standard or Equipment Specification Citation	Textual Description (See Special Term and Condition 1.B.)	Monitoring And Testing Requirements	Recordkeeping Requirements (30 TAC § 122.144)	Reporting Requirements (30 TAC § 122.145)
XZTK07	EU	R5112	VOC	30 TAC Chapter 115, Storage of VOCs	§ 115.111(a)(1)	Except as provided in § 115.118, a storage tank storing VOC with a true vapor pressure less than 1.5 psia is exempt from the requirements of this division.	[G]§ 115.117	§ 115.118(a)(1) § 115.118(a)(5) § 115.118(a)(7)	None
XZTK11	EU	R5112	VOC	30 TAC Chapter 115, Storage of VOCs	§ 115.111(a)(1)	Except as provided in § 115.118, a storage tank storing VOC with a true vapor pressure less than 1.5 psia is exempt from the requirements of this division.	[G]§ 115.117	§ 115.118(a)(1) § 115.118(a)(5) § 115.118(a)(7)	None
ZD02	EP	R5720	Highly Reactive VOC	30 TAC Chapter 115, HRVOC Vent Gas	§ 115.722(c)(1) § 115.722(c)(3) § 115.722(d) § 115.722(d)(1) § 115.722(d)(2)	HRVOC emissions at each site located in Harris County that is subject to this division or Division 2 of this subchapter must not exceed 1,200 pounds of HRVOC per one-hour block period from any flare, vent, pressure relief valve, cooling tower, or any combination.	§ 115.725(n)	§ 115.726(d)(1) § 115.726(d)(2) § 115.726(d)(3) § 115.726(d)(4) [G]§ 115.726(h) § 115.726(i) § 115.726(j)(1) § 115.726(j)(2)	§ 115.725(n)
ZD02	EP	R5121	VOC	30 TAC Chapter 115, Vent Gas Controls	§ 115.122(a)(2) § 115.121(a)(2) § 115.122(a)(2)(A) § 60.18	Any vent gas streams affected by §115.121(a)(2) of this title must be controlled properly with a control efficiency of at least 98% or to a VOC concentration of no more than 20 ppmv (on a dry basis corrected to 3.0% oxygen for combustion devices).	[G]§ 115.125 § 115.126(1) § 115.126(1)(B) § 115.126(2) § 115.126(7)	§ 115.126 § 115.126(1) § 115.126(1)(B) § 115.126(2)	None
ZD10	EP	R5720	Highly	30 TAC Chapter	§ 115.722(c)(1)	HRVOC emissions at each	§ 115.725(n)	§ 115.726(d)(1)	§ 115.725(n)

**Applicable Requirements Summary**

Unit Group Process ID No.	Unit Group Process Type	SOP Index No.	Pollutant	State Rule or Federal Regulation Name	Emission Limitation, Standard or Equipment Specification Citation	Textual Description (See Special Term and Condition 1.B.)	Monitoring And Testing Requirements	Recordkeeping Requirements (30 TAC § 122.144)	Reporting Requirements (30 TAC § 122.145)
			Reactive VOC	115, HRVOC Vent Gas	§ 115.722(c)(3) § 115.722(d) § 115.722(d)(1) § 115.722(d)(2)	site located in Harris County that is subject to this division or Division 2 of this subchapter must not exceed 1,200 pounds of HRVOC per one-hour block period from any flare, vent, pressure relief valve, cooling tower, or any combination.		§ 115.726(d)(2) § 115.726(d)(3) § 115.726(d)(4) [G]§ 115.726(h) § 115.726(i) § 115.726(j)(1) § 115.726(j)(2)	
ZD10	EP	R5121	VOC	30 TAC Chapter 115, Vent Gas Controls	§ 115.122(a)(2) § 115.121(a)(2) § 115.122(a)(2)(A) § 60.18	Any vent gas streams affected by §115.121(a)(2) of this title must be controlled properly with a control efficiency of at least 98% or to a VOC concentration of no more than 20 ppmv (on a dry basis corrected to 3.0% oxygen for combustion devices).	[G]§ 115.125 § 115.126(1) § 115.126(1)(B) § 115.126(2) § 115.126(7)	§ 115.126 § 115.126(1) § 115.126(1)(B) § 115.126(2)	None
ZD23	EP	R5720	Highly Reactive VOC	30 TAC Chapter 115, HRVOC Vent Gas	§ 115.722(c)(1) § 115.722(c)(3) § 115.722(d) § 115.722(d)(1) § 115.722(d)(2)	HRVOC emissions at each site located in Harris County that is subject to this division or Division 2 of this subchapter must not exceed 1,200 pounds of HRVOC per one-hour block period from any flare, vent, pressure relief valve, cooling tower, or any combination.	§ 115.725(n)	§ 115.726(d)(1) § 115.726(d)(2) § 115.726(d)(3) § 115.726(d)(4) [G]§ 115.726(h) § 115.726(i) § 115.726(j)(1) § 115.726(j)(2)	§ 115.725(n)
ZD23	EP	R5121	VOC	30 TAC Chapter 115, Vent Gas Controls	§ 115.122(a)(2) § 115.121(a)(2) § 115.122(a)(2)(A) § 60.18	Any vent gas streams affected by §115.121(a)(2) of this title must be controlled properly with a control efficiency of at least 98% or to a VOC	[G]§ 115.125 § 115.126(1) § 115.126(1)(B) § 115.126(2) § 115.126(7)	§ 115.126 § 115.126(1) § 115.126(1)(B) § 115.126(2)	None

**Applicable Requirements Summary**

Unit Group Process ID No.	Unit Group Process Type	SOP Index No.	Pollutant	State Rule or Federal Regulation Name	Emission Limitation, Standard or Equipment Specification Citation	Textual Description (See Special Term and Condition 1.B.)	Monitoring And Testing Requirements	Recordkeeping Requirements (30 TAC § 122.144)	Reporting Requirements (30 TAC § 122.145)
						concentration of no more than 20 ppmv (on a dry basis corrected to 3.0% oxygen for combustion devices).			
ZD32	EP	R5720	Highly Reactive VOC	30 TAC Chapter 115, HRVOC Vent Gas	§ 115.722(c)(1) § 115.722(c)(3) § 115.722(d) § 115.722(d)(1) § 115.722(d)(2)	HRVOC emissions at each site located in Harris County that is subject to this division or Division 2 of this subchapter must not exceed 1,200 pounds of HRVOC per one-hour block period from any flare, vent, pressure relief valve, cooling tower, or any combination.	§ 115.725(n)	§ 115.726(d)(1) § 115.726(d)(2) § 115.726(d)(3) § 115.726(d)(4) [G]§ 115.726(h) § 115.726(i) § 115.726(j)(1) § 115.726(j)(2)	§ 115.725(n)
ZD32	EP	R5121	VOC	30 TAC Chapter 115, Vent Gas Controls	§ 115.122(a)(2) § 115.121(a)(2) § 115.122(a)(2)(A) § 60.18	Any vent gas streams affected by §115.121(a)(2) of this title must be controlled properly with a control efficiency of at least 98% or to a VOC concentration of no more than 20 ppmv (on a dry basis corrected to 3.0% oxygen for combustion devices).	[G]§ 115.125 § 115.126(1) § 115.126(1)(B) § 115.126(2) § 115.126(7)	§ 115.126 § 115.126(1) § 115.126(1)(B) § 115.126(2)	None
ZD34	EP	R5720	Highly Reactive VOC	30 TAC Chapter 115, HRVOC Vent Gas	§ 115.722(c)(1) § 115.722(c)(3) § 115.722(d) § 115.722(d)(1) § 115.722(d)(2)	HRVOC emissions at each site located in Harris County that is subject to this division or Division 2 of this subchapter must not exceed 1,200 pounds of HRVOC per one-hour block period from any flare, vent, pressure relief valve, cooling tower, or any combination.	§ 115.725(n)	§ 115.726(d)(1) § 115.726(d)(2) § 115.726(d)(3) § 115.726(d)(4) [G]§ 115.726(h) § 115.726(i) § 115.726(j)(1) § 115.726(j)(2)	§ 115.725(n)

**Applicable Requirements Summary**

Unit Group Process ID No.	Unit Group Process Type	SOP Index No.	Pollutant	State Rule or Federal Regulation Name	Emission Limitation, Standard or Equipment Specification Citation	Textual Description (See Special Term and Condition 1.B.)	Monitoring And Testing Requirements	Recordkeeping Requirements (30 TAC § 122.144)	Reporting Requirements (30 TAC § 122.145)
ZD34	EP	R5121	VOC	30 TAC Chapter 115, Vent Gas Controls	§ 115.122(a)(2) § 115.121(a)(2) § 115.122(a)(2)(A) § 60.18	Any vent gas streams affected by §115.121(a)(2) of this title must be controlled properly with a control efficiency of at least 98% or to a VOC concentration of no more than 20 ppmv (on a dry basis corrected to 3.0% oxygen for combustion devices).	[G]§ 115.125 § 115.126(1) § 115.126(1)(B) § 115.126(2) § 115.126(7)	§ 115.126 § 115.126(1) § 115.126(1)(B) § 115.126(2)	None
ZD43	EU	R5112-1	VOC	30 TAC Chapter 115, Storage of VOCs	§ 115.112(e)(1) § 115.112(e)(3) § 115.112(e)(3)(C) § 60.18	No person shall place, store, or hold VOC in any storage tank unless the storage tank is capable of maintaining working pressure sufficient at all times to prevent any vapor or gas loss to the atmosphere or is in compliance with the control requirements specified in Table 1 of this paragraph for VOC other than crude oil and condensate or Table 2 of subsection (a)(1) of this paragraph for crude oil and condensate.	§ 115.115(a) § 115.115(a)(6) § 115.116(a)(2) [G]§ 115.117	§ 115.118(a)(4) § 115.118(a)(4)(F) § 115.118(a)(5) § 115.118(a)(7)	None
ZSP26	EP	R5720	Highly Reactive VOC	30 TAC Chapter 115, HRVOC Vent Gas	§ 115.722(c)(1) § 115.722(c)(3) § 115.722(d) § 115.722(d)(1) § 115.722(d)(2)	HRVOC emissions at each site located in Harris County that is subject to this division or Division 2 of this subchapter must not exceed 1,200 pounds of HRVOC per one-hour block period from any flare, vent, pressure relief valve, cooling tower, or any	§ 115.725(n)	§ 115.726(d)(1) § 115.726(d)(2) § 115.726(d)(3) § 115.726(d)(4) [G]§ 115.726(h) § 115.726(i) § 115.726(j)(1) § 115.726(j)(2)	§ 115.725(n)

**Applicable Requirements Summary**

Unit Group Process ID No.	Unit Group Process Type	SOP Index No.	Pollutant	State Rule or Federal Regulation Name	Emission Limitation, Standard or Equipment Specification Citation	Textual Description (See Special Term and Condition 1.B.)	Monitoring And Testing Requirements	Recordkeeping Requirements (30 TAC § 122.144)	Reporting Requirements (30 TAC § 122.145)
						combination.			
ZSP26	EP	R5121	VOC	30 TAC Chapter 115, Vent Gas Controls	§ 115.122(a)(2) § 115.121(a)(2) § 115.122(a)(2)(A) § 60.18	Any vent gas streams affected by §115.121(a)(2) of this title must be controlled properly with a control efficiency of at least 98% or to a VOC concentration of no more than 20 ppmv (on a dry basis corrected to 3.0% oxygen for combustion devices).	[G]§ 115.125 § 115.126(1) § 115.126(1)(B) § 115.126(2) § 115.126(7)	§ 115.126 § 115.126(1) § 115.126(1)(B) § 115.126(2)	None
ZTK05	EU	R5112-3	VOC	30 TAC Chapter 115, Storage of VOCs	§ 115.112(e)(1) § 115.112(e)(2) § 115.112(e)(2)(A) § 115.112(e)(2)(B) § 115.112(e)(2)(C) § 115.112(e)(2)(D) § 115.112(e)(2)(F) [G]§ 115.112(e)(2)(I) § 115.114(a)(1)(A)	No person shall place, store, or hold VOC in any storage tank unless the storage tank is capable of maintaining working pressure sufficient at all times to prevent any vapor or gas loss to the atmosphere or is in compliance with the control requirements specified in Table 1 of this paragraph for VOC other than crude oil and condensate or Table 2 of subsection (a)(1) of this paragraph for crude oil and condensate.	§ 115.114(a)(1) § 115.114(a)(1)(A) [G]§ 115.117	§ 115.118(a)(3) § 115.118(a)(5) § 115.118(a)(6)(C) § 115.118(a)(7)	§ 115.114(a)(1)(B)
ZTK05	EU	60K-4	VOC	40 CFR Part 60, Subpart K	§ 60.112(a)(1)	Storage vessels holding petroleum liquids with a true vapor pressure of 78 mm Hg (1.5 psia) or greater but not greater than 570 mm Hg (11.1 psia) shall have a floating roof, a vapor recovery system, or their equivalents.	§ 60.113(a) § 60.113(b) ** See Periodic Monitoring Summary	§ 60.113(a)	None

**Applicable Requirements Summary**

Unit Group Process ID No.	Unit Group Process Type	SOP Index No.	Pollutant	State Rule or Federal Regulation Name	Emission Limitation, Standard or Equipment Specification Citation	Textual Description (See Special Term and Condition 1.B.)	Monitoring And Testing Requirements	Recordkeeping Requirements (30 TAC § 122.144)	Reporting Requirements (30 TAC § 122.145)
ZTK05	EU	63YY	112(B) HAPS	40 CFR Part 63, Subpart YY	§ 63.1103(e)-Table 7(b)(1)(iii)(A) § 63.1062(a)(1) [G]§ 63.1063(a) [G]§ 63.1063(b) [G]§ 63.1063(e) § 63.1103(e)(10) § 63.1103(e)(10)(i) § 63.1103(e)(10)(ii) § 63.1103(e)(3)	For existing tank with maximum true vapor pressure of total organic HAP greater than or equal to 3.4 kilopascals but less than 76.6 kilopascals; and the capacity of the vessel greater than or equal to 95 cubic meters, comply with the requirements of subpart WW of this part.	[G]§ 63.1063(c) [G]§ 63.1063(d) § 63.1103-Table 7(b)(1)(iii)(A) [G]§ 63.7(a)(4) [G]§ 63.7(c) § 63.7(e)(4) [G]§ 63.7(g)(2)	[G]§ 63.10(b)(2)(vi) § 63.1063(e)(2) [G]§ 63.1065 § 63.1103(e)(10)(iii) § 63.1109(a) § 63.1109(b) § 63.1109(c) § 63.1109(d)	[G]§ 63.1066 [G]§ 63.1110(a) [G]§ 63.1110(b) [G]§ 63.1110(c) [G]§ 63.1110(d) § 63.1110(e) § 63.1110(e)(1) § 63.1110(e)(2) § 63.1110(e)(3) [G]§ 63.1110(f) [G]§ 63.1110(g) [G]§ 63.1110(h)
ZTK06	EU	R5112-3	VOC	30 TAC Chapter 115, Storage of VOCs	§ 115.112(e)(1) § 115.112(e)(2) § 115.112(e)(2)(A) § 115.112(e)(2)(B) § 115.112(e)(2)(C) § 115.112(e)(2)(D) § 115.112(e)(2)(F) [G]§ 115.112(e)(2)(I) § 115.114(a)(1)(A)	No person shall place, store, or hold VOC in any storage tank unless the storage tank is capable of maintaining working pressure sufficient at all times to prevent any vapor or gas loss to the atmosphere or is in compliance with the control requirements specified in Table 1 of this paragraph for VOC other than crude oil and condensate or Table 2 of subsection (a)(1) of this paragraph for crude oil and condensate.	§ 115.114(a)(1) § 115.114(a)(1)(A) [G]§ 115.117	§ 115.118(a)(3) § 115.118(a)(5) § 115.118(a)(6)(C) § 115.118(a)(7)	§ 115.114(a)(1)(B)
ZTK06	EU	60K-4	VOC	40 CFR Part 60, Subpart K	§ 60.112(a)(1)	Storage vessels holding petroleum liquids with a true vapor pressure of 78 mm Hg (1.5 psia) or greater but not greater than 570 mm Hg (11.1 psia) shall have a floating roof, a vapor recovery system, or their equivalents.	§ 60.113(a) § 60.113(b) ** See Periodic Monitoring Summary	§ 60.113(a)	None

**Applicable Requirements Summary**

Unit Group Process ID No.	Unit Group Process Type	SOP Index No.	Pollutant	State Rule or Federal Regulation Name	Emission Limitation, Standard or Equipment Specification Citation	Textual Description (See Special Term and Condition 1.B.)	Monitoring And Testing Requirements	Recordkeeping Requirements (30 TAC § 122.144)	Reporting Requirements (30 TAC § 122.145)
ZTK06	EU	63YY	112(B) HAPS	40 CFR Part 63, Subpart YY	§ 63.1103(e)-Table 7(b)(1)(iii)(A) § 63.1062(a)(1) [G]§ 63.1063(a) [G]§ 63.1063(b) [G]§ 63.1063(e) § 63.1103(e)(10) § 63.1103(e)(10)(i) § 63.1103(e)(10)(ii) § 63.1103(e)(3)	For existing tank with maximum true vapor pressure of total organic HAP greater than or equal to 3.4 kilopascals but less than 76.6 kilopascals; and the capacity of the vessel greater than or equal to 95 cubic meters, comply with the requirements of subpart WW of this part.	[G]§ 63.1063(c) [G]§ 63.1063(d) § 63.1103-Table 7(b)(1)(iii)(A) [G]§ 63.7(a)(4) [G]§ 63.7(c) § 63.7(e)(4) [G]§ 63.7(g)(2)	[G]§ 63.10(b)(2)(vi) § 63.1063(e)(2) [G]§ 63.1065 § 63.1103(e)(10)(iii) § 63.1109(a) § 63.1109(b) § 63.1109(c) § 63.1109(d)	[G]§ 63.1066 [G]§ 63.1110(a) [G]§ 63.1110(b) [G]§ 63.1110(c) [G]§ 63.1110(d) § 63.1110(e) § 63.1110(e)(1) § 63.1110(e)(2) § 63.1110(e)(3) [G]§ 63.1110(f) [G]§ 63.1110(g) [G]§ 63.1110(h)
ZTK07	EU	R5112-3	VOC	30 TAC Chapter 115, Storage of VOCs	§ 115.112(e)(1) § 115.112(e)(2) § 115.112(e)(2)(A) § 115.112(e)(2)(B) § 115.112(e)(2)(C) § 115.112(e)(2)(D) § 115.112(e)(2)(F) [G]§ 115.112(e)(2)(I) § 115.114(a)(1)(A)	No person shall place, store, or hold VOC in any storage tank unless the storage tank is capable of maintaining working pressure sufficient at all times to prevent any vapor or gas loss to the atmosphere or is in compliance with the control requirements specified in Table 1 of this paragraph for VOC other than crude oil and condensate or Table 2 of subsection (a)(1) of this paragraph for crude oil and condensate.	§ 115.114(a)(1) § 115.114(a)(1)(A) [G]§ 115.117	§ 115.118(a)(3) § 115.118(a)(5) § 115.118(a)(6)(C) § 115.118(a)(7)	§ 115.114(a)(1)(B)
ZTK07	EU	60K-4	VOC	40 CFR Part 60, Subpart K	§ 60.112(a)(1)	Storage vessels holding petroleum liquids with a true vapor pressure of 78 mm Hg (1.5 psia) or greater but not greater than 570 mm Hg (11.1 psia) shall have a floating roof, a vapor recovery system, or their equivalents.	§ 60.113(a) § 60.113(b) ** See Periodic Monitoring Summary	§ 60.113(a)	None



**Applicable Requirements Summary**

<b>Unit Group Process ID No.</b>	<b>Unit Group Process Type</b>	<b>SOP Index No.</b>	<b>Pollutant</b>	<b>State Rule or Federal Regulation Name</b>	<b>Emission Limitation, Standard or Equipment Specification Citation</b>	<b>Textual Description (See Special Term and Condition 1.B.)</b>	<b>Monitoring And Testing Requirements</b>	<b>Recordkeeping Requirements (30 TAC § 122.144)</b>	<b>Reporting Requirements (30 TAC § 122.145)</b>
ZTK07	EU	63YY	112(B) HAPS	40 CFR Part 63, Subpart YY	§ 63.1103(e)-Table 7(b)(1)(iii)(A) § 63.1062(a)(1) [G]§ 63.1063(a) [G]§ 63.1063(b) [G]§ 63.1063(e) § 63.1103(e)(10) § 63.1103(e)(10)(i) § 63.1103(e)(10)(ii) § 63.1103(e)(3)	For existing tank with maximum true vapor pressure of total organic HAP greater than or equal to 3.4 kilopascals but less than 76.6 kilopascals; and the capacity of the vessel greater than or equal to 95 cubic meters, comply with the requirements of subpart WW of this part.	[G]§ 63.1063(c) [G]§ 63.1063(d) § 63.1103-Table 7(b)(1)(iii)(A) [G]§ 63.7(a)(4) [G]§ 63.7(c) § 63.7(e)(4) [G]§ 63.7(g)(2)	[G]§ 63.10(b)(2)(vi) § 63.1063(e)(2) [G]§ 63.1065 § 63.1103(e)(10)(iii) § 63.1109(a) § 63.1109(b) § 63.1109(c) § 63.1109(d)	[G]§ 63.1066 [G]§ 63.1110(a) [G]§ 63.1110(b) [G]§ 63.1110(c) [G]§ 63.1110(d) § 63.1110(e) § 63.1110(e)(1) § 63.1110(e)(2) § 63.1110(e)(3) [G]§ 63.1110(f) [G]§ 63.1110(g) [G]§ 63.1110(h)
ZTK08	EU	R5111-1	VOC	30 TAC Chapter 115, Storage of VOCs	§ 115.111(a)(1)	Except as provided in § 115.118, a storage tank storing VOC with a true vapor pressure less than 1.5 psia is exempt from the requirements of this division.	[G]§ 115.117	§ 115.118(a)(1) § 115.118(a)(5) § 115.118(a)(6)(A) § 115.118(a)(7)	None
ZTK09A	EU	R5111-1	VOC	30 TAC Chapter 115, Storage of VOCs	§ 115.111(a)(1)	Except as provided in § 115.118, a storage tank storing VOC with a true vapor pressure less than 1.5 psia is exempt from the requirements of this division.	[G]§ 115.117	§ 115.118(a)(1) § 115.118(a)(5) § 115.118(a)(6)(A) § 115.118(a)(7)	None
ZTK09B	EU	R5111-1	VOC	30 TAC Chapter 115, Storage of VOCs	§ 115.111(a)(1)	Except as provided in § 115.118, a storage tank storing VOC with a true vapor pressure less than 1.5 psia is exempt from the requirements of this division.	[G]§ 115.117	§ 115.118(a)(1) § 115.118(a)(5) § 115.118(a)(6)(A) § 115.118(a)(7)	None
ZTK10	EU	R5111-1	VOC	30 TAC Chapter 115, Storage of VOCs	§ 115.111(a)(1)	Except as provided in § 115.118, a storage tank storing VOC with a true vapor pressure less than	[G]§ 115.117	§ 115.118(a)(1) § 115.118(a)(5) § 115.118(a)(6)(A) § 115.118(a)(7)	None

**Applicable Requirements Summary**

Unit Group Process ID No.	Unit Group Process Type	SOP Index No.	Pollutant	State Rule or Federal Regulation Name	Emission Limitation, Standard or Equipment Specification Citation	Textual Description (See Special Term and Condition 1.B.)	Monitoring And Testing Requirements	Recordkeeping Requirements (30 TAC § 122.144)	Reporting Requirements (30 TAC § 122.145)
						1.5 psia is exempt from the requirements of this division.			
ZTK11	EU	R5111-1	VOC	30 TAC Chapter 115, Storage of VOCs	§ 115.111(a)(1)	Except as provided in § 115.118, a storage tank storing VOC with a true vapor pressure less than 1.5 psia is exempt from the requirements of this division.	[G]§ 115.117	§ 115.118(a)(1) § 115.118(a)(5) § 115.118(a)(6)(A) § 115.118(a)(7)	None
ZTK12A	EU	R5111-1	VOC	30 TAC Chapter 115, Storage of VOCs	§ 115.111(a)(1)	Except as provided in § 115.118, a storage tank storing VOC with a true vapor pressure less than 1.5 psia is exempt from the requirements of this division.	[G]§ 115.117	§ 115.118(a)(1) § 115.118(a)(5) § 115.118(a)(6)(A) § 115.118(a)(7)	None
ZTK13	EU	R5111-1	VOC	30 TAC Chapter 115, Storage of VOCs	§ 115.111(a)(1)	Except as provided in § 115.118, a storage tank storing VOC with a true vapor pressure less than 1.5 psia is exempt from the requirements of this division.	[G]§ 115.117	§ 115.118(a)(1) § 115.118(a)(5) § 115.118(a)(6)(A) § 115.118(a)(7)	None
ZTK13	EU	61FF	Benzene	40 CFR Part 61, Subpart FF	§ 61.343(a)(1) § 61.343(a)(1)(i)(A) § 61.343(a)(1)(i)(B) § 61.343(c) § 61.343(d) § 61.349(a) § 61.349(a)(1)(i) § 61.349(a)(1)(ii) § 61.349(a)(1)(ii)(B) § 61.349(a)(1)(iii) § 61.349(a)(1)(iv) § 61.349(a)(2)(ii) § 61.349(b)	The owner or operator shall install, operate, and maintain a fixed-roof and closed-vent system that routes all organic vapors vented from the tank to a control device.	§ 61.343(a)(1)(i)(A) § 61.343(c) § 61.349(a)(1)(i) § 61.349(a)(1)(ii) § 61.349(e) § 61.349(f) § 61.354(d) § 61.354(f)(1) [G]§ 61.355(h)	§ 61.349(a)(1)(ii) § 61.356(d) § 61.356(f) § 61.356(f)(1) § 61.356(f)(2) § 61.356(f)(2)(i) § 61.356(f)(2)(i)(G) § 61.356(g) § 61.356(h) § 61.356(j) § 61.356(j)(1) § 61.356(j)(10) § 61.356(j)(2)	§ 61.357(d)(7) § 61.357(d)(7)(iv) § 61.357(d)(7)(iv)(l)

**Applicable Requirements Summary**

Unit Group Process ID No.	Unit Group Process Type	SOP Index No.	Pollutant	State Rule or Federal Regulation Name	Emission Limitation, Standard or Equipment Specification Citation	Textual Description (See Special Term and Condition 1.B.)	Monitoring And Testing Requirements	Recordkeeping Requirements (30 TAC § 122.144)	Reporting Requirements (30 TAC § 122.145)
					§ 61.349(e) § 61.349(f) § 61.349(g)			§ 61.356(j)(3) § 61.356(j)(3)(i)	
ZTK13-1	EU	R5212-3	VOC	30 TAC Chapter 115, Loading and Unloading of VOC	§ 115.217(a)(1) § 115.214(a)(1)(B) § 115.214(a)(1)(D) § 115.214(a)(1)(D)(i)	Vapor pressure (at land-based operations). All land-based loading and unloading of VOC with a true vapor pressure less than 0.5 psia is exempt from the requirements of this division, except as specified.	§ 115.214(a)(1)(A) § 115.214(a)(1)(A)(i) § 115.215 § 115.215(4)	§ 115.216 § 115.216(2) § 115.216(3)(B)	None
ZTK13A	EU	R5111-1	VOC	30 TAC Chapter 115, Storage of VOCs	§ 115.111(a)(1)	Except as provided in § 115.118, a storage tank storing VOC with a true vapor pressure less than 1.5 psia is exempt from the requirements of this division.	[G]§ 115.117	§ 115.118(a)(1) § 115.118(a)(5) § 115.118(a)(7)	None
ZTK13A	EU	61FF	Benzene	40 CFR Part 61, Subpart FF	§ 61.343(a)(1) § 61.343(a)(1)(i)(A) § 61.343(a)(1)(i)(B) § 61.343(c) § 61.343(d) § 61.349(a) § 61.349(a)(1)(i) § 61.349(a)(1)(ii) § 61.349(a)(1)(ii)(B) § 61.349(a)(1)(iii) § 61.349(a)(1)(iv) § 61.349(a)(2)(ii) § 61.349(b) § 61.349(e) § 61.349(f) § 61.349(g)	The owner or operator shall install, operate, and maintain a fixed-roof and closed-vent system that routes all organic vapors vented from the tank to a control device.	§ 61.343(a)(1)(i)(A) § 61.343(c) § 61.349(a)(1)(i) § 61.349(a)(1)(ii) § 61.349(e) § 61.349(f) § 61.354(d) § 61.354(f)(1) [G]§ 61.355(h)	§ 61.349(a)(1)(ii) § 61.356(d) § 61.356(f) § 61.356(f)(1) § 61.356(f)(2) § 61.356(f)(2)(i) § 61.356(f)(2)(i)(G) § 61.356(g) § 61.356(h) § 61.356(j) § 61.356(j)(1) § 61.356(j)(10) § 61.356(j)(2) § 61.356(j)(3) § 61.356(j)(3)(i)	§ 61.357(d)(7) § 61.357(d)(7)(iv) § 61.357(d)(7)(iv)(l)
ZTK13B	EU	R5111-1	VOC	30 TAC Chapter 115, Storage of	§ 115.111(a)(1)	Except as provided in § 115.118, a storage tank	[G]§ 115.117	§ 115.118(a)(1) § 115.118(a)(5)	None

**Applicable Requirements Summary**

Unit Group Process ID No.	Unit Group Process Type	SOP Index No.	Pollutant	State Rule or Federal Regulation Name	Emission Limitation, Standard or Equipment Specification Citation	Textual Description (See Special Term and Condition 1.B.)	Monitoring And Testing Requirements	Recordkeeping Requirements (30 TAC § 122.144)	Reporting Requirements (30 TAC § 122.145)
				VOCs		storing VOC with a true vapor pressure less than 1.5 psia is exempt from the requirements of this division.		§ 115.118(a)(7)	
ZTK13B	EU	61FF	Benzene	40 CFR Part 61, Subpart FF	§ 61.343(a)(1) § 61.343(a)(1)(i)(A) § 61.343(a)(1)(i)(B) § 61.343(c) § 61.343(d) § 61.349(a) § 61.349(a)(1)(i) § 61.349(a)(1)(ii) § 61.349(a)(1)(ii)(B) § 61.349(a)(1)(iii) § 61.349(a)(1)(iv) § 61.349(a)(2)(ii) § 61.349(b) § 61.349(e) § 61.349(f) § 61.349(g)	The owner or operator shall install, operate, and maintain a fixed-roof and closed-vent system that routes all organic vapors vented from the tank to a control device.	§ 61.343(a)(1)(i)(A) § 61.343(c) § 61.349(a)(1)(i) § 61.349(a)(1)(ii) § 61.349(e) § 61.349(f) § 61.354(d) § 61.354(f)(1) [G]§ 61.355(h)	§ 61.349(a)(1)(ii) § 61.356(d) § 61.356(f) § 61.356(f)(1) § 61.356(f)(2) § 61.356(f)(2)(i) § 61.356(f)(2)(i)(G) § 61.356(g) § 61.356(h) § 61.356(j) § 61.356(j)(1) § 61.356(j)(10) § 61.356(j)(2) § 61.356(j)(3) § 61.356(j)(3)(i)	§ 61.357(d)(7) § 61.357(d)(7)(iv) § 61.357(d)(7)(iv)(I)
ZTK13C	EU	R5111-1	VOC	30 TAC Chapter 115, Storage of VOCs	§ 115.111(a)(1)	Except as provided in § 115.118, a storage tank storing VOC with a true vapor pressure less than 1.5 psia is exempt from the requirements of this division.	[G]§ 115.117	§ 115.118(a)(1) § 115.118(a)(5) § 115.118(a)(7)	None
ZTK13C	EU	61FF	Benzene	40 CFR Part 61, Subpart FF	§ 61.343(a)(1) § 61.343(a)(1)(i)(A) § 61.343(a)(1)(i)(B) § 61.343(c) § 61.343(d) § 61.349(a) § 61.349(a)(1)(i) § 61.349(a)(1)(ii) § 61.349(a)(1)(ii)(B) § 61.349(a)(1)(iii)	The owner or operator shall install, operate, and maintain a fixed-roof and closed-vent system that routes all organic vapors vented from the tank to a control device.	§ 61.343(a)(1)(i)(A) § 61.343(c) § 61.349(a)(1)(i) § 61.349(a)(1)(ii) § 61.349(e) § 61.349(f) § 61.354(d) § 61.354(f)(1) [G]§ 61.355(h)	§ 61.349(a)(1)(ii) § 61.356(d) § 61.356(f) § 61.356(f)(1) § 61.356(f)(2) § 61.356(f)(2)(i) § 61.356(f)(2)(i)(G) § 61.356(g) § 61.356(h) § 61.356(j)	§ 61.357(d)(7) § 61.357(d)(7)(iv) § 61.357(d)(7)(iv)(I)

**Applicable Requirements Summary**

Unit Group Process ID No.	Unit Group Process Type	SOP Index No.	Pollutant	State Rule or Federal Regulation Name	Emission Limitation, Standard or Equipment Specification Citation	Textual Description (See Special Term and Condition 1.B.)	Monitoring And Testing Requirements	Recordkeeping Requirements (30 TAC § 122.144)	Reporting Requirements (30 TAC § 122.145)
					§ 61.349(a)(1)(iv) § 61.349(a)(2)(ii) § 61.349(b) § 61.349(e) § 61.349(f) § 61.349(g)			§ 61.356(j)(1) § 61.356(j)(10) § 61.356(j)(2) § 61.356(j)(3) § 61.356(j)(3)(i)	
ZTK20	EU	R5111-1	VOC	30 TAC Chapter 115, Storage of VOCs	§ 115.111(a)(1)	Except as provided in § 115.118, a storage tank storing VOC with a true vapor pressure less than 1.5 psia is exempt from the requirements of this division.	[G]§ 115.117	§ 115.118(a)(1) § 115.118(a)(5) § 115.118(a)(6)(A) § 115.118(a)(7)	None
ZTK20	EU	63G	112(B) HAPS	40 CFR Part 63, Subpart G	§ 63.119(a)(3)	Group 2 tanks not using emissions averaging as prescribed by §63.150 shall use record keeping methods in §63.123(a). Not required to comply with §63.119 to §63.123.	None	§ 63.123(a)	§ 63.152(c)(4)(iii)
ZTK25	EU	R5111-1	VOC	30 TAC Chapter 115, Storage of VOCs	§ 115.111(a)(1)	Except as provided in § 115.118, a storage tank storing VOC with a true vapor pressure less than 1.5 psia is exempt from the requirements of this division.	[G]§ 115.117	§ 115.118(a)(1) § 115.118(a)(5) § 115.118(a)(6)(A) § 115.118(a)(7)	None
ZTK25	EU	63G	112(B) HAPS	40 CFR Part 63, Subpart G	§ 63.119(a)(3)	Group 2 tanks not using emissions averaging as prescribed by §63.150 shall use record keeping methods in §63.123(a). Not required to comply with §63.119 to §63.123.	None	§ 63.123(a)	§ 63.152(c)(4)(iii)
ZTK27	EU	R5111-1	VOC	30 TAC Chapter 115, Storage of	§ 115.111(a)(1)	Except as provided in § 115.118, a storage tank	[G]§ 115.117	§ 115.118(a)(1) § 115.118(a)(5)	None

**Applicable Requirements Summary**

<b>Unit Group Process ID No.</b>	<b>Unit Group Process Type</b>	<b>SOP Index No.</b>	<b>Pollutant</b>	<b>State Rule or Federal Regulation Name</b>	<b>Emission Limitation, Standard or Equipment Specification Citation</b>	<b>Textual Description (See Special Term and Condition 1.B.)</b>	<b>Monitoring And Testing Requirements</b>	<b>Recordkeeping Requirements (30 TAC § 122.144)</b>	<b>Reporting Requirements (30 TAC § 122.145)</b>
				VOCs		storing VOC with a true vapor pressure less than 1.5 psia is exempt from the requirements of this division.		§ 115.118(a)(7)	
ZTK28	EU	R5111-1	VOC	30 TAC Chapter 115, Storage of VOCs	§ 115.111(a)(1)	Except as provided in § 115.118, a storage tank storing VOC with a true vapor pressure less than 1.5 psia is exempt from the requirements of this division.	[G]§ 115.117	§ 115.118(a)(1) § 115.118(a)(5) § 115.118(a)(7)	None

**Additional Monitoring Requirements**

**Compliance Assurance Monitoring Summary ..... 422**

**Periodic Monitoring Summary ..... 429**

### CAM Summary

<b>Unit/Group/Process Information</b>	
ID No.: FLAREX-VENT	
Control Device ID No.: FLAREX	Control Device Type: Flare
<b>Applicable Regulatory Requirement</b>	
Name: 30 TAC Chapter 115, Vent Gas Controls	SOP Index No.: R5121
Pollutant: VOC	Main Standard: § 115.122(a)(1)
<b>Monitoring Information</b>	
Indicator: Pilot Flame	
Minimum Frequency: Continuous	
Averaging Period: N/A	
Deviation Limit: Loss of pilot flame	
<p>CAM Text: Monitor the presence of a flare pilot flame using a thermocouple or other equivalent device to detect the presence of a flame or using an alarm that uses a thermocouple or other equivalent device to detect the absence of a flame. Maintain records of alarm events and duration of alarm events. Each monitoring device shall be accurate to within manufacturer's recommendations. Each monitoring device shall be calibrated at a frequency in accordance with the manufacturer's specifications or other written procedures that provide an adequate assurance that the device is calibrated accurately.</p>	



### CAM Summary

<b>Unit/Group/Process Information</b>	
ID No.: FLRHDRXX	
Control Device ID No.: FLAREXX1	Control Device Type: Flare
<b>Applicable Regulatory Requirement</b>	
Name: 30 TAC Chapter 115, Vent Gas Controls	SOP Index No.: R5121-1
Pollutant: VOC	Main Standard: § 115.122(a)(2)
<b>Monitoring Information</b>	
Indicator: Pilot Flame	
Minimum Frequency: Continuous	
Averaging Period: N/A	
Deviation Limit: Loss of pilot flame.	
<p>CAM Text: Monitor the presence of a flare pilot flame using a thermocouple or other equivalent device to detect the presence of a flame or using an alarm that uses a thermocouple or other equivalent device to detect the absence of a flame. Maintain records of alarm events and duration of alarm events. Each monitoring device shall be accurate to within manufacturer's recommendations. Each monitoring device shall be calibrated at a frequency in accordance with the manufacturer's specifications or other written procedures that provide an adequate assurance that the device is calibrated accurately.</p>	

### CAM Summary

<b>Unit/Group/Process Information</b>	
ID No.: FLRHDRXX	
Control Device ID No.: FLAREXX1	Control Device Type: Flare
<b>Applicable Regulatory Requirement</b>	
Name: 30 TAC Chapter 115, Vent Gas Controls	SOP Index No.: R5121-1A
Pollutant: VOC	Main Standard: § 115.123(a)(1)
<b>Monitoring Information</b>	
Indicator: Pilot Flame	
Minimum Frequency: Continuous	
Averaging Period: N/A	
Deviation Limit: Loss of pilot flame.	
<p>CAM Text: Monitor the presence of a flare pilot flame using a thermocouple or other equivalent device to detect the presence of a flame or using an alarm that uses a thermocouple or other equivalent device to detect the absence of a flame. Maintain records of alarm events and duration of alarm events. Each monitoring device shall be accurate to within manufacturer's recommendations. Each monitoring device shall be calibrated at a frequency in accordance with the manufacturer's specifications or other written procedures that provide an adequate assurance that the device is calibrated accurately.</p>	

### CAM Summary

<b>Unit/Group/Process Information</b>	
ID No.: PRIMFL-VENT	
Control Device ID No.: PRIMFL	Control Device Type: Flare
<b>Applicable Regulatory Requirement</b>	
Name: 30 TAC Chapter 115, Vent Gas Controls	SOP Index No.: R5121
Pollutant: VOC	Main Standard: § 115.122(a)(1)
<b>Monitoring Information</b>	
Indicator: Pilot Flame	
Minimum Frequency: Continuous	
Averaging Period: N/A	
Deviation Limit: Loss of pilot flame	
<p>CAM Text: Monitor the presence of a flare pilot flame using a thermocouple or other equivalent device to detect the presence of a flame or using an alarm that uses a thermocouple or other equivalent device to detect the absence of a flame. Maintain records of alarm events and duration of alarm events. Each monitoring device shall be accurate to within manufacturer's recommendations. Each monitoring device shall be calibrated at a frequency in accordance with the manufacturer's specifications or other written procedures that provide an adequate assurance that the device is calibrated accurately.</p>	

### CAM Summary

<b>Unit/Group/Process Information</b>	
ID No.: SECFL-VENT	
Control Device ID No.: SECFL	Control Device Type: Flare
<b>Applicable Regulatory Requirement</b>	
Name: 30 TAC Chapter 115, Vent Gas Controls	SOP Index No.: R5121
Pollutant: VOC	Main Standard: § 115.122(a)(1)
<b>Monitoring Information</b>	
Indicator: Pilot Flame	
Minimum Frequency: Continuous	
Averaging Period: N/A	
Deviation Limit: Loss of pilot flame	
<p>CAM Text: Monitor the presence of a flare pilot flame using a thermocouple or other equivalent device to detect the presence of a flame or using an alarm that uses a thermocouple or other equivalent device to detect the absence of a flame. Maintain records of alarm events and duration of alarm events. Each monitoring device shall be accurate to within manufacturer's recommendations. Each monitoring device shall be calibrated at a frequency in accordance with the manufacturer's specifications or other written procedures that provide an adequate assurance that the device is calibrated accurately.</p>	

### CAM Summary

<b>Unit/Group/Process Information</b>	
ID No.: VOCSYSTEMXX	
Control Device ID No.: XXAF01-ST	Control Device Type: Steam generating unit (boiler)/process heater (design heat input is greater than or equal to 44 megawatts)
Control Device ID No.: XXBF01-ST	Control Device Type: Steam generating unit (boiler)/process heater (design heat input is greater than or equal to 44 megawatts)
Control Device ID No.: XXCF01-ST	Control Device Type: Steam generating unit (boiler)/process heater (design heat input is greater than or equal to 44 megawatts)
<b>Applicable Regulatory Requirement</b>	
Name: 30 TAC Chapter 115, Vent Gas Controls	SOP Index No.: R5121-2
Pollutant: VOC	Main Standard: § 115.122(a)(1)
<b>Monitoring Information</b>	
Indicator: Period of Operation	
Minimum Frequency: N/A	
Averaging Period: N/A	
Deviation Limit: All periods of operation of the steam generating units or process heater that are not recorded.	
CAM Text: Monitor and record the periods of operation of the steam generating units or process heater. The records must be readily available for inspection.	

### CAM Summary

<b>Unit/Group/Process Information</b>	
ID No.: VOCSYSTEMXX	
Control Device ID No.: CRBADS	Control Device Type: Carbon adsorption system (non-regenerative)
<b>Applicable Regulatory Requirement</b>	
Name: 30 TAC Chapter 115, Vent Gas Controls	SOP Index No.: R5121-3
Pollutant: VOC	Main Standard: § 115.122(a)(1)
<b>Monitoring Information</b>	
Indicator: VOC Concentration	
Minimum Frequency: once per day, during times when VOCSYSTEMXX is venting to carbon adsorption.	
Averaging Period: n/a*	
Deviation Limit: During times when VOCSYSTEMXX is venting to carbon adsorption, a VOC concentration at the outlet of the last or final polishing canister in the series of canisters at or exceeding 100 ppmv above background.	
<p>CAM Text: Use a portable analyzer to monitor VOC concentration at the outlet of the first, second canister of the series of canisters but before the inlet to the second, third or final polishing canister in the series, as appropriate. Once breakthrough has been determined with the portable analyzer for the first, second canister, use the portable analyzer to monitor VOC concentration at the outlet of the last or final polishing canister in the series until the first, second canister is replaced. The monitoring device shall be calibrated, operated, and maintained in accordance with the manufacturer's specifications or other written procedures that provide an adequate assurance that the device is calibrated, operated, and maintained accurately. The monitoring device shall meet the requirements of 40 CFR Part 60, Appendix A, Method 21, Sections 2, 3, 4.1, 4.2, and 4.4. However, the words "leak definition" in Method 21 shall be the outlet concentration. The calibration gas shall either be representative of the compounds to be measured or shall be methane, and shall be at a concentration associated with 125 percent of the expected organic compound concentration level for the carbon adsorber outlet vent. The probe inlet of the monitoring device shall be placed at approximately the center of the carbon adsorber vent. The probe shall be held there for at least 5 minutes during which flow into the carbon adsorber is expected to occur. The maximum reading during that period shall be used as the measurement.</p>	

### Periodic Monitoring Summary

<b>Unit/Group/Process Information</b>	
ID No.: BOILERA	
Control Device ID No.: N/A	Control Device Type: N/A
<b>Applicable Regulatory Requirement</b>	
Name: 40 CFR Part 60, Subpart D	SOP Index No.: 60D-1A
Pollutant: NO <sub>x</sub>	Main Standard: § 60.44(a)(1)
<b>Monitoring Information</b>	
Indicator: CEMS	
Minimum Frequency: Continuous	
Averaging Period: Monthly	
Deviation Limit: 0.2 lb/MMBTU	
Periodic Monitoring Text: Boilers at BOP are equipped with Continuous Emission Monitors (CEMS). If NO <sub>x</sub> exceeds 0.2 lb/MMBTU per 60.44(a)(1), the source is determined to be out of compliance, the permit holder shall list this occurrence as a deviation on the next deviation report as required under 30 TAC ' 122.145(2).	

### Periodic Monitoring Summary

<b>Unit/Group/Process Information</b>	
ID No.: BOILERA	
Control Device ID No.: N/A	Control Device Type: N/A
<b>Applicable Regulatory Requirement</b>	
Name: 40 CFR Part 60, Subpart D	SOP Index No.: 60D-1B
Pollutant: NO <sub>x</sub>	Main Standard: § 60.44(a)(1)
<b>Monitoring Information</b>	
Indicator: CEMS	
Minimum Frequency: Continuous	
Averaging Period: Monthly	
Deviation Limit: 0.2 lb/MMBTU	
Periodic Monitoring Text: Boilers at BOP are equipped with Continuous Emission Monitors (CEMS). If NO <sub>x</sub> exceeds 0.2 lb/MMBTU per 60.44(a)(1), the source is determined to be out of compliance, the permit holder shall list this occurrence as a deviation on the next deviation report as required under 30 TAC ' 122.145(2).	



### Periodic Monitoring Summary

<b>Unit/Group/Process Information</b>	
ID No.: BOILERB	
Control Device ID No.: N/A	Control Device Type: N/A
<b>Applicable Regulatory Requirement</b>	
Name: 40 CFR Part 60, Subpart D	SOP Index No.: 60D-1A
Pollutant: NO <sub>x</sub>	Main Standard: § 60.44(a)(1)
<b>Monitoring Information</b>	
Indicator: CEMS	
Minimum Frequency: Continuous	
Averaging Period: Monthly	
Deviation Limit: 0.2 lb/MMBT	
Periodic Monitoring Text: Boilers at BOP are equipped with Continuous Emission Monitors (CEMS). If NO <sub>x</sub> exceeds 0.2 lb/MMBTU per 60.44(a)(1), the source is determined to be out of compliance, the permit holder shall list this occurrence as a deviation on the next deviation report as required under 30 TAC 122.145(2)	

### Periodic Monitoring Summary

<b>Unit/Group/Process Information</b>	
ID No.: BOILERB	
Control Device ID No.: N/A	Control Device Type: N/A
<b>Applicable Regulatory Requirement</b>	
Name: 40 CFR Part 60, Subpart D	SOP Index No.: 60D-1B
Pollutant: NO <sub>x</sub>	Main Standard: § 60.44(a)(1)
<b>Monitoring Information</b>	
Indicator: CEMS	
Minimum Frequency: Continuous	
Averaging Period: Monthly	
Deviation Limit: 0.2 lb/MMBT	
Periodic Monitoring Text: Boilers at BOP are equipped with Continuous Emission Monitors (CEMS). If NO <sub>x</sub> exceeds 0.2 lb/MMBTU per 60.44(a)(1), the source is determined to be out of compliance, the permit holder shall list this occurrence as a deviation on the next deviation report as required under 30 TAC 122.145(2)	

### Periodic Monitoring Summary

<b>Unit/Group/Process Information</b>	
ID No.: BOILERC	
Control Device ID No.: N/A	Control Device Type: N/A
<b>Applicable Regulatory Requirement</b>	
Name: 40 CFR Part 60, Subpart D	SOP Index No.: 60D-1A
Pollutant: NO <sub>x</sub>	Main Standard: § 60.44(a)(1)
<b>Monitoring Information</b>	
Indicator: CEMS	
Minimum Frequency: Continuous	
Averaging Period: Monthly	
Deviation Limit: 0.2 lb/MMBTU	
Periodic Monitoring Text: Boilers at BOP are equipped with Continuous Emission Monitors (CEMS). If NO <sub>x</sub> exceeds 0.2 lb/MMBTU per 60.44(a)(1), the source is determined to be out of compliance, the permit holder shall list this occurrence as a deviation on the next deviation report as required under 30 TAC 122.145(2).	

### Periodic Monitoring Summary

<b>Unit/Group/Process Information</b>	
ID No.: BOILERC	
Control Device ID No.: N/A	Control Device Type: N/A
<b>Applicable Regulatory Requirement</b>	
Name: 40 CFR Part 60, Subpart D	SOP Index No.: 60D-1B
Pollutant: NO <sub>x</sub>	Main Standard: § 60.44(a)(1)
<b>Monitoring Information</b>	
Indicator: CEMS	
Minimum Frequency: Continuous	
Averaging Period: Monthly	
Deviation Limit: 0.2 lb/MMBTU	
Periodic Monitoring Text: Boilers at BOP are equipped with Continuous Emission Monitors (CEMS). If NO <sub>x</sub> exceeds 0.2 lb/MMBTU per 60.44(a)(1), the source is determined to be out of compliance, the permit holder shall list this occurrence as a deviation on the next deviation report as required under 30 TAC 122.145(2).	

### Periodic Monitoring Summary

<b>Unit/Group/Process Information</b>	
ID No.: BOILERD	
Control Device ID No.: N/A	Control Device Type: N/A
<b>Applicable Regulatory Requirement</b>	
Name: 40 CFR Part 60, Subpart D	SOP Index No.: 60D-1A
Pollutant: NO <sub>x</sub>	Main Standard: § 60.44(a)(1)
<b>Monitoring Information</b>	
Indicator: CEMS	
Minimum Frequency: Continuous	
Averaging Period: Monthly	
Deviation Limit: 0.2 lb/MMBTU	
Periodic Monitoring Text: Boilers at BOP are equipped with Continuous Emission Monitors (CEMS). If NO <sub>x</sub> exceeds 0.2 lb/MMBTU per 60.44(a)(1), the source is determined to be out of compliance, the permit holder shall list this occurrence as a deviation on the next deviation report as required under 30 TAC 122.145(2)	

### Periodic Monitoring Summary

<b>Unit/Group/Process Information</b>	
ID No.: BOILERD	
Control Device ID No.: N/A	Control Device Type: N/A
<b>Applicable Regulatory Requirement</b>	
Name: 40 CFR Part 60, Subpart D	SOP Index No.: 60D-1B
Pollutant: NO <sub>x</sub>	Main Standard: § 60.44(a)(1)
<b>Monitoring Information</b>	
Indicator: CEMS	
Minimum Frequency: Continuous	
Averaging Period: Monthly	
Deviation Limit: 0.2 lb/MMBTU	
Periodic Monitoring Text: Boilers at BOP are equipped with Continuous Emission Monitors (CEMS). If NO <sub>x</sub> exceeds 0.2 lb/MMBTU per 60.44(a)(1), the source is determined to be out of compliance, the permit holder shall list this occurrence as a deviation on the next deviation report as required under 30 TAC 122.145(2)	

### Periodic Monitoring Summary

<b>Unit/Group/Process Information</b>	
ID No.: CAF01	
Control Device ID No.: N/A	Control Device Type: N/A
<b>Applicable Regulatory Requirement</b>	
Name: 30 TAC Chapter 111, Visible Emissions	SOP Index No.: R1111-1
Pollutant: Opacity	Main Standard: § 111.111(a)(1)(C)
<b>Monitoring Information</b>	
Indicator: Opacity	
Minimum Frequency: Once per month	
Averaging Period: Six-minutes	
Deviation Limit: > 15 % Opacity	
Periodic Monitoring Text: Opacity shall be monitored, by a certified observer, for at least one, six-minute period in accordance with Title 40 Code of Federal Regulations Part 60 (40 CFR Part 60), Appendix A, Test Method 9. Any opacity readings above the deviation limit shall be reported as a deviation.	

### Periodic Monitoring Summary

<b>Unit/Group/Process Information</b>	
ID No.: CBF01	
Control Device ID No.: N/A	Control Device Type: N/A
<b>Applicable Regulatory Requirement</b>	
Name: 30 TAC Chapter 111, Visible Emissions	SOP Index No.: R1111-1
Pollutant: Opacity	Main Standard: § 111.111(a)(1)(C)
<b>Monitoring Information</b>	
Indicator: Opacity	
Minimum Frequency: Once per month	
Averaging Period: Six-minutes	
Deviation Limit: > 15% Opacity	
Periodic Monitoring Text: Opacity shall be monitored, by a certified observer, for at least one, six-minute period in accordance with Title 40 Code of Federal Regulations Part 60 (40 CFR Part 60), Appendix A, Test Method 9. Any opacity readings above the deviation limit shall be reported as a deviation.	



### Periodic Monitoring Summary

<b>Unit/Group/Process Information</b>	
ID No.: CCF01	
Control Device ID No.: N/A	Control Device Type: N/A
<b>Applicable Regulatory Requirement</b>	
Name: 30 TAC Chapter 111, Visible Emissions	SOP Index No.: R1111-1
Pollutant: Opacity	Main Standard: § 111.111(a)(1)(C)
<b>Monitoring Information</b>	
Indicator: Opacity	
Minimum Frequency: Once per month	
Averaging Period: Six-minutes	
Deviation Limit: > 15% Opacity	
Periodic Monitoring Text: Opacity shall be monitored, by a certified observer, for at least one, six-minute period in accordance with Title 40 Code of Federal Regulations Part 60 (40 CFR Part 60), Appendix A, Test Method 9. Any opacity readings above the deviation limit shall be reported as a deviation.	

### Periodic Monitoring Summary

<b>Unit/Group/Process Information</b>	
ID No.: CDF01	
Control Device ID No.: N/A	Control Device Type: N/A
<b>Applicable Regulatory Requirement</b>	
Name: 30 TAC Chapter 111, Visible Emissions	SOP Index No.: R1111-1
Pollutant: Opacity	Main Standard: § 111.111(a)(1)(C)
<b>Monitoring Information</b>	
Indicator: Opacity	
Minimum Frequency: Once per month	
Averaging Period: Six-minutes	
Deviation Limit: > 15% Opacity	
Periodic Monitoring Text: Opacity shall be monitored, by a certified observer, for at least one, six-minute period in accordance with Title 40 Code of Federal Regulations Part 60 (40 CFR Part 60), Appendix A, Test Method 9. Any opacity readings above the deviation limit shall be reported as a deviation.	

### Periodic Monitoring Summary

<b>Unit/Group/Process Information</b>	
ID No.: CEF01	
Control Device ID No.: N/A	Control Device Type: N/A
<b>Applicable Regulatory Requirement</b>	
Name: 30 TAC Chapter 111, Visible Emissions	SOP Index No.: R1111-1
Pollutant: Opacity	Main Standard: § 111.111(a)(1)(C)
<b>Monitoring Information</b>	
Indicator: Opacity	
Minimum Frequency: Once per month	
Averaging Period: Six-minutes	
Deviation Limit: > 15% Opacity	
Periodic Monitoring Text: Opacity shall be monitored, by a certified observer, for at least one, six-minute period in accordance with Title 40 Code of Federal Regulations Part 60 (40 CFR Part 60), Appendix A, Test Method 9. Any opacity readings above the deviation limit shall be reported as a deviation.	

### Periodic Monitoring Summary

<b>Unit/Group/Process Information</b>	
ID No.: CFF01	
Control Device ID No.: N/A	Control Device Type: N/A
<b>Applicable Regulatory Requirement</b>	
Name: 30 TAC Chapter 111, Visible Emissions	SOP Index No.: R1111-1
Pollutant: Opacity	Main Standard: § 111.111(a)(1)(C)
<b>Monitoring Information</b>	
Indicator: Opacity	
Minimum Frequency: Once per month	
Averaging Period: Six-minutes	
Deviation Limit: > 15% Opacity	
Periodic Monitoring Text: Opacity shall be monitored, by a certified observer, for at least one, six-minute period in accordance with Title 40 Code of Federal Regulations Part 60 (40 CFR Part 60), Appendix A, Test Method 9. Any opacity readings above the deviation limit shall be reported as a deviation.	

### Periodic Monitoring Summary

<b>Unit/Group/Process Information</b>	
ID No.: CGF01	
Control Device ID No.: N/A	Control Device Type: N/A
<b>Applicable Regulatory Requirement</b>	
Name: 30 TAC Chapter 111, Visible Emissions	SOP Index No.: R1111-1
Pollutant: Opacity	Main Standard: § 111.111(a)(1)(C)
<b>Monitoring Information</b>	
Indicator: Opacity	
Minimum Frequency: Once per month	
Averaging Period: Six-minutes	
Deviation Limit: > 15% Opacity	
Periodic Monitoring Text: Opacity shall be monitored, by a certified observer, for at least one, six-minute period in accordance with Title 40 Code of Federal Regulations Part 60 (40 CFR Part 60), Appendix A, Test Method 9. Any opacity readings above the deviation limit shall be reported as a deviation.	

### Periodic Monitoring Summary

<b>Unit/Group/Process Information</b>	
ID No.: CHF01	
Control Device ID No.: N/A	Control Device Type: N/A
<b>Applicable Regulatory Requirement</b>	
Name: 30 TAC Chapter 111, Visible Emissions	SOP Index No.: R1111-1
Pollutant: Opacity	Main Standard: § 111.111(a)(1)(C)
<b>Monitoring Information</b>	
Indicator: Opacity	
Minimum Frequency: Once per month	
Averaging Period: Six-minutes	
Deviation Limit: > 15% Opacity	
Periodic Monitoring Text: Opacity shall be monitored, by a certified observer, for at least one, six-minute period in accordance with Title 40 Code of Federal Regulations Part 60 (40 CFR Part 60), Appendix A, Test Method 9. Any opacity readings above the deviation limit shall be reported as a deviation.	

### Periodic Monitoring Summary

Unit/Group/Process Information	
ID No.: CIF01	
Control Device ID No.: N/A	Control Device Type: N/A
Applicable Regulatory Requirement	
Name: 30 TAC Chapter 111, Visible Emissions	SOP Index No.: R1111-1
Pollutant: Opacity	Main Standard: § 111.111(a)(1)(C)
Monitoring Information	
Indicator: Opacity	
Minimum Frequency: Once per month	
Averaging Period: Six-minutes	
Deviation Limit: > 15% Opacity	
Periodic Monitoring Text: Opacity shall be monitored, by a certified observer, for at least one, six-minute period in accordance with Title 40 Code of Federal Regulations Part 60 (40 CFR Part 60), Appendix A, Test Method 9. Any opacity readings above the deviation limit shall be reported as a deviation.	

### Periodic Monitoring Summary

<b>Unit/Group/Process Information</b>	
ID No.: CJF01	
Control Device ID No.: N/A	Control Device Type: N/A
<b>Applicable Regulatory Requirement</b>	
Name: 30 TAC Chapter 111, Visible Emissions	SOP Index No.: R1111-1
Pollutant: Opacity	Main Standard: § 111.111(a)(1)(C)
<b>Monitoring Information</b>	
Indicator: Opacity	
Minimum Frequency: Once per month	
Averaging Period: Six-minutes	
Deviation Limit: > 15% Opacity	
Periodic Monitoring Text: Opacity shall be monitored, by a certified observer, for at least one, six-minute period in accordance with Title 40 Code of Federal Regulations Part 60 (40 CFR Part 60), Appendix A, Test Method 9. Any opacity readings above the deviation limit shall be reported as a deviation.	



### Periodic Monitoring Summary

<b>Unit/Group/Process Information</b>	
ID No.: COF01	
Control Device ID No.: N/A	Control Device Type: N/A
<b>Applicable Regulatory Requirement</b>	
Name: 30 TAC Chapter 111, Visible Emissions	SOP Index No.: R1111-1
Pollutant: Opacity	Main Standard: § 111.111(a)(1)(C)
<b>Monitoring Information</b>	
Indicator: Opacity	
Minimum Frequency: Once per month	
Averaging Period: Six-minutes	
Deviation Limit: > 15% Opacity	
Periodic Monitoring Text: Opacity shall be monitored, by a certified observer, for at least one, six-minute period in accordance with Title 40 Code of Federal Regulations Part 60 (40 CFR Part 60), Appendix A, Test Method 9. Any opacity readings above the deviation limit shall be reported as a deviation.	

### Periodic Monitoring Summary

<b>Unit/Group/Process Information</b>	
ID No.: CQF01	
Control Device ID No.: N/A	Control Device Type: N/A
<b>Applicable Regulatory Requirement</b>	
Name: 30 TAC Chapter 111, Visible Emissions	SOP Index No.: R1111-1
Pollutant: Opacity	Main Standard: § 111.111(a)(1)(C)
<b>Monitoring Information</b>	
Indicator: Opacity	
Minimum Frequency: Once per month	
Averaging Period: Six-minutes	
Deviation Limit: > 15% Opacity	
Periodic Monitoring Text: Opacity shall be monitored, by a certified observer, for at least one, six-minute period in accordance with Title 40 Code of Federal Regulations Part 60 (40 CFR Part 60), Appendix A, Test Method 9. Any opacity readings above the deviation limit shall be reported as a deviation.	

### Periodic Monitoring Summary

<b>Unit/Group/Process Information</b>	
ID No.: DEGREASERB	
Control Device ID No.: N/A	Control Device Type: N/A
<b>Applicable Regulatory Requirement</b>	
Name: 30 TAC Chapter 115, Degreasing Processes	SOP Index No.: R5412
Pollutant: VOC	Main Standard: § 115.412(1)
<b>Monitoring Information</b>	
Indicator: Visual Inspection	
Minimum Frequency: Monthly	
Averaging Period: N/A	
Deviation Limit: Any monitoring data which indicates that the cold cleaner is not in compliance with the applicable requirements of 30 TAC § 115.412(1)(A)-(F) shall be considered and reported as a deviation	
Periodic Monitoring Text: Inspect equipment and record data monthly to ensure compliance with any applicable requirements in § 115.412(1)(A)-(F). Any monitoring data which indicates that the cold cleaner is not in compliance with the applicable requirements of § 115.412(1)(A)-(F) shall be considered and reported as a deviation.	

### Periodic Monitoring Summary

<b>Unit/Group/Process Information</b>	
ID No.: GRP-XXFURN	
Control Device ID No.: N/A	Control Device Type: N/A
<b>Applicable Regulatory Requirement</b>	
Name: 30 TAC Chapter 111, Visible Emissions	SOP Index No.: R1111-1
Pollutant: Opacity	Main Standard: § 111.111(a)(1)(C)
<b>Monitoring Information</b>	
Indicator: Opacity	
Minimum Frequency: Once per month	
Averaging Period: Six-minutes	
Deviation Limit: > 15% Opacity.	
Periodic Monitoring Text: Opacity shall be monitored, by a certified observer, for at least one, six-minute period in accordance with Title 40 Code of Federal Regulations Part 60 (40 CFR Part 60), Appendix A, Test Method 9. Any opacity readings above the deviation limit shall be reported as a deviation.	

### Periodic Monitoring Summary

<b>Unit/Group/Process Information</b>	
ID No.: HRSG1	
Control Device ID No.: N/A	Control Device Type: N/A
<b>Applicable Regulatory Requirement</b>	
Name: 30 TAC Chapter 111, Visible Emissions	SOP Index No.: R1111-1
Pollutant: Opacity	Main Standard: § 111.111(a)(1)(C)
<b>Monitoring Information</b>	
Indicator: Opacity	
Minimum Frequency: Once per month	
Averaging Period: Six-minutes	
Deviation Limit: > 15% Opacity	
Periodic Monitoring Text: Opacity shall be monitored, by a certified observer, for at least one, six-minute period in accordance with Title 40 Code of Federal Regulations Part 60 (40 CFR Part 60), Appendix A, Test Method 9. Any opacity readings above the deviation limit shall be reported as a deviation.	

### Periodic Monitoring Summary

<b>Unit/Group/Process Information</b>	
ID No.: HRSG2	
Control Device ID No.: N/A	Control Device Type: N/A
<b>Applicable Regulatory Requirement</b>	
Name: 30 TAC Chapter 111, Visible Emissions	SOP Index No.: R1111-1
Pollutant: Opacity	Main Standard: § 111.111(a)(1)(C)
<b>Monitoring Information</b>	
Indicator: Opacity	
Minimum Frequency: Once per month	
Averaging Period: Six-minutes	
Deviation Limit: > 15% Opacity	
Periodic Monitoring Text: Opacity shall be monitored, by a certified observer, for at least one, six-minute period in accordance with Title 40 Code of Federal Regulations Part 60 (40 CFR Part 60), Appendix A, Test Method 9. Any opacity readings above the deviation limit shall be reported as a deviation.	

### Periodic Monitoring Summary

<b>Unit/Group/Process Information</b>	
ID No.: HRSG3	
Control Device ID No.: N/A	Control Device Type: N/A
<b>Applicable Regulatory Requirement</b>	
Name: 30 TAC Chapter 111, Visible Emissions	SOP Index No.: R1111-1
Pollutant: Opacity	Main Standard: § 111.111(a)(1)(C)
<b>Monitoring Information</b>	
Indicator: Opacity	
Minimum Frequency: Once per month	
Averaging Period: Six-minutes	
Deviation Limit: Opacity > 15%	
Periodic Monitoring Text: Opacity shall be monitored, by a certified observer, for at least one, six-minute period in accordance with Title 40 Code of Federal Regulations Part 60 (40 CFR Part 60), Appendix A, Test Method 9. Any opacity readings above the deviation limit shall be reported as a deviation.	

### Periodic Monitoring Summary

<b>Unit/Group/Process Information</b>	
ID No.: HRSG4	
Control Device ID No.: N/A	Control Device Type: N/A
<b>Applicable Regulatory Requirement</b>	
Name: 30 TAC Chapter 111, Visible Emissions	SOP Index No.: R1111-1
Pollutant: Opacity	Main Standard: § 111.111(a)(1)(C)
<b>Monitoring Information</b>	
Indicator: Opacity	
Minimum Frequency: Once per month	
Averaging Period: Six-minutes	
Deviation Limit: Opacity > 15%	
Periodic Monitoring Text: Opacity shall be monitored, by a certified observer, for at least one, six-minute period in accordance with Title 40 Code of Federal Regulations Part 60 (40 CFR Part 60), Appendix A, Test Method 9. Any opacity readings above the deviation limit shall be reported as a deviation.	



### Periodic Monitoring Summary

<b>Unit/Group/Process Information</b>	
ID No.: HRSG5	
Control Device ID No.: N/A	Control Device Type: N/A
<b>Applicable Regulatory Requirement</b>	
Name: 30 TAC Chapter 111, Visible Emissions	SOP Index No.: R1111-1
Pollutant: Opacity	Main Standard: § 111.111(a)(1)(C)
<b>Monitoring Information</b>	
Indicator: Opacity	
Minimum Frequency: Once per month	
Averaging Period: Six-minutes	
Deviation Limit: > 15% Opacity	
Periodic Monitoring Text: Opacity shall be monitored, by a certified observer, for at least one, six-minute period in accordance with Title 40 Code of Federal Regulations Part 60 (40 CFR Part 60), Appendix A, Test Method 9. Any opacity readings above the deviation limit shall be reported as a deviation.	

### Periodic Monitoring Summary

<b>Unit/Group/Process Information</b>	
ID No.: MTK01	
Control Device ID No.: N/A	Control Device Type: N/A
<b>Applicable Regulatory Requirement</b>	
Name: 30 TAC Chapter 115, Storage of VOCs	SOP Index No.: R5112-2
Pollutant: VOC	Main Standard: § 115.112(e)(1)
<b>Monitoring Information</b>	
Indicator: Liquid Level	
Minimum Frequency: At the end of each unloading operation	
Averaging Period: N/A	
Deviation Limit: Liquid Level	
<p>Periodic Monitoring Text: Regardless of the location of the fill pipe, the fill pipe must be submerged at all times. Establish the volume of liquid at the depth of the highest point of the fill pipe. Record the volume of liquid loaded and unloaded so that the storage vessel liquid volume is known. It shall be considered and reported as a deviation anytime the liquid volume falls below the liquid volume at the fill pipe.</p>	

### Periodic Monitoring Summary

<b>Unit/Group/Process Information</b>	
ID No.: MTK01	
Control Device ID No.: N/A	Control Device Type: N/A
<b>Applicable Regulatory Requirement</b>	
Name: 30 TAC Chapter 115, Storage of VOCs	SOP Index No.: R5112-2
Pollutant: VOC	Main Standard: § 115.112(e)(1)
<b>Monitoring Information</b>	
Indicator: Structural Integrity of the Pipe	
Minimum Frequency: Emptied and degassed	
Averaging Period: N/A	
Deviation Limit: Structural Integrity of the Pipe	
<p>Periodic Monitoring Text: Inspect to determine the structural integrity of the fill pipe and record each time the storage vessel is emptied and degassed. If the structural integrity of the fill pipe is in question, repairs shall be made before the storage vessel is refilled. It shall be considered and reported as a deviation if the repairs are not completed prior to refilling the storage vessel.</p>	

### Periodic Monitoring Summary

<b>Unit/Group/Process Information</b>	
ID No.: XAF01	
Control Device ID No.: N/A	Control Device Type: N/A
<b>Applicable Regulatory Requirement</b>	
Name: 30 TAC Chapter 111, Visible Emissions	SOP Index No.: R1111-1
Pollutant: Opacity	Main Standard: § 111.111(a)(1)(C)
<b>Monitoring Information</b>	
Indicator: Opacity	
Minimum Frequency: Once per month	
Averaging Period: Six-minutes	
Deviation Limit: Opacity > 15%	
Periodic Monitoring Text: Opacity shall be monitored, by a certified observer, for at least one, six-minute period in accordance with Title 40 Code of Federal Regulations Part 60 (40 CFR Part 60), Appendix A, Test Method 9. Any opacity readings above the deviation limit shall be reported as a deviation.	

### Periodic Monitoring Summary

<b>Unit/Group/Process Information</b>	
ID No.: XBF01	
Control Device ID No.: N/A	Control Device Type: N/A
<b>Applicable Regulatory Requirement</b>	
Name: 30 TAC Chapter 111, Visible Emissions	SOP Index No.: R1111-1
Pollutant: Opacity	Main Standard: § 111.111(a)(1)(C)
<b>Monitoring Information</b>	
Indicator: Opacity	
Minimum Frequency: Once per month	
Averaging Period: Six-minutes	
Deviation Limit: Opacity > 15%	
Periodic Monitoring Text: Opacity shall be monitored, by a certified observer, for at least one, six-minute period in accordance with Title 40 Code of Federal Regulations Part 60 (40 CFR Part 60), Appendix A, Test Method 9. Any opacity readings above the deviation limit shall be reported as a deviation.	

### Periodic Monitoring Summary

<b>Unit/Group/Process Information</b>	
ID No.: XCF01	
Control Device ID No.: N/A	Control Device Type: N/A
<b>Applicable Regulatory Requirement</b>	
Name: 30 TAC Chapter 111, Visible Emissions	SOP Index No.: R1111-1
Pollutant: Opacity	Main Standard: § 111.111(a)(1)(C)
<b>Monitoring Information</b>	
Indicator: Opacity	
Minimum Frequency: Once per month	
Averaging Period: Six-minutes	
Deviation Limit: Opacity > 15%	
Periodic Monitoring Text: Opacity shall be monitored, by a certified observer, for at least one, six-minute period in accordance with Title 40 Code of Federal Regulations Part 60 (40 CFR Part 60), Appendix A, Test Method 9. Any opacity readings above the deviation limit shall be reported as a deviation.	

### Periodic Monitoring Summary

<b>Unit/Group/Process Information</b>	
ID No.: XDF01	
Control Device ID No.: N/A	Control Device Type: N/A
<b>Applicable Regulatory Requirement</b>	
Name: 30 TAC Chapter 111, Visible Emissions	SOP Index No.: R1111-1
Pollutant: Opacity	Main Standard: § 111.111(a)(1)(C)
<b>Monitoring Information</b>	
Indicator: Opacity	
Minimum Frequency: Once per month	
Averaging Period: Six-minutes	
Deviation Limit: Opacity > 15%	
Periodic Monitoring Text: Opacity shall be monitored, by a certified observer, for at least one, six-minute period in accordance with Title 40 Code of Federal Regulations Part 60 (40 CFR Part 60), Appendix A, Test Method 9. Any opacity readings above the deviation limit shall be reported as a deviation.	

### Periodic Monitoring Summary

<b>Unit/Group/Process Information</b>	
ID No.: XEF01	
Control Device ID No.: N/A	Control Device Type: N/A
<b>Applicable Regulatory Requirement</b>	
Name: 30 TAC Chapter 111, Visible Emissions	SOP Index No.: R1111-1
Pollutant: Opacity	Main Standard: § 111.111(a)(1)(C)
<b>Monitoring Information</b>	
Indicator: Opacity	
Minimum Frequency: Once per month	
Averaging Period: Six-minutes	
Deviation Limit: Opacity > 15%	
Periodic Monitoring Text: Opacity shall be monitored, by a certified observer, for at least one, six-minute period in accordance with Title 40 Code of Federal Regulations Part 60 (40 CFR Part 60), Appendix A, Test Method 9. Any opacity readings above the deviation limit shall be reported as a deviation.	



### Periodic Monitoring Summary

<b>Unit/Group/Process Information</b>	
ID No.: XFF01	
Control Device ID No.: N/A	Control Device Type: N/A
<b>Applicable Regulatory Requirement</b>	
Name: 30 TAC Chapter 111, Visible Emissions	SOP Index No.: R1111-1
Pollutant: Opacity	Main Standard: § 111.111(a)(1)(C)
<b>Monitoring Information</b>	
Indicator: Opacity	
Minimum Frequency: Once per month	
Averaging Period: Six-minutes	
Deviation Limit: Opacity > 15%	
Periodic Monitoring Text: Opacity shall be monitored, by a certified observer, for at least one, six-minute period in accordance with Title 40 Code of Federal Regulations Part 60 (40 CFR Part 60), Appendix A, Test Method 9. Any opacity readings above the deviation limit shall be reported as a deviation.	

### Periodic Monitoring Summary

<b>Unit/Group/Process Information</b>	
ID No.: XGF01	
Control Device ID No.: N/A	Control Device Type: N/A
<b>Applicable Regulatory Requirement</b>	
Name: 30 TAC Chapter 111, Visible Emissions	SOP Index No.: R1111-1
Pollutant: Opacity	Main Standard: § 111.111(a)(1)(C)
<b>Monitoring Information</b>	
Indicator: Opacity	
Minimum Frequency: Once per month	
Averaging Period: Six-minutes	
Deviation Limit: Opacity > 15%	
Periodic Monitoring Text: Opacity shall be monitored, by a certified observer, for at least one, six-minute period in accordance with Title 40 Code of Federal Regulations Part 60 (40 CFR Part 60), Appendix A, Test Method 9. Any opacity readings above the deviation limit shall be reported as a deviation.	

### Periodic Monitoring Summary

<b>Unit/Group/Process Information</b>	
ID No.: XZD09	
Control Device ID No.: FLAREX	Control Device Type: Flare
<b>Applicable Regulatory Requirement</b>	
Name: 30 TAC Chapter 115, Vent Gas Controls	SOP Index No.: R5121-2
Pollutant: VOC	Main Standard: § 115.122(a)(2)
<b>Monitoring Information</b>	
Indicator: Pilot Flame	
Minimum Frequency: Continuous	
Averaging Period: N/A	
Deviation Limit: All pilot flames out simultaneously shall be reported as a deviation. This limit does not apply when the regulated pollutant is not venting to the flare.	
<p>Periodic Monitoring Text: Measure and record the presence of the pilot flame or maintain records of alarm events and duration of alarm events. The presence of a flare pilot flame shall be monitored using a thermocouple or any other equivalent device to detect the presence of a flame or using an alarm that uses a thermocouple or other equivalent device to detect the absence of a flame. The monitoring instrumentation shall be maintained, calibrated, and operated in accordance with manufacturer's specifications or other written procedures. Any monitoring data which indicates the lack of a pilot flame shall be considered and reported as a deviation.</p>	

### Periodic Monitoring Summary

<b>Unit/Group/Process Information</b>	
ID No.: ZTK05	
Control Device ID No.: N/A	Control Device Type: N/A
<b>Applicable Regulatory Requirement</b>	
Name: 40 CFR Part 60, Subpart K	SOP Index No.: 60K-4
Pollutant: VOC	Main Standard: § 60.112(a)(1)
<b>Monitoring Information</b>	
Indicator: Internal Floating Roof	
Minimum Frequency: Annually	
Averaging Period: N/A	
Deviation Limit: Any monitoring data indicating defects in the roof or seals have not been repaired within the repair period specified or the storage vessel has not been emptied within the repair period specified shall be considered and reported as a deviation.	
<p>Periodic Monitoring Text: Visually inspect and record the inspection of the internal floating roof to ensure: the roof is floating on the surface of the VOC and not on the leg supports, liquid has not accumulated on the internal floating roof, the seals are not detached, and there are no holes or tears in the seal fabric. If a failure is detected during the visual inspection, necessary repairs will be made within 45 days of the identification of the failure or the storage vessel will be emptied. If the failure that is detected during inspection cannot be repaired within 45 days and if the vessel cannot be emptied within 45 days, a 30-day extension may be requested from the Administrator of the report. Such an extension requested must include a demonstration of unavailability of alternative storage capacity and a specification of a schedule that will assure that the control equipment will be repaired or the vessel will be emptied as soon as possible. Any monitoring data in which the roof is not floating on the surface of the VOC, if liquid has accumulated on the internal floating roof, the seals are detached, or if there are holes or tears in the seal fabric shall be considered and reported as a deviation.</p>	

### Periodic Monitoring Summary

<b>Unit/Group/Process Information</b>	
ID No.: ZTK06	
Control Device ID No.: N/A	Control Device Type: N/A
<b>Applicable Regulatory Requirement</b>	
Name: 40 CFR Part 60, Subpart K	SOP Index No.: 60K-4
Pollutant: VOC	Main Standard: § 60.112(a)(1)
<b>Monitoring Information</b>	
Indicator: Internal Floating Roof	
Minimum Frequency: Annually	
Averaging Period: N/A	
Deviation Limit: Any monitoring data indicating defects in the roof or seals have not been repaired within the repair period specified or the storage vessel has not been emptied within the repair period specified shall be considered and reported as a deviation.	
<p>Periodic Monitoring Text: Visually inspect and record the inspection of the internal floating roof to ensure: the roof is floating on the surface of the VOC and not on the leg supports, liquid has not accumulated on the internal floating roof, the seals are not detached, and there are no holes or tears in the seal fabric. If a failure is detected during the visual inspection, necessary repairs will be made within 45 days of the identification of the failure or the storage vessel will be emptied. If the failure that is detected during inspection cannot be repaired within 45 days and if the vessel cannot be emptied within 45 days, a 30-day extension may be requested from the Administrator of the report. Such an extension requested must include a demonstration of unavailability of alternative storage capacity and a specification of a schedule that will assure that the control equipment will be repaired or the vessel will be emptied as soon as possible. Any monitoring data in which the roof is not floating on the surface of the VOC, if liquid has accumulated on the internal floating roof, the seals are detached, or if there are holes or tears in the seal fabric shall be considered and reported as a deviation.</p>	

### Periodic Monitoring Summary

<b>Unit/Group/Process Information</b>	
ID No.: ZTK07	
Control Device ID No.: N/A	Control Device Type: N/A
<b>Applicable Regulatory Requirement</b>	
Name: 40 CFR Part 60, Subpart K	SOP Index No.: 60K-4
Pollutant: VOC	Main Standard: § 60.112(a)(1)
<b>Monitoring Information</b>	
Indicator: Internal Floating Roof	
Minimum Frequency: Annually	
Averaging Period: N/A	
<p>Deviation Limit: Any monitoring data indicating defects in the roof or seals have not been repaired within the repair period specified or the storage vessel has not been emptied within the repair period specified shall be considered and reported as a deviation.</p>	
<p>Periodic Monitoring Text: Visually inspect and record the inspection of the internal floating roof to ensure: the roof is floating on the surface of the VOC and not on the leg supports, liquid has not accumulated on the internal floating roof, the seals are not detached, and there are no holes or tears in the seal fabric. If a failure is detected during the visual inspection, necessary repairs will be made within 45 days of the identification of the failure or the storage vessel will be emptied. If the failure that is detected during inspection cannot be repaired within 45 days and if the vessel cannot be emptied within 45 days, a 30-day extension may be requested from the Administrator of the report. Such an extension requested must include a demonstration of unavailability of alternative storage capacity and a specification of a schedule that will assure that the control equipment will be repaired or the vessel will be emptied as soon as possible. Any monitoring data in which the roof is not floating on the surface of the VOC, if liquid has accumulated on the internal floating roof, the seals are detached, or if there are holes or tears in the seal fabric shall be considered and reported as a deviation.</p>	

**Permit Shield**

**Permit Shield ..... 470**

### Permit Shield

The Executive Director of the TCEQ has determined that the permit holder is not required to comply with the specific regulation(s) identified for each emission unit, group, or process in this table.

Unit / Group / Process ID No.	Group / Inclusive Units	Regulation	Basis of Determination
AD15	N/A	40 CFR Part 63, Subpart F	Emission unit is not used in the process of manufacturing as a primary product one or more of the chemicals listed in this subpart. Emission unit is not located within a HON CMPU.
AD16	N/A	40 CFR Part 63, Subpart F	Emission unit is not used in the process of manufacturing as a primary product one or more of the chemicals listed in this subpart. Emission unit is not located within a HON CMPU.
APISEP	N/A	40 CFR Part 63, Subpart VV	Facility does not control air emissions from an oil-water and organic-water separator for which another subpart of 40 CFR 60, 61, or 63 references.
AR01	N/A	40 CFR Part 60, Subpart RRR	Facility was constructed prior to 06/29/1990 and not reconstructed or modified after that date
AR01	N/A	40 CFR Part 63, Subpart F	Emission unit is not used in the process of manufacturing as a primary product one or more of the chemicals listed in this subpart. Emission unit is not located within a HON CMPU.
AT01	N/A	40 CFR Part 63, Subpart F	Emission unit is not used in the process of manufacturing as a primary product one or more of the chemicals listed in this subpart. Emission unit is not located within a HON CMPU.
BLRSTACK	N/A	30 TAC Chapter 115, Vent Gas Controls	The vent gas stream is not being used as a control device for any vent gas stream which is subject to this division and which originates from a non-combustion source
BLRSTACK	N/A	40 CFR Part 63, Subpart F	Emission unit is not used in the process of manufacturing as a primary product one or more



### Permit Shield

The Executive Director of the TCEQ has determined that the permit holder is not required to comply with the specific regulation(s) identified for each emission unit, group, or process in this table.

Unit / Group / Process ID No.	Group / Inclusive Units	Regulation	Basis of Determination
			of the chemicals listed in this subpart. Emission unit is not located within a HON CMPU.
BOILERA	N/A	30 TAC Chapter 112, Sulfur Compounds	The unit does not fire liquid fuel.
BOILERA	N/A	40 CFR Part 60, Subpart Db	Constructed before 06/19/1984
BOILERA	N/A	40 CFR Part 60, Subpart Dc	Constructed before 06/09/1984
BOILERB	N/A	30 TAC Chapter 112, Sulfur Compounds	The unit does not fire liquid fuel.
BOILERB	N/A	40 CFR Part 60, Subpart Db	Constructed before 06/19/1984
BOILERB	N/A	40 CFR Part 60, Subpart Dc	Constructed before 06/09/1989
BOILERC	N/A	30 TAC Chapter 112, Sulfur Compounds	The unit does not fire liquid fuel.
BOILERC	N/A	40 CFR Part 60, Subpart Db	Constructed before 06/19/1984
BOILERC	N/A	40 CFR Part 60, Subpart Dc	Constructed before 06/09/1989
BOILERD	N/A	30 TAC Chapter 112, Sulfur Compounds	Is not a sulfuric acid plant, sulfur recovery plant, a solid fossil fuel fired steam generator, non-ferrous smelter process, an H <sub>2</sub> SO <sub>4</sub> or an oleum facility, or a kraft paper mill.
BOILERD	N/A	40 CFR Part 60, Subpart Db	Constructed before 06/19/1984
BOILERD	N/A	40 CFR Part 60, Subpart Dc	Constructed before 06/09/1989
BOPCT	N/A	40 CFR Part 63, Subpart Q	Cooling tower is not operated with chromium based water treatment chemicals
BOPFUG	N/A	40 CFR Part 60, Subpart VV	Facility subjects to NSPS VV and MACT YY are required only to meet MACT YY requirements after MACT YY compliance date
BOPFUG	N/A	40 CFR Part 61, Subpart J	Facility subjects to NESHAP J and MACT YY are required only to meet MACT YY

**Permit Shield**

The Executive Director of the TCEQ has determined that the permit holder is not required to comply with the specific regulation(s) identified for each emission unit, group, or process in this table.

Unit / Group / Process ID No.	Group / Inclusive Units	Regulation	Basis of Determination
			requirements after MACT YY compliance date
BOPFUG	N/A	40 CFR Part 61, Subpart V	Facility subjects to NESHAP V and MACT YY are required only to meet MACT YY requirements after MACT YY compliance date
BOPXCT	N/A	40 CFR Part 63, Subpart Q	Cooling tower is not operated with chromium based water treatment chemicals
BOPXXCT	N/A	40 CFR Part 63, Subpart Q	Cooling tower is not operated with chromium based water treatment chemicals.
C1042	N/A	30 TAC Chapter 115, Storage of VOCs	Storage tank capacity is less than 1,000 gallons.
C1042	N/A	40 CFR Part 60, Subpart Kb	Storage capacity is less than 19,800 gallons.
CAF01	N/A	30 TAC Chapter 112, Sulfur Compounds	The unit does not fire liquid fuel.
CAF01	N/A	30 TAC Chapter 115, Vent Gas Controls	The vent gas stream is not being used as a control device for any vent gas stream which is subject to this division and which originates from a non-combustion source
CAF01	N/A	40 CFR Part 60, Subpart RRR	Plant does not produce process waste gas streams from facilities which could be considered reactors subject to NSPS RRR. Start-up and construction notification still required
CAF01-DEC	N/A	40 CFR Part 63, Subpart F	Emission unit is not used in the process of manufacturing as a primary product one or more of the chemicals listed in this subpart. Emission unit is not located within a HON CMU.
CAF01WW	N/A	30 TAC Chapter 115, Industrial Wastewater	Stream does not meet definition of affected wastewater stream; VOC concentration of the

### Permit Shield

The Executive Director of the TCEQ has determined that the permit holder is not required to comply with the specific regulation(s) identified for each emission unit, group, or process in this table.

Unit / Group / Process ID No.	Group / Inclusive Units	Regulation	Basis of Determination
			stream is less than 10,000 ppmv or less than or equal to 1,000 ppmv with a flowrate greater than or equal to 10 liter per min (2.64 gpm)
CBF01	N/A	30 TAC Chapter 112, Sulfur Compounds	The unit does not fire liquid fuel.
CBF01	N/A	30 TAC Chapter 115, Vent Gas Controls	The vent gas stream is not being used as a control device for any vent gas stream which is subject to this division and which originates from a non-combustion source
CBF01	N/A	40 CFR Part 60, Subpart RRR	Plant does not produce process waste gas streams from facilities which could be considered reactors subject to NSPS RRR. Start-up and construction notification still required
CBF01-DEC	N/A	40 CFR Part 63, Subpart F	Emission unit is not used in the process of manufacturing as a primary product one or more of the chemicals listed in this subpart. Emission unit is not located within a HON CMPU.
CBF01WW	N/A	30 TAC Chapter 115, Industrial Wastewater	Stream does not meet definition of affected wastewater stream; VOC concentration of the stream is less than 10,000 ppmv or less than or equal to 1,000 ppmv with a flowrate greater than or equal to 10 liter per min (2.64 gpm)
CCF01	N/A	30 TAC Chapter 112, Sulfur Compounds	The unit does not fire liquid fuel.
CCF01	N/A	30 TAC Chapter 115, Vent Gas Controls	The vent gas stream is not being used as a control device for any vent gas stream which is subject to this division and which originates from a non-combustion source
CCF01	N/A	40 CFR Part 60, Subpart RRR	Plant does not produce process waste gas

### Permit Shield

The Executive Director of the TCEQ has determined that the permit holder is not required to comply with the specific regulation(s) identified for each emission unit, group, or process in this table.

Unit / Group / Process ID No.	Group / Inclusive Units	Regulation	Basis of Determination
			streams from facilities which could be considered reactors subject to NSPS RRR. Start-up and construction notification still required
CCF01-DEC	N/A	40 CFR Part 63, Subpart F	Emission unit is not used in the process of manufacturing as a primary product one or more of the chemicals listed in this subpart. Emission unit is not located within a HON CMPU.
CCF01WW	N/A	30 TAC Chapter 115, Industrial Wastewater	Stream does not meet definition of affected wastewater stream; VOC concentration of the stream is less than 10,000 ppmv or less than or equal to 1,000 ppmv with a flowrate greater than or equal to 10 liter per min (2.64 gpm)
CDF01	N/A	30 TAC Chapter 112, Sulfur Compounds	The unit does not fire liquid fuel.
CDF01	N/A	30 TAC Chapter 115, Vent Gas Controls	The vent gas stream is not being used as a control device for any vent gas stream which is subject to this division and which originates from a non-combustion source
CDF01	N/A	40 CFR Part 60, Subpart RRR	Plant does not produce process waste gas streams from facilities which could be considered reactors subject to NSPS RRR. Start-up and construction notification still required
CDF01-DEC	N/A	40 CFR Part 63, Subpart F	Emission unit is not used in the process of manufacturing as a primary product one or more of the chemicals listed in this subpart. Emission unit is not located within a HON CMPU.
CDF01WW	N/A	30 TAC Chapter 115, Industrial Wastewater	Stream does not meet definition of affected

### Permit Shield

The Executive Director of the TCEQ has determined that the permit holder is not required to comply with the specific regulation(s) identified for each emission unit, group, or process in this table.

Unit / Group / Process ID No.	Group / Inclusive Units	Regulation	Basis of Determination
			wastewater stream; VOC concentration of the stream is less than 10,000 ppmv or less than or equal to 1,000 ppmv with a flowrate greater than or equal to 10 liter per min (2.64 gpm)
CEF01	N/A	30 TAC Chapter 112, Sulfur Compounds	The unit does not fire liquid fuel.
CEF01	N/A	30 TAC Chapter 115, Vent Gas Controls	The vent gas stream is not being used as a control device for any vent gas stream which is subject to this division and which originates from a non-combustion source
CEF01	N/A	40 CFR Part 60, Subpart RRR	Plant does not produce process waste gas streams from facilities which could be considered reactors subject to NSPS RRR. Start-up and construction notification still required
CEF01-DEC	N/A	40 CFR Part 63, Subpart F	Emission unit is not used in the process of manufacturing as a primary product one or more of the chemicals listed in this subpart. Emission unit is not located within a HON CMPU.
CEF01WW	N/A	30 TAC Chapter 115, Industrial Wastewater	Stream does not meet definition of affected wastewater stream; VOC concentration of the stream is less than 10,000 ppmv or less than or equal to 1,000 ppmv with a flowrate greater than or equal to 10 liter per min (2.64 gpm)
CFF01	N/A	30 TAC Chapter 112, Sulfur Compounds	The unit does not fire liquid fuel.
CFF01	N/A	30 TAC Chapter 115, Vent Gas Controls	The vent gas stream is not being used as a control device for any vent gas stream which is subject to this division and which originates from a non-combustion source

### Permit Shield

The Executive Director of the TCEQ has determined that the permit holder is not required to comply with the specific regulation(s) identified for each emission unit, group, or process in this table.

Unit / Group / Process ID No.	Group / Inclusive Units	Regulation	Basis of Determination
CFF01	N/A	40 CFR Part 60, Subpart RRR	Plant does not produce process waste gas streams from facilities which could be considered reactors subject to NSPS RRR. Start-up and construction notification still required
CFF01-DEC	N/A	40 CFR Part 63, Subpart F	Emission unit is not used in the process of manufacturing as a primary product one or more of the chemicals listed in this subpart. Emission unit is not located within a HON CMPU.
CFF01WW	N/A	30 TAC Chapter 115, Industrial Wastewater	Stream does not meet definition of affected wastewater stream; VOC concentration of the stream is less than 10,000 ppmv or less than or equal to 1,000 ppmv with a flowrate greater than or equal to 10 liter per min (2.64 gpm)
CGF01	N/A	30 TAC Chapter 112, Sulfur Compounds	The unit does not fire liquid fuel.
CGF01	N/A	30 TAC Chapter 115, Vent Gas Controls	The vent gas stream is not being used as a control device for any vent gas stream which is subject to this division and which originates from a non-combustion source
CGF01	N/A	40 CFR Part 60, Subpart RRR	Plant does not produce process waste gas streams from facilities which could be considered reactors subject to NSPS RRR. Start-up and construction notification still required
CGF01-DEC	N/A	40 CFR Part 63, Subpart F	Emission unit is not used in the process of manufacturing as a primary product one or more of the chemicals listed in this subpart. Emission unit is not located within a HON CMPU.

**Permit Shield**

The Executive Director of the TCEQ has determined that the permit holder is not required to comply with the specific regulation(s) identified for each emission unit, group, or process in this table.

Unit / Group / Process ID No.	Group / Inclusive Units	Regulation	Basis of Determination
CGF01WW	N/A	30 TAC Chapter 115, Industrial Wastewater	Stream does not meet definition of affected wastewater stream; VOC concentration of the stream is less than 10,000 ppmv or less than or equal to 1,000 ppmv with a flowrate greater than or equal to 10 liter per min (2.64 gpm)
CHF01	N/A	30 TAC Chapter 112, Sulfur Compounds	The unit does not fire liquid fuel.
CHF01	N/A	30 TAC Chapter 115, Vent Gas Controls	The vent gas stream is not being used as a control device for any vent gas stream which is subject to this division and which originates from a non-combustion source
CHF01	N/A	40 CFR Part 60, Subpart RRR	Plant does not produce process waste gas streams from facilities which could be considered reactors subject to NSPS RRR. Start-up and construction notification still required
CHF01-DEC	N/A	40 CFR Part 63, Subpart F	Emission unit is not used in the process of manufacturing as a primary product one or more of the chemicals listed in this subpart. Emission unit is not located within a HON CMPU.
CHF01WW	N/A	30 TAC Chapter 115, Industrial Wastewater	Stream does not meet definition of affected wastewater stream; VOC concentration of the stream is less than 10,000 ppmv or less than or equal to 1,000 ppmv with a flowrate greater than or equal to 10 liter per min (2.64 gpm)
CIF01	N/A	30 TAC Chapter 112, Sulfur Compounds	The unit does not fire liquid fuel.
CIF01	N/A	30 TAC Chapter 115, Vent Gas Controls	The vent gas stream is not being used as a control device for any vent gas stream which is subject to this division and which originates from

**Permit Shield**

The Executive Director of the TCEQ has determined that the permit holder is not required to comply with the specific regulation(s) identified for each emission unit, group, or process in this table.

Unit / Group / Process ID No.	Group / Inclusive Units	Regulation	Basis of Determination
			a non-combustion source
CIF01	N/A	40 CFR Part 60, Subpart RRR	Plant does not produce process waste gas streams from facilities which could be considered reactors subject to NSPS RRR. Start-up and construction notification still required
CIF01-DEC	N/A	40 CFR Part 63, Subpart F	Emission unit is not used in the process of manufacturing as a primary product one or more of the chemicals listed in this subpart. Emission unit is not located within a HON CMPU.
CIF01WW	N/A	30 TAC Chapter 115, Industrial Wastewater	Stream does not meet definition of affected wastewater stream; VOC concentration of the stream is less than 10,000 ppmv or less than or equal to 1,000 ppmv with a flowrate greater than or equal to 10 liter per min (2.64 gpm)
CJF01	N/A	30 TAC Chapter 112, Sulfur Compounds	The unit does not fire liquid fuel.
CJF01	N/A	30 TAC Chapter 115, Vent Gas Controls	The vent gas stream is not being used as a control device for any vent gas stream which is subject to this division and which originates from a non-combustion source
CJF01	N/A	40 CFR Part 60, Subpart RRR	Plant does not produce process waste gas streams from facilities which could be considered reactors subject to NSPS RRR. Start-up and construction notification still required
CJF01-DEC	N/A	40 CFR Part 63, Subpart F	Emission unit is not used in the process of manufacturing as a primary product one or more of the chemicals listed in this subpart. Emission



### Permit Shield

The Executive Director of the TCEQ has determined that the permit holder is not required to comply with the specific regulation(s) identified for each emission unit, group, or process in this table.

Unit / Group / Process ID No.	Group / Inclusive Units	Regulation	Basis of Determination
			unit is not located within a HON CMPU.
CJF01WW	N/A	30 TAC Chapter 115, Industrial Wastewater	Stream does not meet definition of affected wastewater stream; VOC concentration of the stream is less than 10,000 ppmv or less than or equal to 1,000 ppmv with a flowrate greater than or equal to 10 liter per min (2.64 gpm)
COF01	N/A	30 TAC Chapter 112, Sulfur Compounds	The unit does not fire liquid fuel.
COF01	N/A	30 TAC Chapter 115, Vent Gas Controls	The vent gas stream is not being used as a control device for any vent gas stream which is subject to this division and which originates from a non-combustion source
COF01	N/A	40 CFR Part 60, Subpart RRR	Plant does not produce process waste gas streams from facilities which could be considered reactors subject to NSPS RRR. Start-up and construction notification still required
COF01-DEC	N/A	40 CFR Part 63, Subpart F	Emission unit is not used in the process of manufacturing as a primary product one or more of the chemicals listed in this subpart. Emission unit is not located within a HON CMPU.
COF01WW	N/A	30 TAC Chapter 115, Industrial Wastewater	Stream does not meet definition of affected wastewater stream; VOC concentration of the stream is less than 10,000 ppmv or less than or equal to 1,000 ppmv with a flowrate greater than or equal to 10 liter per min (2.64 gpm)
CQF01	N/A	30 TAC Chapter 112, Sulfur Compounds	The unit does not fire liquid fuel.
CQF01	N/A	30 TAC Chapter 115, Vent Gas Controls	The vent gas stream is not being used as a control device for any vent gas stream which is

### Permit Shield

The Executive Director of the TCEQ has determined that the permit holder is not required to comply with the specific regulation(s) identified for each emission unit, group, or process in this table.

Unit / Group / Process ID No.	Group / Inclusive Units	Regulation	Basis of Determination
			subject to this division and which originates from a non-combustion source
CQF01	N/A	40 CFR Part 60, Subpart RRR	Plant does not produce process waste gas streams from facilities which could be considered reactors subject to NSPS RRR. Start-up and construction notification still required
CQF01-DEC	N/A	40 CFR Part 63, Subpart F	Emission unit is not used in the process of manufacturing as a primary product one or more of the chemicals listed in this subpart. Emission unit is not located within a HON CMPU.
CQF01WW	N/A	30 TAC Chapter 115, Industrial Wastewater	Stream does not meet definition of affected wastewater stream; VOC concentration of the stream is less than 10,000 ppmv or less than or equal to 1,000 ppmv with a flowrate greater than or equal to 10 liter per min (2.64 gpm)
DIESEL1A	N/A	40 CFR Part 63, Subpart ZZZZ	Existing RICE over 500 HP used for emergency purpose only
FLRHDRXX	N/A	40 CFR Part 60, Subpart III	Plant does not produce process waste gas streams from facilities which could be considered reactors subject to NSPS III.
FLRHDRXX	N/A	40 CFR Part 60, Subpart NNN	Per §63.1100(g)(2)(ii) facilities subject to NSPS NNN and MACT YY are required only to meet MACT YY requirements after MACT YY compliance date.
FLRHDRXX	N/A	40 CFR Part 60, Subpart RRR	Per §63.1100(g)(2)(ii) facilities subject to NSPS NNN and MACT YY are required only to meet MACT YY requirements after MACT YY

### Permit Shield

The Executive Director of the TCEQ has determined that the permit holder is not required to comply with the specific regulation(s) identified for each emission unit, group, or process in this table.

Unit / Group / Process ID No.	Group / Inclusive Units	Regulation	Basis of Determination
			compliance date.
GRP-XXFURN	XXAF01-ST, XXBF01-ST, XXCF01-ST, XXDF01-ST, XXEF01-ST, XXFF01-ST, XXGF01-ST, XXHF01-ST	30 TAC Chapter 112, Sulfur Compounds	The unit does not fire liquid fuel.
GRP-XXFURN	XXAF01-ST, XXBF01-ST, XXCF01-ST, XXDF01-ST, XXEF01-ST, XXFF01-ST, XXGF01-ST, XXHF01-ST	30 TAC Chapter 115, Vent Gas Controls	A combustion unit exhaust stream is exempt from this division provided that the unit is not being used as a control device for any vent gas stream which is subject to this division and which originates from a non-combustion source.
HRSG1	N/A	30 TAC Chapter 112, Sulfur Compounds	The unit does not fire liquid fuel.
HRSG1	N/A	30 TAC Chapter 115, Vent Gas Controls	Located in BPA,DFW,EI Paso or HGA; is a combustion unit exhaust stream from a unit which is not being used as a control device for any vent gas stream subject to this undesignated head and which originates from a non-combustion source
HRSG1	N/A	30 TAC Chapter 115, Vent Gas Controls	The source is a combustion unit exhaust stream that is not being used as a control device for any vent gas stream which is subject to this division and which originates from a non-combustion source
HRSG1	N/A	40 CFR Part 60, Subpart D	Fossil fuel fired and <= 250 MMBtu/hr.
HRSG1	N/A	40 CFR Part 60, Subpart Dc	Constructed before 06/09/1989
HRSG1	N/A	40 CFR Part 63, Subpart F	Emission unit is not used in the process of manufacturing as a primary product one or more of the chemicals listed in this subpart. Emission unit is not located within a HON CMPU.

### Permit Shield

The Executive Director of the TCEQ has determined that the permit holder is not required to comply with the specific regulation(s) identified for each emission unit, group, or process in this table.

Unit / Group / Process ID No.	Group / Inclusive Units	Regulation	Basis of Determination
HRSG2	N/A	30 TAC Chapter 112, Sulfur Compounds	The unit does not fire liquid fuel.
HRSG2	N/A	30 TAC Chapter 115, Vent Gas Controls	Located in BPA,DFW,EI Paso or HGA; is a combustion unit exhaust stream from a unit which is not being used as a control device for any vent gas stream subject to this undesignated head and which originates from a non-combustion source
HRSG2	N/A	30 TAC Chapter 115, Vent Gas Controls	The source is a combustion unit exhaust stream that is not being used as a control device for any vent gas stream which is subject to this division and which originates from a non-combustion source
HRSG2	N/A	40 CFR Part 60, Subpart D	Fossil fuel fired and <= 250 MMBtu/hr or fossil fuel fired and wood residue fired and < 250 MMBtu/hr
HRSG2	N/A	40 CFR Part 60, Subpart Dc	Started constructed before 06/09/1989
HRSG2	N/A	40 CFR Part 63, Subpart F	Emission unit is not used in the process of manufacturing as a primary product one or more of the chemicals listed in this subpart. Emission unit is not located within a HON CMPU.
HRSG3	N/A	30 TAC Chapter 112, Sulfur Compounds	The unit does not fire liquid fuel.
HRSG3	N/A	30 TAC Chapter 115, Vent Gas Controls	Located in BPA,DFW,EI Paso or HGA; is a combustion unit exhaust stream from a unit which is not being used as a control device for any vent gas stream subject to this undesignated head and which originates from a non-combustion source
HRSG3	N/A	30 TAC Chapter 115, Vent Gas Controls	The source is a combustion unit exhaust stream

### Permit Shield

The Executive Director of the TCEQ has determined that the permit holder is not required to comply with the specific regulation(s) identified for each emission unit, group, or process in this table.

Unit / Group / Process ID No.	Group / Inclusive Units	Regulation	Basis of Determination
			that is not being used as a control device for any vent gas stream which is subject to this division and which originates from a non-combustion source
HRSG3	N/A	40 CFR Part 60, Subpart D	Fossil fuel fired and <= 250 MMBtu/hr.
HRSG3	N/A	40 CFR Part 60, Subpart Dc	Started constructed before 06/09/1989
HRSG3	N/A	40 CFR Part 63, Subpart F	Emission unit is not used in the process of manufacturing as a primary product one or more of the chemicals listed in this subpart. Emission unit is not located within a HON CMPU.
HRSG4	N/A	30 TAC Chapter 112, Sulfur Compounds	The unit does not fire liquid fuel.
HRSG4	N/A	30 TAC Chapter 115, Vent Gas Controls	Located in BPA,DFW,El Paso or HGA; is a combustion unit exhaust stream from a unit which is not being used as a control device for any vent gas stream subject to this undesignated head and which originates from a non-combustion source
HRSG4	N/A	30 TAC Chapter 115, Vent Gas Controls	The source is a combustion unit exhaust stream that is not being used as a control device for any vent gas stream which is subject to this division and which originates from a non-combustion source
HRSG4	N/A	40 CFR Part 60, Subpart Dc	Maximum design heat input capacity < 2.9 MW (10 MMBtu/hr) or > 29 MW (100 MMBtu/hr)
HRSG4	N/A	40 CFR Part 63, Subpart F	Emission unit is not used in the process of manufacturing as a primary product one or more of the chemicals listed in this subpart. Emission unit is not located within a HON CMPU.

### Permit Shield

The Executive Director of the TCEQ has determined that the permit holder is not required to comply with the specific regulation(s) identified for each emission unit, group, or process in this table.

Unit / Group / Process ID No.	Group / Inclusive Units	Regulation	Basis of Determination
HRSG5	N/A	30 TAC Chapter 115, Vent Gas Controls	The source is a combustion unit exhaust stream that is not being used as a control device for any vent gas stream which is subject to this division and which originates from a non-combustion source
ICSGT01	N/A	30 TAC Chapter 117, Subchapter B	Stationary gas turbines and stationary internal combustion engines, that are used solely to power other engines or gas turbines during startups
ICSGT02	N/A	30 TAC Chapter 117, Subchapter B	Stationary gas turbines and stationary internal combustion engines, that are used solely to power other engines or gas turbines during startups
ICSGT03	N/A	30 TAC Chapter 117, Subchapter B	Stationary gas turbines and stationary internal combustion engines, that are used solely to power other engines or gas turbines during startups
KD01	N/A	40 CFR Part 63, Subpart F	Emission unit is not used in the process of manufacturing as a primary product one or more of the chemicals listed in this subpart. Emission unit is not located within a HON CMPU.
KLTK-01A	N/A	40 CFR Part 60, Subpart K	Storage tank capacity < 40,000 gallons
KT01	N/A	40 CFR Part 60, Subpart NNN	Facility constructed prior to 12/30/1983 and not reconstructed or modified after that date
KT01	N/A	40 CFR Part 63, Subpart F	Emission unit is not used in the process of manufacturing as a primary product one or more of the chemicals listed in this subpart. Emission unit is not located within a HON CMPU.

**Permit Shield**

The Executive Director of the TCEQ has determined that the permit holder is not required to comply with the specific regulation(s) identified for each emission unit, group, or process in this table.

Unit / Group / Process ID No.	Group / Inclusive Units	Regulation	Basis of Determination
KT02	N/A	40 CFR Part 60, Subpart NNN	Facility constructed prior to 12/30/1983 and not reconstructed or modified after that date
KT02	N/A	40 CFR Part 63, Subpart F	Emission unit is not used in the process of manufacturing as a primary product one or more of the chemicals listed in this subpart. Emission unit is not located within a HON CMPU.
KT03	N/A	40 CFR Part 60, Subpart NNN	Facility constructed prior to 12/30/1983 and not reconstructed or modified after that date
KT03	N/A	40 CFR Part 63, Subpart F	Emission unit is not used in the process of manufacturing as a primary product one or more of the chemicals listed in this subpart. Emission unit is not located within a HON CMPU.
KT04	N/A	40 CFR Part 60, Subpart NNN	Facility constructed prior to 12/30/1983 and not reconstructed or modified after that date
KT04	N/A	40 CFR Part 63, Subpart F	Emission unit is not used in the process of manufacturing as a primary product one or more of the chemicals listed in this subpart. Emission unit is not located within a HON CMPU.
KT05	N/A	40 CFR Part 60, Subpart NNN	Facility constructed prior to 12/30/1983 and not reconstructed or modified after that date
LABVENT	N/A	40 CFR Part 63, Subpart F	Emission unit is not used in the process of manufacturing as a primary product one or more of the chemicals listed in this subpart. Emission unit is not located within a HON CMPU.
LD25	N/A	40 CFR Part 60, Subpart K	Storage tank capacity is less than 40,000 gallons.
LT01	N/A	40 CFR Part 60, Subpart NNN	Facility constructed prior to 12/30/1983 and not

**Permit Shield**

The Executive Director of the TCEQ has determined that the permit holder is not required to comply with the specific regulation(s) identified for each emission unit, group, or process in this table.

Unit / Group / Process ID No.	Group / Inclusive Units	Regulation	Basis of Determination
			reconstructed or modified after that date
LT02	N/A	40 CFR Part 60, Subpart NNN	Facility constructed prior to 12/30/1983 and not reconstructed or modified after that date
LT03	N/A	40 CFR Part 60, Subpart NNN	Facility constructed prior to 12/30/1983 and not reconstructed or modified after that date
LT04	N/A	40 CFR Part 60, Subpart NNN	Facility constructed prior to 12/30/1983 and not reconstructed or modified after that date
LT05	N/A	40 CFR Part 60, Subpart NNN	Facility constructed prior to 12/30/1983 and not reconstructed or modified after that date
LT06A	N/A	30 TAC Chapter 115, Vent Gas Controls	The VOC in the vent gas stream originate from another source which is subject to another Division within 30 TAC Chapter 115.
MD20	N/A	40 CFR Part 60, Subpart K	Storage tank does not store petroleum liquids
MR01	N/A	40 CFR Part 60, Subpart RRR	Facility constructed prior to 06/29/1990 and not reconstructed or modified after that date
MR01	N/A	40 CFR Part 63, Subpart F	Emission unit is not used in the process of manufacturing as a primary product one or more of the chemicals listed in this subpart. Emission unit is not located within a HON CMPU.
MR02	N/A	40 CFR Part 60, Subpart RRR	Facility was constructed prior to 06/29/1990 and not reconstructed or modified after that date.
MR03A	N/A	40 CFR Part 60, Subpart RRR	Facility was constructed prior to 06/29/1990 and not reconstructed or modified after that date.
MR03B	N/A	40 CFR Part 60, Subpart RRR	Facility was constructed prior to June 29, 1990 and not reconstructed or modified after that date.



### Permit Shield

The Executive Director of the TCEQ has determined that the permit holder is not required to comply with the specific regulation(s) identified for each emission unit, group, or process in this table.

Unit / Group / Process ID No.	Group / Inclusive Units	Regulation	Basis of Determination
MR03C	N/A	40 CFR Part 60, Subpart RRR	Facility was constructed prior to June 29, 1990 and not reconstructed or modified after that date.
MR03D	N/A	40 CFR Part 60, Subpart RRR	Facility was constructed prior to June 29, 1990 and not reconstructed or modified after that date.
MR04	N/A	40 CFR Part 60, Subpart RRR	Facility was constructed prior to June 29, 1990 and not reconstructed or modified after that date.
MR05	N/A	40 CFR Part 60, Subpart RRR	Facility was constructed prior to June 29, 1990 and not reconstructed or modified after that date.
MT01	N/A	40 CFR Part 60, Subpart NNN	Facility constructed prior to December 30, 1983 and not reconstructed or modified after that date.
MT02	N/A	40 CFR Part 60, Subpart NNN	Facility constructed prior to December 30, 1983 and not reconstructed or modified after that date.
MT03	N/A	40 CFR Part 60, Subpart NNN	Facility constructed prior to December 30, 1983 and not reconstructed or modified after that date.
MT04	N/A	40 CFR Part 60, Subpart NNN	Facility constructed prior to December 30, 1983 and not reconstructed or modified after that date.
MTK01	N/A	40 CFR Part 60, Subpart K	Does not store petroleum liquids
MTK02	N/A	40 CFR Part 60, Subpart Kb	Storage tank capacity is less than 19,800 gallons.

### Permit Shield

The Executive Director of the TCEQ has determined that the permit holder is not required to comply with the specific regulation(s) identified for each emission unit, group, or process in this table.

Unit / Group / Process ID No.	Group / Inclusive Units	Regulation	Basis of Determination
ND08	N/A	40 CFR Part 63, Subpart F	Emission unit is not used in the process of manufacturing as a primary product one or more of the chemicals listed in this subpart. Emission unit is not located within a HON CPMU.
NR01A	N/A	40 CFR Part 60, Subpart RRR	Facility was constructed prior to June 29, 1990 and not reconstructed or modified after that date.
NR01B	N/A	40 CFR Part 60, Subpart RRR	Facility was constructed prior to June 29, 1990 and not reconstructed or modified after that date.
NR02	N/A	40 CFR Part 60, Subpart RRR	Facility was constructed prior to June 29, 1990 and not reconstructed or modified after that date.
NT01	N/A	30 TAC Chapter 115, Vent Gas Controls	This source does not meet the vent gas definition
NT01	N/A	40 CFR Part 60, Subpart NNN	Unit cannot be defined as one of the affected units identified in 60.660(b)
NT02	N/A	30 TAC Chapter 115, Vent Gas Controls	This source does not meet the vent gas definition
NT02	N/A	40 CFR Part 60, Subpart NNN	Unit cannot be defined as one of the affected units identified in 60.660(b)
NT03	N/A	40 CFR Part 60, Subpart NNN	Facility constructed prior to December 30, 1983 and not reconstructed or modified after that date.
NTK01	N/A	30 TAC Chapter 115, Storage of VOCs	Storage tank capacity is less than 1,000 gallons.
NTK01	N/A	40 CFR Part 60, Subpart K	Storage tank capacity is less than 40,000

### Permit Shield

The Executive Director of the TCEQ has determined that the permit holder is not required to comply with the specific regulation(s) identified for each emission unit, group, or process in this table.

Unit / Group / Process ID No.	Group / Inclusive Units	Regulation	Basis of Determination
			gallons.
PRO-IBNUNIT	N/A	40 CFR Part 63, Subpart F	Does not manufacture as a primary product one or more of the chemicals listed in this subpart
PT03	N/A	30 TAC Chapter 115, Vent Gas Controls	This source does not meet the vent gas definition
PT03	N/A	40 CFR Part 60, Subpart NNN	Unit cannot be defined as one of the affected units identified in 60.660(b)
RD01	N/A	40 CFR Part 63, Subpart F	Emission unit is not used in the process of manufacturing as a primary product one or more of the chemicals listed in this subpart. Emission unit is not located within a HON CMPU.
RD05	N/A	40 CFR Part 63, Subpart F	Emission unit is not used in the process of manufacturing as a primary product one or more of the chemicals listed in this subpart. Emission unit is not located within a HON CMPU.
RD08A	N/A	40 CFR Part 63, Subpart F	Emission unit is not used in the process of manufacturing as a primary product one or more of the chemicals listed in this subpart. Emission unit is not located within a HON CMPU.
RD10	N/A	40 CFR Part 63, Subpart F	Emission unit is not used in the process of manufacturing as a primary product one or more of the chemicals listed in this subpart. Emission unit is not located within a HON CMPU.
RD11	N/A	40 CFR Part 63, Subpart F	Emission unit is not used in the process of manufacturing as a primary product one or more of the chemicals listed in this subpart. Emission unit is not located within a HON CMPU.

### Permit Shield

The Executive Director of the TCEQ has determined that the permit holder is not required to comply with the specific regulation(s) identified for each emission unit, group, or process in this table.

Unit / Group / Process ID No.	Group / Inclusive Units	Regulation	Basis of Determination
RD12	N/A	40 CFR Part 63, Subpart F	Emission unit is not used in the process of manufacturing as a primary product one or more of the chemicals listed in this subpart. Emission unit is not located within a HON CMPU.
RD13	N/A	40 CFR Part 63, Subpart F	Emission unit is not used in the process of manufacturing as a primary product one or more of the chemicals listed in this subpart. Emission unit is not located within a HON CMPU.
RD14	N/A	40 CFR Part 63, Subpart F	Emission unit is not used in the process of manufacturing as a primary product one or more of the chemicals listed in this subpart. Emission unit is not located within a HON CMPU.
RD16	N/A	30 TAC Chapter 115, Vent Gas Controls	Located in BPA, DFW, El Paso, or HGA; is a vent gas stream having a combined weight of VOC equal to or less than 100 lbs in any continuous 24 hr period
RD18	N/A	40 CFR Part 60, Subpart K	Storage tank capacity is less than 40,000 gallons.
RES-PC01	N/A	40 CFR Part 63, Subpart F	Emission unit is not used in the process of manufacturing as a primary product one or more of the chemicals listed in this subpart. Emission unit is not located within a HON CMPU.
RES-VC01	N/A	40 CFR Part 63, Subpart F	Emission unit is not used in the process of manufacturing as a primary product one or more of the chemicals listed in this subpart. Emission unit is not located within a HON CMPU.
RT01B	N/A	40 CFR Part 60, Subpart NNN	Facility constructed prior to December 30, 1983 and not reconstructed or modified after that

### Permit Shield

The Executive Director of the TCEQ has determined that the permit holder is not required to comply with the specific regulation(s) identified for each emission unit, group, or process in this table.

Unit / Group / Process ID No.	Group / Inclusive Units	Regulation	Basis of Determination
			date.
RT02	N/A	40 CFR Part 60, Subpart NNN	Facility constructed prior to December 30, 1983 and not reconstructed or modified after that date.
RT03	N/A	40 CFR Part 60, Subpart NNN	Facility constructed prior to December 30, 1983 and not reconstructed or modified after that date.
RT04	N/A	40 CFR Part 60, Subpart NNN	Facility constructed prior to December 30, 1983 and not reconstructed or modified after that date.
RT05	N/A	40 CFR Part 60, Subpart NNN	Facility constructed prior to December 30, 1983 and not reconstructed or modified after that date.
RT06	N/A	40 CFR Part 60, Subpart NNN	Facility constructed prior to December 30, 1983 and not reconstructed or modified after that date.
RT07	N/A	40 CFR Part 60, Subpart NNN	Facility constructed prior to December 30, 1983 and not reconstructed or modified after that date.
RT08	N/A	40 CFR Part 60, Subpart NNN	Facility constructed prior to December 30, 1983 and not reconstructed or modified after that date.
RT09	N/A	40 CFR Part 60, Subpart NNN	Facility constructed prior to December 30, 1983 and not reconstructed or modified after that date.
SD06	N/A	40 CFR Part 63, Subpart F	Emission unit is not used in the process of manufacturing as a primary product one or more

### Permit Shield

The Executive Director of the TCEQ has determined that the permit holder is not required to comply with the specific regulation(s) identified for each emission unit, group, or process in this table.

Unit / Group / Process ID No.	Group / Inclusive Units	Regulation	Basis of Determination
			of the chemicals listed in this subpart. Emission unit is not located within a HON CMPU.
SD07	N/A	40 CFR Part 63, Subpart F	Emission unit is not used in the process of manufacturing as a primary product one or more of the chemicals listed in this subpart. Emission unit is not located within a HON CMPU.
TT01	N/A	30 TAC Chapter 115, Vent Gas Controls	This source does not meet the vent gas definition
TT01	N/A	40 CFR Part 60, Subpart NNN	Unit cannot be defined as one of the affected units identified in 60.660(b)
TT02	N/A	30 TAC Chapter 115, Vent Gas Controls	This source does not meet the vent gas definition
TT02	N/A	40 CFR Part 60, Subpart NNN	Unit cannot be defined as one of the affected units identified in 60.660(b)
TT03	N/A	30 TAC Chapter 115, Vent Gas Controls	This source does not meet the vent gas definition
TT03	N/A	40 CFR Part 60, Subpart NNN	Unit cannot be defined as one of the affected units identified in 60.660(b)
TT04	N/A	30 TAC Chapter 115, Vent Gas Controls	This source does not meet the vent gas definition
TT04	N/A	40 CFR Part 60, Subpart NNN	Unit cannot be defined as one of the affected units identified in 60.660(b)
TT05	N/A	30 TAC Chapter 115, Vent Gas Controls	This source does not meet the vent gas definition
TT05	N/A	40 CFR Part 60, Subpart NNN	Unit cannot be defined as one of the affected units identified in 60.660(b)

**Permit Shield**

The Executive Director of the TCEQ has determined that the permit holder is not required to comply with the specific regulation(s) identified for each emission unit, group, or process in this table.

Unit / Group / Process ID No.	Group / Inclusive Units	Regulation	Basis of Determination
UD102	N/A	40 CFR Part 63, Subpart F	Emission unit is not used in the process of manufacturing as a primary product one or more of the chemicals listed in this subpart. Emission unit is not located within a HON CMPU.
UD103	N/A	40 CFR Part 63, Subpart F	Emission unit is not used in the process of manufacturing as a primary product one or more of the chemicals listed in this subpart. Emission unit is not located within a HON CMPU.
UD203	N/A	40 CFR Part 63, Subpart F	Emission unit is not used in the process of manufacturing as a primary product one or more of the chemicals listed in this subpart. Emission unit is not located within a HON CMPU.
UE102A	N/A	40 CFR Part 63, Subpart F	Emission unit is not used in the process of manufacturing as a primary product one or more of the chemicals listed in this subpart. Emission unit is not located within a HON CMPU.
UE208	N/A	40 CFR Part 63, Subpart F	Emission unit is not used in the process of manufacturing as a primary product one or more of the chemicals listed in this subpart. Emission unit is not located within a HON CMPU.
UR01A	N/A	40 CFR Part 60, Subpart RRR	Facility was constructed prior to June 29, 1990 and not reconstructed or modified after that date.
UR01B	N/A	40 CFR Part 60, Subpart RRR	Facility was constructed prior to June 29, 1990 and not reconstructed or modified after that date.
UR02A	N/A	40 CFR Part 60, Subpart RRR	Plant does not produce process waste gas streams from facilities which could be

**Permit Shield**

The Executive Director of the TCEQ has determined that the permit holder is not required to comply with the specific regulation(s) identified for each emission unit, group, or process in this table.

Unit / Group / Process ID No.	Group / Inclusive Units	Regulation	Basis of Determination
			considered reactors subject to NSPS Subpart RRR. Start-up and construction notifications still required.
UR201	N/A	40 CFR Part 60, Subpart RRR	Plant does not produce process waste gas streams from facilities which could be considered reactors subject to NSPS Subpart RRR. Start-up and construction notifications still required.
USP-301	N/A	30 TAC Chapter 115, Storage of VOCs	Storage tank capacity < 1,000 gallons
USP03	N/A	40 CFR Part 63, Subpart F	Emission unit is not used in the process of manufacturing as a primary product one or more of the chemicals listed in this subpart. Emission unit is not located within a HON CMPU.
USP102	N/A	40 CFR Part 63, Subpart F	Emission unit is not used in the process of manufacturing as a primary product one or more of the chemicals listed in this subpart. Emission unit is not located within a HON CMPU.
UT01	N/A	40 CFR Part 60, Subpart NNN	Facility constructed prior to December 30, 1983 and not reconstructed or modified after that date.
UT02	N/A	30 TAC Chapter 115, Vent Gas Controls	This source does not meet the vent gas definition
UT02	N/A	40 CFR Part 60, Subpart NNN	Unit cannot be defined as one of the affected units identified in 60.660(b)
UT101	N/A	30 TAC Chapter 115, Vent Gas Controls	This source does not meet vent gas definition.
UT101	N/A	40 CFR Part 60, Subpart NNN	Facility constructed prior to December 30, 1983 and not reconstructed or modified after that



### Permit Shield

The Executive Director of the TCEQ has determined that the permit holder is not required to comply with the specific regulation(s) identified for each emission unit, group, or process in this table.

Unit / Group / Process ID No.	Group / Inclusive Units	Regulation	Basis of Determination
			date.
UT102	N/A	40 CFR Part 60, Subpart NNN	Facility constructed prior to December 30, 1983 and not reconstructed or modified after that date.
UTK01	N/A	40 CFR Part 60, Subpart K	Does not store petroleum liquids
UTK201A	N/A	40 CFR Part 60, Subpart K	Storage tank does not store petroleum liquids
UTK201B	N/A	40 CFR Part 60, Subpart K	Storage tank does not store petroleum liquids
UTK202	N/A	40 CFR Part 60, Subpart K	Storage tank does not store petroleum liquids
UTK203	N/A	30 TAC Chapter 115, Storage of VOCs	Storage tank capacity is less than 1,000 gallons.
UTK203	N/A	40 CFR Part 60, Subpart K	Storage tank does not store petroleum liquids
VE-LC-01	N/A	40 CFR Part 63, Subpart F	Emission unit is not used in the process of manufacturing as a primary product one or more of the chemicals listed in this subpart. Emission unit is not located within a HON CMPU.
VE-PC-01	N/A	40 CFR Part 63, Subpart F	Emission unit is not used in the process of manufacturing as a primary product one or more of the chemicals listed in this subpart. Emission unit is not located within a HON CMPU.
VE-VC-01	N/A	40 CFR Part 63, Subpart F	Emission unit is not used in the process of manufacturing as a primary product one or more of the chemicals listed in this subpart. Emission unit is not located within a HON CMPU.
VOCSYSTEMXX	N/A	40 CFR Part 60, Subpart III	Plant does not produce process waste gas streams from facilities which could be considered reactors subject to NSPS III.

### Permit Shield

The Executive Director of the TCEQ has determined that the permit holder is not required to comply with the specific regulation(s) identified for each emission unit, group, or process in this table.

Unit / Group / Process ID No.	Group / Inclusive Units	Regulation	Basis of Determination
VOCSYSTEMXX	N/A	40 CFR Part 60, Subpart NNN	Per §63.1100(g)(2)(ii) facilities subject to NSPS NNN and MACT YY are required only to meet MACT YY requirements after MACT YY compliance date.
VOCSYSTEMXX	N/A	40 CFR Part 60, Subpart RRR	Per §63.1100(g)(2)(ii) facilities subject to NSPS RRR and MACT YY are required only to meet MACT YY requirements after MACT YY compliance date.
XAF01	N/A	30 TAC Chapter 112, Sulfur Compounds	The unit does not fire liquid fuel.
XAF01	N/A	40 CFR Part 60, Subpart RRR	Plant does not produce process waste gas streams from facilities which could be consider reactors subject to NSPS Subpart RRR. Start-up and construction nonfiction still required.
XAF01-DEC	N/A	40 CFR Part 63, Subpart F	Emission unit is not used in the process of manufacturing as a primary product one or more of the chemicals listed in this subpart. Emission unit is not located within a HON CMPU.
XBF01	N/A	30 TAC Chapter 112, Sulfur Compounds	The unit does not fire liquid fuel.
XBF01	N/A	40 CFR Part 60, Subpart RRR	Plant does not produce process waste gas streams from facilities which could be considered reactors subject to NSPS RRR. Start-up and construction notification still required
XBF01-DEC	N/A	40 CFR Part 63, Subpart F	Emission unit is not used in the process of manufacturing as a primary product one or more of the chemicals listed in this subpart. Emission unit is not located within a HON CMPU.
XCF01	N/A	30 TAC Chapter 112, Sulfur Compounds	The unit does not fire liquid fuel.

### Permit Shield

The Executive Director of the TCEQ has determined that the permit holder is not required to comply with the specific regulation(s) identified for each emission unit, group, or process in this table.

Unit / Group / Process ID No.	Group / Inclusive Units	Regulation	Basis of Determination
XCF01	N/A	40 CFR Part 60, Subpart RRR	Plant does not produce process waste gas streams from facilities which could be considered reactors subject to NSPS RRR. Start-up and construction notification still required
XCF01-DEC	N/A	40 CFR Part 63, Subpart F	Emission unit is not used in the process of manufacturing as a primary product one or more of the chemicals listed in this subpart. Emission unit is not located within a HON CMPU.
XDF01	N/A	30 TAC Chapter 112, Sulfur Compounds	The unit does not fire liquid fuel.
XDF01	N/A	40 CFR Part 60, Subpart RRR	Plant does not produce process waste gas streams from facilities which could be considered reactors subject to NSPS RRR. Start-up and construction notification still required
XDF01-DEC	N/A	40 CFR Part 63, Subpart F	Emission unit is not used in the process of manufacturing as a primary product one or more of the chemicals listed in this subpart. Emission unit is not located within a HON CMPU.
XEF01	N/A	30 TAC Chapter 112, Sulfur Compounds	The unit does not fire liquid fuel.
XEF01	N/A	40 CFR Part 60, Subpart RRR	Plant does not produce process waste gas streams from facilities which could be considered reactors subject to NSPS RRR. Start-up and construction notification still required
XEF01-DEC	N/A	40 CFR Part 63, Subpart F	Emission unit is not used in the process of manufacturing as a primary product one or more of the chemicals listed in this subpart. Emission

### Permit Shield

The Executive Director of the TCEQ has determined that the permit holder is not required to comply with the specific regulation(s) identified for each emission unit, group, or process in this table.

Unit / Group / Process ID No.	Group / Inclusive Units	Regulation	Basis of Determination
			unit is not located within a HON CMPU.
XFF01	N/A	30 TAC Chapter 112, Sulfur Compounds	The unit does not fire liquid fuel.
XFF01	N/A	40 CFR Part 60, Subpart RRR	Plant does not produce process waste gas streams from facilities which could be considered reactors subject to NSPS RRR. Start-up and construction notification still required
XFF01-DEC	N/A	40 CFR Part 63, Subpart F	Emission unit is not used in the process of manufacturing as a primary product one or more of the chemicals listed in this subpart. Emission unit is not located within a HON CMPU.
XGF01	N/A	30 TAC Chapter 112, Sulfur Compounds	The unit does not fire liquid fuel
XGF01	N/A	40 CFR Part 60, Subpart RRR	Plant does not produce process waste gas streams from facilities which could be considered reactors subject to NSPS RRR. Start-up and construction notification still required
XGF01-DEC	N/A	40 CFR Part 63, Subpart F	Emission unit is not used in the process of manufacturing as a primary product one or more of the chemicals listed in this subpart. Emission unit is not located within a HON CMPU.
XKT01	N/A	40 CFR Part 63, Subpart F	Emission unit is not used in the process of manufacturing as a primary product one or more of the chemicals listed in this subpart. Emission unit is not located within a HON CMPU.
XLD09A	N/A	40 CFR Part 63, Subpart F	Emission unit is not used in the process of manufacturing as a primary product one or more of the chemicals listed in this subpart. Emission

### Permit Shield

The Executive Director of the TCEQ has determined that the permit holder is not required to comply with the specific regulation(s) identified for each emission unit, group, or process in this table.

Unit / Group / Process ID No.	Group / Inclusive Units	Regulation	Basis of Determination
			unit is not located within a HON CMPU.
XLD09B	N/A	40 CFR Part 63, Subpart F	Emission unit is not used in the process of manufacturing as a primary product one or more of the chemicals listed in this subpart. Emission unit is not located within a HON CMPU.
XMD17A	N/A	40 CFR Part 63, Subpart F	Emission unit is not used in the process of manufacturing as a primary product one or more of the chemicals listed in this subpart. Emission unit is not located within a HON CMPU.
XMD17B	N/A	40 CFR Part 63, Subpart F	Emission unit is not used in the process of manufacturing as a primary product one or more of the chemicals listed in this subpart. Emission unit is not located within a HON CMPU.
XMD17C	N/A	40 CFR Part 63, Subpart F	Emission unit is not used in the process of manufacturing as a primary product one or more of the chemicals listed in this subpart. Emission unit is not located within a HON CMPU.
XMD17D	N/A	40 CFR Part 63, Subpart F	Emission unit is not used in the process of manufacturing as a primary product one or more of the chemicals listed in this subpart. Emission unit is not located within a HON CMPU.
XMLTK02	N/A	40 CFR Part 60, Subpart Kb	Storage tank capacity is less than 19,800 gallons.
XMR02	N/A	40 CFR Part 60, Subpart RRR	Plant does not produce process waste gas streams from facilities which could be considered reactors subject to NSPS Subpart RRR. Start-up and construction notifications still required.

### Permit Shield

The Executive Director of the TCEQ has determined that the permit holder is not required to comply with the specific regulation(s) identified for each emission unit, group, or process in this table.

Unit / Group / Process ID No.	Group / Inclusive Units	Regulation	Basis of Determination
XMR03A	N/A	40 CFR Part 60, Subpart RRR	Plant does not produce process waste gas streams from facilities which could be considered reactors subject to NSPS Subpart RRR. Start-up and construction notifications still required.
XMR03B	N/A	40 CFR Part 60, Subpart RRR	Plant does not produce process waste gas streams from facilities which could be considered reactors subject to NSPS Subpart RRR. Start-up and construction notifications still required.
XMT01	N/A	30 TAC Chapter 115, Vent Gas Controls	This source does not meet the vent gas definition
XMT01	N/A	40 CFR Part 60, Subpart NNN	Unit cannot be defined as one of the affected units identified in 60.660(b)
XMT03	N/A	30 TAC Chapter 115, Vent Gas Controls	This source does not meet the vent gas definition
XMT03	N/A	40 CFR Part 60, Subpart NNN	Unit cannot be defined as one of the affected units identified in 60.660(b)
XMT04	N/A	30 TAC Chapter 115, Vent Gas Controls	This source does not meet the vent gas definition
XMT04	N/A	40 CFR Part 60, Subpart NNN	Unit cannot be defined as one of the affected units identified in 60.660(b)
XZD05	N/A	40 CFR Part 63, Subpart F	Emission unit is not used in the process of manufacturing as a primary product one or more of the chemicals listed in this subpart. Emission unit is not located within a HON CPMU.
XZD06	N/A	40 CFR Part 63, Subpart F	Emission unit is not used in the process of

### Permit Shield

The Executive Director of the TCEQ has determined that the permit holder is not required to comply with the specific regulation(s) identified for each emission unit, group, or process in this table.

Unit / Group / Process ID No.	Group / Inclusive Units	Regulation	Basis of Determination
			manufacturing as a primary product one or more of the chemicals listed in this subpart. Emission unit is not located within a HON CMPU.
XZD08	N/A	40 CFR Part 63, Subpart F	Emission unit is not used in the process of manufacturing as a primary product one or more of the chemicals listed in this subpart. Emission unit is not located within a HON CMPU.
XZD09	N/A	40 CFR Part 63, Subpart F	Emission unit is not used in the process of manufacturing as a primary product one or more of the chemicals listed in this subpart. Emission unit is not located within a HON CMPU.
XZD10	N/A	40 CFR Part 60, Subpart Kb	Storage tank capacity < 19,800 gallons
XZD12	N/A	40 CFR Part 60, Subpart Kb	Storage tank capacity < 19,800 gallons
XZL06	N/A	40 CFR Part 63, Subpart VV	Facility does not control air emissions from an oil-water and organic-water separator for which another subpart of 40 CFR 60, 61, or 63 references.
XZL07	N/A	40 CFR Part 63, Subpart VV	Facility does not control air emissions from an oil-water and organic-water separator for which another subpart of 40 CFR 60, 61, or 63 references.
XZLTK16	N/A	40 CFR Part 60, Subpart Kb	Storage tank capacity < 19,800 gallons
XZR01	N/A	30 TAC Chapter 115, Vent Gas Controls	This source does not meet the vent gas definition
XZR01	N/A	40 CFR Part 60, Subpart RRR	Facility does not produce a chemical listed in 60.707 as a product, co-product by-product or intermediate.

### Permit Shield

The Executive Director of the TCEQ has determined that the permit holder is not required to comply with the specific regulation(s) identified for each emission unit, group, or process in this table.

Unit / Group / Process ID No.	Group / Inclusive Units	Regulation	Basis of Determination
XZR01	N/A	40 CFR Part 63, Subpart F	Emission unit is not used in the process of manufacturing as a primary product one or more of the chemicals listed in this subpart. Emission unit is not located within a HON CMPU.
XZTK01	N/A	40 CFR Part 60, Subpart Kb	Storage tank capacity is less than 19,800 gallons.
XZTK01	N/A	40 CFR Part 61, Subpart Y	Does not store benzene with a specific gravity specified in 61.270(a).
XZTK02	N/A	40 CFR Part 60, Subpart Kb	Storage tank capacity is less than 19,800 gallons.
XZTK02	N/A	40 CFR Part 61, Subpart Y	Storage tank does not store benzene with a specific gravity specified in 61.270(a)
XZTK06	N/A	40 CFR Part 61, Subpart Y	Does not store benzene with a specific gravity specified in 61.270(a).
XZTK07	N/A	40 CFR Part 60, Subpart Kb	Storage tank capacity < 19,800 gallons
XZTK07	N/A	40 CFR Part 61, Subpart Y	Does not store benzene with a specific gravity specified in 61.270(a).
XZTK11	N/A	40 CFR Part 60, Subpart Kb	Storage tank capacity < 19,800 gallons
XZTK21	N/A	30 TAC Chapter 115, Storage of VOCs	Storage tank capacity is less than 1,000 gallons.
XZTK21	N/A	40 CFR Part 60, Subpart Kb	Storage tank stores petroleum liquid that has a Reid vapor pressure of < 1.0 psia and a maximum true vapor pressure <= 1.0 psia
XZTK22	N/A	30 TAC Chapter 115, Storage of VOCs	Storage tank capacity is less than 1,000 gallons.
XZTK22	N/A	40 CFR Part 60, Subpart Kb	Storage tank capacity is less than 19,800



### Permit Shield

The Executive Director of the TCEQ has determined that the permit holder is not required to comply with the specific regulation(s) identified for each emission unit, group, or process in this table.

Unit / Group / Process ID No.	Group / Inclusive Units	Regulation	Basis of Determination
			gallons.
XZTK23	N/A	30 TAC Chapter 115, Storage of VOCs	Storage tank capacity is less than 1,000 gallons.
XZTK23	N/A	40 CFR Part 60, Subpart Kb	Storage tank capacity is less than 19,800 gallons.
XZTK24	N/A	30 TAC Chapter 115, Storage of VOCs	Storage tank capacity is less than 1,000 gallons.
XZTK24	N/A	40 CFR Part 60, Subpart Kb	Storage tank capacity is less than 19,800 gallons.
XZXUT51	N/A	30 TAC Chapter 115, Industrial Wastewater	Stream does not meet the definition of affected wastewater stream, VOC concentration of the stream is < 10,000 ppmv or <= to 1,000 ppmv with a flowrate >= 10 liter per min (2.64 gpm)
XZXUT52	N/A	30 TAC Chapter 115, Industrial Wastewater	Stream does not meet the definition of affected wastewater stream, VOC concentration of the stream is < 10,000 ppmv or <= to 1,000 ppmv with a flowrate >= 10 liter per min (2.64 gpm)
ZD02	N/A	40 CFR Part 63, Subpart F	Emission unit is not used in the process of manufacturing as a primary product one or more of the chemicals listed in this subpart. Emission unit is not located within a HON CMPU.
ZD10	N/A	40 CFR Part 63, Subpart F	Emission unit is not used in the process of manufacturing as a primary product one or more of the chemicals listed in this subpart. Emission unit is not located within a HON CMPU.
ZD23	N/A	40 CFR Part 63, Subpart F	Emission unit is not used in the process of manufacturing as a primary product one or more of the chemicals listed in this subpart. Emission unit is not located within a HON CMPU.

### Permit Shield

The Executive Director of the TCEQ has determined that the permit holder is not required to comply with the specific regulation(s) identified for each emission unit, group, or process in this table.

Unit / Group / Process ID No.	Group / Inclusive Units	Regulation	Basis of Determination
ZD32	N/A	40 CFR Part 63, Subpart F	Emission unit is not used in the process of manufacturing as a primary product one or more of the chemicals listed in this subpart. Emission unit is not located within a HON CMPU.
ZD34	N/A	40 CFR Part 63, Subpart F	Emission unit is not used in the process of manufacturing as a primary product one or more of the chemicals listed in this subpart. Emission unit is not located within a HON CMPU.
ZD43	N/A	40 CFR Part 63, Subpart EEEE	Is a pressure vessel designed to operate in excess of 204.9 kilopascals and without emissions to the atmosphere, and therefore does not meet the definition of a storage tank.
ZSP26	N/A	40 CFR Part 63, Subpart F	Emission unit is not used in the process of manufacturing as a primary product one or more of the chemicals listed in this subpart. Emission unit is not located within a HON CMPU.
ZTK08	N/A	40 CFR Part 60, Subpart K	Reid VP < 1.0 psia and Max. tvp <= 1.0 psia
ZTK09A	N/A	40 CFR Part 60, Subpart K	Does not store petroleum liquids
ZTK09B	N/A	40 CFR Part 60, Subpart K	Does not store petroleum liquids
ZTK10	N/A	40 CFR Part 60, Subpart K	Does not store petroleum liquids
ZTK11	N/A	40 CFR Part 60, Subpart K	Reid VP < 1.0 psia and Max. tvp <= 1.0 psia
ZTK12A	N/A	40 CFR Part 60, Subpart K	Does not store petroleum liquids
ZTK13	N/A	40 CFR Part 60, Subpart Kb	Storage tank stores VOC with true vapor pressure < 0.5 psia
ZTK13A	N/A	40 CFR Part 60, Subpart Kb	Storage tank capacity is less than 19,800 gallons.

### Permit Shield

The Executive Director of the TCEQ has determined that the permit holder is not required to comply with the specific regulation(s) identified for each emission unit, group, or process in this table.

Unit / Group / Process ID No.	Group / Inclusive Units	Regulation	Basis of Determination
ZTK13B	N/A	40 CFR Part 60, Subpart Kb	Storage tank capacity is less than 19,800 gallons.
ZTK13C	N/A	40 CFR Part 60, Subpart Kb	Storage tank capacity is less than 19,800 gallons.
ZTK20	N/A	40 CFR Part 60, Subpart K	Does not store petroleum liquids
ZTK25	N/A	40 CFR Part 60, Subpart K	Does not store petroleum liquids
ZTK27	N/A	40 CFR Part 60, Subpart K	Capacity < 40,000 gallons
ZTK28	N/A	40 CFR Part 60, Subpart K	Capacity < 40,000 gallons

**New Source Review Authorization References**

**New Source Review Authorization References ..... 507**

**New Source Review Authorization References by Emission Unit ..... 508**

### New Source Review Authorization References

The New Source Review authorizations listed in the table below are applicable requirements under 30 TAC Chapter 122 and enforceable under this operating permit.

<b>Prevention of Significant Deterioration (PSD) Permits</b>	
PSD Permit No.: PSDTX302M2	Issuance Date: 08/25/2022
<b>Title 30 TAC Chapter 116 Permits, Special Permits, and Other Authorizations (Other Than Permits By Rule, PSD Permits, or NA Permits) for the Application Area.</b>	
Authorization No.: 3452	Issuance Date: 08/25/2022
Authorization No.: 53401	Issuance Date: 07/28/2021
Authorization No.: 79047	Issuance Date: 12/22/2015
Authorization No.: 80283	Issuance Date: 06/20/2016
Authorization No.: 89698	Issuance Date: 02/07/2019
Authorization No.: 102982	Issuance Date: 01/31/2022
Authorization No.: 123435	Issuance Date: 10/06/2014
Authorization No.: 131869	Issuance Date: 10/13/2021
Authorization No.: 154040	Issuance Date: 10/29/2018
Authorization No.: 169356	Issuance Date: 07/13/2022
Authorization No.: PAL6	Issuance Date: 08/25/2022
<b>Permits By Rule (30 TAC Chapter 106) for the Application Area</b>	
Number: 106.122	Version No./Date: 09/04/2000
Number: 106.261	Version No./Date: 09/04/2000
Number: 106.261	Version No./Date: 11/01/2003
Number: 106.262	Version No./Date: 09/04/2000
Number: 106.262	Version No./Date: 11/01/2003
Number: 106.263	Version No./Date: 11/01/2001
Number: 106.371	Version No./Date: 09/04/2000
Number: 106.454	Version No./Date: 11/01/2001
Number: 106.473	Version No./Date: 09/04/2000
Number: 106.475	Version No./Date: 09/04/2000
Number: 106.476	Version No./Date: 09/04/2000
Number: 106.478	Version No./Date: 09/04/2000
Number: 106.511	Version No./Date: 09/04/2000
Number: 106.512	Version No./Date: 06/13/2001
Number: 118	Version No./Date: 05/12/1981

### New Source Review Authorization References by Emissions Unit

The following is a list of New Source Review (NSR) authorizations for emission units listed elsewhere in this operating permit. The NSR authorizations are applicable requirements under 30 TAC Chapter 122 and enforceable under this operating permit.

Unit/Group/Process ID No.	Emission Unit Name/Description	New Source Review Authorization**
AD15	BTFE IMPORT KNOCKOUT DRUM	3452, PAL6, PSDTX302M2
AD16	SPENT WATER FLASH DRUM	3452, PAL6, PSDTX302M2
ANALYZ	ANALYZER VENTS	3452, PAL6, PSDTX302M2, 106.261/11/01/2003 [71717]
APISEP	OIL/WATER SEPARATOR	3452, PAL6, PSDTX302M2
AR01	CLEU-3 C2'S-CRACK ARSINE REACTOR	3452, PAL6, PSDTX302M2
AT01	REFINERY GAS SCRUBBER	3452, PAL6, PSDTX302M2
BASEFUELV	BASE PLANT HRVOC FUEL VENTS	3452, PAL6, PSDTX302M2
BDVENT	BD TANK EMACT PRD VENTS	3452, PAL6, PSDTX302M2
BLRSTACK	BOILER STACK	3452, PAL6, PSDTX302M2
BOILERA	BOILER A	3452, PAL6, PSDTX302M2
BOILERB	BOILER B	3452, PAL6, PSDTX302M2
BOILERC	BOILER C	3452, 131869, PAL6, PSDTX302M2
BOILERD	BOILER D	3452, 131869, PAL6, PSDTX302M2
BOPCT	COOLING TOWER	3452, PAL6, PSDTX302M2
BOPFUG	BOP FUGITIVE EMISSIONS SUBJECT TO CHAPTER 115	3452, 79047, 80283, 89698, 169356, PAL6, PSDTX302M2, 106.261/09/04/2000 [52330, 54383, 54793, 55105, 55660], 106.261/11/01/2003 [71717, 73880, 74541, 78611, 81754, 85189, 95582], 106.262/11/01/2003 [74541, 81754, 85189], 118/05/24/1995 [29094]
BOPICXS1	CLEANING SOLVENTS EXEMPT 115	3452, PAL6, PSDTX302M2
BOPICXS2	CLEANING SOLVENTS EXEMPT OTHER	3452, PAL6, PSDTX302M2

**New Source Review Authorization References by Emissions Unit**

The following is a list of New Source Review (NSR) authorizations for emission units listed elsewhere in this operating permit. The NSR authorizations are applicable requirements under 30 TAC Chapter 122 and enforceable under this operating permit.

Unit/Group/Process ID No.	Emission Unit Name/Description	New Source Review Authorization**
BOPICXS3	CLEANING SOLVENTS EXEMPT AEROSOL	3452, PAL6, PSDTX302M2
BOPICSPROA	CLEANING SOLVENTS VOC	3452, PAL6, PSDTX302M2
BOPICSPROB	CLEANING SOLVENTS VP	3452, PAL6, PSDTX302M2
BOPXCT	BOP-X COOLING TOWER	3452, PAL6, PSDTX302M2
BOPXPAC1	BOP-X DPACK ENGINE	PAL6, 106.512/06/13/2001 [87751]
BOPXPAC2	BOP-X DPAC ENGINE 2	PAL6, 106.512/06/13/2001 [139961]
BOPXXCT	COOLING TOWER	102982, PAL6
BOPXXFUG	BOPXX FUGITIVE	102982, PAL6, 106.261/11/01/2003 [160685, 168286, 168893, 172278], 106.262/11/01/2003 [166596]
C1042	COLD ENDS ANTIFLOULANT STORAGE TANK	PAL6, 106.473/09/04/2000
CAF01	PYROLYSIS FURNACE A	3452, PAL6, PSDTX302M2
CAF01	PYROLYSIS FURNACE A STACK	3452, PAL6, PSDTX302M2
CAF01-DEC	DECOKING KNOCKOUT DRUM VENT A	3452, PAL6, PSDTX302M2, 106.261/11/01/2003 [146579], 106.262/11/01/2003 [146579]
CAF01WW	PYROLYSIS FURNACE	3452, PAL6, PSDTX302M2
CBF01	PYROLYSIS FURNACE B	3452, PAL6, PSDTX302M2
CBF01-DEC	DECOKING KNOCKOUT DRUM VENT B	3452, PAL6, PSDTX302M2, 106.261/11/01/2003 [146579], 106.262/11/01/2003 [146579]
CBF01WW	PYROLYSIS FURNACE B	3452, PAL6, PSDTX302M2
CBLOAD-1	BOP/BOPX COLD BOX SPENT METHANOL/PROPANOL LOADING	3452, 123435, PAL6, PSDTX302M2
CCF01	PYROLYSIS FURNACE C	3452, PAL6, PSDTX302M2

**New Source Review Authorization References by Emissions Unit**

The following is a list of New Source Review (NSR) authorizations for emission units listed elsewhere in this operating permit. The NSR authorizations are applicable requirements under 30 TAC Chapter 122 and enforceable under this operating permit.

Unit/Group/Process ID No.	Emission Unit Name/Description	New Source Review Authorization**
CCF01-DEC	DECOKING KNOCKOUT DRUM VENT C	3452, PAL6, PSDTX302M2, 106.261/11/01/2003 [146579], 106.262/11/01/2003 [146579]
CCF01WW	PYROLYSIS FURNACE C	3452, PAL6, PSDTX302M2
CDANALYZER	FLARE SYSTEM ANALYZER VENTS	PAL6, 106.261/11/01/2003 [153939], 106.262/11/01/2003 [153939]
CDF01	PYROLYSIS FURNACE D	3452, PAL6, PSDTX302M2
CDF01-DEC	DECOKING KNOCKOUT DRUM VENT D	3452, PAL6, PSDTX302M2, 106.261/11/01/2003 [146579], 106.262/11/01/2003 [146579]
CDF01WW	PYROLYSIS FURNACE D	3452, PAL6, PSDTX302M2
CEF01	PYROLYSIS FURNACE E	3452, PAL6, PSDTX302M2
CEF01-DEC	DECOKING KNOCKOUT DRUM VENT E	3452, PAL6, PSDTX302M2, 106.261/11/01/2003 [146579], 106.262/11/01/2003 [146579]
CEF01WW	PYROLYSIS FURNACE E	3452, PAL6, PSDTX302M2
CFF01	PYROLYSIS FURNACE F	3452, PAL6, PSDTX302M2
CFF01-DEC	DECOKING KNOCKOUT DRUM VENT F	3452, PAL6, PSDTX302M2, 106.261/11/01/2003 [146579], 106.262/11/01/2003 [146579]
CFF01WW	PYROLYSIS FURNACE F	3452, PAL6, PSDTX302M2
CGF01	PYROLYSIS FURNACE G	3452, PAL6, PSDTX302M2
CGF01-DEC	DECOKING KNOCKOUT DRUM VENT G	3452, PAL6, PSDTX302M2, 106.261/11/01/2003 [146579], 106.262/11/01/2003 [146579]
CGF01WW	PYROLYSIS FURNACE G	3452, PAL6, PSDTX302M2
CHF01	PYROLYSIS FURNACE H	3452, PAL6, PSDTX302M2
CHF01-DEC	DECOKING KNOCKOUT DRUM VENT H	3452, PAL6, PSDTX302M2, 106.261/11/01/2003



**New Source Review Authorization References by Emissions Unit**

The following is a list of New Source Review (NSR) authorizations for emission units listed elsewhere in this operating permit. The NSR authorizations are applicable requirements under 30 TAC Chapter 122 and enforceable under this operating permit.

Unit/Group/Process ID No.	Emission Unit Name/Description	New Source Review Authorization**
		[146579], 106.262/11/01/2003 [146579]
CHF01WW	PYROLYSIS FURNACE H	3452, PAL6, PSDTX302M2
CIF01	PYROLYSIS FURNACE I	3452, PAL6, PSDTX302M2
CIF01-DEC	DECOKING KNOCKOUT DRUM VENT I	3452, PAL6, PSDTX302M2, 106.261/11/01/2003 [146579], 106.262/11/01/2003 [146579]
CIF01WW	PYROLYSIS FURNACE I	3452, PAL6, PSDTX302M2
CJF01	PYROLYSIS FURNACE J	3452, PAL6, PSDTX302M2
CJF01-DEC	DECOKING KNOCKOUT DRUM VENT J	3452, PAL6, PSDTX302M2, 106.261/11/01/2003 [146579], 106.262/11/01/2003 [146579]
CJF01WW	PYROLYSIS FURNACE J	3452, PAL6, PSDTX302M2
COF01	PYROLYSIS FURNACE O	3452, PAL6, PSDTX302M2
COF01-DEC	DECOKING KNOCKOUT DRUM VENT O	3452, PAL6, PSDTX302M2, 106.261/11/01/2003 [146579], 106.262/11/01/2003 [146579]
COF01WW	PYROLYSIS FURNACE O	3452, PAL6, PSDTX302M2
CQF01	PYROLYSIS FURNACE O	3452, PAL6, PSDTX302M2
CQF01	PYROLYSIS FURNACE Q	3452, PAL6, PSDTX302M2
CQF01-DEC	DECOKING KNOCKOUT DRUM VENT Q	3452, PAL6, PSDTX302M2, 106.261/11/01/2003 [146579], 106.262/11/01/2003 [146579]
CQF01WW	PYROLYSIS FURNACE Q	3452, PAL6, PSDTX302M2
DEGREASERB	DEGREASER B	PAL6, 106.454/11/01/2001
DIESEL1A	SUBSTATION 1A DIESEL ENGINE	3452, PAL6, PSDTX302M2
DIESEL4	SUBSTATION 4 DIESEL ENGINE	3452, PAL6, PSDTX302M2

### New Source Review Authorization References by Emissions Unit

The following is a list of New Source Review (NSR) authorizations for emission units listed elsewhere in this operating permit. The NSR authorizations are applicable requirements under 30 TAC Chapter 122 and enforceable under this operating permit.

Unit/Group/Process ID No.	Emission Unit Name/Description	New Source Review Authorization**
DIESEL4A	SUBSTATION 4 DIESEL ENGINE	PAL6, 106.511/09/04/2000
DIESELFW	FIREWATER DIESEL ENGINE	3452, PAL6, PSDTX302M2
DIESELGCRK	DIESEL PUMP	3452, PAL6, PSDTX302M2, 106.512/06/13/2001
DIESELXX01	BACKUP GENERATOR ENGINE 1	102982, PAL6
DIESELXX02	BACKUP GENERATOR ENGINE 2	102982, PAL6
DIESELXX03	BACKUP GENERATOR ENGINE 3	102982, PAL6
FLAREX	BOP-X FLARE	3452, PAL6, PSDTX302M2, 106.261/11/01/2003 [71717]
FLAREX-VENT	FLAREX VENT	3452, PAL6, PSDTX302M2
FLAREXX1	ELEVATED FLARE	102982, PAL6
FLAREXX2	MULTI-POINT GROUND FLARE	102982, PAL6
FLRHDRXX	FLARE HEADER	102982, PAL6
HEPAC1	AIR COMPRESSOR	PAL6, 106.512/06/13/2001 [87751]
HEPAC2	AIR COMPRESSOR	PAL6, 106.512/06/13/2001 [87751]
HRSG1	HEAT RECOVERY STEAM GENERATOR #1	3452, 53401, PAL6, PSDTX302M2
HRSG2	HEAT RECOVERY STEAM GENERATOR #2	3452, 53401, PAL6, PSDTX302M2
HRSG3	HEAT RECOVERY STEAM GENERATOR #3	3452, 53401, PAL6, PSDTX302M2
HRSG4	HEAT RECOVERY STEAM GENERATOR #4	3452, 53401, 131869, 169356, PAL6, PSDTX302M2
HRSG5	HEAT RECOVERY STEAM GENERATOR #5	3452, PAL6, PSDTX302M2
IBNVENT	IBN TANK EMAX PRD VENTS	3452, PAL6, PSDTX302M2

**New Source Review Authorization References by Emissions Unit**

The following is a list of New Source Review (NSR) authorizations for emission units listed elsewhere in this operating permit. The NSR authorizations are applicable requirements under 30 TAC Chapter 122 and enforceable under this operating permit.

Unit/Group/Process ID No.	Emission Unit Name/Description	New Source Review Authorization**
ICSGT01	DIESEL STARTER ON BTGP1	3452, PAL6, PSDTX302M2
ICSGT02	DIESEL STARTER ON BTGP2	3452, PAL6, PSDTX302M2
ICSGT03	DIESEL STARTER ON BTGP3	3452, PAL6, PSDTX302M2
KD01	PRIMARY FRACT. DISTILLATE DRUM	3452, PAL6, PSDTX302M2
KLTk-01A	AQUEOUS MORPHOLINE STORAGE TANK	PAL6, 106.262/11/01/2003
KT01	PRIMARY FRACTIONATOR	3452, PAL6, PSDTX302M2
KT02	QUENCH TOWER	3452, PAL6, PSDTX302M2
KT03	GAS OIL STRIPPER	3452, PAL6, PSDTX302M2
KT04	SOUR WATER STRIPPER	3452, PAL6, PSDTX302M2
KT05	KT05 TOWER	3452, PAL6, PSDTX302M2
LABVENT	VENT FROM BOP LABORATORY VENT SYSTEM	3452, PAL6, PSDTX302M2
LD25	RED OIL DRUM	3452, 123435, PAL6, PSDTX302M2
LD25-1	LD-25 RED OIL LOADING	3452, PAL6, PSDTX302M2
LOADXX	BOPXX LOADING	102982, PAL6
LT01	PYROLYSIS GASOLINE STRIPPER	3452, PAL6, PSDTX302M2
LT02	CAUSTIC WATER WASH TOWER	3452, PAL6, PSDTX302M2
LT03	CLEU #3 GAS AMMONIA SCRUBBER	3452, PAL6, PSDTX302M2
LT04	PCU AMMONIA SCRUBBER	3452, PAL6, PSDTX302M2
LT05	SECONDARY CAUSTIC TOWER	3452, PAL6, PSDTX302M2
LT06A	CAUSTIC SOLUTION STRIPPER	3452, PAL6, PSDTX302M2
LUNCHTNT	ENGINE/DIESEL	154040, PAL6

**New Source Review Authorization References by Emissions Unit**

The following is a list of New Source Review (NSR) authorizations for emission units listed elsewhere in this operating permit. The NSR authorizations are applicable requirements under 30 TAC Chapter 122 and enforceable under this operating permit.

Unit/Group/Process ID No.	Emission Unit Name/Description	New Source Review Authorization**
MD20	ANTIFOULANT STORAGE DRUM	3452, PAL6, PSDTX302M2, 106.261/11/01/2003
MR01	REACTOR	3452, PAL6, PSDTX302M2
MR02	REACTOR	3452, PAL6, PSDTX302M2
MR03A	ACETYLENE CONVERTER	3452, PAL6, PSDTX302M2, 106.263/11/01/2001
MR03B	ACETYLENE CONVERTER	3452, PAL6, PSDTX302M2
MR03C	ACETYLENE CONVERTER	3452, PAL6, PSDTX302M2
MR03D	ACETYLENE CONVERTER	3452, PAL6, PSDTX302M2
MR04	ACETYLENE CONVERTER	3452, PAL6, PSDTX302M2
MR05	METHANATOR REACTOR	3452, PAL6, PSDTX302M2
MT01	DEMETHANIZER	3452, PAL6, PSDTX302M2
MT02	METHANE ABSORBER	3452, PAL6, PSDTX302M2
MT03	DEETHANIZER	3452, PAL6, PSDTX302M2
MT04	C2 SPLITTER	3452, PAL6, PSDTX302M2
MTK01	METHANOL TANK	3452, PAL6, PSDTX302M2
MTK02	ETHYLENE GLYCOL STORAGE TANK	PAL6, 106.478/09/04/2000
ND08	CONVERTER REGEN K.O. DRUM	3452, PAL6, PSDTX302M2
NR01A	1ST STAGE MAP CONVERTER	3452, PAL6, PSDTX302M2
NR01B	1ST STAGE MAP CONVERTER	3452, PAL6, PSDTX302M2
NR02	2ND STAGE MAP CONVERTER	3452, PAL6, PSDTX302M2
NT01	C3 & C4 FRACT. DEPROPANIZER	3452, PAL6, PSDTX302M2
NT02	C3 RERUN TOWER	3452, PAL6, PSDTX302M2

### New Source Review Authorization References by Emissions Unit

The following is a list of New Source Review (NSR) authorizations for emission units listed elsewhere in this operating permit. The NSR authorizations are applicable requirements under 30 TAC Chapter 122 and enforceable under this operating permit.

Unit/Group/Process ID No.	Emission Unit Name/Description	New Source Review Authorization**
NT03	DEBUTANIZER	3452, PAL6, PSDTX302M2
NTK01	STORAGE TANK NTK01	3452, PAL6, PSDTX302M2
OLDLOAD	63EEEE LOADING	102982, PAL6
OLDTANK	63EEEE TANK	102982, PAL6
PRIMFL	BASE BOP FLARE	3452, PAL6, PSDTX302M2, 106.261/11/01/2003 [71717]
PRIMFL-VENT	PRIMARY FLARE VENT	3452, PAL6, PSDTX302M2
PRO-BDUNIT	BUTADIENE UNIT	3452, PAL6, PSDTX302M2
PRO-BIOX	BIOLOGICAL SYSTEM IN BOP-X	3452, PAL6, PSDTX302M2
PRO-IBNUNIT	IBN PROCESS UNIT	3452, PAL6, PSDTX302M2
PRO-LT06	SPENT CAUSTIC STRIPPER IN BASE PLANT	3452, PAL6, PSDTX302M2
PRO-WAOXX	WET AIR OXIDATION	102982, PAL6
PRO-ZIMPRO	CAUSTIC OXIDATION UNIT IN BOP-X	3452, PAL6, PSDTX302M2
PROCSEWER	BOP PROCESS SEWER	3452, PAL6, PSDTX302M2
PT03	RGR DEPROPANIZER TOWER	3452, PAL6, PSDTX302M2
RD01	RT01B DISTILLATE DRUM	3452, PAL6, PSDTX302M2
RD02	RT02 DISTILLATE DRUM	3452, PAL6, PSDTX302M2
RD05	RT03 DIESTILLATE DRUM	3452, PAL6, PSDTX302M2
RD07	RC02 SUCTION K.O.	3452, PAL6, PSDTX302M2
RD08A	ACETYLENE COMPRESSOR DRAIN POT	3452, PAL6, PSDTX302M2
RD10	RT07 DISTILLATE DRUM	3452, PAL6, PSDTX302M2

**New Source Review Authorization References by Emissions Unit**

The following is a list of New Source Review (NSR) authorizations for emission units listed elsewhere in this operating permit. The NSR authorizations are applicable requirements under 30 TAC Chapter 122 and enforceable under this operating permit.

Unit/Group/Process ID No.	Emission Unit Name/Description	New Source Review Authorization**
RD11	RT06 DISTILLATE DRUM	3452, PAL6, PSDTX302M2
RD12	CONDENSATE DRUM	3452, PAL6, PSDTX302M2
RD13	RT09 FEED DRUM	3452, PAL6, PSDTX302M2
RD14	DIMER DECANTER	3452, PAL6, PSDTX302M2
RD15	VACUUM HEATER CONDENSATE DRUM	3452, PAL6, PSDTX302M2
RD16	PURIFIED SOLVENT ACCUMULATOR	3452, PAL6, PSDTX302M2
RD17	SLOP SOLVENT SUMP	3452, PAL6, PSDTX302M2
RD18	FURFURAL DRUM	3452, 123435, PAL6, PSDTX302M2
RD22	DMF CONDENSABLE BLOWDOWN DRUM	3452, PAL6, PSDTX302M2
RD24	ACETYLENE RELEASE BLOWDOWN DRUM	3452, PAL6, PSDTX302M2
RES-LC01	COMPRESSOR DRAIN VENTS	3452, PAL6, PSDTX302M2
RES-PC01	COMPRESSOR DRAIN VENTS	3452, PAL6, PSDTX302M2
RES-VC01	COMPRESSOR DRAIN VENTS	3452, PAL6, PSDTX302M2
RT01B	1ST EXTRACTIVE DISTILLATION	3452, PAL6, PSDTX302M2
RT02	1ST SOLVENT STRIPPING TOWER	3452, PAL6, PSDTX302M2
RT03	2ND EXTRACTIVE DISTILLATION	3452, PAL6, PSDTX302M2
RT04	RECOVERY TOWER	3452, PAL6, PSDTX302M2
RT05	2ND SOLVENT STRIPPING TOWER	3452, PAL6, PSDTX302M2
RT06	DMA EXTRACTOR	3452, PAL6, PSDTX302M2
RT07	TOPPING TOWER	3452, PAL6, PSDTX302M2
RT08	TAILING TOWER	3452, PAL6, PSDTX302M2

**New Source Review Authorization References by Emissions Unit**

The following is a list of New Source Review (NSR) authorizations for emission units listed elsewhere in this operating permit. The NSR authorizations are applicable requirements under 30 TAC Chapter 122 and enforceable under this operating permit.

Unit/Group/Process ID No.	Emission Unit Name/Description	New Source Review Authorization**
RT09	SOLVENT PURIFICATION TOWER	3452, PAL6, PSDTX302M2
SD06	LOW PRESSURE FUEL GAS KNOCKOUT DRUM	3452, PAL6, PSDTX302M2
SD07	LOW PRESSURE FUEL GAS KNOCKOUT DRUM	3452, PAL6, PSDTX302M2
SECFL	SECONDARY FLARE	3452, PAL6, PSDTX302M2, 106.261/11/01/2003 [71717]
SECFL-VENT	SECONDARY FLARE VENT	3452, PAL6, PSDTX302M2
TT01	CAUSTIC/WATER WASH TOWER	3452, PAL6, PSDTX302M2
TT02	DEETHANIZER TOWER	3452, PAL6, PSDTX302M2
TT03	PROPYLENE CONCENTRATOR TOWER	3452, PAL6, PSDTX302M2
TT04	PROPYLENE CONCENTRATOR TOWER	3452, PAL6, PSDTX302M2
TT05	PARALLEL C2 SPLITTER TOWER	3452, PAL6, PSDTX302M2
UD102	UT102 REFLUX DRUM	3452, PAL6, PSDTX302M2
UD103	UNDERGROUND SUMP DRUM	3452, PAL6, PSDTX302M2
UD203	UT201 REFLUX DRUM	3452, PAL6, PSDTX302M2
UE102A	DEISOHEXANIZER OVERHEAD CONDENSER	3452, PAL6, PSDTX302M2
UE208	ISOPRENE FLASH CONDENSER	3452, PAL6, PSDTX302M2
UNLOAD-1	BOP/BOPX MISC. VOC UNLOADING WITH TVP <0.5 PSIA	3452, PAL6, PSDTX302M2, 106.262/11/01/2003 [156570]
UNLOAD-2	BOP/BOPX MISC. VOC UNLOADING WITH TVP >0.5 PSIA	3452, PAL6, PSDTX302M2
UNLOADXX	BOPXX UNLOADING	102982, PAL6
UR01A	SCN HEAT SOAKER REACTOR	3452, PAL6, PSDTX302M2

**New Source Review Authorization References by Emissions Unit**

The following is a list of New Source Review (NSR) authorizations for emission units listed elsewhere in this operating permit. The NSR authorizations are applicable requirements under 30 TAC Chapter 122 and enforceable under this operating permit.

Unit/Group/Process ID No.	Emission Unit Name/Description	New Source Review Authorization**
UR01B	HYDROTREATER REACTOR	3452, PAL6, PSDTX302M2
UR02A	HYDROTREATER GUARD REACTOR	3452, PAL6, PSDTX302M2
UR201	DIMERIZER	3452, PAL6, PSDTX302M2
USP-301	TANK	PAL6, 106.262/09/04/2000
USP03	VENT KNOCKOUT POT	3452, PAL6, PSDTX302M2
USP102	VENT KNOCKOUT POT	3452, PAL6, PSDTX302M2
UT01	RERUN TOWER	3452, PAL6, PSDTX302M2
UT02	SCN STRIPPER	3452, PAL6, PSDTX302M2
UT101	DEISOHEXANIZER	3452, PAL6, PSDTX302M2
UT102	DEBENZENIZER TOWER	3452, PAL6, PSDTX302M2
UT302UD201	TOWER	3452, PAL6, PSDTX302M2
UTK01	GASOLINE INHIBITOR STORAGE TANK	3452, PAL6, PSDTX302M2
UTK201A	CRUDE ISOPRENE TANK	3452, PAL6, PSDTX302M2
UTK201B	CRUDE ISOPRENE TANK	3452, PAL6, PSDTX302M2
UTK202	PIPERYLENE TANK	3452, PAL6, PSDTX302M2
UTK203	ISOPRENE INHIBITOR SOLUTION TANK	3452, PAL6, PSDTX302M2
UTPAC1	DIESEL ENGINE	PAL6, 106.512/06/13/2001 [96117]
UTPAC2	DIESEL ENGINE	PAL6, 106.512/06/13/2001 [96117]
UTZA03	ZA03 BACKUP SLUDGE SUMP PUMP E	PAL6, 106.512/06/13/2001
VE-LC-01	COMPRESSOR DRAIN VENTS	3452, PAL6, PSDTX302M2
VE-PC-01	COMPRESSOR DRAIN VENTS	3452, PAL6, PSDTX302M2



**New Source Review Authorization References by Emissions Unit**

The following is a list of New Source Review (NSR) authorizations for emission units listed elsewhere in this operating permit. The NSR authorizations are applicable requirements under 30 TAC Chapter 122 and enforceable under this operating permit.

Unit/Group/Process ID No.	Emission Unit Name/Description	New Source Review Authorization**
VE-VC-01	COMPRESSOR DRAIN VENTS	3452, PAL6, PSDTX302M2
VOCSYSTEMXX	VOC COLLECTION SYSTEM	102982, PAL6
XAF01	PYROLYSIS FURNACE XA	3452, PAL6, PSDTX302M2
XAF01-DEC	DECOKING KNOCKOUT DRUM VENT XA	3452, PAL6, PSDTX302M2, 106.261/11/01/2003 [146579], 106.262/11/01/2003 [146579]
XBF01	PYROLYSIS FURNACE XB	3452, PAL6, PSDTX302M2
XBF01-DEC	DECOKING KNOCKOUT DRUM VENT XB	3452, PAL6, PSDTX302M2, 106.261/11/01/2003 [146579], 106.262/11/01/2003 [146579]
XCF01	PYROLYSIS FURNACE XC	3452, PAL6, PSDTX302M2
XCF01-DEC	DECOKING KNOCKOUT DRUM VENT XC	3452, PAL6, PSDTX302M2, 106.261/11/01/2003 [146579], 106.262/11/01/2003 [146579]
XDF01	PYROLYSIS FURNACE XD	3452, PAL6, PSDTX302M2
XDF01-DEC	DECOKING KNOCKOUT DRUM VENT XD	3452, PAL6, PSDTX302M2, 106.261/11/01/2003 [146579], 106.262/11/01/2003 [146579]
XEF01	PYROLYSIS FURNACE XE	3452, PAL6, PSDTX302M2
XEF01-DEC	DECOKING KNOCKOUT DRUM VENT XE	3452, PAL6, PSDTX302M2, 106.261/11/01/2003 [146579], 106.262/11/01/2003 [146579]
XFF01	PYROLYSIS FURNACE XF	3452, PAL6, PSDTX302M2
XFF01-DEC	DECOKING KNOCKOUT DRUM VENT XF	3452, PAL6, PSDTX302M2, 106.261/11/01/2003 [146579], 106.262/11/01/2003 [146579]
XFUELVT	EXPANSION PLANT HRVOC FUEL VENTS	3452, PAL6, PSDTX302M2
XGF01	G FURNACE	3452, PAL6, PSDTX302M2
XGF01-DEC	DECOKING KNOCKOUT DRUM VENT XG	3452, PAL6, PSDTX302M2, 106.261/11/01/2003

**New Source Review Authorization References by Emissions Unit**

The following is a list of New Source Review (NSR) authorizations for emission units listed elsewhere in this operating permit. The NSR authorizations are applicable requirements under 30 TAC Chapter 122 and enforceable under this operating permit.

Unit/Group/Process ID No.	Emission Unit Name/Description	New Source Review Authorization**
		[146579], 106.262/11/01/2003 [146579]
XGF01PAC	ENGINE/DIESEL	PAL6, 106.512/06/13/2001 [142612]
XKT01	BOPX PRIMARY FRACTIONATOR	3452, PAL6, PSDTX302M2
XKT01	PYROLYSIS EFFLUENT SCRUBBER	3452, PAL6, PSDTX302M2
XLC01-RES	BOPX COMPRESSOR DRAIN VENT	PAL6, 106.261/11/01/2003 [135579], 106.262/11/01/2003 [135579]
XLC01-VE	BOPX COMPRESSOR DRAIN VENT	PAL6, 106.261/11/01/2003 [135579], 106.262/11/01/2003 [135579]
XLD09A	PROCESS GAS DRIER	3452, PAL6, PSDTX302M2
XLD09B	PROCESS GAS DRIER	3452, PAL6, PSDTX302M2
XMD17A	HPU-ABSORBER TOWER A	3452, PAL6, PSDTX302M2
XMD17B	HPU-ABSORBER TOWER B	3452, PAL6, PSDTX302M2
XMD17C	HPU-ABSORBER TOWER C	3452, PAL6, PSDTX302M2
XMD17D	HPU-ABSORBER TOWER D	3452, PAL6, PSDTX302M2
XMLTK02	STORAGE TANK/ VESSEL	PAL6, 106.473/09/04/2000
XMR02	H2 PRODUCT METHANATOR	3452, PAL6, PSDTX302M2
XMR03A	ACETYLENE CONVERTER	3452, PAL6, PSDTX302M2
XMR03B	ACETYLENE CONVERTER	3452, PAL6, PSDTX302M2
XMT01	DEMETHANIZER	3452, PAL6, PSDTX302M2
XMT03	DEETHANIZER	3452, PAL6, PSDTX302M2
XMT04	C2 SPLITTER	3452, PAL6, PSDTX302M2

### New Source Review Authorization References by Emissions Unit

The following is a list of New Source Review (NSR) authorizations for emission units listed elsewhere in this operating permit. The NSR authorizations are applicable requirements under 30 TAC Chapter 122 and enforceable under this operating permit.

Unit/Group/Process ID No.	Emission Unit Name/Description	New Source Review Authorization**
XPROCSEWER	BOP-X PROCESS SEWER	3452, PAL6, PSDTX302M2
XVC01-RES	BOPX COMPRESSOR DRAIN VENT	PAL6, 106.261/11/01/2003 [135579], 106.262/11/01/2003 [135579]
XVC01-VE	BOPX COMPRESSOR DRAIN VENT	PAL6, 106.261/11/01/2003 [135579], 106.262/11/01/2003 [135579]
XXAB-DEC	DECOKING KNOCKOUT DRUM VENT XXA&B	102982, PAL6, 106.261/11/01/2003 [146579], 106.262/11/01/2003 [146579]
XXAF01-ST	FURNACE A	102982, PAL6
XXBF01-ST	FURNACE B	102982, PAL6
XXCD-DEC	DECOKING KNOCKOUT DRUM VENT XXC&D	102982, PAL6, 106.261/11/01/2003 [146579], 106.262/11/01/2003 [146579]
XXCF01-ST	FURNACE C	102982, PAL6
XXDF01-ST	FURNACE D	102982, PAL6
XXDRAINPOT	DRAIN POT	102982, PAL6
XXDRM21	CAUSTIC SLOP DRUM	102982, PAL6
XXEF-DEC	DECOKING KNOCKOUT DRUM VENT XXE&F	102982, PAL6, 106.261/11/01/2003 [146579], 106.262/11/01/2003 [146579]
XXEF01-ST	FURNACE E	102982, PAL6
XXFF01-ST	FURNACE F	102982, PAL6
XXFUELVT	BOPXX HRVOC FUEL VENT	102982, PAL6
XXGF01-ST	FURNACE G	102982, PAL6
XXGH-DEC	DECOKING KNOCKOUT DRUM VENT XXG&H	102982, PAL6, 106.261/11/01/2003 [146579], 106.262/11/01/2003 [146579]

**New Source Review Authorization References by Emissions Unit**

The following is a list of New Source Review (NSR) authorizations for emission units listed elsewhere in this operating permit. The NSR authorizations are applicable requirements under 30 TAC Chapter 122 and enforceable under this operating permit.

Unit/Group/Process ID No.	Emission Unit Name/Description	New Source Review Authorization**
XXHF01-ST	FURNACE H	102982, PAL6
XXKODRUM	KNOCK-OUT DRUM	102982, PAL6
XXLTK01	LUBE OIL RESEVOIR CGC	102982, PAL6
XXSWODRUM	SEAL WATER OVERGLOW DRUM	102982, PAL6
XXTK20	ANTI-FOULANT STORAGE	102982, PAL6
XXUT1	UTILITY TANK 1	102982, PAL6
XXUT2	UTILITY TANK 2	102982, PAL6
XXUT3	UTILITY TANK 3	102982, PAL6
XXUT4	UTILITY TANK 4	102982, PAL6
XXVOCKOD	VOC KNOCK-OUT DRUM	102982, PAL6
XXWBDDRUM	WARM BLOWDOWN DRUM	102982, PAL6
XXZD06	VOC KNOCK-OUT POT	102982, PAL6
XXZD10	DMS STORAGE	102982, PAL6
XXZD12	METHANOL DRUM	102982, PAL6
XXZDRM01	SLOP DRUM I	102982, PAL6
XXZDRM02	SLOP DRUM II	102982, PAL6
XXZTK05	WASTE WATER STRIPPER SURGE TANK	102982, PAL6
XXZTK06	SPENT CAUSTIC TANK	102982, PAL6
XXZTK11	WASH OIL STORAGE	102982, PAL6
XXZTK16A	LUBE OIL RESERVOIR C2C/C3C	102982, PAL6
XZA06	PROCESS WASTEWATER LIFT STATION	3452, PAL6, PSDTX302M2

**New Source Review Authorization References by Emissions Unit**

The following is a list of New Source Review (NSR) authorizations for emission units listed elsewhere in this operating permit. The NSR authorizations are applicable requirements under 30 TAC Chapter 122 and enforceable under this operating permit.

Unit/Group/Process ID No.	Emission Unit Name/Description	New Source Review Authorization**
XZA07	1ST FLUSH SUMP	3452, PAL6, PSDTX302M2
XZD05	COLD FLARE DRUM	3452, PAL6, PSDTX302M2
XZD06	WARM FLARE DRUM	3452, PAL6, PSDTX302M2
XZD08	FLARE SEAL DRUM	3452, PAL6, PSDTX302M2
XZD09	FUEL GAS KO DRUM	3452, PAL6, PSDTX302M2
XZD10	DMS STORAGE DRUM	3452, PAL6, PSDTX302M2
XZD12	METHANOL STORAGE DRUM	3452, PAL6, PSDTX302M2
XZD13	IFG TANK	3452, PAL6, PSDTX302M2
XZL06	CPI SEPARATOR	3452, PAL6, PSDTX302M2
XZL07	IFG SEPARATOR	3452, PAL6, PSDTX302M2
XZL08	BIOLOGICAL OXIDATION UNIT	3452, PAL6, PSDTX302M2
XZL16	EMERGENCY GEN DIESEL ENGINE	3452, PAL6, PSDTX302M2
XZLTK16	EMERGENCY GENERATOR DIESEL STORAGE TANK	3452, PAL6, PSDTX302M2
XZR01	SP PROC REACTOR	3452, PAL6, PSDTX302M2
XZTK01	SLOP OIL TANK	3452, PAL6, PSDTX302M2
XZTK01-1	LOADING OF RED OIL FROM XZTK01	3452, PAL6, PSDTX302M2, 106.475/09/04/2000
XZTK02	SLOP OIL TANK	3452, PAL6, PSDTX302M2
XZTK02-1	LOADING OF SLOP OIL FROM XZTK02	3452, PAL6, PSDTX302M2, 106.475/09/04/2000
XZTK05	SPENT CAUSTIC STORAGE TANK	3452, PAL6, PSDTX302M2
XZTK05-1	XZTK05 RED OIL/CAUSTIC LOADING	3452, PAL6, PSDTX302M2
XZTK06	SPENT CAUSTIC STORAGE TANK	3452, PAL6, PSDTX302M2

**New Source Review Authorization References by Emissions Unit**

The following is a list of New Source Review (NSR) authorizations for emission units listed elsewhere in this operating permit. The NSR authorizations are applicable requirements under 30 TAC Chapter 122 and enforceable under this operating permit.

Unit/Group/Process ID No.	Emission Unit Name/Description	New Source Review Authorization**
XZTK06-1	LOADING OF RED OIL FROM XZTK06	3452, PAL6, PSDTX302M2
XZTK07	PYROLYSIS FUEL OIL TANK	3452, PAL6, PSDTX302M2
XZTK11	COMPRESSOR WASH OIL TANK	3452, PAL6, PSDTX302M2
XZTK21	OIL MIST TANK	3452, PAL6, PSDTX302M2
XZTK22	OIL MIST TANK	3452, PAL6, PSDTX302M2
XZTK23	OIL MIST TANK	3452, PAL6, PSDTX302M2
XZTK24	OIL MIST TANK	3452, PAL6, PSDTX302M2
XZXUT51	CPI OILY H2O SEPARATOR TANK	3452, PAL6, PSDTX302M2
XZXUT52	BIO UNIT CLARIFIER TANK	3452, PAL6, PSDTX302M2
ZD02	PRIMARY FLARE KNOCKOUT DRUM	3452, PAL6, PSDTX302M2
ZD10	BOILER FUEL GAS KNOCKOUT DRUM	3452, PAL6, PSDTX302M2
ZD23	SECONDARY FLARE SEAL DRUM	3452, PAL6, PSDTX302M2
ZD32	BUTANE SURGE DRUM	3452, PAL6, PSDTX302M2
ZD34	VAPOR PRESS REDUCTION FLASH DRUM	3452, PAL6, PSDTX302M2
ZD43	METHANOL TANK	PAL6, 106.476/09/04/2000
ZSP26	DRAIN POT- COALESCER	3452, PAL6, PSDTX302M2
ZTK05	SCN SLOP TANK	3452, PAL6, PSDTX302M2
ZTK06	NAPHTHA FEED TANK	3452, PAL6, PSDTX302M2
ZTK07	KEROSENE FEED TANK	3452, PAL6, PSDTX302M2
ZTK08	GAS OIL FEED TANK	3452, PAL6, PSDTX302M2
ZTK09A	STEAM CRACKED TAR STORAGE TANK	3452, PAL6, PSDTX302M2

**New Source Review Authorization References by Emissions Unit**

The following is a list of New Source Review (NSR) authorizations for emission units listed elsewhere in this operating permit. The NSR authorizations are applicable requirements under 30 TAC Chapter 122 and enforceable under this operating permit.

Unit/Group/Process ID No.	Emission Unit Name/Description	New Source Review Authorization**
ZTK09B	STEAM CRACKED TAR STORAGE TANK	3452, PAL6, PSDTX302M2
ZTK10	LOW SULFUR FUEL OIL TANK	3452, PAL6, PSDTX302M2
ZTK11	QUENCH OIL TANK	3452, PAL6, PSDTX302M2
ZTK12A	SLOP OIL TANK	3452, PAL6, PSDTX302M2
ZTK13	SPENT CAUSTIC TANK	3452, PAL6, PSDTX302M2
ZTK13-1	RED OIL LOADING FROM ZTK13	3452, PAL6, PSDTX302M2
ZTK13A	FRAC TANK	PAL6, 106.261/09/04/2000 [81373], 106.262/09/04/2000 [81373], 106.262/11/01/2003 [87598], 106.478/09/04/2000 [81373, 87598]
ZTK13B	FRAC TANK	PAL6, 106.261/09/04/2000 [81373], 106.262/09/04/2000 [81373], 106.262/11/01/2003 [87598], 106.478/09/04/2000 [81373, 87598]
ZTK13C	FRAC TANK	PAL6, 106.261/09/04/2000 [81373], 106.262/09/04/2000 [81373], 106.262/11/01/2003 [87598], 106.478/09/04/2000 [81373, 87598]
ZTK20	DMF STORAGE TANK ZTK-20	3452, PAL6, PSDTX302M2
ZTK25	DMF WASH WATER TANK ZTK-25	3452, PAL6, PSDTX302M2
ZTK27	LUBE OIL STORAGE TANK	3452, PAL6, PSDTX302M2
ZTK28	LUBE OIL STORAGE TANK	3452, PAL6, PSDTX302M2

\*\*This column may include Permit by Rule (PBR) numbers and version dates, PBR Registration numbers in brackets, Standard Permit Registration numbers, Minor NSR permit numbers, and Major NSR permit numbers.

**Alternative Requirement**

**Alternative Requirement..... 527**



Jan Niemann, Chairman  
Emily Lindley, Commissioner  
Bobby Janicka, Commissioner  
Toby Baker, Executive Director



## TEXAS COMMISSION ON ENVIRONMENTAL QUALITY

Protecting Texas by Reducing and Preventing Pollution

June 3, 2021

MR COLTON CROMER  
ENVIRONMENTAL ADVISOR  
EXXON MOBIL CORPORATION  
5000 BAYWAY DR  
BAYTOWN TX 77520-2123

Re: Alternative Method of Compliance (AMOC) No. 170  
Alternative CEMS RATA BOP Train 5  
Baytown Olefins Plant  
Regulated Entity Number: RN102212925  
Customer Reference Number: CN600123939  
Associated Permit Numbers: 3452 and O1553

Dear Mr. Cromer:

This correspondence is in response to Exxon Mobil Corporation's (Exxon's) November 13, 2020 request for an alternative compliance period for certain NO<sub>x</sub> and O<sub>2</sub> continuous emission monitor systems' (CEMS) annual Relative Accuracy Test Audit (RATA) requirements and use an AMOC to comply with 40 CFR Subpart KKKK Standards of Performance for Stationary Combustion Turbines (NSPS KKKK) (§60.4345(a)). Specifically, Exxon has requested to waive annual NO<sub>x</sub> and O<sub>2</sub> CEMS RATA for a 164 MW Gas Turbine (EPN HRSG5), which is equipped with a duct burner and selective catalytic reduction (SCR). Exxon has presented data which shows very robust operation of the monitoring equipment and a high anticipated future reliability.

The Texas Commission on Environmental Quality (TCEQ) Executive Director has made a final decision to approve your AMOC request. For Train 5 GE7 (EPN HRSG5), the annual requirement for NO<sub>x</sub> and O<sub>2</sub> CEMS RATA is waived. The interval of the next CEMS RATA may be extended up to three years (i.e. one RATA performed at least once every 3 years) if the following are met:

- (i) The results of the latest RATA for NO<sub>x</sub> are less than 5% Relative Accuracy (RA) (half the trigger level for acceptable monitor performance as specified in Performance Specification 2 in 40 CFR Part 60 Appendix B). If a conflict exists between Performance Specification 2 and the relative accuracy trigger value stated in this paragraph, then the version of Performance Specification 2 in effect at the time of the RATA shall apply.
- (ii) The results of the latest RATA for O<sub>2</sub> are less than 10% RA (half the trigger level for acceptable monitor performance as specified in Performance Specification 3 in 40 CFR Part 60 Appendix B). If a conflict exists between Performance Specification 3 and the relative accuracy trigger value stated in this paragraph, then the version of Performance Specification 3 in effect at the time of the RATA shall apply.
- (iii) If the results of a RATA are greater than (i) or (ii) above, the interval shall return to annually until two consecutive annual NO<sub>x</sub> or O<sub>2</sub> RATA results are equal to or less than (i) or (ii), respectively. Consecutive RATAs are to be conducted not less than 3 quarters apart. The criteria specified in paragraphs (i) and (ii) shall apply independently of each other (i.e., it may be possible to waive the RATA frequency for one of the pollutants but not the other or possibly waive the RATA frequency for both pollutants).

P.O. Box 13087 • Austin, Texas 78711-3087 • 512-239-1000 • [tceq.texas.gov](http://tceq.texas.gov)

How is our customer service? [tceq.texas.gov/customer/survey](http://tceq.texas.gov/customer/survey)  
#TCEQisyourpartner

June 3, 2021  
Page 2  
MR COLTON CROMER

Re: Permit Numbers: 3452 and O1553

The TCEQ has been delegated authority to enforce the above cited standards and is authorized to approve this AMOC. You are reminded that approval of any AMOC shall not abrogate the Executive Director or Administrator's authority under the Act or in any way prohibit later canceling the AMOC. By copy of this letter we are informing the Environmental Protection Agency, Region 6, of this decision as required by TCEQ's delegation of authority.

This AMOC approval may supersede certain requirements or representations in Permit Nos. 3452. To ensure effective and consistent enforceability we understand that this AMOC will be incorporated during the pending permit renewal.

This approval may also change applicable requirements for the site, which are identified in the site operating permit (SOP) O1553. The TCEQ recommends the submittal of a SOP administrative revision if any changes are necessary. Changes meeting the criteria for an administrative revision can be operated before issuance of the revision if a complete application is submitted to the TCEQ and this information is maintained with the SOP records at the site.

If you need further information or have any questions, please contact Ms. Anne Inman, P.E. at (512) 239-1276 or write to the Texas Commission on Environmental Quality, Office of Air, Air Permits Division, MC-163, P.O. Box 13087, Austin, Texas 78711-3087.

Sincerely,



Samuel Short, Deputy Director  
Air Permits Division  
Office of Air  
Texas Commission on Environmental Quality

cc: Director, Harris County, Pollution Control Services, Pasadena  
Air Section Manager, Region 12 - Houston  
Jesse E. Chacon, P.E., Manager, Operating Permits Section, Air Permits Division, OA: MC-163  
Daniel Guthrie, Manager, Energy New Source Review Permits Section, Air Permits Division, OA:  
MC-163  
Air Permits Section Chief, New Source Review Section (6PD-R), U.S. Environmental Protection  
Agency, Region 6, Dallas

Project Number: 322193

Joi Nimsa, Chairman  
Becky Lindley, Commissioner  
Bobby Janicko, Commissioner  
Toby Baker, Executive Director



## TEXAS COMMISSION ON ENVIRONMENTAL QUALITY

*Protecting Texas by Reducing and Preventing Pollution*

December 10, 2021

MS CHRISTY MAK  
ENVIRONMENTAL ADVISOR  
EXXON MOBIL CORPORATION  
5000 BAYWAY DR  
BAYTOWN TX 77520-2123

Re: Alternative Method of Compliance (AMOC) No. 183  
BOP-2X Ethylene Production Unit Steam Cracking Furnaces  
Ammonia (NH<sub>3</sub>) Alternate Case Specification  
Regulated Entity Number: RN102212825  
Customer Reference Number: CN600123939  
Associated Permit Numbers: 102982, PAL6, and O1553

Dear Ms Mak:

This correspondence is in response to Exxon Mobil Corporation's (Exxon's) June 30, 2021 request for an alternate case-specific NH<sub>3</sub> specification for the Furnaces at the BOP-2X Ethylene Production Unit to comply with 30 Texas Administrative Code (TAC) § 117.310(c)(2)(B).

Exxon has represented the eight (8) steam cracking furnaces (EPNs BOPXXFURNACE, FINs XXAF01-ST, XXBF01-ST, XXCF01-ST, XXDF01-ST, XXEF01-ST, XXFF01-ST, XXGF01-ST and XXHF01-ST) are equipped with selective catalytic reduction (SCR) to control NO<sub>x</sub>. The collateral emissions of NH<sub>3</sub> are limited under § 117.310(c)(2)(B) to 10 ppmv (corrected to 3% O<sub>2</sub>) at all times, including normal production and planned maintenance, start-ups or shutdowns (MSS).

The furnaces are permitted to account for furnace transitions between Hot Steam Standby, Decoking, Feed In, Feed Out, Start-up, Shutdown and/or normal operation, where flue gas composition and temperature at the SCR change rapidly. These changes may interrupt the SCR reaction and cause intermittent periods of NH<sub>3</sub> desorption from the catalyst or maldistribution of NO<sub>x</sub> and NH<sub>3</sub> reactants in the flue gas, which in turn may result in elevated NO<sub>x</sub> and/or NH<sub>3</sub> emissions. During these MSS transition periods, the emissions are continuously measured by continuous emission monitors (CEMS) and have shown compliance with the hourly mass limits specified in the permit. Under §117.325, the rules allow for alternative case-specific emission limits to be established by the Executive Director after considering technological and economic circumstances of the individual unit and demonstration that the unit is meeting the lowest NO<sub>x</sub> emission limitation capabilities.

The Texas Commission on Environmental Quality (TCEQ) Executive Director has made a final decision to approve Exxon's request to waive the concentration requirements of §117.310 during MSS transitions based on the technical limitations of the control device operation and the permit BACT evaluation. During these times, records will be kept to demonstrate compliance with the mass emission limits of the above-referenced permit.

This AMOC approval may supersede certain requirements or representations in Permit Nos. 102982 and PAL6. To ensure effective and consistent enforceability, we request that Exxon incorporate this AMOC into the permit(s) through submittal of alteration(s) no later than 90 days after this approval.

P.O. Box 13067 - Austin, Texas 78711-3067 - 512-239-3000 - [tceq.texas.gov](http://tceq.texas.gov)

How is our customer service? [tceq.texas.gov/customer-survey](http://tceq.texas.gov/customer-survey)

printed on recycled paper

December 10, 2021  
Page 2  
MS CHRISTY MAK

Re: Permit Numbers: 102982, PAL6, and O1553

This approval may also change applicable requirements for the site, which are identified in the site operating permit (SOP) O1553. The TCEQ recommends the submittal of a SOP administrative revision if any changes are necessary. Changes meeting the criteria for an administrative revision can be operated before issuance of the revision if a complete application is submitted to the TCEQ and this information is maintained with the SOP records at the site.

If you need further information or have any questions, please contact Ms. Anne Inman, P.E. at (512) 239-1276 or write to the Texas Commission on Environmental Quality, Office of Air, Air Permits Division, MC-163, P.O. Box 13087, Austin, Texas 78711-3087.

Sincerely,

A handwritten signature in black ink, appearing to read 'Samuel Short', followed by a horizontal line extending to the right.

Samuel Short, Deputy Director  
Air Permits Division  
Office of Air  
Texas Commission on Environmental Quality

cc: Director, Harris County, Pollution Control Services, Pasadena  
Air Section Manager, Region 12 - Houston  
Jesse E. Chacon, P.E., Manager, Operating Permits Section, Air Permits Division, OA: MC-163  
Rebecca Partee, Manager, Chemical New Source Review Permits Section, Air Permits Division,  
OA: MC-163  
Air Permits Section Chief, New Source Review Section (6PD-R), U.S. Environmental Protection  
Agency, Region 6, Dallas

Project Number: 330727

Bryan W. Shaw, Ph.D., P.E., *Chairman*  
Toby Baker, *Commissioner*  
Jon Niermann, *Commissioner*  
Richard A. Hyde, P.E., *Executive Director*



Rec'd  
12/11/15  
*[Handwritten signature]*

TEXAS COMMISSION ON ENVIRONMENTAL QUALITY  
*Protecting Texas by Reducing and Preventing Pollution*

November 18, 2015

91 7199 9991 7033 2765 9097 :#

MR. BENJAMIN HURST  
ENVIRONMENTAL SECTION SUPERVISOR  
EXXON MOBIL CORPORATION  
P.O. BOX 100  
BAYTOWN, TEXAS 77522-0100

Re: Alternative Means of Control for 30 TAC Chapter 115  
AMOC Number: AMOC-5  
Exxon Mobil Corporation  
Baytown Olefins Plant  
Baytown, Harris County  
Regulated Entity Number: RN102212925  
Customer Reference Number: CN600123939  
Affected Permit(s): 102982

Dear Mr. Hurst:

The Executive Director of the Texas Commission on Environmental Quality (TCEQ) has made a final decision to approve your above-referenced Alternate Means of Control (AMOC) Plan. Enclosed you will find the authorized AMOC Plan and Provisions. No comments were received during the 30-day comment period; however, minor changes have been made to the final AMOC Plan to reflect changes made to the final corresponding Alternate Means of Emission Limitation approved by the U.S. Environmental Protection Agency (EPA).

Please note you have an opportunity to appeal the Executive Director's determination on the AMOC Plan to the commission within 15 days from the date of receipt of this letter under Title 30 Texas Administrative Code § 115.914(7) (30 TAC § 115.914(7)). Also, under 30 TAC § 115.914(8), the EPA has 45 days from the date of the TCEQ's final approval of the AMOC Plan to inform the Air Permits Division that it disapproves the AMOC Plan. Per § 115.914(9)-(11), the AMOC plan will become effective with the latter of either EPA acceptance of, or the Commission's issuance of the AMOC plan. Once effective, the AMOC becomes part of the State Implementation Plan. It will allow ExxonMobil to use the multi-point ground flare with the specified provisions as an alternative to complying with 30 TAC Chapter 115.

This AMOC Plan and Provisions supersede certain requirements in Permit(s) No. 102982. To ensure effective and consistent enforceability, we request that ExxonMobil incorporate this AMOC Plan and Provisions into the permit(s) through an alteration or amendment no later than 90 days after this approval. This AMOC Plan and Provisions change applicable requirements for the site, including existing monitoring, reporting, recordkeeping, and testing requirements which may have implications for the applicability of any Site Operating Permit (SOP) requirements.

Mr. Hurst  
Page 2  
November 18, 2015  
Re AMOC Number: AMOC-5

This action is taken under authority delegated by the Executive Director of the TCEQ.  
If you have any questions, please call Ms. Dana Poppa Vermillion, P.E. at (512) 239-1280, or  
write to the Texas Commission on Environmental Quality, Office of Air, Air Permits Division,  
MC-163, P.O. Box 13087, Austin, Texas 78711-3087.

Sincerely,



Michael Wilson, P.E., Director  
Air Permits Division  
Texas Commission on Environmental Quality

Enclosures  
Project No.: 229413

cc: Air Section Manager, Region 12 - Houston

# TEXAS COMMISSION ON ENVIRONMENTAL QUALITY



## **Alternative Method of Control (AMOC) Plan Authorization AMOC No.: AMOC-5 Exxon Mobil Corporation, Baytown, Harris County Regulated Entity Number: RN102212925**

1. This AMOC Plan Authorization shall apply to the ExxonMobil Chemical Company, Baytown Olefins Plant (BOP). The facility is covered by TCEQ Regulated Entity Number RN 102212925.
2. A copy of the application and the AMOC Plan Authorization conditions must be kept on-site or at a centralized location and made available at the request of personnel from the TCEQ or any air pollution control agency with appropriate jurisdiction. The application is defined by the AMOC application received January 4, 2013, and subsequent supporting documents dated October 21, 2014, December 19, 2014 and April 29, 2015.
3. The following stationary pressure-assisted flare system is covered under this AMOC Plan Authorization: Multi-Point Ground Flare (EPN FLAREXX2). This authorization is granted under Title 30 Texas Administrative Code §115.910 (30 TAC §115.910) and addresses the use of this flare system for emission sources regulated by 30 TAC 115 Subchapters B through H, as applicable, including 30 TAC §115.722(d) and §115.722(d)(2), and shall apply in lieu thereof. Compliance with this AMOC is independent of BOP's obligation to comply with all other TCEQ permits and all other applicable TCEQ Regulations.
4. The flare is pressure-assisted and the flare tip arms include small holes for the waste gas. The flare uses the waste gas pressure to create a condition whereby ambient air is drawn into contact with the gas, and mixed with the gas in such a manner as to achieve smokeless combustion.
5. The flare shall be designed and operated in accordance with the following requirements:
  - A. The flare system shall be designed and operated such that the waste gas in the flare meets a minimum net heating value of 800 BTU/scf or a lower flammability limit of the combustion zone gas of less than or equal to 6.5 percent by volume on a 15 minute block average basis under normal, upset, maintenance, start-up and shutdown flow conditions when the flare system is operated with the pressure-assisted flare tips in service. The net heating value or lower flammability limit shall be satisfied at all times during operations authorized by the AMOC unless the flare system meets the 40 CFR §60.18 specifications of minimum net heating value and maximum tip velocity. If

BOP elects to demonstrate compliance with the 40 CFR §60.18 specifications for minimum net heating value and/or maximum flare tip velocity, flare testing per 40 CFR §60.18(f) may be requested by the appropriate regional office to demonstrate compliance with these requirements. The minimum net heating value or lower flammability limit shall be calculated using the methodologies in the Appendix of this document.

- B. The flare shall be operated with a flame present at all times when in use. Each stage of the multi-point ground flare burners must have at least two pilots with a continuously lit pilot flame. The pilot flame(s) shall be continuously monitored by a thermocouple or other continuous monitoring device. The time, date, and duration of any complete loss of pilot flame on any stage of the multi-point ground flare burners must be recorded. Each monitoring device shall be maintained or replaced at a frequency in accordance with the manufacturer's specifications or equivalent.
  - C. The flare shall be operated with no visible emissions except for periods not to exceed a total of 5 minutes during any two consecutive hours. A video camera must be used in order to conduct visible emission observations since operating personnel cannot enter the fenced area while the Multi-Point Ground Flare is operating.
  - D. The pressure of the waste gas stream flowing through the main plant header to the pressure-assisted flare tips must be 4.0 psig or greater on a 15 minute block average basis in order to support proper combustion and limit visible emissions. The pressure of the waste gas stream flowing through the main plant flare header(s) shall be monitored by a pressure monitoring system and the 15 minute block average pressure must be recorded for a period of two years from the date of measurement. The flare system will also be equipped with a valve position indicator monitoring system for each staging valve to ensure that the multi-point ground flare operates within the range of tested conditions or within the range of manufacturer's specifications.
6. The operator shall install and operate an on-line waste gas flow meter and an on-line analyzer (gas chromatograph or calorimeter) to measure the flow and composition of the waste gas to the flare. The flow rate and composition of the waste gas shall be measured and recorded on a 15 minute block average. The operator shall comply with all Monitoring and Testing Requirements and all Recordkeeping and Reporting Requirements for these monitoring systems as specified in 30 TAC §§115.725 and 115.726, effective December 23, 2004, as applicable.
7. Compliance with the requirements of this plan does not assure compliance with requirements of an applicable New Source Performance Standard, an applicable National Emission Standard for Hazardous Air Pollutants or an Alternative Means of Emission Limitation and does not constitute approval of alternative standards for these regulations.



**Appendix A**  
**AMOC Plan**

**Equations for Calculations Referenced in Special Condition No. 5.A.**

**Net Heating Value of Waste Gas Stream (Btu/scf)**

**Option #1** - The owner or operator shall determine the net heating value of the vent gas using the following equation if using the analytical results from an on-line gas chromatograph:

$$NHV_{vg} = \sum_{i=1}^n x_i NHV_i$$

Where:

$NHV_{vg}$  = Net heating of the flare vent gas, Btu/scf, British thermal units per standard cubic foot. Flare vent gas means all gas found just prior to the MPGF. This gas includes all flare waste gas (i.e., gas from facility operations that is directed to a flare for the purpose of disposing of the gas), flare sweep gas, flare purge gas and flare supplemental gas, but does not include pilot gas.

$i$  = Individual component in flare vent gas

$n$  = Number of components in flare vent gas

$x_i$  = Concentration of component  $i$  in flare vent gas, volume fraction

$NHV_i$  = Net heating value of component  $i$  using either the values in table 1 below or a published value where the net enthalpy per mole of offgas is based on combustion at 25 °C and 1 atmosphere (or constant pressure) with offgas water in the gaseous state, but the standard temperature for determining the volume corresponding to one mole of vent gas is 20 °C.

**Option #2** – The owner or operator can use the value directly measured if an on-line calorimeter is used to measure, calculate, and record the net heating value of the waste gas stream at standard conditions (Btu/scf).

### **Lower Flammability of Combustion Zone Gas (LFL Volume %)**

For this flare design, the Lower Flammability Limit of the combustion zone gas is the same as the Lower Flammability Limit of the vent gas since there is no flow of steam or pre-mix assist air. The equation for calculating the Lower Flammability Limit of the vent gas stream is provided below:

$$LFL_{vg} = \frac{1}{\sum_{i=1}^n \left( \frac{\chi_i}{LFL_i} \right)}$$

Where:

$LFL_{vg}$  = Lower flammability limit of flare vent gas, volume fraction

$n$  = Number of components in the vent gas

$i$  = Individual component in the vent gas

$\chi_i$  = Concentration of component  $i$  in the vent gas, volume percent

$LFL_i$  = Lower flammability limit of component  $i$  as determined using values published by U.S. Bureau of Mines (Zabetakis, 1965), vol %. All inerts, including nitrogen, shall be assumed to have an infinite lower flammability limit (e.g. LFL of nitrogen = infinity, so that the vol fraction of nitrogen divided by LFL of nitrogen = 0). LFL values for common flare vent gas compounds are provided in Table 1, and may also be used in these calculations.

Table 1 – Individual Component Properties

Component	NHV (British thermal units per standard cubic foot)	LFL (volume %)
Acetylene	1,404	2.5
Benzene	3,591	1.3
1,2-Butadiene	2,794	2.0
1,3-Butadiene	2,690	2.0
Iso-Butane	2,957	1.8
n-Butane	2,968	1.8
cis-Butene	2,830	1.6
iso-Butene	2,928	1.8
trans-Butene	2,826	1.7
Carbon Dioxide	0	Infinity
Carbon Monoxide	316	12.5
Cyclopropane	2,185	2.4
Ethane	1,595	3.0
Ethylene	1,477	2.7
Hydrogen	274	4.0
Hydrogen Sulfide	587	4.0
Methane	896	5.0
Methyl-Acetylene	2,088	1.7
Nitrogen	0	Infinity
Oxygen	0	Infinity
Pentane + (C5+)	3,655	1.4
Propadiene	2,066	2.16
Propane	2,281	2.1
Propylene	2,150	2.4
Water	0	Infinity

For the reasons discussed in the preamble, the Coast Guard proposes to amend 33 CFR part 117 as follows:

#### **PART 117—DRAWBRIDGE OPERATION REGULATIONS**

1. The authority citation for part 117 continues to read as follows:

**Authority:** 33 U.S.C. 499; 33 CFR 1.05–1; Department of Homeland Security Delegation No. 0170.1.

2. In § 117.217, revise paragraph (b) to read as follows:

##### **§ 117.217 Norwalk River.**

\* \* \* \* \*

(b) The Metro-North WALK Bridge at mile 0.1, across the Norwalk River, at Norwalk, Connecticut shall operate as follows:

(1) The draw shall open on signal between 4:30 a.m. and 9 p.m. after at least a two hour advance notice is given; except that, from 4:30 a.m. through 9:30 a.m. and from 4 p.m. through 9 p.m., Monday through Friday excluding holidays, the draw need not open for the passage of vessel traffic unless an emergency exists.

(2) From 9 p.m. through 4:30 a.m. the draw shall open on signal after at least a four hour advance notice is given.

(3) A delay in opening the draw not to exceed 10 minutes may occur when a train scheduled to cross the bridge without stopping has entered the drawbridge lock.

(4) Requests for bridge openings may be made by calling the bridge via marine radio VHF FM Channel 13 or the telephone number posted at the bridge.

Dated: August 20, 2015.

L.L. Fagan,  
Rear Admiral, U.S. Coast Guard, Commander,  
First Coast Guard District.

[FR Doc. 2015–21531 Filed 8–28–15; 8:45 am]

BILLING CODE 9110–04–P

#### **ENVIRONMENTAL PROTECTION AGENCY**

##### **40 CFR Parts 60, 61 and 63**

[EPA–HQ–OAR–2014–0738; FRL–9933–16–OAR]

#### **Notice of Final Approval for the Operation of Pressure-Assisted Multi-Point Ground Flares at The Dow Chemical Company and ExxonMobil Chemical Company and Notice of Receipt of Approval Request for the Operation of a Pressure-Assisted Multi-Point Ground Flare at Occidental Chemical Corporation**

**AGENCY:** Environmental Protection Agency (EPA).

**ACTION:** Notice; approval and request for comments.

**SUMMARY:** This notice announces our approval of the Alternative Means of Emission Limitation (AMEL) requests for the operation of multi-point ground flares (MPGF) at The Dow Chemical Company's (Dow) Propane Dehydrogenation Plant and Light Hydrocarbons Plant located at its Texas Operations site in Freeport, Texas, and the ExxonMobil Chemical Company (ExxonMobil) Olefins Plant in Baytown, Texas, and its Plastics Plant in Mont Belvieu, Texas. This approval notice also specifies the operating conditions and monitoring, recordkeeping, and reporting requirements for demonstrating compliance with the AMEL that these facilities must follow.

In addition, this notice solicits comments on an all aspects of an AMEL request from Occidental Chemical Corporation (OCC) in which long-term MPGF burner stability and destruction efficiency have been demonstrated on different pressure-assisted MPGF burners that OCC has proposed for use in controlling emissions at its Ingleside, Texas, ethylene plant.

Lastly, this notice presents and solicits comments on all aspects of a framework of both MPGF burner testing and rule-specific emissions control equivalency demonstrations that we anticipate, when followed, would afford us the ability to approve future AMEL requests for MPGF in a more efficient and streamlined manner.

**DATES:** The AMEL for the MPGF at Dow's Propane Dehydrogenation Plant and Light Hydrocarbons Plant located at its Texas Operations site in Freeport, Texas, and ExxonMobil's Olefins Plant in Baytown, Texas, and Plastics Plant in Mont Belvieu, Texas are approved and effective August 31, 2015.

**Comments.** Written comments on the AMEL request from OCC for their MPGF in Ingleside, Texas, or on the framework for streamlining future MPGF AMEL requests must be received on or before October 15, 2015.

**Public Hearing.** Regarding the OCC MPGF in Ingleside, Texas, or the framework for streamlining future MPGF AMEL requests, if requested by September 8, 2015, we will hold a public hearing on September 15, 2015, from 1:00 p.m. [Eastern Standard Time] to 8:00 p.m. [Eastern Standard Time] in Corpus Christi, Texas. We will provide details on the public hearing on our Web site at: <http://www.epa.gov/ttn/atw/groundflares/groundflarespg.html>. To be clear, a public hearing will not be held unless someone specifically requests that the EPA hold a public

hearing regarding the OCC MPGF or the framework for streamlining future MPGF AMEL requests. Please contact Ms. Virginia Hunt of the Sector Policies and Programs Division (E143–01), Office of Air Quality Planning and Standards, Environmental Protection Agency, Research Triangle Park, NC 27711; telephone number: (919) 541–0832; email address: [hunt.virginia@epa.gov](mailto:hunt.virginia@epa.gov); to request a public hearing, to register to speak at the public hearing or to inquire as to whether a public hearing will be held. The last day to pre-register in advance to speak at the public hearing will be September 14, 2015.

**ADDRESSES:** Submit your comments, identified by Docket ID Number EPA–HQ–OAR–2014–0738, to the Federal eRulemaking Portal: <http://www.regulations.gov>. Follow the online instructions for submitting comments. Once submitted, comments cannot be edited or withdrawn. The EPA may publish any comment received to its public docket. Do not submit electronically any information you consider to be Confidential Business Information (CBI) or other information whose disclosure is restricted by statute. Multimedia submissions (audio, video, etc.) must be accompanied by a written comment. The written comment is considered the official comment and should include discussion of all points you wish to make. The EPA will generally not consider comments or comment contents located outside of the primary submission (*i.e.*, on the web, cloud, or other file sharing system). For additional submission methods, the full EPA public comment policy, information about CBI or multimedia submissions, and general guidance on making effective comments, please visit <http://www2.epa.gov/dockets/commenting-epa-dockets>.

**Instructions.** Direct your comments on the OCC MPGF or the framework for streamlining future MPGF AMEL requests to Docket ID Number EPA–HQ–OAR–2014–0738. The EPA's policy is that all comments received will be included in the public docket without change and may be made available online at <http://www.regulations.gov>, including any personal information provided, unless the comment includes information claimed to be confidential business information (CBI) or other information whose disclosure is restricted by statute. Do not submit information that you consider to be CBI or otherwise protected through <http://www.regulations.gov> or email. Send or deliver information identified as CBI only to the following address: OAQPS Document Control Officer (C404–02),

chemical composition of the gas discharged to a flare impact combustion efficiency and that the EPA did not verify or investigate whether the facilities seeking approval to operate under an AMEL will discharge gas to the proposed MPGF that is similar in chemical composition to the gas used in the tests used to develop the AMEL. Further, commenters' review of available data suggests that the facilities seeking approval to operate under an AMEL will discharge gas that exhibit hydrogen-olefin interactions.

*Response:* As we stated in the initial AMEL notice, one general conclusion made from the EPA's 1985 study is that stable flare flames and high (>98–99 percent) combustion and destruction efficiencies are attained when flares are operated within operating envelopes specific to each flare burner and gas mixture tested, and that operation beyond the edge of the operating envelope can result in rapid flame destabilization and a decrease in combustion and destruction efficiencies. The data where flameout of the burners occurred from test runs in both the Marathon 2012 test report and the Dow 2013 test report showed that the flare operating envelope was different for the different gas mixtures tested. Additionally, the data indicate that combustion degradation beyond the edge of the operating envelope for pressure-assisted MPGF burners is so rapid that when a flame is present, the flare will still achieve a high level of combustion efficiency right up until the point of flameout. The results of the available PFTIR testing demonstrated that when a flame was present on the pressure-assisted flare burners tested, an average combustion efficiency of 99 percent or greater was achieved. Since the initial AMEL notice, we received additional combustion efficiency test data that further confirms this observation (see OCC comments in Docket ID Number EPA–HQ–OAR–204–0738–0030). In other words, the critical parameter in ensuring that the MPGF will achieve equivalent efficiency is dependent on a stable MPGF burner flame rather than the actual combustion efficiency, which to date has always been 98 percent or better over the gas composition mixtures tested. Therefore, we do not find that there is a need to operate a continuous PFTIR to demonstrate continuous combustion efficiency for MPGF. Instead, we rely on the continuous measurement of net

heating value or lower flammability limit operating limits to ensure that the MPGF are operating well above the points of flame instability for the gas compositions evaluated. Further, based on our understanding of the PFTIR testing method, it is technically impracticable to operate a continuous PFTIR due to interferences that would be present for a continuous system on the multipoint array of burners in the MPGF (e.g., availability of multiple sight lines and changing ambient conditions such as rain or fog). However, in the event that technology advancements make the continuous demonstration of combustion efficiency feasible, we acknowledge that this may provide another means by which operators can demonstrate equivalence with existing standards. Finally, while it is true that, in the development of operating limits for refinery flares, we noted in the refinery proposal that a higher  $NHV_{cz}$  target was appropriate for some mixtures of olefins and hydrogen, the combustion zone operating limits we are finalizing in today's notice are significantly more stringent than combustion zone parameters developed for traditional elevated refinery flares, including those with hydrogen and olefins, which should alleviate any such concerns with respect to combustion efficiency for these types of gas mixtures. In addition, and as discussed elsewhere in this section, an olefinic gas mixture (i.e., propylene mixture) was tested and used to determine the  $NHV_{cz}$  and  $LFL_{cz}$  operating limits for the olefins plants applying for an AMEL. This gas mixture is both representative and challenging to the system with respect to the vent gas mixtures the MPGF will burn. In fact, when considering the full array of flare vent gas mixtures tested (e.g., natural gas mixtures in the Marathon test, propylene mixtures in the Dow test and ethylene mixtures in the OCC test) and their corresponding points of flare flame instability on the MPGF burners, no single data point has shown instability above the  $NHV_{cz}$  (or below the  $LFL_{cz}$ ) operating limits being finalized for Dow and ExxonMobil in Section III below.

*Comment:* One commenter suggested that flare minimization is also another important tool to mitigate the impact that MPGF will have on communities and suggested that the EPA require implementation of a flare management plan that requires facilities to:

- (1) Identify the sources of the gas routed to a flare;
- (2) Assess whether the gas routed to a flare can be minimized;
- (3) Describe each flare covered by the flare management plan;
- (4) Quantify the baseline flow rate to the flare after minimization techniques are implemented;
- (5) Establish procedures to minimize or eliminate discharges to the flare during startup and shutdown operations; and
- (6) If the flare is equipped with flare gas recovery, establish procedures to minimize downtime of the equipment.

*Response:* We consider the requirement to develop a flare management plan to be outside the scope of this AMEL. The purpose of this AMEL is to set site-specific conditions that an operator of a MPGF can use as an alternative to the existing requirements of 40 CFR 60.18 or 40 CFR 63.11 for flares, which do not include requirements for flare management plans.

### III. Final Notice of Approval of the AMEL Requests and Required Operating Conditions

Based on information the EPA received from Dow and ExxonMobil and the comments received through the public comment period, operating requirements for the pressure-assisted MPGF at both of Dow's plants and both of ExxonMobil's plants that will achieve a reduction in emissions at least equivalent to the reduction in emissions being controlled by a steam-assisted, air-assisted or non-assisted flare complying with the requirements of either 40 CFR 63.11(b) or 40 CFR 60.18(b) are as follows:

(1) The MPGF system must be designed and operated such that the combustion zone gas net heating value ( $NHV_{cz}$ ) is greater than or equal to 800 Btu/scf or the combustion zone gas lower flammability limit ( $LFL_{cz}$ ) is less than or equal to 6.5 percent by volume. Owners or operators must demonstrate compliance with the  $NHV_{cz}$  or  $LFL_{cz}$  metric by continuously complying with a 15-minute block average. Owners or operators must calculate and monitor for the  $NHV_{cz}$  or  $LFL_{cz}$  according to the following:

- (a) Calculation of  $NHV_{cz}$ 
  - (i) The owner or operator shall determine  $NHV_{cz}$  from compositional analysis data by using the following equation:

$$NHV_{vg} = \sum_{i=1}^n x_i NHV_i \quad (\text{Eqn. 1})$$

Where:

$NHV_{vg}$  = Net heating value of flare vent gas, British thermal units per standard cubic foot (Btu/scf). Flare vent gas means all gas found just prior to the MPGF. This gas includes all flare waste gas (i.e., gas from facility operations that is directed to a flare for the purpose of disposing of the gas), flare sweep gas, flare purge gas and flare supplemental gas, but does not include pilot gas.

$i$  = Individual component in flare vent gas.  
 $n$  = Number of components in flare vent gas.  
 $x_i$  = Concentration of component  $i$  in flare vent gas, volume fraction.  
 $NHV_i$  = Net heating value of component  $i$  determined as the heat of combustion where the net enthalpy per mole of offgas is based on combustion at 25 degrees Celsius (°C) and 1 atmosphere (or constant pressure) with water in the gaseous state from values published in the literature, and then the values converted to a volumetric

basis using 20 °C for "standard temperature." Table 1 summarizes component properties including net heating values.

(ii) FOR MPGF,  $NHV_{vg} = NHV_{cz}$ .  
 (b) Calculation of  $LFL_{cz}$

(i) The owner or operator shall determine  $LFL_{cz}$  from compositional analysis data by using the following equation:

$$LFL_{vg} = \frac{1}{\sum_{i=1}^n \left( \frac{\chi_i}{LFL_i} \right)} \quad (\text{Eqn. 2})$$

Where:

$LFL_{vg}$  = Lower flammability limit of flare vent gas, volume fraction.  
 $n$  = Number of components in the vent gas.  
 $i$  = Individual component in the vent gas.  
 $\chi_i$  = Concentration of component  $i$  in the vent gas, volume percent (vol %).  
 $LFL_i$  = Lower flammability limit of component  $i$  as determined using values published by the U.S. Bureau of Mines (Zabetakis, 1965), vol %. All inerts, including nitrogen, are assumed to have an infinite LFL (e.g.,  $LFL_{N_2} = \infty$ , so that  $\chi_{N_2} / LFL_{N_2} = 0$ ). LFL values for common flare vent gas components are provided in Table 1.

(ii) FOR MPGF,  $LFL_{vg} = LFL_{cz}$ .

(c) The operator of a MPGF system shall install, operate, calibrate and maintain a monitoring system capable of continuously measuring flare vent gas flow rate.

(d) The operator shall install, operate, calibrate and maintain a monitoring system capable of continuously measuring (i.e., at least once every 15-minutes), calculating, and recording the individual component concentrations present in the flare vent gas or the owner or operator shall install, operate, calibrate and maintain a monitoring system capable of continuously

measuring, calculating and recording  $NHV_{vg}$ .

(e) For each measurement produced by the monitoring system, the operator shall determine the 15-minute block average as the arithmetic average of all measurements made by the monitoring system within the 15-minute period.

(f) The operator must follow the calibration and maintenance procedures according to Table 2. Maintenance periods, instrument adjustments or checks to maintain precision and accuracy and zero and span adjustments may not exceed 5 percent of the time the flare is receiving regulated material.

TABLE 1—INDIVIDUAL COMPONENT PROPERTIES

Component	Molecular formula	$MW_i$ (pounds per pound-mole)	$NHV_i$ (British thermal units per standard cubic foot)	$LFL_i$ (volume %)
Acetylene	C <sub>2</sub> H <sub>2</sub>	26.04	1,404	2.5
Benzene	C <sub>6</sub> H <sub>6</sub>	78.11	3,591	1.3
1,2-Butadiene	C <sub>4</sub> H <sub>6</sub>	54.09	2,794	2.0
1,3-Butadiene	C <sub>4</sub> H <sub>6</sub>	54.09	2,690	2.0
iso-Butane	C <sub>4</sub> H <sub>10</sub>	58.12	2,957	1.8
n-Butane	C <sub>4</sub> H <sub>10</sub>	58.12	2,968	1.8
cis-Butene	C <sub>4</sub> H <sub>8</sub>	56.11	2,830	1.6
iso-Butene	C <sub>4</sub> H <sub>8</sub>	56.11	2,928	1.8
trans-Butene	C <sub>4</sub> H <sub>8</sub>	56.11	2,826	1.7
Carbon Dioxide	CO <sub>2</sub>	44.01	0	∞
Carbon Monoxide	CO	28.01	316	12.5
Cyclopropane	C <sub>3</sub> H <sub>6</sub>	42.08	2,185	2.4
Ethane	C <sub>2</sub> H <sub>6</sub>	30.07	1,595	3.0
Ethylene	C <sub>2</sub> H <sub>4</sub>	28.05	1,477	2.7
Hydrogen	H <sub>2</sub>	2.02	274	4.0
Hydrogen Sulfide	H <sub>2</sub> S	34.08	587	4.0
Methane	CH <sub>4</sub>	16.04	896	5.0
Methyl-Acetylene	C <sub>3</sub> H <sub>4</sub>	40.06	2,088	1.7
Nitrogen	N <sub>2</sub>	28.01	0	∞
Oxygen	O <sub>2</sub>	32.00	0	∞
Pentane+ (C5+)	C <sub>5</sub> H <sub>12</sub>	72.15	3,655	1.4
Propadiene	C <sub>3</sub> H <sub>4</sub>	40.06	2,066	2.16

TABLE 1—INDIVIDUAL COMPONENT PROPERTIES—Continued

Component	Molecular formula	$MW_i$ (pounds per pound-mole)	$NHV_i$ (British thermal units per standard cubic foot)	$LFL_i$ (volume %)
Propane .....	$C_3H_8$ .....	44.10	2,281	2.1
Propylene .....	$C_3H_6$ .....	42.08	2,150	2.4
Water .....	$H_2O$ .....	18.02	0	$\infty$

TABLE 2—ACCURACY AND CALIBRATION REQUIREMENTS

Parameter	Accuracy requirements	Calibration requirements
Flare Vent Gas Flow Rate ...	$\pm 20$ percent of flow rate at velocities ranging from 0.1 to 1 feet per second. $\pm 5$ percent of flow rate at velocities greater than 1 foot per second.	Performance evaluation biennially (every two years) and following any period of more than 24 hours throughout which the flow rate exceeded the maximum rated flow rate of the sensor, or the data recorder was off scale. Checks of all mechanical connections for leakage monthly. Visual inspections and checks of system operation every 3 months, unless the system has a redundant flow sensor. Select a representative measurement location where swirling flow or abnormal velocity distributions due to upstream and downstream disturbances at the point of measurement are minimized.
Pressure .....	$\pm 5$ percent over the normal range measured or 0.12 kilopascals (0.5 inches of water column), whichever is greater.	Review pressure sensor readings at least once a week for straight-line (unchanging) pressure and perform corrective action to ensure proper pressure sensor operation if blockage is indicated. Performance evaluation annually and following any period of more than 24 hours throughout which the pressure exceeded the maximum rated pressure of the sensor, or the data recorder was off scale. Checks of all mechanical connections for leakage monthly. Visual inspection of all components for integrity, oxidation and galvanic corrosion every 3 months, unless the system has a redundant pressure sensor. Select a representative measurement location that minimizes or eliminates pulsating pressure, vibration, and internal and external corrosion.
Net Heating Value by Calorimeter.	$\pm 2$ percent of span .....	Calibration requirements should follow manufacturer's recommendations at a minimum. Temperature control (heated and/or cooled as necessary) the sampling system to ensure proper year-round operation. Where feasible, select a sampling location at least two equivalent diameters downstream from and 0.5 equivalent diameters upstream from the nearest disturbance. Select the sampling location at least two equivalent duct diameters from the nearest control device, point of pollutant generation, air in-leakages, or other point at which a change in the pollutant concentration or emission rate occurs.
Net Heating Value by Gas Chromatograph.	As specified in Performance Specification 9 of 40 CFR part 60, Appendix B.	Follow the procedure in Performance Specification 9 of 40 CFR part 60, Appendix B, except that a single daily mid-level calibration check can be used (rather than triplicate analysis), the multi-point calibration can be conducted quarterly (rather than monthly), and the sampling line temperature must be maintained at a minimum temperature of 60 °C (rather than 120 °C).

(2) The MPGF system shall be operated with a flame present at all times when in use. Each stage of MPGF burners must have at least two pilots with a continuously lit pilot flame. The pilot flame(s) must be continuously monitored by a thermocouple or any other equivalent device used to detect the presence of a flame. The time, date and duration of any complete loss of pilot flame on any stage of MPGF burners must be recorded. Each monitoring device must be maintained or replaced at a frequency in accordance with the manufacturer's specifications.

(3) The MPGF system shall be operated with no visible emissions except for periods not to exceed a total of 5 minutes during any 2 consecutive hours. A video camera that is capable of continuously recording (*i.e.*, at least one frame every 15 seconds with time and

date stamps) images of the flare flame and a reasonable distance above the flare flame at an angle suitable for visible emissions observations must be used to demonstrate compliance with this requirement. The owner or operator must provide real-time video surveillance camera output to the control room or other continuously manned location where the video camera images may be viewed at any time.

(4) The operator of a MPGF system shall install and operate pressure monitor(s) on the main flare header, as well as a valve position indicator monitoring system for each staging valve to ensure that the MPGF operates within the range of tested conditions or within the range of the manufacturer's specifications. The pressure monitor shall meet the requirements in Table 2.

Maintenance periods, instrument adjustments or checks to maintain precision and accuracy, and zero and span adjustments may not exceed 5 percent of the time the flare is receiving regulated material.

(5) Recordkeeping Requirements

(a) All data must be recorded and maintained for a minimum of three years or for as long as applicable rule subpart(s) specify flare records should be kept, whichever is more stringent.

(6) Reporting Requirements

(a) The information specified in (b) and (c) below should be reported in the timeline specified by the applicable rule subpart(s) for which the MPGF will control emissions.

(b) Owners or operators should include the following information in their initial Notification of Compliance status report:

(i) Specify flare design as a pressure-assisted MPGF.

(ii) All visible emission readings,  $NH_{V_{cz}}$  and/or  $LFL_{cz}$  determinations and flow rate measurements. For MPGF, exit velocity determinations do not need to be reported as the maximum permitted velocity requirements in the General Provisions at 40 CFR 60.18 and 40 CFR 63.11 are not applicable.

(iii) All periods during the compliance determination when a complete loss of pilot flame on any stage of MPGF burners occurs.

(iv) All periods during the compliance determination when the pressure monitor(s) on the main flare header show the MPGF burners operating outside the range of tested conditions or outside the range of the manufacturer's specifications.

(v) All periods during the compliance determination when the staging valve position indicator monitoring system indicates a stage of the MPGF should not be in operation and is or when a stage of the MPGF should be in operation and is not.

(c) The owner or operator shall notify the Administrator of periods of excess emissions in their Periodic Reports. These periods of excess emissions shall include:

(i) Records of each 15-minute block during which there was at least one minute when regulated material was routed to the MPGF and a complete loss of pilot flame on a stage of burners occurred.

(ii) Records of visible emissions events that are time and date stamped and exceed more than 5 minutes in any 2 hour consecutive period.

(iii) Records of each 15-minute block period for which an applicable combustion zone operating limit (*i.e.*,  $NH_{V_{cz}}$  or  $LFL_{cz}$ ) is not met for the MPGF when regulated material is being combusted in the flare. Indicate the date and time for each period, the  $NH_{V_{cz}}$  and/or  $LFL_{cz}$  operating parameter for the period and the type of monitoring system used to determine compliance with the operating parameters (*e.g.*, gas chromatograph or calorimeter).

(iv) Records of when the pressure monitor(s) on the main flare header show the MPGF burners are operating outside the range of tested conditions or outside the range of the manufacturer's specifications. Indicate the date and time for each period, the pressure measurement, the stage(s) and number of MPGF burners affected and the range of tested conditions or manufacturer's specifications.

(v) Records of when the staging valve position indicator monitoring system indicates a stage of the MPGF should

not be in operation and is or when a stage of the MPGF should be in operation and is not. Indicate the date and time for each period, whether the stage was supposed to be open but was closed or vice versa and the stage(s) and number of MPGF burners affected.

#### IV. Notice of AMEL Request for Occidental Chemical Corporation

On December 16, 2014, OCC submitted an AMEL request indicating plans to construct an ethylene production unit that will be comprised of five ethane cracking furnaces and associated recovery equipment at its plant located in Ingleside, Texas. As part of this request, OCC described plans to control emissions from the ethylene production unit using two thermal oxidizers as both a primary and backup control device for periods of normal operation and low-pressure maintenance, startup, and shutdown events, and that it is seeking an AMEL for a MPGF installation for use during limited high-pressure maintenance, startup, and shutdown events as well emergency situations. As part of its AMEL request, as well as in its comments submitted to Docket ID Number EPA-HQ-OAR-2014-0738-0030 on March 30, 2015, during the Dow and ExxonMobil initial AMEL notice comment period, OCC requested an AMEL for use of different MPGF burners at its plant located in Ingleside, Texas, than the burners Dow and ExxonMobil plan to use at their plants. Specifically, OCC provided both destruction efficiency/combustion efficiency testing and long-term MPGF flame stability testing for ethylene and ethylene-inert waste gas mixtures on its proposed MPGF burners. These test data show good performance below an  $NH_{V_{cz}}$  of 800 Btu/scf or above an  $LFL_{cz}$  of 6.5 volume percent, although OCC stated in the AMEL request that it plans to comply with the same compliance requirements laid out for Dow and ExxonMobil in Section III above. Therefore, we are seeking comment on whether these operating requirements would establish an AMEL for OCC that will achieve a reduction in emissions at least equivalent to the reduction in emissions for flares complying with the requirements in 40 CFR 63.11(b) or 40 CFR 60.18(b).

#### V. Notice of Framework for Streamlining Approval of Future Pressure-Assisted MPGF AMEL Requests

We are seeking comments on a framework sources may use to submit an AMEL request to the EPA to use MPGF as control devices to comply with

NSPS and NESHAP under 40 CFR parts 60, 61, and 63. At a minimum, sources considering use of MPGF as an emissions control technology should provide the EPA with the following information in its AMEL request when demonstrating MPGF equivalency:

(1) Project Scope and Background  
(a) Size and scope of plant, products produced, location of facility and the MPGF proximity, if less than 2 miles, to the local community and schools.

(b) Details of overall emissions control scheme (*e.g.*, low pressure control scenario and high pressure control scenario), MPGF capacity and operation (including number of rows (stages), number of burners and pilots per stage and staging curve), and MPGF control utilization (*e.g.*, handles routine flows, only flows during periods of startup, shutdown, maintenance, emergencies).

(c) Details of typical and/or anticipated flare waste gas compositions and profiles for which the MPGF will control.

(d) MPGF burner design including type, geometry, and size.

(e) Anticipated date of startup.

(2) Regulatory Applicability

(a) Detailed list or table of applicable regulatory subparts, applicable standards that allow use of flares, and authority that allows for use of an AMEL.

(3) Destruction Efficiency/Combustion Efficiency Performance Demonstration

(a) Sources must provide a performance demonstration to the agency that the MPGF pressure-assisted burner being proposed for use will achieve a level of control at least equivalent to the most stringent level of control required by the underlying standards (*e.g.*, 98% destruction efficiency or better). Facilities can elect to do a performance test that includes a minimum of three test runs under the most challenging conditions (*e.g.*, highest operating pressure and/or sonic velocity conditions) using PFTIR testing, extractive sampling or rely on an engineering assessment. Sources must test using fuel representative of the type of waste gas the MPGF will typically burn or substitute a waste gas such as an olefin gas or olefinic gas mixture that will challenge the MPGF to perform at a high level of control in a smokeless capacity.

(i) If a performance test is done, a test report must be submitted to the agency which includes at a minimum: A description of the testing, a protocol describing the test methodology used, associated test method quality assurance/quality control (QA/QC) parameters, raw field and laboratory data sheets, summary data report sheets,



**Appendix A**

**Acronym List ..... 544**

## Acronym List

The following abbreviations or acronyms may be used in this permit:

ACFM	.....	actual cubic feet per minute
AMOC	.....	alternate means of control
ARP	.....	Acid Rain Program
ASTM	.....	American Society of Testing and Materials
B/PA	.....	Beaumont/Port Arthur (nonattainment area)
CAM	.....	Compliance Assurance Monitoring
CD	.....	control device
CEMS	.....	continuous emissions monitoring system
CFR	.....	Code of Federal Regulations
COMS	.....	continuous opacity monitoring system
CVS	.....	closed vent system
D/FW	.....	Dallas/Fort Worth (nonattainment area)
EP	.....	emission point
EPA	.....	U.S. Environmental Protection Agency
EU	.....	emission unit
FCAA Amendments	.....	Federal Clean Air Act Amendments
FOP	.....	federal operating permit
gr/100 scf	.....	grains per 100 standard cubic feet
HAP	.....	hazardous air pollutant
H/G/B	.....	Houston/Galveston/Brazoria (nonattainment area)
H <sub>2</sub> S	.....	hydrogen sulfide
ID No.	.....	identification number
lb/hr	.....	pound(s) per hour
MACT	.....	Maximum Achievable Control Technology (40 CFR Part 63)
MMBtu/hr	.....	Million British thermal units per hour
NA	.....	nonattainment
N/A	.....	not applicable
NADB	.....	National Allowance Data Base
NESHAP	.....	National Emission Standards for Hazardous Air Pollutants (40 CFR Part 61)
NO <sub>x</sub>	.....	nitrogen oxides
NSPS	.....	New Source Performance Standard (40 CFR Part 60)
NSR	.....	New Source Review
ORIS	.....	Office of Regulatory Information Systems
Pb	.....	lead
PBR	.....	Permit By Rule
PEMS	.....	predictive emissions monitoring system
PM	.....	particulate matter
ppmv	.....	parts per million by volume
PRO	.....	process unit
PSD	.....	prevention of significant deterioration
psia	.....	pounds per square inch absolute
SIP	.....	state implementation plan
SO <sub>2</sub>	.....	sulfur dioxide
TCEQ	.....	Texas Commission on Environmental Quality
TSP	.....	total suspended particulate
TVP	.....	true vapor pressure
U.S.C.	.....	United States Code
VOC	.....	volatile organic compound

**Appendix B**

**Major NSR Summary Table ..... 546**

**Major NSR Summary Table**

Permit Numbers: 3452, PSDTX302M2, and PAL6				Issuance Date: August 25, 2022			
Emission Point No. (1)	Source Name (2)	Air Contaminant Name (3)	Emission Rates		Monitoring and Testing Requirements	Recordkeeping Requirements	Reporting Requirements
			lbs/hour	TPY (4)	Special Condition/Application Information	Special Condition/Application Information	Special Condition/Application Information
<b>NO<sub>x</sub> Sources</b>							
CAF01-ST	Furnace AF-01						
CBF01-ST	Furnace BF-01						
CCF01-ST	Furnace CF-01						
CDF01-ST	Furnace DF-01						
CEF01-ST	Furnace EF-01						
CFF01-ST	Furnace FF-01						
CGF01-ST	Furnace GF-01						
CHF01-ST	Furnace HF-01						
CIF01-ST	Furnace IF-01						
CJF01-ST	Furnace JF-01						
COF01-ST	Furnace OF-01						
CQF01-ST	Furnace QF-01						
XAF01-ST	Furnace XAF-01						
XBF01-ST	Furnace XBF-01						
XCF01-ST	Furnace XCF-01						
XDF01-ST	Furnace XDF-01						
XEF01-ST	Furnace XEF-01						
XFF01-ST	Furnace XFF-01						
XGF01-ST	Furnace XGF-01						
XHF01-ST	Furnace XHF-01						
XGF01-DEC	Decoking Stack XGF-01 and XHF-01						
E-7-1	Boiler A						
E-7-1	Boiler B						
E-7-1	Boiler C						
E-7-1	Boiler D						
HRSG1	39 MW Gas Turbine						
HRSG2	39 MW Gas Turbine						
HRSG3	39 MW Gas Turbine						
HRSG4	95.5 MW Gas Turbine						

**Major NSR Summary Table**

Permit Numbers: 3452, PSDTX302M2, and PAL6				Issuance Date: August 25, 2022			
Emission Point No. (1)	Source Name (2)	Air Contaminant Name (3)	Emission Rates		Monitoring and Testing Requirements	Recordkeeping Requirements	Reporting Requirements
			lbs/hour	TPY (4)	Special Condition/Application Information	Special Condition/Application Information	Special Condition/Application Information
HRSG1	Steam Generator						
HRSG2	Steam Generator						
HRSG3	Steam Generator						
HRSG4	Steam Generator						
HRSG5	164 MW Gas Turbine						
DIESEL1A	Diesel Engine						
DIESEL4	Diesel Engine						
DIESELFV	Diesel Engine						
FLARE1	Primary Flare						
FLARE2	Secondary Flare						
FLAREX	Expansion Flare						
XZL16	Emergency Generator						
ICSTG01	Train 1 Diesel Starter Engine						
ICSTG02	Train 2 Diesel Starter Engine						
ICSTG03	Train 3 Diesel Starter Engine						
ZP11DSL1	Diesel Pump						
ZP11DSL2	Diesel Pump						
COMBUSTSU	Combustion Unit						
EQPERIODIC	Periodic Equipment Leaks						
FLPERIODIC	Periodic Flaring						
INPERIODIC	Periodic Instrument Failure						
MAINANALYZ	Maintenance Analyzers						
MAINBOIL	Maintenance Boilers						
MAINCOMP	Maintenance Compressors						
MAINEXCH	Maintenance Exchangers						
MAINFURN	Maintenance Furnaces						
MAININSTR	Maintenance Instruments						
MAINPIPE	Maintenance Pipe						
MAINPUMP	Maintenance Pumps						
MAINTANKTO	Combustion Control Device						
MAINVALVE	Maintenance Valve						

**Major NSR Summary Table**

Permit Numbers: 3452, PSDTX302M2, and PAL6					Issuance Date: August 25, 2022		
Emission Point No. (1)	Source Name (2)	Air Contaminant Name (3)	Emission Rates		Monitoring and Testing Requirements	Recordkeeping Requirements	Reporting Requirements
			lbs/hour	TPY (4)	Special Condition/Application Information	Special Condition/Application Information	Special Condition/Application Information
MAINVESS Maintenance Vessels							
<b>Final Flex Emission Cap</b>		NO <sub>x</sub>	1630.75	2448.71	3, 4, 11, 18, 19, 20, 27, 40 49, 50, 51, 53, 54, 58, 61, 63, 66, 67, 68, 74, 75, 78	3, 4, 11, 18, 19, 20, 27, 40 49, 50, 51, 53, 54, 59, 61, 63, 66, 67, 68, 74, 75, 77, 78	3, 4, 18, 19, 40
<b>Final MSS Emission Cap</b>		NO <sub>x</sub> (7)	143.79	401.8	39	29, 38, 39, 45	
<b>VOC Sources</b>							
CAF01-ST	Furnace AF-01						
CBF01-ST	Furnace BF-01						
CCF01-ST	Furnace CF-01						
CDF01-ST	Furnace DF-01						
CEF01-ST	Furnace EF-01						
CFF01-ST	Furnace FF-01						
CGF01-ST	Furnace GF-01						
CHF01-ST	Furnace HF-01						
CIF01-ST	Furnace IF-01						
CJF01-ST	Furnace JF-01						
COF01-ST	Furnace OF-01						
CQF01-ST	Furnace QF-01						
XAF01-ST	Furnace XAF-01						
XBF01-ST	Furnace XBF-01						
XCF01-ST	Furnace XCF-01						
XDF01-ST	Furnace XDF-01						
XEF01-ST	Furnace XEF-01						
XFF01-ST	Furnace XFF-01						
XGF01-ST	Furnace XGF-01						
XHF01-ST	Furnace XHF-01						

**Major NSR Summary Table**

Permit Numbers: 3452, PSDTX302M2, and PAL6				Issuance Date: August 25, 2022			
Emission Point No. (1)	Source Name (2)	Air Contaminant Name (3)	Emission Rates		Monitoring and Testing Requirements	Recordkeeping Requirements	Reporting Requirements
			lbs/hour	TPY (4)	Special Condition/Application Information	Special Condition/Application Information	Special Condition/Application Information
XGF01-DEC	Decoking Stack XGF-01 and XHF-01						
E-7-1	Boiler A						
E-7-1	Boiler B						
E-7-1	Boiler C						
E-7-1	Boiler D						
HRSG1	39 MW Gas Turbine						
HRSG2	39 MW Gas Turbine						
HRSG3	39 MW Gas Turbine						
HRSG4	95.5 MW Gas Turbine						
HRSG1	Steam Generator						
HRSG2	Steam Generator						
HRSG3	Steam Generator						
HRSG4	Steam Generator						
HRSG5	164 MW Gas Turbine						
DIESEL1A	Diesel Engine						
DIESEL4	Diesel Engine						
DIESELFW	Diesel Engine						
FLARE1	Primary Flare						
FLARE2	Secondary Flare						
FLAREX	Expansion Flare						
ZP11DSL1	Diesel Pump						
ZP11DSL2	Diesel Pump						
BOPCT	Cooling Tower (5)						
ICSTG01	Train 1 Diesel Starter Engine						
ICSTG02	Train 2 Diesel Starter Engine						
ICSTG03	Train 3 Diesel Starter Engine						
XZL16	Emergency Generator						
CSS	Storm Sewer						
BOPXCT	Cooling Tower (5)						
BOPFUG	Fugitives (5)						
ND08	ND-08 Vent						

**Major NSR Summary Table**

Permit Numbers: 3452, PSDTX302M2, and PAL6				Issuance Date: August 25, 2022			
Emission Point No. (1)	Source Name (2)	Air Contaminant Name (3)	Emission Rates		Monitoring and Testing Requirements	Recordkeeping Requirements	Reporting Requirements
			lbs/hour	TPY (4)	Special Condition/Application Information	Special Condition/Application Information	Special Condition/Application Information
TTAILS	Safety Relief Valves						
ANALYZ	Analyzer Vents						
RD16	RD-16 Vent						
PROCSEWR	Process Sewer						
LC01-VE	Compressor Drain Vents						
LC01-RES	Compressor Drain Vents						
VC01-VE	Compressor Drain Vents						
VC01-RES	Compressor Drain Vents						
PC01-VE	Compressor Drain Vents						
PC01-RES	Compressor Drain Vents						
WWTBIOX	Biological Oxidation						
LABVENT	Lab Vent						
PAINTING	Painting						
ZTK05	Feed Tank ZTK-05						
ZTK06	Feed Tank ZTK-06						
ZTK07	Feed Tank ZTK-07						
ZTK08	Feed Tank ZTK-08						
ZTK09A	Steam Cracked Tar Tank ZTK-09A						
ZTK09B	Steam Cracked Tar Tank ZTK-09B						
ZTK10	Feed Tank ZTK-10						
ZTK11	Quench Oil Tank ZTK-11						
ZTK12A	Slop Oil Tank ZTK-12A						
ZTK12B	Slop Oil Tank ZTK-12B						
ZTK13	Spent Caustic Tank ZTK13						
MD20	Inhibitor Tank MD-20						
MTK01	Methanol/Propanol Tank MTK-01						
UTK01	Gas Oil Inhibitor Tank UTK-01						
UTK102A	Tank UTK-102A						
UTK102B	Tank UTK-102B						
XZLTK16	Diesel Fuel Tank						
XZTK05	WW Equalization Tank						



**Major NSR Summary Table**

Permit Numbers: 3452, PSDTX302M2, and PAL6				Issuance Date: August 25, 2022			
Emission Point No. (1)	Source Name (2)	Air Contaminant Name (3)	Emission Rates		Monitoring and Testing Requirements	Recordkeeping Requirements	Reporting Requirements
			lbs/hour	TPY (4)	Special Condition/Application Information	Special Condition/Application Information	Special Condition/Application Information
XZTK06	Spent Caustic Tank						
XZTK07	Pyrolysis Fuel Oil Tank						
XZTK11	Wash Oil Tank						
XZMIS01	Oil Mist Tank						
XZMIS02	Oil Mist Tank						
XZMIS03	Oil Mist Tank						
XZMIS04	Oil Mist Tank						
ZLTK01	Tank ZLTK-01A						
ZTK25	Tank ZTK25						
ZTK28	Tank ZTK28						
PIPEFUG	Piping Fugitives (5)						
COMBUSTSU	Combustion Startup						
CONSUMABLE	Consumables						
EQPERIODIC	Periodic Equipment Leaks						
FLPERIODIC	Periodic Flaring						
FRACTMSS	Frac Tanks						
INPERIODIC	Periodic Instrument Failure						
MAINANALYZ	Maintenance Analyzers						
MAINBOIL	Maintenance Boilers						
MAINCOMP	Maintenance Compressors						
MAINEXCH	Maintenance Exchangers						
MAININSTR	Maintenance Instruments						
MAINFURN	Maintenance Furnaces						
MAINPIPE	Maintenance Pipe						
MAINPUMP	Maintenance Pumps						
MAINTANKTO	Combustion Control Device						
MAINVALVE	Maintenance Valve						
MAINVESS	Maintenance Vessels						
TANKMSS	Storage Tank Maintenance						
TSAMSS	Thermal Spray Aluminum						
VACTRKMSS	Vacuum Trucks						

**Major NSR Summary Table**

Permit Numbers: 3452, PSDTX302M2, and PAL6					Issuance Date: August 25, 2022		
Emission Point No. (1)	Source Name (2)	Air Contaminant Name (3)	Emission Rates		Monitoring and Testing Requirements	Recordkeeping Requirements	Reporting Requirements
			lbs/hour	TPY (4)	Special Condition/Application Information	Special Condition/Application Information	Special Condition/Application Information
<b>Final Flex Emission Cap</b>		VOC	709.48	435.77	3, 4, 5, 11, 12, 13, 14, 15, 17, 27, 40, 49, 50, 51, 53, 54, 58, 61, 63, 66, 67, 68, 74, 75, 78	3, 4, 5, 11, 12, 13, 14, 15, 17, 27, 40, 42, 49, 50, 51, 53, 54, 59, 61, 63, 66, 67, 68, 74, 75, 77, 78	3, 4, 5, 17, 40
<b>Final MSS Emission Cap</b>		VOC (7)	416.1	42.04	32, 33, 34, 35, 39	29, 31, 32, 33, 34, 35, 36, 39, 45	
<b>CO Sources</b>							
CAF01-ST	Furnace AF-01						
CBF01-ST	Furnace BF-01						
CCF01-ST	Furnace CF-01						
CDF01-ST	Furnace DF-01						
CEF01-ST	Furnace EF-01						
CFF01-ST	Furnace FF-01						
CGF01-ST	Furnace GF-01						
CHF01-ST	Furnace HF-01						
CIF01-ST	Furnace IF-01						
CJF01-ST	Furnace JF-01						
COF01-ST	Furnace OF-01						
CQF01-ST	Furnace QF-01						
XAF01-ST	Furnace XAF-01						
XBF01-ST	Furnace XBF-01						
XCF01-ST	Furnace XCF-01						
XDF01-ST	Furnace XDF-01						
XEF01-ST	Furnace XEF-01						
XFF01-ST	Furnace XFF-01						
XGF01-ST	Furnace XGF-01						
XHF01-ST	Furnace XHF-01						

**Major NSR Summary Table**

Permit Numbers: 3452, PSDTX302M2, and PAL6				Issuance Date: August 25, 2022			
Emission Point No. (1)	Source Name (2)	Air Contaminant Name (3)	Emission Rates		Monitoring and Testing Requirements	Recordkeeping Requirements	Reporting Requirements
			lbs/hour	TPY (4)	Special Condition/Application Information	Special Condition/Application Information	Special Condition/Application Information
E-7-1	Boiler A						
E-7-1	Boiler B						
E-7-1	Boiler C						
E-7-1	Boiler D						
HRSG1	39 MW Gas Turbine						
HRSG2	39 MW Gas Turbine						
HRSG3	39 MW Gas Turbine						
HRSG4	95.5 MW Gas Turbine						
HRSG1	Steam Generator						
HRSG2	Steam Generator						
HRSG3	Steam Generator						
HRSG4	Steam Generator						
HRSG5	164 MW Gas Turbine						
CAF01-DEC	Decoking Stack AF-01						
CBF01-DEC	Decoking Stack BF-01						
CCF01-DEC	Decoking Stack CF-01						
CDF01-DEC	Decoking Stack DF-01						
CEF01-DEC	Decoking Stack EF-01						
CFF01-DEC	Decoking Stack FF-01						
CGF01-DEC	Decoking Stack GF-01						
CHF01-DEC	Decoking Stack HF-01						
CIF01-DEC	Decoking Stack IF-01						
CJF01-DEC	Decoking Stack JF-01						
COF01-DEC	Decoking Stack OF-01						
CQF01-DEC	Decoking Stack QF-01						
XAF01-DEC	Decoking Stack XAF-01						
XBF01-DEC	Decoking Stack XBF-01						
XCF01-DEC	Decoking Stack XCF-01						
XDF01-DEC	Decoking Stack XDF-01						
XEF01-DEC	Decoking Stack XEF-01						
XFF01-DEC	Decoking Stack XFF-01						

**Major NSR Summary Table**

Permit Numbers: 3452, PSDTX302M2, and PAL6				Issuance Date: August 25, 2022			
Emission Point No. (1)	Source Name (2)	Air Contaminant Name (3)	Emission Rates		Monitoring and Testing Requirements	Recordkeeping Requirements	Reporting Requirements
			lbs/hour	TPY (4)	Special Condition/Application Information	Special Condition/Application Information	Special Condition/Application Information
XGF01-DEC	Decoking Stack XGF-01 and XHF-01						
DIESEL1A	Diesel Engine						
DIESEL4	Diesel Engine						
DIESELFW	Diesel Engine						
FLARE1	Primary Flare						
FLARE2	Secondary Flare						
FLAREX	Expansion Flare						
XZL16	Emergency Generator						
BOPFUG	Fugitives (5)						
ND08	ND-08 Vent						
ICSTG01	Train 1 Diesel Starter Engine						
ICSTG02	Train 2 Diesel Starter Engine						
ICSTG03	Train 3 Diesel Starter Engine						
ZP11DSL1	Diesel Pump						
ZP11DSL2	Diesel Pump						
COMBUSTSU	Combustion Startup						
EQPERIODIC	Periodic Equipment Leaks						
FLPERIODIC	Periodic Flaring						
INPERIODIC	Periodic Instrument Failure						
MAINANALYZ	Maintenance Analyzers						
MAININSTR	Maintenance Instruments						
MAINPIPE	Maintenance Pipe						
MAINVALVE	Maintenance Valve						
MAINBOIL	Maintenance Boilers						
MAINCOMP	Maintenance Compressors						
MAINEXCH	Maintenance Exchangers						
MAINFURN	Maintenance Furnaces						
MAINPUMP	Maintenance Pumps						
MAINTANKTO	Combustion Control Device						
MAINVESS	Maintenance Vessels						

**Major NSR Summary Table**

Permit Numbers: 3452, PSDTX302M2, and PAL6					Issuance Date: August 25, 2022		
Emission Point No. (1)	Source Name (2)	Air Contaminant Name (3)	Emission Rates		Monitoring and Testing Requirements	Recordkeeping Requirements	Reporting Requirements
			lbs/hour	TPY (4)	Special Condition/Application Information	Special Condition/Application Information	Special Condition/Application Information
<b>Final Flex Emission Cap</b>		CO	6627.58	2381.15	3, 4, 11, 18, 27, 40, 49, 50, 51, 53, 54, 58, 61, 63, 66, 67, 68, 74, 75, 78	3, 4, 11, 18, 27, 38, 40, 49, 50, 51, 53, 54, 59, 61, 63, 66, 67, 68, 74, 75, 77, 78	3, 4, 18, 40
<b>Final MSS Emission Cap</b>		CO (7)	483.99	388.25	39	29, 39, 45	

**Major NSR Summary Table**

Permit Numbers: 3452, PSDTX302M2, and PAL6				Issuance Date: August 25, 2022			
Emission Point No. (1)	Source Name (2)	Air Contaminant Name (3)	Emission Rates		Monitoring and Testing Requirements	Recordkeeping Requirements	Reporting Requirements
			lbs/hour	TPY (4)	Special Condition/Application Information	Special Condition/Application Information	Special Condition/Application Information
<b>PM Sources</b>							

CAF01-ST	Furnace AF-01			
CBF01-ST	Furnace BF-01			
CCF01-ST	Furnace CF-01			
CDF01-ST	Furnace DF-01			
CEF01-ST	Furnace EF-01			
CFF01-ST	Furnace FF-01			
CGF01-ST	Furnace GF-01			
CHF01-ST	Furnace HF-01			
CIF01-ST	Furnace IF-01			
CJF01-ST	Furnace JF-01			
COF01-ST	Furnace OF-01			
CQF01-ST	Furnace QF-01			
XAF01-ST	Furnace XAF-01			
XBF01-ST	Furnace XBF-01			
XCF01-ST	Furnace XCF-01			
XDF01-ST	Furnace XDF-01			
XEF01-ST	Furnace XEF-01			
XFF01-ST	Furnace XFF-01			
XGF01-ST	Furnace XGF-01			
XHF01-ST	Furnace XHF-01			
E-7-1	Boiler A			
E-7-1	Boiler B			
E-7-1	Boiler C			
E-7-1	Boiler D			
HRSG1	39 MW Gas Turbine			
HRSG2	39 MW Gas Turbine			
HRSG3	39 MW Gas Turbine			
HRSG4	95.5 MW Gas Turbine			
HRSG1	Steam Generator			
HRSG2	Steam Generator			
HRSG3	Steam Generator			
HRSG4	Steam Generator			
HRSG5	164 MW Gas Turbine			
CAF01-DEC	Decoking Stack AF-01			
CBF01-DEC	Decoking Stack BF-01			
CCF01-DEC	Decoking Stack CF-01			
CDF01-DEC	Decoking Stack DF-01			
CEF01-DEC	Decoking Stack EF-01			
CFF01-DEC	Decoking Stack FF-01			
CGF01-DEC	Decoking Stack GF-01			
CHF01-DEC	Decoking Stack HF-01			
CIF01-DEC	Decoking Stack IF-01			
CJF01-DEC	Decoking Stack JF-01			
COF01-DEC	Decoking Stack OF-01			

CQF01-DEC	Decoking Stack QF-01					
XAF01-DEC	Decoking Stack XAF-01					
XBF01-DEC	Decoking Stack XBF-01					
XCF01-DEC	Decoking Stack XCF-01					
XDF01-DEC	Decoking Stack XDF-01					
XEF01-DEC	Decoking Stack XEF-01					
XFF01-DEC	Decoking Stack XFF-01					
XGF01-DEC	Decoking Stack XGF-01 and XHF-01					
DIESEL1A	Diesel Engine					
DIESEL4	Diesel Engine					
DIESELFV	Diesel Engine					
XZL16	Emergency Generator					
LUBE1	Gas Turbine Lube Oil Vent					
ICSTG01	Train 1 Diesel Starter Engine					
ICSTG02	Train 2 Diesel Starter Engine					
ICSTG03	Train 3 Diesel Starter Engine					
ZP11DSL1	Diesel Pump					
ZP11DSL2	Diesel Pump					
ABRASBLAST	Dry Abrasive Blasting					
COMBUSTSU	Combustion Startup					
EQPERIODIC	Period Equipment Leaks					
FLPERIODIC	Period Flaring					
INPERIODIC	Periodic Instrument Failure					
MAINANALYZ	Maintenance Analyzers					
MAINBOIL	Maintenance Boilers					
MAINCOMP	Maintenance Compressors					
MAINEXCH	Maintenance Exchangers					
MAINFURN	Maintenance Furnaces					
MAININSTR	Maintenance Instruments					
MAINPIPE	Maintenance Pipe					
MAINPUMP	Maintenance Pumps					
MAINTANKTO	Combustion Control Device					
MAINVALVE	Maintenance Valve					
MAINVESS	Maintenance Vessels					
TANKMSS	Storage Tank Maintenance					
TSAMSS	Thermal Spray Aluminum					
<b>Final Flex Emission Cap</b>	PM	337.49	365.62	3, 16, 27,	3, 16, 27,	3,
<b>Final MSS Emission Cap</b>	PM (7)	16.77	14.61	39	29, 39, 45	



**Major NSR Summary Table**

Permit Numbers: 3452, PSDTX302M2, and PAL6				Issuance Date: August 25, 2022			
Emission Point No. (1)	Source Name (2)	Air Contaminant Name (3)	Emission Rates		Monitoring and Testing Requirements	Recordkeeping Requirements	Reporting Requirements
			lbs/hour	TPY (4)	Special Condition/Application Information	Special Condition/Application Information	Special Condition/Application Information
<b>SO<sub>2</sub> Sources</b>							
CAF01-ST	Furnace AF-01						
CBF01-ST	Furnace BF-01						
CCF01-ST	Furnace CF-01						
CDF01-ST	Furnace DF-01						
CEF01-ST	Furnace EF-01						
CFF01-ST	Furnace FF-01						
CGF01-ST	Furnace GF-01						
CHF01-ST	Furnace HF-01						
CIF01-ST	Furnace IF-01						
CJF01-ST	Furnace JF-01						
COF01-ST	Furnace OF-01						
CQF01-ST	Furnace QF-01						
XAF01-ST	Furnace XAF-01						
XBF01-ST	Furnace XBF-01						
XCF01-ST	Furnace XCF-01						
XDF01-ST	Furnace XDF-01						
XEF01-ST	Furnace XEF-01						
XFF01-ST	Furnace XFF-01						
XGF01-ST	Furnace XGF-01						
XHF01-ST	Furnace XHF-01						
E-7-1	Boiler A						
E-7-1	Boiler B						
E-7-1	Boiler C						
E-7-1	Boiler D						
HRSG1	39 MW Gas Turbine						
HRSG2	39 MW Gas Turbine						
HRSG3	39 MW Gas Turbine						
HRSG4	95.5 MW Gas Turbine						
HRSG1	Steam Generator						

**Major NSR Summary Table**

Permit Numbers: 3452, PSDTX302M2, and PAL6				Issuance Date: August 25, 2022			
Emission Point No. (1)	Source Name (2)	Air Contaminant Name (3)	Emission Rates		Monitoring and Testing Requirements	Recordkeeping Requirements	Reporting Requirements
			lbs/hour	TPY (4)	Special Condition/Application Information	Special Condition/Application Information	Special Condition/Application Information
HRSG2	Steam Generator						
HRSG3	Steam Generator						
HRSG4	Steam Generator						
HRSG5	164 MW Gas Turbine						
DIESEL1A	Diesel Engine						
DIESEL4	Diesel Engine						
DIESELFW	Diesel Engine						
FLARE1	Primary Flare						
FLARE2	Secondary Flare						
FLAREX	Expansion Flare						
XZL16	Emergency Generator						
ICSTG01	Train 1 Diesel Starter Engine						
ICSTG02	Train 2 Diesel Starter Engine						
ICSTG03	Train 3 Diesel Starter Engine						
COMBUSTSU	Combustion Startup						
EQPERIODIC	Periodic Equipment Leaks						
FLPERIODIC	Periodic Flaring						
INPERIODIC	Periodic Instrument Failure						
MAINANALYZ	Maintenance Analyzers						
MAINBOIL	Maintenance Boilers						
MAINCOMP	Maintenance Compressors						
MAINEXCH	Maintenance Exchangers						
MAINFURN	Maintenance Furnaces						
MAININSTR	Maintenance Instruments						
MAINPIPE	Maintenance Pipe						
MAINPUMP	Maintenance Pumps						
MAINTANKTO	Combustion Control Device						
MAINVALVE	Maintenance Valve						
MAINVESS	Maintenance Vessels						
<b>Final Flex Emission Cap</b>		SO <sub>2</sub>	441.28	182.79	3, 11, 27, 49, 50, 51,	3, 11, 27, 49, 50, 51,	3

**Major NSR Summary Table**

Permit Numbers: 3452, PSDTX302M2, and PAL6					Issuance Date: August 25, 2022		
Emission Point No. (1)	Source Name (2)	Air Contaminant Name (3)	Emission Rates		Monitoring and Testing Requirements	Recordkeeping Requirements	Reporting Requirements
			lbs/hour	TPY (4)	Special Condition/Application Information	Special Condition/Application Information	Special Condition/Application Information
					53, 54, 58, 61, 63, 66, 67, 68, 74, 75, 78	53, 54, 59, 61, 63, 66, 67, 68, 74, 75, 77, 78	
<b>Final MSS Emission Cap (7)</b>		SO <sub>2</sub> (7)	30.34	40.74	39	39, 45	

**Major NSR Summary Table**

Permit Numbers: 3452, PSDTX302M2, and PAL6				Issuance Date: August 25, 2022			
Emission Point No. (1)	Source Name (2)	Air Contaminant Name (3)	Emission Rates		Monitoring and Testing Requirements	Recordkeeping Requirements	Reporting Requirements
			lbs/hour	TPY (4)	Special Condition/Application Information	Special Condition/Application Information	Special Condition/Application Information
<b>NH<sub>3</sub> Sources</b>							
HRSG1	39 MW Gas Turbine						
HRSG2	39 MW Gas Turbine						
HRSG3	39 MW Gas Turbine						
HRSG1	Steam Generator						
HRSG2	Steam Generator						
HRSG3	Steam Generator						
HRSG5	164 MW Gas Turbine						
PIPEFUG	Piping Fugitives (5)						
XGF-01-ST	Furnace XGF-01						
XHF01-ST	Furnace XHF-01						
NH3LOAD	Ammonia Loading						
ZP11DSL1	Diesel Pump						
ZP11DSL2	Diesel Pump						
FRACTMSS	Frac Tanks						
EQPERIODIC	Periodic Equipment Leaks						
FLPERIODIC	Period Flaring						
INPERIODIC	Period Instrument Failure						
MAINANALYZ	Maintenance Analyzers						
MAINBOIL	Maintenance Boilers						
MAINCOMP	Maintenance Compressors						
MAINEXCH	Maintenance Exchangers						
MAINFURN	Maintenance Furnaces						
MAININSTR	Maintenance Instruments						
MAINPIPE	Maintenance Pipe						
MAINPUMP	Maintenance Pumps						
MAINTANKTO	Combustion Control Device						
MAINVALVE	Maintenance Valve						
MAINVESS	Maintenance Vessels						
TANKMSS	Storage Tank Maintenance						

**Major NSR Summary Table**

Permit Numbers: 3452, PSDTX302M2, and PAL6					Issuance Date: August 25, 2022		
Emission Point No. (1)	Source Name (2)	Air Contaminant Name (3)	Emission Rates		Monitoring and Testing Requirements	Recordkeeping Requirements	Reporting Requirements
			lbs/hour	TPY (4)	Special Condition/Application Information	Special Condition/Application Information	Special Condition/Application Information
<b>Final Flex Emission Cap</b>		NH <sub>3</sub>	51.8	196.24	3, 4, 14, 17, 20, 27,	3, 4, 14, 17, 20, 23, 27,	3, 4, 17,
<b>Final MSS Emission Cap</b>		NH <sub>3</sub> (7)	16.67	0.29	39	29, 39, 45	
<b>H<sub>2</sub>SO<sub>4</sub> Sources</b>							
CAF01-ST	Furnace AF-01						
CBF01-ST	Furnace BF-01						
CCF01-ST	Furnace CF-01						
CDF01-ST	Furnace DF-01						
CEF01-ST	Furnace EF-01						
CFF01-ST	Furnace FF-01						
CGF01-ST	Furnace GF-01						
CHF01-ST	Furnace HF-01						
CIF01-ST	Furnace IF-01						
CJF01-ST	Furnace JF-01						
COF01-ST	Furnace OF-01						
CQF01-ST	Furnace QF-01						
XAF01-ST	Furnace XAF-01						
XBF01-ST	Furnace XBF-01						
XCF01-ST	Furnace XCF-01						
XDF01-ST	Furnace XDF-01						
XEF01-ST	Furnace XEF-01						
XFF01-ST	Furnace XFF-01						
XGF01-ST	Furnace XGF-01						
XHF01-ST	Furnace XHF-01						
E-7-1	Boiler A						
E-7-1	Boiler B						
E-7-1	Boiler C						

**Major NSR Summary Table**

Permit Numbers: 3452, PSDTX302M2, and PAL6				Issuance Date: August 25, 2022			
Emission Point No. (1)	Source Name (2)	Air Contaminant Name (3)	Emission Rates		Monitoring and Testing Requirements	Recordkeeping Requirements	Reporting Requirements
			lbs/hour	TPY (4)	Special Condition/Application Information	Special Condition/Application Information	Special Condition/Application Information
E-7-1	Boiler D						
HRSG1	39 MW Gas Turbine						
HRSG2	39 MW Gas Turbine						
HRSG3	39 MW Gas Turbine						
HRSG4	95.5 MW Gas Turbine						
HRSG1	Steam Generator						
HRSG2	Steam Generator						
HRSG3	Steam Generator						
HRSG4	Steam Generator						
HRSG5	164 MW Gas Turbine						
DIESEL1A	Diesel Engine						
DIESEL4	Diesel Engine						
DIESELF	Diesel Engine						
XZL16	Emergency Generator						
FLARE1	Primary Flare						
FLARE2	Secondary Flare						
FLAREX	Expansion Flare						
COMBUSTSU	Combustion Startup						
EQPERIODIC	Periodic Equipment Leaks						
FLPERIODIC	Periodic Flaring						
FRACTMSS	Frac Tanks						
INPERIODIC	Periodic Instrument Failure						
MAINANALYZ	Maintenance Analyzers						
MAINBOIL	Maintenance Boilers						
MAINCOMP	Maintenance Compressors						
MAINEXCH	Maintenance Exchangers						
MAINFURN	Maintenance Furnaces						
MAININSTR	Maintenance Instruments						
MAINPIPE	Maintenance Pipe						
MAINPUMP	Maintenance Pumps						
MAINVALVE	Maintenance Valve						

**Major NSR Summary Table**

Permit Numbers: 3452, PSDTX302M2, and PAL6					Issuance Date: August 25, 2022		
Emission Point No. (1)	Source Name (2)	Air Contaminant Name (3)	Emission Rates		Monitoring and Testing Requirements	Recordkeeping Requirements	Reporting Requirements
			lbs/hour	TPY (4)	Special Condition/Application Information	Special Condition/Application Information	Special Condition/Application Information
MAINVESS TANKMSS VACTRKMSS	Maintenance Vessels Storage Tank Maintenance Vacuum Truck						
<b>Final Flex Emission Cap</b>		H <sub>2</sub> SO <sub>4</sub>	34.21	17.94	3, 11, 27, 40, 49, 50, 51, 53, 54, 58, 63, 66, 67, 68, 74, 75, 78	3, 11, 27, 40, 49, 50, 51, 53, 54, 59, 63, 66, 67, 68, 74, 75, 78	3, 40
<b>MSS Emission Cap</b>		H <sub>2</sub> SO <sub>4</sub> (7)	6.66	3.4	39	29, 39, 45	
<b>Individual Emission Limits</b>							
XHF01-ST	Furnace XHF-01	PM <sub>10</sub>	3.66	2.39	3	3	3
		PM <sub>2.5</sub>	3.66	2.39			
XGF01-DEC	Decoking Stack XGF-01	PM <sub>10</sub>	16.60	1.99	3	3	3
		PM <sub>2.5</sub>	14.48	1.74			
<b>Maintenance, Start-Up, and Shutdown (MSS) Limits Case I - Duct Burners Unfired (6)</b>							
HRSG1	39 MW Gas Turbine	NO <sub>x</sub>	364	---	3	3, 23, 29, 45	3
		CO	688.73	---			
		VOC	1	---			

**Major NSR Summary Table**

Permit Numbers: 3452, PSDTX302M2, and PAL6					Issuance Date: August 25, 2022		
Emission Point No. (1)	Source Name (2)	Air Contaminant Name (3)	Emission Rates		Monitoring and Testing Requirements	Recordkeeping Requirements	Reporting Requirements
			lbs/hour	TPY (4)	Special Condition/Application Information	Special Condition/Application Information	Special Condition/Application Information
		PM	2.63	---			
		SO <sub>2</sub>	1.9	---			
		NH <sub>3</sub>	14.23	---			
HRSG2	39 MW Gas Turbine	NO <sub>x</sub>	364	---	3	3, 23, 29, 45	3
		CO	688.73	---			
		VOC	1	---			
		PM	2.63	---			
		SO <sub>2</sub>	1.9	---			
		NH <sub>3</sub>	14.23	---			
HRSG3	39 MW Gas Turbine	NO <sub>x</sub>	364	---	3	3, 23, 29, 45	3
		CO	688.73	---			
		VOC	1	---			
		PM	2.63	---			



**Major NSR Summary Table**

Permit Numbers: 3452, PSDTX302M2, and PAL6					Issuance Date: August 25, 2022		
Emission Point No. (1)	Source Name (2)	Air Contaminant Name (3)	Emission Rates		Monitoring and Testing Requirements	Recordkeeping Requirements	Reporting Requirements
			lbs/hour	TPY (4)	Special Condition/Application Information	Special Condition/Application Information	Special Condition/Application Information
		SO <sub>2</sub>	1.9	---			
		NH <sub>3</sub>	14.23	---			

**Major NSR Summary Table**

Permit Numbers: 3452, PSDTX302M2, and PAL6					Issuance Date: August 25, 2022		
Emission Point No. (1)	Source Name (2)	Air Contaminant Name (3)	Emission Rates		Monitoring and Testing Requirements	Recordkeeping Requirements	Reporting Requirements
			lbs/hour	TPY (4)	Special Condition/Application Information	Special Condition/Application Information	Special Condition/Application Information
HRSG4	95.5 MW Gas Turbine	NO <sub>x</sub>	980	---	3	3, 23, 29, 45	3
		CO	1855.56	---			
		VOC	3.26	---			
		PM	5	---			
		SO <sub>2</sub>	2.15	---			
HRSG5	164 MW Gas Turbine	NO <sub>x</sub>	1080.12	---	3	3, 23, 29, 45	3
		CO	2723.51	---			
		VOC	24.61	---			
		PM	18.00	---			
		SO <sub>2</sub>	26.14	---			
		NH <sub>3</sub>	26.61	---			
		H <sub>2</sub> SO <sub>4</sub>	2.11	---			
<b>Maintenance, Start-Up, and Shutdown (MSS) Limits Case 2- Duct Burners Fired (6)</b>							

**Major NSR Summary Table**

Permit Numbers: 3452, PSDTX302M2, and PAL6					Issuance Date: August 25, 2022		
Emission Point No. (1)	Source Name (2)	Air Contaminant Name (3)	Emission Rates		Monitoring and Testing Requirements	Recordkeeping Requirements	Reporting Requirements
			lbs/hour	TPY (4)	Special Condition/Application Information	Special Condition/Application Information	Special Condition/Application Information
HRSG1	39 MW Gas Turbine	NO <sub>x</sub>	396.9	---	3	3, 23, 29, 45	3
		CO	716.59	---			
		VOC	4.06	---			
		PM	5.29	---			
		SO <sub>2</sub>	7.3	---			
		NH <sub>3</sub>	20.48	---			

**Major NSR Summary Table**

Permit Numbers: 3452, PSDTX302M2, and PAL6					Issuance Date: August 25, 2022		
Emission Point No. (1)	Source Name (2)	Air Contaminant Name (3)	Emission Rates		Monitoring and Testing Requirements	Recordkeeping Requirements	Reporting Requirements
			lbs/hour	TPY (4)	Special Condition/Application Information	Special Condition/Application Information	Special Condition/Application Information
HRSG2	39 MW Gas Turbine	NO <sub>x</sub>	396.9	---	3	3, 23, 29, 45	3
		CO	716.59	---			
		VOC	4.06	---			
		PM	5.29	---			
		SO <sub>2</sub>	7.3	---			
		NH <sub>3</sub>	20.48	---			
HRSG3	39 MW Gas Turbine	NO <sub>x</sub>	396.9	---	3	3, 23, 29, 45	3
		CO	716.59	---			
		VOC	4.06	---			
		PM	5.29	---			
		SO <sub>2</sub>	7.3	---			
		NH <sub>3</sub>	20.48	---			
HRSG4	95.5 MW	NO <sub>x</sub>	1026	---	3	3, 23, 29, 45	3

**Major NSR Summary Table**

Permit Numbers: 3452, PSDTX302M2, and PAL6					Issuance Date: August 25, 2022		
Emission Point No. (1)	Source Name (2)	Air Contaminant Name (3)	Emission Rates		Monitoring and Testing Requirements	Recordkeeping Requirements	Reporting Requirements
			lbs/hour	TPY (4)	Special Condition/Application Information	Special Condition/Application Information	Special Condition/Application Information
	Gas Turbine	CO	1893.1	---			
		VOC	8.26	---			
		PM	8.1	---			
		SO <sub>2</sub>	11.15	---			

**Major NSR Summary Table**

Permit Numbers: 3452, PSDTX302M2, and PAL6					Issuance Date: August 25, 2022		
Emission Point No. (1)	Source Name (2)	Air Contaminant Name (3)	Emission Rates		Monitoring and Testing Requirements	Recordkeeping Requirements	Reporting Requirements
			lbs/hour	TPY (4)	Special Condition/Application Information	Special Condition/Application Information	Special Condition/Application Information
HRSG5	164 MW Gas Turbine	NO <sub>x</sub>	1080.12	---	3	3, 23, 29, 45	3
		CO	2723.51	---			
		VOC	24.61	---			
		PM	18.00	---			
		SO <sub>2</sub>	26.14	---			
		NH <sub>3</sub>	26.61	---			
		H <sub>2</sub> SO <sub>4</sub>	2.11	---			
<b>Plantwide Applicability Limits (PAL) (8, 9)</b>							
<b>NO<sub>x</sub> PAL</b>		NO <sub>x</sub>	---	2448.71	27, 28	27, 28	24
<b>VOC PAL</b>		VOC	---	435.77	27, 28	27, 28	24
<b>CO PAL</b>		CO	---	2381.15	27, 28	27, 28	24
<b>PM PAL</b>		PM	---	463.55	27, 28	27, 28	24
<b>SO<sub>2</sub> PAL</b>		SO <sub>2</sub>	---	182.79	27, 28	27, 28	24

**Major NSR Summary Table**

Permit Numbers: 3452, PSDTX302M2, and PAL6					Issuance Date: August 25, 2022		
Emission Point No. (1)	Source Name (2)	Air Contaminant Name (3)	Emission Rates		Monitoring and Testing Requirements	Recordkeeping Requirements	Reporting Requirements
			lbs/hour	TPY (4)	Special Condition/Application Information	Special Condition/Application Information	Special Condition/Application Information
H <sub>2</sub> SO <sub>4</sub> PAL		H <sub>2</sub> SO <sub>4</sub>	---	17.94	27, 28	27, 28	24

- (1) Emission point identification - either specific equipment designation or emission point number from plot plan.
- (2) Specific point source names. For fugitive sources use area name or fugitive source name.
- (3) NO<sub>x</sub> - total oxides of nitrogen  
 CO - carbon monoxide  
 VOC - volatile organic compounds as defined in Title 30 Texas Administrative Code § 101.1  
 PM - total particulate matter, suspended in the atmosphere, including PM<sub>10</sub> and PM<sub>2.5</sub>, as Represented  
 PM<sub>10</sub> - total particulate matter equal to or less than 10 microns in diameter, including PM<sub>2.5</sub>, as represented  
 PM<sub>2.5</sub> - particulate matter equal to or less than 2.5 microns in diameter  
 SO<sub>2</sub> - sulfur dioxide  
 NH<sub>3</sub> - ammonia  
 H<sub>2</sub>SO<sub>4</sub> - sulfuric acid mist
- (4) Compliance with annual emission limits (tons per year) is based on a 12-month rolling period.
- (5) Fugitive emissions are an estimate only and should not be considered as a maximum allowable emission rate.
- (6) Case 1 and Case 2, maintenance, startup, and shutdown (MSS) conditions are applicable for a maximum of twelve hours at any one time. For any occurrence of MSS conditions described in Case 1 or Case 2 lasting more than twelve hours, notification shall be made to the Houston Regional Office of the Texas Commission on Environmental Quality.
- (7) Planned maintenance, startup, and shutdown (MSS) activities described in the permit special conditions.
- (8) PAL6 application for renewal must be submitted no later than six months before August 24, 2015.
- (9) The Plant-wide Applicability Limits listed on this MAERT shall not apply upon issuance of a standalone PAL6 Permit.



## Texas Commission on Environmental Quality Air Quality Permit

*A Flexible Permit Is Hereby Issued To*  
**Exxon Mobil Corporation**  
*Authorizing the Construction and Operation of*  
**Exxon Mobil Chemical Baytown Olefins Plant**  
*Located at Baytown, Harris County, Texas*  
*Latitude 29° 45' 38" Longitude -95° 0' 38"*

Permits: 3452, PAL6, and PSDTX302M2

Revision Date: August 25, 2022

Expiration Date: August 24, 2015

  
\_\_\_\_\_  
For the Commission

- Facilities** covered by this permit shall be constructed and operated as specified in the application for the permit. All representations regarding construction plans and operation procedures contained in the permit application shall be conditions upon which the permit is issued. Variations from these representations shall be unlawful unless the permit holder first makes application to the Texas Commission on Environmental Quality (commission) Executive Director to amend this permit in that regard and such amendment is approved. It shall be unlawful for any person to vary from such representation or flexible permit provision if the change will cause a change in the method of control of emissions, the character of the emissions, will relax emission controls or will result in a significant increase in emissions, unless application is made to the executive director to amend the flexible permit in that regard and such amendment is approved by the executive director. [Title 30 Texas Administrative Code (TAC) Sections 116.715(c)(8) and 116.721 (30 TAC § 116.721)]<sup>1</sup>
- Voiding of Permit.** A permit or permit amendment is automatically void if the holder fails to begin construction within 18 months of the date of issuance, discontinues construction for more than 18 months prior to completion, or fails to complete construction within a reasonable time. Upon request, the executive director may grant an 18-month extension. Before the extension is granted the permit may be subject to revision based on best available control technology, lowest achievable emission rate, and netting or offsets as applicable. One additional extension of up to 18 months may be granted if the permit holder demonstrates that emissions from the facility will comply with all rules and regulations of the commission, the intent of the Texas Clean Air Act (TCAA), including protection of the public's health and physical property; and (b)(1) the permit holder is a party to litigation not of the permit holder's initiation regarding the issuance of the permit; or (b)(2) the permit holder has spent, or committed to spend, at least 10 percent of the estimated total cost of the project up to a maximum of \$5 million. A permit holder granted an extension under subsection (b)(1) of this section may receive one subsequent extension if the permit holder meets the conditions of subsection (b)(2) of this section. [30 TAC § 116.120]
- Construction Progress.** Start of construction, construction interruptions exceeding 45 days, and completion of construction shall be reported to the appropriate regional office of the commission not later than 15 working days after occurrence of the event. [30 TAC § 116.715(c)(2)]
- Start-up Notification.** The appropriate air program regional office shall be notified prior to the commencement of operations of the facilities authorized by the permit in such a manner that a representative of the commission may be present. The permit holder shall provide a separate notification for the commencement of operations for each unit of phased construction, which may involve a series of units commencing operations at different times. Prior to operation of the facilities authorized by the permit, the permit holder shall identify the source or sources of allowances to be utilized for compliance with Chapter 101, Subchapter H, Division 3 of this title (relating to Mass Emissions Cap and Trade Program). [30 TAC § 116.715(c)(3)]
- Sampling Requirements.** If sampling is required, the flexible permit holder shall contact the commission's Office of Compliance and Enforcement prior to sampling to obtain the proper data forms and procedures. All sampling and testing procedures must be approved by the executive director and coordinated with the regional representatives of the commission. The flexible permit holder is also responsible for providing sampling facilities and conducting the sampling operations or contracting with an independent sampling consultant. [30 TAC § 116.715(c)(4)]
- Equivalency of Methods.** The permit holder must demonstrate or otherwise justify the equivalency of emission control methods, sampling or other emission testing methods, and monitoring methods proposed as alternatives to



methods indicated in the conditions of the permit. Alternative methods shall be applied for in writing and must be reviewed and approved by the executive director prior to their use in fulfilling any requirements of the permit. [30 TAC § 116.715(c)(5)]

7. **Recordkeeping.** A copy of the flexible permit along with information and data sufficient to demonstrate continuous compliance with the emission caps and individual emission limitations contained in the flexible permit shall be maintained in a file at the plant site and made available at the request of personnel from the commission or any air pollution control program having jurisdiction. This information shall include, but is not limited to, emission cap and individual emission limitation calculations based on a 12-month rolling basis; emission cap and individual emission limitation calculations corresponding to any short term emission limitation; production records and operating hours; and additional recordkeeping requirements specified in special conditions attached to the flexible permit. Information in the file shall be retained for at least two years following the date that the information or data is obtained. For facilities that normally operate unattended, this information shall be maintained at the nearest staffed location within Texas specified by the permit holder in the permit application. [30 TAC § 116.715(c)(6)]
8. **Maximum Allowable Emission Rates**A flexible permit covers only those sources of emissions and those air contaminants listed in the table entitled “Emission Sources, Emissions Caps and Individual Emission Limitations” in the flexible permit. Each permitted facility, group of facilities or account is limited to the emission limits and other conditions specified in the table in the flexible permit. [30 TAC § 116.715(c)(7)]<sup>1</sup>
9. **Emission Cap Readjustment.** If a schedule to install additional controls is included in the flexible permit and a facility subject to such a schedule is taken out of service, the emission cap contained in the flexible permit will be readjusted for the period the unit is out of service to a level as if no schedule had been established. Unless a special condition specifies the method of readjustment of the emission cap, a permit alteration shall be obtained. [30 TAC § 116.715(c)(9)]
10. **Maintenance of Emission Control.** The permitted facilities shall not be operated unless all air pollution emission capture and abatement equipment is maintained in good working order and operating properly during normal facility operations. The flexible permit holder shall provide notification in accordance with 30 TAC §101.201, 101.211, and 101.221 of this title (relating to Emissions Event Reporting and Recordkeeping Requirements; Scheduled Maintenance, Startup, and Shutdown Reporting and Recordkeeping Requirements; and Operational Requirements). [30 TAC § 116.715(c)]
11. **Compliance with Rules.** Acceptance of a flexible permit by an applicant constitutes an acknowledgment and agreement that the flexible permit holder will comply with all rules and orders of the commission issued in conformity with the TCAA and the conditions precedent to the granting of the permit. If more than one state or federal rule or regulation or permit condition is applicable, the most stringent limit or condition shall govern and be the standard by which compliance shall be demonstrated. Acceptance includes consent to the entrance of commission employees and agents into the permitted premises at reasonable times to investigate conditions relating to the emission or concentration of air contaminants, including compliance with the flexible permit. [30 TAC § 116.715(c)(11)]
12. **This** permit may not be transferred, assigned, or conveyed by the holder except as provided by rule. [30 TAC § 116.110(e)]
13. **There** may be additional special conditions attached to a permit upon issuance or modification of the permit. Such conditions in a permit may be more restrictive than the requirements of Title 30 of the Texas Administrative Code. [30 TAC § 116.715(d)]
14. **Emissions** from this facility must not cause or contribute to “air pollution” as defined in Texas Health and Safety Code (THSC) §382.003(3) or violate THSC § 382.085. If the executive director determines that such a condition or violation occurs, the holder shall implement additional abatement measures as necessary to control or prevent the condition or violation.
15. **The** permit holder shall comply with all the requirements of this permit. Emissions that exceed the limits of this permit are not authorized and are violations of this permit.<sup>1</sup>

<sup>1</sup> Please be advised that the requirements of this provision of the general conditions may not be applicable to greenhouse gas emissions.

## Common Acronyms in Air Permits

°C = Temperature in degrees Celsius	GLC <sub>max</sub> = maximum (predicted) ground-level concentration
°F = Temperature in degrees Fahrenheit	gpm = gallon per minute
°K = Temperature in degrees Kelvin	gr/1000scf = grain per 1000 standard cubic feet
µg = microgram	gr/dscf = grain per dry standard cubic feet
µg/m <sup>3</sup> = microgram per cubic meter	H <sub>2</sub> CO = formaldehyde
acfm = actual cubic feet per minute	H <sub>2</sub> S = hydrogen sulfide
AMOC = alternate means of control	H <sub>2</sub> SO <sub>4</sub> = sulfuric acid
AOS = alternative operating scenario	HAP = hazardous air pollutant as listed in § 112(b) of the Federal Clean Air Act or Title 40 Code of Federal Regulations Part 63, Subpart C
AP-42 = Air Pollutant Emission Factors, 5th edition	HC = hydrocarbons
APD = Air Permits Division	HCl = hydrochloric acid, hydrogen chloride
API = American Petroleum Institute	Hg = mercury
APWL = air pollutant watch list	HGB = Houston/Galveston/Brazoria
BPA = Beaumont/ Port Arthur	hp = horsepower
BACT = best available control technology	hr = hour
BAE = baseline actual emissions	IFR = internal floating roof tank
bbl = barrel	in H <sub>2</sub> O = inches of water
bbl/day = barrel per day	in Hg = inches of mercury
bhp = brake horsepower	IR = infrared
BMP = best management practices	ISC3 = Industrial Source Complex, a dispersion model
Btu = British thermal unit	ISCST3 = Industrial Source Complex Short-Term, a dispersion model
Btu/scf = British thermal unit per standard cubic foot or feet	K = Kelvin; extension of the degree Celsius scaled-down to absolute zero
CAA = Clean Air Act	LACT = lease automatic custody transfer
CAM = compliance-assurance monitoring	LAER = lowest achievable emission rate
CEMS = continuous emissions monitoring systems	lb = pound
cfm = cubic feet (per) minute	hp = horsepower
CFR = Code of Federal Regulations	hr = hour lb/day = pound per day
CN = customer ID number	lb/hr = pound per hour
CNG = compressed natural gas	lb/MMBtu = pound per million British thermal units
CO = carbon monoxide	LDAR = Leak Detection and Repair (Requirements)
COMS = continuous opacity monitoring system	LNG = liquefied natural gas
CPMS = continuous parametric monitoring system	LPG = liquefied petroleum gas
DFW = Dallas/ Fort Worth (Metroplex)	LT/D = long ton per day
DE = destruction efficiency	m = meter
DRE = destruction and removal efficiency	m <sup>3</sup> = cubic meter
dscf = dry standard cubic foot or feet	m/sec = meters per second
dscfm = dry standard cubic foot or feet per minute	MACT = maximum achievable control technology
ED = (TCEQ) Executive Director	MAERT = Maximum Allowable Emission Rate Table
EF = emissions factor	MERA = Modeling and Effects Review Applicability
EFR = external floating roof tank	mg = milligram
EGU = electric generating unit	mg/g = milligram per gram
EI = Emissions Inventory	mL = milliliter
ELP = El Paso	MMBtu = million British thermal units
EPA = (United States) Environmental Protection Agency	MMBtu/hr = million British thermal units per hour
EPN = emission point number	MSDS = material safety data sheet
ESL = effects screening level	MSS = maintenance, startup, and shutdown
ESP = electrostatic precipitator	MW = megawatt
FCAA = Federal Clean Air Act	NAAQS = National Ambient Air Quality Standards
FCCU = fluid catalytic cracking unit	NESHAP = National Emission Standards for Hazardous Air Pollutants
FID = flame ionization detector	NGL = natural gas liquids
FIN = facility identification number	NNSR = nonattainment new source review
ft = foot or feet	NO <sub>x</sub> = total oxides of nitrogen
ft/sec = foot or feet per second	
g = gram	
gal/wk = gallon per week	
gal/yr = gallon per year	
GLC = ground level concentration	

NSPS = New Source Performance Standards  
PAL = plant-wide applicability limit  
PBR = Permit(s) by Rule  
PCP = pollution control project  
PEMS = predictive emission monitoring system  
PID = photo ionization detector  
PM = periodic monitoring  
PM = total particulate matter, suspended in the atmosphere, including PM<sub>10</sub> and PM<sub>2.5</sub>, as represented  
PM<sub>2.5</sub> = particulate matter equal to or less than 2.5 microns in diameter  
PM<sub>10</sub> = total particulate matter equal to or less than 10 microns in diameter, including PM<sub>2.5</sub>, as represented  
POC = products of combustion  
ppb = parts per billion  
ppm = parts per million  
ppmv = parts per million (by) volume  
psia = pounds (per) square inch, absolute  
psig = pounds (per) square inch, gage  
PTE = potential to emit  
RA = relative accuracy  
RATA = relative accuracy test audit  
RM = reference method  
RVP = Reid vapor pressure  
scf = standard cubic foot or feet  
scfm = standard cubic foot or feet (per) minute  
SCR = selective catalytic reduction  
SIL = significant impact levels  
SNCR = selective non-catalytic reduction  
SO<sub>2</sub> = sulfur dioxide  
SOCMI = synthetic organic chemical manufacturing industry  
SRU = sulfur recovery unit  
TAC = Texas Administrative Code  
TCAA = Texas Clean Air Act  
TCEQ = Texas Commission on Environmental Quality  
TD = Toxicology Division  
TLV = threshold limit value  
TMDL = total maximum daily load  
tpd = tons per day  
tpy = tons per year  
TVP = true vapor pressure  
VOC = volatile organic compounds as defined in Title 30 Texas Administrative Code § 101.1  
VRU = vapor recovery unit or system

## Special Conditions

Flexible Permit Numbers 3452, PSDTX302M2, and PAL6

### Emission Standards

1. This permit authorizes emissions only from those points listed in the attached table entitled "Emission Points, Emissions Caps, and Individual Emission Limitations," and the facilities covered by this permit are authorized to emit subject to the emission rate limits on that table and other operating conditions specified in this permit.

This permit also authorizes the emissions from the planned maintenance, startup, and shutdown (planned MSS) activities as represented in the permit amendment application dated January 5, 2008, from those points listed in the attached table entitled "Emission Sources - Maximum Allowable Emission Rates", and the facilities covered by this permit are authorized to emit subject to the emission rate limits on the maximum allowable emission rates table (MAERT) and other requirements specified in Special Condition Nos. 29 through 46.

2. Visible emissions resulting from the decoking of the cracking furnaces shall not exceed opacity of 10 percent averaged over a six-minute period, as determined by a trained observer.

Emissions from the cogeneration trains shall not exceed 5 percent opacity as determined by the U.S. Environmental Protection (EPA) Reference Method 9.

### Federal Applicability

3. These facilities shall comply with all applicable requirements of the EPA regulations in Title 40 Code of Federal Regulations (40 CFR) Part 60, Subparts A, D, Db, GG, K, Kb, VV, NNN, RRR, and YYY on Standards of Performance for New Stationary Sources promulgated for Fossil-Fuel Steam Generating Units, for Industrial Steam Generating Units, for Stationary Gas Turbines and Duct Burners, for Storage Vessels for Petroleum Liquids, for Volatile Organic Liquid Storage Vessels, for Equipment Leaks of Volatile Organic Compounds (VOC) in the Synthetic Organic Chemicals Manufacturing Industry (SOCMI), for VOC Emissions from SOCMI Distillation Operations, for VOC Emissions from SOCMI Reactor Processes, and for control of VOC from SOCMI Wastewater.
4. These facilities shall comply with all applicable requirements of the EPA regulations in 40 CFR Part 63, Subparts A, F, G, H, UU, WW, XX, and YY on National Emission Standards for Hazardous Air Pollutants (NESHAPS) promulgated for the SOCMI, for Process Vents, Storage Vessels, Transfer Operations, and Wastewater, for Equipment Leaks, for Heat Exchange Systems and Waste Operations, for Generic Maximum Achievable Control Technology, for Equipment Leaks, and for Storage Vessels (Tanks). **(11/19)**
5. These facilities shall comply with all applicable requirements of the EPA regulations on NESHAPS promulgated for Equipment Leaks of Benzene, for Equipment Leaks, and for Benzene Waste Operations in 40 CFR Part 61, Subparts A, J, V, and FF.
6. This permit establishes PALs for VOC, carbon monoxide (CO), nitrogen oxide (NO<sub>x</sub>), sulfur dioxide (SO<sub>2</sub>), sulfuric acid (H<sub>2</sub>SO<sub>4</sub>), and particulate matter (PM). The PALs are effective for ten years after this permit is issued. Physical changes and changes in method of operation at this site are exempt from federal New Source Review (NSR) for VOC, CO, NO<sub>x</sub>, SO<sub>2</sub>, H<sub>2</sub>SO<sub>4</sub>, and PM as long as site emissions do not exceed the PAL caps.

The permit holder shall submit a permit alteration, unless an amendment application has been made for state authorization, prior to operating any new facilities at the site that emit VOC, CO, NO<sub>x</sub>, SO<sub>2</sub>, H<sub>2</sub>SO<sub>4</sub>, or PM. The application will serve to identify the best available control technology controls as well as monitoring and recordkeeping requirements for the new facilities to be covered by the PAL. State authorization for all new facilities must be obtained prior to start of construction. Piping and piping components (valves, flanges, and pumps) are authorized by this permit to the extent that the component count and associated emissions do not exceed that identified in the flexible/PAL permit application.

Any project that requires that the PAL caps be increased will be subject to the appropriate federal NSR requirements. **(08/05)**

This condition shall not apply as specified in Special Condition No. 80. **(08/22)**

**Operational Limitations**

- 7. A. Non-fugitive emissions from relief valves, safety valves, or rupture discs of gases containing VOC at a concentration of greater than 1 percent are not authorized by this permit unless authorized on the MAERT. Any releases directly to atmosphere from relief valves, safety valves, or rupture discs of containing VOC at a concentration greater than 1 weight percent are not consistent with good practice for minimizing emissions with the exception of those emission point numbers (EPNs) listed below:

Safety relief valves that may lift in case of fire:

crude isoprene storage drum	UTK-201A
crude isoprene storage drum	UTK-201B
raffinate storage tank	UTK-202
slop oil tank	XZTK-01
slop oil tank	XZTK-02
sludge tank	XZTK-03
IGF tank	XZTK-04
hot ends tank farm	ZLTK-02A
butadiene sphere	ZTK-01A
butadiene sphere	ZTK-01B
butadiene sphere	ZTK-01C
butylene sphere	ZTK-03
C4 slop sphere	ZTK-04

The Oil Water Separator has a safety relief valve, EPN XZL-06, that may lift as a result of pump failure. The Butane Surge Drum, EPN ZD-32, has a secondary relief valve (primary venting is to a flare header). The Vent Gas System, EPN XSP-072, has a secondary relief valve (primary venting is to a furnace firebox).

- B. This permit authorizes emissions from the primary and secondary base plant Flares, EPN FLARE1 and FLARE2, for the following maintenance, start-up, and shutdown activities:

- (1) vinyl acetylene compressor discharge
    - (2) equipment clearing
    - (3) venting of non-condensable gases
    - (4) refinery gas recovery cold box wash
    - (5) hydrogen hot strip of steam cracked naphtha catalyst bed
    - (6) pipeline clearing
  - C. This permit authorizes emissions from the expansion Flare, EPN FLAREX, for the following maintenance, start-up, and shutdown activities:
    - (1) equipment clearing
    - (2) venting of non-condensable gases
    - (3) pulldown of recycle ethane vaporizer
    - (4) pressure swing adsorber maintenance
    - (5) regeneration of acetylene converter
  - D. These emissions are subject to the maximum allowable emission rates indicated on the MAERT. **(08/05)**
8. Fuel fired in the furnaces, turbines, duct burners and boilers is limited to pipeline-quality, sweet natural gas; refinery fuel gas; Syngas plant purge gas; plant tail gas; or any combination of these gases. **(07/14)**

Boilers A, B, C, and D shall not be fired with liquid fuel.

Test method ASTM D6667-21 may be used in lieu of ASTM D6667-01 required by 40 CFR 60 Subpart GG, specifically §60.335(b)(10)(ii), to determine the sulfur content of the fuel combusted in the turbine/steam generators represented by EPNs HRSG1, HRSG2, HRSG3, and HRSG4 pursuant to an Alternative Method of Compliance (AMOC) No. 202 under 40 CFR 60 Subpart GG that was reviewed and approved by TCEQ APD on May 31, 2022. **(08/22)**

### Flare Conditions

9. Each flare shall be designed and operated in accordance with 40 CFR § 60.18 including specifications of minimum heating value of the waste gas, maximum tip velocity, and pilot flame monitoring. An infrared monitor is considered equivalent to a thermocouple for flame monitoring purposes.
10. The Secondary Flare, FLARE2, may be used as the primary flare during maintenance of the Primary Flare, FLARE1, or may be used in conjunction with or in lieu of the primary flare in normal service.
11. The following requirements apply to the operation of the primary flare (or to the secondary flare when it is operated in place of the primary flare):
  - A. The permittee shall measure rates of waste gas flow to the flares downstream of the flare knockout drum. The gas flow rate shall be accurately measured and accounted for so that a daily and a monthly total flow rate can be determined.

- B. The permittee shall obtain and analyze a sample of flare waste gas downstream of the flare knockout drum when the flare is in service. Samples must be taken and analyzed for at least 95 percent of the operating days. Samples may be grab samples. Each sample shall be analyzed by the extended gas chromatograph method to provide a complete composition of all hydrocarbons and other compounds (including carbon dioxide (CO<sub>2</sub>), CO, hydrogen, and nitrogen) contained in the gas streams at more than 1.0 percent by weight. Individual C4s and heavier hydrocarbons contained at less than 1.0 percent by weight may be grouped in this analysis.
- C. The permittee shall calculate the monthly average VOC emissions for each month not later than the 30th day following the month for which the average is being calculated. The permittee shall apply the Texas Commission on Environmental Quality (TCEQ) flare emission factors when calculating flare air contaminant emission rates. Records of VOC emissions (pounds per month) for each month and on a rolling 12-month average shall be maintained at the plant site and cover at least the trailing two-year period. They shall be immediately available upon request to TCEQ personnel or any local air pollution control program having jurisdiction. **(08/05)**

### **Leak Detection and Repair Program**

#### **12. Piping, Valves, Connectors, Pumps, and Compressors in VOC Service - 28VHP (11/19)**

The following requirements apply to piping, valves, connectors, pumps, and compressors containing or in contact with fluids that could reasonably be expected to contain greater than or equal to 10 weight percent volatile organic compounds (VOC) at any time, except as may be provided for in the special conditions of this permit.

- A. The requirements of paragraphs F and G shall not apply (1) where the VOC has an aggregate partial pressure or vapor pressure of less than 0.044 pound per square inch, absolute (psia) at 68°F or (2) to piping and valves two inches nominal size and smaller or (3) operating pressure is at least 5 kilopascals (0.725 pound per square inch) below ambient pressure. Equipment excluded from this condition shall be identified in a list or by one of the methods described below to be made available upon request.

The exempted components may be identified by one or more of the following methods:

- piping and instrumentation diagram (PID);
  - a written or electronic database or electronic file;
  - color coding;
  - a form of weatherproof identification; or
  - designation of exempted process unit boundaries.
- B. Construction of new and reworked piping, valves, pump systems, and compressor systems shall conform to applicable American National Standards Institute (ASNI), American Petroleum Institute (API), American Society of Mechanical Engineers (ASME), or equivalent codes.
- C. New and reworked underground process pipelines shall contain no buried valves such that fugitive emission monitoring is rendered impractical. New and reworked buried connectors shall be welded.
- D. To the extent that good engineering practice will permit, new and reworked valves and piping connections shall be so located to be reasonably accessible for leak-checking during plant operation. Difficult-to-monitor and unsafe-to-monitor valves, as defined by

Title 30 Texas Administrative Code Chapter 115 (30 TAC Chapter 115), shall be identified in a list to be made readily available upon request. The difficult-to-monitor and unsafe-to-monitor valves may be identified by one or more of the methods described in Paragraph A above. If an unsafe to monitor component is not considered safe to monitor within a calendar year, then it shall be monitored as soon as possible during safe to monitor times. A difficult to monitor component for which quarterly monitoring is specified may instead be monitored annually.

- E. New and reworked piping connections shall be welded or flanged. Screwed connections are permissible only on piping smaller than two-inch diameter. Gas or hydraulic testing of the new and reworked piping connections at no less than operating pressure shall be performed prior to returning the components to service or they shall be monitored for leaks using an approved gas analyzer within 15 days of the components being returned to service. Adjustments shall be made as necessary to obtain leak-free performance.

Connectors shall be inspected by visual, audible, and/or olfactory means at least weekly by operating personnel walk through.

Each open-ended valve or line shall be equipped with an appropriately sized cap, blind flange, plug, or a second valve to seal the line. Except during sampling, both valves shall be closed. If the isolation of equipment for hot work or the removal of a component for repair or replacement results in an open-ended line or valve, it is exempt from the requirement to install a cap, blind flange, plug, or second valve for 72 hours. If the repair or replacement is not completed within 72 hours, the permit holder must complete either of the following actions within that time period;

- (1) a cap, blind flange, plug, or second valve must be installed on the line or valve;  
or
- (2) the open-ended valve or line shall be monitored once for leaks above background for a plant or unit turnaround lasting up to 45 days with an approved gas analyzer and the results recorded. For all other situations, the open-ended valve or line shall be monitored once within the 72-hour period following the creation of the open-ended line and monthly thereafter with an approved gas analyzer and the results recorded. For turnarounds and all other situations, leaks are indicated by readings of 500 ppmv and must be repaired within 24 hours or a cap, blind flange, plug, or second valve must be installed on the line or valve.

- F. Accessible valves shall be monitored by leak checking for fugitive emissions at least quarterly using an approved gas analyzer. Sealless/leakless valves (including, but not limited to, welded bonnet bellows and diaphragm valves) and relief valves equipped with a rupture disc upstream or venting to a control device are not required to be monitored. For valves equipped with rupture discs that are not monitored quarterly with an approved gas analyzer, a pressure-sensing device shall be installed between the relief valve and rupture disc to monitor disc integrity. A check of the reading of the pressure-sensing device to verify disc integrity shall be performed at least quarterly and recorded in the unit log or equivalent. Pressure-sensing devices that are continuously monitored with alarms are exempt from recordkeeping requirements specified in this paragraph. All leaking discs shall be replaced at the earliest opportunity but no later than the next scheduled process shutdown.

The gas analyzer shall conform to requirements listed in Method 21 of 40 CFR part 60, appendix A. The gas analyzer shall be calibrated with methane. In addition, the response factor of the instrument for a specific VOC of interest shall be determined and meet the requirements of Section 8 of Method 21. If a mixture of VOCs is being monitored, the response factor shall be calculated for the average composition of the process fluid. A calculated average is not required when all of the compounds in the



mixture have a response factor less than 10 using methane. If a response factor less than 10 cannot be achieved using methane, then the instrument may be calibrated with one of the VOC to be measured or any other VOC so long as the instrument has a response factor of less than 10 for each of the VOC to be measured.

Replaced components shall be re-monitored within 15 days of being placed back into VOC service.

- G. Except as may be provided for in the special conditions of this permit, all pump and compressor seals shall be monitored with an approved gas analyzer at least quarterly or be equipped with a shaft sealing system that prevents or detects emissions of VOC from the seal. Seal systems designed and operated to prevent emissions or seals equipped with automatic seal failure detection and alarm system need not be monitored. These seal systems may include (but are not limited to) dual pump seals with barrier fluid at higher pressure than process pressure, seals degassing to vent control systems kept in good working order, or seals equipped with an automatic seal failure detection and alarm system. Submerged pumps or sealless pumps (including, but not limited to, diaphragm, canned, or magnetic-driven pumps) may be used to satisfy the requirements of this condition and need not be monitored.
- H. Damaged or leaking valves or connectors found to be emitting VOC in excess of 500 parts per million by volume (ppmv) or found by visual inspection to be leaking (e.g., dripping process fluids) shall be tagged and replaced or repaired. Damaged or leaking pump and compressor seals found to be emitting VOC in excess of 2,000 ppmv or found by visual inspection to be leaking (e.g., dripping process fluids) shall be tagged and replaced or repaired. A first attempt to repair the leak must be made within 5 days and a record of the attempt shall be maintained.
- I. Every reasonable effort shall be made to repair a leaking component, as specified in this paragraph, within 15 days after the leak is found. If the repair of a component would require a unit shutdown that would create more emissions than the repair would eliminate, the repair may be delayed until the next scheduled shutdown. All leaking components which cannot be repaired until a scheduled shutdown shall be identified for such repair by tagging within 15 days of the detection of the leak. A listing of all components that qualify for delay of repair shall be maintained on a delay of repair list. The cumulative daily emissions from all components on the delay of repair list shall be estimated by multiplying by 24 the mass emission rate for each component calculated in accordance with the instructions in 30 TAC 115.782 (c)(1)(B)(i)(II). The calculations of the cumulative daily emissions from all components on the delay of repair list shall be updated within ten days of when the latest leaking component is added to the delay of repair list. When the cumulative daily emission rate of all components on the delay of repair list times the number of days until the next scheduled unit shutdown is equal to or exceeds the total emissions from a unit shut down as calculated in accordance with 30 TAC 115.782 (c)(1)(B)(i)(I) or 500 pounds, whichever is greater, the TCEQ Regional Manager and any local programs shall be notified and the TCEQ Executive Director may require early unit shut down or other appropriate action based on the number and severity of tagged leaks awaiting shutdown. This notification shall be made within 15 days of making this determination.
- J. Records of repairs shall include date of repairs, repair results, justification for delay of repairs, and corrective actions taken for all components. Records of instrument monitoring shall indicate dates and times, test methods, and instrument readings. The instrument monitoring record shall include the time that monitoring took place for no less than 95% of the instrument readings recorded. Records of physical inspections shall be noted in the operator's log or equivalent.

- K. Alternative monitoring frequency schedules of 30 TAC §§ 115.352 through 115.359 or National Emission Standards for Organic Hazardous Air Pollutants, 40 CFR Part 63, Subpart H, may be used in lieu of Items G through H of this condition.
  - L. Compliance with the requirements of this condition does not assure compliance with requirements of 30 TAC Chapter 115, an applicable New Source Performance Standard (NSPS), or an applicable National Emission Standard for Hazardous Air Pollutants (NESHAPS) and does not constitute approval of alternative standards for these regulations.
13. Alternative requirements for the equipment specified in Special Condition No. 12 **(11/19)**:
- A. In addition to the methods identified in Special Condition No. 12.A, exempted components may be identified by process flow diagrams that exhibit sufficient detail to identify major pieces of equipment, including major process flows to, from, and within a process unit. Major equipment includes, but is not limited to, columns, reactors, pumps, compressors, drums, tanks, and exchangers.
  - B. In lieu of the requirements specified in Special Condition No. 12.E, new and reworked piping connections may be monitored for leaks using an approved gas analyzer within 30 days of the components being returned to service.
  - C. As an alternative to comparing the daily emission rate of the components on the delay of repair (DOR) list to the total emissions from a unit shutdown per the requirements of Special Condition No. 12, Subparagraph I, the cumulative hourly emission rate of all components on the DOR list may be compared to ten percent of the short term fugitive emissions permit representation in order to determine if the TCEQ Regional Director and any local program are to be notified. In addition, the hourly emission rates of each specific compound on the DOR list must be less than ten percent of the speciated hourly fugitive emission rate of the same compound.
  - D. Open-ended valves or lines in an emergency shutdown system that are designed to open automatically in the event of a process upset are exempt from the requirements in Paragraphs E (1) and E(2) of Special Condition No. 12.
- 14.
- A. Flange Monitoring - In addition to the sensory-based program for flange monitoring specified in Special Condition No. 12E above, the permittee shall monitor flanges by leak-checking for fugitive emissions at least quarterly using an approved gas analyzer with a directed maintenance program. Special Condition No. 12H also applies to flange monitoring.
  - B. Pump and Compressor Seal Monitoring - Instead of the leak definition of 2,000 ppmv specified for instrument monitoring of pump and compressor seals in Special Condition No. 12H above, the permittee shall use a leak definition of 500 ppmv for pump and compressor seal instrument monitoring. **(03/98)**
  - C. For operating areas having components in ammonia (NH<sub>3</sub>) service, audio, olfactory, and visual checks for NH<sub>3</sub> shall be made once per shift within the operating area. No later than one hour following detection of a leak, plant personnel shall take the following actions: **(06/03)**
    - (1) Locate and isolate the leak.
    - (2) Commence repair or replacement of the leaking component as appropriate.
    - (3) Use a leak collection/containment system to control the leak until repair or replacement can be made.

### Cooling Tower Monitoring

15. The VOC associated with cooling tower water shall be monitored at least monthly with an approved air stripping system, or equivalent for the purpose of detecting leaks of VOC into the cooling water. When leaks are detected, the appropriate equipment shall be maintained so as to minimize fugitive VOC emissions from the cooling tower. Faulty equipment shall be repaired at the earliest opportunity, but no later than the next scheduled shutdown of the process unit in which the leak occurs. The results of the monitoring and maintenance efforts shall be recorded, and such records shall be maintained at the plant site and cover at least the two-year trailing period. The records shall be made available upon request to TCEQ personnel or any local air pollution control program having jurisdiction. The "Headspace GC Determination of VOC in Water" method detailed in a letter provided by ExxonMobil on May 15, 1996 and approved by TCEQ in a letter dated September 12, 1996, is considered an equivalent method. **(08/05)**
16. For purposes of demonstrating compliance with the particulate matter PAL, the cooling towers (EPNs BOPCT and BOPXCT) shall be operated and monitored in accordance with the following: **(06/14)**
  - A. Cooling towers shall be monitored for particulate emissions using one of the following methods:
    - (1) Cooling water shall be sampled at least once per day for total dissolved solids (TDS); or
    - (2) TDS sampling may be reduced to weekly if conductivity is monitored daily and TDS is calculated using a ratio of TDS-to-conductivity (in ppmw per  $\mu\text{mho/cm}$ ). The ratio of TDS-to-conductivity shall be determined by concurrently monitoring TDS and conductivity on a weekly basis. The permit holder may use the average of two consecutive TDS-to-conductivity ratios to calculate daily TDS; or
    - (3) TDS sampling may be reduced to quarterly if conductivity is monitored daily and TDS is calculated using a correlation factor established for each cooling tower. The correlation factor shall be the average of nine consecutive weekly TDS-to-conductivity ratios determined using (2) above provided the highest ratio is not more than 10% larger than the smallest ratio.

The permit holder shall validate the TDS-to-conductivity correlation factor once each calendar quarter. If the ratio of concurrently sampled TDS and conductivity is more than 10% higher or lower than the established factor, the permit holder shall increase TDS sampling to weekly until a new correlation factor can be established.
  - B. Cooling water sampling shall be representative of the cooling tower feed water and shall be conducted using approved methods.
    - (1) The analysis method for TDS shall be EPA Method 160.1, ASTM D5907, and SM 2540 C [SM - 19th edition of Standard Methods for Examination of Water]. Water samples should be capped upon collection, and transferred to a laboratory area for analysis. Annual average emission rates of PM shall be calculated using the measured TDS and the ratio or correlation of TDS to conductivity measurements, the design drift rate, provided the design drift rate does not exceed 0.01%, and either the average actual cooling water circulation rate or the design maximum circulation rate. **(05/18)**
    - (2) The analysis method for conductivity shall be either ASTM D1125 (field or routine laboratory testing, or continuous monitor), or the Standard Methods for the Examination of Water and Wastewater (SM) 2510, or TCEQ approved

equivalent. The analysis may be conducted at the sample site or with a calibrated process conductivity meter. If a conductivity meter is used, it shall be calibrated at least annually. Documentation of the method and any associated calibration records shall be maintained for a period of five years. **(05/21)**

- (3) Alternate sampling and analysis methods may be used to comply with B (1) and B (2) with written approval from the TCEQ Regional Director.
  - (4) Records of all instrument calibrations and test results and process measurements used for the emission calculations shall be retained.
- C. Emission rates of PM shall be calculated using the measured TDS and the ratio or correlation of TDS to conductivity measurements, the design drift rate, provided the design drift rate does not exceed 0.01%, and either the average actual cooling water circulation rate or the design maximum circulation rate may be used for all calculations. Emission records shall be updated monthly and maintained for a period of five years. **(05/18)**
- D. This condition shall not apply as specified in Special Condition No. 80. **(08/22)**

### Storage of VOC and NH<sub>3</sub>

17. A. The control requirements specified in paragraphs B through E of this condition shall not apply (1) where the VOC has an aggregate partial pressure of less than 0.5 psia at the maximum expected operating temperature or (2) to storage tanks smaller than 25,000 gallons.
- B. An internal floating deck or "roof" or equivalent control shall be installed in all tanks. The floating roof shall be equipped with one of the following closure devices between the wall of the storage vessel and the edge of the internal floating roof: (1) a liquid mounted seal, (2) two continuous seals mounted one above the other, or (3) a mechanical shoe seal. Installation of equivalent control requires prior review and approval by the TCEQ Executive Director.
- C. An open-top tank containing a floating roof (external floating roof tank) which uses double seal or secondary seal technology shall be an approved control alternative to an internal floating roof tank provided the primary seal consists of either a mechanical shoe seal or a liquid-mounted seal, and the secondary seal is rim-mounted. A weathershield is not approvable as a secondary seal unless specifically reviewed and determined to be vapor-tight.
- D. For any tank equipped with a floating roof, the holder of this permit shall follow 40 CFR § 60.113b, Testing and Procedures, to verify seal integrity. Additionally, the permit holder shall follow 40 CFR § 60.115b, Reporting and Recordkeeping Requirements, to provide records of the dates the seals were inspected, seal integrity, and corrective actions taken.
- E. The floating roof design shall incorporate sufficient flotation to conform to the requirements of API Code 650, or an equivalent degree of flotation, except that an internal floating cover need not be designed to meet rainfall support requirements and the materials of construction may be steel or other materials.
- F. Uninsulated tank exterior surfaces exposed to the sun shall be white or aluminum.
- G. For purposes of assuring compliance with VOC emission limitations, the holder of this permit shall maintain a monthly emissions record which describes calculated emissions of VOC from all storage tanks. The record shall include tank identification number, control method used, tank or vessel capacity in gallons, name of the material stored or loaded, VOC molecular weight, VOC monthly average temperature in degrees

Fahrenheit, VOC vapor pressure at the monthly average material temperature in psia, and VOC throughput for the previous month and year-to-date. Records of VOC monthly average temperature are not required to be kept for unheated tanks which receive liquids that are at or below ambient temperatures. These records shall be maintained at the plant site for at least two years and be made available to representatives of the TCEQ upon request.

- H. Emissions for tanks shall be calculated using: (a) AP-42 A Compilation of Air Pollution Emission Factors and (b) TCEQ guidance documents. **(02/02)**
- I. The service of NH<sub>3</sub> storage tanks represented in this permit is limited to the storage of aqueous NH<sub>3</sub> only. **(06/03)**

### Continuous Demonstration of Compliance

- 18. The holder of this permit shall install, calibrate, and maintain a continuous emissions monitoring system (CEMS) to measure and record the in-stack concentration of NO<sub>x</sub>, from the main stack of each Cracking Furnace (AF-01, BF-01, CF-01, DF-01, EF-01, FF-01, GF-01, HF-01, IF-01, JF-01, OF-01, QF-01, XAF-01, XBF-01, XCF-01, XDF-01, XEF-01, XFF-01, XGF-01, and XHF-01) and NO<sub>x</sub>, CO, and oxygen (O<sub>2</sub>) or CO<sub>2</sub> at the exhaust stacks of the three GE-6 gas turbines, the Siemens turbine, and the GE 7 turbine. The NO<sub>x</sub> and CO concentrations for the turbines shall be corrected for 15 percent excess O<sub>2</sub> and used as part of the overall compliance determination with the MAERT Caps. **(11/19)**

- A. Each CEMS shall meet the design and performance specifications, conduct the field tests, and meet the installation requirements and the data analysis and reporting requirements specified in the applicable Performance Specification Nos. 1 through 6, 40 CFR Part 60, Appendix B. If there are no applicable performance specifications in 40 CFR Part 60, Appendix B, contact the TCEQ Office of Air, Air Permits Division for requirements to be met.
- B. Each system shall be zeroed and spanned daily and corrective action taken when the 24 hour span drift exceeds two times the amounts specified in 40 CFR Part 60, Appendix B, or as specified by the TCEQ if not specified in Appendix B. Each gaseous monitor shall be quality-assured at least quarterly using cylinder gas audits (CGA). The CGA method to be used is contained in 40 CFR Part 60, Appendix F, Procedure 1, ' 5.1.2. An equivalent method approved by the EPA and the TCEQ may be used. Zero and span is not required on weekends and plant holidays if instrument technicians are not normally scheduled on those days, unless the monitor is required by a subpart of NSPS or NESHAPS, in which case zero and span shall be done daily without exception.

Each monitor shall be quality-assured at least quarterly in accordance with 40 CFR Part 60, Appendix F, Procedure 1, § 5.1.2 with the following exception: a relative accuracy test audit (RATA) is not required once every four quarters (i.e., four successive quarterly CGA may be conducted) unless the CEMS is subject to the requirements of 40 CFR Part 60 (NSPS). For non-NSPS sources, an equivalent method approved by the TCEQ may be used.

All CGA exceedances of ±15 percent accuracy or 5 ppm, whichever is greater and any unscheduled CEMS downtime shall be reported to the appropriate TCEQ Regional Director as per requirements in 30TAC§117.345, and necessary corrective action shall be taken. Supplemental stack concentration measurements may be required at the discretion of the appropriate TCEQ Regional Director. Unscheduled CEMS downtime is any CEMS downtime not required for daily zero and span checks, quarterly CGAs, and annual relative accuracy test audits (RATA). Supplemental stack concentration

measurements may be required at the discretion of the TCEQ Regional Director or the EPA.

- C. The monitoring data shall be reduced to hourly average concentrations at least once everyday, using a minimum of four equally-spaced data points from each one-hour period. Two valid data points shall be generated during the hourly period in which zero and span is performed.
- Flow rates used to convert ppmv(d) to mass emission rates in pounds per hour and lb/MMBTU may be obtained from calculations based on the firing rate of each furnace, the stack temperature of each furnace, and the percent O<sub>2</sub> in the exhaust stack of each furnace.
- D. All hourly average and daily average monitoring data and quality-assurance data shall be maintained by the permittee for a period of at least two years and shall be made available upon request to representatives of the TCEQ. The data from the CEMS may, at the discretion of the TCEQ, be used to determine compliance with the conditions of this permit.
- E. For NSPS sources subject to Appendix F, the appropriate TCEQ Regional Office shall be notified at least 21 days prior to any required RATA in order to provide them the opportunity to observe the testing. **(06/03)**
- F. If applicable, the CEMS at the exhaust stacks of the three GE-6 gas turbines, the Siemens turbine, and the GE-7 turbine may be required to meet the design and performance specifications, conduct the field tests, and meet the installation requirements and data analysis and reporting requirements specified in the applicable performances specifications in 40 CFR Part 75, Appendix A. Title 40 CFR Part 75 is deemed an acceptable alternative to the performance specifications and quality-assurance requirements of 40 CFR Part 60.
- G. The CEMS shall demonstrate 90 percent monitor data availability on a monthly basis. The percent monitor data availability shall be calculated as the total unit operating hours for which quality-assured data was recorded divided by the total unit operating hours. **(08/05)**
- H. For XHF-01, quality-assured (or valid) data must be generated when the facilities are operating except during the performance of a daily zero and span check. Loss of valid data due to periods of monitor break down, out-of-control operation (producing inaccurate data), repair, maintenance, or calibration may be exempted provided it does not exceed 5 percent of the time (in minutes) that the facilities are operated over the previous rolling 12-month period. The measurements missed shall be estimated using engineering judgment and the methods used recorded. Options to increase system reliability to an acceptable value, including a redundant CEMS, may be required by the TCEQ Regional Manager. **(11/19)**
19. In lieu of installation and operation of a CEMS to measure and record the in-stack concentration of NO<sub>x</sub>, from the main stacks of the Cracking Furnaces (AF-01, BF-01, CF 01, DF-01, EF-01, FF-01, GF-01, HF-01, IF-01, JF-01, OF-01, QF-01, XAF-01, XBF 01, XCF-01, XDF-01, XEF-01, XFF-01, XGF-01, and XHF-01.) as provided in Special Condition No. 18 above, the permittee may use predictive emission monitoring system (PEMS) for demonstrating continuous compliance if it can be demonstrated to have the same or better accuracy, precision, reliability, accessibility, and timeliness as that provided by a hardware CEMS. **(11/19)**

A generic PEMS, developed for a similarly designed cracking furnace, maybe installed at the time of commencement of operation of a furnace and used, instead of a CEMS or permanent PEMS, to predict and record the in-stack concentration or mass rate of NO<sub>x</sub> for a period of time not to

exceed six months. The PEMS may be retrained using data collected during the initial demonstration of compliance and subsequently collected test data.

All permanent PEMS must be approved by the Executive Director of the TCEQ. The permittee must petition the TCEQ Executive Director for approval to use permanent PEMS. The petition must include results of tests conducted to demonstrate equivalent accuracy and precision of PEMS to that of a hardware CEMS.

- A. If a PEMS is used to demonstrate continuous compliance, the holder of this permit shall install, calibrate, maintain, and operate flow meters to monitor and record flows of fuels being fired in the furnace(s). All other parameters necessary for PEMS operation within the acceptable performance requirements must also be monitored and recorded. In addition:
- (1) The PEMS must be based on measured parameters including (but not limited to) fuel flow, steam injection rate or pressure, and excess combustion air quantity.
  - (2) The PEMS output as lbs of NO<sub>x</sub>, per hour will be averaged for each calendar hour of operation. Pounds of NO<sub>x</sub>, per MMBTU fired will be averaged for each operating day. These results shall be recorded. For purposes of this condition, operation is defined as those periods when hydrocarbons are being fed to the furnace for purposes of manufacturing olefins.
  - (3) The PEMS shall meet the requirements specified in 30 TAC ' 117.213(c), as applicable to the monitoring of NO<sub>x</sub>, emissions. For the purposes of compliance with the requirements for quarterly RATA specified in ' 117.213(c)(3)(B)(I) and for the purposes of this permit only, if operating time during a calendar quarter is less than 60 days, the owner or operator may delay the RATA until the next calendar quarter; however, the RATA must be performed within 90 facility (furnace) operating days after the previous RATA was completed. A quarterly RATA may be omitted if the facility is inoperative for 90 or more successive days.
  - (4) The PEMS downtime summaries shall be submitted to the appropriate TCEQ Regional Director once each calendar quarter. If no downtime periods occur, this shall be so stated in the quarterly summary. Necessary corrective action shall be taken for each PEMS downtime occurrence.
  - (5) Within 60 days after the PEMS is developed and installed on any furnace, a RATA shall be performed. Results of testing shall be submitted to the appropriate TCEQ Regional Office within 60 days after completion of the RATA. A results summary of all criteria testing performed pursuant to 30 TAC ' 117.213(c) shall be submitted within 60 days after completion of such tests.
  - (6) Following the three successive RATA referenced in paragraph (3) above, a RATA must be performed every six months pursuant to 40 CFR Part 60, Appendix B, Performance Specification 2, Subsection 4.3 (pertaining to NO<sub>x</sub>). The RATA may be performed every 12 months if the relative accuracy in lb/MMBTU during the previous audit for the NO<sub>x</sub> monitor is less than or equal to 7.5 percent. Any RATA exceeding 20 percent or statistical test exceeding the applicable standard shall be reported to the appropriate TCEQ Regional Director. A single RATA may be performed when any required quarterly and semi-annual or annual RATA occur concurrently.
- B. All monitoring data and all quality-assurance data shall be maintained at the plant site for a period of at least two years and shall be made available upon request to representatives of the TCEQ. The data from the CEMS or PEMS may, at the discretion of the TCEQ, be used to determine compliance with the conditions of this permit.

- C. For NSPS sources subject to Appendix F, or for the demonstration of PEMS performance, the appropriate TCEQ Regional Office shall be notified at least 30 days prior to each RATA in order to provide them the opportunity to observe the testing.
  - D. The holder of this permit shall perform automatic sensor validation at least daily on any PEMS installed under the authority of this permit. The permittee shall develop and implement plans that will ensure proper functioning of the monitoring systems, ensure proper accuracy and calibration of all operational parameters that affect emissions and serve as input to the PEMS, and ensure continuous operation within the certified operating range.
  - E. A PEMS is required to provide valid emission predictions at least 95 percent of the time that the furnace being monitored is operated. **(08/05)**
20. The NH<sub>3</sub> concentration in the GE-7 turbine exhaust stack and Cracking Furnace (EPN XHF01-ST) shall be tested or calculated according to one of the methods listed below and shall be tested or calculated according to frequency listed below. Testing for NH<sub>3</sub> slip is only required on days when the selective catalytic reduction (SCR) unit is in operation. **(11/19)**
- A. The holder of this permit may install, calibrate, maintain, and operate a CEMS to measure and record the concentrations of NH<sub>3</sub>. The NH<sub>3</sub> concentrations shall be corrected to 15 percent excess O<sub>2</sub> and used to determine compliance with the NH<sub>3</sub> emission caps outlined in the MAERT.
  - B. As an approved alternative, the NH<sub>3</sub> slip may be measured using a sorbent or stain tube device specific for NH<sub>3</sub> measurement in the 5 to 10 parts per million (ppm) range. The frequency of sorbent or stain tube testing shall be daily for the first 60 days of operation, after which the frequency may be reduced to weekly testing if operating procedures have been developed to prevent excess amounts of NH<sub>3</sub> from being introduced in the SCR unit and when operation of the SCR unit has been proven successful with regard to controlling NH<sub>3</sub> slip. Daily sorbent or stain tube testing shall resume when the catalyst is within 30 days of its useful life expectancy. These results shall be recorded and used to determine compliance with the NH<sub>3</sub> caps in the MAERT.
  - C. As an approved alternative to sorbent or stain tube testing or an NH<sub>3</sub> CEMS, the permit holder may install and operate a second NO<sub>x</sub> CEMS probe located between the firebox and the SCR, upstream of the stack NO<sub>x</sub> CEMS, which may be used in association with the SCR efficiency and NH<sub>3</sub> injection rate to estimate NH<sub>3</sub> slip. This condition shall not be construed to set a minimum NO<sub>x</sub> reduction efficiency on the SCR unit. These results shall be recorded and used to determine compliance with the NH<sub>3</sub> caps in the MAERT.
  - D. If the sorbent or stain tube testing indicates an NH<sub>3</sub> slip concentration which exceeds 5 ppm at any time, the permit holder shall begin NH<sub>3</sub> testing by either the Phenol Nitroprusside Method, the Indophenol Method, or the EPA Conditional Test Method (CTM) 27 on a quarterly basis, in addition to the weekly sorbent or stain tube testing. The quarterly testing shall continue until such time as the SCR unit catalyst is replaced; or if the quarterly testing indicates NH<sub>3</sub> slip is 4 ppm or less, the Phenol Nitroprusside/Indophenol/CTM 27 tests may be suspended until sorbent or stain tube testing again indicate 5 ppm NH<sub>3</sub> slip or greater. These results shall be recorded and used to determine compliance with the NH<sub>3</sub> caps in the MAERT.
  - E. As an approved alternative to sorbent or stain tube testing, NH<sub>3</sub> CEMS, or a second NO<sub>x</sub> CEMS, the permit holder may install and operate a dual stream system of NO<sub>x</sub> CEMS at the exit of the SCR. One of the exhaust streams would be routed, in an unconverted state, to one NO<sub>x</sub> CEMS and the other exhaust stream would be routed through a NH<sub>3</sub> converter to convert NH<sub>3</sub> to NO<sub>x</sub> and then to a second NO<sub>x</sub> CEMS. The NH<sub>3</sub> slip concentration shall be calculated from the delta between the two NO<sub>x</sub> CEMS readings



(converted and unconverted). These results shall be recorded and used to determine compliance with the NH<sub>3</sub> caps in the MAERT.

- F. The monitoring data for EPN XHF01-ST shall be reduced to 24-hour average concentrations at least once every day, using a minimum of four equally-spaced data points from each one-hour period. The individual average concentrations shall be reduced to units of pounds per million BTU at least once every week as follows:
- (1) The measured 24-hour average concentration from the CEMS shall be multiplied by the fuel gas heat rate into the furnace to determine the hourly emission rate. The holder of this permit shall install, calibrate, maintain, and operate flow meters to monitor and record flows of fuels being fired in the furnace. **(11/19)**
- G. Any other method used for measuring NH<sub>3</sub> slip shall require prior approval from the TCEQ Regional Office.

21. Emission Standards for Cracking Furnace (EPN XHF01-ST) **(11/19)**

- A. Emissions of NO<sub>x</sub>, CO, SO<sub>2</sub>, NH<sub>3</sub>, PM, PM<sub>10</sub>, and PM<sub>2.5</sub> from the cracking furnace shall not exceed the following values:

- (1) Short-term average limits:

Pollutant	Emission Limit	Averaging Period
NO <sub>x</sub>	0.015 lb/MMBtu, HHV	24-hour rolling average
CO	50 ppmvd at 3%O <sub>2</sub>	24-hour rolling average
SO <sub>2</sub>	10 grains sulfur per 100 dscf fuel	1-hour block
NH <sub>3</sub>	10 ppmvd at 3%O <sub>2</sub>	24-hour rolling average
PM/PM <sub>10</sub> /PM <sub>2.5</sub>	0.0075 lb/MMBtu, HHV	1-hour block

Note: HHV (High Heating Value)

- (2) Annual average limits:

Pollutant	Emission Limit	Averaging Period
NO <sub>x</sub>	0.01 lb/MMBtu, HHV	Rolling 12-month
CO	50 ppmvd at 3%O <sub>2</sub>	Rolling 12-month
SO <sub>2</sub>	10 grains sulfur per 100 dscf fuel	Rolling 12-month
NH <sub>3</sub>	10 ppmvd 3% O <sub>2</sub>	Rolling 12-month
PM/PM <sub>10</sub> /PM <sub>2.5</sub>	0.0011 lb/MMBtu, HHV	Rolling 12-month

Note: HHV (High Heating Value)

22. The emission limits that are identified in Special Condition 21 do not apply during the following planned MSS activities for Cracking Furnace (EPN XHF01-ST) **(11/19)**:

- A. Hot Steam Standby Mode, defined as the period when the furnace is firing at 50% or less of the maximum allowable firing rate and no hydrocarbon feed is being charged to the furnace.
- B. Decoking Mode, defined as the period starts when air is introduced to the furnace for the purpose of decoking and ends when air is removed from the furnace.
- (1) During periods of decoking, NO<sub>x</sub> emissions from the cracking furnace shall not exceed the following value:

Pollutant	Emission Limit	Averaging Period
NO <sub>x</sub>	0.066 lb/MMBtu, HHV	1-hour block

Note: HHV (High Heating Value)

- C. Start-up Mode, defined as the period beginning when fuel is introduced to the furnace and ending when the SCR catalyst bed reaches its stable operating temperature. A planned startup for each furnace is limited to 24 hours at 25% or less of the maximum allowable firing rate, except during startups requiring refractory dry out which is limited to 72 hours at 25% or less of the maximum allowable firing rate.
- D. Shutdown Mode, defined as the period beginning when the SCR catalyst bed first drops below its stable operating temperature and ending when the fuel is removed from the furnace.
- E. Feed in Mode, defined as the period beginning when hydrocarbon feed is introduced to the furnace and ending when the furnace reaches 70% of the maximum allowable firing rate.
- F. Feed out Mode, defined as the period beginning when a furnace drops below 70% of the maximum allowable firing rate and ending when hydrocarbon feed is isolated from the furnace.

### Recordkeeping

- 23. Records of the following information shall be maintained by the holder of this permit on a two-year rolling retention basis and shall be made available on request to representatives of the TCEQ, EPA, or any local air pollution control program having jurisdiction:
  - A. Records of any maintenance that may affect emissions performed upon the turbines or duct burners covered by this permit.
  - B. Hourly records of start-up and shutdown events associated with the HRSGs necessary to demonstrate compliance with the MAERT for these events.
  - C. Records of NH<sub>3</sub> emissions sampling and calculations pursuant to Special Condition No. 20. **(07/11)**
- 24. The holder of this permit shall report to the appropriate TCEQ Regional Office and TCEQ Executive Director on a semiannual basis, all periods of excess emissions via the 30 TAC §116 PAL semiannual report and CEMS downtimes by cause via the 30 TAC §117.345 semiannual report. Excess emissions are defined as emission in excess of MAERT CAP values.

The PAL semiannual report pursuant to 30 TAC 116 listed in this condition shall not apply as specified in Special Condition No. 80. **(08/22)**
- 25. Equipment excluded from the requirements of Special Condition No. 12A shall be identified by one of the following methods:
  - A. A plant site plan;
  - B. Color coding;
  - C. A written or electronic database;
  - D. Designation of process unit boundaries;
  - E. Some form of weatherproof identification; or
  - F. Process flow diagrams that exhibit sufficient detail to identify major pieces of equipment, including major process flows to, from, and within a process unit. Major equipment

includes, but is not limited to, columns, reactors, pumps, compressors, drums, tanks, and exchangers.

### Furnace Retrofits

26. Upon commencement of operation of Furnace XGF-01 (Phase H operation), retrofit of furnaces included in the flexible permit emission caps is authorized. These include: **(06/02)**

EPN CAF01-ST	Furnace AF-01
EPN CCF01-ST	Furnace CF-01
EPN CDF01-ST	Furnace DF-01
EPN CEF01-ST	Furnace EF-01
EPN CFF01-ST	Furnace FF-01
EPN CGF01-ST	Furnace GF-01
EPN CHF01-ST	Furnace HF-01
EPN CIF01-ST	Furnace IF-01
EPN CJF01-ST	Furnace JF-01
EPN COF01-ST	Furnace OF-01
EPN CQF01-ST	Furnace QF-01

### Emission Cap Compliance

27. The determination of emissions to demonstrate compliance with the emission caps shall be determined as follows:
- A. Fugitives - monthly emissions are to be estimated from annual calculations based on actual fugitive monitoring data.
  - B. Tanks - emissions are calculated monthly as specified in Special Condition No. 17.
  - C. Flares - emissions are determined as specified in Special Condition No. 11 along with the emission factors and destruction efficiencies used in the flexible permit application.
  - D. Cooling Towers - calculations based on recirculation rates and monthly monitoring data as required by Special Condition No. 15.
  - E. Combustion Sources - emissions for all combustion sources will be determined using CEMS data.
  - F. Engines - calculations will be based on engine run-time meters and emission factors used in the permit application.
  - G. Maintenance, startup, and shutdown (MSS) using engineering calculations appropriate for the specific start-up, shutdown, and maintenance activity listed in the MAERT, any occurrence described in MSS Case 1 or Case 2 lasting more than twelve hours will require notification to the Houston Regional Office of the TCEQ.
  - H. Vents and other operations equipment - emissions from vents and other facilities in operation shall be equal to the emission cap contribution for the vent or facility unless operating rates/emissions exceed those represented in the flexible permit application. In that case, emissions shall be estimated using the same methods used in the permit application.

The emissions shall be determined each month and the rolling 12-month emission total determined to demonstrate compliance with each emission cap. Calendar years may be used for VOC through the end of 2008. **(08/05)**

#### **Plantwide Applicability Limit (PAL)**

28. The compliance demonstration for the PAL limits established for the facility and documented in the MAERT for Permit No. 3452 shall be based on the following: **(06/14)**
- A. Emissions determinations as described in Special Condition No. 27.
  - B. Cooling Towers - calculations based on monitoring as required by Special Condition No. 16.
  - C. This condition shall not apply as specified in Special Condition No. 80. **(08/22)**

#### **Planned Maintenance, Start-Up and Shutdown Activities**

29. Attachment A identifies inherently low emitting planned MSS activities that may be performed at the Baytown Olefins Plant. Emissions from activities identified in Attachment A shall be considered to be equal to the potential to emit represented in the permit application. The estimated emissions from the activities listed in Attachment A must be revalidated annually. This revalidation shall consist of the estimated emissions for each type of activity and the basis for that emission estimate. **(03/11)**

Routine maintenance activities, as identified in Attachment B may be tracked through the work orders or equivalent. Emissions from activities identified in Attachment B shall be calculated using the number of work orders or equivalent that month and the emissions associated with that activity identified in the permit application.

Unless otherwise prescribed in this permit the performance of each planned MSS activity not identified in Attachments A or B and the emissions associated with it shall be recorded and include at least the following information:

- A. the physical location at which emissions from the planned MSS activity occurred, including the emission point number and common name for the point at which the emissions were released into the atmosphere;
- B. the type of planned MSS activity and the reason for the planned MSS activity;
- C. the common name and the facility identification number, if applicable, of the facilities at which the planned MSS activity and emissions occurred;
- D. the start date and time of the planned MSS activity and its duration;
- E. the estimated quantity of each air contaminant, or mixture of air contaminants, emitted with the data and methods used to determine it. The emissions shall be estimated using the methods identified in the permit application, consistent with good engineering practice.

Emissions from all completed planned MSS activities shall be summed for each calendar month, and the rolling 12-month emissions shall be updated by the end of the next calendar month.

30. This permit authorizes emissions from the following temporary facilities used to support planned MSS activities at permanent site facilities: frac tanks, containers, vacuum trucks, facilities used

for painting or abrasive blasting, portable control devices identified in Special Condition No. 39, ancillary equipment such as fugitives, consumables and controlled recovery systems. Emissions from temporary facilities are authorized provided the temporary facility (a) does not remain on the plant site in the same service for more than 12 consecutive months, (b) is used solely to support planned MSS activities at the permanent site facilities, and (c) does not operate as a replacement for an existing authorized facility. This permit also authorizes emissions for the planned MSS activities summarized in Attachment C, "Planned MSS Activity Summary". **(03/11)**

31. Process equipment and facilities, with the exception of those identified in Special Condition Nos. 33, 34, and 36, and Attachment A shall be depressurized, emptied, degassed, and placed in service in accordance with the following requirements. **(03/11)**
- A. Process equipment that contains liquid material with a VOC partial pressure greater than or equal to 0.044 psia at 68°F shall be depressurized to a control device or a controlled recovery system prior to venting to atmosphere, degassing, or draining liquid.
  - B. If mixed phase materials must be removed from process equipment, the cleared material shall be routed to a knockout drum or equivalent to allow for managed initial phase separation. If the VOC partial pressure is greater than 0.044 psia at 68°F, any vents in the system shall be routed to a control device or a controlled recovery system. Control shall remain in place until degassing has been completed or the system is no longer vented to atmosphere.
  - C. All liquids from process equipment or storage vessels shall be removed to the maximum extent practical prior to opening equipment to commence degassing and/or maintenance. Liquids with a VOC partial pressure greater than or equal to 0.044 psia at 68°F shall be drained into a closed vessel unless prevented by the physical configuration of the equipment. If it is necessary to drain liquid into an open pan or sump, the liquid shall be covered or transferred to a covered vessel within one hour of being drained. After draining is complete, empty open pans may remain in use for housekeeping reasons to collect incidental drips.
  - D. If the VOC partial pressure is greater than or equal to 0.044 psia at 68°F, facilities (excluding those in commercial natural gas service) shall be degassed using good engineering practice to ensure air contaminants are removed from the system through the control device or controlled recovery system to the extent allowed by process equipment or storage vessel design. The facilities to be degassed shall not be vented directly to atmosphere, except as necessary to establish isolation of the work area or to monitor VOC concentration following controlled depressurization. The venting shall be minimized to the maximum extent practicable and actions taken recorded. The control device or recovery system utilized shall be recorded with the estimated emissions from controlled and uncontrolled degassing calculated using the methods that were used to determine allowable emissions for the permit application.
    - (1) For MSS activities identified in Attachment B, the following option may be used in lieu of (2) below. The facilities being prepared for maintenance shall not be vented directly to atmosphere, until the VOC concentration has been verified to be less than 10,000 ppmv or 10 percent of the lower explosive limit (LEL), or equivalent, per the site safety procedures.
    - (2) The locations and/or identifiers where the purge gas or steam enters the process equipment or storage vessel and the exit points for the exhaust gases shall be recorded. If the process equipment is purged with a gas, two system volumes of purge gas must have passed through the control device or controlled recovery system before the vent stream may be sampled to verify acceptable VOC concentration prior to uncontrolled venting. The VOC sampling and analysis

shall be performed using an instrument meeting the requirements of Special Condition No. 32. The sampling point shall be upstream of the inlet to the control device or controlled recovery system. The sample ports and the collection system must be designed and operated such that there is no air leakage into the sample probe or the collection system downstream of the process equipment or vessel being purged. The facilities shall be degassed to a control device or controlled recovery system until the VOC concentration is less than 10,000 ppmv or 10 percent of the lower explosive limit (LEL).

- E. Gases and vapors (including vapors from residual liquids) with VOC partial pressure greater than 0.044 psia at 68°F may be vented directly to atmosphere if all the following criteria are met:
- (1) It is not technically practicable to depressurize or degas, as applicable, into the process.
  - (2) There is not an available connection to a plant control system (flare).
  - (3) There is no more than 50 pounds of air contaminant to be vented to atmosphere during shutdown or startup, as applicable.

All instances of venting directly to atmosphere per Special Condition No. 31E, except when identified for an activity on Attachment A, must be documented when occurring as part of any MSS activity. The emissions associated with venting without control must be included in the work order or equivalent for those planned MSS activities identified in Attachment B.

32. Air contaminant concentration shall be measured using an instrument/detector meeting one set of requirements specified below. **(03/11)**

- A. VOC concentration shall be measured using an instrument meeting all the requirements specified in EPA Method 21 (40 CFR 60, Appendix A) with the following exceptions:
- (1) The instrument shall be calibrated within 24 hours of use with a calibration gas such that the response factor of the VOC (or mixture of VOCs) to be monitored shall be less than 2.0. The calibration gas and the gas to be measured, and its approximate response factor shall be recorded.
  - (2) Sampling shall be performed as directed by this permit in lieu of section 8.3 of Method 21. During sampling, data recording shall not begin until after two times the instrument response time. The date and time shall be recorded, and VOC concentration shall be monitored for at least 5 minutes, and the highest stable measured VOC concentration shall be recorded. The highest measured VOC concentration shall not exceed the specified VOC concentration limit prior to uncontrolled venting.
- B. Colorimetric gas detector tubes may be used to determine air contaminant concentrations if they are used in accordance with the following requirements.
- (1) The air contaminant concentration measured is less than 80 percent of the range of the tube. If the maximum range of the tube is greater than the release concentration defined in (3), the concentration measured is at least 20 percent of the maximum range of the tube.
  - (2) The tube is used in accordance with the manufacturer's guidelines.
  - (3) At least 2 samples taken at least 5 minutes apart must satisfy the following prior to uncontrolled venting:  
measured contaminant concentration (ppmv) < release concentration.

Where the release concentration is:

$(10,000) \times (\text{mole fraction of the total air contaminants present that can be detected by the tube})$ .

The mole fraction may be estimated based on process knowledge. The release concentration and basis for its determination shall be recorded.

Records shall be maintained of the tube type, range, measured concentrations, and time the samples were taken.

- C. Lower explosive limit (LEL) shall be measured with a lower explosive limit detector, with the following requirements.
- (1) The detector shall be calibrated monthly with a certified pentane gas standard at 25% of the lower explosive limit (LEL) for pentane. Records of the calibration date and time and the calibration result (pass/fail) shall be maintained.
  - (2) A daily functionality test shall be performed on each detector using the same certified gas standard used for calibration. The LEL detector shall read no lower than 90% of the calibration gas certified value. Records of the functionality test date and time and the test result (pass/fail) shall be maintained.
  - (3) A certified methane gas standard equivalent to 25% of the LEL for pentane may be used for calibration and functionality tests provided that the LEL response is within 95% of that for pentane.
33. This permit authorizes emissions from storage tanks with an internal floating roof during planned floating roof landings. Tank roofs may only be landed for changes of tank service or tank inspection/maintenance as identified in the permit application, except when the VOC vapors below the floating roof are routed to a control device or a controlled recovery system from the time the floating roof is landed until the floating roof is within 10% by volume of being refloated. This exception will not apply to tank convenience landings and such landings are not represented in the permit application. Emissions from change of service tank landings shall not exceed 10 tons of VOC in any rolling 12 month period. Tank roof landings include all operations when the tank floating roof is on its supporting legs. These emissions are subject to the maximum allowable emission rates indicated on the MAERT. The following requirements apply to tank roof landings. **(03/11)**
- A. The tank liquid level shall be continuously lowered after the tank floating roof initially lands on its supporting legs until the tank has been drained to the maximum extent practicable without entering the tank. Liquid level may be maintained steady for a period of up to two hours if necessary to allow for valve lineups and pump changes necessary to drain the tank. This requirement does not apply where the vapor under a floating roof is routed to control or a controlled recovery system during this process.
  - B. If the VOC partial pressure of the liquid previously stored in the tank is greater than 0.044 psia at 68°F, tank refilling or degassing of the vapor space under the landed floating roof must begin within 24 hours after the tank has been drained unless the vapor under the floating roof is routed to control or a controlled recovery system during this period. Floating roof tanks with liquid capacities less than 100,000 gallons may be degassed without control if the VOC partial pressure of the standing liquid in the tank has been reduced to less than 0.02 psia prior to ventilating the tank. Controlled degassing of the vapor space under landed roofs shall be completed as follows:
    - (1) Any gas or vapor removed from the vapor space under the floating roof must be routed to a control device or a controlled recovery system and controlled degassing must be maintained until the VOC concentration before the inlet to the

control device or controlled recovery system is less than 10,000 ppmv or 10 percent of the LEL. The locations and identifiers of vents other than permanent roof fittings and seals, control device or controlled recovery system, and controlled exhaust stream shall be recorded. There shall be no other gas/vapor flow out of the vapor space under the floating roof when degassing to the control device or controlled recovery system.

- (2) The vapor space under the floating roof shall be vented using good engineering practice to ensure VOC vapors are flushed out of the tank through the control device or controlled recovery system to the extent allowed by the storage tank design.
  - (3) A volume of purge gas equivalent to twice the volume of the vapor space under the floating roof shall be passed through the control device or into a controlled recovery system, before the vent stream may be sampled to verify acceptable VOC concentration. The measurement of purge gas volume shall not include any make-up air introduced into the control device or recovery system. The VOC sampling and analysis shall be performed as specified in Special Condition 32.
  - (4) The sampling point shall be upstream of the inlet to the control device or controlled recovery system. The sample ports and the collection system must be designed and operated such that there is no air leakage into the sample probe or the collection system downstream of the process equipment or vessel being purged.
  - (5) Degassing must be performed every 24 hours unless there is no standing liquid in the tank or the VOC partial pressure of the remaining liquid in the tank is less than 0.15 psia.
- C. The tank shall not be opened except as necessary to set up for degassing and cleaning, or ventilated without control, until either there is no standing VOC liquid in the tank or the liquid in the tank has a VOC partial pressure less than 0.02 psia. These criteria may be demonstrated in any one of the following ways.
- (1) Low VOC partial pressure liquid that is soluble with the liquid previously stored may be added to the tank to lower the VOC partial pressure of the liquid mixture remaining in the tank to less than 0.02 psia. This liquid shall be added during tank degassing if practicable. The estimated volume of liquid remaining in the drained tank and the volume and type of liquid added shall be recorded. The liquid VOC partial pressure may be estimated based on this information and engineering calculations.
  - (2) If water is added or sprayed into the tank to remove standing VOC, one of the following must be demonstrated:
    - (a) Take a representative sample of the liquid remaining in the tank and verify no visible sheen using the static sheen test from 40 CFR 435 Subpart A Appendix 1.
    - (b) Take a representative sample of the liquid remaining in the tank and verify hexane soluble VOC concentration is less than 1000 ppmw using EPA method 1664 (may also use 8260B or 5030 with 8015 from SW-846).
    - (c) Stop ventilation and close the tank for at least 24 hours. When the tank manway is opened after this period, verify VOC concentration is less than 1000 ppmv through the procedure in Special Condition 32.
  - (3) No standing liquid verified through visual inspection.



Records shall be maintained to document the method used to release the tank under Special Condition 33.C.

- D. Following a planned MSS-related floating roof landing, tanks shall be refilled in accordance with the following requirements (33.D.(1) to (3) below), unless the vapor space below the floating roof is routed to a control device or a controlled recovery system when the tank is refilled until the floating roof is within 10% by volume of being refloated. The control device or controlled recovery system used and the method and locations used to connect the control device or controlled recovery system shall be recorded. All vents from the tank being refilled shall exit through the control device.
- (1) The tank shall be refilled as rapidly as practicable until the floating roof is off its legs.
  - (2) Only one tank with a landed floating roof can be filled at any time at a rate not to exceed 5,000 bbl/hr.
  - (3) The re-fill rate for Tank ZTK05 with a "landed" roof will not exceed 880 bbl/hr
- E. The occurrence of each floating roof landing shall be recorded, and emissions calculated per Special Condition 29. These records shall include at least the following information:
- (1) the identification of the tank and emission point number, and any control devices or recovery systems used to reduce emissions;
  - (2) the reason for the tank roof landing;
  - (3) for the purpose of estimating emissions, the date, time, and other information specified for each of the following events:
    - (a) the floating roof was initially landed,
    - (b) all liquid was pumped from the tank to the extent practical,
    - (c) start and completion of controlled degassing, and total volumetric flow,
    - (d) all standing liquid was removed from the tank or any transfers of low VOC partial pressure liquid to or from the tank including volumes and vapor pressures to reduce tank liquid VOC partial pressure to <0.02 psia,
    - (e) if there is liquid in the tank, VOC partial pressure of liquid, start and completion of uncontrolled degassing, and total volumetric flow,
    - (f) refilling commenced, liquid filling the tank, and the volume necessary to float the roof; and
    - (g) tank roof off supporting legs, floating on liquid;
  - (4) the estimated quantity of each air contaminant, or mixture of air contaminants, emitted between events c and g with the data and methods used to determine it. The emissions associated with floating roof landing activities shall be calculated using the methods described in Section 7.1.3.2 of AP 42 "Compilation of Air Pollution Emission Factors, Chapter 7 - Storage of Organic Liquids" dated November 2006 and the permit application.
34. Fixed roof storage tanks shall not be ventilated without control, until either all standing liquid has been removed from the tank or the liquid in the tank has a VOC partial pressure less than 0.02 psia. This shall be verified and documented through one of the criteria identified in Special Condition 33.C. Fixed roof tanks manways may be opened without emission controls when there is standing liquid with a VOC partial pressure greater than 0.02 psia vapor as necessary to set up for degassing and cleaning. One manway may be opened to allow access to the tank to remove or de-volatilize the remaining liquid. The emission control system shall meet the requirements of

Special Condition 33.B.(1) through 33.B.(4) and records maintained per Special Condition 33.E.(3)c. through 33.E.(3)e., and 33.E.(4). Low vapor pressure liquid may be added to and removed from the tank as necessary to lower the vapor pressure of the liquid mixture remaining in the tank to less than 0.02 psia. **(03/11)**

35. The following requirements apply to vacuum and air mover truck operations to support planned MSS at this site: **(03/11)**
- A. Vacuum pumps and blowers shall not be operated on trucks containing or while collecting liquids with a VOC partial pressure greater than or equal to 0.044 psia at 68°F unless the vacuum/blower exhaust is routed to a control device or a controlled recovery system.
  - B. The fill line intake shall be equipped with a “duckbill” or equivalent attachment if the hose end cannot be submerged in the liquid being collected.
  - C. A daily record containing the information identified below is required for each vacuum truck in operation at the site each day.
    - (1) Prior to initial use, identify any liquid in the truck. Record the liquid level and document that the VOC partial pressure is less than 0.044 psia at 68°F if the vacuum/blower exhaust is not routed to a control device or a controlled recovery system. After each liquid collection, identify the liquid collected and document that the VOC partial pressure is less than 0.044 psia at 68°F if the vacuum exhaust is not routed to a control device or a controlled recovery system.
    - (2) For each liquid collection made with the vacuum operating, record the duration of any periods when air may have been entrained with the liquid collected. The reason for operating in this manner and whether a “duckbill” or equivalent was used shall be recorded. Short, incidental periods, such as those necessary to walk from the truck to the fill line intake, do not need to be documented.
    - (3) If the vacuum/blower exhaust is controlled with a control device other than an engine or oxidizer, VOC exhaust concentration upon commencing each collection, at the end of each collection, and at least every hour during each collection, measured using an instrument meeting the requirements of Special Condition 32.
    - (4) The volume in the vacuum truck at the end of the day, or the volume unloaded, as applicable.
  - D. The permit holder shall determine the vacuum truck emissions each month using the daily vacuum truck records and the calculation methods utilized in the permit application. If records of the volume of liquid collected for each pick-up are not maintained, the emissions shall be determined using the physical properties of the liquid collected with the greatest potential emissions. Rolling 12-month vacuum truck emissions shall also be determined on a monthly basis.
  - E. If the VOC partial pressure of all the liquids collected into the truck is less than 0.10 psia, this shall be recorded when the truck is unloaded or leaves the plant site and the emissions may be estimated as the maximum potential to emit for a truck in that service as documented in the permit application. The recordkeeping requirements in Special Condition 35.A through 35.D do not apply.
36. The following requirements apply to frac tanks, temporary tanks, and vessels used in support of MSS activities.
- A. The exterior surfaces of these tanks/vessels that are exposed to the sun shall be white or aluminum effective May 1, 2013, except for labels, logos, etc. not to exceed 15% of the

- exterior surface area. This requirement does not apply to tanks/vessels that only vent to atmosphere when being filled.
- B. These tanks/vessels must be covered and equipped with fill pipes that discharge within 6 inches of the tank/vessel bottom.
  - C. These requirements do not apply to vessels storing less than 100 gallons of liquid that are closed such that the vessel does not vent to atmosphere.
  - D. The permit holder shall maintain an emissions record which includes calculated emissions of VOC from all frac tanks during the previous calendar month and the past consecutive 12-month period. The record shall include tank identification number, dates put into and removed from service, control method used, tank capacity and volume of liquid stored in gallons, name of the material stored, VOC molecular weight, and VOC partial pressure at the estimated monthly average material temperature in psia. Filling emissions for tanks shall be calculated using the TCEQ publication titled "Technical Guidance Package for Chemical Sources - Loading Operations" and standing emissions determined using: the TCEQ publication titled "Technical Guidance Package for Chemical Sources - Storage Tanks."
  - E. If the tank/vessel is used to store liquid with VOC partial pressure less than 0.044 psia at 68°F, records may be limited to the days the tank is in service and the liquid stored. Emissions may be estimated based upon the potential to emit as identified in the permit application.
37. MSS activities represented in the permit application may be authorized under permit by rule only if the procedures, emission controls, monitoring, and recordkeeping are the same as those required by this permit. **(03/11)**
38. All permanent facilities must comply with all operating requirements, limits, and representations in the permits identified in Attachment D during planned startup and shutdown unless alternate requirements and limits are identified in this permit or approved by TCEQ. Alternate requirements for emissions from routine emission points are identified below. **(03/11)**
- A. Combustion units, except as provided in Special condition 38.B below, with the exception of flares, at this site are exempt from NO<sub>x</sub> and CO operating requirements identified in special conditions in this NSR permit during planned startup and shutdown if the following criteria are satisfied.
    - (1) The maximum allowable emission rates in the permit authorizing the facility are not exceeded.
    - (2) The startup period does not exceed 8 hours in duration and the firing rate does not exceed 75 percent of the design firing rate. The time it takes to complete the shutdown does not exceed 4 hours.
    - (3) Control devices are started and operating properly when venting a waste gas stream.
  - B. The limits identified below apply to the operations of the specified facilities during startup and shutdown.
    - (1) During periods of startup, shutdown, and maintenance on the steam generator/gas turbines for trains 1, 2, 3, 4 and 5, the following conditions apply:
      - (a) emissions shall not exceed those listed in the MSS limits in the MAERT (Case 1 Duct Burners Unfired and Case 2 Duct Burners Fired), see foot note (6) in the MAERT;

- (b) CO emissions are not required to comply with 30 TAC 117.310(c)(1)(A), 400 ppmv at 3% O<sub>2</sub> on a rolling 24-hour average basis. A CO continuous emission monitor meeting the requirements of Special Condition 18 will be used to demonstrate compliance with the MAERT. During any 24-hour period in which equipment authorized by this permit and subject to 30 TAC 117.310(c) is operating in startup, shutdown or maintenance (MSS) mode, lasting a maximum of 12 hours, the maximum CO emissions will be limited to 500 parts per million by volume (ppmv) @ 15 % O<sub>2</sub>, based on a 24-hour rolling average, instead of the 400 ppmv limitation found in 30 TAC 117.310(c), except as provided in 30 TAC 117.325. For any 24-hour period in which no MSS operations are occurring, the emission limits of 30 TAC 117.310 shall apply.
  - (c) NH<sub>3</sub> emissions must comply with MAERT limit, but are not required to comply with 30 TAC 117.310(c)(2)(B), 10 ppmv at 15% O<sub>2</sub> on a rolling 24-hour average basis during MSS activities. Ammonia emissions are limited to 15 ppmv at 15% O<sub>2</sub>, based on a 24-hour rolling average, lasting a maximum of 12 hours, instead of the 10 ppmv limitation found in 30 TAC 117.310(c)(2) during MSS operations, except as provide in 117.325. For any 24-hour period in which no MSS operations are occurring, the emission limits of 30 TAC § 117.300 shall apply.
- (2) During periods of startup and shutdown of the combustion units (excluding the steam generator/gas turbines for trains 1, 2, 3, 4, and 5), the CO emissions must comply with MAERT limit, but are not required to comply with 30 TAC 117.310(c)(1)(A), 400 ppmv at 3% O<sub>2</sub> on a rolling 24-hour average basis during MSS activities. A CO continuous emission monitor meeting the requirements of Special Condition 18 will be used to demonstrate compliance with the MAERT. Activities include refractory curing which has a duration of up to 72 hours and may utilize temporary vents.
- C. A record shall be maintained indicating that the start and end times each of the activities identified in 38.A. and 38.B. above occur and that the requirements for each have been satisfied.
39. Control devices required by this permit for emissions from planned MSS activities are limited to those types identified in this condition. Control devices shall be operated with no visible emissions except periods not to exceed a total of five minutes during any two consecutive hours. Each device used must meet all the requirements identified for that type of control device. **(03/11)**

Controlled recovery systems identified in this permit shall be directed to an operating olefin process or to a collection system that is vented through a control device meeting the requirements of this permit condition.

A. Carbon Adsorption System (CAS).

- (1) The CAS shall consist of 2 carbon canisters in series with adequate carbon supply for the emission control operation.
- (2) The CAS shall be sampled downstream on the first can and the concentration recorded at least once every hour of CAS run time to determine breakthrough of the VOC. The sampling frequency may be extended using either of the following methods:
  - (a) It may be extended to up to 30 percent of the minimum potential saturation time for a new can of carbon. The permit holder shall maintain

records including the calculations performed to determine the minimum saturation time.

- (b) The permit holder may elect to extend the carbon sampling frequency to longer periods based on previous experience with carbon control of a MSS waste gas stream. The past experience must be with the same VOC, type of facility, and MSS activity. The basis for the sampling frequency shall be recorded. If the VOC concentration on the initial sample downstream of the first carbon canister following a new polishing canister being put in place is greater than 100 ppmv above background, it shall be assumed that breakthrough occurred while that canister functioned as the final polishing canister.
- (3) The method of VOC sampling and analysis shall be by detector meeting the requirements of Special Condition 32.
- (4) Breakthrough is defined as the highest measured VOC concentration at or exceeding 100 ppmv above background. When the condition of breakthrough of VOC from the initial saturation canister occurs, the waste gas flow shall be switched to the second canister and a fresh canister shall be placed as the new final polishing canister within four hours.
- (5) Records of CAS monitoring shall include the following:
  - (a) Sample time and date.
  - (b) Monitoring results (ppmv).
  - (c) Canister replacement log.
- (6) Single canister systems are allowed if the time the carbon canister is in service is limited to no more than 30% of the minimum potential saturation time. The permit holder shall maintain records for these systems, including the calculations performed to determine the saturation time. The time limit on carbon canister service shall be recorded and the expiration date attached to the carbon can.
- (7) Liquid scrubbers may be used upstream of carbon canisters to enhance VOC capture provided such systems are closed systems and the spent absorbing solution is discharged into a closed container, vessel, or system. CAS systems equipped with an upstream liquid scrubber may be sampled once every 12 hours of CAS run time to determine breakthrough.

**B. Single Carbon Adsorption or Scrubber System**

As an alternative to the requirements in paragraph A.(6) and A.(7) a single liquid scrubbing or single carbon adsorption system may be used as a sole control device if the requirements below are satisfied.

- (1) The exhaust to atmosphere shall be continuously monitored with a CEM. The VOC concentration shall be recorded at least once every 15 minutes when waste gas is directed to the CAS or scrubber.
- (2) The method of VOC sampling and analysis shall be by detector meeting the requirements of Special Condition 32.
- (3) An alarm shall be installed such that an operator is alerted when outlet VOC concentration exceeds 100 ppmv above background and 2% of the system inlet concentration. Monitoring shall be performed upstream of the carbon can to demonstrate collection efficiency. The MSS activity shall be stopped as soon as possible when the VOC concentration exceeds 100 ppmv above background for

more than one minute. The date and time of all alarms and the actions taken shall be recorded.

C. Thermal Oxidizer.

- (1) The thermal oxidizer firebox exit temperature shall be maintained at not less than 1400°F and waste gas flows shall be limited to assure at least a 0.5 second residence time in the fire box while waste gas is being fed into the oxidizer.
- (2) The thermal oxidizer exhaust temperature shall be continuously monitored and recorded when waste gas is directed to the oxidizer. The temperature measurements shall be made at intervals of six minutes or less and recorded at that frequency.

The temperature measurement device shall be installed, calibrated, and maintained according to accepted practice and the manufacturer's specifications. The device shall have an accuracy of the greater of  $\pm 0.75$  percent of the temperature being measured expressed in degrees Celsius or  $\pm 2.5^{\circ}\text{C}$ .

- (3) As an alternative to Special Condition No. 39.C. (1) the thermal oxidizer may be tested to confirm a minimum 99 weight percent destruction efficiency. The results of the test will be used to determine the minimum operating temperature and residence time. Stack Test must have been performed within the last 12 months. Stack VOC concentrations and flow rates shall be measured in accordance with applicable United States Environmental Protection Agency (EPA) Reference Methods. A copy of the test report shall be maintained with the thermal oxidizer and a summary of the testing results shall be included with the emission calculations.
- (4) As an alternative to Special Condition No. 39.C.(3), the thermal oxidizer may be equipped with continuous VOC monitors (inlet and outlet). The VOC monitors shall be calibrated and maintained according to Special Condition No. 32. In order to demonstrate compliance with this requirement, inlet VOC and outlet VOC concentrations shall be measured and inlet and out let VOC mass rates shall be calculated on an hourly basis to confirm a minimum 99 weight percent destruction efficiency or an exhaust concentration not greater than 20 ppmv.

D. Internal Combustion Engine.

- (1) The internal combustion engine shall have a VOC destruction efficiency of at least 99 percent.
- (2) The engine must have been stack tested with propane or butane to confirm the required destruction efficiency within the past 12 months. VOC shall be measured in accordance with the applicable United States Environmental Protection Agency (EPA) Reference Method during the stack test and the exhaust flow rate may be determined from measured fuel flow rate and measured oxygen concentration. A copy of the stack test report shall be maintained with the engine. There shall also be documentation of acceptable VOC emissions following each occurrence of engine maintenance which may reasonably be expected to increase emissions including oxygen sensor replacement and catalyst cleaning or replacement. Stain tube indicators specifically designed to measure VOC concentration shall be acceptable for this documentation, provided a hot air probe or equivalent device is used to prevent error due to high stack temperature, and three sets of concentration measurements are made and averaged. Portable VOC analyzers meeting the requirements of Special Condition 32 are also acceptable for this documentation

- (3) The engine shall be operated with an oxygen sensor-based air-to-fuel ratio (AFR) controller. Documentation for each AFR controller that the manufacturer's, or supplier's recommended maintenance has been performed, including replacement of the oxygen sensor as necessary for oxygen sensor-based controllers shall be maintained with the engine. The oxygen sensor shall be replaced at least quarterly in the absence of a specific written recommendation. The engine must have been stack tested within the past 12 months in accordance with part (2) of this condition.

The test period may be extended to 24 months if the engine exhaust is sampled once an hour when waste gas is directed to the engine using a detector meeting the requirements of Special Condition 32. The sample ports and the collection system must be designed and operated such that there is no air leakage into the sample probe or the collection system downstream of the engine. The concentrations shall be recorded and the MSS activity shall be stopped as soon as possible if the VOC concentration exceeds 100 ppmv above background.

E. The plant flare system

- (1) The heating value and velocity requirements in 40 CFR 60.18 shall be satisfied during operations authorized by this permit.
- (2) The flare shall be operated with a flame present at all times and/or have a constant pilot flame. The pilot flame shall be continuously monitored by a thermal couple or an infrared monitor. The time, date, and duration of any loss of pilot flame shall be recorded. Each monitoring device shall be accurate to, and shall be calibrated at a frequency in accordance with, the manufacturer's specifications or equivalent.
- (3) Monitoring shall be used to maintain waste gas above the minimum heating value. Measurement, good engineering practice, or process knowledge shall be used to maintain waste gas above the minimum heating.
- (4) The combined assist natural gas and waste gas stream shall meet Title 40 CFR § 60.18 specifications of minimum heating value and maximum tip velocity. All flares shall have a continuous flow monitor that provides a record of the vent stream to the flare at least 95% of the time the flare is operational, averaged over a calendar year.

F. A Closed Loop Refrigerated Vapor Recovery System.

- (1) The vapor recovery system shall be installed on the facility to be degassed using good engineering practice to ensure air contaminants are flushed from the facility through the refrigerated vapor condensers and back to the facility being degassed. The vapor recovery system and facility being degassed shall be enclosed except as necessary to ensure structural integrity (such as roof vents on a floating roof tank).
- (2) VOC concentration in vapor being circulated by the system shall be sampled and recorded at least once every 4 hours at the inlet of the condenser unit with an instrument meeting the requirements of Special Condition 32.
- (3) The quantity of liquid recovered from the tank vapors and the tank pressure shall be monitored and recorded each hour. The liquid recovered shall increase with each reading and the tank pressure shall not exceed one inch water pressure while the system is operating.

40. The following requirements apply to capture systems for the plant flare system. **(03/11)**

- A. Either conduct a once a month visual, audible, and/or olfactory inspection of the capture system to verify there are no leaking components in the capture system; or verify the capture system is leak-free by inspecting in accordance with 40 CFR Part 60, Appendix A, Test Method 21 once a year. Leaks shall be indicated by an instrument reading greater than or equal to 500 ppmv above background.
  - B. The control device shall not have a bypass.  
or  
If there is a bypass for the control device, comply with either of the following requirements:
    - (1) Install a flow indicator that records and verifies zero flow at least once every fifteen minutes immediately downstream of each valve that if opened would allow a vent stream to bypass the control device and be emitted, either directly or indirectly, to the atmosphere; or
    - (2) Once a month, inspect the valves, verifying the position of the valves and the condition of the car seals that prevent flow out the bypass.  
  
A bypass does not include authorized analyzer vents, highpoint bleeder vents, low point drains, or rupture discs upstream of pressure relief valves if the pressure between the disc and relief valve is monitored and recorded at least weekly. A deviation shall be reported if the monitoring or inspections indicate bypass of the control device when it is required to be in service per this permit.
  - C. If any of the above inspections is not satisfactory, the permit holder shall promptly take necessary corrective action. Records shall be maintained documenting the performance and results of the inspections required above.
41. If spray guns are used to apply paint, they shall be airless, high volume low pressure (HVLP), or have the same or higher transfer efficiency as airless or HVLP spray guns. **(03/11)**
42. Emissions from all painting activities, except for minor painting identified in Attachment A to this permit, at this site must satisfy the criteria below. New compounds may also be added through the use of the procedure below. **(03/11)**
- A. Short-term (pounds per hour [lb/hr]) and annual (TPY) emissions shall be determined for each chemical in the paint as documented in the permit application. The calculated emission rate shall not exceed the maximum allowable emissions rate at any emission point.
  - B. The Effect Screening Level (ESL) for the material shall be obtained from the current TCEQ ESL list or by written request to the TCEQ Toxicology Section.
  - C. The total painting emissions of any compound must satisfy one of the following conditions:
    - (1) The total emission rate is less than 0.1 lb/hr and the ESL greater than or equal to 2  $\mu\text{g}/\text{m}^3$ ; or
    - (2) The emission rate of the compound in pounds per hour is less than the ESL for the compound divided by 1000 ( $\text{ER} < \text{ESL}/1000$ ).
  - D. The permit holder shall maintain records of the information below and the demonstrations in steps A through C above. The following documentation is required for each compound:
    - (1) Chemical name(s), composition, and chemical abstract registry number if available.



- (2) Material Safety Data Sheet.
  - (3) Maximum concentration of the chemical in weight percent
  - (4) Paint usage and the associated emissions shall be recorded each month and the rolling 12 month total emissions updated.
43. No visible emissions shall leave the property due to painting or abrasive blasting. **(03/11)**
44. Black Beauty and Garnet Sand may be used for abrasive blasting. The permit holder may also use blast media that meet the criteria below: **(03/11)**
- A. The media shall not contain asbestos or greater than 1.0 weight percent crystalline silica.
  - B. The weight fraction of any metal in the blast media with a short-term effects screening level (ESL) less than 50 micrograms per cubic meter as identified in the most recently published TCEQ ESL list shall not exceed the  $ESL_{\text{metal}}/1000$ .
  - C. The MSDS for each media used shall be maintained on site.  
Blasting media usage and the associated emissions shall be recorded each month.
45. With the exception of the interim MAERT emission limits, these permit conditions become effective on the first day of the month following 180 days after this permit has been issued. During this period, emissions shall be estimated using good engineering practice and methods to provide reasonably accurate representations for emissions. The basis used for determining the quantity of air contaminants to be emitted shall be recorded. The permit holder may maintain abbreviated records of emissions from Attachment A and B activities as allowed in Special Condition 29 rather than documenting all the information required by Special Condition 29.A. through D. **(03/11)**
46. Planned MSS activities must be conducted in a manner consistent with good practice for minimizing emissions, including the use of air pollution control equipment, practices, and processes. All reasonable and practical efforts to comply with Special Conditions 1, and 29 through 46, must be used when conducting the planned MSS activity, until the commission determines that the efforts are unreasonable or impractical, or that the activity is an unplanned MSS activity. **(03/11)**

#### **Incorporated Consent Decree Requirements**

47. The following Special Conditions incorporating Consent Decree requirements applicable to Covered Flares, apply to the existing flares, EPNs FLARE1 (named Primary Flare in Consent Decree), FLARE2 (named Secondary Flare in Consent Decree), and FLAREX (named BOP-X Flare in Consent Decree), and Covered Flares installed after these Special Conditions are included in the permit.
- Terms used in the following conditions are as defined in Consent Decree definitions provided in Appendix 1.1 of Attachment D.
48. Except for Newly Installed Covered Flares or Portable Flares, the permit holder shall install and commence operation of the instrumentation, controls, and monitoring systems set forth in the Consent Decree requirements incorporated into this Permit at each Covered Flare, as specified for Steam-Assisted Flares and Air-Assisted Flares. **(09/19)**
49. Except as provided below for Portable Flares, and no later than the date that any Newly Installed Covered Flare or Portable Flare is In Operation and Capable of Receiving Waste, Supplemental,

and/or Sweep Gas at a Covered Facility, the permit holder shall complete installation and commence operation of the instrumentation, controls, and monitoring systems. The permit holder shall operate the instrumentation, controls, and monitoring systems for each Newly Installed Covered Flare and Portable Flare in accordance with the Consent Decree requirements incorporated into this Permit.

The following conditions apply to Portable Flares:

- A. For the purposes of this condition, a "planned" outage means an outage of a Covered Flare that is scheduled 30 Days or more in advance of the outage. An "unplanned" outage is an outage of a Covered Flare that either is scheduled less than 30 Days in advance or is unscheduled.
  - B. For any planned or unplanned outage of a Covered Flare that the permit holder knows or reasonably anticipates will result in 504 hours or less of downtime on a 1,095-Day rolling sum period, rolled daily, the permit holder must make good faith efforts to ensure that the Portable Flare that replaces the Covered Flare complies with all of the Consent Decree requirements herein, that are applicable to the Covered Flare that the Portable Flare replaces.
  - C. Outages lasting more than 504 hours
    - (1) For any planned outage of a Covered Flare that the permit holder knows or reasonably can anticipate will last more than 504 hours on a 1,095-Day rolling sum period, rolled daily, the permit holder must ensure that the Portable Flare complies with all of the Consent Decree requirements herein related to the Covered Flare that it replaces as of the date that the Portable Flare is In Operation and Capable of Receiving Waste, Supplemental, and/or Sweep Gas including, but not limited to, the Net Heating Value standards in Special Conditions 74, 75, and 76.
    - (2) For any unplanned outage of a Covered Flare that, in advance of the outage, the permit holder cannot reasonably anticipate will last longer than 504 hours, the permit holder must ensure that the Portable Flare complies with all of the requirements of this Consent Decree related to the Covered Flare that it replaced by no later than 30 Days after the date that the permit holder know or reasonably should have known that the outage will last more than 504 hours, including, but not limited to, the Net Heating Value Standards in Special Conditions 74, 75, and 76.
    - (3) The permit holder shall keep records sufficient to document compliance with the requirements of this condition any time a Portable Flare is used. **(09/19)**
50. The permit holder shall install, operate, calibrate, and maintain a monitoring system capable of continuously measuring, calculating, and recording the volumetric flow rate of Vent Gas in the header or headers feeding the Covered Flare. This system must also be able to continuously analyze pressure and temperature at each point of Vent Gas flow measurement. Different flow monitoring methods may be used to measure different gaseous streams that make up the Vent Gas provided that the flow rates of all gas streams that contribute to the Vent Gas are determined. Flow must be calculated in standard cubic feet per minute (scfm) and pounds per hour.
- A. Each flow rate monitoring system must be able to correct for the temperature and pressure of the system and output parameters in Standard Conditions.

- B. In lieu of a monitoring system that directly measures volumetric flow rate, one of the following options may be utilized for monitoring any gas stream:
    - (1) Mass flow monitors may be used for determining the volumetric flow rate of Vent Gas, provided the molecular weight of such Vent Gas is determined using compositional analysis data collected using a monitoring system capable of continuously measuring (i.e., at least once every 15 minutes), calculating, and recording the individual component concentrations present in the Vent Gas, and provided that the mass flow rates are converted to volumetric flow rates pursuant to the methodology in Appendix 1.2 Step 2 of Attachment D.
    - (2) Continuous pressure/temperature monitoring system(s) and appropriate engineering calculations may be used in lieu of a continuous volumetric flow monitoring system provided the molecular weight of the gas is known and the permit holder complies with methodology in Appendix 1.2 Step 2 of Attachment D for calculating volumetric flow rates. For Vent Gas, molecular weight must be determined using compositional analysis data collected using a monitoring system capable of continuously measuring (i.e., at least once every 15 minutes), calculating, and recording the individual component concentrations present in the Vent Gas. **(09/19)**
51. The permit holder shall install, operate, calibrate, and maintain a monitoring system capable of continuously measuring, calculating, and recording the volumetric flow rate of Assist Steam used with each Covered Steam-Assisted Flare. This system must also be able to continuously analyze the pressure and temperature of Assist Steam at a representative point of steam flow measurement. Flow must be calculated in scfm and pounds per hour.
- A. The flow rate monitoring system must be able to correct for the temperature and pressure of the system and output parameters in Standard Conditions.
  - B. In lieu of a monitoring system that directly measures volumetric flow rate, mass flow monitors may be used for determining the volumetric flow rate of Assist Steam provided the mass flow rates are converted to volumetric flow rates pursuant to the methodology in Appendix 1.2 Step 2 of Attachment D. **(09/19)**
52. The permit holder shall install, operate, calibrate, and maintain a monitoring system capable of continuously measuring, calculating, and recording the volumetric flow rate of Assist Air used with each Covered Air-Assisted Flare. If premix Assist Air and Perimeter Assist Air are both used, install, operate, calibrate, and maintain a monitoring system capable of separately continuously measuring, calculating, and recording the volumetric flow rate of premix Assist Air and Perimeter Assist Air used with that Covered Flare. Continuously monitoring fan speed or power and using fan curves is an acceptable method for continuously monitoring Assist Air flow rates. Flow must be calculated in scfm and pounds per hour.
- A. The flow rate monitoring system must be able to correct for the temperature and pressure of the system and output parameters in Standard Conditions.
  - B. In lieu of a monitoring system that directly measures volumetric flow rate, mass flow monitors may be used for determining the volumetric flow rate of Assist Air provided the mass flow rates are converted to volumetric flow rates pursuant to the methodology in Appendix 1.2 Step 2 of Attachment D. **(09/19)**
53. The permit holder shall install and operate equipment, including, as necessary, main and trim control valves and piping which enables the control of Assist Steam flow to each Covered Flare in

a sufficient manner to ensure compliance with the Consent Decree requirements included in this permit. **(09/19)**

54. The permit holder shall determine the concentration of individual components in the Vent Gas or directly monitor the Net Heating Value (NHV<sub>vg</sub>) using one of the two methods below:
- A. Install, operate, calibrate, and maintain a monitoring system capable of continuously measuring (at least once every 15 minutes), calculating, and recording the individual component concentrations present in the Vent Gas. Measure no less than once every 15 minutes and record that value.
  - B. Install, operate, calibrate, and maintain a calorimeter capable of continuously measuring (at least once every 15 minutes), calculating, and recording the NHV<sub>vg</sub> at Standard Conditions. If this method is chosen, the permit holder may install, operate, calibrate, and maintain a monitoring system capable of continuously measuring, calculating, and recording the hydrogen concentration in the Vent Gas. The sample extraction point of the calorimeter may be located upstream of the introduction of Supplemental Gas or Sweep Gas or Purge Gas if the composition and flow rate of any such Supplemental Gas or Sweep Gas or Purge Gas is known and if this known value then is used in the calculation of the Net Heating Value of Vent Gas.
  - C. If the permit holder elects the method in Special Condition 54.A and the Net Heating Value of the Vent Gas exceeds the upper calibrated span of the calorimeter on the Covered Flare, then use the value of the upper calibrated span of that calorimeter for calculating the NHV<sub>vg</sub> at Standard Conditions until the Net Heating Value of the Vent Gas returns to within the measured calibrated span. Use of this method will not constitute Instrument Downtime for the period of time that the Net Heating Value of the Vent Gas exceeds the upper calibrated span of the calorimeter. Measure continuously and record 15-minute block averages.

Direct compositional or Net Heating Value monitoring is not required for purchased ("pipeline quality") natural gas streams. The Net Heating Value of purchased natural gas streams may be determined using annual or more frequent grab sampling at any one representative location. Alternatively, the Net Heating Value of any purchased natural gas stream can be assumed to be 920 BTU/scf. **(09/19)**

55. At permit holder's option, in order to continuously measure and calculate flow, in scfm and pounds per hour, of all Pilot Gas to a Covered Flare, the permit holder may elect to either
- A. Install (if not already installed) an instrument, or
  - B. Use a restriction orifice and pressure measurements to continuously measure and calculate Pilot Gas flow.

The data generated by this instrument or restriction orifice may be used as part of the calculation for Net Heating Values of the Combustion Zone Gas. **(09/19)**

56. The instrumentation and monitoring systems identified in Special Conditions 50, 51, 52, and 54 must:
- A. Meet or exceed all applicable minimum accuracy, calibration and quality control requirements specified in Table 13 of 40 C.F.R. Part 63, Subpart CC.

- B. Have an associated readout (i.e., a visual display or record) or other indication of the monitored operating parameter that is readily accessible onsite for operational control or inspection;
  - C. Be capable of measuring the appropriate parameter over the range of values expected for that measurement location;
  - D. Have an associated data recording system with a resolution that is equal to or better than the required instrumentation/system accuracy. **(09/19)**
57. The permit holder shall operate, maintain, and calibrate each instrument and monitoring system identified in the Consent Decree requirements incorporated into this permit according to a monitoring plan that contains the information listed in 40 C.F.R. § 63.671(b)(1) through (5). **(09/19)**
58. Monitoring systems specified in Special Condition 54.**Error! Reference source not found.** used to continuously measure, calculate, and record the individual component concentrations present in the Vent Gas must meet the requirements of 40 C.F.R. § 63.671(e)(1) through (3). **(09/19)**
59. For each instrumentation and monitoring system required by Special Conditions 50, 51, 52, and 54 (or installed pursuant to Special Condition 55), the permit holder shall comply with the out-of-control procedures described in 40 C.F.R. § 63.671(c)(1) and (2), and with the data reduction requirements specified in 40 C.F.R. § 63.671(d)(1) through (3). **(09/19)**
60. The language in 40 C.F.R. § 63.671, Table 13 of 40 C.F.R. Part 63, Subpart CC, or in any regulatory provision cross-referenced in 40 C.F.R. § 63.671 or Table 13 of 40 C.F.R. Part 63, Subpart CC, that limits the applicability of these regulatory requirements to periods when “regulated material” (as defined in 40 C.F.R. § 63.641) is routed to a Flare is not applicable for the purposes of these incorporated Consent Decree requirements. In addition, for the purposes of these Consent Decree requirements, the language in 40 C.F.R. § 63.671, Table 13 of 40 C.F.R. Part 63, Subpart CC, or in any regulatory provision cross-referenced in 40 C.F.R. § 63.671 or Table 13 of 40 C.F.R. Part 63, Subpart CC, that refers to a continuous parametric monitoring system will instead be read to refer to the instrumentation and monitoring systems required by the Consent Decree requirements incorporated into this permit. **(09/19)**
61. The instrumentation and monitoring systems identified in the Consent Decree requirements incorporated into this permit must be able to produce and record data measurements and calculations for each parameter at the following time intervals:
- A. Vent Gas, Assist Steam Flow Monitoring Systems, Assist Air Flow Monitoring Systems, and Pilot Gas Flow (if installed): Measure continuously and record 15-minute block averages.
  - B. Vent Gas Compositional Monitoring (if using this methodology in Special Condition 54.**Error! Reference source not found.**): Measure no less than once every 15 minutes and record that value.
  - C. Vent Gas Net Heating Value Analyzer (if using this methodology in Special Condition 54.A): Measure continuously and record 15-minute block averages.

Nothing in this Special Condition prohibits the permit holder from setting up process control logic that uses different averaging times from those in this Special Condition provided that the recording and averaging times in this Special Condition are available and used for determining compliance with the Consent Decree requirements incorporated into this permit. **(09/19)**

62. The permit holder shall operate each of the instruments and monitoring systems required by Special Conditions 50, 51, 52, 54, and 63 and collect data on a continuous basis when the Covered Flare associated with the instrument and/or monitoring systems is In Operation and Capable of Receiving Sweep, Supplemental, and/or Waste Gas.

This does not apply to Instrument Downtimes as defined in Special Condition 77 of these incorporated Consent Decree requirements. **(09/19)**

63. The permit holder shall install and operate a video camera that is capable of monitoring and recording, in digital format, the flame of and any Smoke Emissions from the Covered Flare. Record video at a rate of no less than 4 frames per minute. **(09/19)**
64. For each Covered Flare that has a water seal, if all of the following conditions are met, then the Covered Flare is not receiving Potentially Recoverable Gas flow:
- A. For the water seal drum associated with the respective Covered Flare, the pressure difference between the inlet pressure and the outlet pressure is less than the water seal pressure as set by the static head of water between the opening of the dip tube in the drum and the water level in the drum;
  - B. For the water seal drum associated with the respective Covered Flare, the water level in the drum is: (i) at the level of the weir or (ii) if the water level in the drum is measured, the measurement indicates that the water seal is present; and
  - C. Downstream of the seal drum, there is no flow of Supplemental Gas directed to the Covered Flare. **(09/19)**
65. The permit holder shall operate each FGRS identified in Appendix 1.4 of Attachment D in a manner to minimize Waste Gas to the applicable Covered Flares while ensuring safe chemical plant operations. The permit holder shall operate each FGRS consistent with good engineering and maintenance practices and in accordance with its design and the manufacturer's specifications. Nothing in Special Conditions 65 and 66 will require the site to recover Regeneration Waste Gas Streams in a FGRS. **(09/19)**
66. The permit holder must comply with the following requirements for each FGRS identified in Appendix 1.4 of Attachment D when Potentially Recoverable Gas is being generated:
- A. The FGRS must have one Compressor Available for Operation or in operation 98% of the time. The Maintenance of FGRS and FGRS Shut Down periods identified in Special Conditions 66.C and 66.D may be included in the amount of time that a Compressor is Available for Operation when determining compliance with the requirement to have a Compressor Available for Operation or in operation.
  - B. During turnaround periods that occur approximately every 8-10 years in which fuel gas consumers are shutdown and unable to use Waste Gas recovered by the FGRS, the permit holder may use, in lieu of the FGRS, a thermal oxidizer that achieves at least a 98% combustion efficiency to combust the amount of Waste Gas that cannot be used by fuel gas consumers during the turnaround period.
  - C. Maintenance of FGRS. Periods of maintenance on and subsequent restart of the Compressor(s) may be included in the amount of time that a Compressor is Available for Operation when determining compliance with the requirement to have a Compressor Available for Operation or in operation; provided however, these periods must not exceed 1,344 hours per Compressor in a five-year rolling sum period, rolled daily. The permit

holder shall use best efforts to schedule maintenance activities during a turnaround of the process units venting to the Covered Flare(s) served by the applicable FGRS. To the extent it is not practicable to undertake these maintenance activities during a turnaround of these units, the permit holder shall use best efforts to minimize the generation of Waste Gas during such periods.

- D. FGRS Shut Down. Periods in which the FGRS is shut down (including the subsequent restart) due to operating conditions (such as high temperatures or large quantities of entrained liquid in the Vent Gas) outside the design operating range of the FGRS, including the associated knock-out drum(s), such that the outage is necessary for safety or to preserve the mechanical integrity of the FGRS may be included in the amount of time that a Compressor is Available for Operation when determining compliance with the requirement to have the Compressor Available for Operation or in operation. By no later than 45 Days after any such outage, the permit holder shall investigate the root cause and all contributing causes of the outage and implement, as expeditiously as practicable, corrective action, if any, to prevent a recurrence of the cause(s).
  - E. The permit holder may submit a request to the EPA for approval of an alternative FGRS that is not explicitly referenced herein or in Appendix 1.4 of Attachment D in order to ensure compliance with availability requirements, provided that the proposed alternative FGRS provides equivalent or better Waste Gas recovery capacity than the FGRS required by Appendix 1.4 of Attachment D.
  - F. For purposes of calculating compliance with the FGRS Operation and Availability periods of time (98%) that a Compressor or group of Compressors must be Available for Operation and/or in operation, as required by the Special Condition 66.A and 66.B, the period to be used must be an 8,760 hour rolling sum, rolled hourly, using only hours when Potentially Recoverable Gas was generated during all or part of the hour but excluding hours for flows that could not have been prevented through reasonable planning and were in anticipation of or caused by a natural disaster, act of war or terrorism, or External Utility Loss. When no Potentially Recoverable Gas was generated during an entire hour, then that hour must not be used in computing the 8,760 hour rolling sum. The rolling sum must include only the previous 8,760 1-hour periods when Potentially Recoverable Gas was generated during all or part of the hour, provided that the Potentially Recoverable Gas was not generated by flows that could not have been prevented through reasonable planning and were in anticipation of or caused by a natural disaster, act of war or terrorism, or External Utility Loss. **(09/19)**
67. The following General Emission Standards are applicable to Covered Flares when that Covered Flare is In Operation.
- A. The Covered Flare must operate at all times when emissions may be vented to it.
  - B. Smokeless design capacity must be specified.
  - C. The Covered Flare must operate with no Visible Emissions, except for periods not to exceed a total of 5 minutes during any 2 consecutive hours, when the Covered Flare is In Operation and the Vent Gas flow is less than the smokeless design capacity of the Covered Flare. The permit holder shall record and report any instances where Visible Emissions are observed for more than 5 minutes during any 2 consecutive hours as specified in 40 C.F.R. § 63.655(g)(11)(ii).
  - D. For the purposes of these incorporated Consent Decree requirements, Visible Emissions must be determined by a person trained in accordance with Section 2.3 of Method 22 or documented by a video camera.

- E. The Covered Flare must be monitored for Visible Emissions while it is In Operation, as specified below in Special Conditions 67.E.(1) or (1). An initial Visible Emissions demonstration must be conducted using an observation period of 2 hours using Method 22 at 40 C.F.R. Part 60, Appendix A-7. Subsequent Visible Emissions observations must be conducted using one of the two methods listed below:
- (1) At least once per day, the permit holder shall conduct Visible Emissions observations using an observation period of 5 minutes using Method 22 at 40 C.F.R. Part 60, Appendix A-7. If Visible Emissions are seen, even if the minimum required daily Visible Emission monitoring has already been performed, an observation period of 5 minutes must immediately be done using Method 22 at 40 C.F.R. Part 60, Appendix A-7. If Visible Emissions are observed for more than one continuous minute during any 5-minute observation period, the observation period using Method 22 at 40 C.F.R. Part 60, Appendix A-7 must be extended to 2 hours or until 5 minutes of Visible Emissions are observed.
  - (2) A video surveillance camera may be used to continuously record (at least one frame every 15 seconds with time and date stamps) images of the Covered Flare flame, and a reasonable distance above the Covered Flare flame, at an angle suitable for Visible Emissions observations. Real-time video surveillance camera output must be provided to the control room or other continuously staffed location where the camera images may be viewed at any time. **(09/19)**
68. The permit holder shall operate each Covered Flare with a pilot flame present at all times, and continuously monitored using a device (including, but not limited to, a thermocouple, ultraviolet beam sensor, or infrared sensor) capable of detecting that the pilot flame is present. **(09/19)**
69. The permit holder shall comply with all applicable Subparts of 40 C.F.R. Parts 60, 61, or 63 that state how a particular Covered Flare must be monitored. **(09/19)**
70. At all times, including during periods of startup, shutdown, and/or Malfunction, good air pollution control practices must be implemented to minimize emissions from each Covered Flare; provided however that the permit holder is not in violation of this requirement for any practice that this Consent Decree requires the permit holder to implement after June 6, 2018 for the period between June 6, 2018 and the compliance requirement, and this does not require the installation or maintaining of Covered Flare monitoring equipment in addition to or different from the equipment specifically required by the Special Conditions 50, 51, 52, 54, and 63. **(09/19)**
71. The permit holder shall operate each Covered Flare with a minimum of a 98% Combustion Efficiency at all times when Waste Gas is vented to it. To demonstrate continuous compliance with 98% Combustion Efficiency, the permit holder shall operate each Covered Flare in compliance with the  $NHV_{vg}$ ,  $NHV_{cz}$ , and  $NHV_{dii}$  requirements specified in Special Conditions 74, 75, and 76. **(09/19)**
72. Provided that the appropriate monitoring systems are in place, whenever the Vent Gas flow rate is less than the smokeless design capacity of the Covered Flare, the permit holder shall operate the Covered Flare in compliance with one of the following:
- A. The actual Flare Tip Velocity ( $V_{tip}$ ) must be less than 60 feet per second.  $V_{tip}$  is to be monitored using the procedures specified in Appendix 1.2 of Attachment D.
  - B.  $V_{tip}$  must be less than 400 feet per second and also less than the maximum allowed Flare Tip Velocity ( $V_{max}$ ) as calculated according to Appendix 1.2 Equation 12 of Attachment D. The permit holder shall monitor  $V_{tip}$  and gas composition and shall determine  $NHV_{vg}$  using the procedures specified in Appendix 1.2 of Attachment D. The



Unobstructed Cross Sectional Area of the Covered Flare Tip must be calculated consistent with Appendix 1.3 of Attachment D. **(09/19)**

73. The permit holder shall operate and maintain each Covered Flare in accordance with its design and the requirements herein. **(09/19)**
74. Except during Instrument Downtime as defined in Special Condition 77, the permit holder shall operate the Covered Flare with an  $NHV_{vg}$  of greater than or equal to 300 BTU/scf determined on a 15-minute block period basis, when Waste Gas is routed to the Covered Flare for at least 15 minutes. The permit holder shall monitor and calculate  $NHV_{vg}$  at each Covered Flare in accordance with Appendix 1.2 of Attachment D.

This requirement shall remain in effect until the earlier of:

- A. Termination of Consent Decree, Civil Action No. 4:17-cv-3302; or
- B. The requirements in 40 C.F.R. §§ 60.18(c)(3)(ii) and 63.11(b)(6)(ii) related to the  $NHV_{vg}$  are modified. **(09/19)**
75. Except during Instrument Downtime as defined in Special Condition 77, any time a Covered Flare is In Operation, the permit holder shall operate that Covered Flare so as to maintain the  $NHV_{cz}$  at or above 270 BTU/scf determined on a 15-minute block period basis, when Waste Gas is routed to the Covered Flare for at least 15 minutes. The permit holder shall monitor and calculate  $NHV_{cz}$  at each Covered Flare in accordance with Appendix 1.2 of Attachment D. **(09/19)**
76. While a Covered Flare that is actively receiving Perimeter Assist Air is In Operation, the permit holder shall maintain the Net Heating Value dilution parameter ( $NHV_{dil}$ ) at or above 22 BTU/square foot determined on a 15-minute block period basis. The permit holder shall monitor and calculate  $NHV_{dil}$  at each Covered Flare that is actively receiving Perimeter Assist Air in accordance with Appendix 1.2 of Attachment D. **(09/19)**
77. If one or more of the following conditions (collectively referred to as "Instrument Downtime") is present and renders the Covered Flare incapable of operating in accordance with the applicable  $NHV$  standards in Special Conditions 74, 75, and 76, the Covered Flare must be operated in accordance with good air pollution control practices so as to minimize emissions from and ensure good Combustion Efficiency at that Covered Flare:
- A. Malfunction of an instrument, for an instrument needed to meet the requirement(s);
- B. Repairs following instrument Malfunction, for an instrument needed to meet the requirement(s);
- C. Scheduled maintenance of an instrument in accordance with the manufacturer's recommended schedule, for an instrument needed to meet the requirement(s); and/or
- D. Quality Assurance/Quality Control activities on an instrument needed to meet the requirement(s).

The calculation of Instrument Downtime must be made in accordance with 40 C.F.R. § 60.13(h)(2). In no event shall Instrument Downtime exceed 5% of the time in a calendar quarter that the Covered Flare affected by the Instrument Downtime is In Operation. For purposes of calculating the 5% of Instrument Downtime allowed, the time used for  $NHV$  analyzer or gas chromatograph calibration and validation activities may be excluded. This is not intended to prevent asserting Force Majeure as the cause of any period of Instrument Downtime. "Force Majeure" is defined as any event beyond the control of the permit holder, of any entity controlled

by the permit holder, or of the permit holder's contractors, which delays or prevents the performance of any obligation herein, despite the permit holder's best efforts to fulfill the obligation. The requirement that the permit holder exercises "best efforts to fulfill the obligation" includes using best efforts to anticipate any potential Force Majeure and best efforts to address the effects of any potential Force Majeure: (a) as it is occurring and (b) following the potential Force Majeure, such that the delay and any adverse effects of the delay are minimized. "Force Majeure" does not include the permit holder's financial inability to perform any obligation herein. **(09/19)**

78. For each Covered Flare, calculate and record each of the following parameters:
- A. Volumetric flow rates of all gas streams that contribute to the Vent Gas volumetric flow rate (in scfm), measured continuously and recorded in 15-minute block averages, and in accordance with any calculation requirements of Special Conditions 50, 51, 52, 61, and Appendix 1.2 Step 2 of Attachment D.
  - B. Assist Steam volumetric flow rate (in scfm), measured continuously and recorded in 15-minute block averages in accordance with any calculation requirements of Special Conditions 50, 51, 52, 61, and Appendix 1.2 Step 2 of Attachment D.
  - C. Assist Air volumetric flow rate (in scfm), measured continuously and recorded in 15-minute block averages in accordance with any calculation requirements of Special Conditions 50, 51, 52, 61, and Appendix 1.2 Step 2 of Attachment D.
  - D.  $NHV_{vg}$  (in BTU/scf) in 15-minute block averages in accordance with calculation requirements of Appendix 1.2 Step 1 of Attachment D.
  - E.  $NHV_{cz}$  (in BTU/scf) in 15-minute block averages in accordance with calculation requirements of Appendix 1.2 Step 3 of Attachment D.

The permit holder shall record the duration of all periods of Instrument Downtime for each Covered Flare that exceeds 5% of the time in a calendar quarter that the Covered Flare is In Operation. The permit holder shall record which instrument(s) experienced the downtime, which Covered Flare was affected by the downtime, an explanation of the cause(s) of the deviation, and a description of the corrective action(s) taken.

The permit holder shall record the dates and times of any periods that the permit holder deviates from the FGRS Compressor availability standards of these incorporated Consent Decree requirements. For any deviation from the FGRS Compressor availability requirements, Standards for Net Heating Values, 98% Combustion Efficiency Standard requirements, or the Instrument Downtime Standard requirements at the Covered Flare, the permit holder shall record the duration of the deviation, an explanation of the cause(s) of the deviation, and a description of the corrective action(s) taken. **(09/19)**

79. The permit holder shall complete a project, in accordance with the requirements and schedule in Appendix 1.5 Fenceline Monitoring Requirements in Attachment D, to install and operate a set of ambient air monitors that will sample for benzene along the fenceline perimeter of the Plant. **(09/19)**
80. The Plant-wide Applicability Limits listed on the attached MAERT and Special Condition Nos. 6, 16, 24 (partially), and 28 of this permit shall not apply upon issuance of a standalone PAL6 Permit. **(08/22)**

Date: August 25, 2022

**Permit 3452**  
**Attachment A**  
**Inherently Low Emitting Activities**

<b>Activity (See BOP MSS permit application for further definition of each category)</b>	<b>VOC</b>	<b>NOx</b>	<b>CO</b>	<b>PM</b>	<b>SO<sub>2</sub></b>	<b>H<sub>2</sub>SO<sub>4</sub></b>	<b>NH<sub>3</sub></b>
Inspection, repair, replacement, and maintenance on analytical equipment	x	x	x	x	x	x	x
Inspection, repair, replacement, adjustment, testing, calibration, and maintenance of Instrumentation/analyzer	x	x	x	x	x	x	x
Aerosol Cans and other consumables	x		x	x			
Management of sludge from puts, ponds, sumps, and water conveyances	x			x	x	x	x
Inspection, repair, and replacement of Carbon Canisters	x		x		x	x	
Catalyst charging/handling	x			x	x	x	x
Meter proving	x	x	x		x	x	x
Inspection, repair, and replacement of filters and screens	x		x	x	x	x	x
Soap and other liquid based cleaners	x				x	x	x
Inspection, repair, and replacement of monitoring/measuring equipment (e.g., sight glasses, rotometers)	x	x	x		x	x	X
Cleaning (including strainers, lube oil systems)	x		x	x	x	x	x
Leak and operability checks (e.g., steam turbine overspeed tests, troubleshooting)	x	x	x	x	x	x	x
Inspection, repair, and replacement of water treatment systems (cooling, boiler, potable)	x						x
Combinations of the above	x	x	x	x	x	x	x

Dated: July 14, 2011

**Permit 3452**  
**Attachment B**

Pump, compressor, vessel, exchanger, furnace, boiler inspection repair/replacement, or combination of the preceding not included in attachment A.

Catalyst activation and deactivation.

Inspection, repair, and replacement of fugitive components where process fluid is not vented to the atmosphere (e.g., control valve stem lubrication, filter, gasket replacement, use of pipe thread sealant).

Inspection, repair, and replacement of fugitive components where a process fluid is vented to the atmosphere.

Inspection, repair, and replacement of pipe and ancillary equipment (eg coupling alignment, oil seals, blindings).

Welding

Dated: July 14, 2011

**Permit 3452**  
**Attachment C**  
**MSS Activity Summary**

Facilities	Description	Emissions Activity	EPN
See Attachment A	inherently low emitting activities	see attachment A	MAINANALYZ MAININSTR MAINPIPE MAINPUMP MAINVALVE MAINVESS MAINBOIL MAINEXCH MAINCOMP MAINFURN CONSUMABLE
See Attachment B	routine maintenance activities	see attachment B	MAINPUMP MAINVALVE MAINPIPE MAINCOMP MAINEXCH MAINVESS MAINANALYZ MAINBOIL MAINFURN MAININSTR
All Storage Tanks	storage tank draining/degassing/ cleaning/repair/refilling	de-inventory, degassing, tank cleaning, repair, refilling, and intervening maintenance	FLARE1/2/X MAINTANKTO ICENGINES TANKMSS
All Floating Roof Tanks	tank roof landing	emptying with landed roof	FLARE1/2/X MAINTANKTO ICENGINES TANKMSS MAINTANKTO
All Floating Roof Tanks	degas of tank with landed roof	controlled degassing	FLARE1/2/X MAINTANKTO ICENGINES TANKMSS MAINTANKTO

<b>Facilities</b>	<b>Description</b>	<b>Emissions Activity</b>	<b>EPN</b>
All Production Related Equipment	vacuum truck loading	remove contents prior to degassing, washing, maintenance, change of service, collecting materials accumulated in waste/wastewater equipment	VACTRUCKMSS
All production related equipment	process unit shutdown/depressurize/drain	vent to flare	FLARE1/2/X
All production related equipment	production related equipment purge/degas/drain	vent to atmosphere	ATM
All production related equipment	process unit startup	vent to flare	FLARE1/2/X
All production related equipment	preparation for facility/component repair/replacement	vent to flare	FLARE1/2/X
All production related equipment	preparation for facility/component repair/replacement	vent to atmosphere	ATM
All production related equipment	recovery from facility/component repair/replacement	vent to flare/thermal oxidizer	FLARE1/2/X MAINTANKTO
All production related equipment	recovery from facility/component repair/replacement	vent to atmosphere	ATM
All production related equipment	preparation for unit turnaround or facility/component repair/replacement	remove liquid/ vent to flare/thermal oxidizer, or atmosphere	FLARE1/2/X MAINTANKTO ATM VACTRUCKMSS ICENGINE
Frac Tanks and Temporary Liquid Storage	small portable tanks used for maintenance, startup, shutdown or normal operations including tank and process unit cleaning operations	working and standing losses from frac tanks and temporary liquid storage	FRACTMSS
All Production-Related Equipment	Abrasive Blasting	PM from blasting media	ABRASBLAST
All Production-Related Equipment	Non-VOC coating	thermal spray aluminum	TSAMSS

<b>Facilities</b>	<b>Description</b>	<b>Emissions Activity</b>	<b>EPN</b>
All Production Related Equipment	combustion unit startup	vent to a flares	FLARE1/2/X COMBUSTSU
All Production-Related Equipment	periodic flaring	vent to flares	FLARE1/2/X
All Production-Related Equipment	combination of above	combination of above	combination of above

Dated: July 14, 2011

**Permit 3452  
Attachment D  
Appendix 1.1**

**Consent Decree Definitions**

The definitions in Appendix 1.1 of Attachment D are only applicable to Special Conditions 47 through 79 of this Permit.

“Assist Air” means all air that is intentionally introduced before or at a Flare tip through nozzles or other hardware conveyance for the purposes of, including, but not limited to, protecting the design of the Flare tip, promoting turbulence for mixing, or inducing air into the flame. Assist Air includes premix Assist Air and Perimeter Assist Air. Assist Air does not include surrounding ambient air. Flares that use Assist Air are referred to as “Air-Assisted Flares.”

“Assist Steam” means all steam that is intentionally introduced before or at a Flare tip through nozzles or other hardware conveyance for the purposes of, including, but not limited to, protecting the design of the Flare tip, promoting turbulence for mixing, or inducing air into the flame. Assist Steam includes, but is not necessarily limited to, Center Steam, lower steam, and upper steam.

“Available for Operation” means, with respect to a Compressor within a FGRS, that the Compressor is capable of commencing the recovery of Potentially Recoverable Gas as soon as practicable but not more than one hour after the Need for a Compressor to Operate arises. The period of time, not to exceed one hour, allowed by this definition for the startup of a Compressor will be included in the amount of time that a Compressor is Available for Operation.

“Capable of Receiving Sweep, Supplemental, and/or Waste Gas” means, for a Flare, that the flow of Sweep Gas, Supplemental Gas, and/or Waste Gas is not prevented from being directed to the Flare by means of an isolation device such as closed valves, blinds, or stopples.

“Combustion Efficiency” or “CE” means a Flare’s efficiency in converting the organic carbon compounds found in Combustion Zone Gas to carbon dioxide. Combustion Efficiency must be determined in accordance with Appendix 1.2 of Attachment D.

“Combustion Zone” means the area of the Flare flame where the Combustion Zone Gas combines for combustion.

“Combustion Zone Gas” means all gases and vapors found after the Flare tip. This gas includes all Vent Gas, Pilot Gas, Total Steam, and Assist Air.

“Compressor” means, with respect to a FGRS, a mechanical device designed and installed to recover gas from a flare header. Types of FGRS compressors include reciprocating compressors, centrifugal compressors, liquid ring compressors, screw compressors, and liquid jet ejectors.

“Covered Flare” or “Covered Flares” means each of the identified flares, as well as any Newly Installed Covered Flare or Portable Flare in use at a Covered Facility:

“Duplicate Spare Compressor” means, with respect to a Flare Gas Recovery System, an installed compressor, designed to be identical or functionally equivalent to the other compressor(s) of the FGRS. In order to qualify as a “Duplicate Spare Compressor,” the compressor must be functionally interchangeable with the other FGRS compressor(s) such that the Nominal Design Capacity of the FGRS is Available for Operation while any one compressor of the FGRS is out of service.



“External Utility Loss” means a loss in the supply of electrical power or other third-party utility to a Covered Facility that is caused by actions occurring outside the boundaries of a Covered Facility, excluding utility losses due to an interruptible utility service agreement.

“Flare” means a combustion device lacking an enclosed combustion chamber that uses an uncontrolled volume of ambient air to burn gases.

“Flare Gas Recovery System” or “FGRS” means a system of one or more Compressors, piping, and associated water seal, rupture disk, or other equipment used to divert gas from a Flare and direct the gas to a fuel gas system, to a combustion device other than the Flare, or to a product, co-product, by-product, or raw material recovery system.

“Flare Tip Velocity” or “Vtip” means the velocity of gases exiting the Flare tip as defined in Special Condition 72.

“In Operation,” with respect to a Flare, means all times that Sweep, Supplemental, or Waste Gas is or may be vented to a Flare. A Flare that is In Operation is Capable of Receiving Sweep, Supplemental, or Waste Gas unless all Sweep, Supplemental, and Waste Gas flow is prevented by means of an isolation device such as closed valves, blinds, and/or stopples

“Lower Heating Value” or “LHV” means the theoretical total quantity of heat liberated by the complete combustion of a unit volume or weight of a fuel initially at 25 degrees Centigrade and 760 mmHg, assuming that the produced water is vaporized and all combustion products remain at, or are returned to, 25 degrees Centigrade; however, the standard for determining the volume corresponding to one mole is 20 degrees Centigrade

“Malfunction” means, as specified in 40 C.F.R. § 60.2, any sudden, infrequent, and not reasonably preventable failure of air pollution control equipment, process equipment, or a process to operate in a normal or usual manner. Failures that are caused in part by poor maintenance or careless operation are not Malfunctions.

“Monitoring System Malfunction” means any sudden, infrequent, and not reasonably preventable failure of instrumentation or a monitoring system to operate in a normal or usual manner. Failures that are caused in part by poor maintenance or careless operation are not Monitoring System Malfunctions.

“Net Heating Value” means Lower Heating Value.

“Net Heating Value of Combustion Zone Gas” or “NHV<sub>cz</sub>” means the Lower Heating Value, in BTU/scf, of the Combustion Zone Gas in a Flare. NHV<sub>cz</sub> must be calculated in accordance with Step 3 of Appendix 1.2 of Attachment D.

“Net Heating Value of Vent Gas” or “NHV<sub>vg</sub>” means the Lower Heating Value, in BTU/scf, of the Vent Gas directed to a Flare. NHV<sub>vg</sub> must be calculated in accordance with Step 1 of Appendix 1.2 of Attachment D.

“Newly Installed Covered Flare(s)” means any Flare that is permanently installed, receives Waste Gas that has been redirected to it from an existing Covered Flare (existing as of June 6, 2018), and commences operation at a Covered Facility after the June 6, 2018.

“Perimeter Assist Air” means the portion of Assist Air introduced at the perimeter of the Flare tip or above the Flare tip. Perimeter Assist Air includes air intentionally entrained in lower and upper steam. Perimeter Assist Air includes all Assist Air except premix Assist Air.

“Pilot Gas” means gas introduced into a Flare tip that provides a flame to ignite the Vent Gas.

“Portable Flare” means a Flare that is not permanently installed and that receives Waste Gas that has been redirected to it from a Covered Flare during an outage.

“Potentially Recoverable Gas” means the Sweep Gas, Supplemental Gas, and/or Waste Gas (including hydrogen, nitrogen, oxygen, carbon dioxide, carbon monoxide, and/or water) directed to a Covered Flare’s or group of Covered Flares’ FGRS, except that Regeneration Waste Gas Streams are not included in the definition of “Potentially Recoverable Gas.”

“Purge Gas” means the gas introduced between a Flare header’s water seal and the Flare tip to prevent oxygen infiltration (backflow) into the Flare tip. For a Flare with no water seal, the function of Purge Gas is performed by Sweep Gas, and therefore, by definition, such a Flare has no Purge Gas.

“Regeneration Waste Gas Streams” means Waste Gas streams produced during the regeneration of the dryers, reactors, and other vessels. Regeneration Waste Gas Streams are high in nitrogen (typically approximately 90%) and have very low heating value (typically approximately 100 BTU/scf), thus they are not a useful fuel.

“Smoke Emissions” shall have the definition set forth in Section 3.5 of Method 22 of 40 C.F.R. Part 60, Appendix A. For purposes of this Consent Decree, Smoke Emissions may be either documented by a video camera or determined by an observer knowledgeable with respect to the general procedures for determining the presence of Smoke Emissions per Method 22.

“Standard Conditions” means a temperature of 68 degrees Fahrenheit and a pressure of 1 atmosphere.

“Steam-Assisted Flare” means a Flare that uses steam piped to a Flare tip to assist in combustion

“Supplemental Gas” means all gas introduced to a Flare in order to improve the combustible characteristics of the Combustion Zone Gas

“Sweep Gas” means:

(1) For a Flare with an FGRS: Gas intentionally introduced into a Flare header system to prevent oxygen buildup in the Flare header. Sweep Gas in these Flares is introduced prior to and recovered by the FGRS; and

(2) For a Flare without an FGRS: Gas intentionally introduced into a Flare header system to maintain a constant flow of gas through the flare header and out the Flare tip in order to prevent oxygen building in the Flare header and to prevent infiltration (backflow) into the Flare tip.

“Total Steam” means the total of all steam that is supplied to a Flare and includes, but is not limited to, lower steam, center steam, and upper steam.

“Unobstructed Cross Sectional Area of the Flare Tip” or “A<sub>tip-unob</sub>” means the open, unobstructed area of a Flare tip through which Vent Gas and Center Steam pass. Diagrams of four common Flare types are set forth in Appendix 1.3 of Attachment D together with the equations for calculating the *A<sub>tip-unob</sub>* of these four types.

“Vent Gas” means all gas found just before the Flare tip. This gas includes all Waste Gas, that portion of Sweep Gas that is not recovered, Purge Gas, and Supplemental Gas, but does not include Pilot Gas, Total Steam, or Assist Air.

“Visible Emissions” means five minutes or more of Smoke Emissions during any two consecutive hours.

“Waste Gas” means the mixture of all gases from facility operations that is directed to a Flare for the purpose of disposing of the gas. “Waste Gas” does not include gas introduced to a Flare exclusively to make it operate safely and as intended; therefore, “Waste Gas” does not include Pilot Gas, Total Steam, Assist Air, or the minimum amount of Sweep Gas and Purge Gas that is necessary to perform the functions of Sweep Gas and Purge Gas. “Waste Gas” also does not include the minimum amount of gas introduced to a Flare to comply with regulatory or enforceable permit requirements regarding the combustible characteristics of Combustion Zone Gas; therefore, “Waste Gas” does not include Supplemental Gas. Depending upon the instrumentation that monitors Waste Gas, certain compounds (hydrogen, nitrogen, oxygen, carbon dioxide, carbon monoxide, and/or water (steam)) that are directed to a Flare for the purpose of disposing of these compounds may be excluded from calculations relating to Waste Gas flow.

## Incorporated Consent Decree Requirements

### Appendix 1.2

#### Calculating CE, $NHV_{cz}$ , $NHV_{dil}$ , and (Vtip)

All abbreviations, constants, and variables are defined in the Key at the end of this Appendix. Appendix 1.2 of Attachment D is only applicable to Special Conditions 47 through 79 of this Permit.

Combustion Efficiency Equation:

$$CE = \frac{[CO_2]}{[CO_2] + [CO] + [OC]}$$

where:

$[CO_2]$  = Concentration in volume percent or ppm-meters of carbon dioxide in the combusted gas immediately above the Combustion Zone

$[CO]$  = Concentration in volume percent or ppm-meters of carbon monoxide in the combusted gas immediately above the Combustion Zone

$[OC]$  = Concentration in volume percent or ppm-meters of the sum of all organic carbon compounds in the combusted gas immediately above the Combustion Zone, counting each carbon molecule separately where the concentration of each individual compound is multiplied by the number of carbon atoms it contains before summing (e.g., 0.1 volume percent ethane shall count as 0.2 percent OC because ethane has two carbon atoms)

For purposes of using the CE equation, the unit of measurement for  $CO_2$ , CO, and OC must be the same; that is, if "volume percent" is used for one compound, it must be used for all compounds. "Volume percent" cannot be used for one or more compounds and "ppm-meters" for the remainder.

#### Step 1: Determine the Net Heating Value of the Vent Gas ( $NHV_{vg}$ )

The permit holder shall determine the Net Heating Value of the Vent Gas ( $NHV_{vg}$ ) based on composition monitoring data on a 15-minute block average basis according to the following requirements. If the permit holder monitors separate gas streams that combine to comprise the total Vent Gas flow to a Covered Flare, the 15-minute block average Net Heating Value shall be determined separately for each measurement location according to the following requirements and a flow-weighted average of the gas stream Net Heating Values shall be used to determine the 15-minute block average Net Heating Value of the cumulative Vent Gas. The  $NHV_{vg}$  15-minute block averages shall be calculated for set 15-minute time periods starting at 12 midnight to 12:15 AM, 12:15 AM to 12:30 AM and so on, concluding at 11:45 PM to midnight.

### Step 1a: Equation or Output to be Used to Determine $NHV_{vg}$ at a Measurement Location

For any gas stream for which the permit holder complies by collecting compositional analysis data: Equation 1 shall be used to determine the  $NHV_{vg}$  of a specific sample by summing the Net Heating Value for each individual component by individual component volume fractions. Individual component Net Heating Values are listed in Table 1 of this Appendix.

$$NHV_{vg} = \sum_{i=1}^n (x_i \cdot NHV_i)$$

Equation 1

**For any gas stream for which the permit holder complies by collecting direct Net Heating Value monitoring data but for which a Hydrogen Concentration Monitor is not used:** Use the direct output (measured value) of the monitoring system(s) (in BTU/scf) to determine the  $NHV_{vg}$  for the sample.

**For any gas stream for which the permit holder complies by collecting direct Net Heating Value monitoring data and for which a Hydrogen Concentration Monitor is also used:** Equation 2 shall be used to determine the  $NHV_{vg}$  for each sample measured via the Net Heating Value monitoring system. Where hydrogen concentration data is collected, Equation 2 performs a net correction for the measured heating value of hydrogen since the theoretical Net Heating Value for hydrogen is 274 BTU/scf, but for the purposes of this appendix calculation methodology, a Net Heating Value of 1,212 BTU/scf may be used ( $1,212 - 274 = 938$  BTU/scf).

$$NHV_{vg} = NHV_{measured} + 938x_{H2}$$

Equation 2

### Step 1b: Calculation Method to be Used in Applying Equation/Output to Determine $NHV_{vg}$

For any Covered Flare for which the permit holder complies by using a continuous monitoring system: The permit holder may elect to determine the 15-minute block average  $NHV_{vg}$  using either the Feed-Forward Calculation Method or the Direct Calculation Method (both described below). The permit holder need not elect to use the same methodology at all Covered Flares with a continuous monitoring system; however, for each such Covered Flare, the permit holder must elect one calculation method that will apply at all times, and use that method for all continuously monitored flare vent streams associated with that Covered Flare. If the permit holder intends to change the calculation method that applies to a Covered Flare, the permit holder must notify the EPA 30 days in advance of such a change.

Feed-Forward Calculation Method. When calculating  $NHV_{vg}$  for a specific 15-minute block:

1. Use the results from the first sample collected during an event (for periodic Vent Gas flow events) for the first 15-minute block associated with that event.
2. If the results from the first sample collected during an event (for periodic Vent Gas flow events) are not available until after the second 15-minute block starts, use the results from the first sample collected during an event for the second 15-minute block associated with that event.
3. For all other cases, use the results that are available from the most recent sample prior to the 15-minute block period for that 15-minute block period for all Vent Gas streams. For the purpose of this requirement, use the time that the results become available rather than the time the sample was collected. For example, if a sample is collected at 12:25 AM and the analysis is completed at 12:38 AM, the results are available at 12:38 AM and these results would be used to determine compliance during the 15-minute block period from 12:45 AM to 1:00 AM.

**Direct Calculation Method.** When calculating  $NHV_{vg}$  for a specific 15-minute block:

1. If the results from the first sample collected during an event (for periodic Vent Gas flow events) are not available until after the second 15-minute block starts, use the results from the first sample collected during an event for the first 15-minute block associated with that event.
2. For all other cases, use the arithmetic average of all  $NHV_{vg}$  measurement data results that become available during a 15-minute block to calculate the 15-minute block average for that period. For the purpose of this requirement, use the time that the results become available rather than the time the sample was collected. For example, if a sample is collected at 12:25 AM and the analysis is completed at 12:38 AM, the results are available at 12:38 AM and these results would be used to determine compliance during the 15-minute block period from 12:30 AM to 12:45 AM.

## **Step 2: Determine Volumetric Flow Rates of Gas Streams**

The permit holder shall determine the volumetric flow rate in standard cubic feet (scf) of Vent Gas, along with the volumetric flow rates (in scf) of any Supplemental Gas, Assist Steam, and Assist Air, over a 15-minute block average basis. The 15-minute block average volumetric flow rates shall be calculated for set 15-minute time periods starting at 12 midnight to 12:15 AM, 12:15 AM to 12:30 AM and so on, concluding at 11:45 PM to midnight.

For any gas streams for which the permit holder complies by using a monitoring system that directly records volumetric flow rate: Use the direct output (measured value) of the monitoring system(s) (in scf), as corrected for the temperature and pressure of the system to standard conditions (i.e., a temperature of 20 °C (68 °F) and a pressure of 1 atmosphere) to then calculate the average volumetric flow rate of that gas stream for the 15-minute block period.

For Vent Gas, Assist Steam, or Assist Air gas streams for which the permit holder complies by using a mass flow monitor to determine volumetric flow rate: Equation 3 shall be used to determine the volumetric flow rate of Vent Gas, Assist Air, or Assist Steam by converting mass flow rate to volumetric flow at standard conditions (i.e., a temperature of 20 °C (68 °F) and a pressure of 1 atmosphere). Equation 3

uses the molecular weight of the gas stream as an input to the equation; therefore, if the permit holder elects to use a mass flow monitor to determine volumetric flow rate of Vent Gas, the permit holder must collect compositional analysis data for such Vent Gas. For Assist Steam, use a molecular weight of 18 pounds per pound-mole. For Assist Air, use a molecular weight of 29 pounds per pound-mole. The converted volumetric flow rates at standard conditions from Equation 3 shall then be used to calculate the average volumetric flow rate of that gas stream for the 15-minute block period.

$$Q_{vol} = \frac{Q_{mass} * 385.3}{MWt}$$

Equation 3

For gas streams for which the molecular weight of the gas is known and for which the permit holder complies by using continuous pressure/temperature monitoring system(s): Use appropriate engineering calculations to determine the average volumetric flow rate of that gas stream for the 15-minute block period. For Assist Steam, use a molecular weight of 18 pounds per pound-mole. For Assist Air, use a molecular weight of 29 pounds per pound-mole. For Vent Gas, molecular weight must be determined by collecting compositional analysis data for such Vent Gas.

### Step 3: Calculate the Net Heating Value of the Combustion Zone Gas (NHV<sub>cz</sub>)

For any Covered Flare at which: 1) the Feed-Forward Calculation Method is used; 2) gas composition or Net Heating Value monitoring is performed in a location representative of the cumulative Vent Gas stream; and 3) Supplemental Gas flow additions to the Flare are directly monitored: Equation 4 shall be used to determine the 15-minute block average NHV<sub>cz</sub> based on the 15-minute block average Vent Gas, Pilot Gas, Supplemental Gas, and assist gas flow rates.

$$NHV_{cz} = \frac{(Q_{vg} - Q_{NG2} + Q_{NG1}) * NHV_{vg} + (Q_{NG2} - Q_{NG1}) * NHV_{NG} + (Q_{pg} * NHV_{pg})}{Q_{vg} + Q_s + Q_{pg}}$$

Equation 4

For the first 15-minute block period of an event,  $Q_{NG1}$  shall use the volumetric flow value for the current 15-minute block period (i.e.  $Q_{NG1} = Q_{NG2}$ ).  $NHV_{NG}$  shall be determined using one of the following methods: 1) direct compositional or Net Heating Value monitoring of the natural gas stream in accordance with Step 1; or 2) for purchased ("pipeline quality") natural gas streams, the permit holder may elect to either: a) use annual or more frequent grab sampling at any one representative location; or b) assume a Net Heating Value of 920 BTU/scf.

For all other Covered Flares: Equation 5 shall be used to determine the 15-minute block average NHV<sub>cz</sub> based on the 15-minute block average Vent Gas and assist gas flow rates. For periods when there is no Assist Steam flow or Assist Air flow,  $NHV_{cz} = NHV_{vg}$ .

$$NHV_{cz} = \frac{(Q_{vg} * NHV_{vg}) + (Q_{pg} * NHV_{pg})}{Q_{vg} + Q_s + Q_{pg}}$$

Equation 5

#### Step 4: Calculate the Net Heating Value Dilution Parameter (NHV<sub>dil</sub>)

For any Covered Flare at which: 1) the Feed-Forward Calculation Method is used; 2) gas composition or Net Heating Value monitoring is performed in a location representative of the cumulative Vent Gas stream; and 3) Supplemental Gas flow additions to the Flare are directly monitored: Equation 6 shall be used to determine the 15-minute block average NHV<sub>dil</sub> only during periods when Perimeter Assist Air is used. For 15-minute block periods when there is no cumulative volumetric flow of Perimeter Assist Air, the 15- minute block average NHV<sub>dil</sub> parameter does not need to be calculated.

$$NHV_{dil} = \frac{[(Q_{vg} - Q_{NG2} + Q_{NG1}) * NHV_{vg} + (Q_{NG2} - Q_{NG1}) * NHV_{NG} + (Q_{pg} * NHV_{pg})] * Diam}{(Q_{vg} + Q_s + Q_{pg} + Q_{a,perimeter})}$$

Equation 6

For the first 15-minute block period of an event,  $Q_{NG1}$  shall use the volumetric flow value for the current 15-minute block period (i.e.  $Q_{NG1} = Q_{NG2}$ ).  $NHV_{NG}$  shall be determined using one of the following methods: 1) direct compositional or Net Heating Value monitoring of the natural gas stream in accordance with Step 1; or 2) for purchased (“pipeline quality”) natural gas streams, the permit holder may elect to either: a) use annual or more frequent grab sampling at any one representative location; or b) assume a Net Heating Value of 920 BTU/scf.

**For all other Covered Flares:** Equation 7 shall be used to determine the 15-minute block average NHV<sub>dil</sub> based on the 15-minute block average Vent Gas and Perimeter Assist Air flow rates, only during periods when Perimeter Assist Air is used. For 15-minute block periods when there is no cumulative volumetric flow of Perimeter Assist Air, the 15- minute block average NHV<sub>dil</sub> parameter does not need to be calculated.

$$NHV_{dil} = \frac{[(Q_{vg} * NHV_{vg}) + (Q_{pg} * NHV_{pg})] * Diam}{(Q_{vg} + Q_s + Q_{pg} + Q_{a,perimeter})}$$

Equation 7

#### Step 5: Ensure that during Flare operation, NHV<sub>vg</sub> ≥ 300 BTU/scf

The Flare must be operated to ensure that NHV<sub>vg</sub> is equal to or above 300 BTU/scf (Equation 8 shows this relationship), as determined for:

1. Each 15-minute block period during which Waste Gas is routed to a Covered Flare for all 15-minutes (a “Complete 15-minute Block Period”), and



2. Any 15-minute block period during which Waste Gas is routed to a Covered Flare for less than all 15-minutes (a “Partial 15-Minute Block Period”), and is immediately subsequent and contiguous to a Complete 15-minute Block Period.

Partial 15-Minute Block Periods are not required to achieve a  $NHV_{vg}$  equal to or above 300 BTU/scf if they immediately precede a Complete 15-minute Block Period.

$$NHV_{vg} \geq 300 \text{ BTU/scf}$$

Equation 8

**Step 6: Ensure that during Flare operation,  $NHV_{cz} \geq 270$  BTU/scf**

The Flare must be operated to ensure that  $NHV_{cz}$  is equal to or above 270 BTU/scf (Equation 9 shows this relationship), as determined for:

1. Each Complete 15-minute Block Period, and
2. Any Partial 15-Minute Block Period that is immediately subsequent and contiguous to a Complete 15-minute Block Period.

Partial 15-Minute Block Periods are not required to achieve a  $NHV_{cz}$  equal to or above 270 BTU/scf if they immediately precede a Complete 15-minute Block Period.

$$NHV_{cz} \geq 270 \text{ BTU/scf}$$

Equation 9

**Step 7: Ensure that during Flare operation,  $NHV_{dil} \geq 22$  BTU/ft<sup>2</sup>**

A Flare actively receiving Perimeter Assist Air must be operated to ensure that  $NHV_{dil}$  is equal to or above 22 BTU/ft<sup>2</sup> (Equation 10 shows this relationship), as determined for:

1. Each Complete 15-minute Block Period, and
2. Any Partial 15-Minute Block Period that is immediately subsequent and contiguous to a Complete 15-minute Block Period.

Partial 15-Minute Block Periods are not required to achieve a  $NHV_{dil}$  equal to or above 22 BTU/ft<sup>2</sup> if they immediately precede a Complete 15-minute Block Period.

$$NHV_{dil} \geq 22 \text{ BTU/ft}^2$$

Equation 10

### Calculation Method for Determining Compliance with Vtip Operating Limits.

The permit holder shall determine Vtip on a 15-minute Block Average basis according to the following requirements:

- (a) The permit holder shall use design and engineering principles and the guidance in Appendix 1.3 of Attachment D to determine the Unobstructed Cross Sectional Area of the Flare Tip. The Unobstructed Cross Sectional Area of the Flare Tip is the total tip area that Vent Gas can pass through. This area does not include any stability tabs, stability rings, and upper steam or air tubes because Vent Gas does not exit through them.
- (b) The permit holder shall determine the cumulative volumetric flow of Vent Gas for each 15-minute Block Average Period using the data from the continuous flow monitoring system according to the requirements in Step 2 above.
- (c) The 15-minute Block Average Vtip shall be calculated using Equation 11.

$$V_{tip} = \frac{Q_{cum}}{Area \times 900} \quad \text{Equation 11}$$

- (d) If the permit holder chooses to comply with Vtip less than 400 ft/s and less than Vmax, the permit holder shall also determine the  $NHV_{vg}$  using Step 1 above and calculate Vmax using Equation 12 in order to compare Vtip to Vmax on a 15-minute Block Average basis.

$$\log_{10}(V_{max}) = \frac{NHV_{vg} + 1,212}{850} \quad \text{Equation 12}$$

**Key to the Abbreviations:**

385.3 = conversion factor (scf / lb-mol)

850 = Constant

900 = Conversion factor (seconds / 15-minute block average)

1,212 = Constant for heating value of hydrogen (H<sub>2</sub>)

*Area* = The Unobstructed Cross Sectional Area of the Flare Tip is the total tip area that Vent Gas can pass through, ft<sup>2</sup>. This area does not include any stability tabs, stability rings, and upper steam or air tubes because Flare Vent Gas does not exit through them. Use design and engineering principles to determine the Unobstructed Cross Sectional Area of the Flare Tip.

*Diam* = Effective diameter of the unobstructed area of the flare tip for Flare Vent Gas flow, ft. Determine the diameter as

$$Diam = 2 * \sqrt{Area \div \pi}$$

*i* = individual component in Vent Gas (unitless)

*MWt* = molecular weight of the gas at the flow monitoring location (lb/lb-mol)

*n* = number of components in Vent Gas (unitless)

*NHV<sub>cz</sub>* = Net Heating Value of Combustion Zone Gas (BTU/scf)

*NHV<sub>i</sub>* = Net Heating Value of component *i* according to Table 1 of this Appendix (BTU/scf)

*NHV<sub>measured</sub>* = Net Heating Value of Vent Gas stream as measured by monitoring system (BTU/scf)

*NHV<sub>NG</sub>* = Net Heating Value of Supplemental Gas to flare during the 15-minute block period (BTU/scf)

*NHV<sub>pg</sub>* = Net Heating Value of Pilot Gas (BTU/scf)

*NHV<sub>vg</sub>* = Net Heating Value of Vent Gas (BTU/scf)

*Q<sub>a, perimeter</sub>* = cumulative vol flow or perimeter assist air during the 15-minute block period (scf)

*Q<sub>cum</sub>* = cumulative volumetric flow over 15-minute block average period (scf)

*Q<sub>mass</sub>* = mass flow rate (pounds per second)

*Q<sub>NG1</sub>* = cumulative vol flow of Supplemental Gas to flare during previous 15-minute block period (scf)

*Q<sub>NG2</sub>* = cumulative vol flow of Supplemental Gas to flare during the 15-minute block period (scf)

*Q<sub>pg</sub>* = cumulative vol flow of Pilot Gas during the 15-minute block period (scf)

*Q<sub>s</sub>* = cumulative vol flow of Total Steam during the 15-minute block period (scf)

*Q<sub>vg</sub>* = cumulative vol flow of Vent Gas during the 15-minute block period (scf)

$Q_{vol}$  = volumetric flow rate (scf per second)

$V_{max}$  = Maximum allowed flare tip velocity (feet per second)

$V_{tip}$  = Flare tip velocity (feet per second)

$x_i$  = concentration of component  $i$  in Vent Gas (vol fraction)

$x_{H2}$  = concentration of H2 in Vent Gas at time sample was input into NHV monitoring system (vol fraction)

**Table 1**  
**Individual Component Properties**

Component	Molecular Formula	MW <sub>i</sub> (pounds per pound-mole)	CMN <sub>i</sub> (mole per mole)	NHV <sub>i</sub> (British thermal units per standard cubic foot)	LFL <sub>i</sub> (volume %)
Acetylene	C <sub>2</sub> H <sub>2</sub>	26.04	2	1,404	2.5
Benzene	C <sub>6</sub> H <sub>6</sub>	78.11	6	3,591	1.3
1,2-Butadiene	C <sub>4</sub> H <sub>6</sub>	54.09	4	2,794	2.0
1,3-Butadiene	C <sub>4</sub> H <sub>6</sub>	54.09	4	2,690	2.0
iso-Butane	C <sub>4</sub> H <sub>10</sub>	58.12	4	2,957	1.8
n-Butane	C <sub>4</sub> H <sub>10</sub>	58.12	4	2,968	1.8
cis-Butene	C <sub>4</sub> H <sub>8</sub>	56.11	4	2,830	1.6
iso-Butene	C <sub>4</sub> H <sub>8</sub>	56.11	4	2,928	1.8
trans-Butene	C <sub>4</sub> H <sub>8</sub>	56.11	4	2,826	1.7
Carbon Dioxide	CO <sub>2</sub>	44.01	1	0	∞
Carbon Monoxide	CO	28.01	1	316	12.5
Cyclopropane	C <sub>3</sub> H <sub>6</sub>	42.08	3	2,185	2.4
Ethane	C <sub>2</sub> H <sub>6</sub>	30.07	2	1,595	3.0
Ethylene	C <sub>2</sub> H <sub>4</sub>	28.05	2	1,477	2.7
Hydrogen	H <sub>2</sub>	2.02	0	1,212 <sup>A</sup>	4.0
Hydrogen Sulfide	H <sub>2</sub> S	34.08	0	587	4.0
Methane	CH <sub>4</sub>	16.04	1	896	5.0
Methyl-Acetylene	C <sub>3</sub> H <sub>4</sub>	40.06	3	2,088	1.7
Nitrogen	N <sub>2</sub>	28.01	0	0	∞
Oxygen	O <sub>2</sub>	32.00	0	0	∞
Pentane+ (C5+)	C <sub>5</sub> H <sub>12</sub>	72.15	5	3,655	1.4
Propadiene	C <sub>3</sub> H <sub>4</sub>	40.06	3	2,066	2.16
Propane	C <sub>3</sub> H <sub>8</sub>	44.10	3	2,281	2.1
Propylene	C <sub>3</sub> H <sub>6</sub>	42.08	3	2,150	2.4
Water	H <sub>2</sub> O	18.02	0	0	∞

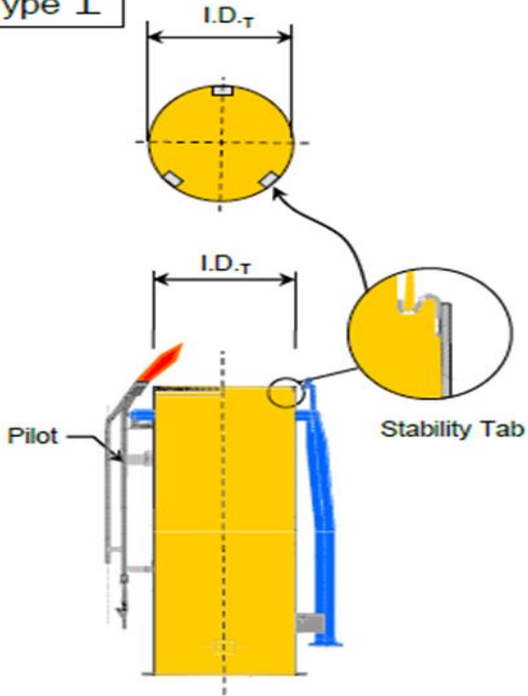
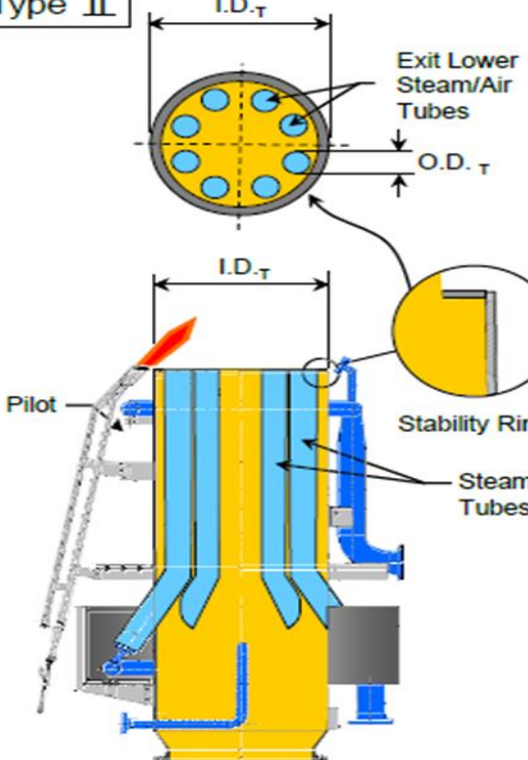
<sup>A</sup> The theoretical Net Heating Value for hydrogen is 274 BTU/scf, but for the purposes of this appendix calculation methodology, a Net Heating Value of 1,212 BTU/scf shall be used.

Note: If a component is not specified in this Table 1, the heats of combustion may be determined using any published values where the net enthalpy per mole of offgas is based on combustion at 25 °C and 1 atmosphere (or constant pressure) with offgas water in the gaseous state, but the standard temperature for determining the volume corresponding to one mole of Vent Gas is 20 °C.

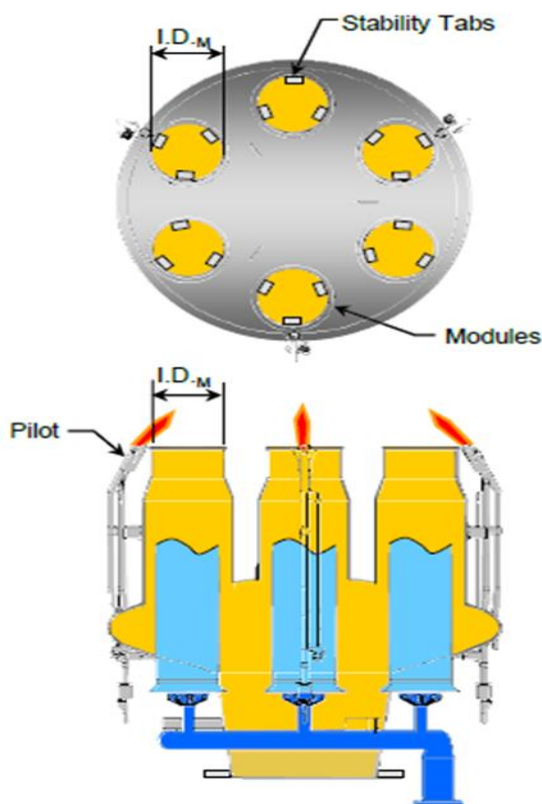
Incorporated Consent Decree Requirements

Appendix 1.3

Calculating the Unobstructed Cross Sectional Area of Various Types of Flare Tips

Type I	Type II
 <p style="text-align: center;"><math>A_{tip-unob} = \pi(I.D.T)^2/4 - (X_T * A_{ST})</math></p>	 <p style="text-align: center;"><math>A_{tip-unob} = \pi(I.D.T)^2/4 - A_{ST} - N_T * \pi * (O.D.T)^2/4</math></p>
<p>Where:</p> <ul style="list-style-type: none"> <li><math>A_{tip-unob}</math> = Unobstructed Cross Sectional Area of Flare Tip</li> <li><math>I.D.T</math> = Inside Diameter Flare Tip</li> <li><math>X_T</math> = Number of Stability Tabs</li> <li><math>A_{ST}</math> = Area of a Stability Tab</li> </ul>	<p>Where:</p> <ul style="list-style-type: none"> <li><math>A_{tip-unob}</math> = Unobstructed Cross Sectional Area of Flare Tip</li> <li><math>I.D.T</math> = Inside Diameter Flare Tip</li> <li><math>A_{ST}</math> = Area of Stability Ring</li> <li><math>O.D.T</math> = Outside Diameter of Steam/Air Tubes</li> <li><math>N_T</math> = Number of Steam/Air Tubes</li> </ul>
<p>Example:</p> <ul style="list-style-type: none"> <li><math>I.D.T = 41.5</math> inches</li> <li><math>X_T = 3</math></li> <li><math>A_{ST} = 3</math> Sq. inches</li> </ul>	<p>Example:</p> <ul style="list-style-type: none"> <li><math>I.D.T = 47.5</math> inches</li> <li><math>A_{ST} = 100</math> Sq. inches</li> <li><math>O.D.T = 6.5</math> inches</li> <li><math>N_T = 8</math></li> </ul>
<p><math>A_{tip-unob} = \pi(41.5)^2/4 - (3 * 3)</math>  <math>A_{tip-unob} = 1344</math> Sq. inches</p>	<p><math>A_{tip-unob} = \pi(47.5)^2/4 - 100 - 8 * \pi * (6.5)^2/4</math>  <math>A_{tip-unob} = 1322</math> Sq. inches</p>

Type III



$$A_{tip-unob} = N_M * (\pi * (I.D._M)^2 / 4 - X_T * A_{ST})$$

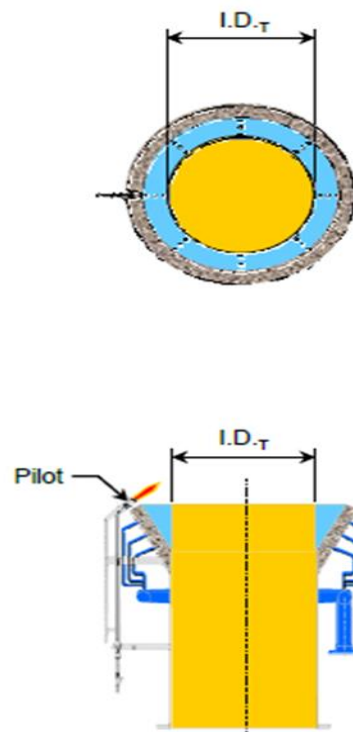
Where:  $A_{tip-unob}$  = Unobstructed Cross Sectional Area of Flare Tip  
 I.D.<sub>M</sub> = Inside Diameter of One Tip Module  
 $N_M$  = Number of Modules  
 $X_T$  = Number of Stability Tabs per Module  
 $A_{ST}$  = Area of a Stability Tab

Example: I.D.<sub>M</sub> = 17 inches  
 $N_M = 6$        $X_T = 3$   
 $A_{ST} = 3$  Sq. inches

$$A_{tip-unob} = 6 * (\pi * (17)^2 / 4 - 3 * 3)$$

$$A_{tip-unob} = 1308 \text{ Sq. inches}$$

Type IV



$$A_{tip-unob} = \pi * (I.D._T)^2 / 4$$

Where:  $A_{tip-unob}$  = Unobstructed Cross Sectional Area of Flare Tip  
 I.D.<sub>T</sub> = Inside Diameter of Flare Tip

Example: I.D.<sub>T</sub> = 41.5 inches

$$A_{tip-unob} = \pi * (41.5)^2 / 4$$

$$A_{tip-unob} = 1353 \text{ Sq. inches}$$

**Incorporated Consent Decree Requirements**

**Appendix 1.4**

**Flare Gas Recovery Systems – Description and Compliance Dates**

<b>Covered Facility</b>	<b>Covered Flares</b>	<b>FGRS Nominal Design Capacity (mscf/Day)</b>	<b>FGRS ID/ Nominal Design Capacity (mscf/Day)</b>	<b>FGRS Type</b>	<b>Compliance Deadline for Installation and Commencing Operation</b>
Baytown Olefins Plant	Primary Flare (EPN: FLARE1); Secondary Flare (EPN: FLARE2); and BOP-X Flare (EPN: FLAREX)	5.3	C-03 (5.3)	1 Compressor, with warehouse spare: 1 screw compressor	June 6, 2018



## Incorporated Consent Decree Requirements

### Appendix 1.5

#### Fenceline Monitoring Requirements

1. **Applicability.** The requirements of this Fenceline Monitoring Project apply to this permit holder.
2. **Timing and Public Transparency.** No later than 270 Days after the June 6, 2018, the permit holder must submit in writing to EPA a report: a) showing the location of all monitors that will be utilized to comply with the Monitoring Requirements of Paragraph 3 below and b) providing a URL to a mockup of the publicly available website to be used to report monitoring data pursuant to this Fenceline Monitoring Project.

The Fenceline Monitoring Systems described in the Paragraph 3 below must commence collecting data 365 Days after the June 6, 2018.

The permit holder must post to a publicly available website each individual sample result for each monitor, each biweekly annual average concentration difference value (once annual averages are available), and any corrective action plan submitted to EPA pursuant to Paragraph 3(g)(corrective action plans posted to the website may be redacted to protect confidential business information). The permit holder must post each individual sample result for each monitor within two weeks of the end of the biweekly sampling period or within one week of sampling collected pursuant to the “alternative sampling frequency for burden reduction” requirements set forth in Paragraph 3(e)(3) below. The permit holder must post each annual average difference value within 45 Days of the sampling period that allows the creation of a new annual average difference value. The data must be presented in a tabular format.

#### 3. Monitoring Requirements.

- (a) The permit holder must commence sampling along the property boundary of the facility. The permit holder must collect and analyze the samples in accordance with Methods 325A and 325B of Appendix A to 40 C.F.R. Part 63 (Test Methods – Pollutant Measurement Methods from Various Waste Media) (hereafter “Rule Appendix A”) and sub- Paragraphs 3(b) through 3(h).
- (b) The target analyte for the Fenceline Monitoring Systems is benzene.
- (c) Siting of monitors. The permit holder must determine the passive monitor locations comprising each Fenceline Monitoring System in accordance with Section 8.2 of Method 325A of Rule Appendix A.
  - (1) As it pertains to this Fenceline Monitoring Project, known sources of VOCs, as used in Section 8.2.1.3 in Method 325A of Rule Appendix A for siting passive monitors means a wastewater treatment unit, process unit, or any emission source requiring HAP control according to the requirements of any state or federal air permit applicable to the facility, including marine vessel loading operations. For marine loading operations that are located offshore, one passive monitor should be sited on the shoreline adjacent to the dock.

- (2) The permit holder must collect at least one co-located duplicate sample for every 10 field samples per sampling period and at least two field blanks per sampling period, as described in Section 9.3 in Method 325A of Rule Appendix A. The co-located duplicates may be collected at any one of the perimeter sampling locations.
  - (3) The permit holder must follow the procedure in Section 9.6 of Method 325B of Rule Appendix A to determine the detection limit of benzene for each sampler used to collect samples and co-located samples and blanks. Each monitor used to conduct sampling in accordance with this Appendix must have a detection limit that is at least an order of magnitude lower than the benzene action level.
- (d) Collection of meteorological data. The permit holder must collect and record meteorological data according to the applicable requirements in sub-Paragraphs 3(d)(1) and 3(d)(2).
- (1) The permit holder must collect and record the average temperature and barometric pressure during each sampling period using either an on-site meteorological station in accordance with Section 8.3 of Method 325A of Rule Appendix A or, alternatively, using data from a United States Weather Service (USWS) meteorological station provided the USWS meteorological station is within 40 kilometers (25 miles) of the applicable facility.
  - (2) If an on-site meteorological station is used, the permit holder must follow the calibration and standardization procedures for meteorological measurements in EPA-454/B-08-002 and at:  
[http://www3.epa.gov/ttnamti1/files/ambient/met/Volume\\_IV\\_Meteorological\\_Measurements.pdf](http://www3.epa.gov/ttnamti1/files/ambient/met/Volume_IV_Meteorological_Measurements.pdf).
- (e) Sampling Frequency. The permit holder must use a sampling period and sampling frequency as specified in this sub-Paragraph 3(e).
- (1) Sampling period. A 14-Day sampling period must be used, unless a shorter sampling period is determined to be necessary under Paragraph 3(g). A sampling period is defined as the period during which sampling tube is deployed at a specific sampling location with the diffusive sampling end cap in-place. The sampling period does not include the time required to analyze the sample. For the purpose of this sub-Paragraph, a 14-Day sampling period may be no shorter than 13 calendar days and no longer than 15 calendar days, but the routine sampling period must be 14 calendar days.
  - (2) Base sampling frequency. Except as provided in Paragraph 3(e)(3), the frequency of sample collection must be once each contiguous 14-Day sampling period, such that the beginning of the next 14-Day sampling period begins immediately upon the completion of the previous 14-Day sampling period.
  - (3) Alternative sampling frequency for burden reduction. When an individual monitor consistently, as defined in sub-Paragraph 3(e)(3)(i) through (v), yields results at or below 0.9 micrograms per cubic meter ( $\mu\text{g}/\text{m}^3$ ), the permit holder may elect to use the applicable minimum sampling frequency specified in Paragraph 3(e)(3)(i) through (v) for that individual monitoring site. When calculating  $\Delta c$  (as defined in Paragraph 3(f)) for the monitoring period when using this alternative for burden reduction, zero must be substituted for the sample result for the monitoring site for any period where a sample is not taken.

- (i) If every sample at an individual monitoring site is at or below  $0.9 \mu\text{g}/\text{m}^3$  for 2 years (52 consecutive samples), every other sampling period can be skipped for that individual monitoring site, i.e., sampling will occur approximately once per month.
  - (ii) If every sample at an individual monitoring site that is monitored at the frequency specified in Paragraph 3(e)(3)(i) is at or below  $0.9 \mu\text{g}/\text{m}^3$  for 2 years (i.e., 26 consecutive “monthly” samples), five 14-Day sampling periods can be skipped for that individual monitoring site following each period of sampling, i.e., sampling will occur approximately once per quarter.
  - (iii) If every sample at an individual monitoring site that is monitored at the frequency specified in Paragraph 3(e)(3)(ii) is at or below  $0.9 \mu\text{g}/\text{m}^3$  for 2 years (i.e., 8 consecutive quarterly samples), twelve 14-Day sampling periods can be skipped for that individual monitoring site following each period of sampling, i.e., sampling will occur twice a year.
  - (iv) If every sample at an individual monitoring site that is monitored at the frequency specified in Paragraph 3(e)(3)(iii) is at or below  $0.9 \mu\text{g}/\text{m}^3$  for 2 years (i.e., 4 consecutive semi-annual samples), only one sample per year is required for that individual monitoring site. For yearly sampling, samples must occur at least 10 months but no more than 14 months apart.
  - (v) If at any time a sample for an individual monitoring site that is monitored at the frequency specified in Paragraphs 3(e)(3)(i) through (iv) returns a result that is above  $0.9 \mu\text{g}/\text{m}^3$ , that sampling site must return to the original sampling requirements of contiguous 14-Day sampling periods with no skip periods for one quarter (six 14-Day sampling periods). If every sample collected during this quarter is at or below  $0.9 \mu\text{g}/\text{m}^3$ , the permit holder may revert back to the reduced monitoring frequency applicable for that individual monitoring site immediately prior to the sample reading exceeding  $0.9 \mu\text{g}/\text{m}^3$ . If any sample collected during this quarter is above  $0.9 \mu\text{g}/\text{m}^3$ , that individual monitoring site must return to the original sampling requirements of contiguous 14-Day sampling periods with no skip periods for a minimum of two years. The burden reduction requirements can be used again for that monitoring site once the requirements of Paragraph 3(e)(3)(i) are met again, i.e., after 52 contiguous 14-Day samples with no results above  $0.9 \mu\text{g}/\text{m}^3$ .
- (f) Action Level. Within 45 Days of completion of each sampling period, the permit holder must determine whether the results are above or below the action level as follows:
- (1) The permit holder must determine the benzene difference concentration ( $\Delta c$ ) for each 14-Day sampling period by determining the highest and lowest sample results for benzene concentrations from the sample pool and calculating the  $\Delta c$  as the difference in these concentrations. The permit holder must adhere to the following procedures when one or more samples for the sampling period are below the method detection limit for benzene:
    - (i) If the lowest detected value of benzene is below detection, the permit holder must use zero as the lowest sample result when calculating  $\Delta c$ .

- (ii) If all sample results are below the method detection limit, the permit holder must use the method detection limit as the highest sample result.
  - (2) The permit holder must calculate the annual average  $\Delta c$  based on the average of the 26 most recent 14-Day sampling periods. The permit holder must update this annual average value after receiving the results of each subsequent 14-Day sampling period (i.e., on a “rolling” basis).
  - (3) The action level for benzene is  $9 \mu\text{g}/\text{m}^3$  on an annual average basis. If the annual average  $\Delta c$  value for benzene is less than or equal to  $9 \mu\text{g}/\text{m}^3$ , the concentration is below the action level. If the annual average  $\Delta c$  value for benzene is greater than  $9 \mu\text{g}/\text{m}^3$ , the concentration is above the action level, and the permit holder must conduct a root cause analysis and corrective action in accordance with Paragraph 3(g).
- (g) Root Cause Analysis and Corrective Action. Within 5 Days of determining that the action level has been exceeded for any annual average  $\Delta c$  and no longer than 50 Days after completion of the sampling period, the permit holder must initiate a root cause analysis to determine the cause of such exceedance and to determine appropriate corrective action, such as those described in Paragraphs 3(g)(1) through (4). The root cause analysis and initial corrective action analysis must be completed and initial corrective actions taken no later than 45 Days after determining there is an exceedance. Root cause analysis and corrective action may include, but is not limited to:
- (1) Leak inspection using Method 21 of 40 C.F.R. Part 60, Appendix A-7 and repairing any leaks found.
  - (2) Leak inspection using optical gas imaging and repairing any leaks found.
  - (3) Visual inspection to determine the cause of the high benzene emissions and implementing repairs to reduce the level of emissions.
  - (4) Employing progressively more frequent sampling, analysis and meteorology (e.g., using shorter sampling periods for Methods 325A and 325B of Appendix A of 40 C.F.R. Part 63, or using active sampling techniques).
- (h) If, after completing the corrective action analysis and corrective actions such as those described in Paragraph 3(g), the  $\Delta c$  value for the next 14-Day sampling period for which the sampling start time begins after the completion of the corrective actions is greater than  $9 \mu\text{g}/\text{m}^3$  or if all corrective action measures identified require more than 45 Days to implement, the permit holder must develop a corrective action plan that describes the corrective action(s) completed to date, additional measures that the permit holder proposes to employ to reduce fenceline concentrations below the action level, and a schedule for completion of these measures. The permit holder must submit the corrective action plan to EPA within 60 Days after receiving the analytical results indicating that the  $\Delta c$  value for the 14-Day sampling period following the completion of the initial corrective action is greater than  $9 \mu\text{g}/\text{m}^3$  or, if no initial corrective actions were identified, no later than 60 Days following the completion of the corrective action analysis required in Paragraph 3(g).

Date: September 16, 2019

Emission Sources - Maximum Allowable Emission Rates  
Flexible Permit Numbers 3452, PSDTX302M2 and PAL6

This table lists the maximum allowable emission rates and all sources of air contaminants on the applicant's property covered by this permit. The emission rates shown are those derived from information submitted as part of the application for permit and are the maximum rates allowed for these facilities, sources, and related activities. Any proposed increase in emission rates may require an application for a modification of the facilities covered by this permit.

Air Contaminants Data

Emission Point No. (1)	Source Name (2)	Air Contaminant Name (3)	Emission Rates	
			lbs/hour	TPY (4)
<b>NO<sub>x</sub> Sources</b>				
CAF01-ST	Furnace AF-01			
CBF01-ST	Furnace BF-01			
CCF01-ST	Furnace CF-01			
CDF01-ST	Furnace DF-01			
CEF01-ST	Furnace EF-01			
CFF01-ST	Furnace FF-01			
CGF01-ST	Furnace GF-01			
CHF01-ST	Furnace HF-01			
CIF01-ST	Furnace IF-01			
CJF01-ST	Furnace JF-01			
COF01-ST	Furnace OF-01			
CQF01-ST	Furnace QF-01			
XAF01-ST	Furnace XAF-01			
XBF01-ST	Furnace XBF-01			
XCF01-ST	Furnace XCF-01			
XDF01-ST	Furnace XDF-01			
XEF01-ST	Furnace XEF-01			
XFF01-ST	Furnace XFF-01			
XGF01-ST	Furnace XGF-01			
XHF01-ST	Furnace XHF-01			
XGF01-DEC	Decoking Stack XGF-01 and XHF-01			
E-7-1	Boiler A			
E-7-1	Boiler B			
E-7-1	Boiler C			
E-7-1	Boiler D			
HRSG1	39 MW Gas Turbine			
HRSG2	39 MW Gas Turbine			
HRSG3	39 MW Gas Turbine			
HRSG4	95.5 MW Gas Turbine			
HRSG1	Steam Generator			
HRSG2	Steam Generator			
HRSG3	Steam Generator			
HRSG4	Steam Generator			
HRSG5	164 MW Gas Turbine			
DIESEL1A	Diesel Engine			
DIESEL4	Diesel Engine			
DIESELFW	Diesel Engine			

## Emission Sources - Maximum Allowable Emission Rates

Emission Point No. (1)	Source Name (2)	Air Contaminant Name (3)	Emission Rates	
			lbs/hour	TPY (4)
FLARE1	Primary Flare			
FLARE2	Secondary Flare			
FLAREX	Expansion Flare			
XZL16	Emergency Generator			
ICSTG01	Train 1 Diesel Starter Engine			
ICSTG02	Train 2 Diesel Starter Engine			
ICSTG03	Train 3 Diesel Starter Engine			
ZP11DSL1	Diesel Pump			
ZP11DSL2	Diesel Pump			
COMBUSTSU	Combustion Unit			
EQPERIODIC	Periodic Equipment Leaks			
FLPERIODIC	Periodic Flaring			
INPERIODIC	Periodic Instrument Failure			
MAINANALYZ	Maintenance Analyzers			
MAINBOIL	Maintenance Boilers			
MAINCOMP	Maintenance Compressors			
MAINEXCH	Maintenance Exchangers			
MAINFURN	Maintenance Furnaces			
MAININSTR	Maintenance Instruments			
MAINPIPE	Maintenance Pipe			
MAINPUMP	Maintenance Pumps			
MAINTANKTO	Combustion Control Device			
MAINVALVE	Maintenance Valve			
MAINVESS	Maintenance Vessels			
<b>Final Flex Emission Cap</b>		NO <sub>x</sub>	1630.75	2448.71
<b>Final MSS Emission Cap</b>		NO <sub>x</sub> (7)	143.79	401.8
<b>VOC Sources</b>				
CAF01-ST	Furnace AF-01			
CBF01-ST	Furnace BF-01			
CCF01-ST	Furnace CF-01			
CDF01-ST	Furnace DF-01			
CEF01-ST	Furnace EF-01			
CFF01-ST	Furnace FF-01			
CGF01-ST	Furnace GF-01			
CHF01-ST	Furnace HF-01			
CIF01-ST	Furnace IF-01			
CJF01-ST	Furnace JF-01			
COF01-ST	Furnace OF-01			
CQF01-ST	Furnace QF-01			
XAF01-ST	Furnace XAF-01			
XBF01-ST	Furnace XBF-01			
XCF01-ST	Furnace XCF-01			
XDF01-ST	Furnace XDF-01			

## Emission Sources - Maximum Allowable Emission Rates

Emission Point No. (1)	Source Name (2)	Air Contaminant Name (3)	Emission Rates	
			lbs/hour	TPY (4)
XEF01-ST	Furnace XEF-01			
XFF01-ST	Furnace XFF-01			
XGF01-ST	Furnace XGF-01			
XHF01-ST	Furnace XHF-01			
XGF01-DEC	Decoking Stack XGF-01 and XHF-01			
E-7-1	Boiler A			
E-7-1	Boiler B			
E-7-1	Boiler C			
E-7-1	Boiler D			
HRSG1	39 MW Gas Turbine			
HRSG2	39 MW Gas Turbine			
HRSG3	39 MW Gas Turbine			
HRSG4	95.5 MW Gas Turbine			
HRSG1	Steam Generator			
HRSG2	Steam Generator			
HRSG3	Steam Generator			
HRSG4	Steam Generator			
HRSG5	164 MW Gas Turbine			
DIESEL1A	Diesel Engine			
DIESEL4	Diesel Engine			
DIESELFW	Diesel Engine			
FLARE1	Primary Flare			
FLARE2	Secondary Flare			
FLAREX	Expansion Flare			
ZP11DSL1	Diesel Pump			
ZP11DSL2	Diesel Pump			
BOPCT	Cooling Tower (5)			
ICSTG01	Train 1 Diesel Starter Engine			
ICSTG02	Train 2 Diesel Starter Engine			
ICSTG03	Train 3 Diesel Starter Engine			
XZL16	Emergency Generator			
CSS	Storm Sewer			
BOPXCT	Cooling Tower (5)			
BOPFUG	Fugitives (5)			
ND08	ND-08 Vent			
TTAILS	Safety Relief Valves			
ANALYZ	Analyzer Vents			
RD16	RD-16 Vent			
PROCSEWR	Process Sewer			
LC01-VE	Compressor Drain Vents			
LC01-RES	Compressor Drain Vents			
VC01-VE	Compressor Drain Vents			
VC01-RES	Compressor Drain Vents			
PC01-VE	Compressor Drain Vents			
PC01-RES	Compressor Drain Vents			
WWTBIOX	Biological Oxidation			



## Emission Sources - Maximum Allowable Emission Rates

Emission Point No. (1)	Source Name (2)	Air Contaminant Name (3)	Emission Rates	
			lbs/hour	TPY (4)
LABVENT	Lab Vent			
PAINTING	Painting			
ZTK05	Feed Tank ZTK-05			
ZTK06	Feed Tank ZTK-06			
ZTK07	Feed Tank ZTK-07			
ZTK08	Feed Tank ZTK-08			
ZTK09A	Steam Cracked Tar Tank ZTK-09A			
ZTK09B	Steam Cracked Tar Tank ZTK-09B			
ZTK10	Feed Tank ZTK-10			
ZTK11	Quench Oil Tank ZTK-11			
ZTK12A	Slop Oil Tank ZTK-12A			
ZTK12B	Slop Oil Tank ZTK-12B			
ZTK13	Spent Caustic Tank ZTK13			
MD20	Inhibitor Tank MD-20			
MTK01	Methanol/Propanol Tank MTK-01			
UTK01	Gas Oil Inhibitor Tank UTK-01			
UTK102A	Tank UTK-102A			
UTK102B	Tank UTK-102B			
XZLTK16	Diesel Fuel Tank			
XZTK05	WW Equalization Tank			
XZTK06	Spent Caustic Tank			
XZTK07	Pyrolysis Fuel Oil Tank			
XZTK11	Wash Oil Tank			
XZMIS01	Oil Mist Tank			
XZMIS02	Oil Mist Tank			
XZMIS03	Oil Mist Tank			
XZMIS04	Oil Mist Tank			
ZLTK01	Tank ZLTK-01A			
ZTK25	Tank ZTK25			
ZTK28	Tank ZTK28			
PIPEFUG	Piping Fugitives (5)			
COMBUSTSU	Combustion Startup			
CONSUMABLE	Consumables			
EQPERIODIC	Periodic Equipment Leaks			
FLPERIODIC	Periodic Flaring			
FRACTMSS	Frac Tanks			
INPERIODIC	Periodic Instrument Failure			
MAINANALYZ	Maintenance Analyzers			
MAINBOIL	Maintenance Boilers			
MAINCOMP	Maintenance Compressors			
MAINEXCH	Maintenance Exchangers			
MAININSTR	Maintenance Instruments			
MAINFURN	Maintenance Furnaces			
MAINPIPE	Maintenance Pipe			
MAINPUMP	Maintenance Pumps			
MAINTANKTO	Combustion Control Device			

Emission Sources - Maximum Allowable Emission Rates

Emission Point No. (1)	Source Name (2)	Air Contaminant Name (3)	Emission Rates	
			lbs/hour	TPY (4)
MAINVALVE	Maintenance Valve			
MAINVESS	Maintenance Vessels			
TANKMSS	Storage Tank Maintenance			
TSAMSS	Thermal Spray Aluminum			
VACTRKMSS	Vacuum Trucks			
<b>Final Flex Emission Cap</b>		VOC	709.48	435.77
<b>Final MSS Emission Cap</b>		VOC (7)	416.1	42.04
<b>CO Sources</b>				
CAF01-ST	Furnace AF-01			
CBF01-ST	Furnace BF-01			
CCF01-ST	Furnace CF-01			
CDF01-ST	Furnace DF-01			
CEF01-ST	Furnace EF-01			
CFF01-ST	Furnace FF-01			
CGF01-ST	Furnace GF-01			
CHF01-ST	Furnace HF-01			
CIF01-ST	Furnace IF-01			
CJF01-ST	Furnace JF-01			
COF01-ST	Furnace OF-01			
CQF01-ST	Furnace QF-01			
XAF01-ST	Furnace XAF-01			
XBF01-ST	Furnace XBF-01			
XCF01-ST	Furnace XCF-01			
XDF01-ST	Furnace XDF-01			
XEF01-ST	Furnace XEF-01			
XFF01-ST	Furnace XFF-01			
XGF01-ST	Furnace XGF-01			
XHF01-ST	Furnace XHF-01			
E-7-1	Boiler A			
E-7-1	Boiler B			
E-7-1	Boiler C			
E-7-1	Boiler D			
HRSG1	39 MW Gas Turbine			
HRSG2	39 MW Gas Turbine			
HRSG3	39 MW Gas Turbine			
HRSG4	95.5 MW Gas Turbine			
HRSG1	Steam Generator			
HRSG2	Steam Generator			
HRSG3	Steam Generator			
HRSG4	Steam Generator			
HRSG5	164 MW Gas Turbine			
CAF01-DEC	Decoking Stack AF-01			
CBF01-DEC	Decoking Stack BF-01			

## Emission Sources - Maximum Allowable Emission Rates

Emission Point No. (1)	Source Name (2)	Air Contaminant Name (3)	Emission Rates	
			lbs/hour	TPY (4)
CCF01-DEC	Decoking Stack CF-01			
CDF01-DEC	Decoking Stack DF-01			
CEF01-DEC	Decoking Stack EF-01			
CFF01-DEC	Decoking Stack FF-01			
CGF01-DEC	Decoking Stack GF-01			
CHF01-DEC	Decoking Stack HF-01			
CIF01-DEC	Decoking Stack IF-01			
CJF01-DEC	Decoking Stack JF-01			
COF01-DEC	Decoking Stack OF-01			
CQF01-DEC	Decoking Stack QF-01			
XAF01-DEC	Decoking Stack XAF-01			
XBF01-DEC	Decoking Stack XBF-01			
XCF01-DEC	Decoking Stack XCF-01			
XDF01-DEC	Decoking Stack XDF-01			
XEF01-DEC	Decoking Stack XEF-01			
XFF01-DEC	Decoking Stack XFF-01			
XGF01-DEC	Decoking Stack XGF-01 and XHF-01			
DIESEL1A	Diesel Engine			
DIESEL4	Diesel Engine			
DIESELFW	Diesel Engine			
FLARE1	Primary Flare			
FLARE2	Secondary Flare			
FLAREX	Expansion Flare			
XZL16	Emergency Generator			
BOPFUG	Fugitives (5)			
ND08	ND-08 Vent			
ICSTG01	Train 1 Diesel Starter Engine			
ICSTG02	Train 2 Diesel Starter Engine			
ICSTG03	Train 3 Diesel Starter Engine			
ZP11DSL1	Diesel Pump			
ZP11DSL2	Diesel Pump			
COMBUSTSU	Combustion Startup			
EQPERIODIC	Periodic Equipment Leaks			
FLPERIODIC	Periodic Flaring			
INPERIODIC	Periodic Instrument Failure			
MAINANALYZ	Maintenance Analyzers			
MAININSTR	Maintenance Instruments			
MAINPIPE	Maintenance Pipe			
MAINVALVE	Maintenance Valve			
MAINBOIL	Maintenance Boilers			
MAINCOMP	Maintenance Compressors			
MAINEXCH	Maintenance Exchangers			
MAINFURN	Maintenance Furnaces			
MAINPUMP	Maintenance Pumps			
MAINTANKTO	Combustion Control Device			
MAINVESS	Maintenance Vessels			

Emission Sources - Maximum Allowable Emission Rates

Emission Point No. (1)	Source Name (2)	Air Contaminant Name (3)	Emission Rates	
			lbs/hour	TPY (4)
Final Flex Emission Cap		CO	6627.58	2381.15
Final MSS Emission Cap		CO (7)	483.99	388.25

Emission Sources - Maximum Allowable Emission Rates

Emission Point No. (1)	Source Name (2)	Air Contaminant Name (3)	Emission Rates	
			lbs/hour	TPY (4)
<b>PM Sources</b>				
CAF01-ST	Furnace AF-01			
CBF01-ST	Furnace BF-01			
CCF01-ST	Furnace CF-01			
CDF01-ST	Furnace DF-01			
CEF01-ST	Furnace EF-01			
CFF01-ST	Furnace FF-01			
CGF01-ST	Furnace GF-01			
CHF01-ST	Furnace HF-01			
CIF01-ST	Furnace IF-01			
CJF01-ST	Furnace JF-01			
COF01-ST	Furnace OF-01			
CQF01-ST	Furnace QF-01			
XAF01-ST	Furnace XAF-01			
XBF01-ST	Furnace XBF-01			
XCF01-ST	Furnace XCF-01			
XDF01-ST	Furnace XDF-01			
XEF01-ST	Furnace XEF-01			
XFF01-ST	Furnace XFF-01			
XGF01-ST	Furnace XGF-01			
XHF01-ST	Furnace XHF-01			
E-7-1	Boiler A			
E-7-1	Boiler B			
E-7-1	Boiler C			
E-7-1	Boiler D			
HRSG1	39 MW Gas Turbine			
HRSG2	39 MW Gas Turbine			
HRSG3	39 MW Gas Turbine			
HRSG4	95.5 MW Gas Turbine			
HRSG1	Steam Generator			
HRSG2	Steam Generator			
HRSG3	Steam Generator			
HRSG4	Steam Generator			
HRSG5	164 MW Gas Turbine			
CAF01-DEC	Decoking Stack AF-01			
CBF01-DEC	Decoking Stack BF-01			
CCF01-DEC	Decoking Stack CF-01			
CDF01-DEC	Decoking Stack DF-01			
CEF01-DEC	Decoking Stack EF-01			
CFF01-DEC	Decoking Stack FF-01			
CGF01-DEC	Decoking Stack GF-01			
CHF01-DEC	Decoking Stack HF-01			
CIF01-DEC	Decoking Stack IF-01			
CJF01-DEC	Decoking Stack JF-01			
COF01-DEC	Decoking Stack OF-01			

Emission Sources - Maximum Allowable Emission Rates

Emission Point No. (1)	Source Name (2)	Air Contaminant Name (3)	Emission Rates	
			lbs/hour	TPY (4)
CQF01-DEC	Decoking Stack QF-01			
XAF01-DEC	Decoking Stack XAF-01			
XBF01-DEC	Decoking Stack XBF-01			
XCF01-DEC	Decoking Stack XCF-01			
XDF01-DEC	Decoking Stack XDF-01			
XEF01-DEC	Decoking Stack XEF-01			
XFF01-DEC	Decoking Stack XFF-01			
XGF01-DEC	Decoking Stack XGF-01 and XHF-01			
DIESEL1A	Diesel Engine			
DIESEL4	Diesel Engine			
DIESELFW	Diesel Engine			
XZL16	Emergency Generator			
LUBE1	Gas Turbine Lube Oil Vent			
ICSTG01	Train 1 Diesel Starter Engine			
ICSTG02	Train 2 Diesel Starter Engine			
ICSTG03	Train 3 Diesel Starter Engine			
ZP11DSL1	Diesel Pump			
ZP11DSL2	Diesel Pump			
ABRASBLAST	Dry Abrasive Blasting			
COMBUSTSU	Combustion Startup			
EQPERIODIC	Period Equipment Leaks			
FLPERIODIC	Period Flaring			
INPERIODIC	Periodic Instrument Failure			
MAINANALYZ	Maintenance Analyzers			
MAINBOIL	Maintenance Boilers			
MAINCOMP	Maintenance Compressors			
MAINEXCH	Maintenance Exchangers			
MAINFURN	Maintenance Furnaces			
MAININSTR	Maintenance Instruments			
MAINPIPE	Maintenance Pipe			
MAINPUMP	Maintenance Pumps			
MAINTANKTO	Combustion Control Device			
MAINVALVE	Maintenance Valve			
MAINVESSE	Maintenance Vessels			
TANKMSS	Storage Tank Maintenance			
TSAMSS	Thermal Spray Aluminum			
<b>Final Flex Emission Cap</b>		PM	337.49	365.62
<b>Final MSS Emission Cap</b>		PM (7)	16.77	14.61

## Emission Sources - Maximum Allowable Emission Rates

Emission Point No. (1)	Source Name (2)	Air Contaminant Name (3)	Emission Rates	
			lbs/hour	TPY (4)
<b>SO<sub>2</sub> Sources</b>				
CAF01-ST	Furnace AF-01			
CBF01-ST	Furnace BF-01			
CCF01-ST	Furnace CF-01			
CDF01-ST	Furnace DF-01			
CEF01-ST	Furnace EF-01			
CFF01-ST	Furnace FF-01			
CGF01-ST	Furnace GF-01			
CHF01-ST	Furnace HF-01			
CIF01-ST	Furnace IF-01			
CJF01-ST	Furnace JF-01			
COF01-ST	Furnace OF-01			
CQF01-ST	Furnace QF-01			
XAF01-ST	Furnace XAF-01			
XBF01-ST	Furnace XBF-01			
XCF01-ST	Furnace XCF-01			
XDF01-ST	Furnace XDF-01			
XEF01-ST	Furnace XEF-01			
XFF01-ST	Furnace XFF-01			
XGF01-ST	Furnace XGF-01			
XHF01-ST	Furnace XHF-01			
E-7-1	Boiler A			
E-7-1	Boiler B			
E-7-1	Boiler C			
E-7-1	Boiler D			
HRSG1	39 MW Gas Turbine			
HRSG2	39 MW Gas Turbine			
HRSG3	39 MW Gas Turbine			
HRSG4	95.5 MW Gas Turbine			
HRSG1	Steam Generator			
HRSG2	Steam Generator			
HRSG3	Steam Generator			
HRSG4	Steam Generator			
HRSG5	164 MW Gas Turbine			
DIESEL1A	Diesel Engine			
DIESEL4	Diesel Engine			
DIESELFW	Diesel Engine			
FLARE1	Primary Flare			
FLARE2	Secondary Flare			
FLAREX	Expansion Flare			
XZL16	Emergency Generator			
ICSTG01	Train 1 Diesel Starter Engine			
ICSTG02	Train 2 Diesel Starter Engine			
ICSTG03	Train 3 Diesel Starter Engine			
COMBUSTSU	Combustion Startup			

Emission Sources - Maximum Allowable Emission Rates

Emission Point No. (1)	Source Name (2)	Air Contaminant Name (3)	Emission Rates	
			lbs/hour	TPY (4)
EQPERIODIC	Periodic Equipment Leaks			
FLPERIODIC	Periodic Flaring			
INPERIODIC	Periodic Instrument Failure			
MAINANALYZ	Maintenance Analyzers			
MAINBOIL	Maintenance Boilers			
MAINCOMP	Maintenance Compressors			
MAINEXCH	Maintenance Exchangers			
MAINFURN	Maintenance Furnaces			
MAININSTR	Maintenance Instruments			
MAINPIPE	Maintenance Pipe			
MAINPUMP	Maintenance Pumps			
MAINTANKTO	Combustion Control Device			
MAINVALVE	Maintenance Valve			
MAINVESS	Maintenance Vessels			
<b>Final Flex Emission Cap</b>		SO <sub>2</sub>	441.28	182.79
<b>Final MSS Emission Cap (7)</b>		SO <sub>2</sub> (7)	30.34	40.74



Emission Sources - Maximum Allowable Emission Rates

Emission Point No. (1)	Source Name (2)	Air Contaminant Name (3)	Emission Rates	
			lbs/hour	TPY (4)
<b>NH<sub>3</sub> Sources</b>				
HRSG1	39 MW Gas Turbine			
HRSG2	39 MW Gas Turbine			
HRSG3	39 MW Gas Turbine			
HRSG1	Steam Generator			
HRSG2	Steam Generator			
HRSG3	Steam Generator			
HRSG5	164 MW Gas Turbine			
PIPEFUG	Piping Fugitives (5)			
XGF-01-ST	Furnace XGF-01			
XHF01-ST	Furnace XHF-01			
NH3LOAD	Ammonia Loading			
ZP11DSL1	Diesel Pump			
ZP11DSL2	Diesel Pump			
FRACTMSS	Frac Tanks			
EQPERIODIC	Periodic Equipment Leaks			
FLPERIODIC	Period Flaring			
INPERIODIC	Period Instrument Failure			
MAINANALYZ	Maintenance Analyzers			
MAINBOIL	Maintenance Boilers			
MAINCOMP	Maintenance Compressors			
MAINEXCH	Maintenance Exchangers			
MAINFURN	Maintenance Furnaces			
MAININSTR	Maintenance Instruments			
MAINPIPE	Maintenance Pipe			
MAINPUMP	Maintenance Pumps			
MAINTANKTO	Combustion Control Device			
MAINVALVE	Maintenance Valve			
MAINVESS	Maintenance Vessels			
TANKMSS	Storage Tank Maintenance			
<b>Final Flex Emission Cap</b>		NH <sub>3</sub>	51.8	196.24
<b>Final MSS Emission Cap</b>		NH <sub>3</sub> (7)	16.67	0.29
<b>H<sub>2</sub>SO<sub>4</sub> Sources</b>				
CAF01-ST	Furnace AF-01			
CBF01-ST	Furnace BF-01			
CCF01-ST	Furnace CF-01			
CDF01-ST	Furnace DF-01			
CEF01-ST	Furnace EF-01			
CFF01-ST	Furnace FF-01			
CGF01-ST	Furnace GF-01			
CHF01-ST	Furnace HF-01			
CIF01-ST	Furnace IF-01			

Emission Sources - Maximum Allowable Emission Rates

Emission Point No. (1)	Source Name (2)	Air Contaminant Name (3)	Emission Rates	
			lbs/hour	TPY (4)
CJF01-ST	Furnace JF-01			
COF01-ST	Furnace OF-01			
CQF01-ST	Furnace QF-01			
XAF01-ST	Furnace XAF-01			
XBF01-ST	Furnace XBF-01			
XCF01-ST	Furnace XCF-01			
XDF01-ST	Furnace XDF-01			
XEF01-ST	Furnace XEF-01			
XFF01-ST	Furnace XFF-01			
XGF01-ST	Furnace XGF-01			
XHF01-ST	Furnace XHF-01			
E-7-1	Boiler A			
E-7-1	Boiler B			
E-7-1	Boiler C			
E-7-1	Boiler D			
HRSG1	39 MW Gas Turbine			
HRSG2	39 MW Gas Turbine			
HRSG3	39 MW Gas Turbine			
HRSG4	95.5 MW Gas Turbine			
HRSG1	Steam Generator			
HRSG2	Steam Generator			
HRSG3	Steam Generator			
HRSG4	Steam Generator			
HRSG5	164 MW Gas Turbine			
DIESEL1A	Diesel Engine			
DIESEL4	Diesel Engine			
DIESELFW	Diesel Engine			
XZL16	Emergency Generator			
FLARE1	Primary Flare			
FLARE2	Secondary Flare			
FLAREX	Expansion Flare			
COMBUSTSU	Combustion Startup			
EQPERIODIC	Periodic Equipment Leaks			
FLPERIODIC	Periodic Flaring			
FRACTMSS	Frac Tanks			
INPERIODIC	Periodic Instrument Failure			
MAINANALYZ	Maintenance Analyzers			
MAINBOIL	Maintenance Boilers			
MAINCOMP	Maintenance Compressors			
MAINEXCH	Maintenance Exchangers			
MAINFURN	Maintenance Furnaces			
MAININSTR	Maintenance Instruments			
MAINPIPE	Maintenance Pipe			
MAINPUMP	Maintenance Pumps			
MAINVALVE	Maintenance Valve			
MAINVESS	Maintenance Vessels			

Emission Sources - Maximum Allowable Emission Rates

Emission Point No. (1)	Source Name (2)	Air Contaminant Name (3)	Emission Rates	
			lbs/hour	TPY (4)
TANKMSS VACTRMSS	Storage Tank Maintenance Vacuum Truck			
<b>Final Flex Emission Cap</b>		H <sub>2</sub> SO <sub>4</sub>	34.21	17.94
<b>MSS Emission Cap</b>		H <sub>2</sub> SO <sub>4</sub> (7)	6.66	3.4
<b>Individual Emission Limits</b>				
XHF01-ST	Furnace XHF-01	PM <sub>10</sub>	3.66	2.39
		PM <sub>2.5</sub>	3.66	2.39
XGF01-DEC	Decoking Stack XGF-01	PM <sub>10</sub>	16.60	1.99
		PM <sub>2.5</sub>	14.48	1.74
<b>Maintenance, Start-Up, and Shutdown (MSS) Limits Case I - Duct Burners Unfired (6)</b>				
HRSG1	39 MW Gas Turbine	NO <sub>x</sub>	364	---
		CO	688.73	---
		VOC	1	---
		PM	2.63	---
		SO <sub>2</sub>	1.9	---
		NH <sub>3</sub>	14.23	---
HRSG2	39 MW Gas Turbine	NO <sub>x</sub>	364	---
		CO	688.73	---
		VOC	1	---
		PM	2.63	---
		SO <sub>2</sub>	1.9	---
		NH <sub>3</sub>	14.23	---
HRSG3	39 MW Gas Turbine	NO <sub>x</sub>	364	---
		CO	688.73	---

Emission Sources - Maximum Allowable Emission Rates

Emission Point No. (1)	Source Name (2)	Air Contaminant Name (3)	Emission Rates	
			lbs/hour	TPY (4)
		VOC	1	---
		PM	2.63	---
		SO <sub>2</sub>	1.9	---
		NH <sub>3</sub>	14.23	---
HRSG4	95.5 MW Gas Turbine	NO <sub>x</sub>	980	---
		CO	1855.56	---
		VOC	3.26	---
		PM	5	---
		SO <sub>2</sub>	2.15	---
HRSG5	164 MW Gas Turbine	NO <sub>x</sub>	1080.12	---
		CO	2723.51	---
		VOC	24.61	---
		PM	18.00	---
		SO <sub>2</sub>	26.14	---
		NH <sub>3</sub>	26.61	---
		H <sub>2</sub> SO <sub>4</sub>	2.11	---
<b>Maintenance, Start-Up, and Shutdown (MSS) Limits Case 2- Duct Burners Fired (6)</b>				
HRSG1	39 MW Gas Turbine	NO <sub>x</sub>	396.9	---
		CO	716.59	---
		VOC	4.06	---
		PM	5.29	---
		SO <sub>2</sub>	7.3	---
		NH <sub>3</sub>	20.48	---

Emission Sources - Maximum Allowable Emission Rates

Emission Point No. (1)	Source Name (2)	Air Contaminant Name (3)	Emission Rates	
			lbs/hour	TPY (4)
HRSG2	39 MW Gas Turbine	NO <sub>x</sub>	396.9	---
		CO	716.59	---
		VOC	4.06	---
		PM	5.29	---
		SO <sub>2</sub>	7.3	---
		NH <sub>3</sub>	20.48	---
HRSG3	39 MW Gas Turbine	NO <sub>x</sub>	396.9	---
		CO	716.59	---
		VOC	4.06	---
		PM	5.29	---
		SO <sub>2</sub>	7.3	---
		NH <sub>3</sub>	20.48	---
HRSG4	95.5 MW Gas Turbine	NO <sub>x</sub>	1026	---
		CO	1893.1	---
		VOC	8.26	---
		PM	8.1	---
		SO <sub>2</sub>	11.15	---

## Emission Sources - Maximum Allowable Emission Rates

Emission Point No. (1)	Source Name (2)	Air Contaminant Name (3)	Emission Rates	
			lbs/hour	TPY (4)
HRSG5	164 MW Gas Turbine	NO <sub>x</sub>	1080.12	---
		CO	2723.51	---
		VOC	24.61	---
		PM	18.00	---
		SO <sub>2</sub>	26.14	---
		NH <sub>3</sub>	26.61	---
		H <sub>2</sub> SO <sub>4</sub>	2.11	---
<b>Plantwide Applicability Limits (PAL) (8, 9)</b>				
<b>NO<sub>x</sub> PAL</b>		NO <sub>x</sub>	---	2448.71
<b>VOC PAL</b>		VOC	---	435.77
<b>CO PAL</b>		CO	---	2381.15
<b>PM PAL</b>		PM	---	463.55
<b>SO<sub>2</sub> PAL</b>		SO <sub>2</sub>	---	182.79
<b>H<sub>2</sub>SO<sub>4</sub> PAL</b>		H <sub>2</sub> SO <sub>4</sub>	---	17.94

- (1) Emission point identification - either specific equipment designation or emission point number from plot plan.
- (2) Specific point source names. For fugitive sources use area name or fugitive source name.
- (3) NO<sub>x</sub> - total oxides of nitrogen  
CO - carbon monoxide  
VOC - volatile organic compounds as defined in Title 30 Texas Administrative Code § 101.1  
PM - total particulate matter, suspended in the atmosphere, including PM<sub>10</sub> and PM<sub>2.5</sub>, as represented  
PM<sub>10</sub> - total particulate matter equal to or less than 10 microns in diameter, including PM<sub>2.5</sub>, as represented  
PM<sub>2.5</sub> - particulate matter equal to or less than 2.5 microns in diameter  
SO<sub>2</sub> - sulfur dioxide  
NH<sub>3</sub> - ammonia  
H<sub>2</sub>SO<sub>4</sub> - sulfuric acid mist
- (4) Compliance with annual emission limits (tons per year) is based on a 12-month rolling period.
- (5) Fugitive emissions are an estimate only and should not be considered as a maximum allowable emission rate.

Emission Sources - Maximum Allowable Emission Rates

- (6) Case 1 and Case 2, maintenance, startup, and shutdown (MSS) conditions are applicable for a maximum of twelve hours at any one time. For any occurrence of MSS conditions described in Case 1 or Case 2 lasting more than twelve hours, notification shall be made to the Houston Regional Office of the Texas Commission on Environmental Quality.
- (7) Planned maintenance, startup, and shutdown (MSS) activities described in the permit special conditions.
- (8) PAL6 application for renewal must be submitted no later than six months before August 24, 2015.
- (9) The Plant-wide Applicability Limits listed on this MAERT shall not apply upon issuance of a standalone PAL6 Permit.

Date: August 25, 2022