

FEDERAL OPERATING PERMIT

A FEDERAL OPERATING PERMIT IS HEREBY ISSUED TO
The Dow Chemical Company

AUTHORIZING THE OPERATION OF
Dow Texas Operations Freeport
Hydrocarbons
All Other Basic Organic Chemical Manufacturing

LOCATED AT
Brazoria County, Texas
Latitude 28° 59' 27" Longitude 95° 24' 27"
Regulated Entity Number: RN100225945

This permit is issued in accordance with and subject to the Texas Clean Air Act (TCAA), Chapter 382 of the Texas Health and Safety Code and Title 30 Texas Administrative Code Chapter 122 (30 TAC Chapter 122), Federal Operating Permits. Under 30 TAC Chapter 122, this permit constitutes the permit holder's authority to operate the site and emission units listed in this permit. Operations of the site and emission units listed in this permit are subject to all additional rules or amended rules and orders of the Commission pursuant to the TCAA.

This permit does not relieve the permit holder from the responsibility of obtaining New Source Review authorization for new, modified, or existing facilities in accordance with 30 TAC Chapter 116, Control of Air Pollution by Permits for New Construction or Modification.

The site and emission units authorized by this permit shall be operated in accordance with 30 TAC Chapter 122, the general terms and conditions, special terms and conditions, and attachments contained herein.

This permit shall expire five years from the date of issuance. The renewal requirements specified in 30 TAC § 122.241 must be satisfied in order to renew the authorization to operate the site and emission units.

Permit No: 02213 Issuance Date: March 25, 2026



For the Commission

Table of Contents

Section	Page
General Terms and Conditions	1
Special Terms and Conditions:	1
Emission Limitations and Standards, Monitoring and Testing, and Recordkeeping and Reporting.....	1
Additional Monitoring Requirements	13
New Source Review Authorization Requirements	14
Compliance Requirements.....	14
Risk Management Plan	16
Protection of Stratospheric Ozone	16
Temporary Fuel Shortages (30 TAC § 112.15)	17
Alternative Requirements.....	17
Permit Location	17
Permit Shield (30 TAC § 122.148).....	18
Attachments	19
Applicable Requirements Summary.....	20
Additional Monitoring Requirements	189
Permit Shield.....	203
New Source Review Authorization References	236
Alternative Requirement.....	246
Appendix A.....	252
Acronym List	253
Appendix B.....	254

General Terms and Conditions

The permit holder shall comply with all terms and conditions contained in 30 TAC § 122.143 (General Terms and Conditions), 30 TAC § 122.144 (Recordkeeping Terms and Conditions), 30 TAC § 122.145 (Reporting Terms and Conditions), and 30 TAC § 122.146 (Compliance Certification Terms and Conditions).

In accordance with 30 TAC § 122.144(1), records of required monitoring data and support information required by this permit, or any applicable requirement codified in this permit, are required to be maintained for a period of five years from the date of the monitoring report, sample, or application unless a longer data retention period is specified in an applicable requirement. The five-year record retention period supersedes any less stringent retention requirement that may be specified in a condition of a permit identified in the New Source Review Authorization attachment.

If the permit holder chooses to demonstrate that this permit is no longer required, a written request to void this permit shall be submitted to the Texas Commission on Environmental Quality (TCEQ) by the Responsible Official in accordance with 30 TAC § 122.161(e). The permit holder shall comply with the permit's requirements, including compliance certification and deviation reporting, until notified by the TCEQ that this permit is voided.

The permit holder shall comply with 30 TAC Chapter 116 by obtaining a New Source Review authorization prior to new construction or modification of emission units located in the area covered by this permit.

All reports required by this permit must include in the submittal a cover letter which identifies the following information: company name, TCEQ regulated entity number, air account number (if assigned), site name, area name (if applicable), and Air Permits Division permit number(s).

Special Terms and Conditions:

Emission Limitations and Standards, Monitoring and Testing, and Recordkeeping and Reporting

1. Permit holder shall comply with the following requirements:
 - A. Emission units (including groups and processes) in the Applicable Requirements Summary attachment shall meet the limitations, standards, equipment specifications, monitoring, recordkeeping, reporting, testing, and other requirements listed in the Applicable Requirements Summary attachment to assure compliance with the permit.
 - B. The textual description in the column titled "Textual Description" in the Applicable Requirements Summary attachment is not enforceable and is not deemed as a substitute for the actual regulatory language. The Textual Description is provided for information purposes only.
 - C. A citation listed on the Applicable Requirements Summary attachment, which has a notation [G] listed before it, shall include the referenced section and subsection for all commission rules, or paragraphs for all federal and state regulations and all subordinate paragraphs, subparagraphs and clauses, subclauses, and items contained within the referenced citation as applicable requirements.
 - D. When a grouped citation, notated with a [G] in the Applicable Requirements Summary, contains multiple compliance options, the permit holder must keep records of when each compliance option was used.
 - E. Emission units subject to 40 CFR Part 63, Subparts CC, YY, EEEE, FFFF, or ZZZZ, as identified in the attached Applicable Requirements Summary table, are subject to 30 TAC

Chapter 113, Subchapter C, §§ 113.340, 113.560, 113.880, 113.890, or 113.1090, respectively, which incorporate the 40 CFR Part 63 Subparts by reference.

- F. For the purpose of generating emission reduction credits through 30 TAC Chapter 101, Subchapter H, Division 1 (Emission Credit Banking and Trading), the permit holder shall comply with the following requirements:
- (i) Title 30 TAC § 101.302 (relating to General Provisions)
 - (ii) Title 30 TAC § 101.303 (relating to Emission Reduction Credit Generation Certification)
 - (iii) Title 30 TAC § 101.304 (relating to Mobile Emission Reduction Credit Generation and Certification)
 - (iv) Title 30 TAC § 101.309 (relating to Emission Credit Banking and Trading)
 - (v) The terms and conditions by which the emission limits are established to generate the reduction credit are applicable requirements of this permit
- G. The permit holder shall comply with the following 30 TAC Chapter 101, Subchapter H, Division 3 (Mass Emission Cap and Trade Program) Requirements:
- (i) Title 30 TAC § 101.352 (relating to General Provisions)
 - (ii) Title 30 TAC § 101.353 (relating to Allocation of Allowances)
 - (iii) Title 30 TAC § 101.354 (relating to Allowance Deductions)
 - (iv) Title 30 TAC § 101.356 (relating to Allowance Banking and Trading)
 - (v) Title 30 TAC § 101.359 (relating to Reporting)
 - (vi) Title 30 TAC § 101.360 (relating to Level of Activity Certification)
 - (vii) The terms and conditions by which the emission limits are established to meet or exceed the cap are applicable requirements of this permit
- H. For the purpose of generating discrete emission reduction credits through 30 TAC Chapter 101, Subchapter H, Division 4 (Discrete Emission Credit Banking and Trading), the permit holder shall comply with the following requirements:
- (i) Title 30 TAC § 101.372 (relating to General Provisions)
 - (ii) Title 30 TAC § 101.373 (relating to Discrete Emission Reduction Credit Generation and Certification)
 - (iii) Title 30 TAC § 101.374 (relating to Mobile Discrete Emission Reduction Credit Generation and Certification)
 - (iv) Title 30 TAC § 101.378 (relating to Discrete Emission Credit Banking and Trading)
 - (v) The terms and conditions by which the emission limits are established to generate the discrete reduction credit are applicable requirements of this permit

- I. The permit holder shall comply with the following 30 TAC Chapter 101, Subchapter H, Division 6 (Highly Reactive Volatile Organic Compound Emissions Cap and Trade Program) requirements:
 - (i) Title 30 TAC § 101.392 (relating to Exemptions)
 - (ii) Title 30 TAC § 101.401 (relating to Level of Activity Certification)
2. The permit holder shall comply with the following sections of 30 TAC Chapter 101 (General Air Quality Rules):
 - A. Title 30 TAC § 101.1 (relating to Definitions), insofar as the terms defined in this section are used to define the terms used in other applicable requirements
 - B. Title 30 TAC § 101.3 (relating to Circumvention)
 - C. Title 30 TAC § 101.8 (relating to Sampling), if such action has been requested by the TCEQ
 - D. Title 30 TAC § 101.9 (relating to Sampling Ports), if such action has been requested by the TCEQ
 - E. Title 30 TAC § 101.10 (relating to Emissions Inventory Requirements)
 - F. Title 30 TAC § 101.201 (relating to Emission Event Reporting and Recordkeeping Requirements)
 - G. Title 30 TAC § 101.211 (relating to Scheduled Maintenance, Start-up, and Shutdown Reporting and Recordkeeping Requirements)
 - H. Title 30 TAC § 101.221 (relating to Operational Requirements)
 - I. Title 30 TAC § 101.222 (relating to Demonstrations)
 - J. Title 30 TAC § 101.223 (relating to Actions to Reduce Excessive Emissions)
3. Permit holder shall comply with the following requirements of 30 TAC Chapter 111:
 - A. Visible emissions from stationary vents with a flow rate of less than 100,000 actual cubic feet per minute that are not listed in the Applicable Requirements Summary attachment for 30 TAC Chapter 111, Subchapter A, Division 1, shall not exceed 20% opacity averaged over a six-minute period. The permit holder shall comply with the following requirements for stationary vents at the site subject to this standard:
 - (i) Title 30 TAC § 111.111(a)(1)(B) (relating to Requirements for Specified Sources)
 - (ii) Title 30 TAC § 111.111(a)(1)(E)
 - (iii) Title 30 TAC § 111.111(a)(1)(F)(i), (ii), (iii), or (iv)
 - (iv) For emission units with vent emissions subject to 30 TAC § 111.111(a)(1)(B), complying with 30 TAC § 111.111(a)(1)(F)(ii), (iii), or (iv), and capable of producing visible emissions from, but not limited to, particulate matter, acid gases and NO_x, the permit holder shall also comply with the following periodic monitoring requirements for the purpose of annual compliance certification under

30 TAC § 122.146. These periodic monitoring requirements do not apply to vents that are not capable of producing visible emissions such as vents that emit only colorless VOCs; vents from non-fuming liquids; vents that provide passive ventilation, such as plumbing vents; or vent emissions from any other source that does not obstruct the transmission of light. Vents, as specified in the “Applicable Requirements Summary” attachment, that are subject to the emission limitation of 30 TAC § 111.111(a)(1)(B) are not subject to the following periodic monitoring requirements:

- (1) An observation of stationary vents from emission units in operation shall be conducted at least once during each calendar quarter unless the emission unit is not operating for the entire quarter.
- (2) For stationary vents from a combustion source, if an alternative to the normally fired fuel is fired for a period greater than or equal to 24 consecutive hours, the permit holder shall conduct an observation of the stationary vent for each such period to determine if visible emissions are present. If such period is greater than 3 months, observations shall be conducted once during each quarter. Supplementing the normally fired fuel with natural gas or fuel gas to increase the net heating value to the minimum required value does not constitute creation of an alternative fuel.
- (3) Records of all observations shall be maintained.
- (4) Visible emissions observations of emission units operated during daylight hours shall be conducted no earlier than one hour after sunrise and no later than one hour before sunset. Visible emissions observations of emission units operated only at night must be made with additional lighting and the temporary installation of contrasting backgrounds. Visible emissions observations shall be made during times when the activities described in 30 TAC § 111.111(a)(1)(E) are not taking place. Visible emissions shall be determined with each stationary vent in clear view of the observer. The observer shall be at least 15 feet, but not more than 0.25 mile, away from each stationary vent during the observation. For outdoor locations, the observer shall select a position where the sun is not directly in the observer’s eyes. When condensed water vapor is present within the plume, as it emerges from the emissions outlet, observations must be made beyond the point in the plume at which condensed water vapor is no longer visible. When water vapor within the plume condenses and becomes visible at a distance from the emissions outlet, the observation shall be evaluated at the outlet prior to condensation of water vapor. A certified opacity reader is not required for visible emissions observations.
- (5) Compliance Certification:
 - (a) If visible emissions are not present during the observation, the RO may certify that the source is in compliance with the applicable opacity requirement in 30 TAC § 111.111(a)(1) and (a)(1)(B).
 - (b) However, if visible emissions are present during the observation, the permit holder shall either list this occurrence as a deviation on the next deviation report as required under 30 TAC § 122.145(2) or conduct the appropriate opacity test

specified in 30 TAC § 111.111(a)(1)(F) as soon as practicable, but no later than 24 hours after observing visible emissions to determine if the source is in compliance with the opacity requirements. If an opacity test is performed and the source is determined to be in compliance, the RO may certify that the source is in compliance with the applicable opacity requirement. However, if an opacity test is performed and the source is determined to be out of compliance, the permit holder shall list this occurrence as a deviation on the next deviation report as required under 30 TAC § 122.145(2). The opacity test must be performed by a certified opacity reader.

- (c) Some vents may be subject to multiple visible emission or monitoring requirements. All credible data must be considered when certifying compliance with this requirement even if the observation or monitoring was performed to demonstrate compliance with a different requirement.

B. For visible emissions from a building, enclosed facility, or other structure; the permit holder shall comply with the following requirements:

- (i) Title 30 TAC § 111.111(a)(7)(A) (relating to Requirements for Specified Sources)
- (ii) Title 30 TAC § 111.111(a)(7)(B)(i) or (ii)
- (iii) For a building containing an air emission source, enclosed facility, or other structure containing or associated with an air emission source subject to 30 TAC § 111.111(a)(7)(A), complying with 30 TAC § 111.111(a)(7)(B)(i) or (ii), and capable of producing visible emissions from, but not limited to, particulate matter, acid gases and NO_x, the permit holder shall also comply with the following periodic monitoring requirements for the purpose of annual compliance certification under 30 TAC § 122.146:
 - (1) An observation of visible emissions from a building containing an air emission source, enclosed facility, or other structure containing or associated with an air emission source which is required to comply with 30 TAC § 111.111(a)(7)(A) shall be conducted at least once during each calendar quarter unless the air emission source or enclosed facility is not operating for the entire quarter.
 - (2) Records of all observations shall be maintained.
 - (3) Visible emissions observations of air emission sources or enclosed facilities operated during daylight hours shall be conducted no earlier than one hour after sunrise and no later than one hour before sunset. Visible emissions observations of air emission sources or enclosed facilities operated only at night must be made with additional lighting and the temporary installation of contrasting backgrounds. Visible emissions shall be determined with each emissions outlet in clear view of the observer. The observer shall be at least 15 feet, but not more than 0.25 mile, away from each emissions outlet during the observation. For outdoor locations, the observer shall select a position where the sun is not directly in the observer's eyes. When condensed water vapor is present within the plume, as it emerges from the emissions outlet, observations must be made beyond the point in the plume at which condensed water vapor is no longer visible. When water vapor within the

plume condenses and becomes visible at a distance from the emissions outlet, the observation shall be evaluated at the outlet prior to condensation of water vapor. A certified opacity reader is not required for visible emissions observations.

- (4) Compliance Certification:
 - (a) If visible emissions are not present during the observation, the RO may certify that the source is in compliance with the applicable opacity requirement in 30 TAC § 111.111(a)(7) and (a)(7)(A).
 - (b) However, if visible emissions are present during the observation, the permit holder shall either list this occurrence as a deviation on the next deviation report as required under 30 TAC § 122.145(2) or conduct the appropriate opacity test specified in 30 TAC § 111.111(a)(7)(B) as soon as practicable, but no later than 24 hours after observing visible emissions to determine if the source is in compliance with the opacity requirements. If an opacity test is performed and the source is determined to be in compliance, the RO may certify that the source is in compliance with the applicable opacity requirement. However, if an opacity test is performed and the source is determined to be out of compliance, the permit holder shall list this occurrence as a deviation on the next deviation report as required under 30 TAC § 122.145(2). The opacity test must be performed by a certified opacity reader.

C. For visible emissions from all other sources not specified in 30 TAC § 111.111(a)(1), (4), or (7); the permit holder shall comply with the following requirements:

- (i) Title 30 TAC § 111.111(a)(8)(A) (relating to Requirements for Specified Sources)
- (ii) Title 30 TAC § 111.111(a)(8)(B)(i) or (ii)
- (iii) For a source subject to 30 TAC § 111.111(a)(8)(A), complying with 30 TAC § 111.111(a)(8)(B)(i) or (ii), and capable of producing visible emissions from, but not limited to, particulate matter, acid gases and NO_x, the permit holder shall also comply with the following periodic monitoring requirements for the purpose of annual compliance certification under 30 TAC § 122.146:
 - (1) An observation of visible emissions from a source which is required to comply with 30 TAC § 111.111(a)(8)(A) shall be conducted at least once during each calendar quarter unless the source is not operating for the entire quarter.
 - (2) Records of all observations shall be maintained.
 - (3) Visible emissions observations of sources operated during daylight hours shall be conducted no earlier than one hour after sunrise and no later than one hour before sunset. Visible emissions observations of sources operated only at night must be made with additional lighting and the temporary installation of contrasting backgrounds. Visible emissions shall be determined with each source in clear view of the observer. The observer shall be at least 15 feet, but not more than 0.25 mile, away from

each source during the observation. For outdoor locations, the observer shall select a position where the sun is not directly in the observer's eyes. When condensed water vapor is present within the plume, as it emerges from the emissions outlet, observations must be made beyond the point in the plume at which condensed water vapor is no longer visible. When water vapor within the plume condenses and becomes visible at a distance from the emissions outlet, the observation shall be evaluated at the outlet prior to condensation of water vapor. A certified opacity reader is not required for visible emissions observations.

(4) Compliance Certification:

- (a) If visible emissions are not present during the observation, the RO may certify that the source is in compliance with the applicable opacity requirement in 30 TAC § 111.111(a)(8) and (a)(8)(A)
- (b) However, if visible emissions are present during the observation, the permit holder shall either list this occurrence as a deviation on the next deviation report as required under 30 TAC § 122.145(2) or conduct the appropriate opacity test specified in 30 TAC § 111.111(a)(8)(B) as soon as practicable, but no later than 24 hours after observing visible emissions to determine if the source is in compliance with the opacity requirements. If an opacity test is performed and the source is determined to be in compliance, the RO may certify that the source is in compliance with the applicable opacity requirement. However, if an opacity test is performed and the source is determined to be out of compliance, the permit holder shall list this occurrence as a deviation on the next deviation report as required under 30 TAC § 122.145(2). The opacity test must be performed by a certified opacity reader.

- D. Certification of opacity readers determining opacities under Method 9 (as outlined in 40 CFR Part 60, Appendix A) to comply with opacity monitoring requirements shall be accomplished by completing the Visible Emissions Evaluators Course, or approved agency equivalent, no more than 180 days before the opacity reading.
- E. For emission units with contributions from uncombined water, the permit holder shall comply with the requirements of 30 TAC § 111.111(b).
- F. Emission limits on nonagricultural processes, except for the steam generators specified in 30 TAC § 111.153, shall comply with the following requirements:
 - (i) Emissions of PM from any source may not exceed the allowable rates as required in 30 TAC § 111.151(a) (relating to Allowable Emissions Limits)
 - (ii) Sources with an effective stack height (h_e) less than the standard effective stack height (H_e), must reduce the allowable emission level by multiplying it by $[h_e/H_e]^2$ as required in 30 TAC § 111.151(b)
 - (iii) Effective stack height shall be calculated by the equation specified in 30 TAC § 111.151(c)

- G. Outdoor burning, as stated in 30 TAC § 111.201, shall not be authorized unless the following requirements are satisfied:
 - (i) Title 30 TAC § 111.205 (relating to Exception for Fire Training)
 - (ii) Title 30 TAC § 111.207 (relating to Exception for Recreation, Ceremony, Cooking, and Warmth)
 - (iii) Title 30 TAC § 111.219 (relating to General Requirements for Allowable Outdoor Burning)
 - (iv) Title 30 TAC § 111.221 (relating to Responsibility for Consequences of Outdoor Burning)

- 4. For storage vessels maintaining working pressure as specified in 30 TAC Chapter 115, Subchapter B, Division 1: Storage of Volatile Organic Compounds, the permit holder shall comply with the requirements of 30 TAC § 115.112(e)(1).

- 5. For industrial wastewater specified in 30 TAC Chapter 115, Subchapter B, the permit holder shall comply with the following requirements for wastewater drains, junction boxes, lift stations and weirs:
 - A. Title 30 TAC § 115.142 (relating to Control Requirements)
 - B. Title 30 TAC § 115.142(1)(A) - (D) (relating to Control Requirements)
 - C. Title 30 TAC § 115.142(1)(E) and (F) (relating to Control Requirements)
 - D. Title 30 TAC § 115.142(1)(G) and (H) (relating to Control Requirements)
 - E. Title 30 TAC § 115.144(1), (5), and (6) (relating to Inspection and Monitoring Requirements)
 - F. Title 30 TAC § 115.145 (relating to Approved Test Methods)
 - G. Title 30 TAC § 115.146 (relating to Recordkeeping Requirements)
 - H. Title 30 TAC § 115.148 (relating to Determination of Wastewater Characteristics)

- 6. Permit holder shall comply with the following 30 TAC Chapter 115, Subchapter C requirements:
 - A. When filling stationary gasoline storage vessels (Stage I) for motor vehicle fuel dispensing facilities specified in 30 TAC Chapter 115, Subchapter C, the permit holder shall comply with the following requirements:
 - (i) Title 30 TAC § 115.221 (relating to Emission Specifications)
 - (ii) Title 30 TAC § 115.222 (relating to Control Requirements)
 - (iii) Title 30 TAC § 115.223 (relating to Alternate Control Requirements)
 - (iv) Title 30 TAC § 115.224 (relating to Inspection Requirements)
 - (v) Title 30 TAC § 115.225 (relating to Testing Requirements)

(vi) Title 30 TAC § 115.226 (relating to Recordkeeping Requirements)

7. The permit holder shall comply with the following requirements of 30 TAC Chapter 115, Subchapter F, Division 3, Degassing of Storage Tanks, Transport Vessels and Marine Vessels:

A. For degassing of stationary VOC storage tanks, the permit holder shall comply with the following requirements:

- (i) Title 30 TAC § 115.541(a) - (c) (relating to Emission Specifications)
- (ii) Title 30 TAC § 115.541(f) (relating to Emission Specifications), for floating roof storage tanks
- (iii) Title 30 TAC § 115.542(a) and (a)(1), (a)(2), (a)(3) or (a)(4) (relating to Control Requirements). Where the requirements of 30 TAC Chapter 115, Subchapter F contain multiple compliance options, the permit holder shall keep records of when each compliance option was used.
- (iv) Title 30 TAC § 115.542(b) - (d), (relating to Control Requirements)
- (v) Title 30 TAC § 115.543 (relating to Alternate Control Requirements)
- (vi) Title 30 TAC § 115.544(a)(1) and (a)(2) (relating to Inspection, Monitoring, and Testing Requirements), for inspections
- (vii) Title 30 TAC § 115.544(b) (relating to Inspection, Monitoring, and Testing Requirements), for monitoring
- (viii) Title 30 TAC § 115.544(b)(1) and (b)(2) (relating to Inspection, Monitoring, and Testing Requirements), for monitoring of control devices
- (ix) Title 30 TAC § 115.544(b)(2)(A) - (J) (relating to Inspection, Monitoring, and Testing Requirements), for monitoring (as appropriate to the control device)
- (x) Title 30 TAC § 115.544(b)(3), (b)(4) and (b)(6) (relating to Inspection, Monitoring, and Testing Requirements), for VOC concentration or lower explosive limit threshold monitoring
- (xi) Title 30 TAC § 115.544(c), and (c)(1) - (c)(3) (relating to Inspection, Monitoring, and Testing Requirements), for testing of control devices used to comply with 30 TAC § 115.542(a)(1)
- (xii) Title 30 TAC § 115.545(1) - (7), (9) - (11) and (13) (relating to Approved Test Methods)
- (xiii) Title 30 TAC § 115.546(a), (a)(1) and (a)(3) (relating to Recordkeeping and Notification Requirements), for recordkeeping
- (xiv) Title 30 TAC § 115.546(a)(2) and (a)(2)(A) - (J) (relating to Recordkeeping and Notification Requirements), for recordkeeping (as appropriate to the control device)
- (xv) Title 30 TAC § 115.546(a)(4) (relating to Recordkeeping and Notification Requirements), for recordkeeping of testing of control devices used to comply with 30 TAC § 115.542(a)(1)

(xvi) Title 30 TAC § 115.546(b) (relating to Recordkeeping and Notification Requirements), for notification

(xvii) Title 30 TAC § 115.547(4) (relating to Exemptions)

8. The permit holder shall comply with the following requirements of 30 TAC Chapter 115, Subchapter H, Division 1 for pressure relief devices not controlled by a flare:
 - A. Title 30 TAC § 115.725(c)
 - B. Title 30 TAC § 115.725(c)(1), (c)(1)(A) - (C)
 - C. Title 30 TAC § 115.725(c)(2)
 - D. Title 30 TAC § 115.725(c)(3), (c)(3)(A) - (E)
 - E. Title 30 TAC § 115.725(c)(4)
 - F. Title 30 TAC § 115.725(l)
 - G. Title 30 TAC § 115.726(c), (c)(1) - (4)
9. The permit holder shall comply with the requirements of 30 TAC § 115.726(e)(3)(A) for vent streams having no potential to emit HRVOC.
10. The permit holder shall comply with the requirements of 30 TAC § 115.726(e)(3)(A) for vent streams from sources exempt under 30 TAC § 115.727(c)(3).
11. The permit holder shall comply with the following requirements for units subject to any subpart of 40 CFR Part 60, unless otherwise stated in the applicable subpart:
 - A. Title 40 CFR § 60.7 (relating to Notification and Recordkeeping)
 - B. Title 40 CFR § 60.8 (relating to Performance Tests)
 - C. Title 40 CFR § 60.11 (relating to Compliance with Standards and Maintenance Requirements)
 - D. Title 40 CFR § 60.12 (relating to Circumvention)
 - E. Title 40 CFR § 60.13 (relating to Monitoring Requirements)
 - F. Title 40 CFR § 60.14 (relating to Modification)
 - G. Title 40 CFR § 60.15 (relating to Reconstruction)
 - H. Title 40 CFR § 60.19 (relating to General Notification and Reporting Requirements)
12. The permit holder shall comply with the following requirements for units subject to any subpart of 40 CFR Part 61, unless otherwise stated in the applicable subpart:
 - A. Title 40 CFR § 61.05 (relating to Prohibited Activities)
 - B. Title 40 CFR § 61.07 (relating to Application for Approval of Construction or Modification)

- C. Title 40 CFR § 61.09 (relating to Notification of Start-up)
 - D. Title 40 CFR § 61.10 (relating to Source Reporting and Request Waiver)
 - E. Title 40 CFR § 61.12 (relating to Compliance with Standards and Maintenance Requirements)
 - F. Title 40 CFR § 61.13 (relating to Emissions Tests and Waiver of Emission Tests)
 - G. Title 40 CFR § 61.14 (relating to Monitoring Requirements)
 - H. Title 40 CFR § 61.15 (relating to Modification)
 - I. Title 40 CFR § 61.19 (relating to Circumvention)
13. For facilities where total annual benzene quantity from waste is greater than or equal to 10 megagrams per year and subject to emission standards in 40 CFR Part 61, Subpart FF, the permit holder shall comply with the following requirements:
- A. Title 40 CFR § 61.342(c)(1)(i) - (iii) (relating to Standards: General)
 - B. Title 40 CFR § 61.342(c)(2) (relating to Standards: General)
 - C. For exempting waste streams:
 - (i) Title 40 CFR § 61.342(c)(3)(i) (relating to Standards: General)
 - (ii) Title 40 CFR § 61.342(c)(3)(ii)(A) - (C) (relating to Standards: General)
 - D. Title 40 CFR § 61.342(f)(1), and (2) (relating to Standards: General)
 - E. Title 40 CFR § 61.342(g) (relating to Standards: General)
 - F. Title 40 CFR § 61.350(a) and (b) (relating to Standards: Delay of Repair)
 - G. Title 40 CFR § 61.355(a)(1)(iii), (a)(2), (a)(6), (b), and (c)(1) - (3) (relating to Test Methods, Procedures, and Compliance Provisions)
 - H. Title 40 CFR § 61.355(j) (relating to Test Methods, Procedures, and Compliance Provisions), for calculation procedures
 - I. Title 40 CFR § 61.356(a) (relating to Recordkeeping Requirements)
 - J. Title 40 CFR § 61.356(b), and (b)(1) (relating to Recordkeeping Requirements)
 - K. Title 40 CFR § 61.356(b)(2)(i) - (ii) (relating to Recordkeeping Requirements)
 - L. Title 40 CFR § 61.356(b)(5) (relating to Recordkeeping Requirements)
 - M. Title 40 CFR § 61.356(c) (relating to Recordkeeping Requirements)
 - N. Title 40 CFR § 61.357(a), (d)(1), (d)(2) (d)(6) and (d)(8) (relating to Reporting Requirements)
 - O. Title 40 CFR § 61.357(d)(3) (relating to Reporting Requirements)

14. For facilities with containers subject to emission standards in 40 CFR Part 61, Subpart FF, the permit holder shall comply with the following requirements:
 - A. Title 40 CFR § 61.345(a)(1) - (3), (b), and (c) (relating to Standards: Containers)
 - B. Title 40 CFR § 61.355(h) (relating to Test Methods, Procedures and Compliance Provisions)
 - C. Title 40 CFR § 61.356(g) (relating to Recordkeeping Requirements)
 - D. Title 40 CFR § 61.356(h) (relating to Recordkeeping Requirements)
15. For facilities with individual drain systems subject to emission standards in 40 CFR Part 61, Subpart FF, the permit holder shall comply with the following requirements:
 - A. Title 40 CFR § 61.346(a)(1)(i)(A), (B), (ii), (2), and (3) (relating to Standards: Individual Drain Systems)
 - B. Title 40 CFR § 61.355(h) (relating to Test Methods, Procedures and Compliance Provisions)
 - C. Title 40 CFR § 61.356(g) (relating to Recordkeeping Requirements)
 - D. Title 40 CFR § 61.356(h) (relating to Recordkeeping Requirements)
16. The permit holder shall comply with the requirements of 30 TAC Chapter 113, Subchapter C, § 113.100 for units subject to any subpart of 40 CFR Part 63, unless otherwise stated in the applicable subpart.
17. For the chemical manufacturing process specified in 40 CFR Part 63, Subpart F, the permit holder shall comply with 40 CFR § 63.103(a) (relating to General Compliance, Reporting, and Recordkeeping Provisions) (Title 30 TAC Chapter 113, Subchapter C, § 113.110 incorporated by reference).
18. For containers managing remediation materials subject to 40 CFR Part 63, Subpart GGGGG, the permit holder shall comply with the following requirements (Title 30 TAC Chapter 113, Subchapter C, § 113.1160 incorporated by reference):
 - A. Title 40 CFR § 63.922(b)(1) - (3), (c), (d)(1) - (5), (e), and (f)(1) - (4) (relating to Standards - Container Level 1 Controls)
 - B. Title 40 CFR § 63.923(b)(1) - (3), (c), (d)(1) - (5), (e), and (f)(1) - (4) (relating to Standards - Container Level 2 Controls)
 - C. Title 40 CFR § 63.925(a)(1) - (8), and (b)(1) - (3) (relating to Test Methods and Procedures)
 - D. Title 40 CFR § 63.926(a)(1) - (3) (relating to Inspection and Monitoring Requirements)
 - E. Title 40 CFR § 63.7901(b) and (b)(1), for initial demonstration of compliance
 - F. Title 40 CFR § 63.7901(c), (c)(1), and (c)(2), for initial demonstration of compliance
 - G. Title 40 CFR § 63.7901(d), and (d)(1) - (4), for initial demonstration of compliance

- H. Title 40 CFR § 63.7903(b) and (b)(1), for continuous demonstration of compliance
 - I. Title 40 CFR § 63.7903(c)(4), (c)(4)(i), and (c)(4)(ii), for continuous demonstration of compliance
 - J. Title 40 CFR § 63.7903(d)(5), (d)(5)(i), and (d)(5)(ii), for continuous demonstration of compliance
 - K. Title 40 CFR § 63.7952(c), for recordkeeping
19. For miscellaneous chemical process facilities subject to maintenance wastewater requirements as specified in 40 CFR § 63.2485, Table 7, the permit holder shall comply with the requirements of 40 CFR § 63.105 (relating to Maintenance Wastewater Requirements) (Title 30 TAC Chapter 113, Subchapter C, § 113.890 incorporated by reference).
20. For the transfer of site remediation materials subject to 40 CFR Part 63, Subpart GGGGG off-site to another facility, the permit holder shall comply with the following requirements (Title 30 TAC, Subchapter C, § 113.1160 incorporated by reference):
- A. Title 40 CFR § 63.7936(a), for the transfer of site remediation materials
 - B. Title 40 CFR § 63.7936(b)(1), for transfer to a landfill or land disposal unit
 - C. Title 40 CFR § 63.7936(b)(2), for transfer to a facility subject to 40 CFR Part 63, Subpart DD
 - D. Title 40 CFR § 63.7936(b)(3), (b)(3)(i) - (iv), for transfer to a facility managing the site remediation material according to the requirements of 40 CFR Part 63, Subpart GGGGG
 - E. Title 40 CFR § 63.7952(a)(10), for recordkeeping requirements
21. The permit holder shall comply with certified registrations submitted to the TCEQ for purposes of establishing federally enforceable emission limits. A copy of the certified registration shall be maintained with the permit. Records sufficient to demonstrate compliance with the established limits shall be maintained. The certified registration and records demonstrating compliance shall be provided, on request, to representatives of the appropriate TCEQ regional office and any local air pollution control agency having jurisdiction over the site. The permit holder shall submit updated certified registrations when changes at the site require establishment of new emission limits. If changes result in emissions that do not remain below major source thresholds, the permit holder shall submit a revision application to codify the appropriate requirements in the permit.

Additional Monitoring Requirements

22. The permit holder shall comply with the periodic monitoring requirements as specified in the attached "Periodic Monitoring Summary" upon issuance of the permit. Except for, as applicable, monitoring malfunctions, associated repairs, and required quality assurance or control activities (including, as applicable, calibration checks and required zero and span adjustments), the permit holder shall conduct all monitoring in continuous operation (or shall collect data at all required intervals) at all times that the pollutant-specific emissions unit is operating. The permit holder may elect to collect monitoring data on a more frequent basis and average the data, consistent with the averaging time or minimum frequency specified in the "Periodic Monitoring Summary," for purposes of determining whether a deviation has occurred. However, the additional data points must be collected on a regular basis. In no event shall data be collected and used in particular

instances to avoid reporting deviations. Deviations shall be reported according to 30 TAC § 122.145 (Reporting Terms and Conditions).

New Source Review Authorization Requirements

23. Permit holder shall comply with the requirements of New Source Review authorizations issued or claimed by the permit holder for the permitted area, including permits, permits by rule (including the terms, conditions, monitoring, recordkeeping, and reporting identified in registered PBRs and permits by rule identified in the PBR Supplemental Tables dated December 17, 2025 in the application for project 37218), standard permits, flexible permits, special permits, permits for existing facilities including Voluntary Emissions Reduction Permits and Electric Generating Facility Permits issued under 30 TAC Chapter 116, Subchapter I, or special exemptions referenced in the New Source Review Authorization References attachment. These requirements:
 - A. Are incorporated by reference into this permit as applicable requirements
 - B. Shall be located with this operating permit
 - C. Are not eligible for a permit shield
24. The permit holder shall comply with the general requirements of 30 TAC Chapter 106, Subchapter A or the general requirements, if any, in effect at the time of the claim of any PBR.
25. The permit holder shall maintain records to demonstrate compliance with any emission limitation or standard that is specified in a permit by rule (PBR) or Standard Permit listed in the New Source Review Authorizations attachment. The records shall yield reliable data from the relevant time period that are representative of the emission unit's compliance with the PBR or Standard Permit. These records may include, but are not limited to, production capacity and throughput, hours of operation, safety data sheets (SDS), chemical composition of raw materials, speciation of air contaminant data, engineering calculations, maintenance records, fugitive data, performance tests, capture/control device efficiencies, direct pollutant monitoring (CEMS, COMS, or PEMS), or control device parametric monitoring. These records shall be made readily accessible and available as required by 30 TAC § 122.144. Any monitoring or recordkeeping data indicating noncompliance with the PBR or Standard Permit shall be considered and reported as a deviation according to 30 TAC § 122.145 (Reporting Terms and Conditions).
26. The permit holder shall comply with the following requirements for Air Quality Standard Permits:
 - A. Registration requirements listed in 30 TAC § 116.611, unless otherwise provided for in an Air Quality Standard Permit
 - B. General Conditions listed in 30 TAC § 116.615, unless otherwise provided for in an Air Quality Standard Permit
 - C. Requirements of the non-rule Air Quality Standard Permit for Pollution Control Projects

Compliance Requirements

27. The permit holder shall certify compliance in accordance with 30 TAC § 122.146. The permit holder shall comply with 30 TAC § 122.146 using at a minimum, but not limited to, the continuous or intermittent compliance method data from monitoring, recordkeeping, reporting, or testing required by the permit and any other credible evidence or information. The certification period may not exceed 12 months and the certification must be submitted within 30 days after the end of the period being certified.

28. Permit holder shall comply with the following 30 TAC Chapter 117 requirements:
- A. The permit holder shall comply with the compliance schedules and submit written notification to the TCEQ Executive Director as required in 30 TAC Chapter 117, Subchapter H, Division 1:
 - (i) For sources in the Houston-Galveston-Brazoria Nonattainment area, 30 TAC § 117.9020:
 - (1) Title 30 TAC § 117.9020(2)(A), (C), and (D)
 - B. The permit holder shall comply with the Initial Control Plan unit listing requirement in 30 TAC § 117.350(c) and (c)(1).
 - C. The permit holder shall comply with the requirements of 30 TAC § 117.354 for Final Control Plan Procedures for Attainment Demonstration Emission Specifications and 30 TAC § 117.356 for Revision of Final Control Plan.
29. Use of Emission Credits to comply with applicable requirements:
- A. Unless otherwise prohibited, the permit holder may use emission credits to comply with the following applicable requirements listed elsewhere in this permit:
 - (i) Title 30 TAC Chapter 115
 - (ii) Title 30 TAC Chapter 117
 - (iii) Offsets for Title 30 TAC Chapter 116
 - B. The permit holder shall comply with the following requirements in order to use the emission credits to comply with the applicable requirements:
 - (i) The permit holder must notify the TCEQ according to 30 TAC § 101.306(c)-(d)
 - (ii) The emission credits to be used must meet all the geographic, timeliness, applicable pollutant type, and availability requirements listed in 30 TAC Chapter 101, Subchapter H, Division 1
 - (iii) The executive director has approved the use of the credit according to 30 TAC § 101.306(c)-(d)
 - (iv) The permit holder keeps records of the use of credits towards compliance with the applicable requirements in accordance with 30 TAC § 101.302(g) and 30 TAC Chapter 122
 - (v) Title 30 TAC § 101.305 (relating to Emission Reductions Achieved Outside the United States)
30. Use of Discrete Emission Credits to comply with the applicable requirements:
- A. Unless otherwise prohibited, the permit holder may use discrete emission credits to comply with the following applicable requirements listed elsewhere in this permit:
 - (i) Title 30 TAC Chapter 115

- (ii) Title 30 TAC Chapter 117
 - (iii) If applicable, offsets for Title 30 TAC Chapter 116
 - (iv) Temporarily exceed state NSR permit allowables
- B. The permit holder shall comply with the following requirements in order to use the credit to comply with the applicable requirements:
- (i) The permit holder must notify the TCEQ according to 30 TAC § 101.376(d)
 - (ii) The discrete emission credits to be used must meet all the geographic, timeliness, applicable pollutant type, and availability requirements listed in 30 TAC Chapter 101, Subchapter H, Division 4
 - (iii) The executive director has approved the use of the discrete emission credits according to 30 TAC § 101.376(d)(1)(A)
 - (iv) The permit holder keeps records of the use of credits towards compliance with the applicable requirements in accordance with 30 TAC § 101.372(h) and 30 TAC Chapter 122
 - (v) Title 30 TAC § 101.375 (relating to Emission Reductions Achieved Outside the United States)

Risk Management Plan

31. For processes subject to 40 CFR Part 68 and specified in 40 CFR § 68.10, the permit holder shall comply with the requirements of the Accidental Release Prevention Provisions in 40 CFR Part 68. The permit holder shall submit to the appropriate agency either a compliance schedule for meeting the requirements of 40 CFR Part 68 by the date provided in 40 CFR § 68.10(a), or as part of the compliance certification submitted under this permit, a certification statement that the source is in compliance with all requirements of 40 CFR Part 68, including the registration and submission of a risk management plan.

Protection of Stratospheric Ozone

32. Permit holders at a site subject to Title VI of the FCAA Amendments shall meet the following requirements for protection of stratospheric ozone:
- A. Any on site servicing, maintenance, and repair on refrigeration and nonmotor vehicle air-conditioning appliances using ozone-depleting refrigerants or non-exempt substitutes shall be conducted in accordance with 40 CFR Part 82, Subpart F. Permit holders shall ensure that repairs on or refrigerant removal from refrigeration and nonmotor vehicle air-conditioning appliances using ozone-depleting refrigerants are performed only by properly certified technicians using certified equipment. Records shall be maintained as required by 40 CFR Part 82, Subpart F.
 - B. The permit holder shall comply with 40 CFR Part 82, Subpart A for controlling the production, transformation, destruction, export or import of a controlled (ozone-depleting) substance or product as specified in 40 CFR § 82.1 - § 82.13 and the applicable Part 82 Appendices.
 - C. The permit holder shall comply with the following 40 CFR Part 82, Subpart E requirements for labeling products using ozone-depleting substances:

- (i) Title 40 CFR § 82.100 (relating to Purpose)
 - (ii) Title 40 CFR § 82.102(a)(1) - (3), (b), (c) (relating to Applicability);
 - (iii) Title 40 CFR § 82.104 (relating to Definitions)
 - (iv) Title 40 CFR § 82.106 - 112 (relating to Warning Statements and Labels)
 - (v) Title 40 CFR § 82.114 (relating to Labeling Containers of Controlled [ozone - depleting] Substances)
 - (vi) Title 40 CFR § 82.116 (relating to Incorporation of Products Manufactured with Controlled [ozone-depleting] Substances)
 - (vii) Title 40 CFR § 82.120 (relating to Petitions)
 - (viii) Title 40 CFR § 82.122 (relating Certification, Recordkeeping, and Notice requirements)
 - (ix) Title 40 CFR § 82.124 (relating to Prohibitions)
- D. The permit holder shall comply with 40 CFR Part 82, Subpart A, § 82.13 related to recordkeeping and reporting requirements for the production and consumption of ozone depleting substances.

Temporary Fuel Shortages (30 TAC § 112.15)

33. The permit holder shall comply with the following 30 TAC Chapter 112 requirements:
- A. Title 30 TAC § 112.15 (relating to Temporary Fuel Shortage Plan Filing Requirements)
 - B. Title 30 TAC § 112.16(a), (a)(1), and (a)(2)(B) - (C) (relating to Temporary Fuel Shortage Plan Operating Requirements)
 - C. Title 30 TAC § 112.17 (relating to Temporary Fuel Shortage Plan Notification Procedures)
 - D. Title 30 TAC § 112.18 (relating to Temporary Fuel Shortage Plan Reporting Requirements)

Alternative Requirements

34. The permit holder shall comply with the approved alternative means of control (AMOC); alternative monitoring, recordkeeping, or reporting requirements; or requirements determined to be equivalent to an otherwise applicable requirement contained in the Alternative Requirements attachment of this permit. Units complying with an approved alternative requirement have reference to the approval in the Applicable Requirements summary listing for the unit. The permit holder shall maintain the original documentation, from the TCEQ Executive Director, demonstrating the method or limitation utilized. Documentation shall be maintained and made available in accordance with 30 TAC § 122.144.

Permit Location

35. The permit holder shall maintain a copy of this permit and records related to requirements listed in this permit on site.

Permit Shield (30 TAC § 122.148)

36. A permit shield is granted for the emission units, groups, or processes specified in the attached "Permit Shield." Compliance with the conditions of the permit shall be deemed compliance with the specified potentially applicable requirements or specified potentially applicable state-only requirements listed in the attachment "Permit Shield." Permit shield provisions shall not be modified by the executive director until notification is provided to the permit holder. No later than 90 days after notification of a change in a determination made by the executive director, the permit holder shall apply for the appropriate permit revision to reflect the new determination. Provisional terms are not eligible for this permit shield. Any term or condition, under a permit shield, shall not be protected by the permit shield if it is replaced by a provisional term or condition or the basis of the term and condition changes.

Attachments

Applicable Requirements Summary

Additional Monitoring Requirements

Permit Shield

New Source Review Authorization References

Alternative Requirement

Applicable Requirements Summary

Unit Summary 21

Applicable Requirements Summary 45

Note: A “none” entry may be noted for some emission sources in this permit’s “Applicable Requirements Summary” under the heading of “Monitoring and Testing Requirements” and/or “Recordkeeping Requirements” and/or “Reporting Requirements.” Such a notation indicates that there are no requirements for the indicated emission source as identified under the respective column heading(s) for the stated portion of the regulation when the emission source is operating under the conditions of the specified SOP Index Number. However, other relevant requirements pursuant to 30 TAC Chapter 122 including Recordkeeping Terms and Conditions (30 TAC § 122.144), Reporting Terms and Conditions (30 TAC § 122.145), and Compliance Certification Terms and Conditions (30 TAC § 122.146) continue to apply.

Unit Summary

Unit/Group/ Process ID No.	Unit Type	Group/Inclusive Units	SOP Index No.	Regulation	Requirement Driver
B56L7FU01	FUGITIVE EMISSION UNITS	N/A	R5780-ALL	30 TAC Chapter 115, HRVOC Fugitive Emissions	No changing attributes.
B56L7FU01	FUGITIVE EMISSION UNITS	N/A	R5352-ALL	30 TAC Chapter 115, Pet. Refinery & Petrochemicals	No changing attributes.
B56L7FU01	FUGITIVE EMISSION UNITS	N/A	61V-ALL	40 CFR Part 61, Subpart V	No changing attributes.
B60L7F1	FLARES	N/A	R1111-01	30 TAC Chapter 111, Visible Emissions	No changing attributes.
B60L7F1	FLARES	N/A	R5720-01	30 TAC Chapter 115, HRVOC Vent Gas	No changing attributes.
B60L7F1	FLARES	N/A	60A-01	40 CFR Part 60, Subpart A	No changing attributes.
B60L7F1	EMISSION POINTS/STATIONARY VENTS/PROCESS VENTS	N/A	63FFFF-01	40 CFR Part 63, Subpart FFFF	No changing attributes.
B60L7FU1	FUGITIVE EMISSION UNITS	N/A	63YY-01	40 CFR Part 63, Subpart YY	No changing attributes.
B72L7CT1	INDUSTRIAL PROCESS COOLING TOWERS	N/A	R5760-01	30 TAC Chapter 115, HRVOC Cooling Towers	Flow Monitoring/Testing Method = Choosing to use a continuous flow monitor on each inlet of each cooling tower in accordance with § 115.764(a)(1), (b)(1), or (h)(1).
B72L7CT1	INDUSTRIAL PROCESS COOLING TOWERS	N/A	R5760-02	30 TAC Chapter 115, HRVOC Cooling Towers	Flow Monitoring/Testing Method = Choosing to use a monitor to continuously measure and record each cooling water pump discharge pressure to establish the total dynamic head of the cooling water system in accordance with § 115.764(e)(2).

Unit Summary

Unit/Group/ Process ID No.	Unit Type	Group/Inclusive Units	SOP Index No.	Regulation	Requirement Driver
B72L7D103	EMISSION POINTS/STATIONARY VENTS/PROCESS VENTS	N/A	R5121-01	30 TAC Chapter 115, Vent Gas Controls	No changing attributes.
B72L7D18	STORAGE TANKS/VESSELS	N/A	R5112-01	30 TAC Chapter 115, Storage of VOCs	No changing attributes.
B72L7D18A	STORAGE TANKS/VESSELS	N/A	R5112-01	30 TAC Chapter 115, Storage of VOCs	No changing attributes.
B72L7D18C	VOLATILE ORGANIC COMPOUND WATER SEPARATORS	N/A	R5131-01	30 TAC Chapter 115, Water Separation	No changing attributes.
B72L7D19	STORAGE TANKS/VESSELS	N/A	R5112-01	30 TAC Chapter 115, Storage of VOCs	No changing attributes.
B72L7D2	VOLATILE ORGANIC COMPOUND WATER SEPARATORS	N/A	R5131-01	30 TAC Chapter 115, Water Separation	No changing attributes.
B72L7D202	STORAGE TANKS/VESSELS	N/A	61FF-01	40 CFR Part 61, Subpart FF	No changing attributes.
B72L7D203B	STORAGE TANKS/VESSELS	N/A	61FF-01	40 CFR Part 61, Subpart FF	No changing attributes.
B72L7D204A	STORAGE TANKS/VESSELS	N/A	61FF-01	40 CFR Part 61, Subpart FF	No changing attributes.
B72L7D204B	STORAGE TANKS/VESSELS	N/A	61FF-01	40 CFR Part 61, Subpart FF	No changing attributes.
B72L7D204C	STORAGE TANKS/VESSELS	N/A	61FF-01	40 CFR Part 61, Subpart FF	No changing attributes.
B72L7D27	STORAGE TANKS/VESSELS	N/A	61FF-01	40 CFR Part 61, Subpart FF	No changing attributes.
B72L7D28	STORAGE	N/A	61FF-01	40 CFR Part 61, Subpart FF	No changing attributes.

Unit Summary

Unit/Group/ Process ID No.	Unit Type	Group/Inclusive Units	SOP Index No.	Regulation	Requirement Driver
	TANKS/VESSELS				
B72L7D4	VOLATILE ORGANIC COMPOUND WATER SEPARATORS	N/A	R5131-01	30 TAC Chapter 115, Water Separation	No changing attributes.
B72L7D450	STORAGE TANKS/VESSELS	N/A	R5112-01	30 TAC Chapter 115, Storage of VOCs	No changing attributes.
B72L7D450	STORAGE TANKS/VESSELS	N/A	61FF-01	40 CFR Part 61, Subpart FF	No changing attributes.
B72L7D452	STORAGE TANKS/VESSELS	N/A	61FF-01	40 CFR Part 61, Subpart FF	No changing attributes.
B72L7D453	STORAGE TANKS/VESSELS	N/A	61FF-01	40 CFR Part 61, Subpart FF	No changing attributes.
B72L7D511	VOLATILE ORGANIC COMPOUND WATER SEPARATORS	N/A	R5131-01	30 TAC Chapter 115, Water Separation	No changing attributes.
B72L7D530A	STORAGE TANKS/VESSELS	N/A	61FF-01	40 CFR Part 61, Subpart FF	No changing attributes.
B72L7D6	STORAGE TANKS/VESSELS	N/A	61FF-01	40 CFR Part 61, Subpart FF	No changing attributes.
B72L7D63	STORAGE TANKS/VESSELS	N/A	61FF-01	40 CFR Part 61, Subpart FF	No changing attributes.
B72L7D6A	STORAGE TANKS/VESSELS	N/A	61FF-01	40 CFR Part 61, Subpart FF	No changing attributes.
B72L7D7	STORAGE TANKS/VESSELS	N/A	61FF-01	40 CFR Part 61, Subpart FF	No changing attributes.
B72L7D77	STORAGE TANKS/VESSELS	N/A	61FF-01	40 CFR Part 61, Subpart FF	No changing attributes.
B72L7D80	STORAGE	N/A	R5112-01	30 TAC Chapter 115,	No changing attributes.

Unit Summary

Unit/Group/ Process ID No.	Unit Type	Group/Inclusive Units	SOP Index No.	Regulation	Requirement Driver
	TANKS/VESSELS			Storage of VOCs	
B72L7D81	STORAGE TANKS/VESSELS	N/A	R5112-01	30 TAC Chapter 115, Storage of VOCs	No changing attributes.
B72L7DF1	EMISSION POINTS/STATIONARY VENTS/PROCESS VENTS	N/A	R5121-01	30 TAC Chapter 115, Vent Gas Controls	No changing attributes.
B72L7DF2	EMISSION POINTS/STATIONARY VENTS/PROCESS VENTS	N/A	R5121-01	30 TAC Chapter 115, Vent Gas Controls	No changing attributes.
B72L7F2	FLARES	N/A	R1111-01	30 TAC Chapter 111, Visible Emissions	No changing attributes.
B72L7F2	FLARES	N/A	R5720-01	30 TAC Chapter 115, HRVOC Vent Gas	No changing attributes.
B72L7F2	FLARES	N/A	60A-01	40 CFR Part 60, Subpart A	No changing attributes.
B72L7F2	FLARES	N/A	63CC-01	40 CFR Part 63, Subpart CC	No changing attributes.
B72L7FU1	FUGITIVE EMISSION UNITS	N/A	R5780-ALL	30 TAC Chapter 115, HRVOC Fugitive Emissions	No changing attributes.
B72L7FU1	FUGITIVE EMISSION UNITS	N/A	R5352-ALL	30 TAC Chapter 115, Pet. Refinery & Petrochemicals	No changing attributes.
B72L7FU1	FUGITIVE EMISSION UNITS	N/A	63YY-01	40 CFR Part 63, Subpart YY	No changing attributes.
B72L7GE01	SRIC ENGINES	N/A	R7ICI-01	30 TAC Chapter 117, Subchapter B	No changing attributes.
B72L7GE01	SRIC ENGINES	N/A	63ZZZZ-01	40 CFR Part 63, Subpart ZZZZ	No changing attributes.
B72L7GE02	SRIC ENGINES	N/A	R7ICI-01	30 TAC Chapter 117, Subchapter B	No changing attributes.

Unit Summary

Unit/Group/ Process ID No.	Unit Type	Group/Inclusive Units	SOP Index No.	Regulation	Requirement Driver
B72L7GE02	SRIC ENGINES	N/A	60III-01	40 CFR Part 60, Subpart IIII	No changing attributes.
B72L7GE02	SRIC ENGINES	N/A	63ZZZZ-01	40 CFR Part 63, Subpart ZZZZ	No changing attributes.
B72L7LR1	LOADING/UNLOADING OPERATIONS	N/A	R5211-01	30 TAC Chapter 115, Loading and Unloading of VOC	Vapor Tight = Not all liquid and vapor lines are equipped with fittings which make vapor-tight connections that close automatically when disconnected., Alternate Control Requirement (ACR) = Using the 90% overall control option specified in 30 TAC § 115.213(b)., True Vapor Pressure = True vapor pressure is greater than or equal to 0.5 and less than 11.0 psia, the overall emission controls are at least 90%, and an initial control plan and annual report has been submitted., Daily Throughput = Daily throughput not determined since 30 TAC § 115.217(a)(2)(A) or 30 TAC § 115.217(b)(3)(A) exemption is not utilized., Chapter 115 Control Device Type = No control device., Transfer Type = Only loading.
B72L7LR1	LOADING/UNLOADING OPERATIONS	N/A	R5211-02	30 TAC Chapter 115, Loading and Unloading of VOC	Alternate Control Requirement (ACR) = No alternate control requirements are being utilized., True Vapor Pressure = True vapor pressure less than 0.5 psia., Transfer Type = Only unloading.
B72L7S206	STORAGE TANKS/VESSELS	N/A	61FF-01	40 CFR Part 61, Subpart FF	No changing attributes.

Unit Summary

Unit/Group/ Process ID No.	Unit Type	Group/Inclusive Units	SOP Index No.	Regulation	Requirement Driver
B72L7SC02	SOLVENT DEGREASING MACHINES	N/A	R5412-01	30 TAC Chapter 115, Degreasing Processes	No changing attributes.
B72L7SP203	VOLATILE ORGANIC COMPOUND WATER SEPARATORS	N/A	R5131-01	30 TAC Chapter 115, Water Separation	No changing attributes.
GRP1L8PF	EMISSION POINTS/STATIONARY VENTS/PROCESS VENTS	OC6L8H1, OC6L8H2, OC6L8H3, OC6L8H4, OC6L8H5, OC6L8H6, OC6L8H7	R5720-01	30 TAC Chapter 115, HRVOC Vent Gas	No changing attributes.
GRP1L8PF	EMISSION POINTS/STATIONARY VENTS/PROCESS VENTS	OC6L8H1, OC6L8H2, OC6L8H3, OC6L8H4, OC6L8H5, OC6L8H6, OC6L8H7	R5121-01	30 TAC Chapter 115, Vent Gas Controls	No changing attributes.
GRP1L8PF	PROCESS HEATERS/FURNACES	OC6L8H1, OC6L8H2, OC6L8H3, OC6L8H4, OC6L8H5, OC6L8H6, OC6L8H7	R7ICI-01	30 TAC Chapter 117, Subchapter B	No changing attributes.
GRP1L8PF	EMISSION POINTS/STATIONARY VENTS/PROCESS VENTS	OC6L8H1, OC6L8H2, OC6L8H3, OC6L8H4, OC6L8H5, OC6L8H6,	63YY-01	40 CFR Part 63, Subpart YY	No changing attributes.

Unit Summary

Unit/Group/ Process ID No.	Unit Type	Group/Inclusive Units	SOP Index No.	Regulation	Requirement Driver
		OC6L8H7			
GRP2L8PF	EMISSION POINTS/STATIONARY VENTS/PROCESS VENTS	OC6L8H10, OC6L8H8, OC6L8H9	R5720-01	30 TAC Chapter 115, HRVOC Vent Gas	No changing attributes.
GRP2L8PF	EMISSION POINTS/STATIONARY VENTS/PROCESS VENTS	OC6L8H10, OC6L8H8, OC6L8H9	R5121-01	30 TAC Chapter 115, Vent Gas Controls	No changing attributes.
GRP2L8PF	PROCESS HEATERS/FURNACES	OC6L8H10, OC6L8H8, OC6L8H9	R7ICI-01	30 TAC Chapter 117, Subchapter B	No changing attributes.
GRP2L8PF	EMISSION POINTS/STATIONARY VENTS/PROCESS VENTS	OC6L8H10, OC6L8H8, OC6L8H9	63YY-01	40 CFR Part 63, Subpart YY	No changing attributes.
GRPL7PF	EMISSION POINTS/STATIONARY VENTS/PROCESS VENTS	B72L7HH1, B72L7HH2, B72L7HH3, B72L7HH4, B72L7HH5	R5720-01	30 TAC Chapter 115, HRVOC Vent Gas	No changing attributes.
GRPL7PF	EMISSION POINTS/STATIONARY VENTS/PROCESS VENTS	B72L7HH1, B72L7HH2, B72L7HH3, B72L7HH4, B72L7HH5	R5121-01	30 TAC Chapter 115, Vent Gas Controls	No changing attributes.
GRPL7PF	PROCESS HEATERS/FURNACES	B72L7HH1, B72L7HH2, B72L7HH3, B72L7HH4, B72L7HH5	R7ICI-01	30 TAC Chapter 117, Subchapter B	No changing attributes.
GRPL7PF	REACTOR	B72L7HH1, B72L7HH2, B72L7HH3,	60RRR-01	40 CFR Part 60, Subpart RRR	Control Device = B56P9SB1

Unit Summary

Unit/Group/ Process ID No.	Unit Type	Group/Inclusive Units	SOP Index No.	Regulation	Requirement Driver
		B72L7HH4, B72L7HH5			
GRPL7PF	REACTOR	B72L7HH1, B72L7HH2, B72L7HH3, B72L7HH4, B72L7HH5	60RRR-02	40 CFR Part 60, Subpart RRR	Control Device = B56P9SB2
GRPL7PF	REACTOR	B72L7HH1, B72L7HH2, B72L7HH3, B72L7HH4, B72L7HH5	60RRR-03	40 CFR Part 60, Subpart RRR	Control Device = B56P9SB3
GRPL7PF	REACTOR	B72L7HH1, B72L7HH2, B72L7HH3, B72L7HH4, B72L7HH5	60RRR-04	40 CFR Part 60, Subpart RRR	Control Device = B56P9SB4
GRPL7PF	REACTOR	B72L7HH1, B72L7HH2, B72L7HH3, B72L7HH4, B72L7HH5	60RRR-05	40 CFR Part 60, Subpart RRR	Control Device = B56P9GT96
OC2L8GF500	FLARES	N/A	R1111-01	30 TAC Chapter 111, Visible Emissions	No changing attributes.
OC2L8GF500	FLARES	N/A	R5720-01	30 TAC Chapter 115, HRVOC Vent Gas	No changing attributes.
OC2L8GF500	FLARES	N/A	60A-01	40 CFR Part 60, Subpart A	No changing attributes.
OC2L8GF500	FLARES	N/A	63A-01	40 CFR Part 63, Subpart A	No changing attributes.
OC2L8GF500	FLARES	N/A	63CC-01	40 CFR Part 63, Subpart CC	No changing attributes.

Unit Summary

Unit/Group/ Process ID No.	Unit Type	Group/Inclusive Units	SOP Index No.	Regulation	Requirement Driver
OC6FL066A	STORAGE TANKS/VESSELS	N/A	61FF-01	40 CFR Part 61, Subpart FF	Alternate Monitoring Parameters = Alternate monitoring parameters not requested, Engineering Calculations = Results of performance tests are used to demonstrate that the control device achieves emission limitation., Control Device Type/Operation = Thermal vapor incinerator with a reduction of organics being greater than or equal to 95 weight percent
OC6FL066A	STORAGE TANKS/VESSELS	N/A	61FF-02	40 CFR Part 61, Subpart FF	Control Device Type/Operation = Flare
OC6FL066B	STORAGE TANKS/VESSELS	N/A	61FF-01	40 CFR Part 61, Subpart FF	Alternate Monitoring Parameters = Alternate monitoring parameters not requested, Engineering Calculations = Results of performance tests are used to demonstrate that the control device achieves emission limitation., Control Device Type/Operation = Thermal vapor incinerator with a reduction of organics being greater than or equal to 95 weight percent
OC6FL066B	STORAGE TANKS/VESSELS	N/A	61FF-02	40 CFR Part 61, Subpart FF	Control Device Type/Operation = Flare
OC6FL166A	STORAGE TANKS/VESSELS	N/A	61FF-01	40 CFR Part 61, Subpart FF	Alternate Monitoring Parameters = Alternate monitoring parameters not requested, Engineering Calculations = Results of performance tests are used to demonstrate that the control device achieves emission limitation., Control Device Type/Operation = Thermal vapor incinerator with a reduction of organics being greater

Unit Summary

Unit/Group/ Process ID No.	Unit Type	Group/Inclusive Units	SOP Index No.	Regulation	Requirement Driver
					than or equal to 95 weight percent
OC6FL166A	STORAGE TANKS/VESSELS	N/A	61FF-02	40 CFR Part 61, Subpart FF	Control Device Type/Operation = Flare
OC6FL166B	STORAGE TANKS/VESSELS	N/A	61FF-01	40 CFR Part 61, Subpart FF	Alternate Monitoring Parameters = Alternate monitoring parameters not requested, Engineering Calculations = Results of performance tests are used to demonstrate that the control device achieves emission limitation., Control Device Type/Operation = Thermal vapor incinerator with a reduction of organics being greater than or equal to 95 weight percent
OC6FL166B	STORAGE TANKS/VESSELS	N/A	61FF-02	40 CFR Part 61, Subpart FF	Control Device Type/Operation = Flare
OC6L8CT800	INDUSTRIAL PROCESS COOLING TOWERS	N/A	R5760-01	30 TAC Chapter 115, HRVOC Cooling Towers	No changing attributes.
OC6L8D069	VOLATILE ORGANIC COMPOUND WATER SEPARATORS	N/A	R5131-01	30 TAC Chapter 115, Water Separation	No changing attributes.
OC6L8D069	VOLATILE ORGANIC COMPOUND WATER SEPARATORS	N/A	61FF-01	40 CFR Part 61, Subpart FF	Engineering Calculations = PERFORANCE TEST IS BEING USED TO DETERMINE COMPLIANCE OF A CONTROL DEVICE, Control Device Type/Operation = THERMAL VAPOR INCINERATOR REDUCING ORGANICS BY 95 WEIGHT PERCENT OR GREATER, Alternate Monitoring Parameters = COMPLYING WITH THE MONITORING REQUIREMENTS

Unit Summary

Unit/Group/ Process ID No.	Unit Type	Group/Inclusive Units	SOP Index No.	Regulation	Requirement Driver
					OF SUBPART FF
OC6L8D069	VOLATILE ORGANIC COMPOUND WATER SEPARATORS	N/A	61FF-02	40 CFR Part 61, Subpart FF	Control Device Type/Operation = FLARE
OC6L8D1015	STORAGE TANKS/VESSELS	N/A	61FF-01	40 CFR Part 61, Subpart FF	Alternate Monitoring Parameters = Alternate monitoring parameters not requested, Engineering Calculations = Results of performance tests are used to demonstrate that the control device achieves emission limitation., Control Device Type/Operation = Thermal vapor incinerator with a reduction of organics being greater than or equal to 95 weight percent
OC6L8D1015	STORAGE TANKS/VESSELS	N/A	61FF-02	40 CFR Part 61, Subpart FF	Control Device Type/Operation = Flare
OC6L8D1080	STORAGE TANKS/VESSELS	N/A	61FF-01	40 CFR Part 61, Subpart FF	Alternate Monitoring Parameters = Alternate monitoring parameters not requested, Engineering Calculations = Results of performance tests are used to demonstrate that the control device achieves emission limitation., Control Device Type/Operation = Thermal vapor incinerator with a reduction of organics being greater than or equal to 95 weight percent
OC6L8D1080	STORAGE TANKS/VESSELS	N/A	61FF-02	40 CFR Part 61, Subpart FF	Control Device Type/Operation = Flare
OC6L8D1081	STORAGE TANKS/VESSELS	N/A	61FF-01	40 CFR Part 61, Subpart FF	Alternate Monitoring Parameters = Alternate monitoring parameters not requested, Engineering Calculations = Results of performance tests are

Unit Summary

Unit/Group/ Process ID No.	Unit Type	Group/Inclusive Units	SOP Index No.	Regulation	Requirement Driver
					used to demonstrate that the control device achieves emission limitation., Control Device Type/Operation = Thermal vapor incinerator with a reduction of organics being greater than or equal to 95 weight percent
OC6L8D1081	STORAGE TANKS/VESSELS	N/A	61FF-02	40 CFR Part 61, Subpart FF	Control Device Type/Operation = Flare
OC6L8D1180	STORAGE TANKS/VESSELS	N/A	61FF-01	40 CFR Part 61, Subpart FF	Alternate Monitoring Parameters = Alternate monitoring parameters not requested, Engineering Calculations = Results of performance tests are used to demonstrate that the control device achieves emission limitation., Control Device Type/Operation = Thermal vapor incinerator with a reduction of organics being greater than or equal to 95 weight percent
OC6L8D1180	STORAGE TANKS/VESSELS	N/A	61FF-02	40 CFR Part 61, Subpart FF	Control Device Type/Operation = Flare
OC6L8D1181	WASTEWATER UNITS	N/A	R5140-01	30 TAC Chapter 115, Industrial Wastewater	Alternate Control Requirement = An alternate control requirement (ACR) or exemption criteria in accordance with 30 TAC § 115.910 is not used., Roof or Seal Type = The wastewater component does not have a floating roof or internal floating roof., Control Devices = Enclosed non-catalytic combustion device., Monitoring Type = The monitoring requirements of 30 TAC §§ 115.144(3)(A) - (H) are being used., 90% Overall Control Option =

Unit Summary

Unit/Group/ Process ID No.	Unit Type	Group/Inclusive Units	SOP Index No.	Regulation	Requirement Driver
					The unit is complying with the control requirements of 30 TAC § 115.142., Safety Hazard Exemption = No safety hazard exemption has been requested or none has been approved., Wastewater Component Type = The component is not a wet weather retention basin, exempted by §115.147(2), not a biotreatment unit.
OC6L8D1181	WASTEWATER UNITS	N/A	R5140-02	30 TAC Chapter 115, Industrial Wastewater	Alternate Control Requirement = The TCEQ Executive Director has approved an alternate control requirement (ACR) or exemption criteria in accordance with 30 TAC § 115.910.
OC6L8D1181	VOLATILE ORGANIC COMPOUND WATER SEPARATORS	N/A	61FF-01	40 CFR Part 61, Subpart FF	Engineering Calculations = PERFORMANCE TEST IS BEING USED TO DETERMINE COMPLIANCE OF A CONTROL DEVICE, Control Device Type/Operation = THERMAL VAPOR INCINERATOR REDUCING ORGANICS BY 95 WEIGHT PERCENT OR GREATER, Alternate Monitoring Parameters = COMPLYING WITH THE MONITORING REQUIREMENTS OF SUBPART FF
OC6L8D1181	VOLATILE ORGANIC COMPOUND WATER SEPARATORS	N/A	61FF-02	40 CFR Part 61, Subpart FF	Control Device Type/Operation = FLARE
OC6L8D1540	STORAGE	N/A	R5112-01	30 TAC Chapter 115,	No changing attributes.

Unit Summary

Unit/Group/ Process ID No.	Unit Type	Group/Inclusive Units	SOP Index No.	Regulation	Requirement Driver
	TANKS/VESSELS			Storage of VOCs	
OC6L8D169	WASTEWATER UNITS	N/A	R5140-01	30 TAC Chapter 115, Industrial Wastewater	Alternate Control Requirement = An alternate control requirement (ACR) or exemption criteria in accordance with 30 TAC § 115.910 is not used., Roof or Seal Type = The wastewater component does not have a floating roof or internal floating roof., Control Devices = Enclosed non-catalytic combustion device., Monitoring Type = The monitoring requirements of 30 TAC §§ 115.144(3)(A) - (H) are being used., 90% Overall Control Option = The unit is complying with the control requirements of 30 TAC § 115.142., Safety Hazard Exemption = No safety hazard exemption has been requested or none has been approved., Wastewater Component Type = The component is not a wet weather retention basin, exempted by §115.147(2), not a biotreatment unit.
OC6L8D169	WASTEWATER UNITS	N/A	R5140-02	30 TAC Chapter 115, Industrial Wastewater	Alternate Control Requirement = The TCEQ Executive Director has approved an alternate control requirement (ACR) or exemption criteria in accordance with 30 TAC § 115.910.
OC6L8D169	VOLATILE ORGANIC COMPOUND WATER SEPARATORS	N/A	61FF-01	40 CFR Part 61, Subpart FF	Engineering Calculations = PERFORANCE TEST IS BEING USED TO DETERMINE

Unit Summary

Unit/Group/ Process ID No.	Unit Type	Group/Inclusive Units	SOP Index No.	Regulation	Requirement Driver
					COMPLIANCE OF A CONTROL DEVICE, Control Device Type/Operation = THERMAL VAPOR INCINERATOR REDUCING ORGANICS BY 95 WEIGHT PERCENT OR GREATER, Alternate Monitoring Parameters = COMPLYING WITH THE MONITORING REQUIREMENTS OF SUBPART FF
OC6L8D169	VOLATILE ORGANIC COMPOUND WATER SEPARATORS	N/A	61FF-02	40 CFR Part 61, Subpart FF	Control Device Type/Operation = FLARE
OC6L8D230	STORAGE TANKS/VESSELS	N/A	61FF-01	40 CFR Part 61, Subpart FF	No changing attributes.
OC6L8D27	VOLATILE ORGANIC COMPOUND WATER SEPARATORS	N/A	R5131-01	30 TAC Chapter 115, Water Separation	No changing attributes.
OC6L8D280	WASTEWATER UNITS	N/A	R5140-01	30 TAC Chapter 115, Industrial Wastewater	Alternate Control Requirement = An alternate control requirement (ACR) or exemption criteria in accordance with 30 TAC § 115.910 is not used., Roof or Seal Type = The wastewater component does not have a floating roof or internal floating roof., Control Devices = Enclosed non-catalytic combustion device., Monitoring Type = The monitoring requirements of 30 TAC §§ 115.144(3)(A) - (H) are being used., 90% Overall Control Option = The unit is complying with the control requirements of 30 TAC

Unit Summary

Unit/Group/ Process ID No.	Unit Type	Group/Inclusive Units	SOP Index No.	Regulation	Requirement Driver
					§ 115.142., Safety Hazard Exemption = No safety hazard exemption has been requested or none has been approved., Wastewater Component Type = The component is not a wet weather retention basin, exempted by §115.147(2), not a biotreatment unit.
OC6L8D280	WASTEWATER UNITS	N/A	R5140-02	30 TAC Chapter 115, Industrial Wastewater	Alternate Control Requirement = The TCEQ Executive Director has approved an alternate control requirement (ACR) or exemption criteria in accordance with 30 TAC § 115.910.
OC6L8D301	VOLATILE ORGANIC COMPOUND WATER SEPARATORS	N/A	R5131-01	30 TAC Chapter 115, Water Separation	No changing attributes.
OC6L8D433	VOLATILE ORGANIC COMPOUND WATER SEPARATORS	N/A	R5131-01	30 TAC Chapter 115, Water Separation	No changing attributes.
OC6L8D906	STORAGE TANKS/VESSELS	N/A	61FF-01	40 CFR Part 61, Subpart FF	No changing attributes.
OC6L8D91	STORAGE TANKS/VESSELS	N/A	R5112-01	30 TAC Chapter 115, Storage of VOCs	Alternate Control Requirement = Using alternate method for demonstrating and documenting continuous compliance with applicable control requirements or exemption criteria, and demonstrating substantially equivalent reduction efficiencies approved by the TCEQ executive director.

Unit Summary

Unit/Group/ Process ID No.	Unit Type	Group/Inclusive Units	SOP Index No.	Regulation	Requirement Driver
OC6L8D91	STORAGE TANKS/VESSELS	N/A	R5112-02	30 TAC Chapter 115, Storage of VOCs	Tank Description = Tank using a vapor recovery system (VRS), Control Device Type = Direct-flame incinerator, Alternate Control Requirement = Not using an alternate method for demonstrating and documenting continuous compliance with applicable control requirements or exemption criteria., Product Stored = VOC other than crude oil or condensate, Storage Capacity = Capacity is greater than 1,000 gallons but less than or equal to 25,000 gallons, True Vapor Pressure = True vapor pressure is greater than or equal to 1.5 psia
OC6L8D97	STORAGE TANKS/VESSELS	N/A	R5112-01	30 TAC Chapter 115, Storage of VOCs	Alternate Control Requirement = Using alternate method for demonstrating and documenting continuous compliance with applicable control requirements or exemption criteria, and demonstrating substantially equivalent reduction efficiencies approved by the TCEQ executive director.
OC6L8D97	STORAGE TANKS/VESSELS	N/A	R5112-02	30 TAC Chapter 115, Storage of VOCs	Tank Description = Tank using a vapor recovery system (VRS), Control Device Type = Direct-flame incinerator, Alternate Control Requirement = Not using an alternate method for demonstrating and documenting continuous compliance with applicable control

Unit Summary

Unit/Group/ Process ID No.	Unit Type	Group/Inclusive Units	SOP Index No.	Regulation	Requirement Driver
					requirements or exemption criteria., Product Stored = VOC other than crude oil or condensate, Storage Capacity = Capacity is greater than 1,000 gallons but less than or equal to 25,000 gallons, True Vapor Pressure = True vapor pressure is greater than or equal to 1.5 psia
OC6L8D97	STORAGE TANKS/VESSELS	N/A	63EEEE-01	40 CFR Part 63, Subpart EEEE	No changing attributes.
OC6L8F1	FLARES	N/A	R1111-01	30 TAC Chapter 111, Visible Emissions	No changing attributes.
OC6L8F1	FLARES	N/A	R5720-01	30 TAC Chapter 115, HRVOC Vent Gas	No changing attributes.
OC6L8F1	FLARES	N/A	60A-01	40 CFR Part 60, Subpart A	No changing attributes.
OC6L8F1	FLARES	N/A	63A-01	40 CFR Part 63, Subpart A	No changing attributes.
OC6L8F1	FLARES	N/A	63CC-01	40 CFR Part 63, Subpart CC	No changing attributes.
OC6L8F1018	FLARES	N/A	R1111-01	30 TAC Chapter 111, Visible Emissions	No changing attributes.
OC6L8F1018	FLARES	N/A	R5720-01	30 TAC Chapter 115, HRVOC Vent Gas	No changing attributes.
OC6L8F1018	FLARES	N/A	60A-01	40 CFR Part 60, Subpart A	No changing attributes.
OC6L8F1018	FLARES	N/A	63A-01	40 CFR Part 63, Subpart A	No changing attributes.
OC6L8F1018	FLARES	N/A	63CC-01	40 CFR Part 63, Subpart CC	No changing attributes.
OC6L8F902	FLARES	N/A	R1111-01	30 TAC Chapter 111, Visible Emissions	No changing attributes.
OC6L8F902	FLARES	N/A	R5720-01	30 TAC Chapter 115, HRVOC Vent Gas	No changing attributes.

Unit Summary

Unit/Group/ Process ID No.	Unit Type	Group/Inclusive Units	SOP Index No.	Regulation	Requirement Driver
OC6L8F902	FLARES	N/A	60A-01	40 CFR Part 60, Subpart A	No changing attributes.
OC6L8FU01	FUGITIVE EMISSION UNITS	N/A	R5780-ALL	30 TAC Chapter 115, HRVOC Fugitive Emissions	No changing attributes.
OC6L8FU01	FUGITIVE EMISSION UNITS	N/A	R5352-ALL	30 TAC Chapter 115, Pet. Refinery & Petrochemicals	No changing attributes.
OC6L8FU01	FUGITIVE EMISSION UNITS	N/A	63YY-01	40 CFR Part 63, Subpart YY	No changing attributes.
OC6L8FU11	FUGITIVE EMISSION UNITS	N/A	R5352-ALL	30 TAC Chapter 115, Pet. Refinery & Petrochemicals	No changing attributes.
OC6L8FU11	FUGITIVE EMISSION UNITS	N/A	63YY-01	40 CFR Part 63, Subpart YY	No changing attributes.
OC6L8GE03	SRIC ENGINES	N/A	R7ICI-01	30 TAC Chapter 117, Subchapter B	No changing attributes.
OC6L8GE03	SRIC ENGINES	N/A	63ZZZZ-01	40 CFR Part 63, Subpart ZZZZ	No changing attributes.
OC6L8LR1	LOADING/UNLOADING OPERATIONS	N/A	R5211-01	30 TAC Chapter 115, Loading and Unloading of VOC	Vapor Tight = Not all liquid and vapor lines are equipped with fittings which make vapor-tight connections that close automatically when disconnected., Alternate Control Requirement (ACR) = Using the 90% overall control option specified in 30 TAC § 115.213(b)., True Vapor Pressure = True vapor pressure is greater than or equal to 0.5 and less than 11.0 psia, the overall emission controls are at least 90%, and an initial control plan and annual report has been submitted., Daily Throughput = Daily throughput not determined since 30 TAC

Unit Summary

Unit/Group/ Process ID No.	Unit Type	Group/Inclusive Units	SOP Index No.	Regulation	Requirement Driver
					§ 115.217(a)(2)(A) or 30 TAC § 115.217(b)(3)(A) exemption is not utilized., Chapter 115 Control Device Type = No control device., Transfer Type = Only loading.
OC6L8LR1	LOADING/UNLOADING OPERATIONS	N/A	R5211-02	30 TAC Chapter 115, Loading and Unloading of VOC	Alternate Control Requirement (ACR) = No alternate control requirements are being utilized., True Vapor Pressure = True vapor pressure less than 0.5 psia., Transfer Type = Only unloading.
OC6L8R44A	REACTOR	N/A	60RRR-01	40 CFR Part 60, Subpart RRR	No changing attributes.
OC6L8R44B	REACTOR	N/A	60RRR-01	40 CFR Part 60, Subpart RRR	No changing attributes.
OC6L8RX1	EMISSION POINTS/STATIONARY VENTS/PROCESS VENTS	N/A	R5121-01	30 TAC Chapter 115, Vent Gas Controls	Alternate Control Requirement = Alternate method for demonstrating and documenting continuous compliance with applicable control requirements or exemption criteria and demonstrating substantially equivalent reduction efficiencies approved by the TCEQ Executive Director., Control Device Type = Smokeless flare
OC6L8RX1	EMISSION POINTS/STATIONARY VENTS/PROCESS VENTS	N/A	R5121-02	30 TAC Chapter 115, Vent Gas Controls	Alternate Control Requirement = Alternate control is not used., Control Device Type = Direct flame incinerator in which the vent gas stream is burned at a temperature or at least 1300° F (704 C).
OC6L8RX2	EMISSION	N/A	R5121-01	30 TAC Chapter 115, Vent	Alternate Control Requirement =

Unit Summary

Unit/Group/ Process ID No.	Unit Type	Group/Inclusive Units	SOP Index No.	Regulation	Requirement Driver
	POINTS/STATIONARY VENTS/PROCESS VENTS			Gas Controls	Alternate method for demonstrating and documenting continuous compliance with applicable control requirements or exemption criteria and demonstrating substantially equivalent reduction efficiencies approved by the TCEQ Executive Director., Control Device Type = Smokeless flare
OC6L8RX2	EMISSION POINTS/STATIONARY VENTS/PROCESS VENTS	N/A	R5121-02	30 TAC Chapter 115, Vent Gas Controls	Alternate Control Requirement = Alternate control is not used., Control Device Type = Direct flame incinerator in which the vent gas stream is burned at a temperature or at least 1300° F (704 C).
OC6L8RX3	EMISSION POINTS/STATIONARY VENTS/PROCESS VENTS	N/A	R5121-01	30 TAC Chapter 115, Vent Gas Controls	No changing attributes.
OC6L8RX4	EMISSION POINTS/STATIONARY VENTS/PROCESS VENTS	N/A	R5121-01	30 TAC Chapter 115, Vent Gas Controls	No changing attributes.
OC6L8S068	STORAGE TANKS/VESSELS	N/A	61FF-01	40 CFR Part 61, Subpart FF	Alternate Monitoring Parameters = Alternate monitoring parameters not requested, Engineering Calculations = Results of performance tests are used to demonstrate that the control device achieves emission limitation., Control Device Type/Operation = Thermal vapor incinerator with a reduction of organics being greater than or equal to 95 weight percent
OC6L8S068	STORAGE	N/A	61FF-02	40 CFR Part 61, Subpart FF	Control Device Type/Operation =

Unit Summary

Unit/Group/ Process ID No.	Unit Type	Group/Inclusive Units	SOP Index No.	Regulation	Requirement Driver
	TANKS/VESSELS				Flare
OC6L8S168	STORAGE TANKS/VESSELS	N/A	61FF-01	40 CFR Part 61, Subpart FF	Alternate Monitoring Parameters = Alternate monitoring parameters not requested, Engineering Calculations = Results of performance tests are used to demonstrate that the control device achieves emission limitation., Control Device Type/Operation = Thermal vapor incinerator with a reduction of organics being greater than or equal to 95 weight percent
OC6L8S168	STORAGE TANKS/VESSELS	N/A	61FF-02	40 CFR Part 61, Subpart FF	Control Device Type/Operation = Flare
OC6L8ST01A	STORAGE TANKS/VESSELS	N/A	R5112-01	30 TAC Chapter 115, Storage of VOCs	No changing attributes.
OC6L8ST01A	STORAGE TANKS/VESSELS	N/A	63YY-01	40 CFR Part 63, Subpart YY	No changing attributes.
OC6L8ST01B	STORAGE TANKS/VESSELS	N/A	R5112-01	30 TAC Chapter 115, Storage of VOCs	No changing attributes.
OC6L8ST01B	STORAGE TANKS/VESSELS	N/A	63YY-01	40 CFR Part 63, Subpart YY	No changing attributes.
OC6L8ST505	STORAGE TANKS/VESSELS	N/A	R5112-01	30 TAC Chapter 115, Storage of VOCs	No changing attributes.
OC6L8ST901	STORAGE TANKS/VESSELS	N/A	R5112-01	30 TAC Chapter 115, Storage of VOCs	No changing attributes.
OC6L8ST901	STORAGE TANKS/VESSELS	N/A	60Ka-01	40 CFR Part 60, Subpart Ka	No changing attributes.
OC6L8ST901	STORAGE TANKS/VESSELS	N/A	63YY-01	40 CFR Part 63, Subpart YY	No changing attributes.

Unit Summary

Unit/Group/ Process ID No.	Unit Type	Group/Inclusive Units	SOP Index No.	Regulation	Requirement Driver
OC6L8ST916	STORAGE TANKS/VESSELS	N/A	R5112-01	30 TAC Chapter 115, Storage of VOCs	No changing attributes.
OC6L8T070	VOLATILE ORGANIC COMPOUND WATER SEPARATORS	N/A	61FF-01	40 CFR Part 61, Subpart FF	Engineering Calculations = PERFORMANCE TEST IS BEING USED TO DETERMINE COMPLIANCE OF A CONTROL DEVICE, Control Device Type/Operation = THERMAL VAPOR INCINERATOR REDUCING ORGANICS BY 95 WEIGHT PERCENT OR GREATER, Alternate Monitoring Parameters = COMPLYING WITH THE MONITORING REQUIREMENTS OF SUBPART FF
OC6L8T070	VOLATILE ORGANIC COMPOUND WATER SEPARATORS	N/A	61FF-02	40 CFR Part 61, Subpart FF	Control Device Type/Operation = FLARE
OC6L8T170	VOLATILE ORGANIC COMPOUND WATER SEPARATORS	N/A	61FF-01	40 CFR Part 61, Subpart FF	Engineering Calculations = PERFORMANCE TEST IS BEING USED TO DETERMINE COMPLIANCE OF A CONTROL DEVICE, Control Device Type/Operation = THERMAL VAPOR INCINERATOR REDUCING ORGANICS BY 95 WEIGHT PERCENT OR GREATER, Alternate Monitoring Parameters = COMPLYING WITH THE MONITORING REQUIREMENTS OF SUBPART FF
OC6L8T170	VOLATILE ORGANIC COMPOUND WATER	N/A	61FF-02	40 CFR Part 61, Subpart FF	Control Device Type/Operation = FLARE

Unit Summary

Unit/Group/ Process ID No.	Unit Type	Group/Inclusive Units	SOP Index No.	Regulation	Requirement Driver
	SEPARATORS				
OC6L8V1005	STORAGE TANKS/VESSELS	N/A	R5112-01	30 TAC Chapter 115, Storage of VOCs	No changing attributes.
OC6L8V1020	STORAGE TANKS/VESSELS	N/A	61FF-01	40 CFR Part 61, Subpart FF	Control Device Type/Operation = Thermal vapor incinerator with a reduction of organics being greater than or equal to 95 weight percent
OC6L8V1020	STORAGE TANKS/VESSELS	N/A	61FF-02	40 CFR Part 61, Subpart FF	Control Device Type/Operation = Flare
OC6L8V1905	STORAGE TANKS/VESSELS	N/A	R5112-01	30 TAC Chapter 115, Storage of VOCs	No changing attributes.
OC6L8V1905	STORAGE TANKS/VESSELS	N/A	61FF-01	40 CFR Part 61, Subpart FF	No changing attributes.
OC6L8V1905	STORAGE TANKS/VESSELS	N/A	63YY-01	40 CFR Part 63, Subpart YY	No changing attributes.
OC6L8V280	STORAGE TANKS/VESSELS	N/A	61FF-01	40 CFR Part 61, Subpart FF	Alternate Monitoring Parameters = Alternate monitoring parameters not requested, Engineering Calculations = Results of performance tests are used to demonstrate that the control device achieves emission limitation., Control Device Type/Operation = Thermal vapor incinerator with a reduction of organics being greater than or equal to 95 weight percent
OC6L8V280	STORAGE TANKS/VESSELS	N/A	61FF-02	40 CFR Part 61, Subpart FF	Control Device Type/Operation = Flare
PROL7FF	TREATMENT PROCESS	N/A	61FF-01	40 CFR Part 61, Subpart FF	No changing attributes.
PROL8FF	TREATMENT PROCESS	N/A	61FF-01	40 CFR Part 61, Subpart FF	No changing attributes.

Applicable Requirements Summary

Unit Group Process ID No.	Unit Group Process Type	SOP Index No.	Pollutant	State Rule or Federal Regulation Name	Emission Limitation, Standard or Equipment Specification Citation	Textual Description (See Special Term and Condition 1.B.)	Monitoring And Testing Requirements	Recordkeeping Requirements (30 TAC § 122.144)	Reporting Requirements (30 TAC § 122.145)
B56L7FU01	EU	R5780-ALL	Highly Reactive VOC	30 TAC Chapter 115, HRVOC Fugitive Emissions	§ 115.781(b)(9) § 115.780(b) [G]§ 115.781(a) § 115.781(g)(3) § 115.782(a) § 115.782(b)(1) § 115.782(b)(2) § 115.782(c)(1) § 115.782(c)(1)(A) § 115.782(c)(1)(B) [G]§ 115.782(c)(1)(B)(i) § 115.782(c)(1)(B)(ii) [G]§ 115.782(c)(1)(B)(iii) § 115.782(c)(1)(B)(iv)	Heat exchanger heads, sight glasses, meters, gauges, sampling connections, bolted manways, hatches, sump covers, junction box vents, and covers and seals on VOC water separators within the process unit or processes listed in §115.780(a) in which a HRVOC is a raw material, intermediate, final product, or in a waste stream is subject to the requirements of this division. A leak is defined as a screening concentration greater than 500 ppmv above background as methane for all components.	§ 115.781(b) § 115.781(b)(10) § 115.781(b)(3) § 115.781(b)(4) § 115.781(b)(7) § 115.781(b)(7)(A) § 115.781(b)(7)(B) § 115.781(f) § 115.781(f)(1) § 115.781(f)(2) § 115.781(f)(3) § 115.781(f)(4) § 115.781(f)(5) § 115.781(f)(6) § 115.781(g) § 115.781(g)(1) § 115.781(g)(2) § 115.782(d)(2) § 115.789(1)(B)	§ 115.781(b)(10) § 115.781(g) § 115.781(g)(1) § 115.781(g)(2) § 115.781(g)(3) [G]§ 115.782(c)(1)(B)(i) [G]§ 115.786(c) § 115.786(d) § 115.786(d)(1) § 115.786(d)(2) § 115.786(d)(2)(A) § 115.786(d)(2)(B) § 115.786(d)(2)(C) § 115.786(e) § 115.786(g)	[G]§ 115.782(c)(1)(B)(i) [G]§ 115.786(c) § 115.789(1)(B)
B56L7FU01	EU	R5780-ALL	Highly Reactive VOC	30 TAC Chapter 115, HRVOC Fugitive Emissions	§ 115.781(b)(9) § 115.780(b) [G]§ 115.781(a) § 115.781(g)(3) § 115.782(a) § 115.782(b)(1) § 115.782(b)(2) § 115.782(c)(2) § 115.782(c)(2)(A) § 115.782(c)(2)(A)(i) § 115.782(c)(2)(A)(ii) § 115.782(c)(2)(B) § 115.783(5) § 115.787(f) § 115.787(f)(2) § 115.787(f)(3)	Open-ended valves or lines within a petroleum refinery; synthetic organic chemical, polymer, resin, or methyl-tert-butyl ether manufacturing process; or natural gas/gasoline processing operation in which a highly-reactive volatile organic compound is a raw material, intermediate, final product, or in a waste stream is subject to the requirements of this division. A leak is defined as a screening concentration greater than 500 ppmv above	§ 115.354(1) § 115.354(10) § 115.354(2) § 115.354(5) § 115.354(6) § 115.354(9) § 115.781(b) § 115.781(b)(10) § 115.781(b)(3) § 115.781(b)(4) § 115.781(b)(7) § 115.781(b)(7)(A) § 115.781(b)(7)(B) § 115.781(f) § 115.781(f)(1) § 115.781(f)(2) § 115.781(f)(3) § 115.781(f)(4)	§ 115.354(10) § 115.356 [G]§ 115.356(1) [G]§ 115.356(2) § 115.356(3) § 115.356(3)(A) § 115.356(3)(B) § 115.356(5) § 115.781(b)(10) § 115.781(g) § 115.781(g)(1) § 115.781(g)(2) § 115.781(g)(3) § 115.782(c)(2)(A)(ii) [G]§ 115.786(c) § 115.786(d) § 115.786(d)(2) § 115.786(d)(2)(C)	§ 115.782(c)(2)(A)(ii) [G]§ 115.786(c) § 115.788(c) [G]§ 115.788(d) § 115.788(e) [G]§ 115.788(g) § 115.789(1)(B)

Applicable Requirements Summary

Unit Group Process ID No.	Unit Group Process Type	SOP Index No.	Pollutant	State Rule or Federal Regulation Name	Emission Limitation, Standard or Equipment Specification Citation	Textual Description (See Special Term and Condition 1.B.)	Monitoring And Testing Requirements	Recordkeeping Requirements (30 TAC § 122.144)	Reporting Requirements (30 TAC § 122.145)
					§ 115.787(f)(4) § 115.787(g) § 115.788(a) § 115.788(a)(1) § 115.788(a)(2) § 115.788(a)(2)(A) § 115.788(a)(2)(B) § 115.788(a)(2)(C) § 115.788(a)(2)(C)(i) § 115.788(a)(2)(C)(ii) § 115.788(a)(2)(C)(iii) § 115.788(a)(2)(D) § 115.788(a)(3) § 115.788(a)(3)(A) § 115.788(a)(3)(B) [G]§ 115.788(g)	background as methane for all components.	§ 115.781(f)(5) § 115.781(f)(6) § 115.781(g) § 115.781(g)(1) § 115.781(g)(2) § 115.782(d)(2) § 115.789(1)(B)	§ 115.786(e) § 115.786(g) [G]§ 115.788(g)	
B56L7FU01	EU	R5780-ALL	Highly Reactive VOC	30 TAC Chapter 115, HRVOC Fugitive Emissions	§ 115.787(d) § 115.780(b) [G]§ 115.781(a) § 115.782(a) § 115.782(b)(1) § 115.782(b)(2) § 115.782(c)(1) § 115.782(c)(1)(A) § 115.782(c)(1)(B) [G]§ 115.782(c)(1)(B)(i) § 115.782(c)(1)(B)(ii) [G]§ 115.782(c)(1)(B)(iii) § 115.782(c)(1)(B)(iv) § 115.782(c)(1)(C)(i) §	All agitators that are equipped with a shaft sealing system that prevents or detects emissions of VOC from the seal are exempt from the monitoring requirement of §115.781(b) and (c). Submerged pumps or sealless pumps may be used to satisfy the requirements of this subsection.	§ 115.782(d)(2)	[G]§ 115.782(c)(1)(B)(i) [G]§ 115.786(c) § 115.786(d) § 115.786(d)(1) § 115.786(d)(2) § 115.786(d)(2)(A) § 115.786(d)(2)(B) § 115.786(d)(2)(C) § 115.786(e) § 115.786(g)	[G]§ 115.782(c)(1)(B)(i) § 115.783(3)(C) [G]§ 115.786(c)

Applicable Requirements Summary

Unit Group Process ID No.	Unit Group Processes Type	SOP Index No.	Pollutant	State Rule or Federal Regulation Name	Emission Limitation, Standard or Equipment Specification Citation	Textual Description (See Special Term and Condition 1.B.)	Monitoring And Testing Requirements	Recordkeeping Requirements (30 TAC § 122.144)	Reporting Requirements (30 TAC § 122.145)
					115.782(c)(1)(C)(i)(I) § 115.782(c)(1)(C)(i)(II) § 115.782(c)(1)(C)(i)(III) § 115.782(c)(1)(C)(ii) § 115.783(3) [G]§ 115.783(3)(A) [G]§ 115.783(3)(B) § 115.787(b) § 115.787(b)(1) § 115.787(g)				
B56L7FU01	EU	R5780-ALL	Highly Reactive VOC	30 TAC Chapter 115, HRVOC Fugitive Emissions	§ 115.787(d) § 115.780(b) [G]§ 115.781(a) § 115.782(a) § 115.782(b)(1) § 115.782(b)(2) § 115.782(c)(1) § 115.782(c)(1)(A) § 115.782(c)(1)(B) [G]§ 115.782(c)(1)(B)(i) § 115.782(c)(1)(B)(ii) [G]§ 115.782(c)(1)(B)(iii) § 115.782(c)(1)(B)(iv) § 115.782(c)(1)(C)(i) § 115.782(c)(1)(C)(i)(I) §	All compressors that are equipped with a shaft sealing system that prevents or detects emissions of VOC from the seal are exempt from the monitoring requirement of §115.781(b) and (c). Submerged pumps or sealless pumps may be used to satisfy the requirements of this subsection.	§ 115.782(d)(2)	[G]§ 115.782(c)(1)(B)(i) [G]§ 115.786(c) § 115.786(d) § 115.786(d)(1) § 115.786(d)(2) § 115.786(d)(2)(A) § 115.786(d)(2)(B) § 115.786(d)(2)(C) § 115.786(e) § 115.786(g)	[G]§ 115.782(c)(1)(B)(i) § 115.783(3)(C) [G]§ 115.786(c)

Applicable Requirements Summary

Unit Group Process ID No.	Unit Group Processes Type	SOP Index No.	Pollutant	State Rule or Federal Regulation Name	Emission Limitation, Standard or Equipment Specification Citation	Textual Description (See Special Term and Condition 1.B.)	Monitoring And Testing Requirements	Recordkeeping Requirements (30 TAC § 122.144)	Reporting Requirements (30 TAC § 122.145)
					115.782(c)(1)(C)(i)(II) § 115.782(c)(1)(C)(i)(III) § 115.782(c)(1)(C)(ii) § 115.783(3) [G]§ 115.783(3)(A) [G]§ 115.783(3)(B) § 115.787(b) § 115.787(b)(1) § 115.787(g)				
B56L7FU01	EU	R5780-ALL	Highly Reactive VOC	30 TAC Chapter 115, HRVOC Fugitive Emissions	§ 115.787(d) § 115.780(b) [G]§ 115.781(a) § 115.782(a) § 115.782(b)(1) § 115.782(b)(2) § 115.782(c)(1) § 115.782(c)(1)(A) § 115.782(c)(1)(B) [G]§ 115.782(c)(1)(B)(i) § 115.782(c)(1)(B)(ii) [G]§ 115.782(c)(1)(B)(iii) § 115.782(c)(1)(B)(iv) § 115.782(c)(1)(C)(i) § 115.782(c)(1)(C)(i)(I) § 115.782(c)(1)(C)(i)(II) §	All pumps that are equipped with a shaft sealing system that prevents or detects emissions of VOC from the seal are exempt from the monitoring requirement of §115.781(b) and (c). Submerged pumps or sealless pumps may be used to satisfy the requirements of this subsection.	§ 115.782(d)(2)	[G]§ 115.782(c)(1)(B)(i) [G]§ 115.786(c) § 115.786(d) § 115.786(d)(1) § 115.786(d)(2) § 115.786(d)(2)(A) § 115.786(d)(2)(B) § 115.786(d)(2)(C) § 115.786(e) § 115.786(g)	[G]§ 115.782(c)(1)(B)(i) § 115.783(3)(C) [G]§ 115.786(c)

Applicable Requirements Summary

Unit Group Process ID No.	Unit Group Processes Type	SOP Index No.	Pollutant	State Rule or Federal Regulation Name	Emission Limitation, Standard or Equipment Specification Citation	Textual Description (See Special Term and Condition 1.B.)	Monitoring And Testing Requirements	Recordkeeping Requirements (30 TAC § 122.144)	Reporting Requirements (30 TAC § 122.145)
					115.782(c)(1)(C)(i)(III) § 115.782(c)(1)(C)(ii) § 115.783(3) [G]§ 115.783(3)(A) [G]§ 115.783(3)(B) § 115.787(b) § 115.787(b)(1) § 115.787(g)				
B56L7FU01	EU	R5780-ALL	Highly Reactive VOC	30 TAC Chapter 115, HRVOC Fugitive Emissions	§ 115.787(a)	Components that contact a process fluid containing less than 5.0% highly-reactive volatile organic compounds by weight on an annual average basis are exempt from the requirements of this division (relating to Fugitive Emissions), except for 115.786(e) and (g) of this title (relating to Record keeping Requirements).	None	§ 115.786(e) § 115.786(g)	None
B56L7FU01	EU	R5780-ALL	Highly Reactive VOC	30 TAC Chapter 115, HRVOC Fugitive Emissions	§ 115.781(b)(9) § 115.780(b) [G]§ 115.781(a) § 115.781(g)(3) § 115.782(a) § 115.782(b)(1) § 115.782(b)(2) § 115.782(c)(1) § 115.782(c)(1)(A) § 115.782(c)(1)(B) [G]§ 115.782(c)(1)(B)(i) § 115.782(c)(1)(B)(ii) [G]§ 115.782(c)(1)(B)(iii)	Process drains within a petroleum refinery; synthetic organic chemical, polymer, resin, or methyl-tert-butyl ether manufacturing process; or natural gas/gasoline processing operation in which a highly-reactive volatile organic compound is a raw material, intermediate, final product, or in a waste stream is subject to the requirements of this division. A leak is defined as a screening concentration greater than	§ 115.354(1) § 115.354(10) § 115.354(5) § 115.354(6) § 115.354(9) § 115.781(b) § 115.781(b)(10) § 115.781(b)(3) § 115.781(b)(4) § 115.781(b)(5) § 115.781(b)(6) § 115.781(b)(7) § 115.781(b)(7)(A) § 115.781(b)(7)(B) § 115.781(g) § 115.781(g)(1)	§ 115.354(10) § 115.356 [G]§ 115.356(1) [G]§ 115.356(2) § 115.356(3) § 115.356(3)(A) § 115.356(3)(B) § 115.356(5) § 115.781(b)(10) § 115.781(g) § 115.781(g)(1) § 115.781(g)(2) § 115.781(g)(3) [G]§ 115.782(c)(1)(B)(i) [G]§ 115.786(c) § 115.786(d)	[G]§ 115.782(c)(1)(B)(i) [G]§ 115.786(c)

Applicable Requirements Summary

Unit Group Process ID No.	Unit Group Process Type	SOP Index No.	Pollutant	State Rule or Federal Regulation Name	Emission Limitation, Standard or Equipment Specification Citation	Textual Description (See Special Term and Condition 1.B.)	Monitoring And Testing Requirements	Recordkeeping Requirements (30 TAC § 122.144)	Reporting Requirements (30 TAC § 122.145)
					§ 115.782(c)(1)(B)(iv) § 115.783(4)(A)(i) § 115.783(4)(A)(ii) § 115.783(4)(A)(ii)(I) § 115.783(4)(A)(ii)(II) § 115.783(4)(B) § 115.783(4)(B)(i) § 115.783(4)(B)(ii)	500 ppmv above background as methane for all components.	§ 115.781(g)(2) § 115.782(d)(2)	§ 115.786(d)(1) § 115.786(d)(2) § 115.786(d)(2)(A) § 115.786(d)(2)(B) § 115.786(d)(2)(C) § 115.786(e) § 115.786(g)	
B56L7FU01	EU	R5780-ALL	Highly Reactive VOC	30 TAC Chapter 115, HRVOC Fugitive Emissions	§ 115.781(b)(9) § 115.780(b) [G]§ 115.781(a) § 115.781(g)(3) § 115.782(a) § 115.782(b)(1) § 115.782(b)(2) § 115.782(c)(1) § 115.782(c)(1)(A) § 115.782(c)(1)(B) [G]§ 115.782(c)(1)(B)(i) § 115.782(c)(1)(B)(ii) [G]§ 115.782(c)(1)(B)(iii) § 115.782(c)(1)(B)(iv) § 115.787(e) § 115.787(f) § 115.787(g) § 115.788(a) § 115.788(a)(1) § 115.788(a)(2) § 115.788(a)(2)(A) § 115.788(a)(2)(B) § 115.788(a)(2)(C) §	Pressure relief valves (in gaseous service) within a petroleum refinery; synthetic organic chemical, polymer, resin, or methyl-tert-butyl ether manufacturing process; or natural gas/gasoline processing operation in which a highly-reactive volatile organic compound is a raw material, intermediate, final product, or in a waste stream is subject to the requirements of this division. A leak is defined as a screening concentration greater than 500 ppmv above background as methane for all components.	§ 115.354(1) § 115.354(10) § 115.354(2) § 115.354(4) § 115.354(5) § 115.354(6) § 115.354(9) § 115.781(b) § 115.781(b)(10) § 115.781(b)(4) § 115.781(b)(7) § 115.781(b)(7)(A) § 115.781(b)(7)(B) § 115.781(b)(8) § 115.781(e) § 115.781(g) § 115.781(g)(1) § 115.781(g)(2) § 115.782(d)(2)	§ 115.354(10) § 115.356 [G]§ 115.356(1) [G]§ 115.356(2) § 115.356(3) § 115.356(3)(A) § 115.356(3)(B) § 115.356(5) § 115.781(b)(10) § 115.781(g) § 115.781(g)(1) § 115.781(g)(2) § 115.781(g)(3) [G]§ 115.782(c)(1)(B)(i) [G]§ 115.786(c) § 115.786(d) § 115.786(d)(1) § 115.786(d)(2) § 115.786(d)(2)(A) § 115.786(d)(2)(B) § 115.786(d)(2)(C) § 115.786(e) § 115.786(g) [G]§ 115.788(g)	[G]§ 115.782(c)(1)(B)(i) [G]§ 115.786(c) § 115.788(c) [G]§ 115.788(d) § 115.788(e) [G]§ 115.788(g)

Applicable Requirements Summary

Unit Group Process ID No.	Unit Group Process Type	SOP Index No.	Pollutant	State Rule or Federal Regulation Name	Emission Limitation, Standard or Equipment Specification Citation	Textual Description (See Special Term and Condition 1.B.)	Monitoring And Testing Requirements	Recordkeeping Requirements (30 TAC § 122.144)	Reporting Requirements (30 TAC § 122.145)
					§ 115.788(a)(2)(C)(i) § 115.788(a)(2)(C)(ii) § 115.788(a)(2)(C)(iii) § 115.788(a)(2)(D) § 115.788(a)(3) § 115.788(a)(3)(A) § 115.788(a)(3)(B) [G]§ 115.788(g)				
B56L7FU01	EU	R5780-ALL	Highly Reactive VOC	30 TAC Chapter 115, HRVOC Fugitive Emissions	§ 115.781(b)(9) § 115.780(b) [G]§ 115.781(a) § 115.781(g)(3) § 115.782(a) § 115.782(b)(1) § 115.782(b)(2) § 115.782(c)(2) § 115.782(c)(2)(A) § 115.782(c)(2)(A)(i) § 115.782(c)(2)(A)(ii) § 115.782(c)(2)(B) § 115.783(5) § 115.787(f) § 115.787(f)(4) § 115.787(g) § 115.788(a) § 115.788(a)(1) § 115.788(a)(2) § 115.788(a)(2)(A) § 115.788(a)(2)(B) § 115.788(a)(2)(C) § 115.788(a)(2)(C)(i) § 115.788(a)(2)(C)(ii) §	Valves within a petroleum refinery; synthetic organic chemical, polymer, resin, or methyl-tert-butyl ether manufacturing process; or natural gas/gasoline processing operation which a highly-reactive volatile organic compound is a raw material, intermediate, final product, or in a waste stream is subject to the requirements of this division. A leak is defined as a screening concentration greater than 500 ppmv above background as methane for all components.	§ 115.354(1) § 115.354(10) § 115.354(2) § 115.354(5) § 115.354(6) § 115.354(9) § 115.781(b) § 115.781(b)(10) § 115.781(b)(4) § 115.781(b)(7) § 115.781(b)(7)(A) § 115.781(b)(7)(B) § 115.781(g) § 115.781(g)(1) § 115.781(g)(2) § 115.782(d)(2)	§ 115.354(10) § 115.356 [G]§ 115.356(1) [G]§ 115.356(2) § 115.356(3) § 115.356(3)(A) § 115.356(3)(B) § 115.356(5) § 115.781(b)(10) § 115.781(g)(1) § 115.781(g)(2) § 115.781(g)(3) § 115.782(c)(2)(A)(ii) [G]§ 115.786(c) § 115.786(d) § 115.786(d)(2) § 115.786(d)(2)(C) § 115.786(e) § 115.786(g) [G]§ 115.788(g)	§ 115.782(c)(2)(A)(ii) [G]§ 115.786(c) § 115.788(c) [G]§ 115.788(d) § 115.788(e) [G]§ 115.788(g)

Applicable Requirements Summary

Unit Group Process ID No.	Unit Group Process Type	SOP Index No.	Pollutant	State Rule or Federal Regulation Name	Emission Limitation, Standard or Equipment Specification Citation	Textual Description (See Special Term and Condition 1.B.)	Monitoring And Testing Requirements	Recordkeeping Requirements (30 TAC § 122.144)	Reporting Requirements (30 TAC § 122.145)
					115.788(a)(2)(C)(iii) § 115.788(a)(2)(D) § 115.788(a)(3) § 115.788(a)(3)(A) § 115.788(a)(3)(B) [G]§ 115.788(g)				
B56L7FU01	EU	R5780-ALL	Highly Reactive VOC	30 TAC Chapter 115, HRVOC Fugitive Emissions	§ 115.781(b)(9) § 115.780(b) [G]§ 115.781(a) § 115.781(g)(3) § 115.782(a) § 115.782(b)(1) § 115.782(b)(2) § 115.782(c)(1) § 115.782(c)(1)(A) § 115.782(c)(1)(B) [G]§ 115.782(c)(1)(B)(i) § 115.782(c)(1)(B)(ii) [G]§ 115.782(c)(1)(B)(iii) § 115.782(c)(1)(B)(iv)	Flanges or other connectors within a petroleum refinery; synthetic organic chemical, polymer, resin, or methyl-tert-butyl ether manufacturing process; or natural gas/gasoline processing operation in which a highly-reactive volatile organic compound is a raw material, intermediate, final product, or in a waste stream is subject to the requirements of this division. A leak is defined as a screening concentration greater than 500 ppmv above background as methane for all components.	§ 115.354(1) § 115.354(10) § 115.354(11) § 115.354(3) § 115.354(5) § 115.354(6) § 115.354(9) § 115.781(b) § 115.781(b)(10) § 115.781(b)(3) § 115.781(b)(4) § 115.781(b)(7) § 115.781(b)(7)(A) § 115.781(b)(7)(B) § 115.781(f) § 115.781(f)(1) § 115.781(f)(2) § 115.781(f)(3) § 115.781(f)(4) § 115.781(f)(5) § 115.781(f)(6) § 115.781(g) § 115.781(g)(1) § 115.781(g)(2) § 115.782(d)(2) § 115.789(1)(B)	§ 115.354(10) § 115.356 [G]§ 115.356(1) [G]§ 115.356(2) § 115.356(3) § 115.356(3)(A) § 115.356(3)(B) § 115.356(5) § 115.781(b)(10) § 115.781(g) § 115.781(g)(1) § 115.781(g)(2) § 115.781(g)(3) [G]§ 115.782(c)(1)(B)(i) [G]§ 115.786(c) § 115.786(d) § 115.786(d)(1) § 115.786(d)(2) § 115.786(d)(2)(A) § 115.786(d)(2)(B) § 115.786(d)(2)(C) § 115.786(e) § 115.786(g)	[G]§ 115.782(c)(1)(B)(i) [G]§ 115.786(c) § 115.789(1)(B)
B56L7FU01	EU	R5780-ALL	Highly Reactive VOC	30 TAC Chapter 115, HRVOC Fugitive Emissions	§ 115.781(b)(9) § 115.780(b) [G]§ 115.781(a) § 115.781(g)(3) § 115.782(a) § 115.782(b)(1)	Compressor seals within a petroleum refinery; synthetic organic chemical, polymer, resin, or methyl-tert-butyl ether manufacturing process; or natural	§ 115.354(1) § 115.354(10) § 115.354(2) § 115.354(5) § 115.354(6) § 115.354(9)	§ 115.354(10) § 115.356 [G]§ 115.356(1) [G]§ 115.356(2) § 115.356(3) § 115.356(3)(A)	[G]§ 115.782(c)(1)(B)(i) § 115.783(3)(C) [G]§ 115.786(c)

Applicable Requirements Summary

Unit Group Process ID No.	Unit Group Process Type	SOP Index No.	Pollutant	State Rule or Federal Regulation Name	Emission Limitation, Standard or Equipment Specification Citation	Textual Description (See Special Term and Condition 1.B.)	Monitoring And Testing Requirements	Recordkeeping Requirements (30 TAC § 122.144)	Reporting Requirements (30 TAC § 122.145)
					§ 115.782(b)(2) § 115.782(c)(1) § 115.782(c)(1)(A) § 115.782(c)(1)(B) [G]§ 115.782(c)(1)(B)(i) § 115.782(c)(1)(B)(ii) [G]§ 115.782(c)(1)(B)(iii) § 115.782(c)(1)(B)(iv) § 115.782(c)(1)(C)(i) § 115.782(c)(1)(C)(i)(I) § 115.782(c)(1)(C)(i)(II) § 115.782(c)(1)(C)(i)(III) § 115.782(c)(1)(C)(ii) § 115.783(3) [G]§ 115.783(3)(A) [G]§ 115.783(3)(B) § 115.787(b)	gas/gasoline processing operation in which a highly-reactive volatile organic compound is a raw material, intermediate, final product, or in a waste stream is subject to the requirements of this division. A leak is defined as a screening concentration greater than 500 ppmv above background as methane for all components.	§ 115.781(b) § 115.781(b)(10) § 115.781(b)(4) § 115.781(b)(7) § 115.781(b)(7)(A) § 115.781(b)(7)(B) § 115.781(c)(1) § 115.781(c)(2) § 115.781(g) § 115.781(g)(1) § 115.781(g)(2) § 115.782(d)(2)	§ 115.356(3)(B) § 115.356(5) § 115.781(b)(10) § 115.781(g) § 115.781(g)(1) § 115.781(g)(2) § 115.781(g)(3) [G]§ 115.782(c)(1)(B)(i) [G]§ 115.786(c) § 115.786(d) § 115.786(d)(1) § 115.786(d)(2) § 115.786(d)(2)(A) § 115.786(d)(2)(B) § 115.786(d)(2)(C) § 115.786(e) § 115.786(g)	
B56L7FU01	EU	R5780-ALL	Highly Reactive VOC	30 TAC Chapter 115, HRVOC Fugitive Emissions	§ 115.781(b)(9) § 115.780(b) [G]§ 115.781(a) § 115.781(g)(3) § 115.782(a) § 115.782(b)(1) § 115.782(b)(2) § 115.782(c)(1) § 115.782(c)(1)(A) § 115.782(c)(1)(B)	Pump seals within a petroleum refinery; synthetic organic chemical, polymer, resin, or methyl-tert-butyl ether manufacturing process; or natural gas/gasoline processing operation in which a highly-reactive volatile organic compound is a raw material,	§ 115.354(1) § 115.354(10) § 115.354(2) § 115.354(5) § 115.354(6) § 115.354(9) § 115.781(b) § 115.781(b)(10) § 115.781(b)(4) § 115.781(b)(7)	§ 115.354(10) § 115.356 [G]§ 115.356(1) [G]§ 115.356(2) § 115.356(3) § 115.356(3)(A) § 115.356(3)(B) § 115.356(5) § 115.781(b)(10) § 115.781(g)	[G]§ 115.782(c)(1)(B)(i) § 115.783(3)(C) [G]§ 115.786(c)

Applicable Requirements Summary

Unit Group Process ID No.	Unit Group Process Type	SOP Index No.	Pollutant	State Rule or Federal Regulation Name	Emission Limitation, Standard or Equipment Specification Citation	Textual Description (See Special Term and Condition 1.B.)	Monitoring And Testing Requirements	Recordkeeping Requirements (30 TAC § 122.144)	Reporting Requirements (30 TAC § 122.145)
					[G]§ 115.782(c)(1)(B)(i) § 115.782(c)(1)(B)(ii) [G]§ 115.782(c)(1)(B)(iii) § 115.782(c)(1)(B)(iv) § 115.782(c)(1)(C)(i) § 115.782(c)(1)(C)(i)(I) § 115.782(c)(1)(C)(i)(II) § 115.782(c)(1)(C)(i)(III) § 115.782(c)(1)(C)(ii) § 115.783(3) [G]§ 115.783(3)(A) [G]§ 115.783(3)(B) § 115.787(b) § 115.787(b)(1)	intermediate, final product, or in a waste stream is subject to the requirements of this division. A leak is defined as a screening concentration greater than 500 ppmv above background as methane for all components.	§ 115.781(b)(7)(A) § 115.781(b)(7)(B) § 115.781(c)(1) § 115.781(c)(2) § 115.781(g) § 115.781(g)(1) § 115.781(g)(2) § 115.782(d)(2)	§ 115.781(g)(1) § 115.781(g)(2) § 115.781(g)(3) [G]§ 115.782(c)(1)(B)(i) [G]§ 115.786(c) § 115.786(d) § 115.786(d)(1) § 115.786(d)(2) § 115.786(d)(2)(A) § 115.786(d)(2)(B) § 115.786(d)(2)(C) § 115.786(e) § 115.786(g)	
B56L7FU01	EU	R5780-ALL	Highly Reactive VOC	30 TAC Chapter 115, HRVOC Fugitive Emissions	§ 115.781(b)(9) § 115.780(b) [G]§ 115.781(a) § 115.781(g)(3) § 115.782(a) § 115.782(b)(1) § 115.782(b)(2) § 115.782(c)(1) § 115.782(c)(1)(A) § 115.782(c)(1)(B) [G]§ 115.782(c)(1)(B)(i) §	Agitators within a petroleum refinery; synthetic organic chemical, polymer, resin, or methyl-tert-butyl ether manufacturing process; or natural gas/gasoline processing operation in which a highly-reactive volatile organic compound is a raw material, intermediate, final product, or in a waste stream is subject to the requirements	§ 115.354(1) § 115.354(10) § 115.354(5) § 115.354(6) § 115.354(9) § 115.781(b) § 115.781(b)(10) § 115.781(b)(3) § 115.781(b)(4) § 115.781(b)(7) § 115.781(b)(7)(A) § 115.781(b)(7)(B) § 115.781(c)(1)	§ 115.354(10) § 115.356 [G]§ 115.356(1) [G]§ 115.356(2) § 115.356(3) § 115.356(3)(A) § 115.356(3)(B) § 115.356(5) § 115.781(b)(10) § 115.781(g) § 115.781(g)(1) § 115.781(g)(2) § 115.781(g)(3)	[G]§ 115.782(c)(1)(B)(i) § 115.783(3)(C) [G]§ 115.786(c)

Applicable Requirements Summary

Unit Group Process ID No.	Unit Group Processes Type	SOP Index No.	Pollutant	State Rule or Federal Regulation Name	Emission Limitation, Standard or Equipment Specification Citation	Textual Description (See Special Term and Condition 1.B.)	Monitoring And Testing Requirements	Recordkeeping Requirements (30 TAC § 122.144)	Reporting Requirements (30 TAC § 122.145)
					115.782(c)(1)(B)(ii) [G]§ 115.782(c)(1)(B)(iii) § 115.782(c)(1)(B)(iv) § 115.782(c)(1)(C)(i) § 115.782(c)(1)(C)(i)(I) § 115.782(c)(1)(C)(i)(II) § 115.782(c)(1)(C)(i)(III) § 115.782(c)(1)(C)(ii) § 115.783(3) [G]§ 115.783(3)(A) [G]§ 115.783(3)(B) § 115.787(b)	of this division. A leak is defined as a screening concentration greater than 500 ppmv above background as methane for all components.	§ 115.781(c)(2) § 115.781(g) § 115.781(g)(1) § 115.781(g)(2) § 115.782(d)(2)	[G]§ 115.782(c)(1)(B)(i) [G]§ 115.786(c) § 115.786(d) § 115.786(d)(1) § 115.786(d)(2) § 115.786(d)(2)(A) § 115.786(d)(2)(B) § 115.786(d)(2)(C) § 115.786(e) § 115.786(g)	
B56L7FU01	EU	R5780-ALL	Highly Reactive VOC	30 TAC Chapter 115, HRVOC Fugitive Emissions	§ 115.781(b)(9) § 115.358(c)(1) [G]§ 115.358(h) § 115.780(b) [G]§ 115.781(a) § 115.781(g)(3) § 115.782(a) § 115.782(b)(2) § 115.782(b)(3) § 115.782(c)(1) § 115.782(c)(1)(A) § 115.782(c)(1)(B) [G]§ 115.782(c)(1)(B)(i) § 115.782(c)(1)(B)(ii) [G]§	Components within the process unit or processes listed in §115.780(a) is subject to the requirements of this division. If the owner of operator elects to use the alternative work practice in §115.358 of this title, a leak is defined as specified in §115.358 of this title, including any leak detected using the alternative work practice on a component that is subject to the requirements of this division but not specifically selected for alternative work practice	§ 115.354(1) § 115.354(11) § 115.354(13)(A) § 115.354(13)(B) § 115.354(13)(C) § 115.354(13)(D) § 115.354(13)(E) § 115.354(13)(F) § 115.354(4) § 115.354(5) § 115.354(9) § 115.358(c)(2) § 115.358(d) [G]§ 115.358(e) § 115.358(f) § 115.781(b) § 115.781(b)(4)	§ 115.354(13)(D) § 115.354(13)(E) § 115.356 [G]§ 115.356(1) [G]§ 115.356(2) § 115.356(3) § 115.356(3)(A) § 115.356(3)(B) [G]§ 115.356(4) § 115.356(5) § 115.781(g) § 115.781(g)(1) § 115.781(g)(2) § 115.781(g)(3) [G]§ 115.782(c)(1)(B)(i) [G]§ 115.786(c) § 115.786(d)	[G]§ 115.358(g) [G]§ 115.782(c)(1)(B)(i) [G]§ 115.786(c)

Applicable Requirements Summary

Unit Group Process ID No.	Unit Group Processes Type	SOP Index No.	Pollutant	State Rule or Federal Regulation Name	Emission Limitation, Standard or Equipment Specification Citation	Textual Description (See Special Term and Condition 1.B.)	Monitoring And Testing Requirements	Recordkeeping Requirements (30 TAC § 122.144)	Reporting Requirements (30 TAC § 122.145)
					115.782(c)(1)(B)(iii) § 115.782(c)(1)(B)(iv)	monitoring.	§ 115.781(b)(7) § 115.781(b)(7)(A) § 115.781(b)(7)(B) § 115.781(g) § 115.781(g)(1) § 115.781(g)(2) § 115.781(h)(1) § 115.781(h)(2) § 115.781(h)(3) § 115.781(h)(4) § 115.781(h)(5) [G]§ 115.781(h)(6) § 115.782(b)(4) § 115.782(d)(1) § 115.788(h)(1) [G]§ 115.788(h)(2) § 115.788(h)(3)	§ 115.786(d)(1) § 115.786(d)(2) § 115.786(d)(2)(A) § 115.786(d)(2)(B) § 115.786(d)(2)(C) § 115.786(e) [G]§ 115.786(f) § 115.786(g)	
B56L7FU01	EU	R5780-ALL	Highly Reactive VOC	30 TAC Chapter 115, HRVOC Fugitive Emissions	§ 115.781(b)(9) § 115.780(b) [G]§ 115.781(a) [G]§ 115.781(d) § 115.781(g)(3) § 115.782(a) § 115.782(b)(1) § 115.782(b)(2) § 115.782(c)(2) § 115.782(c)(2)(A) § 115.782(c)(2)(A)(i) § 115.782(c)(2)(A)(ii) § 115.782(c)(2)(B) § 115.783(1) § 115.783(1)(A) § 115.783(1)(B) § 115.783(5) § 115.787(f) § 115.787(f)(4) § 115.787(g)	Bypass line valves within a petroleum refinery; synthetic organic chemical, polymer, resin, or methyl-tert-butyl ether manufacturing process; or natural gas/gasoline processing operation in which a highly-reactive volatile organic compound is a raw material, intermediate, final product, or in a waste stream is subject to the requirements of this division. A leak is defined as a screening concentration greater than 500 ppmv above background as methane for all components.	§ 115.781(b) § 115.781(b)(10) § 115.781(b)(4) § 115.781(b)(7) § 115.781(b)(7)(A) § 115.781(b)(7)(B) [G]§ 115.781(d) § 115.781(g) § 115.781(g)(1) § 115.781(g)(2) § 115.782(d)(2) § 115.786(a)(1)	§ 115.781(b)(10) § 115.781(g) § 115.781(g)(1) § 115.781(g)(2) § 115.781(g)(3) § 115.782(c)(2)(A)(ii) § 115.786(a)(1) § 115.786(a)(2) § 115.786(a)(2)(A) § 115.786(a)(2)(B) § 115.786(b)(1) § 115.786(b)(2) § 115.786(b)(2)(A) § 115.786(b)(2)(B) § 115.786(b)(2)(C) [G]§ 115.786(b)(3) [G]§ 115.786(c) § 115.786(d) § 115.786(d)(2) § 115.786(d)(2)(C) § 115.786(e) § 115.786(g)	§ 115.782(c)(2)(A)(ii) [G]§ 115.786(c) § 115.788(c) [G]§ 115.788(d) § 115.788(e) [G]§ 115.788(g)

Applicable Requirements Summary

Unit Group Process ID No.	Unit Group Process Type	SOP Index No.	Pollutant	State Rule or Federal Regulation Name	Emission Limitation, Standard or Equipment Specification Citation	Textual Description (See Special Term and Condition 1.B.)	Monitoring And Testing Requirements	Recordkeeping Requirements (30 TAC § 122.144)	Reporting Requirements (30 TAC § 122.145)
					§ 115.788(a) § 115.788(a)(1) § 115.788(a)(2) § 115.788(a)(2)(A) § 115.788(a)(2)(B) § 115.788(a)(2)(C) § 115.788(a)(2)(C)(i) § 115.788(a)(2)(C)(ii) § 115.788(a)(2)(C)(iii) § 115.788(a)(2)(D) § 115.788(a)(3) § 115.788(a)(3)(A) § 115.788(a)(3)(B) [G]§ 115.788(g)			[G]§ 115.788(g)	
B56L7FU01	EU	R5352-ALL	VOC	30 TAC Chapter 115, Pet. Refinery & Petrochemicals	§ 115.352(1)(B) § 115.352(1) § 115.352(2) § 115.352(2)(A) § 115.352(2)(C) § 115.352(2)(C)(i) § 115.352(2)(C)(ii) § 115.352(2)(C)(iii) § 115.352(3) § 115.352(5) § 115.352(7) § 115.357(1) § 115.357(8)	No pump seals contacting a fluid with TVP less than or equal to 0.044 psia (heavy liquid service) shall be allowed to have a VOC leak, for more than 15 days after discovery which exceeds a screening concentration greater than 10,000 parts per million by volume above background as methane, or the dripping or exuding of process fluid based on sight, smell, or sound.	§ 115.354(1) § 115.354(2) § 115.354(5) § 115.354(6) § 115.354(9) [G]§ 115.355 § 115.357(1)	§ 115.352(7) § 115.356 [G]§ 115.356(1) [G]§ 115.356(2) § 115.356(3) [G]§ 115.356(3)(C) § 115.356(5)	None
B56L7FU01	EU	R5352-ALL	VOC	30 TAC Chapter 115, Pet. Refinery & Petrochemicals	§ 115.352(1)(B) § 115.352(1) § 115.352(2) § 115.352(2)(A) § 115.352(2)(C) § 115.352(2)(C)(i)	No pump seals contacting a fluid with TVP greater than 0.044 psia (gas/vapor or light liquid service) shall be allowed to have a VOC leak, for more than 15 days	§ 115.354(1) § 115.354(10) § 115.354(2) § 115.354(5) § 115.354(6) § 115.354(9)	§ 115.352(7) § 115.354(10) § 115.356 [G]§ 115.356(1) [G]§ 115.356(2) § 115.356(3)	None

Applicable Requirements Summary

Unit Group Process ID No.	Unit Group Process Type	SOP Index No.	Pollutant	State Rule or Federal Regulation Name	Emission Limitation, Standard or Equipment Specification Citation	Textual Description (See Special Term and Condition 1.B.)	Monitoring And Testing Requirements	Recordkeeping Requirements (30 TAC § 122.144)	Reporting Requirements (30 TAC § 122.145)
					§ 115.352(2)(C)(ii) § 115.352(2)(C)(iii) § 115.352(3) § 115.352(5) § 115.352(7) § 115.357(12) § 115.357(8)	after discovery which exceeds a screening concentration greater than 10,000 parts per million by volume above background as methane, or the dripping or exuding of process fluid based on sight, smell, or sound.	[G]§ 115.355	§ 115.356(3)(A) § 115.356(3)(B) [G]§ 115.356(3)(C) § 115.356(5)	
B56L7FU01	EU	R5352-ALL	VOC	30 TAC Chapter 115, Pet. Refinery & Petrochemicals	§ 115.352(1)(C) § 115.352(1) § 115.352(2) § 115.352(2)(A) § 115.352(2)(B) § 115.352(2)(C) § 115.352(2)(C)(i) § 115.352(2)(C)(ii) § 115.352(2)(C)(iii) § 115.352(3) § 115.352(5) § 115.352(7) § 115.357(8) § 115.358(c)(1) [G]§ 115.358(h)	If the owner or operator elects to use the alternative work practice in §115.358, no component shall be allowed to have a VOC leak, detected as defined in §115.358, for more than 15 days after discovery. This includes any leak detected using the alternative work practice on a component that is subject to the requirements of this division but not specifically selected for alternative work practice monitoring.	§ 115.354(1) § 115.354(11) § 115.354(13)(A) § 115.354(13)(B) § 115.354(13)(C) § 115.354(13)(D) § 115.354(13)(E) § 115.354(13)(F) § 115.354(4) § 115.354(5) § 115.354(9) [G]§ 115.355 § 115.358(c)(2) § 115.358(d) [G]§ 115.358(e) § 115.358(f)	§ 115.352(7) § 115.354(13)(D) § 115.354(13)(E) § 115.356 [G]§ 115.356(1) [G]§ 115.356(2) § 115.356(3) § 115.356(3)(A) § 115.356(3)(B) [G]§ 115.356(3)(C) [G]§ 115.356(4) § 115.356(5)	[G]§ 115.358(g)
B56L7FU01	EU	R5352-ALL	VOC	30 TAC Chapter 115, Pet. Refinery & Petrochemicals	§ 115.352(1)(A) § 115.352(1) § 115.352(2) § 115.352(2)(A) § 115.352(2)(B) § 115.352(3) § 115.352(4) § 115.352(5) § 115.352(6) § 115.352(7) § 115.357(1) § 115.357(8) § 115.357(9)	No valves contacting a fluid with TVP less than or equal to 0.044 psia (heavy liquid service) shall be allowed to have a VOC leak, for more than 15 days after discovery, which exceeds a screening concentration greater than 500 parts per million by volume above background as methane, or the dripping or exuding of process fluid based on	§ 115.354(1) § 115.354(2) § 115.354(5) § 115.354(6) [G]§ 115.354(7) § 115.354(9) [G]§ 115.355 § 115.357(1)	§ 115.352(7) § 115.356 [G]§ 115.356(1) [G]§ 115.356(2) § 115.356(3) § 115.356(3)(A) § 115.356(3)(B) [G]§ 115.356(3)(C) § 115.356(5)	[G]§ 115.354(7)

Applicable Requirements Summary

Unit Group Process ID No.	Unit Group Process Type	SOP Index No.	Pollutant	State Rule or Federal Regulation Name	Emission Limitation, Standard or Equipment Specification Citation	Textual Description (See Special Term and Condition 1.B.)	Monitoring And Testing Requirements	Recordkeeping Requirements (30 TAC § 122.144)	Reporting Requirements (30 TAC § 122.145)
						sight, smell, or sound.			
B56L7FU01	EU	R5352-ALL	VOC	30 TAC Chapter 115, Pet. Refinery & Petrochemicals	§ 115.357(2) § 115.352(9)	Conservation vents or other devices on atmospheric storage tanks that are actuated either by a vacuum or a pressure of no more than 2.5 psig, pressure relief valves (PRVs) equipped with a rupture disk or venting to a control device, components in continuous vacuum service, and valves that are not externally regulated (i.e. in-line check valves) are exempt from the requirements of this division, except that each PRV equipped with a rupture disk must comply with §115.352(9) and §115.356(3)(C).	None	§ 115.356 § 115.356(3) [G]§ 115.356(3)(C)	None
B56L7FU01	EU	R5352-ALL	VOC	30 TAC Chapter 115, Pet. Refinery & Petrochemicals	§ 115.352(1)(B) § 115.352(1) § 115.352(2) § 115.352(2)(A) § 115.352(2)(C) § 115.352(2)(C)(i) § 115.352(2)(C)(ii) § 115.352(2)(C)(iii) § 115.352(3) § 115.352(5) § 115.352(7) § 115.357(3) § 115.357(8)	No compressor seals in hydrogen service with a hydrogen content that can be demonstrated to always exceed 50.0% by volume shall be allowed to have a VOC leak, for more than 15 days after discovery which exceeds a screening concentration greater than 10,000 parts per million by volume above background as methane, or the dripping or exuding of process fluid based on sight, smell, or sound.	[G]§ 115.355	§ 115.352(7) § 115.356 [G]§ 115.356(1) [G]§ 115.356(2) § 115.356(3) [G]§ 115.356(3)(C) § 115.356(5)	None

Applicable Requirements Summary

Unit Group Process ID No.	Unit Group Processes Type	SOP Index No.	Pollutant	State Rule or Federal Regulation Name	Emission Limitation, Standard or Equipment Specification Citation	Textual Description (See Special Term and Condition 1.B.)	Monitoring And Testing Requirements	Recordkeeping Requirements (30 TAC § 122.144)	Reporting Requirements (30 TAC § 122.145)
B56L7FU01	EU	R5352-ALL	VOC	30 TAC Chapter 115, Pet. Refinery & Petrochemicals	§ 115.352(1)(B) § 115.352(1) § 115.352(2) § 115.352(2)(A) § 115.352(2)(C) § 115.352(2)(C)(i) § 115.352(2)(C)(ii) § 115.352(2)(C)(iii) § 115.352(3) § 115.352(5) § 115.352(7) § 115.357(4) § 115.357(8)	No pump seals that are equipped with a shaft sealing system that prevents or detects emissions of VOCs from the seal shall be allowed to have a VOC leak, for more than 15 days after discovery which exceeds a screening concentration greater than 10,000 parts per million by volume above background as methane, or the dripping or exuding of process fluid based on sight, smell, or sound.	[G]§ 115.355	§ 115.352(7) § 115.356 [G]§ 115.356(1) [G]§ 115.356(2) § 115.356(3) [G]§ 115.356(3)(C) § 115.356(5)	None
B56L7FU01	EU	R5352-ALL	VOC	30 TAC Chapter 115, Pet. Refinery & Petrochemicals	§ 115.352(1)(B) § 115.352(1) § 115.352(2) § 115.352(2)(A) § 115.352(2)(C) § 115.352(2)(C)(i) § 115.352(2)(C)(ii) § 115.352(2)(C)(iii) § 115.352(3) § 115.352(5) § 115.352(7) § 115.357(12) § 115.357(8)	No compressor seals contacting a fluid with TVP greater than 0.044 psia (gas/vapor or light liquid service) shall be allowed to have a VOC leak, for more than 15 days after discovery which exceeds a screening concentration greater than 10,000 parts per million by volume above background as methane, or the dripping or exuding of process fluid based on sight, smell, or sound.	§ 115.354(1) § 115.354(10) § 115.354(2) § 115.354(5) § 115.354(6) § 115.354(9) [G]§ 115.355	§ 115.352(7) § 115.354(10) § 115.356 [G]§ 115.356(1) [G]§ 115.356(2) § 115.356(3) § 115.356(3)(A) § 115.356(3)(B) [G]§ 115.356(3)(C) § 115.356(5)	None
B56L7FU01	EU	R5352-ALL	VOC	30 TAC Chapter 115, Pet. Refinery & Petrochemicals	§ 115.352(1)(B) § 115.352(1) § 115.352(2) § 115.352(2)(A) § 115.352(2)(C) § 115.352(2)(C)(i) § 115.352(2)(C)(ii)	No compressor seals contacting a fluid with TVP less than or equal to 0.044 psia (heavy liquid service) shall be allowed to have a VOC leak, for more than 15 days after discovery which	§ 115.354(1) § 115.354(2) § 115.354(5) § 115.354(6) § 115.354(9) [G]§ 115.355 § 115.357(1)	§ 115.352(7) § 115.356 [G]§ 115.356(1) [G]§ 115.356(2) § 115.356(3) § 115.356(3)(A) § 115.356(3)(B)	None

Applicable Requirements Summary

Unit Group Process ID No.	Unit Group Process Type	SOP Index No.	Pollutant	State Rule or Federal Regulation Name	Emission Limitation, Standard or Equipment Specification Citation	Textual Description (See Special Term and Condition 1.B.)	Monitoring And Testing Requirements	Recordkeeping Requirements (30 TAC § 122.144)	Reporting Requirements (30 TAC § 122.145)
					§ 115.352(2)(C)(iii) § 115.352(3) § 115.352(5) § 115.352(7) § 115.357(1) § 115.357(8)	exceeds a screening concentration greater than 10,000 parts per million by volume above background as methane, or the dripping or exuding of process fluid based on sight, smell, or sound.		[G]§ 115.356(3)(C) § 115.356(5)	
B56L7FU01	EU	R5352-ALL	VOC	30 TAC Chapter 115, Pet. Refinery & Petrochemicals	§ 115.352(1)(B) § 115.352(1) § 115.352(2) § 115.352(2)(A) § 115.352(2)(C) § 115.352(2)(C)(i) § 115.352(2)(C)(ii) § 115.352(2)(C)(iii) § 115.352(3) § 115.352(5) § 115.352(7) § 115.357(4) § 115.357(8)	No compressor seals that are equipped with a shaft sealing system that prevents or detects emissions of VOCs from the seal shall be allowed to have a VOC leak, for more than 15 days after discovery which exceeds a screening concentration greater than 10,000 parts per million by volume above background as methane, or the dripping or exuding of process fluid based on sight, smell, or sound.	[G]§ 115.355	§ 115.352(7) § 115.356 [G]§ 115.356(1) [G]§ 115.356(2) § 115.356(3) [G]§ 115.356(3)(C) § 115.356(5)	None
B56L7FU01	EU	R5352-ALL	VOC	30 TAC Chapter 115, Pet. Refinery & Petrochemicals	§ 115.352(1)(A) § 115.352(1) § 115.352(2) § 115.352(2)(A) § 115.352(2)(C) § 115.352(2)(C)(i) § 115.352(2)(C)(ii) § 115.352(2)(C)(iii) § 115.352(3) § 115.352(7) § 115.357(8)	No agitators contacting a fluid with TVP greater than 0.044 psia (gas/vapor or light liquid service) shall be allowed to have a VOC leak, for more than 15 days after discovery which exceeds a screening concentration greater than 500 parts per million by volume above background as methane, or the dripping or exuding of process fluid based on sight, smell, or	[G]§ 115.355	§ 115.352(7) § 115.356 [G]§ 115.356(1) [G]§ 115.356(2) § 115.356(3) § 115.356(3)(A) § 115.356(3)(B) [G]§ 115.356(3)(C) § 115.356(5)	None

Applicable Requirements Summary

Unit Group Process ID No.	Unit Group Process Type	SOP Index No.	Pollutant	State Rule or Federal Regulation Name	Emission Limitation, Standard or Equipment Specification Citation	Textual Description (See Special Term and Condition 1.B.)	Monitoring And Testing Requirements	Recordkeeping Requirements (30 TAC § 122.144)	Reporting Requirements (30 TAC § 122.145)
						sound.			
B56L7FU01	EU	R5352-ALL	VOC	30 TAC Chapter 115, Pet. Refinery & Petrochemicals	§ 115.352(1)(A) § 115.352(1) § 115.352(2) § 115.352(2)(A) § 115.352(2)(C) § 115.352(2)(C)(i) § 115.352(2)(C)(ii) § 115.352(2)(C)(iii) § 115.352(3) § 115.352(7) § 115.357(1) § 115.357(8)	No agitators contacting a fluid with TVP less than or equal to 0.044 psia (heavy liquid service) shall be allowed to have a VOC leak, for more than 15 days after discovery which exceeds a screening concentration greater than 500 parts per million by volume above background as methane, or the dripping or exuding of process fluid based on sight, smell, or sound.	[G]§ 115.355 § 115.357(1)	§ 115.352(7) § 115.356 [G]§ 115.356(1) [G]§ 115.356(2) § 115.356(3) § 115.356(3)(A) § 115.356(3)(B) [G]§ 115.356(3)(C) § 115.356(5)	None
B56L7FU01	EU	R5352-ALL	VOC	30 TAC Chapter 115, Pet. Refinery & Petrochemicals	§ 115.352(1)(A) § 115.352(1) § 115.352(2) § 115.352(2)(A) § 115.352(3) § 115.352(5) § 115.352(7) § 115.352(8) § 115.357(12) § 115.357(8)	No flanges or other connectors contacting a fluid with TVP greater than 0.044 psia (gas/vapor or light liquid service) shall be allowed to have a VOC leak, for more than 15 days after discovery which exceeds a screening concentration greater than 500 parts per million by volume above background as methane, or the dripping or exuding of process fluid based on sight, smell, or sound.	§ 115.354(1) § 115.354(10) § 115.354(11) § 115.354(3) § 115.354(5) § 115.354(6) § 115.354(9) [G]§ 115.355	§ 115.352(7) § 115.354(10) § 115.356 [G]§ 115.356(1) [G]§ 115.356(2) § 115.356(3) § 115.356(3)(A) § 115.356(3)(B) [G]§ 115.356(3)(C) § 115.356(5)	None
B56L7FU01	EU	R5352-ALL	VOC	30 TAC Chapter 115, Pet. Refinery & Petrochemicals	§ 115.352(1)(A) § 115.352(1) § 115.352(2) § 115.352(2)(A) § 115.352(3) § 115.352(5)	No flanges or other connectors contacting a fluid with TVP less than or equal to 0.044 psia (heavy liquid service) shall be allowed to have a VOC	§ 115.354(1) § 115.354(11) § 115.354(3) § 115.354(5) § 115.354(6) § 115.354(9)	§ 115.352(7) § 115.356 [G]§ 115.356(1) [G]§ 115.356(2) § 115.356(3) § 115.356(3)(A)	None

Applicable Requirements Summary

Unit Group Process ID No.	Unit Group Processes Type	SOP Index No.	Pollutant	State Rule or Federal Regulation Name	Emission Limitation, Standard or Equipment Specification Citation	Textual Description (See Special Term and Condition 1.B.)	Monitoring And Testing Requirements	Recordkeeping Requirements (30 TAC § 122.144)	Reporting Requirements (30 TAC § 122.145)
					§ 115.352(7) § 115.352(8) § 115.357(1) § 115.357(12) § 115.357(8)	leak, for more than 15 days after discovery which exceeds a screening concentration greater than 500 parts per million by volume above background as methane, or the dripping or exuding of process fluid based on sight, smell, or sound.	[G]§ 115.355 § 115.357(1)	§ 115.356(3)(B) [G]§ 115.356(3)(C) § 115.356(5)	
B56L7FU01	EU	R5352-ALL	VOC	30 TAC Chapter 115, Pet. Refinery & Petrochemicals	§ 115.352(1)(A) § 115.352(1) § 115.352(2) § 115.352(2)(A) § 115.352(2)(B) § 115.352(3) § 115.352(4) § 115.352(5) § 115.352(6) § 115.352(7) § 115.357(12) § 115.357(8) § 115.357(9)	No valves contacting a fluid with TVP greater than 0.044 psia (gas/vapor or light liquid service) shall be allowed to have a VOC leak, for more than 15 days after discovery, which exceeds a screening concentration greater than 500 parts per million by volume above background as methane, or the dripping or exuding of process fluid based on sight, smell, or sound.	§ 115.354(1) § 115.354(10) § 115.354(2) § 115.354(5) § 115.354(6) [G]§ 115.354(7) § 115.354(9) [G]§ 115.355	§ 115.352(7) § 115.354(10) § 115.356 [G]§ 115.356(1) [G]§ 115.356(2) § 115.356(3) § 115.356(3)(A) § 115.356(3)(B) [G]§ 115.356(3)(C) § 115.356(5)	[G]§ 115.354(7)
B56L7FU01	EU	R5352-ALL	VOC	30 TAC Chapter 115, Pet. Refinery & Petrochemicals	§ 115.352(1)(A) § 115.352(1) § 115.352(2) § 115.352(2)(A) § 115.352(2)(B) § 115.352(3) § 115.352(4) § 115.352(5) § 115.352(6) § 115.352(7) § 115.357(12) § 115.357(8) § 115.357(9)	No open-ended valves or lines contacting a fluid with TVP greater than 0.044 psia (gas/vapor or light liquid service) shall be allowed to have a VOC leak, for more than 15 days after discovery, which exceeds a screening concentration greater than 500 parts per million by volume above background as methane, or the dripping or exuding of	§ 115.354(1) § 115.354(10) § 115.354(2) § 115.354(5) § 115.354(6) [G]§ 115.354(7) § 115.354(9) [G]§ 115.355	§ 115.352(7) § 115.354(10) § 115.356 [G]§ 115.356(1) [G]§ 115.356(2) § 115.356(3) § 115.356(3)(A) § 115.356(3)(B) [G]§ 115.356(3)(C) § 115.356(5)	[G]§ 115.354(7)

Applicable Requirements Summary

Unit Group Process ID No.	Unit Group Processes Type	SOP Index No.	Pollutant	State Rule or Federal Regulation Name	Emission Limitation, Standard or Equipment Specification Citation	Textual Description (See Special Term and Condition 1.B.)	Monitoring And Testing Requirements	Recordkeeping Requirements (30 TAC § 122.144)	Reporting Requirements (30 TAC § 122.145)
						process fluid based on sight, smell, or sound.			
B56L7FU01	EU	R5352-ALL	VOC	30 TAC Chapter 115, Pet. Refinery & Petrochemicals	§ 115.352(1)(A) § 115.352(1) § 115.352(2) § 115.352(2)(A) § 115.352(2)(B) § 115.352(3) § 115.352(4) § 115.352(5) § 115.352(6) § 115.352(7) § 115.357(1) § 115.357(8) § 115.357(9)	No open-ended valves or lines contacting a fluid with TVP less than or equal to 0.044 psia (heavy liquid service) shall be allowed to have a VOC leak, for more than 15 days after discovery, which exceeds a screening concentration greater than 500 parts per million by volume above background as methane, or the dripping or exuding of process fluid based on sight, smell, or sound.	§ 115.354(1) § 115.354(2) § 115.354(5) § 115.354(6) [G]§ 115.354(7) § 115.354(9) [G]§ 115.355 § 115.357(1)	§ 115.352(7) § 115.356 [G]§ 115.356(1) [G]§ 115.356(2) § 115.356(3) § 115.356(3)(A) § 115.356(3)(B) [G]§ 115.356(3)(C) § 115.356(5)	[G]§ 115.354(7)
B56L7FU01	EU	R5352-ALL	VOC	30 TAC Chapter 115, Pet. Refinery & Petrochemicals	§ 115.352(1)(A) § 115.352(1) § 115.352(2) § 115.352(2)(A) § 115.352(2)(B) § 115.352(3) § 115.352(5) § 115.352(7) § 115.352(9) § 115.357(12) § 115.357(8) § 115.357(9)	No pressure relief valves contacting a fluid with TVP greater than 0.044 psia (gas/vapor or light liquid service) shall be allowed to have a VOC leak, for more than 15 days after discovery, which exceeds a screening concentration greater than 500 parts per million by volume above background as methane, or the dripping or exuding of process fluid based on sight, smell, or sound.	§ 115.354(1) § 115.354(10) § 115.354(2) § 115.354(4) § 115.354(5) § 115.354(6) [G]§ 115.354(7) § 115.354(9) [G]§ 115.355	§ 115.352(7) § 115.354(10) § 115.356 [G]§ 115.356(1) [G]§ 115.356(2) § 115.356(3) § 115.356(3)(A) § 115.356(3)(B) [G]§ 115.356(3)(C) § 115.356(5)	[G]§ 115.354(7)
B56L7FU01	EU	R5352-ALL	VOC	30 TAC Chapter 115, Pet. Refinery & Petrochemicals	§ 115.352(1)(A) § 115.352(1) § 115.352(2) § 115.352(2)(A) § 115.352(2)(B) § 115.352(3)	No pressure relief valves contacting a fluid with TVP less than or equal to 0.044 psia (heavy liquid service) shall be allowed to have a VOC leak, for more than 15	§ 115.354(1) § 115.354(2) § 115.354(4) § 115.354(5) § 115.354(6) [G]§ 115.354(7)	§ 115.352(7) § 115.356 [G]§ 115.356(1) [G]§ 115.356(2) § 115.356(3) § 115.356(3)(A)	[G]§ 115.354(7)

Applicable Requirements Summary

Unit Group Process ID No.	Unit Group Process Type	SOP Index No.	Pollutant	State Rule or Federal Regulation Name	Emission Limitation, Standard or Equipment Specification Citation	Textual Description (See Special Term and Condition 1.B.)	Monitoring And Testing Requirements	Recordkeeping Requirements (30 TAC § 122.144)	Reporting Requirements (30 TAC § 122.145)
					§ 115.352(5) § 115.352(7) § 115.352(9) § 115.357(1) § 115.357(8) § 115.357(9)	days after discovery, which exceeds a screening concentration greater than 500 parts per million by volume above background as methane, or the dripping or exuding of process fluid based on sight, smell, or sound.	§ 115.354(9) [G]§ 115.355 § 115.357(1)	§ 115.356(3)(B) [G]§ 115.356(3)(C) § 115.356(5)	
B56L7FU01	EU	R5352-ALL	VOC	30 TAC Chapter 115, Pet. Refinery & Petrochemicals	§ 115.357(6)	Components at a petroleum refinery or synthetic organic chemical, polymer, resin, or methyl-tert-butyl ether manufacturing process, that contact a process fluid that contains less than 10% VOC by weight are exempt from the requirements of this division except §115.356(3)(C) of this title.	None	§ 115.356 § 115.356(3) [G]§ 115.356(3)(C)	None
B56L7FU01	EU	R5352-ALL	VOC	30 TAC Chapter 115, Pet. Refinery & Petrochemicals	§ 115.352(1)(A) § 115.352(1) § 115.352(2) § 115.352(2)(A) § 115.352(3) § 115.352(7) § 115.357(1)	No process drains contacting a fluid with TVP less than or equal to 0.044 psia (heavy liquid service) shall be allowed to have a VOC leak, for more than 15 days after discovery, which exceeds a screening concentration greater than 500 parts per million by volume above background as methane, or the dripping or exuding of process fluid based on sight, smell, or sound.	§ 115.354(1) § 115.354(5) § 115.354(6) § 115.354(9) [G]§ 115.355 § 115.357(1)	§ 115.352(7) § 115.356 [G]§ 115.356(1) [G]§ 115.356(2) § 115.356(3) § 115.356(3)(A) § 115.356(3)(B) [G]§ 115.356(3)(C) § 115.356(5)	None
B56L7FU01	EU	R5352-ALL	VOC	30 TAC Chapter 115, Pet. Refinery & Petrochemicals	§ 115.352(1)(A) § 115.352(1) § 115.352(2)	No process drains contacting a fluid with TVP greater than 0.044 psia	§ 115.354(1) § 115.354(10) § 115.354(5)	§ 115.352(7) § 115.354(10) § 115.356	None

Applicable Requirements Summary

Unit Group Process ID No.	Unit Group Process Type	SOP Index No.	Pollutant	State Rule or Federal Regulation Name	Emission Limitation, Standard or Equipment Specification Citation	Textual Description (See Special Term and Condition 1.B.)	Monitoring And Testing Requirements	Recordkeeping Requirements (30 TAC § 122.144)	Reporting Requirements (30 TAC § 122.145)
					§ 115.352(2)(A) § 115.352(3) § 115.352(7)	(gas/vapor or light liquid service) shall be allowed to have a VOC leak, for more than 15 days after discovery, which exceeds a screening concentration greater than 500 parts per million by volume above background as methane, or the dripping or exuding of process fluid based on sight, smell, or sound.	§ 115.354(6) § 115.354(9) [G]§ 115.355	[G]§ 115.356(1) [G]§ 115.356(2) § 115.356(3) § 115.356(3)(A) § 115.356(3)(B) § 115.356(5)	
B56L7FU01	EU	R5352-ALL	VOC	30 TAC Chapter 115, Pet. Refinery & Petrochemicals	§ 115.357(13)	Components/systems that contact a process fluid containing VOC having a true vapor pressure equal to or less than 0.002 psia at 68 degrees Fahrenheit are exempt from the requirements of this division except §115.356(3)(C) of this title.	None	§ 115.356 § 115.356(3) [G]§ 115.356(3)(C)	None
B56L7FU01	EU	R5352-ALL	VOC	30 TAC Chapter 115, Pet. Refinery & Petrochemicals	§ 115.357(11)	Sampling connection systems, as defined in 40 CFR §63.161 (January 17, 1997), that meet the requirements of 40 CFR §63.166(a) and (b) (June 20, 1996) are exempt from the requirements of this division except §115.356(3)(C) of this title.	None	§ 115.356 § 115.356(3) [G]§ 115.356(3)(C)	None
B56L7FU01	EU	R5352-ALL	VOC	30 TAC Chapter 115, Pet. Refinery & Petrochemicals	§ 115.357(10)	Instrumentation systems, as defined in 40 CFR §63.161 (January 17, 1997), that meet 40 CFR §63.169 (June 20, 1996) are exempt from the requirements of	None	§ 115.356 § 115.356(3) [G]§ 115.356(3)(C)	None

Applicable Requirements Summary

Unit Group Process ID No.	Unit Group Process Type	SOP Index No.	Pollutant	State Rule or Federal Regulation Name	Emission Limitation, Standard or Equipment Specification Citation	Textual Description (See Special Term and Condition 1.B.)	Monitoring And Testing Requirements	Recordkeeping Requirements (30 TAC § 122.144)	Reporting Requirements (30 TAC § 122.145)
						this division except §115.356(3)(C) of this title.			
B56L7FU01	EU	R5352-ALL	VOC	30 TAC Chapter 115, Pet. Refinery & Petrochemicals	§ 115.357(5)	Reciprocating compressors and positive displacement pumps used in natural gas/gasoline processing operations are exempt from the requirements of this division except §115.356(3)(C) of this title.	None	§ 115.356 § 115.356(3) [G]§ 115.356(3)(C)	None
B56L7FU01	EU	61V-ALL	VHAP	40 CFR Part 61, Subpart V	[G]§ 61.242-5 § 61.242-1(a) § 61.242-1(b) § 61.242-1(d) [G]§ 61.242-10	Comply with standards for sampling connection systems. §61.242-5(a)-(c)	[G]§ 61.245(d)	[G]§ 61.246(a) [G]§ 61.246(e) [G]§ 61.246(i) § 61.246(j)	[G]§ 61.247(a) [G]§ 61.247(b) § 61.247(c) [G]§ 61.247(e)
B56L7FU01	EU	61V-ALL	VHAP	40 CFR Part 61, Subpart V	[G]§ 61.242-4 § 61.242-1(a) § 61.242-1(b) § 61.242-1(d) [G]§ 61.242-10	Comply with standards for pressure relief devices in gas/vapor service. §61.242-4(a)-(c)	[G]§ 61.242-4 [G]§ 61.245(b) [G]§ 61.245(c) [G]§ 61.245(d)	[G]§ 61.246(a) [G]§ 61.246(e) [G]§ 61.246(i) § 61.246(j)	[G]§ 61.247(a) [G]§ 61.247(b) § 61.247(c) [G]§ 61.247(e)
B56L7FU01	EU	61V-ALL	VHAP	40 CFR Part 61, Subpart V	[G]§ 61.242-3 § 61.242-1(a) § 61.242-1(b) § 61.242-1(d) [G]§ 61.242-10	Comply with standards for compressors. §61.242-3(a)-(i)	[G]§ 61.242-3 [G]§ 61.245(b) [G]§ 61.245(c) [G]§ 61.245(d)	[G]§ 61.246(a) [G]§ 61.246(b) [G]§ 61.246(c) [G]§ 61.246(e) [G]§ 61.246(h) [G]§ 61.246(i) § 61.246(j)	[G]§ 61.247(a) [G]§ 61.247(b) § 61.247(c) [G]§ 61.247(e)
B56L7FU01	EU	61V-ALL	VHAP	40 CFR Part 61, Subpart V	[G]§ 61.242-2 § 61.242-1(a) § 61.242-1(b) § 61.242-1(d) [G]§ 61.242-10	Comply with standards for pumps. §61.242-2(a)-(g)	[G]§ 61.242-2 [G]§ 61.245(b) [G]§ 61.245(c) [G]§ 61.245(d)	[G]§ 61.246(a) [G]§ 61.246(b) [G]§ 61.246(c) [G]§ 61.246(e) [G]§ 61.246(h) [G]§ 61.246(i) § 61.246(j)	[G]§ 61.247(a) [G]§ 61.247(b) § 61.247(c) [G]§ 61.247(e)
B56L7FU01	EU	61V-ALL	VHAP	40 CFR Part 61,	[G]§ 61.242-8	Comply with standards for	[G]§ 61.242-8	[G]§ 61.246(a)	[G]§ 61.247(a)

Applicable Requirements Summary

Unit Group Process ID No.	Unit Group Processes Type	SOP Index No.	Pollutant	State Rule or Federal Regulation Name	Emission Limitation, Standard or Equipment Specification Citation	Textual Description (See Special Term and Condition 1.B.)	Monitoring And Testing Requirements	Recordkeeping Requirements (30 TAC § 122.144)	Reporting Requirements (30 TAC § 122.145)
				Subpart V	§ 61.242-1(a) § 61.242-1(b) § 61.242-1(d) [G]§ 61.242-10	flanges and other connectors. § 61.242-8(a)-(d)	[G]§ 61.245(b) [G]§ 61.245(c) [G]§ 61.245(d)	[G]§ 61.246(b) [G]§ 61.246(c) [G]§ 61.246(e) [G]§ 61.246(i) § 61.246(j)	[G]§ 61.247(b) § 61.247(c) [G]§ 61.247(e)
B56L7FU01	EU	61V-ALL	VHAP	40 CFR Part 61, Subpart V	[G]§ 61.242-6 § 61.242-1(a) § 61.242-1(b) § 61.242-1(d) [G]§ 61.242-10	Comply with standards for open-ended valves or lines. §61.242-6(a)-(c)	[G]§ 61.245(d)	[G]§ 61.246(a) [G]§ 61.246(e) [G]§ 61.246(i) § 61.246(j)	[G]§ 61.247(a) [G]§ 61.247(b) § 61.247(c) [G]§ 61.247(e)
B56L7FU01	EU	61V-ALL	VHAP	40 CFR Part 61, Subpart V	[G]§ 61.242-7 § 61.242-1(a) § 61.242-1(b) § 61.242-1(d) [G]§ 61.242-10 [G]§ 61.243-1 [G]§ 61.243-2	Comply with standards for valves. §61.242-7(a)-(h)	[G]§ 61.242-7 [G]§ 61.243-1 [G]§ 61.245(b) [G]§ 61.245(c) [G]§ 61.245(d)	[G]§ 61.246(a) [G]§ 61.246(b) [G]§ 61.246(c) [G]§ 61.246(e) [G]§ 61.246(f) [G]§ 61.246(g) [G]§ 61.246(i) § 61.246(j)	[G]§ 61.247(a) [G]§ 61.247(b) § 61.247(c) § 61.247(d) [G]§ 61.247(e)
B56L7FU01	EU	61V-ALL	VHAP	40 CFR Part 61, Subpart V	[G]§ 61.242-8 § 61.242-1(a) § 61.242-1(b) § 61.242-1(d) [G]§ 61.242-10	Comply with standards for pressure relief devices in liquid service. § 61.242-8(a)-(d)	[G]§ 61.242-8 [G]§ 61.245(b) [G]§ 61.245(c) [G]§ 61.245(d)	[G]§ 61.246(a) [G]§ 61.246(b) [G]§ 61.246(c) [G]§ 61.246(e) [G]§ 61.246(i) § 61.246(j)	[G]§ 61.247(a) [G]§ 61.247(b) § 61.247(c) [G]§ 61.247(e)
B56L7FU01	EU	61V-ALL	VHAP	40 CFR Part 61, Subpart V	§ 61.242-9 § 61.242-1(a) § 61.242-1(b) § 61.242-1(d)	Each product accumulator vessel shall be equipped with a closed-vent system to capture and transport any leakage from the vessel to a control device as in §61.242-11, except in §61.242-1(c).	[G]§ 61.245(d)	[G]§ 61.246(a) [G]§ 61.246(e) [G]§ 61.246(i) § 61.246(j)	[G]§ 61.247(a) [G]§ 61.247(b) § 61.247(c) [G]§ 61.247(e)
B56L7FU01	EU	61V-ALL	VHAP	40 CFR Part 61, Subpart V	§ 61.242-1(e)	Equipment that is in vacuum service is excluded from the requirements of §61.242-2 to §61.242-11, if it is	None	[G]§ 61.246(e)	None

Applicable Requirements Summary

Unit Group Process ID No.	Unit Group Processes Type	SOP Index No.	Pollutant	State Rule or Federal Regulation Name	Emission Limitation, Standard or Equipment Specification Citation	Textual Description (See Special Term and Condition 1.B.)	Monitoring And Testing Requirements	Recordkeeping Requirements (30 TAC § 122.144)	Reporting Requirements (30 TAC § 122.145)
						identified as required in §61.246(e)(5).			
B60L7F1	EU	R1111-01	Opacity	30 TAC Chapter 111, Visible Emissions	§ 111.111(a)(4)(A)	Visible emissions from a process gas flare shall not be permitted for more than five minutes in any two-hour period. Non-excessive upset events are subject to the provisions under §101.222(b).	§ 111.111(a)(4)(A)(i) § 111.111(a)(4)(A)(ii)	§ 111.111(a)(4)(A)(ii)	None
B60L7F1	EP	R5720-01	Highly Reactive VOC	30 TAC Chapter 115, HRVOC Vent Gas	§ 115.722(d) § 115.722(d)(1) § 115.722(d)(2) [G]§ 115.725(d)(1) § 115.725(d)(2) § 115.725(d)(2)(A)(i) [G]§ 115.725(d)(2)(A)(ii) § 115.725(d)(2)(A)(iii) § 115.725(d)(2)(A)(iv) § 115.725(d)(2)(B) § 115.725(d)(2)(B)(i) § 115.725(d)(2)(B)(ii) § 115.725(d)(2)(B)(iii) § 115.725(d)(2)(B)(iv) [G]§ 115.725(l) § 115.725(n)	All flares must continuously meet the requirements of 40 CFR § 60.18(c)(2)-(6) and (d) as amended through October 17, 2000 (65 FR 61744) when vent gas containing HRVOC is being routed to the flare.	[G]§ 115.725(d)(1) § 115.725(d)(2) § 115.725(d)(2)(A)(i) [G]§ 115.725(d)(2)(A)(ii) § 115.725(d)(2)(A)(iii) § 115.725(d)(2)(A)(iv) § 115.725(d)(2)(B) § 115.725(d)(2)(B)(i) § 115.725(d)(2)(B)(ii) § 115.725(d)(2)(B)(iii) § 115.725(d)(2)(B)(iv) § 115.725(d)(3) § 115.725(d)(4) § 115.725(d)(5) § 115.725(d)(6) § 115.725(d)(7)	§ 115.726(a)(1) § 115.726(a)(1)(A) § 115.726(d)(1) § 115.726(d)(2) § 115.726(d)(3) § 115.726(d)(4) § 115.726(i) § 115.726(j)(1) § 115.726(j)(2)	§ 115.725(n) § 115.726(a)(1)(B)
B60L7F1	CD	60A-01	Opacity	40 CFR Part 60, Subpart A	§ 60.18(b) § 60.18(c)(1) § 60.18(c)(2) § 60.18(c)(3)(ii)	Flares shall comply with paragraphs (c)-(f) of § 60.18.	§ 60.18(d) § 60.18(f)(1) § 60.18(f)(2) § 60.18(f)(3)	None	None

Applicable Requirements Summary

Unit Group Process ID No.	Unit Group Process Type	SOP Index No.	Pollutant	State Rule or Federal Regulation Name	Emission Limitation, Standard or Equipment Specification Citation	Textual Description (See Special Term and Condition 1.B.)	Monitoring And Testing Requirements	Recordkeeping Requirements (30 TAC § 122.144)	Reporting Requirements (30 TAC § 122.145)
					§ 60.18(c)(4)(i) § 60.18(c)(6) § 60.18(e)		§ 60.18(f)(4)		
B60L7F1	EP	63FFFF-01	112(B) HAPS	40 CFR Part 63, Subpart FFFF	§ 63.2455(a)-Table 1.1.a.ii § 63.11(b) § 63.2450(a)(2) § 63.2450(b) § 63.2450(e)(4) § 63.2450(e)(5) § 63.2450(e)(6) § 63.2450(k)(8) § 63.2450(u) § 63.2455(a) § 63.2455(b) § 63.2455(b)(1) § 63.2535(m)(1) § 63.2535(m)(2) § 63.983(a)(1) § 63.983(a)(2) § 63.983(a)(3) § 63.983(a)(3)(ii) § 63.983(d)(1) § 63.983(d)(1)(i) [G]§ 63.983(d)(2) § 63.983(d)(3)	For each Group 1 continuous process vent, the owner or operator must reduce emissions of total organic HAP by venting emissions through a closed vent system to a flare.	[G]§ 63.115(d)(2)(v) § 63.983(a)(3) § 63.983(a)(3)(ii) § 63.983(b) [G]§ 63.983(b)(1) [G]§ 63.983(b)(2) [G]§ 63.983(b)(3) [G]§ 63.983(b)(4) [G]§ 63.983(c)(1) § 63.983(c)(2) § 63.983(c)(3) § 63.983(d)(1) § 63.983(d)(1)(ii)	§ 63.2450(k)(1)(ii) § 63.2450(k)(7) [G]§ 63.2525(m) § 63.2525(n) § 63.983(a)(3)(ii) § 63.983(b) § 63.983(b)(3)(ii) [G]§ 63.983(d)(2) [G]§ 63.998(b)(1) [G]§ 63.998(d)(1)	§ 63.25250(d)(3) § 63.25250(e)(11) § 63.25250(e)(12) [G]§ 63.999(a)(1) [G]§ 63.999(a)(2) § 63.999(b)(5) § 63.999(c)(1) § 63.999(c)(2)(i) § 63.999(c)(2)(iii) [G]§ 63.999(d)(1) [G]§ 63.999(d)(2)
B60L7FU1	EU	63YY-01	112(B) HAPS	40 CFR Part 63, Subpart YY	§ 63.1103 The permit holder shall comply with the applicable limitation, standard and/or equipment specification requirements of 40 CFR Part 63, Subpart YY	The permit holder shall comply with the applicable requirements of 40 CFR Part 63, Subpart YY	The permit holder shall comply with the applicable monitoring and testing requirements of 40 CFR Part 63, Subpart YY	The permit holder shall comply with the applicable recordkeeping requirements of 40 CFR Part 63, Subpart YY	The permit holder shall comply with the applicable reporting requirements of 40 CFR Part 63, Subpart YY
B72L7CT1	EU	R5760-01	Highly Reactive	30 TAC Chapter 115, HRVOC	§ 115.767(6) § 115.764(a)(1)	All sites that are subject to this division and that are	§ 115.764(a)(1) § 115.764(a)(3)	§ 115.766(a)(1) § 115.766(a)(2)	§ 115.766(i)(2)

Applicable Requirements Summary

Unit Group Process ID No.	Unit Group Processes Type	SOP Index No.	Pollutant	State Rule or Federal Regulation Name	Emission Limitation, Standard or Equipment Specification Citation	Textual Description (See Special Term and Condition 1.B.)	Monitoring And Testing Requirements	Recordkeeping Requirements (30 TAC § 122.144)	Reporting Requirements (30 TAC § 122.145)
			VOC	Cooling Towers	§ 115.766(i)	located in the Houston/ Galveston/Brazoria area as defined in § 115.10, excluding Harris County, are exempt from § 115.761(b) and (c)(2), except as provided in § 115.769(a)(3).	[G]§ 115.764(a)(6) § 115.764(c)	§ 115.766(a)(3) § 115.766(a)(5) § 115.766(a)(6) § 115.766(c) § 115.766(i)(1)	
B72L7CT1	EU	R5760-02	Highly Reactive VOC	30 TAC Chapter 115, HRVOC Cooling Towers	§ 115.767(6) § 115.764(e)(2) § 115.766(i)	All sites that are subject to this division and that are located in the Houston/ Galveston/Brazoria area as defined in § 115.10, excluding Harris County, are exempt from § 115.761(b) and (c)(2), except as provided in § 115.769(a)(3).	§ 115.764(a)(3) [G]§ 115.764(a)(6) § 115.764(c) § 115.764(e)(2)	§ 115.766(a)(1) § 115.766(a)(2) § 115.766(a)(3) § 115.766(a)(5) § 115.766(a)(6) § 115.766(c) [G]§ 115.766(f) § 115.766(i)(1)	§ 115.766(i)(2)
B72L7D103	EP	R5121-01	VOC	30 TAC Chapter 115, Vent Gas Controls	§ 115.122(a)(1) § 115.121(a)(1) § 115.122(a)(1)(B) § 60.18	Vent gas streams affected by §115.121(a)(1) must be controlled properly with a control efficiency of at least 90% or to a volatile organic compound (VOC) concentration of no more than 20 parts per million (ppmv) (on a dry basis corrected to 3.0% oxygen for combustion devices).	[G]§ 115.125 § 115.126(1) § 115.126(1)(B) § 115.126(2)	§ 115.126 § 115.126(1) § 115.126(1)(B) § 115.126(2)	None
B72L7D18	EU	R5112-01	VOC	30 TAC Chapter 115, Storage of VOCs	§ 115.111(a)(1)	Except as provided in § 115.118, a storage tank storing VOC with a true vapor pressure less than 1.5 psia is exempt from the requirements of this division.	[G]§ 115.117	§ 115.118(a)(1) § 115.118(a)(5) § 115.118(a)(7)	None
B72L7D18A	EU	R5112-01	VOC	30 TAC Chapter	§ 115.111(a)(1)	Except as provided in §	[G]§ 115.117	§ 115.118(a)(1)	None

Applicable Requirements Summary

Unit Group Process ID No.	Unit Group Process Type	SOP Index No.	Pollutant	State Rule or Federal Regulation Name	Emission Limitation, Standard or Equipment Specification Citation	Textual Description (See Special Term and Condition 1.B.)	Monitoring And Testing Requirements	Recordkeeping Requirements (30 TAC § 122.144)	Reporting Requirements (30 TAC § 122.145)
				115, Storage of VOCs		115.118, a storage tank storing VOC with a true vapor pressure less than 1.5 psia is exempt from the requirements of this division.		§ 115.118(a)(5) § 115.118(a)(7)	
B72L7D18C	EU	R5131-01	VOC	30 TAC Chapter 115, Water Separation	§ 115.137(a)(2) [G]§ 115.132(a)(4)	Any single or multiple compartment VOC water separator which separates materials having a true vapor pressure of VOC < .5 psia obtained from any equipment is exempt from §115.132(a).	[G]§ 115.135(a) § 115.136(a)(1) § 115.136(a)(3) § 115.136(a)(4)	§ 115.136(a)(1) § 115.136(a)(3) § 115.136(a)(4)	None
B72L7D19	EU	R5112-01	VOC	30 TAC Chapter 115, Storage of VOCs	§ 115.111(a)(1)	Except as provided in § 115.118, a storage tank storing VOC with a true vapor pressure less than 1.5 psia is exempt from the requirements of this division.	[G]§ 115.117	§ 115.118(a)(1) § 115.118(a)(5) § 115.118(a)(6)(A) § 115.118(a)(7)	None
B72L7D2	EU	R5131-01	VOC	30 TAC Chapter 115, Water Separation	§ 115.132(a)(1)	VOC water separators must have each compartment totally enclosed with all openings sealed. Gauging and sampling devices shall be vapor-tight except during use.	[G]§ 115.135(a) § 115.136(a)(3) § 115.136(a)(4) ** See Periodic Monitoring Summary	§ 115.136(a)(3) § 115.136(a)(4)	None
B72L7D202	EU	61FF-01	Benzene	40 CFR Part 61, Subpart FF	§ 61.343(a)(1) § 61.343(a)(1)(i)(A) § 61.343(a)(1)(i)(B) § 61.343(c) § 61.343(d) § 61.349(a) § 61.349(a)(1)(i) § 61.349(a)(1)(ii) § 61.349(a)(1)(ii)(B)	The owner or operator shall install, operate, and maintain a fixed-roof and closed-vent system that routes all organic vapors vented from the tank to a control device.	§ 61.343(a)(1)(i)(A) § 61.343(c) § 61.349(a)(1)(i) § 61.349(a)(1)(ii) § 61.349(e) § 61.349(f) § 61.354(f)(1) [G]§ 61.355(h)	§ 61.349(a)(1)(ii) § 61.356(d) § 61.356(f) § 61.356(f)(1) § 61.356(f)(2) § 61.356(f)(2)(i) § 61.356(f)(2)(i)(H) § 61.356(g) § 61.356(h)	§ 61.357(d)(7) § 61.357(d)(7)(iv) § 61.357(d)(7)(iv)(J)

Applicable Requirements Summary

Unit Group Process ID No.	Unit Group Process Type	SOP Index No.	Pollutant	State Rule or Federal Regulation Name	Emission Limitation, Standard or Equipment Specification Citation	Textual Description (See Special Term and Condition 1.B.)	Monitoring And Testing Requirements	Recordkeeping Requirements (30 TAC § 122.144)	Reporting Requirements (30 TAC § 122.145)
					§ 61.349(a)(1)(iii) § 61.349(a)(1)(iv) [G]§ 61.349(a)(2)(iv) § 61.349(b) § 61.349(e) § 61.349(f) § 61.349(g)			§ 61.356(j) § 61.356(j)(1) § 61.356(j)(12) § 61.356(j)(2) § 61.356(j)(3) § 61.356(j)(3)(i)	
B72L7D203B	EU	61FF-01	Benzene	40 CFR Part 61, Subpart FF	§ 61.343(a)(1) § 60.18 § 61.343(a)(1)(i)(A) § 61.343(a)(1)(i)(B) § 61.343(c) § 61.343(d) § 61.349(a) § 61.349(a)(1)(i) § 61.349(a)(1)(ii) § 61.349(a)(1)(ii)(B) § 61.349(a)(1)(iii) § 61.349(a)(1)(iv) § 61.349(b) § 61.349(e) § 61.349(f) § 61.349(g)	The owner or operator shall install, operate, and maintain a fixed-roof and closed-vent system that routes all organic vapors vented from the tank to a control device.	§ 61.343(a)(1)(i)(A) § 61.343(c) § 61.349(a)(1)(i) § 61.349(a)(1)(ii) § 61.349(f) § 61.354(c) § 61.354(c)(3) § 61.354(f)(1) [G]§ 61.355(h)	§ 61.349(a)(1)(ii) § 61.354(c) § 61.354(c)(3) § 61.356(d) § 61.356(f) § 61.356(f)(1) § 61.356(g) § 61.356(h) § 61.356(j) § 61.356(j)(1) § 61.356(j)(2) § 61.356(j)(3) § 61.356(j)(3)(i) § 61.356(j)(7)	§ 61.357(d)(7) § 61.357(d)(7)(iv) § 61.357(d)(7)(iv)(F)
B72L7D204A	EU	61FF-01	Benzene	40 CFR Part 61, Subpart FF	§ 61.343(a)(1) § 60.18 § 61.343(a)(1)(i)(A) § 61.343(a)(1)(i)(B) § 61.343(c) § 61.343(d) § 61.349(a) § 61.349(a)(1)(i) § 61.349(a)(1)(ii) § 61.349(a)(1)(ii)(B) § 61.349(a)(1)(iii) § 61.349(a)(1)(iv) § 61.349(b) § 61.349(e)	The owner or operator shall install, operate, and maintain a fixed-roof and closed-vent system that routes all organic vapors vented from the tank to a control device.	§ 61.343(a)(1)(i)(A) § 61.343(c) § 61.349(a)(1)(i) § 61.349(a)(1)(ii) § 61.349(e) § 61.349(f) § 61.354(c) § 61.354(c)(3) § 61.354(f)(1) [G]§ 61.355(h)	§ 61.349(a)(1)(ii) § 61.354(c) § 61.354(c)(3) § 61.356(d) § 61.356(f) § 61.356(f)(1) § 61.356(g) § 61.356(h) § 61.356(j) § 61.356(j)(1) § 61.356(j)(2) § 61.356(j)(3) § 61.356(j)(3)(i) § 61.356(j)(7)	§ 61.357(d)(7) § 61.357(d)(7)(iv) § 61.357(d)(7)(iv)(F)

Applicable Requirements Summary

Unit Group Process ID No.	Unit Group Process Type	SOP Index No.	Pollutant	State Rule or Federal Regulation Name	Emission Limitation, Standard or Equipment Specification Citation	Textual Description (See Special Term and Condition 1.B.)	Monitoring And Testing Requirements	Recordkeeping Requirements (30 TAC § 122.144)	Reporting Requirements (30 TAC § 122.145)
					§ 61.349(f) § 61.349(g)				
B72L7D204B	EU	61FF-01	Benzene	40 CFR Part 61, Subpart FF	§ 61.343(a)(1) § 60.18 § 61.343(a)(1)(i)(A) § 61.343(a)(1)(i)(B) § 61.343(c) § 61.343(d) § 61.349(a) § 61.349(a)(1)(i) § 61.349(a)(1)(ii) § 61.349(a)(1)(ii)(B) § 61.349(a)(1)(iii) § 61.349(a)(1)(iv) § 61.349(b) § 61.349(e) § 61.349(f) § 61.349(g)	The owner or operator shall install, operate, and maintain a fixed-roof and closed-vent system that routes all organic vapors vented from the tank to a control device.	§ 61.343(a)(1)(i)(A) § 61.343(c) § 61.349(a)(1)(i) § 61.349(a)(1)(ii) § 61.349(e) § 61.349(f) § 61.354(c) § 61.354(c)(3) § 61.354(f)(1) [G]§ 61.355(h)	§ 61.349(a)(1)(ii) § 61.354(c) § 61.354(c)(3) § 61.356(d) § 61.356(f) § 61.356(f)(1) § 61.356(g) § 61.356(h) § 61.356(j) § 61.356(j)(1) § 61.356(j)(2) § 61.356(j)(3) § 61.356(j)(3)(i) § 61.356(j)(7)	§ 61.357(d)(7) § 61.357(d)(7)(iv) § 61.357(d)(7)(iv)(F)
B72L7D204C	EU	61FF-01	Benzene	40 CFR Part 61, Subpart FF	§ 61.343(a)(1) § 60.18 § 61.343(a)(1)(i)(A) § 61.343(a)(1)(i)(B) § 61.343(c) § 61.343(d) § 61.349(a) § 61.349(a)(1)(i) § 61.349(a)(1)(ii) § 61.349(a)(1)(ii)(B) § 61.349(a)(1)(iii) § 61.349(a)(1)(iv) § 61.349(b) § 61.349(e) § 61.349(f) § 61.349(g)	The owner or operator shall install, operate, and maintain a fixed-roof and closed-vent system that routes all organic vapors vented from the tank to a control device.	§ 61.343(a)(1)(i)(A) § 61.343(c) § 61.349(a)(1)(i) § 61.349(a)(1)(ii) § 61.349(e) § 61.349(f) § 61.354(c) § 61.354(c)(3) § 61.354(f)(1) [G]§ 61.355(h)	§ 61.349(a)(1)(ii) § 61.354(c) § 61.354(c)(3) § 61.356(d) § 61.356(f) § 61.356(f)(1) § 61.356(g) § 61.356(h) § 61.356(j) § 61.356(j)(1) § 61.356(j)(2) § 61.356(j)(3) § 61.356(j)(3)(i) § 61.356(j)(7)	§ 61.357(d)(7) § 61.357(d)(7)(iv) § 61.357(d)(7)(iv)(F)
B72L7D27	EU	61FF-01	Benzene	40 CFR Part 61, Subpart FF	§ 61.343(a)(1) § 60.18 § 61.343(a)(1)(i)(A) § 61.343(a)(1)(i)(B)	The owner or operator shall install, operate, and maintain a fixed-roof and closed-vent system that	§ 61.343(a)(1)(i)(A) § 61.343(c) § 61.349(a)(1)(i) § 61.349(a)(1)(ii)	§ 61.349(a)(1)(ii) § 61.354(c) § 61.354(c)(3) § 61.356(d)	§ 61.357(d)(7) § 61.357(d)(7)(iv) § 61.357(d)(7)(iv)(F)

Applicable Requirements Summary

Unit Group Process ID No.	Unit Group Process Type	SOP Index No.	Pollutant	State Rule or Federal Regulation Name	Emission Limitation, Standard or Equipment Specification Citation	Textual Description (See Special Term and Condition 1.B.)	Monitoring And Testing Requirements	Recordkeeping Requirements (30 TAC § 122.144)	Reporting Requirements (30 TAC § 122.145)
					§ 61.343(c) § 61.343(d) § 61.349(a) § 61.349(a)(1)(i) § 61.349(a)(1)(ii) § 61.349(a)(1)(ii)(B) § 61.349(a)(1)(iii) § 61.349(a)(1)(iv) § 61.349(b) § 61.349(e) § 61.349(f) § 61.349(g)	routes all organic vapors vented from the tank to a control device.	§ 61.349(e) § 61.349(f) § 61.354(c) § 61.354(c)(3) § 61.354(f)(1) [G]§ 61.355(h)	§ 61.356(f) § 61.356(f)(1) § 61.356(g) § 61.356(h) § 61.356(j) § 61.356(j)(1) § 61.356(j)(2) § 61.356(j)(3) § 61.356(j)(3)(i) § 61.356(j)(7)	
B72L7D28	EU	61FF-01	Benzene	40 CFR Part 61, Subpart FF	§ 61.343(a)(1) § 61.343(a)(1)(i)(A) § 61.343(a)(1)(i)(B) § 61.343(c) § 61.343(d) § 61.349(a) § 61.349(a)(1)(i) § 61.349(a)(1)(ii) § 61.349(a)(1)(ii)(B) § 61.349(a)(1)(iii) § 61.349(a)(1)(iv) [G]§ 61.349(a)(2)(iv) § 61.349(b) § 61.349(e) § 61.349(f) § 61.349(g)	The owner or operator shall install, operate, and maintain a fixed-roof and closed-vent system that routes all organic vapors vented from the tank to a control device.	§ 61.343(a)(1)(i)(A) § 61.343(c) § 61.349(a)(1)(i) § 61.349(a)(1)(ii) § 61.349(e) § 61.349(f) § 61.354(f)(1) [G]§ 61.355(h)	§ 61.349(a)(1)(ii) § 61.356(d) § 61.356(f) § 61.356(f)(1) § 61.356(f)(2) § 61.356(f)(2)(i) § 61.356(f)(2)(i)(H) § 61.356(g) § 61.356(h) § 61.356(j) § 61.356(j)(1) § 61.356(j)(12) § 61.356(j)(2) § 61.356(j)(3) § 61.356(j)(3)(i)	§ 61.357(d)(7) § 61.357(d)(7)(iv) § 61.357(d)(7)(iv)(J)
B72L7D4	EU	R5131-01	VOC	30 TAC Chapter 115, Water Separation	§ 115.132(a)(1)	VOC water separators must have each compartment totally enclosed with all openings sealed. Gauging and sampling devices shall be vapor-tight except during use.	[G]§ 115.135(a) § 115.136(a)(3) § 115.136(a)(4) ** See Periodic Monitoring Summary	§ 115.136(a)(3) § 115.136(a)(4)	None
B72L7D450	EU	R5112-01	VOC	30 TAC Chapter 115, Storage of	§ 115.111(a)(1)	Except as provided in § 115.118, a storage tank	[G]§ 115.117	§ 115.118(a)(1) § 115.118(a)(5)	None

Applicable Requirements Summary

Unit Group Process ID No.	Unit Group Processes Type	SOP Index No.	Pollutant	State Rule or Federal Regulation Name	Emission Limitation, Standard or Equipment Specification Citation	Textual Description (See Special Term and Condition 1.B.)	Monitoring And Testing Requirements	Recordkeeping Requirements (30 TAC § 122.144)	Reporting Requirements (30 TAC § 122.145)
				VOCs		storing VOC with a true vapor pressure less than 1.5 psia is exempt from the requirements of this division.		§ 115.118(a)(6)(A) § 115.118(a)(7)	
B72L7D450	EU	61FF-01	Benzene	40 CFR Part 61, Subpart FF	§ 61.343(a)(1) § 60.18 § 61.343(a)(1)(i)(A) § 61.343(a)(1)(i)(B) § 61.343(c) § 61.343(d) § 61.349(a) § 61.349(a)(1)(i) § 61.349(a)(1)(ii) § 61.349(a)(1)(ii)(B) § 61.349(a)(1)(iii) § 61.349(a)(1)(iv) § 61.349(b) § 61.349(e) § 61.349(f) § 61.349(g)	The owner or operator shall install, operate, and maintain a fixed-roof and closed-vent system that routes all organic vapors vented from the tank to a control device.	§ 61.343(a)(1)(i)(A) § 61.343(c) § 61.349(a)(1)(i) § 61.349(a)(1)(ii) § 61.349(e) § 61.349(f) § 61.354(c) § 61.354(c)(3) § 61.354(f)(1) [G]§ 61.355(h)	§ 61.349(a)(1)(ii) § 61.354(c) § 61.354(c)(3) § 61.356(d) § 61.356(f) § 61.356(f)(1) § 61.356(g) § 61.356(h) § 61.356(j) § 61.356(j)(1) § 61.356(j)(2) § 61.356(j)(3) § 61.356(j)(3)(i) § 61.356(j)(7)	§ 61.357(d)(7) § 61.357(d)(7)(iv) § 61.357(d)(7)(iv)(F)
B72L7D452	EU	61FF-01	Benzene	40 CFR Part 61, Subpart FF	§ 61.343(a)(1) § 60.18 § 61.343(a)(1)(i)(A) § 61.343(a)(1)(i)(B) § 61.343(c) § 61.343(d) § 61.349(a) § 61.349(a)(1)(i) § 61.349(a)(1)(ii) § 61.349(a)(1)(ii)(B) § 61.349(a)(1)(iii) § 61.349(a)(1)(iv) § 61.349(b) § 61.349(e) § 61.349(f) § 61.349(g)	The owner or operator shall install, operate, and maintain a fixed-roof and closed-vent system that routes all organic vapors vented from the tank to a control device.	§ 61.343(a)(1)(i)(A) § 61.343(c) § 61.349(a)(1)(i) § 61.349(a)(1)(ii) § 61.349(e) § 61.349(f) § 61.354(c) § 61.354(c)(3) § 61.354(f)(1) [G]§ 61.355(h)	§ 61.349(a)(1)(ii) § 61.354(c) § 61.354(c)(3) § 61.356(d) § 61.356(f) § 61.356(f)(1) § 61.356(g) § 61.356(h) § 61.356(j) § 61.356(j)(1) § 61.356(j)(2) § 61.356(j)(3) § 61.356(j)(3)(i) § 61.356(j)(7)	§ 61.357(d)(7) § 61.357(d)(7)(iv) § 61.357(d)(7)(iv)(F)
B72L7D453	EU	61FF-01	Benzene	40 CFR Part 61,	§ 61.343(a)(1)	The owner or operator shall	§ 61.343(a)(1)(i)(A)	§ 61.349(a)(1)(ii)	§ 61.357(d)(7)

Applicable Requirements Summary

Unit Group Process ID No.	Unit Group Process Type	SOP Index No.	Pollutant	State Rule or Federal Regulation Name	Emission Limitation, Standard or Equipment Specification Citation	Textual Description (See Special Term and Condition 1.B.)	Monitoring And Testing Requirements	Recordkeeping Requirements (30 TAC § 122.144)	Reporting Requirements (30 TAC § 122.145)
				Subpart FF	§ 60.18 § 61.343(a)(1)(i)(A) § 61.343(a)(1)(i)(B) § 61.343(c) § 61.343(d) § 61.349(a) § 61.349(a)(1)(i) § 61.349(a)(1)(ii) § 61.349(a)(1)(ii)(B) § 61.349(a)(1)(iii) § 61.349(a)(1)(iv) § 61.349(b) § 61.349(e) § 61.349(f) § 61.349(g)	install, operate, and maintain a fixed-roof and closed-vent system that routes all organic vapors vented from the tank to a control device.	§ 61.343(c) § 61.349(a)(1)(i) § 61.349(a)(1)(ii) § 61.349(e) § 61.349(f) § 61.354(c) § 61.354(c)(3) § 61.354(f)(1) [G]§ 61.355(h)	§ 61.354(c) § 61.354(c)(3) § 61.356(d) § 61.356(f) § 61.356(f)(1) § 61.356(g) § 61.356(h) § 61.356(j) § 61.356(j)(1) § 61.356(j)(2) § 61.356(j)(3) § 61.356(j)(3)(i) § 61.356(j)(7)	§ 61.357(d)(7)(iv) § 61.357(d)(7)(iv)(F)
B72L7D511	EU	R5131-01	VOC	30 TAC Chapter 115, Water Separation	§ 115.132(a)(1)	VOC water separators must have each compartment totally enclosed with all openings sealed. Gauging and sampling devices shall be vapor-tight except during use.	[G]§ 115.135(a) § 115.136(a)(3) § 115.136(a)(4) ** See Periodic Monitoring Summary	§ 115.136(a)(3) § 115.136(a)(4)	None
B72L7D530A	EU	61FF-01	Benzene	40 CFR Part 61, Subpart FF	§ 61.343(a)(1) § 61.343(a)(1)(i)(A) § 61.343(a)(1)(i)(B) § 61.343(c) § 61.343(d) § 61.349(a) § 61.349(a)(1)(i) § 61.349(a)(1)(ii) § 61.349(a)(1)(ii)(B) § 61.349(a)(1)(iii) § 61.349(a)(1)(iv) [G]§ 61.349(a)(2)(iv) § 61.349(b) § 61.349(e) § 61.349(f)	The owner or operator shall install, operate, and maintain a fixed-roof and closed-vent system that routes all organic vapors vented from the tank to a control device.	§ 61.343(a)(1)(i)(A) § 61.343(c) § 61.349(a)(1)(i) § 61.349(a)(1)(ii) § 61.349(e) § 61.349(f) § 61.354(f)(1) [G]§ 61.355(h)	§ 61.349(a)(1)(ii) § 61.356(d) § 61.356(f) § 61.356(f)(1) § 61.356(f)(2) § 61.356(f)(2)(i) § 61.356(f)(2)(i)(H) § 61.356(g) § 61.356(h) § 61.356(j) § 61.356(j)(1) § 61.356(j)(12) § 61.356(j)(2) § 61.356(j)(3) § 61.356(j)(3)(i)	§ 61.357(d)(7) § 61.357(d)(7)(iv) § 61.357(d)(7)(iv)(J)

Applicable Requirements Summary

Unit Group Process ID No.	Unit Group Processes Type	SOP Index No.	Pollutant	State Rule or Federal Regulation Name	Emission Limitation, Standard or Equipment Specification Citation	Textual Description (See Special Term and Condition 1.B.)	Monitoring And Testing Requirements	Recordkeeping Requirements (30 TAC § 122.144)	Reporting Requirements (30 TAC § 122.145)
					§ 61.349(g)				
B72L7D6	EU	61FF-01	Benzene	40 CFR Part 61, Subpart FF	§ 61.343(a)(1) § 60.18 § 61.343(a)(1)(i)(A) § 61.343(a)(1)(i)(B) § 61.343(c) § 61.343(d) § 61.349(a) § 61.349(a)(1)(i) § 61.349(a)(1)(ii) § 61.349(a)(1)(ii)(B) § 61.349(a)(1)(iii) § 61.349(a)(1)(iv) § 61.349(b) § 61.349(e) § 61.349(f) § 61.349(g)	The owner or operator shall install, operate, and maintain a fixed-roof and closed-vent system that routes all organic vapors vented from the tank to a control device.	§ 61.343(a)(1)(i)(A) § 61.343(c) § 61.349(a)(1)(i) § 61.349(a)(1)(ii) § 61.349(e) § 61.349(f) § 61.354(c) § 61.354(c)(3) § 61.354(f)(1) [G]§ 61.355(h)	§ 61.349(a)(1)(ii) § 61.354(c) § 61.354(c)(3) § 61.356(d) § 61.356(f) § 61.356(f)(1) § 61.356(g) § 61.356(h) § 61.356(j) § 61.356(j)(1) § 61.356(j)(2) § 61.356(j)(3) § 61.356(j)(3)(i) § 61.356(j)(7)	§ 61.357(d)(7) § 61.357(d)(7)(iv) § 61.357(d)(7)(iv)(F)
B72L7D63	EU	61FF-01	Benzene	40 CFR Part 61, Subpart FF	§ 61.343(a)(1) § 61.343(a)(1)(i)(A) § 61.343(a)(1)(i)(B) § 61.343(c) § 61.343(d) § 61.349(a) § 61.349(a)(1)(i) § 61.349(a)(1)(ii) § 61.349(a)(1)(ii)(B) § 61.349(a)(1)(iii) § 61.349(a)(1)(iv) [G]§ 61.349(a)(2)(iv) § 61.349(b) § 61.349(e) § 61.349(f) § 61.349(g)	The owner or operator shall install, operate, and maintain a fixed-roof and closed-vent system that routes all organic vapors vented from the tank to a control device.	§ 61.343(a)(1)(i)(A) § 61.343(c) § 61.349(a)(1)(i) § 61.349(a)(1)(ii) § 61.349(e) § 61.349(f) § 61.354(f)(1) [G]§ 61.355(h)	§ 61.349(a)(1)(ii) § 61.356(d) § 61.356(f) § 61.356(f)(1) § 61.356(f)(2) § 61.356(f)(2)(i) § 61.356(f)(2)(i)(H) § 61.356(g) § 61.356(h) § 61.356(j) § 61.356(j)(1) § 61.356(j)(12) § 61.356(j)(2) § 61.356(j)(3) § 61.356(j)(3)(i)	§ 61.357(d)(7) § 61.357(d)(7)(iv) § 61.357(d)(7)(iv)(J)
B72L7D6A	EU	61FF-01	Benzene	40 CFR Part 61, Subpart FF	§ 61.343(a)(1) § 60.18 § 61.343(a)(1)(i)(A) § 61.343(a)(1)(i)(B)	The owner or operator shall install, operate, and maintain a fixed-roof and closed-vent system that	§ 61.343(a)(1)(i)(A) § 61.343(c) § 61.349(a)(1)(i) § 61.349(a)(1)(ii)	§ 61.349(a)(1)(ii) § 61.354(c) § 61.354(c)(3) § 61.356(d)	§ 61.357(d)(7) § 61.357(d)(7)(iv) § 61.357(d)(7)(iv)(F)

Applicable Requirements Summary

Unit Group Process ID No.	Unit Group Process Type	SOP Index No.	Pollutant	State Rule or Federal Regulation Name	Emission Limitation, Standard or Equipment Specification Citation	Textual Description (See Special Term and Condition 1.B.)	Monitoring And Testing Requirements	Recordkeeping Requirements (30 TAC § 122.144)	Reporting Requirements (30 TAC § 122.145)
					§ 61.343(c) § 61.343(d) § 61.349(a) § 61.349(a)(1)(i) § 61.349(a)(1)(ii) § 61.349(a)(1)(ii)(B) § 61.349(a)(1)(iii) § 61.349(a)(1)(iv) § 61.349(b) § 61.349(e) § 61.349(f) § 61.349(g)	routes all organic vapors vented from the tank to a control device.	§ 61.349(e) § 61.349(f) § 61.354(c) § 61.354(c)(3) § 61.354(f)(1) [G]§ 61.355(h)	§ 61.356(f) § 61.356(f)(1) § 61.356(g) § 61.356(h) § 61.356(j) § 61.356(j)(1) § 61.356(j)(2) § 61.356(j)(3) § 61.356(j)(3)(i) § 61.356(j)(7)	
B72L7D7	EU	61FF-01	Benzene	40 CFR Part 61, Subpart FF	§ 61.343(a)(1) § 60.18 § 61.343(a)(1)(i)(A) § 61.343(a)(1)(i)(B) § 61.343(c) § 61.343(d) § 61.349(a) § 61.349(a)(1)(i) § 61.349(a)(1)(ii) § 61.349(a)(1)(ii)(B) § 61.349(a)(1)(iii) § 61.349(a)(1)(iv) § 61.349(b) § 61.349(e) § 61.349(f) § 61.349(g)	The owner or operator shall install, operate, and maintain a fixed-roof and closed-vent system that routes all organic vapors vented from the tank to a control device.	§ 61.343(a)(1)(i)(A) § 61.343(c) § 61.349(a)(1)(i) § 61.349(a)(1)(ii) § 61.349(f) § 61.354(c) § 61.354(c)(3) § 61.354(f)(1) [G]§ 61.355(h)	§ 61.349(a)(1)(ii) § 61.354(c) § 61.354(c)(3) § 61.356(d) § 61.356(f) § 61.356(f)(1) § 61.356(g) § 61.356(h) § 61.356(j) § 61.356(j)(1) § 61.356(j)(2) § 61.356(j)(3) § 61.356(j)(3)(i) § 61.356(j)(7)	§ 61.357(d)(7) § 61.357(d)(7)(iv) § 61.357(d)(7)(iv)(F)
B72L7D77	EU	61FF-01	Benzene	40 CFR Part 61, Subpart FF	§ 61.343(a)(1) § 60.18 § 61.343(a)(1)(i)(A) § 61.343(a)(1)(i)(B) § 61.343(c) § 61.343(d) § 61.349(a) § 61.349(a)(1)(i) § 61.349(a)(1)(ii) § 61.349(a)(1)(ii)(B)	The owner or operator shall install, operate, and maintain a fixed-roof and closed-vent system that routes all organic vapors vented from the tank to a control device.	§ 61.343(a)(1)(i)(A) § 61.343(c) § 61.349(a)(1)(i) § 61.349(a)(1)(ii) § 61.349(e) § 61.349(f) § 61.354(c) § 61.354(c)(3) § 61.354(f)(1) [G]§ 61.355(h)	§ 61.349(a)(1)(ii) § 61.354(c) § 61.354(c)(3) § 61.356(d) § 61.356(f) § 61.356(f)(1) § 61.356(g) § 61.356(h) § 61.356(j) § 61.356(j)(1)	§ 61.357(d)(7) § 61.357(d)(7)(iv) § 61.357(d)(7)(iv)(F)

Applicable Requirements Summary

Unit Group Process ID No.	Unit Group Processes Type	SOP Index No.	Pollutant	State Rule or Federal Regulation Name	Emission Limitation, Standard or Equipment Specification Citation	Textual Description (See Special Term and Condition 1.B.)	Monitoring And Testing Requirements	Recordkeeping Requirements (30 TAC § 122.144)	Reporting Requirements (30 TAC § 122.145)
					§ 61.349(a)(1)(iii) § 61.349(a)(1)(iv) § 61.349(b) § 61.349(e) § 61.349(f) § 61.349(g)			§ 61.356(j)(2) § 61.356(j)(3) § 61.356(j)(3)(i) § 61.356(j)(7)	
B72L7D80	EU	R5112-01	VOC	30 TAC Chapter 115, Storage of VOCs	§ 115.111(a)(1)	Except as provided in § 115.118, a storage tank storing VOC with a true vapor pressure less than 1.5 psia is exempt from the requirements of this division.	[G]§ 115.117	§ 115.118(a)(1) § 115.118(a)(5) § 115.118(a)(7)	None
B72L7D81	EU	R5112-01	VOC	30 TAC Chapter 115, Storage of VOCs	§ 115.111(a)(1)	Except as provided in § 115.118, a storage tank storing VOC with a true vapor pressure less than 1.5 psia is exempt from the requirements of this division.	[G]§ 115.117	§ 115.118(a)(1) § 115.118(a)(5) § 115.118(a)(7)	None
B72L7DF1	EP	R5121-01	VOC	30 TAC Chapter 115, Vent Gas Controls	§ 115.122(a)(1) § 115.121(a)(1) § 115.122(a)(1)(B) § 60.18	Vent gas streams affected by §115.121(a)(1) must be controlled properly with a control efficiency of at least 90% or to a volatile organic compound (VOC) concentration of no more than 20 parts per million (ppmv) (on a dry basis corrected to 3.0% oxygen for combustion devices).	[G]§ 115.125 § 115.126(1) § 115.126(1)(B) § 115.126(2)	§ 115.126 § 115.126(1) § 115.126(1)(B) § 115.126(2)	None
B72L7DF2	EP	R5121-01	VOC	30 TAC Chapter 115, Vent Gas Controls	§ 115.122(a)(1) § 115.121(a)(1) § 115.122(a)(1)(B) § 60.18	Vent gas streams affected by §115.121(a)(1) must be controlled properly with a control efficiency of at least 90% or to a volatile organic compound (VOC)	[G]§ 115.125 § 115.126(1) § 115.126(1)(B) § 115.126(2)	§ 115.126 § 115.126(1) § 115.126(1)(B) § 115.126(2)	None

Applicable Requirements Summary

Unit Group Process ID No.	Unit Group Processes Type	SOP Index No.	Pollutant	State Rule or Federal Regulation Name	Emission Limitation, Standard or Equipment Specification Citation	Textual Description (See Special Term and Condition 1.B.)	Monitoring And Testing Requirements	Recordkeeping Requirements (30 TAC § 122.144)	Reporting Requirements (30 TAC § 122.145)
						concentration of no more than 20 parts per million (ppmv) (on a dry basis corrected to 3.0% oxygen for combustion devices).			
B72L7F2	EU	R1111-01	Opacity	30 TAC Chapter 111, Visible Emissions	§ 111.111(a)(4)(A)	Visible emissions from a process gas flare shall not be permitted for more than five minutes in any two-hour period. Non-excessive upset events are subject to the provisions under §101.222(b).	§ 111.111(a)(4)(A)(i) § 111.111(a)(4)(A)(ii)	§ 111.111(a)(4)(A)(ii)	None
B72L7F2	EP	R5720-01	Highly Reactive VOC	30 TAC Chapter 115, HRVOC Vent Gas	§ 115.727(b)(2) § 115.727(b)	The flare is exempt from the continuous monitoring requirements of § 115.725(d)-(k) of this title (relating to Monitoring and Testing Requirements) and § 115.726(d) of this title (relating to Recordkeeping and Recording Requirements) and is therefore not required to submit a quality assurance plan under § 115.726(a) of this title.	None	§ 115.726(e)(2) § 115.726(j)(2)	None
B72L7F2	CD	60A-01	Opacity	40 CFR Part 60, Subpart A	§ 60.18(b) § 60.18(c)(1) § 60.18(c)(2) § 60.18(c)(3)(ii) § 60.18(c)(4)(i) § 60.18(c)(6) § 60.18(e)	Flares shall comply with paragraphs (c)-(f) of § 60.18.	§ 60.18(d) § 60.18(f)(1) § 60.18(f)(2) § 60.18(f)(3) § 60.18(f)(4)	None	None
B72L7F2	CD	63CC-01	Opacity	40 CFR Part 63, Subpart CC	§ 63.670(c) § 63.670 § 63.670(b)	Visible emissions. The owner or operator shall specify the smokeless	§ 63.670(b) § 63.670(c) § 63.670(d)(1)	[G]§ 63.670(h) [G]§ 63.670(i) [G]§ 63.670(j)	[G]§ 63.670(h) [G]§ 63.670(j) [G]§ 63.670(o)(2)

Applicable Requirements Summary

Unit Group Process ID No.	Unit Group Process Type	SOP Index No.	Pollutant	State Rule or Federal Regulation Name	Emission Limitation, Standard or Equipment Specification Citation	Textual Description (See Special Term and Condition 1.B.)	Monitoring And Testing Requirements	Recordkeeping Requirements (30 TAC § 122.144)	Reporting Requirements (30 TAC § 122.145)
					§ 63.670(d) § 63.670(d)(1) § 63.670(e) § 63.670(o) [G]§ 63.670(o)(1) [G]§ 63.670(o)(2) [G]§ 63.670(o)(3) [G]§ 63.670(o)(4) [G]§ 63.670(o)(5) § 63.670(o)(6) [G]§ 63.670(o)(7) [G]§ 63.671(c)	design capacity of each flare and operate with no visible emissions, except for periods not to exceed a total of 5 minutes during any 2 consecutive hours, when regulated material is routed to the flare and the flare vent gas flow rate is less than the smokeless design capacity of the flare. The owner or operator shall monitor for visible emissions from the flare as specified in §63.670(h).	§ 63.670(e) § 63.670(g) [G]§ 63.670(h) [G]§ 63.670(i) [G]§ 63.670(j) [G]§ 63.670(k) [G]§ 63.670(m) [G]§ 63.671(a) [G]§ 63.671(b) [G]§ 63.671(c) [G]§ 63.671(d) [G]§ 63.671(e)	[G]§ 63.670(o)(1) [G]§ 63.670(o)(5) § 63.670(o)(6) § 63.670(p) [G]§ 63.671(a) [G]§ 63.671(b)	§ 63.670(q)
B72L7FU1	EU	R5780-ALL	Highly Reactive VOC	30 TAC Chapter 115, HRVOC Fugitive Emissions	§ 115.787(d) § 115.780(b) [G]§ 115.781(a) § 115.782(a) § 115.782(b)(1) § 115.782(b)(2) § 115.782(c)(1) § 115.782(c)(1)(A) § 115.782(c)(1)(B) [G]§ 115.782(c)(1)(B)(i) § 115.782(c)(1)(B)(ii) [G]§ 115.782(c)(1)(B)(iii) § 115.782(c)(1)(B)(iv) § 115.782(c)(1)(C)(i) § 115.782(c)(1)(C)(i)(I) § 115.782(c)(1)(C)(i)(II)	All pumps that are equipped with a shaft sealing system that prevents or detects emissions of VOC from the seal are exempt from the monitoring requirement of §115.781(b) and (c). Submerged pumps or sealless pumps may be used to satisfy the requirements of this subsection.	§ 115.782(d)(2)	[G]§ 115.782(c)(1)(B)(i) [G]§ 115.786(c) § 115.786(d) § 115.786(d)(1) § 115.786(d)(2) § 115.786(d)(2)(A) § 115.786(d)(2)(B) § 115.786(d)(2)(C) § 115.786(e) § 115.786(g)	[G]§ 115.782(c)(1)(B)(i) § 115.783(3)(C) [G]§ 115.786(c)

Applicable Requirements Summary

Unit Group Process ID No.	Unit Group Processes Type	SOP Index No.	Pollutant	State Rule or Federal Regulation Name	Emission Limitation, Standard or Equipment Specification Citation	Textual Description (See Special Term and Condition 1.B.)	Monitoring And Testing Requirements	Recordkeeping Requirements (30 TAC § 122.144)	Reporting Requirements (30 TAC § 122.145)
					II) § 115.782(c)(1)(C)(i)(III) § 115.782(c)(1)(C)(ii) § 115.783(3) [G]§ 115.783(3)(A) [G]§ 115.783(3)(B) § 115.787(b) § 115.787(b)(1) § 115.787(g)				
B72L7FU1	EU	R5780-ALL	Highly Reactive VOC	30 TAC Chapter 115, HRVOC Fugitive Emissions	§ 115.787(d) § 115.780(b) [G]§ 115.781(a) § 115.782(a) § 115.782(b)(1) § 115.782(b)(2) § 115.782(c)(1) § 115.782(c)(1)(A) § 115.782(c)(1)(B) [G]§ 115.782(c)(1)(B)(i) § 115.782(c)(1)(B)(ii) [G]§ 115.782(c)(1)(B)(iii) § 115.782(c)(1)(B)(iv) § 115.782(c)(1)(C)(i) § 115.782(c)(1)(C)(i)(I) § 115.782(c)(1)(C)(i)(II) § 115.782(c)(1)(C)(i)	All compressors that are equipped with a shaft sealing system that prevents or detects emissions of VOC from the seal are exempt from the monitoring requirement of §115.781(b) and (c). Submerged pumps or sealless pumps may be used to satisfy the requirements of this subsection.	§ 115.782(d)(2)	[G]§ 115.782(c)(1)(B)(i) [G]§ 115.786(c) § 115.786(d) § 115.786(d)(1) § 115.786(d)(2) § 115.786(d)(2)(A) § 115.786(d)(2)(B) § 115.786(d)(2)(C) § 115.786(e) § 115.786(g)	[G]§ 115.782(c)(1)(B)(i) § 115.783(3)(C) [G]§ 115.786(c)

Applicable Requirements Summary

Unit Group Process ID No.	Unit Group Processes Type	SOP Index No.	Pollutant	State Rule or Federal Regulation Name	Emission Limitation, Standard or Equipment Specification Citation	Textual Description (See Special Term and Condition 1.B.)	Monitoring And Testing Requirements	Recordkeeping Requirements (30 TAC § 122.144)	Reporting Requirements (30 TAC § 122.145)
					III) § 115.782(c)(1)(C)(ii) § 115.783(3) [G]§ 115.783(3)(A) [G]§ 115.783(3)(B) § 115.787(b) § 115.787(b)(1) § 115.787(g)				
B72L7FU1	EU	R5780-ALL	Highly Reactive VOC	30 TAC Chapter 115, HRVOC Fugitive Emissions	§ 115.787(d) § 115.780(b) [G]§ 115.781(a) § 115.782(a) § 115.782(b)(1) § 115.782(b)(2) § 115.782(c)(1) § 115.782(c)(1)(A) § 115.782(c)(1)(B) [G]§ 115.782(c)(1)(B)(i) § 115.782(c)(1)(B)(ii) [G]§ 115.782(c)(1)(B)(iii) § 115.782(c)(1)(B)(iv) § 115.782(c)(1)(C)(i) § 115.782(c)(1)(C)(i)(I) § 115.782(c)(1)(C)(i)(II) § 115.782(c)(1)(C)(i)(III) § 115.782(c)(1)(C)(ii)	All agitators that are equipped with a shaft sealing system that prevents or detects emissions of VOC from the seal are exempt from the monitoring requirement of §115.781(b) and (c). Submerged pumps or sealless pumps may be used to satisfy the requirements of this subsection.	§ 115.782(d)(2)	[G]§ 115.782(c)(1)(B)(i) [G]§ 115.786(c) § 115.786(d) § 115.786(d)(1) § 115.786(d)(2) § 115.786(d)(2)(A) § 115.786(d)(2)(B) § 115.786(d)(2)(C) § 115.786(e) § 115.786(g)	[G]§ 115.782(c)(1)(B)(i) § 115.783(3)(C) [G]§ 115.786(c)

Applicable Requirements Summary

Unit Group Process ID No.	Unit Group Process Type	SOP Index No.	Pollutant	State Rule or Federal Regulation Name	Emission Limitation, Standard or Equipment Specification Citation	Textual Description (See Special Term and Condition 1.B.)	Monitoring And Testing Requirements	Recordkeeping Requirements (30 TAC § 122.144)	Reporting Requirements (30 TAC § 122.145)
					§ 115.783(3) [G]§ 115.783(3)(A) [G]§ 115.783(3)(B) § 115.787(b) § 115.787(b)(1) § 115.787(g)				
B72L7FU1	EU	R5780-ALL	Highly Reactive VOC	30 TAC Chapter 115, HRVOC Fugitive Emissions	§ 115.781(b)(9) § 115.780(b) [G]§ 115.781(a) [G]§ 115.781(d) § 115.781(g)(3) § 115.782(a) § 115.782(b)(1) § 115.782(b)(2) § 115.782(c)(2) § 115.782(c)(2)(A) § 115.782(c)(2)(A)(i) § 115.782(c)(2)(A)(ii) § 115.782(c)(2)(B) § 115.783(1) § 115.783(1)(A) § 115.783(1)(B) § 115.783(5) § 115.787(f) § 115.787(f)(4) § 115.787(g) § 115.788(a) § 115.788(a)(1) § 115.788(a)(2) § 115.788(a)(2)(A) § 115.788(a)(2)(B) § 115.788(a)(2)(C) § 115.788(a)(2)(C)(i) § 115.788(a)(2)(C)(ii) §	Bypass line valves within a petroleum refinery; synthetic organic chemical, polymer, resin, or methyl-tert-butyl ether manufacturing process; or natural gas/gasoline processing operation in which a highly-reactive volatile organic compound is a raw material, intermediate, final product, or in a waste stream is subject to the requirements of this division. A leak is defined as a screening concentration greater than 500 ppmv above background as methane for all components.	§ 115.781(b) § 115.781(b)(10) § 115.781(b)(4) § 115.781(b)(7) § 115.781(b)(7)(A) § 115.781(b)(7)(B) [G]§ 115.781(d) § 115.781(g) § 115.781(g)(1) § 115.781(g)(2) § 115.781(g)(2) § 115.782(d)(2) § 115.786(a)(1)	§ 115.781(b)(10) § 115.781(g)(1) § 115.781(g)(2) § 115.781(g)(3) § 115.782(c)(2)(A)(ii) § 115.786(a)(1) § 115.786(a)(2) § 115.786(a)(2)(A) § 115.786(a)(2)(B) § 115.786(b)(1) § 115.786(b)(2) § 115.786(b)(2)(A) § 115.786(b)(2)(B) § 115.786(b)(2)(C) [G]§ 115.786(b)(3) [G]§ 115.786(c) § 115.786(d) § 115.786(d)(2) § 115.786(d)(2)(C) § 115.786(e) § 115.786(g) [G]§ 115.788(g)	§ 115.782(c)(2)(A)(ii) [G]§ 115.786(c) § 115.788(c) [G]§ 115.788(d) § 115.788(e) [G]§ 115.788(g)

Applicable Requirements Summary

Unit Group Process ID No.	Unit Group Process Type	SOP Index No.	Pollutant	State Rule or Federal Regulation Name	Emission Limitation, Standard or Equipment Specification Citation	Textual Description (See Special Term and Condition 1.B.)	Monitoring And Testing Requirements	Recordkeeping Requirements (30 TAC § 122.144)	Reporting Requirements (30 TAC § 122.145)
					115.788(a)(2)(C)(iii) § 115.788(a)(2)(D) § 115.788(a)(3) § 115.788(a)(3)(A) § 115.788(a)(3)(B) [G]§ 115.788(g)				
B72L7FU1	EU	R5780-ALL	Highly Reactive VOC	30 TAC Chapter 115, HRVOC Fugitive Emissions	§ 115.781(b)(9) § 115.780(b) [G]§ 115.781(a) § 115.781(g)(3) § 115.782(a) § 115.782(b)(1) § 115.782(b)(2) § 115.782(c)(1) § 115.782(c)(1)(A) § 115.782(c)(1)(B) [G]§ 115.782(c)(1)(B)(i) § 115.782(c)(1)(B)(ii) [G]§ 115.782(c)(1)(B)(iii) § 115.782(c)(1)(B)(iv)	Heat exchanger heads, sight glasses, meters, gauges, sampling connections, bolted manways, hatches, sump covers, junction box vents, and covers and seals on VOC water separators within the process unit or processes listed in §115.780(a) in which a HRVOC is a raw material, intermediate, final product, or in a waste stream is subject to the requirements of this division. A leak is defined as a screening concentration greater than 500 ppmv above background as methane for all components.	§ 115.781(b) § 115.781(b)(10) § 115.781(b)(3) § 115.781(b)(4) § 115.781(b)(7) § 115.781(b)(7)(A) § 115.781(b)(7)(B) § 115.781(f) § 115.781(f)(1) § 115.781(f)(2) § 115.781(f)(3) § 115.781(f)(4) § 115.781(f)(5) § 115.781(f)(6) § 115.781(g) § 115.781(g)(1) § 115.781(g)(2) § 115.782(d)(2) § 115.789(1)(B)	§ 115.781(b)(10) § 115.781(g) § 115.781(g)(1) § 115.781(g)(2) § 115.781(g)(3) [G]§ 115.782(c)(1)(B)(i) [G]§ 115.786(c) § 115.786(d) § 115.786(d)(1) § 115.786(d)(2) § 115.786(d)(2)(A) § 115.786(d)(2)(B) § 115.786(d)(2)(C) § 115.786(e) § 115.786(g)	[G]§ 115.782(c)(1)(B)(i) [G]§ 115.786(c) § 115.789(1)(B)
B72L7FU1	EU	R5780-ALL	Highly Reactive VOC	30 TAC Chapter 115, HRVOC Fugitive Emissions	§ 115.787(a)	Components that contact a process fluid containing less than 5.0% highly-reactive volatile organic compounds by weight on an annual average basis are exempt from the requirements of this division (relating to Fugitive Emissions), except for 115.786(e) and (g) of this title (relating to Record	None	§ 115.786(e) § 115.786(g)	None

Applicable Requirements Summary

Unit Group Process ID No.	Unit Group Process Type	SOP Index No.	Pollutant	State Rule or Federal Regulation Name	Emission Limitation, Standard or Equipment Specification Citation	Textual Description (See Special Term and Condition 1.B.)	Monitoring And Testing Requirements	Recordkeeping Requirements (30 TAC § 122.144)	Reporting Requirements (30 TAC § 122.145)
						keeping Requirements).			
B72L7FU1	EU	R5780-ALL	Highly Reactive VOC	30 TAC Chapter 115, HRVOC Fugitive Emissions	§ 115.781(b)(9) § 115.780(b) [G]§ 115.781(a) § 115.781(g)(3) § 115.782(a) § 115.782(b)(1) § 115.782(b)(2) § 115.782(c)(1) § 115.782(c)(1)(A) § 115.782(c)(1)(B) [G]§ 115.782(c)(1)(B)(i) § 115.782(c)(1)(B)(ii) [G]§ 115.782(c)(1)(B)(iii) § 115.782(c)(1)(B)(iv) § 115.783(4)(A)(i) § 115.783(4)(A)(ii) § 115.783(4)(A)(ii)(I) § 115.783(4)(A)(ii)(II) § 115.783(4)(B) § 115.783(4)(B)(i) § 115.783(4)(B)(ii)	Process drains within a petroleum refinery; synthetic organic chemical, polymer, resin, or methyl-tert-butyl ether manufacturing process; or natural gas/gasoline processing operation in which a highly-reactive volatile organic compound is a raw material, intermediate, final product, or in a waste stream is subject to the requirements of this division. A leak is defined as a screening concentration greater than 500 ppmv above background as methane for all components.	§ 115.354(1) § 115.354(10) § 115.354(5) § 115.354(6) § 115.354(9) § 115.781(b) § 115.781(b)(10) § 115.781(b)(3) § 115.781(b)(4) § 115.781(b)(5) § 115.781(b)(6) § 115.781(b)(7) § 115.781(b)(7)(A) § 115.781(b)(7)(B) § 115.781(g) § 115.781(g)(1) § 115.781(g)(2) § 115.782(d)(2)	§ 115.354(10) § 115.356 [G]§ 115.356(1) [G]§ 115.356(2) § 115.356(3) § 115.356(3)(A) § 115.356(3)(B) § 115.356(5) § 115.781(b)(10) § 115.781(g) § 115.781(g)(1) § 115.781(g)(2) § 115.781(g)(3) [G]§ 115.782(c)(1)(B)(i) [G]§ 115.786(c) § 115.786(d) § 115.786(d)(1) § 115.786(d)(2) § 115.786(d)(2)(A) § 115.786(d)(2)(B) § 115.786(d)(2)(C) § 115.786(e) § 115.786(g)	[G]§ 115.782(c)(1)(B)(i) [G]§ 115.786(c)
B72L7FU1	EU	R5780-ALL	Highly Reactive VOC	30 TAC Chapter 115, HRVOC Fugitive Emissions	§ 115.781(b)(9) § 115.780(b) [G]§ 115.781(a) § 115.781(g)(3) § 115.782(a) § 115.782(b)(1) § 115.782(b)(2) § 115.782(c)(1) § 115.782(c)(1)(A) § 115.782(c)(1)(B)	Pressure relief valves (in gaseous service) within a petroleum refinery; synthetic organic chemical, polymer, resin, or methyl-tert-butyl ether manufacturing process; or natural gas/gasoline processing operation in which a highly-reactive volatile organic	§ 115.354(1) § 115.354(10) § 115.354(2) § 115.354(4) § 115.354(5) § 115.354(6) § 115.354(9) § 115.781(b) § 115.781(b)(10) § 115.781(b)(4)	§ 115.354(10) § 115.356 [G]§ 115.356(1) [G]§ 115.356(2) § 115.356(3) § 115.356(3)(A) § 115.356(3)(B) § 115.356(5) § 115.781(b)(10) § 115.781(g)	[G]§ 115.782(c)(1)(B)(i) [G]§ 115.786(c) § 115.788(c) [G]§ 115.788(d) § 115.788(e) [G]§ 115.788(g)

Applicable Requirements Summary

Unit Group Process ID No.	Unit Group Process Type	SOP Index No.	Pollutant	State Rule or Federal Regulation Name	Emission Limitation, Standard or Equipment Specification Citation	Textual Description (See Special Term and Condition 1.B.)	Monitoring And Testing Requirements	Recordkeeping Requirements (30 TAC § 122.144)	Reporting Requirements (30 TAC § 122.145)
					[G]§ 115.782(c)(1)(B)(i) § 115.782(c)(1)(B)(ii) [G]§ 115.782(c)(1)(B)(iii) § 115.782(c)(1)(B)(iv) § 115.787(e) § 115.787(f) § 115.787(g) § 115.788(a) § 115.788(a)(1) § 115.788(a)(2) § 115.788(a)(2)(A) § 115.788(a)(2)(B) § 115.788(a)(2)(C) § 115.788(a)(2)(C)(i) § 115.788(a)(2)(C)(ii) § 115.788(a)(2)(C)(iii) § 115.788(a)(2)(D) § 115.788(a)(3) § 115.788(a)(3)(A) § 115.788(a)(3)(B) [G]§ 115.788(g)	compound is a raw material, intermediate, final product, or in a waste stream is subject to the requirements of this division. A leak is defined as a screening concentration greater than 500 ppmv above background as methane for all components.	§ 115.781(b)(7) § 115.781(b)(7)(A) § 115.781(b)(7)(B) § 115.781(b)(8) § 115.781(e) § 115.781(g) § 115.781(g)(1) § 115.781(g)(2) § 115.782(d)(2)	§ 115.781(g)(1) § 115.781(g)(2) § 115.781(g)(3) [G]§ 115.782(c)(1)(B)(i) [G]§ 115.786(c) § 115.786(d) § 115.786(d)(1) § 115.786(d)(2) § 115.786(d)(2)(A) § 115.786(d)(2)(B) § 115.786(d)(2)(C) § 115.786(e) § 115.786(g) [G]§ 115.788(g)	
B72L7FU1	EU	R5780-ALL	Highly Reactive VOC	30 TAC Chapter 115, HRVOC Fugitive Emissions	§ 115.781(b)(9) § 115.780(b) [G]§ 115.781(a) § 115.781(g)(3) § 115.782(a) § 115.782(b)(1) § 115.782(b)(2) § 115.782(c)(2) § 115.782(c)(2)(A) § 115.782(c)(2)(A)(i)	Valves within a petroleum refinery; synthetic organic chemical, polymer, resin, or methyl-tert-butyl ether manufacturing process; or natural gas/gasoline processing operation which a highly-reactive volatile organic compound is a raw material, intermediate, final product, or in a waste	§ 115.354(1) § 115.354(10) § 115.354(2) § 115.354(5) § 115.354(6) § 115.354(9) § 115.781(b) § 115.781(b)(10) § 115.781(b)(4) § 115.781(b)(7) § 115.781(b)(7)(A)	§ 115.354(10) § 115.356 [G]§ 115.356(1) [G]§ 115.356(2) § 115.356(3) § 115.356(3)(A) § 115.356(3)(B) § 115.356(5) § 115.781(b)(10) § 115.781(b)(7) § 115.781(g)(1)	§ 115.782(c)(2)(A)(ii) [G]§ 115.786(c) § 115.788(c) [G]§ 115.788(d) § 115.788(e) [G]§ 115.788(g)

Applicable Requirements Summary

Unit Group Process ID No.	Unit Group Process Type	SOP Index No.	Pollutant	State Rule or Federal Regulation Name	Emission Limitation, Standard or Equipment Specification Citation	Textual Description (See Special Term and Condition 1.B.)	Monitoring And Testing Requirements	Recordkeeping Requirements (30 TAC § 122.144)	Reporting Requirements (30 TAC § 122.145)
					§ 115.782(c)(2)(A)(ii) § 115.782(c)(2)(B) § 115.783(5) § 115.787(f) § 115.787(f)(4) § 115.787(g) § 115.788(a) § 115.788(a)(1) § 115.788(a)(2) § 115.788(a)(2)(A) § 115.788(a)(2)(B) § 115.788(a)(2)(C) § 115.788(a)(2)(C)(i) § 115.788(a)(2)(C)(ii) § 115.788(a)(2)(C)(iii) § 115.788(a)(2)(D) § 115.788(a)(3) § 115.788(a)(3)(A) § 115.788(a)(3)(B) [G]§ 115.788(g)	stream is subject to the requirements of this division. A leak is defined as a screening concentration greater than 500 ppmv above background as methane for all components.	§ 115.781(b)(7)(B) § 115.781(g) § 115.781(g)(1) § 115.781(g)(2) § 115.782(d)(2)	§ 115.781(g)(2) § 115.781(g)(3) § 115.782(c)(2)(A)(ii) [G]§ 115.786(c) § 115.786(d) § 115.786(d)(2) § 115.786(d)(2)(C) § 115.786(e) § 115.786(g) [G]§ 115.788(g)	
B72L7FU1	EU	R5780-ALL	Highly Reactive VOC	30 TAC Chapter 115, HRVOC Fugitive Emissions	§ 115.781(b)(9) § 115.780(b) [G]§ 115.781(a) § 115.781(g)(3) § 115.782(a) § 115.782(b)(1) § 115.782(b)(2) § 115.782(c)(1) § 115.782(c)(1)(A) § 115.782(c)(1)(B) [G]§ 115.782(c)(1)(B)(i) § 115.782(c)(1)(B)(ii) [G]§	Flanges or other connectors within a petroleum refinery; synthetic organic chemical, polymer, resin, or methyl-tert-butyl ether manufacturing process; or natural gas/gasoline processing operation in which a highly-reactive volatile organic compound is a raw material, intermediate, final product, or in a waste stream is subject to the requirements of this division. A leak is	§ 115.354(1) § 115.354(10) § 115.354(11) § 115.354(3) § 115.354(5) § 115.354(6) § 115.354(9) § 115.781(b) § 115.781(b)(10) § 115.781(b)(3) § 115.781(b)(4) § 115.781(b)(7) § 115.781(b)(7)(A) § 115.781(b)(7)(B) § 115.781(f)	§ 115.354(10) § 115.356 [G]§ 115.356(1) [G]§ 115.356(2) § 115.356(3) § 115.356(3)(A) § 115.356(3)(B) § 115.356(5) § 115.781(b)(10) § 115.781(g) § 115.781(g)(1) § 115.781(g)(2) § 115.781(g)(3) [G]§ 115.782(c)(1)(B)(i) [G]§ 115.786(c)	[G]§ 115.782(c)(1)(B)(i) [G]§ 115.786(c) § 115.789(1)(B)

Applicable Requirements Summary

Unit Group Process ID No.	Unit Group Process Type	SOP Index No.	Pollutant	State Rule or Federal Regulation Name	Emission Limitation, Standard or Equipment Specification Citation	Textual Description (See Special Term and Condition 1.B.)	Monitoring And Testing Requirements	Recordkeeping Requirements (30 TAC § 122.144)	Reporting Requirements (30 TAC § 122.145)
					115.782(c)(1)(B)(iii) § 115.782(c)(1)(B)(iv)	defined as a screening concentration greater than 500 ppmv above background as methane for all components.	§ 115.781(f)(1) § 115.781(f)(2) § 115.781(f)(3) § 115.781(f)(4) § 115.781(f)(5) § 115.781(f)(6) § 115.781(g) § 115.781(g)(1) § 115.781(g)(2) § 115.782(d)(2) § 115.789(1)(B)	§ 115.786(d) § 115.786(d)(1) § 115.786(d)(2) § 115.786(d)(2)(A) § 115.786(d)(2)(B) § 115.786(d)(2)(C) § 115.786(e) § 115.786(g)	
B72L7FU1	EU	R5780-ALL	Highly Reactive VOC	30 TAC Chapter 115, HRVOC Fugitive Emissions	§ 115.781(b)(9) § 115.780(b) [G]§ 115.781(a) § 115.781(g)(3) § 115.782(a) § 115.782(b)(1) § 115.782(b)(2) § 115.782(c)(1) § 115.782(c)(1)(A) § 115.782(c)(1)(B) [G]§ 115.782(c)(1)(B)(i) § 115.782(c)(1)(B)(ii) [G]§ 115.782(c)(1)(B)(iii) § 115.782(c)(1)(B)(iv) § 115.782(c)(1)(C)(i) § 115.782(c)(1)(C)(i)(I) § 115.782(c)(1)(C)(i)(II) § 115.782(c)(1)(C)(i)(Compressor seals within a petroleum refinery; synthetic organic chemical, polymer, resin, or methyl-tert-butyl ether manufacturing process; or natural gas/gasoline processing operation in which a highly-reactive volatile organic compound is a raw material, intermediate, final product, or in a waste stream is subject to the requirements of this division. A leak is defined as a screening concentration greater than 500 ppmv above background as methane for all components.	§ 115.354(1) § 115.354(10) § 115.354(2) § 115.354(5) § 115.354(6) § 115.354(9) § 115.781(b) § 115.781(b)(10) § 115.781(b)(4) § 115.781(b)(7) § 115.781(b)(7)(A) § 115.781(b)(7)(B) § 115.781(c)(1) § 115.781(c)(2) § 115.781(g) § 115.781(g)(1) § 115.781(g)(2) § 115.782(d)(2)	§ 115.354(10) § 115.356 [G]§ 115.356(1) [G]§ 115.356(2) § 115.356(3) § 115.356(3)(A) § 115.356(3)(B) § 115.356(5) § 115.781(b)(10) § 115.781(g) § 115.781(g)(1) § 115.781(g)(2) § 115.781(g)(3) [G]§ 115.782(c)(1)(B)(i) [G]§ 115.786(c) § 115.786(d) § 115.786(d)(1) § 115.786(d)(2) § 115.786(d)(2)(A) § 115.786(d)(2)(B) § 115.786(d)(2)(C) § 115.786(e) § 115.786(g)	[G]§ 115.782(c)(1)(B)(i) § 115.783(3)(C) [G]§ 115.786(c)

Applicable Requirements Summary

Unit Group Process ID No.	Unit Group Process Type	SOP Index No.	Pollutant	State Rule or Federal Regulation Name	Emission Limitation, Standard or Equipment Specification Citation	Textual Description (See Special Term and Condition 1.B.)	Monitoring And Testing Requirements	Recordkeeping Requirements (30 TAC § 122.144)	Reporting Requirements (30 TAC § 122.145)
					III) § 115.782(c)(1)(C)(ii) § 115.783(3) [G]§ 115.783(3)(A) [G]§ 115.783(3)(B) § 115.787(b)				
B72L7FU1	EU	R5780-ALL	Highly Reactive VOC	30 TAC Chapter 115, HRVOC Fugitive Emissions	§ 115.781(b)(9) § 115.780(b) [G]§ 115.781(a) § 115.781(g)(3) § 115.782(a) § 115.782(b)(1) § 115.782(b)(2) § 115.782(c)(1) § 115.782(c)(1)(A) § 115.782(c)(1)(B) [G]§ 115.782(c)(1)(B)(i) § 115.782(c)(1)(B)(ii) [G]§ 115.782(c)(1)(B)(iii) § 115.782(c)(1)(B)(iv) § 115.782(c)(1)(C)(i) § 115.782(c)(1)(C)(i)(I) § 115.782(c)(1)(C)(i)(II) § 115.782(c)(1)(C)(i)(III) § 115.782(c)(1)(C)(ii) § 115.783(3)	Pump seals within a petroleum refinery; synthetic organic chemical, polymer, resin, or methyl-tert-butyl ether manufacturing process; or natural gas/gasoline processing operation in which a highly-reactive volatile organic compound is a raw material, intermediate, final product, or in a waste stream is subject to the requirements of this division. A leak is defined as a screening concentration greater than 500 ppmv above background as methane for all components.	§ 115.354(1) § 115.354(10) § 115.354(2) § 115.354(5) § 115.354(6) § 115.354(9) § 115.781(b) § 115.781(b)(10) § 115.781(b)(4) § 115.781(b)(7) § 115.781(b)(7)(A) § 115.781(b)(7)(B) § 115.781(c)(1) § 115.781(c)(2) § 115.781(g) § 115.781(g)(1) § 115.781(g)(2) § 115.782(d)(2)	§ 115.354(10) § 115.356 [G]§ 115.356(1) [G]§ 115.356(2) § 115.356(3) § 115.356(3)(A) § 115.356(3)(B) § 115.356(5) § 115.781(b)(10) § 115.781(g) § 115.781(g)(1) § 115.781(g)(2) § 115.781(g)(3) [G]§ 115.782(c)(1)(B)(i) [G]§ 115.786(c) § 115.786(d) § 115.786(d)(1) § 115.786(d)(2) § 115.786(d)(2)(A) § 115.786(d)(2)(B) § 115.786(d)(2)(C) § 115.786(e) § 115.786(g)	[G]§ 115.782(c)(1)(B)(i) § 115.783(3)(C) [G]§ 115.786(c)

Applicable Requirements Summary

Unit Group Process ID No.	Unit Group Process Type	SOP Index No.	Pollutant	State Rule or Federal Regulation Name	Emission Limitation, Standard or Equipment Specification Citation	Textual Description (See Special Term and Condition 1.B.)	Monitoring And Testing Requirements	Recordkeeping Requirements (30 TAC § 122.144)	Reporting Requirements (30 TAC § 122.145)
					[G]§ 115.783(3)(A) [G]§ 115.783(3)(B) § 115.787(b) § 115.787(b)(1)				
B72L7FU1	EU	R5780-ALL	Highly Reactive VOC	30 TAC Chapter 115, HRVOC Fugitive Emissions	§ 115.781(b)(9) § 115.780(b) [G]§ 115.781(a) § 115.781(g)(3) § 115.782(a) § 115.782(b)(1) § 115.782(b)(2) § 115.782(c)(1) § 115.782(c)(1)(A) § 115.782(c)(1)(B) [G]§ 115.782(c)(1)(B)(i) § 115.782(c)(1)(B)(ii) [G]§ 115.782(c)(1)(B)(iii) § 115.782(c)(1)(B)(iv) § 115.782(c)(1)(C)(i) § 115.782(c)(1)(C)(i)(I) § 115.782(c)(1)(C)(i)(II) § 115.782(c)(1)(C)(i)(III) § 115.782(c)(1)(C)(ii) § 115.783(3) [G]§ 115.783(3)(A) [G]§ 115.783(3)(B) § 115.787(b)	Agitators within a petroleum refinery; synthetic organic chemical, polymer, resin, or methyl-tert-butyl ether manufacturing process; or natural gas/gasoline processing operation in which a highly-reactive volatile organic compound is a raw material, intermediate, final product, or in a waste stream is subject to the requirements of this division. A leak is defined as a screening concentration greater than 500 ppmv above background as methane for all components.	§ 115.354(1) § 115.354(10) § 115.354(5) § 115.354(6) § 115.354(9) § 115.781(b) § 115.781(b)(10) § 115.781(b)(3) § 115.781(b)(4) § 115.781(b)(7) § 115.781(b)(7)(A) § 115.781(b)(7)(B) § 115.781(c)(1) § 115.781(c)(2) § 115.781(g) § 115.781(g)(1) § 115.781(g)(2) § 115.782(d)(2)	§ 115.354(10) § 115.356 [G]§ 115.356(1) [G]§ 115.356(2) § 115.356(3) § 115.356(3)(A) § 115.356(3)(B) § 115.356(5) § 115.781(b)(10) § 115.781(g) § 115.781(g)(1) § 115.781(g)(2) § 115.781(g)(3) [G]§ 115.782(c)(1)(B)(i) [G]§ 115.786(c) § 115.786(d) § 115.786(d)(1) § 115.786(d)(2) § 115.786(d)(2)(A) § 115.786(d)(2)(B) § 115.786(d)(2)(C) § 115.786(e) § 115.786(g)	[G]§ 115.782(c)(1)(B)(i) § 115.783(3)(C) [G]§ 115.786(c)

Applicable Requirements Summary

Unit Group Process ID No.	Unit Group Process Type	SOP Index No.	Pollutant	State Rule or Federal Regulation Name	Emission Limitation, Standard or Equipment Specification Citation	Textual Description (See Special Term and Condition 1.B.)	Monitoring And Testing Requirements	Recordkeeping Requirements (30 TAC § 122.144)	Reporting Requirements (30 TAC § 122.145)
B72L7FU1	EU	R5780-ALL	Highly Reactive VOC	30 TAC Chapter 115, HRVOC Fugitive Emissions	§ 115.781(b)(9) § 115.358(c)(1) [G]§ 115.358(h) § 115.780(b) [G]§ 115.781(a) § 115.781(g)(3) § 115.782(a) § 115.782(b)(2) § 115.782(b)(3) § 115.782(c)(1) § 115.782(c)(1)(A) § 115.782(c)(1)(B) [G]§ 115.782(c)(1)(B)(i) § 115.782(c)(1)(B)(ii) [G]§ 115.782(c)(1)(B)(iii) § 115.782(c)(1)(B)(iv)	Components within the process unit or processes listed in §115.780(a) is subject to the requirements of this division. If the owner of operator elects to use the alternative work practice in §115.358 of this title, a leak is defined as specified in §115.358 of this title, including any leak detected using the alternative work practice on a component that is subject to the requirements of this division but not specifically selected for alternative work practice monitoring.	§ 115.354(1) § 115.354(11) § 115.354(13)(A) § 115.354(13)(B) § 115.354(13)(C) § 115.354(13)(D) § 115.354(13)(E) § 115.354(13)(F) § 115.354(4) § 115.354(5) § 115.354(9) § 115.358(c)(2) § 115.358(d) [G]§ 115.358(e) § 115.358(f) § 115.781(b) § 115.781(b)(4) § 115.781(b)(7) § 115.781(b)(7)(A) § 115.781(b)(7)(B) § 115.781(g) § 115.781(g)(1) § 115.781(g)(2) § 115.781(h)(1) § 115.781(h)(2) § 115.781(h)(3) § 115.781(h)(4) § 115.781(h)(5) [G]§ 115.781(h)(6) § 115.782(b)(4) § 115.782(d)(1) § 115.788(h)(1) [G]§ 115.788(h)(2) § 115.788(h)(3)	§ 115.354(13)(D) § 115.354(13)(E) § 115.356 [G]§ 115.356(1) [G]§ 115.356(2) § 115.356(3) § 115.356(3)(A) § 115.356(3)(B) [G]§ 115.356(4) § 115.356(5) § 115.781(g) § 115.781(g)(1) § 115.781(g)(2) § 115.781(g)(3) [G]§ 115.782(c)(1)(B)(i) [G]§ 115.786(c) § 115.786(d) § 115.786(d)(1) § 115.786(d)(2) § 115.786(d)(2)(A) § 115.786(d)(2)(B) § 115.786(d)(2)(C) § 115.786(e) [G]§ 115.786(f) § 115.786(g)	[G]§ 115.358(g) [G]§ 115.782(c)(1)(B)(i) [G]§ 115.786(c)
B72L7FU1	EU	R5780-ALL	Highly Reactive VOC	30 TAC Chapter 115, HRVOC Fugitive Emissions	§ 115.781(b)(9) § 115.780(b) [G]§ 115.781(a) § 115.781(g)(3) § 115.782(a)	Open-ended valves or lines within a petroleum refinery; synthetic organic chemical, polymer, resin, or methyl-tert-butyl ether	§ 115.354(1) § 115.354(10) § 115.354(2) § 115.354(5) § 115.354(6)	§ 115.354(10) § 115.356 [G]§ 115.356(1) [G]§ 115.356(2) § 115.356(3)	§ 115.782(c)(2)(A)(ii) [G]§ 115.786(c) § 115.788(c) [G]§ 115.788(d) § 115.788(e)

Applicable Requirements Summary

Unit Group Process ID No.	Unit Group Process Type	SOP Index No.	Pollutant	State Rule or Federal Regulation Name	Emission Limitation, Standard or Equipment Specification Citation	Textual Description (See Special Term and Condition 1.B.)	Monitoring And Testing Requirements	Recordkeeping Requirements (30 TAC § 122.144)	Reporting Requirements (30 TAC § 122.145)
					§ 115.782(b)(1) § 115.782(b)(2) § 115.782(c)(2) § 115.782(c)(2)(A) § 115.782(c)(2)(A)(i) § 115.782(c)(2)(A)(ii) § 115.782(c)(2)(B) § 115.783(5) § 115.787(f) § 115.787(f)(2) § 115.787(f)(3) § 115.787(f)(4) § 115.787(g) § 115.788(a) § 115.788(a)(1) § 115.788(a)(2) § 115.788(a)(2)(A) § 115.788(a)(2)(B) § 115.788(a)(2)(C) § 115.788(a)(2)(C)(i) § 115.788(a)(2)(C)(ii) § 115.788(a)(2)(C)(iii) § 115.788(a)(2)(D) § 115.788(a)(3) § 115.788(a)(3)(A) § 115.788(a)(3)(B) [G]§ 115.788(g)	manufacturing process; or natural gas/gasoline processing operation in which a highly-reactive volatile organic compound is a raw material, intermediate, final product, or in a waste stream is subject to the requirements of this division. A leak is defined as a screening concentration greater than 500 ppmv above background as methane for all components.	§ 115.354(9) § 115.781(b) § 115.781(b)(10) § 115.781(b)(3) § 115.781(b)(4) § 115.781(b)(7) § 115.781(b)(7)(A) § 115.781(b)(7)(B) § 115.781(f) § 115.781(f)(1) § 115.781(f)(2) § 115.781(f)(3) § 115.781(f)(4) § 115.781(f)(5) § 115.781(f)(6) § 115.781(g) § 115.781(g)(1) § 115.781(g)(2) § 115.781(g)(2) § 115.782(d)(2)	§ 115.356(3)(A) § 115.356(3)(B) § 115.356(5) § 115.781(b)(10) § 115.781(g) § 115.781(g)(1) § 115.781(g)(2) § 115.781(g)(3) § 115.782(c)(2)(A)(ii) [G]§ 115.786(c) § 115.786(d) § 115.786(d)(2) § 115.786(d)(2)(C) § 115.786(e) § 115.786(g) [G]§ 115.788(g)	[G]§ 115.788(g) § 115.789(1)(B)
B72L7FU1	EU	R5352-ALL	VOC	30 TAC Chapter 115, Pet. Refinery & Petrochemicals	§ 115.352(1)(B) § 115.352(1) § 115.352(2) § 115.352(2)(A) § 115.352(2)(C) § 115.352(2)(C)(i) § 115.352(2)(C)(ii)	No compressor seals contacting a fluid with TVP greater than 0.044 psia (gas/vapor or light liquid service) shall be allowed to have a VOC leak, for more than 15 days after discovery	§ 115.354(1) § 115.354(10) § 115.354(2) § 115.354(5) § 115.354(6) § 115.354(9) [G]§ 115.355	§ 115.352(7) § 115.354(10) § 115.356 [G]§ 115.356(1) [G]§ 115.356(2) § 115.356(3) § 115.356(3)(A)	None

Applicable Requirements Summary

Unit Group Process ID No.	Unit Group Process Type	SOP Index No.	Pollutant	State Rule or Federal Regulation Name	Emission Limitation, Standard or Equipment Specification Citation	Textual Description (See Special Term and Condition 1.B.)	Monitoring And Testing Requirements	Recordkeeping Requirements (30 TAC § 122.144)	Reporting Requirements (30 TAC § 122.145)
					§ 115.352(2)(C)(iii) § 115.352(3) § 115.352(5) § 115.352(7) § 115.357(12) § 115.357(8)	which exceeds a screening concentration greater than 10,000 parts per million by volume above background as methane, or the dripping or exuding of process fluid based on sight, smell, or sound.		§ 115.356(3)(B) [G]§ 115.356(3)(C) § 115.356(5)	
B72L7FU1	EU	R5352-ALL	VOC	30 TAC Chapter 115, Pet. Refinery & Petrochemicals	§ 115.357(13)	Components/systems that contact a process fluid containing VOC having a true vapor pressure equal to or less than 0.002 psia at 68 degrees Fahrenheit are exempt from the requirements of this division except §115.356(3)(C) of this title.	None	§ 115.356 § 115.356(3) [G]§ 115.356(3)(C)	None
B72L7FU1	EU	R5352-ALL	VOC	30 TAC Chapter 115, Pet. Refinery & Petrochemicals	§ 115.357(11)	Sampling connection systems, as defined in 40 CFR §63.161 (January 17, 1997), that meet the requirements of 40 CFR §63.166(a) and (b) (June 20, 1996) are exempt from the requirements of this division except §115.356(3)(C) of this title.	None	§ 115.356 § 115.356(3) [G]§ 115.356(3)(C)	None
B72L7FU1	EU	R5352-ALL	VOC	30 TAC Chapter 115, Pet. Refinery & Petrochemicals	§ 115.357(10)	Instrumentation systems, as defined in 40 CFR §63.161 (January 17, 1997), that meet 40 CFR §63.169 (June 20, 1996) are exempt from the requirements of this division except §115.356(3)(C) of this title.	None	§ 115.356 § 115.356(3) [G]§ 115.356(3)(C)	None
B72L7FU1	EU	R5352-	VOC	30 TAC Chapter	§ 115.357(5)	Reciprocating compressors	None	§ 115.356	None

Applicable Requirements Summary

Unit Group Process ID No.	Unit Group Process Type	SOP Index No.	Pollutant	State Rule or Federal Regulation Name	Emission Limitation, Standard or Equipment Specification Citation	Textual Description (See Special Term and Condition 1.B.)	Monitoring And Testing Requirements	Recordkeeping Requirements (30 TAC § 122.144)	Reporting Requirements (30 TAC § 122.145)
		ALL		115, Pet. Refinery & Petrochemicals		and positive displacement pumps used in natural gas/gasoline processing operations are exempt from the requirements of this division except §115.356(3)(C) of this title.		§ 115.356(3) [G]§ 115.356(3)(C)	
B72L7FU1	EU	R5352-ALL	VOC	30 TAC Chapter 115, Pet. Refinery & Petrochemicals	§ 115.352(1)(B) § 115.352(1) § 115.352(2) § 115.352(2)(A) § 115.352(2)(C) § 115.352(2)(C)(i) § 115.352(2)(C)(ii) § 115.352(2)(C)(iii) § 115.352(3) § 115.352(5) § 115.352(7) § 115.357(3) § 115.357(8)	No compressor seals in hydrogen service with a hydrogen content that can be demonstrated to always exceed 50.0% by volume shall be allowed to have a VOC leak, for more than 15 days after discovery which exceeds a screening concentration greater than 10,000 parts per million by volume above background as methane, or the dripping or exuding of process fluid based on sight, smell, or sound.	[G]§ 115.355	§ 115.352(7) § 115.356 [G]§ 115.356(1) [G]§ 115.356(2) § 115.356(3) [G]§ 115.356(3)(C) § 115.356(5)	None
B72L7FU1	EU	R5352-ALL	VOC	30 TAC Chapter 115, Pet. Refinery & Petrochemicals	§ 115.357(2) § 115.352(9)	Conservation vents or other devices on atmospheric storage tanks that are actuated either by a vacuum or a pressure of no more than 2.5 psig, pressure relief valves (PRVs) equipped with a rupture disk or venting to a control device, components in continuous vacuum service, and valves that are not externally regulated (i.e. in-line check valves) are exempt from the	None	§ 115.356 § 115.356(3) [G]§ 115.356(3)(C)	None

Applicable Requirements Summary

Unit Group Process ID No.	Unit Group Process Type	SOP Index No.	Pollutant	State Rule or Federal Regulation Name	Emission Limitation, Standard or Equipment Specification Citation	Textual Description (See Special Term and Condition 1.B.)	Monitoring And Testing Requirements	Recordkeeping Requirements (30 TAC § 122.144)	Reporting Requirements (30 TAC § 122.145)
						requirements of this division, except that each PRV equipped with a rupture disk must comply with §115.352(9) and §115.356(3)(C).			
B72L7FU1	EU	R5352-ALL	VOC	30 TAC Chapter 115, Pet. Refinery & Petrochemicals	§ 115.352(1)(A) § 115.352(1) § 115.352(2) § 115.352(2)(A) § 115.352(2)(B) § 115.352(3) § 115.352(4) § 115.352(5) § 115.352(6) § 115.352(7) § 115.357(1) § 115.357(8) § 115.357(9)	No valves contacting a fluid with TVP less than or equal to 0.044 psia (heavy liquid service) shall be allowed to have a VOC leak, for more than 15 days after discovery, which exceeds a screening concentration greater than 500 parts per million by volume above background as methane, or the dripping or exuding of process fluid based on sight, smell, or sound.	§ 115.354(1) § 115.354(2) § 115.354(5) § 115.354(6) [G]§ 115.354(7) § 115.354(9) [G]§ 115.355 § 115.357(1)	§ 115.352(7) § 115.356 [G]§ 115.356(1) [G]§ 115.356(2) § 115.356(3) § 115.356(3)(A) § 115.356(3)(B) [G]§ 115.356(3)(C) § 115.356(5)	[G]§ 115.354(7)
B72L7FU1	EU	R5352-ALL	VOC	30 TAC Chapter 115, Pet. Refinery & Petrochemicals	§ 115.352(1)(C) § 115.352(1) § 115.352(2) § 115.352(2)(A) § 115.352(2)(B) § 115.352(2)(C) § 115.352(2)(C)(i) § 115.352(2)(C)(ii) § 115.352(2)(C)(iii) § 115.352(3) § 115.352(5) § 115.352(7) § 115.357(8) § 115.358(c)(1) [G]§ 115.358(h)	If the owner or operator elects to use the alternative work practice in §115.358, no component shall be allowed to have a VOC leak, detected as defined in §115.358, for more than 15 days after discovery. This includes any leak detected using the alternative work practice on a component that is subject to the requirements of this division but not specifically selected for alternative work practice monitoring.	§ 115.354(1) § 115.354(11) § 115.354(13)(A) § 115.354(13)(B) § 115.354(13)(C) § 115.354(13)(D) § 115.354(13)(E) § 115.354(13)(F) § 115.354(4) § 115.354(5) § 115.354(9) [G]§ 115.355 § 115.358(c)(2) § 115.358(d) [G]§ 115.358(e) § 115.358(f)	§ 115.352(7) § 115.354(13)(D) § 115.354(13)(E) § 115.356 [G]§ 115.356(1) [G]§ 115.356(2) § 115.356(3) § 115.356(3)(A) § 115.356(3)(B) [G]§ 115.356(3)(C) [G]§ 115.356(4) § 115.356(5)	[G]§ 115.358(g)
B72L7FU1	EU	R5352-ALL	VOC	30 TAC Chapter 115, Pet. Refinery	§ 115.352(1)(B) § 115.352(1)	No pump seals contacting a fluid with TVP greater than	§ 115.354(1) § 115.354(10)	§ 115.352(7) § 115.354(10)	None

Applicable Requirements Summary

Unit Group Process ID No.	Unit Group Processes Type	SOP Index No.	Pollutant	State Rule or Federal Regulation Name	Emission Limitation, Standard or Equipment Specification Citation	Textual Description (See Special Term and Condition 1.B.)	Monitoring And Testing Requirements	Recordkeeping Requirements (30 TAC § 122.144)	Reporting Requirements (30 TAC § 122.145)
				& Petrochemicals	§ 115.352(2) § 115.352(2)(A) § 115.352(2)(C) § 115.352(2)(C)(i) § 115.352(2)(C)(ii) § 115.352(2)(C)(iii) § 115.352(3) § 115.352(5) § 115.352(7) § 115.357(12) § 115.357(8)	0.044 psia (gas/vapor or light liquid service) shall be allowed to have a VOC leak, for more than 15 days after discovery which exceeds a screening concentration greater than 10,000 parts per million by volume above background as methane, or the dripping or exuding of process fluid based on sight, smell, or sound.	§ 115.354(2) § 115.354(5) § 115.354(6) § 115.354(9) [G]§ 115.355	§ 115.356 [G]§ 115.356(1) [G]§ 115.356(2) § 115.356(3) § 115.356(3)(A) § 115.356(3)(B) [G]§ 115.356(3)(C) § 115.356(5)	
B72L7FU1	EU	R5352-ALL	VOC	30 TAC Chapter 115, Pet. Refinery & Petrochemicals	§ 115.352(1)(B) § 115.352(1) § 115.352(2) § 115.352(2)(A) § 115.352(2)(C) § 115.352(2)(C)(i) § 115.352(2)(C)(ii) § 115.352(2)(C)(iii) § 115.352(3) § 115.352(5) § 115.352(7) § 115.357(1) § 115.357(8)	No pump seals contacting a fluid with TVP less than or equal to 0.044 psia (heavy liquid service) shall be allowed to have a VOC leak, for more than 15 days after discovery which exceeds a screening concentration greater than 10,000 parts per million by volume above background as methane, or the dripping or exuding of process fluid based on sight, smell, or sound.	§ 115.354(1) § 115.354(2) § 115.354(5) § 115.354(6) § 115.354(9) [G]§ 115.355 § 115.357(1)	§ 115.352(7) § 115.356 [G]§ 115.356(1) [G]§ 115.356(2) § 115.356(3) [G]§ 115.356(3)(C) § 115.356(5)	None
B72L7FU1	EU	R5352-ALL	VOC	30 TAC Chapter 115, Pet. Refinery & Petrochemicals	§ 115.352(1)(B) § 115.352(1) § 115.352(2) § 115.352(2)(A) § 115.352(2)(C) § 115.352(2)(C)(i) § 115.352(2)(C)(ii) § 115.352(2)(C)(iii) § 115.352(3) § 115.352(5)	No pump seals that are equipped with a shaft sealing system that prevents or detects emissions of VOCs from the seal shall be allowed to have a VOC leak, for more than 15 days after discovery which exceeds a screening concentration greater than	[G]§ 115.355	§ 115.352(7) § 115.356 [G]§ 115.356(1) [G]§ 115.356(2) § 115.356(3) [G]§ 115.356(3)(C) § 115.356(5)	None

Applicable Requirements Summary

Unit Group Process ID No.	Unit Group Processes Type	SOP Index No.	Pollutant	State Rule or Federal Regulation Name	Emission Limitation, Standard or Equipment Specification Citation	Textual Description (See Special Term and Condition 1.B.)	Monitoring And Testing Requirements	Recordkeeping Requirements (30 TAC § 122.144)	Reporting Requirements (30 TAC § 122.145)
					§ 115.352(7) § 115.357(4) § 115.357(8)	10,000 parts per million by volume above background as methane, or the dripping or exuding of process fluid based on sight, smell, or sound.			
B72L7FU1	EU	R5352-ALL	VOC	30 TAC Chapter 115, Pet. Refinery & Petrochemicals	§ 115.357(6)	Components at a petroleum refinery or synthetic organic chemical, polymer, resin, or methyl-tert-butyl ether manufacturing process, that contact a process fluid that contains less than 10% VOC by weight are exempt from the requirements of this division except §115.356(3)(C) of this title.	None	§ 115.356 § 115.356(3) [G]§ 115.356(3)(C)	None
B72L7FU1	EU	R5352-ALL	VOC	30 TAC Chapter 115, Pet. Refinery & Petrochemicals	§ 115.352(1)(B) § 115.352(1) § 115.352(2) § 115.352(2)(A) § 115.352(2)(C) § 115.352(2)(C)(i) § 115.352(2)(C)(ii) § 115.352(2)(C)(iii) § 115.352(3) § 115.352(5) § 115.352(7) § 115.357(1) § 115.357(8)	No compressor seals contacting a fluid with TVP less than or equal to 0.044 psia (heavy liquid service) shall be allowed to have a VOC leak, for more than 15 days after discovery which exceeds a screening concentration greater than 10,000 parts per million by volume above background as methane, or the dripping or exuding of process fluid based on sight, smell, or sound.	§ 115.354(1) § 115.354(2) § 115.354(5) § 115.354(6) § 115.354(9) [G]§ 115.355 § 115.357(1)	§ 115.352(7) § 115.356 [G]§ 115.356(1) [G]§ 115.356(2) § 115.356(3) § 115.356(3)(A) § 115.356(3)(B) [G]§ 115.356(3)(C) § 115.356(5)	None
B72L7FU1	EU	R5352-ALL	VOC	30 TAC Chapter 115, Pet. Refinery & Petrochemicals	§ 115.352(1)(A) § 115.352(1) § 115.352(2) § 115.352(2)(A) § 115.352(3) § 115.352(7)	No process drains contacting a fluid with TVP less than or equal to 0.044 psia (heavy liquid service) shall be allowed to have a VOC leak, for more than 15	§ 115.354(1) § 115.354(5) § 115.354(6) § 115.354(9) [G]§ 115.355 § 115.357(1)	§ 115.352(7) § 115.356 [G]§ 115.356(1) [G]§ 115.356(2) § 115.356(3) § 115.356(3)(A)	None

Applicable Requirements Summary

Unit Group Process ID No.	Unit Group Process Type	SOP Index No.	Pollutant	State Rule or Federal Regulation Name	Emission Limitation, Standard or Equipment Specification Citation	Textual Description (See Special Term and Condition 1.B.)	Monitoring And Testing Requirements	Recordkeeping Requirements (30 TAC § 122.144)	Reporting Requirements (30 TAC § 122.145)
					§ 115.357(1)	days after discovery, which exceeds a screening concentration greater than 500 parts per million by volume above background as methane, or the dripping or exuding of process fluid based on sight, smell, or sound.		§ 115.356(3)(B) [G]§ 115.356(3)(C) § 115.356(5)	
B72L7FU1	EU	R5352-ALL	VOC	30 TAC Chapter 115, Pet. Refinery & Petrochemicals	§ 115.352(1)(A) § 115.352(1) § 115.352(2) § 115.352(2)(A) § 115.352(3) § 115.352(7)	No process drains contacting a fluid with TVP greater than 0.044 psia (gas/vapor or light liquid service) shall be allowed to have a VOC leak, for more than 15 days after discovery, which exceeds a screening concentration greater than 500 parts per million by volume above background as methane, or the dripping or exuding of process fluid based on sight, smell, or sound.	§ 115.354(1) § 115.354(10) § 115.354(5) § 115.354(6) § 115.354(9) [G]§ 115.355	§ 115.352(7) § 115.354(10) § 115.356 [G]§ 115.356(1) [G]§ 115.356(2) § 115.356(3) § 115.356(3)(A) § 115.356(3)(B) § 115.356(5)	None
B72L7FU1	EU	R5352-ALL	VOC	30 TAC Chapter 115, Pet. Refinery & Petrochemicals	§ 115.352(1)(A) § 115.352(1) § 115.352(2) § 115.352(2)(A) § 115.352(2)(B) § 115.352(3) § 115.352(5) § 115.352(7) § 115.352(9) § 115.357(1) § 115.357(8) § 115.357(9)	No pressure relief valves contacting a fluid with TVP less than or equal to 0.044 psia (heavy liquid service) shall be allowed to have a VOC leak, for more than 15 days after discovery, which exceeds a screening concentration greater than 500 parts per million by volume above background as methane, or the dripping or exuding of process fluid based on sight, smell, or	§ 115.354(1) § 115.354(2) § 115.354(4) § 115.354(5) § 115.354(6) [G]§ 115.354(7) § 115.354(9) [G]§ 115.355 § 115.357(1)	§ 115.352(7) § 115.356 [G]§ 115.356(1) [G]§ 115.356(2) § 115.356(3) § 115.356(3)(A) § 115.356(3)(B) [G]§ 115.356(3)(C) § 115.356(5)	[G]§ 115.354(7)

Applicable Requirements Summary

Unit Group Process ID No.	Unit Group Processes Type	SOP Index No.	Pollutant	State Rule or Federal Regulation Name	Emission Limitation, Standard or Equipment Specification Citation	Textual Description (See Special Term and Condition 1.B.)	Monitoring And Testing Requirements	Recordkeeping Requirements (30 TAC § 122.144)	Reporting Requirements (30 TAC § 122.145)
						sound.			
B72L7FU1	EU	R5352-ALL	VOC	30 TAC Chapter 115, Pet. Refinery & Petrochemicals	§ 115.352(1)(A) § 115.352(1) § 115.352(2) § 115.352(2)(A) § 115.352(2)(B) § 115.352(3) § 115.352(5) § 115.352(7) § 115.352(9) § 115.357(12) § 115.357(8) § 115.357(9)	No pressure relief valves contacting a fluid with TVP greater than 0.044 psia (gas/vapor or light liquid service) shall be allowed to have a VOC leak, for more than 15 days after discovery, which exceeds a screening concentration greater than 500 parts per million by volume above background as methane, or the dripping or exuding of process fluid based on sight, smell, or sound.	§ 115.354(1) § 115.354(10) § 115.354(2) § 115.354(4) § 115.354(5) § 115.354(6) [G]§ 115.354(7) § 115.354(9) [G]§ 115.355	§ 115.352(7) § 115.354(10) § 115.356 [G]§ 115.356(1) [G]§ 115.356(2) § 115.356(3) § 115.356(3)(A) § 115.356(3)(B) [G]§ 115.356(3)(C) § 115.356(5)	[G]§ 115.354(7)
B72L7FU1	EU	R5352-ALL	VOC	30 TAC Chapter 115, Pet. Refinery & Petrochemicals	§ 115.352(1)(A) § 115.352(1) § 115.352(2) § 115.352(2)(A) § 115.352(2)(B) § 115.352(3) § 115.352(4) § 115.352(5) § 115.352(6) § 115.352(7) § 115.357(1) § 115.357(8) § 115.357(9)	No open-ended valves or lines contacting a fluid with TVP less than or equal to 0.044 psia (heavy liquid service) shall be allowed to have a VOC leak, for more than 15 days after discovery, which exceeds a screening concentration greater than 500 parts per million by volume above background as methane, or the dripping or exuding of process fluid based on sight, smell, or sound.	§ 115.354(1) § 115.354(2) § 115.354(5) § 115.354(6) [G]§ 115.354(7) § 115.354(9) [G]§ 115.355 § 115.357(1)	§ 115.352(7) § 115.356 [G]§ 115.356(1) [G]§ 115.356(2) § 115.356(3) § 115.356(3)(A) § 115.356(3)(B) [G]§ 115.356(3)(C) § 115.356(5)	[G]§ 115.354(7)
B72L7FU1	EU	R5352-ALL	VOC	30 TAC Chapter 115, Pet. Refinery & Petrochemicals	§ 115.352(1)(A) § 115.352(1) § 115.352(2) § 115.352(2)(A) § 115.352(2)(B) § 115.352(3) § 115.352(4)	No open-ended valves or lines contacting a fluid with TVP greater than 0.044 psia (gas/vapor or light liquid service) shall be allowed to have a VOC leak, for more than 15 days after	§ 115.354(1) § 115.354(10) § 115.354(2) § 115.354(5) § 115.354(6) [G]§ 115.354(7) § 115.354(9)	§ 115.352(7) § 115.354(10) § 115.356 [G]§ 115.356(1) [G]§ 115.356(2) § 115.356(3) § 115.356(3)(A)	[G]§ 115.354(7)

Applicable Requirements Summary

Unit Group Process ID No.	Unit Group Process Type	SOP Index No.	Pollutant	State Rule or Federal Regulation Name	Emission Limitation, Standard or Equipment Specification Citation	Textual Description (See Special Term and Condition 1.B.)	Monitoring And Testing Requirements	Recordkeeping Requirements (30 TAC § 122.144)	Reporting Requirements (30 TAC § 122.145)
					§ 115.352(5) § 115.352(6) § 115.352(7) § 115.357(12) § 115.357(8) § 115.357(9)	discovery, which exceeds a screening concentration greater than 500 parts per million by volume above background as methane, or the dripping or exuding of process fluid based on sight, smell, or sound.	[G]§ 115.355	§ 115.356(3)(B) [G]§ 115.356(3)(C) § 115.356(5)	
B72L7FU1	EU	R5352-ALL	VOC	30 TAC Chapter 115, Pet. Refinery & Petrochemicals	§ 115.352(1)(A) § 115.352(1) § 115.352(2) § 115.352(2)(A) § 115.352(2)(B) § 115.352(3) § 115.352(4) § 115.352(5) § 115.352(6) § 115.352(7) § 115.357(12) § 115.357(8) § 115.357(9)	No valves contacting a fluid with TVP greater than 0.044 psia (gas/vapor or light liquid service) shall be allowed to have a VOC leak, for more than 15 days after discovery, which exceeds a screening concentration greater than 500 parts per million by volume above background as methane, or the dripping or exuding of process fluid based on sight, smell, or sound.	§ 115.354(1) § 115.354(10) § 115.354(2) § 115.354(5) § 115.354(6) [G]§ 115.354(7) § 115.354(9) [G]§ 115.355	§ 115.352(7) § 115.354(10) § 115.356 [G]§ 115.356(1) [G]§ 115.356(2) § 115.356(3) § 115.356(3)(A) § 115.356(3)(B) [G]§ 115.356(3)(C) § 115.356(5)	[G]§ 115.354(7)
B72L7FU1	EU	R5352-ALL	VOC	30 TAC Chapter 115, Pet. Refinery & Petrochemicals	§ 115.352(1)(A) § 115.352(1) § 115.352(2) § 115.352(2)(A) § 115.352(3) § 115.352(5) § 115.352(7) § 115.352(8) § 115.357(1) § 115.357(12) § 115.357(8)	No flanges or other connectors contacting a fluid with TVP less than or equal to 0.044 psia (heavy liquid service) shall be allowed to have a VOC leak, for more than 15 days after discovery which exceeds a screening concentration greater than 500 parts per million by volume above background as methane, or the dripping or exuding of process fluid based on sight, smell, or	§ 115.354(1) § 115.354(11) § 115.354(3) § 115.354(5) § 115.354(6) § 115.354(9) [G]§ 115.355 § 115.357(1)	§ 115.352(7) § 115.356 [G]§ 115.356(1) [G]§ 115.356(2) § 115.356(3) § 115.356(3)(A) § 115.356(3)(B) [G]§ 115.356(3)(C) § 115.356(5)	None

Applicable Requirements Summary

Unit Group Process ID No.	Unit Group Process Type	SOP Index No.	Pollutant	State Rule or Federal Regulation Name	Emission Limitation, Standard or Equipment Specification Citation	Textual Description (See Special Term and Condition 1.B.)	Monitoring And Testing Requirements	Recordkeeping Requirements (30 TAC § 122.144)	Reporting Requirements (30 TAC § 122.145)
						sound.			
B72L7FU1	EU	R5352-ALL	VOC	30 TAC Chapter 115, Pet. Refinery & Petrochemicals	§ 115.352(1)(A) § 115.352(1) § 115.352(2) § 115.352(2)(A) § 115.352(3) § 115.352(5) § 115.352(7) § 115.352(8) § 115.357(12) § 115.357(8)	No flanges or other connectors contacting a fluid with TVP greater than 0.044 psia (gas/vapor or light liquid service) shall be allowed to have a VOC leak, for more than 15 days after discovery which exceeds a screening concentration greater than 500 parts per million by volume above background as methane, or the dripping or exuding of process fluid based on sight, smell, or sound.	§ 115.354(1) § 115.354(10) § 115.354(11) § 115.354(3) § 115.354(5) § 115.354(6) § 115.354(9) [G]§ 115.355	§ 115.352(7) § 115.354(10) § 115.356 [G]§ 115.356(1) [G]§ 115.356(2) § 115.356(3) § 115.356(3)(A) § 115.356(3)(B) [G]§ 115.356(3)(C) § 115.356(5)	None
B72L7FU1	EU	R5352-ALL	VOC	30 TAC Chapter 115, Pet. Refinery & Petrochemicals	§ 115.352(1)(A) § 115.352(1) § 115.352(2) § 115.352(2)(A) § 115.352(2)(C) § 115.352(2)(C)(i) § 115.352(2)(C)(ii) § 115.352(2)(C)(iii) § 115.352(3) § 115.352(7) § 115.357(1) § 115.357(8)	No agitators contacting a fluid with TVP less than or equal to 0.044 psia (heavy liquid service) shall be allowed to have a VOC leak, for more than 15 days after discovery which exceeds a screening concentration greater than 500 parts per million by volume above background as methane, or the dripping or exuding of process fluid based on sight, smell, or sound.	[G]§ 115.355 § 115.357(1)	§ 115.352(7) § 115.356 [G]§ 115.356(1) [G]§ 115.356(2) § 115.356(3) § 115.356(3)(A) § 115.356(3)(B) [G]§ 115.356(3)(C) § 115.356(5)	None
B72L7FU1	EU	R5352-ALL	VOC	30 TAC Chapter 115, Pet. Refinery & Petrochemicals	§ 115.352(1)(A) § 115.352(1) § 115.352(2) § 115.352(2)(A) § 115.352(2)(C) § 115.352(2)(C)(i)	No agitators contacting a fluid with TVP greater than 0.044 psia (gas/vapor or light liquid service) shall be allowed to have a VOC leak, for more than 15 days	[G]§ 115.355	§ 115.352(7) § 115.356 [G]§ 115.356(1) [G]§ 115.356(2) § 115.356(3) § 115.356(3)(A)	None

Applicable Requirements Summary

Unit Group Process ID No.	Unit Group Processes Type	SOP Index No.	Pollutant	State Rule or Federal Regulation Name	Emission Limitation, Standard or Equipment Specification Citation	Textual Description (See Special Term and Condition 1.B.)	Monitoring And Testing Requirements	Recordkeeping Requirements (30 TAC § 122.144)	Reporting Requirements (30 TAC § 122.145)
					§ 115.352(2)(C)(ii) § 115.352(2)(C)(iii) § 115.352(3) § 115.352(7) § 115.357(8)	after discovery which exceeds a screening concentration greater than 500 parts per million by volume above background as methane, or the dripping or exuding of process fluid based on sight, smell, or sound.		§ 115.356(3)(B) [G]§ 115.356(3)(C) § 115.356(5)	
B72L7FU1	EU	R5352-ALL	VOC	30 TAC Chapter 115, Pet. Refinery & Petrochemicals	§ 115.352(1)(B) § 115.352(1) § 115.352(2) § 115.352(2)(A) § 115.352(2)(C) § 115.352(2)(C)(i) § 115.352(2)(C)(ii) § 115.352(2)(C)(iii) § 115.352(3) § 115.352(5) § 115.352(7) § 115.357(4) § 115.357(8)	No compressor seals that are equipped with a shaft sealing system that prevents or detects emissions of VOCs from the seal shall be allowed to have a VOC leak, for more than 15 days after discovery which exceeds a screening concentration greater than 10,000 parts per million by volume above background as methane, or the dripping or exuding of process fluid based on sight, smell, or sound.	[G]§ 115.355	§ 115.352(7) § 115.356 [G]§ 115.356(1) [G]§ 115.356(2) § 115.356(3) [G]§ 115.356(3)(C) § 115.356(5)	None
B72L7FU1	EU	63YY-01	112(B) HAPS	40 CFR Part 63, Subpart YY	§ 63.1103 The permit holder shall comply with the applicable limitation, standard and/or equipment specification requirements of 40 CFR Part 63, Subpart YY	The permit holder shall comply with the applicable requirements of 40 CFR Part 63, Subpart YY	The permit holder shall comply with the applicable monitoring and testing requirements of 40 CFR Part 63, Subpart YY	The permit holder shall comply with the applicable recordkeeping requirements of 40 CFR Part 63, Subpart YY	The permit holder shall comply with the applicable reporting requirements of 40 CFR Part 63, Subpart YY
B72L7GE01	EU	R7ICI-01	Exempt	30 TAC Chapter 117, Subchapter B	§ 117.303(a)(6)(D) [G]§ 117.310(f)	Units exempted from the provisions of this division, except as specified in	§ 117.8140(a) § 117.8140(a)(3)	§ 117.340(j) § 117.345(f) [G]§ 117.345(f)(10)	None

Applicable Requirements Summary

Unit Group Process ID No.	Unit Group Processes Type	SOP Index No.	Pollutant	State Rule or Federal Regulation Name	Emission Limitation, Standard or Equipment Specification Citation	Textual Description (See Special Term and Condition 1.B.)	Monitoring And Testing Requirements	Recordkeeping Requirements (30 TAC § 122.144)	Reporting Requirements (30 TAC § 122.145)
						§§117.310(f), 117.340(j), 117.345(f)(6) and (10), 117.350(c)(1), and 117.354(a)(5), include stationary gas turbines and stationary internal combustion engines that are used exclusively in emergency situations, except that operation for testing or maintenance purposes is allowed for up to 52 hours per year, based on a rolling 12-month average.		[G]§ 117.345(f)(6)	
B72L7GE01	EU	63ZZZZ-01	112(B) HAPS	40 CFR Part 63, Subpart ZZZZ	§ 63.6602-Table 2c.1 § 63.6595(a)(1) § 63.6605(a) § 63.6605(b) § 63.6625(e) § 63.6625(f) § 63.6625(h) § 63.6625(i) § 63.6640(f)(1) § 63.6640(f)(2) § 63.6640(f)(2)(i) § 63.6640(f)(3)	For each existing emergency stationary CI RICE and black start stationary CI RICE, located at a major source, you must comply with the requirements as specified in Table 2c.1.a-c.	§ 63.6625(i) § 63.6640(a) § 63.6640(a)-Table 6.9.a.i § 63.6640(a)-Table 6.9.a.ii	§ 63.6625(i) § 63.6655(e) § 63.6655(f) § 63.6660(a) § 63.6660(b) § 63.6660(c)	§ 63.6640(e) § 63.6650(f)
B72L7GE02	EU	R7ICI-01	Exempt	30 TAC Chapter 117, Subchapter B	[G]§ 117.303(a)(11) [G]§ 117.310(f)	Units exempted from the provisions of this division except as specified in §§117.310(f), 117.340(j), 117.345(f)(6) and (10), 117.350(c)(1) and 117.354(a)(5) include new, modified, reconstructed, or relocated stationary diesel engine placed into service	None	§ 117.340(j) § 117.345(f) [G]§ 117.345(f)(10) [G]§ 117.345(f)(6)	None

Applicable Requirements Summary

Unit Group Process ID No.	Unit Group Processes Type	SOP Index No.	Pollutant	State Rule or Federal Regulation Name	Emission Limitation, Standard or Equipment Specification Citation	Textual Description (See Special Term and Condition 1.B.)	Monitoring And Testing Requirements	Recordkeeping Requirements (30 TAC § 122.144)	Reporting Requirements (30 TAC § 122.145)
						on or after October 1, 2001, that operates less than 100 hours per year, based on a rolling 12-month average, in other than emergency situations; and meets the requirements for non-road engines as specified. §117.303(a)(11)(A)-(B)			
B72L7GE02	EU	60III-01	CO	40 CFR Part 60, Subpart III	§ 60.4205(b) § 1039-Appendix I § 60.4202(a)(2) § 60.4206 § 60.4207(b) [G]§ 60.4211(a) § 60.4211(c) [G]§ 60.4211(f)	Owners and operators of emergency stationary CI ICE, that are not fire pump engines, with a maximum engine power greater than or equal to 37 KW and less than 130 KW and a displacement of less than 10 liters per cylinder and is a 2007 model year and later must comply with a CO emission limit of 5.0 g/KW-hr, as stated in 40 CFR 60.4202(a)(2) and 40 CFR 1039-Appendix I.	None	None	None
B72L7GE02	EU	60III-01	NMHC and NO _x	40 CFR Part 60, Subpart III	§ 60.4205(b) § 1039-Appendix I § 60.4202(a)(2) § 60.4206 § 60.4207(b) [G]§ 60.4211(a) § 60.4211(c) [G]§ 60.4211(f)	Owners and operators of emergency stationary CI ICE, that are not fire pump engines, with a maximum engine power greater than or equal to 37 KW and less than 75 KW and a displacement of less than 10 liters per cylinder and is a 2008 model year and later, must comply with an NMHC+NO _x emission limit of 4.7 g/KW-hr, as stated in 40 CFR 60.4202(a)(2) and	None	None	None

Applicable Requirements Summary

Unit Group Process ID No.	Unit Group Process Type	SOP Index No.	Pollutant	State Rule or Federal Regulation Name	Emission Limitation, Standard or Equipment Specification Citation	Textual Description (See Special Term and Condition 1.B.)	Monitoring And Testing Requirements	Recordkeeping Requirements (30 TAC § 122.144)	Reporting Requirements (30 TAC § 122.145)
						40 CFR 1039-Appendix I.			
B72L7GE02	EU	60IIII-01	PM	40 CFR Part 60, Subpart IIII	§ 60.4205(b) § 1039-Appendix I § 60.4202(a)(2) § 60.4206 § 60.4207(b) [G]§ 60.4211(a) § 60.4211(c) [G]§ 60.4211(f)	Owners and operators of emergency stationary CI ICE, that are not fire pump engines, with a maximum engine power greater than or equal to 37 KW and less than 75 KW and a displacement of less than 10 liters per cylinder and is a 2007 model year and later must comply with a PM emission limit of 0.40 g/KW-hr, as stated in 40 CFR 60.4202(a)(2) and 40 CFR 1039-Appendix I.	None	None	None
B72L7GE02	EU	60IIII-01	PM (Opacity)	40 CFR Part 60, Subpart IIII	§ 60.4205(b) § 1039.105(b)(1) § 1039.105(b)(2) § 1039.105(b)(3) § 60.4202(a)(2) § 60.4206 § 60.4207(b) [G]§ 60.4211(a) § 60.4211(c) [G]§ 60.4211(f)	Emergency stationary CI ICE, that are not fire pump engines, with displacement < 10 lpc and not constant-speed engines, with max engine power < 2237 KW and a 2007 model year and later or max engine power > 2237 KW and a 2011 model year and later, must comply with following opacity emission limits: 20% during acceleration, 15% during lugging, 50% during peaks in either acceleration or lugging modes as stated in §60.4202(a)(1)-(2), (b)(2), and 40 CFR 1039.105(b)(1)-(3).	None	None	None
B72L7GE02	EU	63ZZZZ-01	112(B) HAPS	40 CFR Part 63, Subpart ZZZZ	§ 63.6590(c)	Stationary RICE subject to Regulations under 40 CFR Part 60. An affected source	None	None	None

Applicable Requirements Summary

Unit Group Process ID No.	Unit Group Processes Type	SOP Index No.	Pollutant	State Rule or Federal Regulation Name	Emission Limitation, Standard or Equipment Specification Citation	Textual Description (See Special Term and Condition 1.B.)	Monitoring And Testing Requirements	Recordkeeping Requirements (30 TAC § 122.144)	Reporting Requirements (30 TAC § 122.145)
						that meets any of the criteria in paragraphs (c)(1) through (7) of this section must meet the requirements of this part by meeting the requirements of 40 CFR part 60 subpart IIII, for compression ignition engines or 40 CFR part 60 subpart JJJJ, for spark ignition engines as applicable. No further requirements apply for such engines under this part.			
B72L7LR1	EU	R5211-01	VOC	30 TAC Chapter 115, Loading and Unloading of VOC	§ 115.213(b) § 115.212(a)(3)(B) § 115.212(a)(3)(E) § 115.213(b)(1) § 115.213(b)(4) [G]§ 115.213(b)(6) § 115.214(a)(1)(B) § 115.214(a)(1)(D) § 115.214(a)(1)(D)(ii)	As an alternative to §115.212(a)(1), loading operations may elect to achieve a 90% overall control of emissions at the account when loading VOC with true vapor pressure greater than 0.5 psia, but less than 11.0 psia, provided that the conditions specified in §115.213(b)(1)-(6) are met.	§ 115.212(a)(3)(B) § 115.213(b) § 115.213(b)(1) § 115.214(a)(1)(A) § 115.214(a)(1)(A)(i) § 115.215 § 115.215(1) § 115.215(10) [G]§ 115.215(2) § 115.215(4) § 115.215(9)	§ 115.213(b)(1) § 115.216 § 115.216(2) § 115.216(3)(A) § 115.216(3)(A)(i) § 115.216(3)(A)(ii) § 115.216(3)(A)(iii) § 115.216(3)(B)	§ 115.213(b)(1) § 115.213(b)(2) § 115.213(b)(3) § 115.213(b)(4)
B72L7LR1	EU	R5211-02	VOC	30 TAC Chapter 115, Loading and Unloading of VOC	§ 115.217(a)(1) § 115.212(a)(2) § 115.214(a)(1)(B) § 115.214(a)(1)(D) § 115.214(a)(1)(D)(i)	Vapor pressure (at land-based operations). All land-based loading and unloading of VOC with a true vapor pressure less than 0.5 psia is exempt from the requirements of this division, except as specified.	§ 115.214(a)(1)(A) § 115.214(a)(1)(A)(i) § 115.215 § 115.215(4)	§ 115.216 § 115.216(2) § 115.216(3)(B)	None
B72L7S206	EU	61FF-01	Benzene	40 CFR Part 61, Subpart FF	§ 61.343(a)(1) § 61.343(a)(1)(i)(A) § 61.343(a)(1)(i)(B)	The owner or operator shall install, operate, and maintain a fixed-roof and	§ 61.343(a)(1)(i)(A) § 61.343(c) § 61.349(a)(1)(i)	§ 61.349(a)(1)(ii) § 61.356(d) § 61.356(f)	§ 61.357(d)(7) § 61.357(d)(7)(iv) § 61.357(d)(7)(iv)(J)

Applicable Requirements Summary

Unit Group Process ID No.	Unit Group Processes Type	SOP Index No.	Pollutant	State Rule or Federal Regulation Name	Emission Limitation, Standard or Equipment Specification Citation	Textual Description (See Special Term and Condition 1.B.)	Monitoring And Testing Requirements	Recordkeeping Requirements (30 TAC § 122.144)	Reporting Requirements (30 TAC § 122.145)
					§ 61.343(c) § 61.343(d) § 61.349(a) § 61.349(a)(1)(i) § 61.349(a)(1)(ii) § 61.349(a)(1)(ii)(B) § 61.349(a)(1)(iii) § 61.349(a)(1)(iv) [G]§ 61.349(a)(2)(iv) § 61.349(b) § 61.349(e) § 61.349(f) § 61.349(g)	closed-vent system that routes all organic vapors vented from the tank to a control device.	§ 61.349(a)(1)(ii) § 61.349(e) § 61.349(f) § 61.354(f)(1) [G]§ 61.355(h)	§ 61.356(f)(1) § 61.356(f)(2) § 61.356(f)(2)(i) § 61.356(f)(2)(i)(H) § 61.356(g) § 61.356(h) § 61.356(j) § 61.356(j)(1) § 61.356(j)(12) § 61.356(j)(2) § 61.356(j)(3) § 61.356(j)(3)(i)	
B72L7SC02	EU	R5412-01	VOC	30 TAC Chapter 115, Degreasing Processes	§ 115.412(a)(1) § 115.411(a)(1) § 115.411(a)(2) [G]§ 115.412(a)(1)(A) § 115.412(a)(1)(C) [G]§ 115.412(a)(1)(F)	No person shall own or operate a system utilizing a VOC for the cold solvent cleaning of objects without the controls listed in §115.412(a)(1)(A)-(F), except as exempted in §115.411.	[G]§ 115.415(1) § 115.415(4) ** See Periodic Monitoring Summary	None	None
B72L7SP203	EU	R5131-01	VOC	30 TAC Chapter 115, Water Separation	§ 115.132(a)(1)	VOC water separators must have each compartment totally enclosed with all openings sealed. Gauging and sampling devices shall be vapor-tight except during use.	[G]§ 115.135(a) § 115.136(a)(3) § 115.136(a)(4) ** See Periodic Monitoring Summary	§ 115.136(a)(3) § 115.136(a)(4)	None
GRP1L8PF	EP	R5720-01	Highly Reactive VOC	30 TAC Chapter 115, HRVOC Vent Gas	§ 115.727(f) § 115.725(a)(2)(A) § 115.725(a)(2)(B) § 115.725(a)(2)(C) § 115.725(a)(2)(D) § 115.725(a)(3) [G]§ 115.725(a)(4) [G]§ 115.725(l) § 115.725(n)	All sites that are subject to this division and that are located in the Houston/Galveston/Brazoria area as defined in §115.10 of this title (relating to Definitions), excluding Harris County, are exempt from § 115.722(b) and (c)(2)	§ 115.725(a) § 115.725(a)(2)(A) § 115.725(a)(2)(B) § 115.725(a)(2)(C) § 115.725(a)(2)(D) § 115.725(a)(3) § 115.725(a)(3)(B) [G]§ 115.725(a)(4) § 115.725(a)(5)	§ 115.726(b)(1) § 115.726(b)(2) § 115.726(b)(3) § 115.726(i) § 115.726(j)(1) § 115.726(j)(2)	[G]§ 115.725(a)(4) § 115.725(a)(5) § 115.725(n) [G]§ 115.726(a)(2)

Applicable Requirements Summary

Unit Group Process ID No.	Unit Group Process Type	SOP Index No.	Pollutant	State Rule or Federal Regulation Name	Emission Limitation, Standard or Equipment Specification Citation	Textual Description (See Special Term and Condition 1.B.)	Monitoring And Testing Requirements	Recordkeeping Requirements (30 TAC § 122.144)	Reporting Requirements (30 TAC § 122.145)
					[G]§ 115.726(a)(2)	of this title, except as provided in § 115.729(a)(3) of this title (relating to Counties and Compliance Schedules).			
GRP1L8PF	EP	R5121-01	VOC	30 TAC Chapter 115, Vent Gas Controls	§ 115.122(a)(2) § 115.121(a)(2) § 115.122(a)(2)(B)	Any vent gas streams affected by §115.121(a)(2) of this title must be controlled properly with a control efficiency of at least 98% or to a VOC concentration of no more than 20 ppmv (on a dry basis corrected to 3.0% oxygen for combustion devices).	[G]§ 115.125 § 115.126(1) § 115.126(1)(A) § 115.126(1)(A)(i) § 115.126(2)	§ 115.126 § 115.126(1) § 115.126(1)(A) § 115.126(1)(A)(i) § 115.126(2)	None
GRP1L8PF	EU	R71CI-01	CO	30 TAC Chapter 117, Subchapter B	§ 117.310(c)(1) § 117.310(c)(1)(A) § 117.310(c)(3) § 117.340(f)(1)	CO emissions must not exceed 400 ppmv at 3.0% O ₂ , dry basis.	[G]§ 117.335(a)(1) § 117.335(a)(4) § 117.335(b) § 117.335(c) § 117.335(d) § 117.335(f) § 117.335(f)(3) § 117.335(g) § 117.340(a) § 117.340(b)(1) § 117.340(b)(3) § 117.340(e) [G]§ 117.340(f)(2) § 117.8100(a) § 117.8100(a)(1) § 117.8100(a)(1)(A) § 117.8100(a)(1)(B) § 117.8100(a)(1)(B)(ii) § 117.8100(a)(1)(B)(iii) § 117.8100(a)(1)(C)	§ 117.345(a) § 117.345(f) § 117.345(f)(1) [G]§ 117.345(f)(2) § 117.345(f)(7) § 117.345(f)(8) § 117.345(f)(9) § 117.8100(a)(5)(C)	§ 117.335(b) § 117.335(g) [G]§ 117.345(b) [G]§ 117.345(c) § 117.345(d) § 117.345(d)(2) § 117.345(d)(3) § 117.345(d)(4) § 117.345(d)(5) § 117.8010 [G]§ 117.8010(1) § 117.8010(2) § 117.8010(2)(A) § 117.8010(2)(B) [G]§ 117.8010(3) § 117.8010(4) [G]§ 117.8010(5) § 117.8010(6) [G]§ 117.8010(7) [G]§ 117.8010(8) § 117.8100(c)

Applicable Requirements Summary

Unit Group Process ID No.	Unit Group Process Type	SOP Index No.	Pollutant	State Rule or Federal Regulation Name	Emission Limitation, Standard or Equipment Specification Citation	Textual Description (See Special Term and Condition 1.B.)	Monitoring And Testing Requirements	Recordkeeping Requirements (30 TAC § 122.144)	Reporting Requirements (30 TAC § 122.145)
							§ 117.8100(a)(2) [G]§ 117.8100(a)(3) § 117.8100(a)(4) § 117.8100(a)(5) § 117.8100(a)(5)(A) § 117.8100(a)(5)(B) [G]§ 117.8100(a)(5)(D) [G]§ 117.8100(a)(5)(E) § 117.8100(a)(6) § 117.8120 § 117.8120(1) § 117.8120(1)(A)		
GRP1L8PF	EU	R7ICI-01	NO _x	30 TAC Chapter 117, Subchapter B	§ 117.310(d)(3) § 117.310(a) § 117.310(a)(8)(B) § 117.310(b) [G]§ 117.310(e)(1) § 117.310(e)(2) [G]§ 117.310(e)(3) § 117.310(e)(4) § 117.340(f)(1) § 117.340(l)(2) § 117.340(p)(1) § 117.340(p)(3)	An owner or operator may not use the alternative methods specified in §§ 117.315, 117.323 and 117.9800 to comply with the NO _x emission specifications but shall use the mass emissions cap and trade program in Chapter 101, Subchapter H, Division 3, except that electric generating facilities must also comply with the daily and 30-day system cap emission limitations of § 117.320. An owner or operator may use the alternative methods specified in § 117.9800 to comply with § 117.320.	[G]§ 117.335(a)(1) § 117.335(a)(4) § 117.335(b) § 117.335(c) § 117.335(d) § 117.335(f) § 117.335(g) § 117.340(a) § 117.340(b)(1) § 117.340(b)(3) § 117.340(c)(1) [G]§ 117.340(c)(3) [G]§ 117.340(f)(2) § 117.340(l)(2) § 117.340(o)(1) § 117.340(p)(1) § 117.8100(a) § 117.8100(a)(1) § 117.8100(a)(1)(A) § 117.8100(a)(1)(B) § 117.8100(a)(1)(B)(i) § 117.8100(a)(1)(B)(ii) § 117.8100(a)(1)(C) § 117.8100(a)(2)	§ 117.345(a) § 117.345(f) § 117.345(f)(1) [G]§ 117.345(f)(2) § 117.345(f)(8) § 117.345(f)(9) § 117.8100(a)(5)(C)	§ 117.335(b) § 117.335(g) [G]§ 117.345(b) [G]§ 117.345(c) § 117.345(d) § 117.345(d)(3) § 117.8010 [G]§ 117.8010(1) § 117.8010(2) § 117.8010(2)(A) § 117.8010(2)(B) § 117.8010(2)(C) § 117.8010(2)(D) [G]§ 117.8010(3) § 117.8010(4) [G]§ 117.8010(5) § 117.8010(6) [G]§ 117.8010(7) [G]§ 117.8010(8) § 117.8100(c)

Applicable Requirements Summary

Unit Group Process ID No.	Unit Group Process Type	SOP Index No.	Pollutant	State Rule or Federal Regulation Name	Emission Limitation, Standard or Equipment Specification Citation	Textual Description (See Special Term and Condition 1.B.)	Monitoring And Testing Requirements	Recordkeeping Requirements (30 TAC § 122.144)	Reporting Requirements (30 TAC § 122.145)
							[G]§ 117.8100(a)(3) § 117.8100(a)(4) § 117.8100(a)(5) § 117.8100(a)(5)(A) § 117.8100(a)(5)(B) [G]§ 117.8100(a)(5)(D) [G]§ 117.8100(a)(5)(E) § 117.8100(a)(6)		
GRP1L8PF	EU	63YY-01	112(B) HAPS	40 CFR Part 63, Subpart YY	§ 63.1103 The permit holder shall comply with the applicable limitation, standard and/or equipment specification requirements of 40 CFR Part 63, Subpart YY	The permit holder shall comply with the applicable requirements of 40 CFR Part 63, Subpart YY	The permit holder shall comply with the applicable monitoring and testing requirements of 40 CFR Part 63, Subpart YY	The permit holder shall comply with the applicable recordkeeping requirements of 40 CFR Part 63, Subpart YY	The permit holder shall comply with the applicable reporting requirements of 40 CFR Part 63, Subpart YY
GRP2L8PF	EP	R5720-01	Highly Reactive VOC	30 TAC Chapter 115, HRVOC Vent Gas	§ 115.727(f) § 115.725(a)(2)(A) § 115.725(a)(2)(B) § 115.725(a)(2)(C) § 115.725(a)(2)(D) § 115.725(a)(3) [G]§ 115.725(a)(4) [G]§ 115.725(l) § 115.725(n) [G]§ 115.726(a)(2)	All sites that are subject to this division and that are located in the Houston/Galveston/Brazoria area as defined in §115.10 of this title (relating to Definitions), excluding Harris County, are exempt from § 115.722(b) and (c)(2) of this title, except as provided in § 115.729(a)(3) of this title (relating to Counties and Compliance Schedules).	§ 115.725(a) § 115.725(a)(2)(A) § 115.725(a)(2)(B) § 115.725(a)(2)(C) § 115.725(a)(2)(D) § 115.725(a)(3) § 115.725(a)(3)(B) [G]§ 115.725(a)(4) § 115.725(a)(5)	§ 115.726(b)(1) § 115.726(b)(2) § 115.726(b)(3) § 115.726(i) § 115.726(j)(1) § 115.726(j)(2)	[G]§ 115.725(a)(4) § 115.725(a)(5) § 115.725(n) [G]§ 115.726(a)(2)
GRP2L8PF	EP	R5121-01	VOC	30 TAC Chapter 115, Vent Gas Controls	§ 115.122(a)(2) § 115.121(a)(2) § 115.122(a)(2)(B)	Any vent gas streams affected by §115.121(a)(2) of this title must be controlled properly with a	[G]§ 115.125 § 115.126(1) § 115.126(1)(A) § 115.126(1)(A)(i)	§ 115.126 § 115.126(1) § 115.126(1)(A) § 115.126(1)(A)(i)	None

Applicable Requirements Summary

Unit Group Process ID No.	Unit Group Process Type	SOP Index No.	Pollutant	State Rule or Federal Regulation Name	Emission Limitation, Standard or Equipment Specification Citation	Textual Description (See Special Term and Condition 1.B.)	Monitoring And Testing Requirements	Recordkeeping Requirements (30 TAC § 122.144)	Reporting Requirements (30 TAC § 122.145)
						control efficiency of at least 98% or to a VOC concentration of no more than 20 ppmv (on a dry basis corrected to 3.0% oxygen for combustion devices).	§ 115.126(2)	§ 115.126(2)	
GRP2L8PF	EU	R7ICI-01	CO	30 TAC Chapter 117, Subchapter B	§ 117.310(c)(1) § 117.310(c)(1)(A) § 117.310(c)(3) § 117.340(f)(1)	CO emissions must not exceed 400 ppmv at 3.0% O ₂ , dry basis.	[G]§ 117.335(a)(1) § 117.335(a)(4) § 117.335(b) § 117.335(c) § 117.335(d) § 117.335(f) § 117.335(f)(3) § 117.335(g) § 117.340(a) § 117.340(b)(1) § 117.340(b)(3) § 117.340(e) [G]§ 117.340(f)(2) § 117.8100(a) § 117.8100(a)(1) § 117.8100(a)(1)(A) § 117.8100(a)(1)(B) § 117.8100(a)(1)(B)(ii) § 117.8100(a)(1)(B)(iii) § 117.8100(a)(1)(C) § 117.8100(a)(2) [G]§ 117.8100(a)(3) § 117.8100(a)(4) § 117.8100(a)(5) § 117.8100(a)(5)(A) § 117.8100(a)(5)(B) [G]§ 117.8100(a)(5)(D) [G]§ 117.8100(a)(5)(E)	§ 117.345(a) § 117.345(f) § 117.345(f)(1) [G]§ 117.345(f)(2) § 117.345(f)(7) § 117.345(f)(8) § 117.345(f)(9) § 117.8100(a)(5)(C)	§ 117.335(b) § 117.335(g) [G]§ 117.345(b) [G]§ 117.345(c) § 117.345(d) § 117.345(d)(2) § 117.345(d)(3) § 117.345(d)(4) § 117.345(d)(5) § 117.8010 [G]§ 117.8010(1) § 117.8010(2) § 117.8010(2)(A) § 117.8010(2)(B) [G]§ 117.8010(3) § 117.8010(4) [G]§ 117.8010(5) § 117.8010(6) [G]§ 117.8010(7) [G]§ 117.8010(8) § 117.8100(c)

Applicable Requirements Summary

Unit Group Process ID No.	Unit Group Process Type	SOP Index No.	Pollutant	State Rule or Federal Regulation Name	Emission Limitation, Standard or Equipment Specification Citation	Textual Description (See Special Term and Condition 1.B.)	Monitoring And Testing Requirements	Recordkeeping Requirements (30 TAC § 122.144)	Reporting Requirements (30 TAC § 122.145)
							§ 117.8100(a)(6) § 117.8120 § 117.8120(1) § 117.8120(1)(A)		
GRP2L8PF	EU	R7ICI-01	NO _x	30 TAC Chapter 117, Subchapter B	§ 117.310(d)(3) § 117.310(a) § 117.310(a)(8)(B) § 117.310(b) [G]§ 117.310(e)(1) § 117.310(e)(2) [G]§ 117.310(e)(3) § 117.310(e)(4) § 117.340(f)(1) § 117.340(l)(2) § 117.340(p)(1) § 117.340(p)(3)	An owner or operator may not use the alternative methods specified in §§ 117.315, 117.323 and 117.9800 to comply with the NO _x emission specifications but shall use the mass emissions cap and trade program in Chapter 101, Subchapter H, Division 3, except that electric generating facilities must also comply with the daily and 30-day system cap emission limitations of § 117.320. An owner or operator may use the alternative methods specified in § 117.9800 to comply with § 117.320.	[G]§ 117.335(a)(1) § 117.335(a)(4) § 117.335(b) § 117.335(c) § 117.335(d) § 117.335(f) § 117.335(g) § 117.340(a) § 117.340(b)(1) § 117.340(b)(3) § 117.340(c)(1) [G]§ 117.340(c)(3) [G]§ 117.340(f)(2) § 117.340(l)(2) § 117.340(o)(1) § 117.340(p)(1) § 117.8100(a) § 117.8100(a)(1) § 117.8100(a)(1)(A) § 117.8100(a)(1)(B) § 117.8100(a)(1)(B)(i) § 117.8100(a)(1)(B)(ii) § 117.8100(a)(1)(C) § 117.8100(a)(2) [G]§ 117.8100(a)(3) § 117.8100(a)(4) § 117.8100(a)(5) § 117.8100(a)(5)(A) § 117.8100(a)(5)(B) [G]§ 117.8100(a)(5)(D) [G]§ 117.8100(a)(5)(E) § 117.8100(a)(6)	§ 117.345(a) § 117.345(f) § 117.345(f)(1) [G]§ 117.345(f)(2) § 117.345(f)(8) § 117.345(f)(9) § 117.8100(a)(5)(C)	§ 117.335(b) § 117.335(g) [G]§ 117.345(b) [G]§ 117.345(c) § 117.345(d) § 117.345(d)(3) § 117.8010 [G]§ 117.8010(1) § 117.8010(2) § 117.8010(2)(A) § 117.8010(2)(B) § 117.8010(2)(C) § 117.8010(2)(D) [G]§ 117.8010(3) § 117.8010(4) [G]§ 117.8010(5) § 117.8010(6) [G]§ 117.8010(7) [G]§ 117.8010(8) § 117.8100(c)

Applicable Requirements Summary

Unit Group Process ID No.	Unit Group Process Type	SOP Index No.	Pollutant	State Rule or Federal Regulation Name	Emission Limitation, Standard or Equipment Specification Citation	Textual Description (See Special Term and Condition 1.B.)	Monitoring And Testing Requirements	Recordkeeping Requirements (30 TAC § 122.144)	Reporting Requirements (30 TAC § 122.145)
GRP2L8PF	EU	63YY-01	112(B) HAPS	40 CFR Part 63, Subpart YY	§ 63.1103 The permit holder shall comply with the applicable limitation, standard and/or equipment specification requirements of 40 CFR Part 63, Subpart YY	The permit holder shall comply with the applicable requirements of 40 CFR Part 63, Subpart YY	The permit holder shall comply with the applicable monitoring and testing requirements of 40 CFR Part 63, Subpart YY	The permit holder shall comply with the applicable recordkeeping requirements of 40 CFR Part 63, Subpart YY	The permit holder shall comply with the applicable reporting requirements of 40 CFR Part 63, Subpart YY
GRPL7PF	EP	R5720-01	Highly Reactive VOC	30 TAC Chapter 115, HRVOC Vent Gas	§ 115.727(f) § 115.725(a)(2)(A) § 115.725(a)(2)(B) § 115.725(a)(2)(C) § 115.725(a)(2)(D) § 115.725(a)(3) [G]§ 115.725(a)(4) § 115.725(a)(7) § 115.725(a)(7)(C) [G]§ 115.725(l) § 115.725(n) [G]§ 115.726(a)(2)	All sites that are subject to this division and that are located in the Houston/Galveston/Brazoria area as defined in § 115.10 of this title (relating to Definitions), excluding Harris County, are exempt from § 115.722(b) and (c)(2) of this title, except as provided in § 115.729(a)(3) of this title (relating to Counties and Compliance Schedules).	§ 115.725(a) § 115.725(a)(2)(A) § 115.725(a)(2)(B) § 115.725(a)(2)(C) § 115.725(a)(2)(D) § 115.725(a)(3) § 115.725(a)(3)(B) [G]§ 115.725(a)(4) § 115.725(a)(5) [G]§ 115.725(a)(7)(A) § 115.725(a)(7)(B) § 115.725(a)(7)(C)	§ 115.726(b)(1) § 115.726(b)(2) § 115.726(b)(3) § 115.726(i) § 115.726(j)(1) § 115.726(j)(2)	[G]§ 115.725(a)(4) § 115.725(a)(5) [G]§ 115.725(a)(7)(A) § 115.725(a)(7)(B) § 115.725(n) [G]§ 115.726(a)(2)
GRPL7PF	EP	R5121-01	VOC	30 TAC Chapter 115, Vent Gas Controls	§ 115.122(a)(2) § 115.121(a)(2) § 115.122(a)(2)(B)	Any vent gas streams affected by § 115.121(a)(2) of this title must be controlled properly with a control efficiency of at least 98% or to a VOC concentration of no more than 20 ppmv (on a dry basis corrected to 3.0% oxygen for combustion devices).	[G]§ 115.125 § 115.126(1) § 115.126(1)(A) § 115.126(1)(A)(i) § 115.126(2)	§ 115.126 § 115.126(1) § 115.126(1)(A) § 115.126(1)(A)(i) § 115.126(2)	None
GRPL7PF	EU	R7ICI-01	CO	30 TAC Chapter 117, Subchapter B	§ 117.310(c)(1) § 117.310(c)(1)(A) § 117.310(c)(3)	CO emissions must not exceed 400 ppmv at 3.0% O ₂ , dry basis.	[G]§ 117.335(a)(1) § 117.335(a)(4) § 117.335(b)	§ 117.345(a) § 117.345(f) § 117.345(f)(1)	§ 117.335(b) § 117.335(g) [G]§ 117.345(b)

Applicable Requirements Summary

Unit Group Process ID No.	Unit Group Processes Type	SOP Index No.	Pollutant	State Rule or Federal Regulation Name	Emission Limitation, Standard or Equipment Specification Citation	Textual Description (See Special Term and Condition 1.B.)	Monitoring And Testing Requirements	Recordkeeping Requirements (30 TAC § 122.144)	Reporting Requirements (30 TAC § 122.145)
					§ 117.340(f)(1)		§ 117.335(c) § 117.335(d) § 117.335(f) § 117.335(f)(3) § 117.335(g) § 117.340(a) § 117.340(b)(1) § 117.340(b)(3) § 117.340(e) [G]§ 117.340(f)(2) § 117.8100(a) § 117.8100(a)(1) § 117.8100(a)(1)(A) § 117.8100(a)(1)(B) § 117.8100(a)(1)(B)(ii) § 117.8100(a)(1)(B)(iii) § 117.8100(a)(1)(C) § 117.8100(a)(2) [G]§ 117.8100(a)(3) § 117.8100(a)(4) § 117.8100(a)(5) § 117.8100(a)(5)(A) § 117.8100(a)(5)(B) [G]§ 117.8100(a)(5)(D) [G]§ 117.8100(a)(5)(E) § 117.8100(a)(6) § 117.8120 § 117.8120(1) § 117.8120(1)(A)	[G]§ 117.345(f)(2) § 117.345(f)(7) § 117.345(f)(8) § 117.345(f)(9) § 117.8100(a)(5)(C)	[G]§ 117.345(c) § 117.345(d) § 117.345(d)(2) § 117.345(d)(3) § 117.345(d)(4) § 117.345(d)(5) § 117.8010 [G]§ 117.8010(1) § 117.8010(2) § 117.8010(2)(A) § 117.8010(2)(B) [G]§ 117.8010(3) § 117.8010(4) [G]§ 117.8010(5) § 117.8010(6) [G]§ 117.8010(7) [G]§ 117.8010(8) § 117.8100(c)
GRPL7PF	EU	R7ICI-01	NO _x	30 TAC Chapter 117, Subchapter B	§ 117.310(d)(3) § 117.310(a) § 117.310(a)(8)(B) § 117.310(b) [G]§ 117.310(e)(1) § 117.310(e)(2)	An owner or operator may not use the alternative methods specified in §§ 117.315, 117.323 and 117.9800 to comply with the NO _x emission specifications	[G]§ 117.335(a)(1) § 117.335(a)(4) § 117.335(b) § 117.335(c) § 117.335(d) § 117.335(f)	§ 117.345(a) § 117.345(f) § 117.345(f)(1) [G]§ 117.345(f)(2) § 117.345(f)(8) § 117.345(f)(9)	§ 117.335(b) § 117.335(g) [G]§ 117.345(b) [G]§ 117.345(c) § 117.345(d) § 117.345(d)(3)

Applicable Requirements Summary

Unit Group Process ID No.	Unit Group Process Type	SOP Index No.	Pollutant	State Rule or Federal Regulation Name	Emission Limitation, Standard or Equipment Specification Citation	Textual Description (See Special Term and Condition 1.B.)	Monitoring And Testing Requirements	Recordkeeping Requirements (30 TAC § 122.144)	Reporting Requirements (30 TAC § 122.145)
					[G]§ 117.310(e)(3) § 117.310(e)(4) § 117.340(f)(1) § 117.340(l)(2) § 117.340(p)(1) § 117.340(p)(3)	but shall use the mass emissions cap and trade program in Chapter 101, Subchapter H, Division 3, except that electric generating facilities must also comply with the daily and 30-day system cap emission limitations of § 117.320. An owner or operator may use the alternative methods specified in § 117.9800 to comply with § 117.320.	§ 117.335(g) § 117.340(a) § 117.340(b)(1) § 117.340(b)(3) § 117.340(c)(1) [G]§ 117.340(c)(3) [G]§ 117.340(f)(2) § 117.340(l)(2) § 117.340(o)(1) § 117.340(p)(1) § 117.8100(a) § 117.8100(a)(1) § 117.8100(a)(1)(A) § 117.8100(a)(1)(B) § 117.8100(a)(1)(B)(i) § 117.8100(a)(1)(B)(ii) § 117.8100(a)(1)(C) § 117.8100(a)(2) [G]§ 117.8100(a)(3) § 117.8100(a)(4) § 117.8100(a)(5) § 117.8100(a)(5)(A) § 117.8100(a)(5)(B) [G]§ 117.8100(a)(5)(D) [G]§ 117.8100(a)(5)(E) § 117.8100(a)(6)	§ 117.8100(a)(5)(C)	§ 117.8010 [G]§ 117.8010(1) § 117.8010(2) § 117.8010(2)(A) § 117.8010(2)(B) § 117.8010(2)(C) § 117.8010(2)(D) [G]§ 117.8010(3) § 117.8010(4) [G]§ 117.8010(5) § 117.8010(6) [G]§ 117.8010(7) [G]§ 117.8010(8) § 117.8100(c)
GRPL7PF	EP	60RRR-01	VOC/TOC	40 CFR Part 60, Subpart RRR	§ 60.702(a) [G]§ 60.704(b)(5)	For each vent stream, reduce TOC by 98%w or to a TOC concentration of 20 ppmv, on a dry basis corrected to 3% oxygen, whichever is less stringent. If a boiler or process heater is used, introduce vent stream as specified.	§ 60.703(c) § 60.703(c)(1) § 60.703(c)(1)(i) § 60.704(a) § 60.704(b) § 60.704(b)(1) § 60.704(b)(2) § 60.704(b)(3) [G]§ 60.704(b)(4)	§ 60.703(c)(1) § 60.705(b) § 60.705(b)(2)(i) § 60.705(c) § 60.705(c)(4) § 60.705(d)(1) § 60.705(s)	§ 60.705(a) § 60.705(b) § 60.705(b)(2)(i) § 60.705(c) § 60.705(c)(4) § 60.705(k) § 60.705(l) § 60.705(l)(1) § 60.705(l)(2) § 60.705(s)

Applicable Requirements Summary

Unit Group Process ID No.	Unit Group Process Type	SOP Index No.	Pollutant	State Rule or Federal Regulation Name	Emission Limitation, Standard or Equipment Specification Citation	Textual Description (See Special Term and Condition 1.B.)	Monitoring And Testing Requirements	Recordkeeping Requirements (30 TAC § 122.144)	Reporting Requirements (30 TAC § 122.145)
GRPL7PF	EP	60RRR-02	VOC/TOC	40 CFR Part 60, Subpart RRR	§ 60.702(a) [G]§ 60.704(b)(5)	For each vent stream, reduce TOC by 98%w or to a TOC concentration of 20 ppmv, on a dry basis corrected to 3% oxygen, whichever is less stringent. If a boiler or process heater is used, introduce vent stream as specified.	§ 60.703(c) § 60.703(c)(1) § 60.703(c)(1)(i) § 60.704(a) § 60.704(b) § 60.704(b)(1) § 60.704(b)(2) § 60.704(b)(3) [G]§ 60.704(b)(4)	§ 60.703(c)(1) § 60.705(b) § 60.705(b)(2)(i) § 60.705(c) § 60.705(c)(4) § 60.705(d)(1) § 60.705(s)	§ 60.705(a) § 60.705(b) § 60.705(b)(2)(i) § 60.705(c) § 60.705(c)(4) § 60.705(k) § 60.705(l) § 60.705(l)(1) § 60.705(l)(2) § 60.705(s)
GRPL7PF	EP	60RRR-03	VOC/TOC	40 CFR Part 60, Subpart RRR	§ 60.702(a) [G]§ 60.704(b)(5)	For each vent stream, reduce TOC by 98%w or to a TOC concentration of 20 ppmv, on a dry basis corrected to 3% oxygen, whichever is less stringent. If a boiler or process heater is used, introduce vent stream as specified.	§ 60.703(c) § 60.703(c)(1) § 60.703(c)(1)(i) § 60.704(a) § 60.704(b) § 60.704(b)(1) § 60.704(b)(2) § 60.704(b)(3) [G]§ 60.704(b)(4)	§ 60.703(c)(1) § 60.705(b) § 60.705(b)(2)(i) § 60.705(c) § 60.705(c)(4) § 60.705(d)(1) § 60.705(s)	§ 60.705(a) § 60.705(b) § 60.705(b)(2)(i) § 60.705(c) § 60.705(c)(4) § 60.705(k) § 60.705(l) § 60.705(l)(1) § 60.705(l)(2) § 60.705(s)
GRPL7PF	EP	60RRR-04	VOC/TOC	40 CFR Part 60, Subpart RRR	§ 60.702(a) [G]§ 60.704(b)(5)	For each vent stream, reduce TOC by 98%w or to a TOC concentration of 20 ppmv, on a dry basis corrected to 3% oxygen, whichever is less stringent. If a boiler or process heater is used, introduce vent stream as specified.	§ 60.703(c) § 60.703(c)(1) § 60.703(c)(1)(i) § 60.704(a) § 60.704(b) § 60.704(b)(1) § 60.704(b)(2) § 60.704(b)(3) [G]§ 60.704(b)(4)	§ 60.703(c)(1) § 60.705(b) § 60.705(b)(2)(i) § 60.705(c) § 60.705(c)(4) § 60.705(d)(1) § 60.705(s)	§ 60.705(a) § 60.705(b) § 60.705(b)(2)(i) § 60.705(c) § 60.705(c)(4) § 60.705(k) § 60.705(l) § 60.705(l)(1) § 60.705(l)(2) § 60.705(s)
GRPL7PF	EP	60RRR-05	VOC/TOC	40 CFR Part 60, Subpart RRR	§ 60.702(a) [G]§ 60.704(b)(5)	For each vent stream, reduce TOC by 98%w or to a TOC concentration of 20 ppmv, on a dry basis corrected to 3% oxygen, whichever is less stringent. If a boiler or process heater is used, introduce vent	§ 60.703(c) § 60.703(c)(1) § 60.703(c)(1)(i) § 60.704(a) § 60.704(b) § 60.704(b)(1) § 60.704(b)(2) § 60.704(b)(3)	§ 60.703(c)(1) § 60.705(b) § 60.705(b)(2)(i) § 60.705(c) § 60.705(c)(4) § 60.705(d)(1) § 60.705(s)	§ 60.705(a) § 60.705(b) § 60.705(b)(2)(i) § 60.705(c) § 60.705(c)(4) § 60.705(k) § 60.705(l) § 60.705(l)(1)

Applicable Requirements Summary

Unit Group Process ID No.	Unit Group Process Type	SOP Index No.	Pollutant	State Rule or Federal Regulation Name	Emission Limitation, Standard or Equipment Specification Citation	Textual Description (See Special Term and Condition 1.B.)	Monitoring And Testing Requirements	Recordkeeping Requirements (30 TAC § 122.144)	Reporting Requirements (30 TAC § 122.145)
						stream as specified.	[G]§ 60.704(b)(4)		§ 60.705(l)(2) § 60.705(s)
OC2L8GF500	CD	R1111-01	Opacity	30 TAC Chapter 111, Visible Emissions	§ 111.111(a)(4)(A)	Visible emissions from a process gas flare shall not be permitted for more than five minutes in any two-hour period. Non-excessive upset events are subject to the provisions under §101.222(b).	§ 111.111(a)(4)(A)(i) § 111.111(a)(4)(A)(ii)	§ 111.111(a)(4)(A)(ii)	None
OC2L8GF500	EP	R5720-01	Highly Reactive VOC	30 TAC Chapter 115, HRVOC Vent Gas	§ 115.722(d) § 115.722(d)(1) § 115.722(d)(2) [G]§ 115.725(d)(1) § 115.725(d)(2) § 115.725(d)(2)(A)(i) [G]§ 115.725(d)(2)(A)(ii) § 115.725(d)(2)(A)(iii) § 115.725(d)(2)(A)(iv) § 115.725(d)(2)(B) § 115.725(d)(2)(B)(i) § 115.725(d)(2)(B)(ii) § 115.725(d)(2)(B)(iii) § 115.725(d)(2)(B)(iv) [G]§ 115.725(l) § 115.725(n) § 63.1103(e)(4)	All flares must continuously meet the requirements of 40 CFR § 60.18(c)(2)-(6) and (d) as amended through October 17, 2000 (65 FR 61744) when vent gas containing HRVOC is being routed to the flare.	[G]§ 115.725(d)(1) § 115.725(d)(2) § 115.725(d)(2)(A)(i) [G]§ 115.725(d)(2)(A)(ii) § 115.725(d)(2)(A)(iii) § 115.725(d)(2)(A)(iv) § 115.725(d)(2)(B) § 115.725(d)(2)(B)(i) § 115.725(d)(2)(B)(ii) § 115.725(d)(2)(B)(iii) § 115.725(d)(2)(B)(iv) § 115.725(d)(3) § 115.725(d)(4) § 115.725(d)(5) § 115.725(d)(6) § 115.725(d)(7) **See Alternative Requirement	§ 115.726(a)(1) § 115.726(a)(1)(A) § 115.726(d)(1) § 115.726(d)(2) § 115.726(d)(3) § 115.726(d)(4) § 115.726(i) § 115.726(j)(1) § 115.726(j)(2)	§ 115.725(n) § 115.726(a)(1)(B)
OC2L8GF500	CD	60A-01	Opacity	40 CFR Part 60, Subpart A	§ 60.18(b) § 60.18(c)(1) § 60.18(c)(2)	Flares shall comply with paragraphs (c)-(f) of § 60.18.	§ 60.18(d) § 60.18(f)(1) § 60.18(f)(2)	None	None

Applicable Requirements Summary

Unit Group Process ID No.	Unit Group Processes Type	SOP Index No.	Pollutant	State Rule or Federal Regulation Name	Emission Limitation, Standard or Equipment Specification Citation	Textual Description (See Special Term and Condition 1.B.)	Monitoring And Testing Requirements	Recordkeeping Requirements (30 TAC § 122.144)	Reporting Requirements (30 TAC § 122.145)
					§ 60.18(c)(3)(ii) § 60.18(c)(4)(i) § 60.18(c)(6) § 60.18(e)		§ 60.18(f)(3) § 60.18(f)(4)		
OC2L8GF500	CD	63A-01	Opacity	40 CFR Part 63, Subpart A	§ 63.11(b)(4) § 63.11(b)(1) § 63.11(b)(2) § 63.11(b)(3) § 63.11(b)(5) § 63.11(b)(6)(ii) § 63.11(b)(7)(i)	Flares shall be designed and operated with no visible emissions, except for periods of a total of 5 minutes or less during any 2 consecutive hrs. Test Method 22 in App. A of part 60 of this chapter shall be used.	§ 63.11(b)(4) § 63.11(b)(5) § 63.11(b)(7)(i)	None	None
OC2L8GF500	CD	63CC-01	Opacity	40 CFR Part 63, Subpart CC	§ 63.670(c) § 63.670 § 63.670(b) § 63.670(o) [G]§ 63.670(o)(1) [G]§ 63.670(o)(2) [G]§ 63.670(o)(3) [G]§ 63.670(o)(4) [G]§ 63.670(o)(5) § 63.670(o)(6) [G]§ 63.670(o)(7) § 63.670(r)(4) [G]§ 63.671(c)	Visible emissions. The owner or operator shall specify the smokeless design capacity of each flare and operate with no visible emissions, except for periods not to exceed a total of 5 minutes during any 2 consecutive hours, when regulated material is routed to the flare and the flare vent gas flow rate is less than the smokeless design capacity of the flare. The owner or operator shall monitor for visible emissions from the flare as specified in §63.670(h).	§ 63.670(b) § 63.670(c) § 63.670(g) [G]§ 63.670(h) [G]§ 63.670(i) § 63.670(r) [G]§ 63.670(r)(1) [G]§ 63.671(a) [G]§ 63.671(b) [G]§ 63.671(c) [G]§ 63.671(d) [G]§ 63.671(e)	[G]§ 63.670(h) [G]§ 63.670(i) [G]§ 63.670(o)(1) [G]§ 63.670(o)(5) § 63.670(o)(6) § 63.670(p) [G]§ 63.671(a) [G]§ 63.671(b)	[G]§ 63.670(h) [G]§ 63.670(o)(2) § 63.670(q) § 63.670(r) [G]§ 63.670(r)(1) [G]§ 63.670(r)(2) [G]§ 63.670(r)(3) [G]§ 63.670(r)(4)
OC6FL066A	EU	61FF-01	Benzene	40 CFR Part 61, Subpart FF	§ 61.343(a)(1) § 61.343(a)(1)(i)(A) § 61.343(a)(1)(i)(B) § 61.343(c) § 61.343(d) § 61.349(a) § 61.349(a)(1)(i)	The owner or operator shall install, operate, and maintain a fixed-roof and closed-vent system that routes all organic vapors vented from the tank to a control device.	§ 61.343(a)(1)(i)(A) § 61.343(c) § 61.349(a)(1)(i) § 61.349(a)(1)(ii) § 61.349(e) § 61.349(f) § 61.354(c)	§ 61.349(a)(1)(ii) § 61.354(c) § 61.354(c)(2) § 61.355(i)(1) § 61.355(i)(3)(ii)(A) § 61.356(d) § 61.356(f)	§ 61.357(d)(7) § 61.357(d)(7)(iv) § 61.357(d)(7)(iv)(B)

Applicable Requirements Summary

Unit Group Process ID No.	Unit Group Process Type	SOP Index No.	Pollutant	State Rule or Federal Regulation Name	Emission Limitation, Standard or Equipment Specification Citation	Textual Description (See Special Term and Condition 1.B.)	Monitoring And Testing Requirements	Recordkeeping Requirements (30 TAC § 122.144)	Reporting Requirements (30 TAC § 122.145)
					§ 61.349(a)(1)(ii) § 61.349(a)(1)(ii)(B) § 61.349(a)(1)(iii) § 61.349(a)(1)(iv) § 61.349(a)(2)(i)(A) § 61.349(b) § 61.349(e) § 61.349(f) § 61.349(g)		§ 61.354(c)(2) § 61.354(f)(1) [G]§ 61.355(h) § 61.355(i)(1) § 61.355(i)(2) § 61.355(i)(3)(i) § 61.355(i)(3)(ii) § 61.355(i)(3)(ii)(A) § 61.355(i)(3)(ii)(B) § 61.355(i)(3)(ii)(C) § 61.355(i)(3)(iii) § 61.355(i)(3)(iv) § 61.355(i)(4)	§ 61.356(f)(1) [G]§ 61.356(f)(3) § 61.356(g) § 61.356(h) § 61.356(j) § 61.356(j)(1) § 61.356(j)(2) § 61.356(j)(3) § 61.356(j)(3)(i) § 61.356(j)(5)	
OC6FL066A	EU	61FF-02	Benzene	40 CFR Part 61, Subpart FF	§ 61.343(a)(1) § 60.18 § 61.343(a)(1)(i)(A) § 61.343(a)(1)(i)(B) § 61.343(c) § 61.343(d) § 61.349(a) § 61.349(a)(1)(i) § 61.349(a)(1)(ii) § 61.349(a)(1)(ii)(B) § 61.349(a)(1)(iii) § 61.349(a)(1)(iv) § 61.349(b) § 61.349(e) § 61.349(f) § 61.349(g)	The owner or operator shall install, operate, and maintain a fixed-roof and closed-vent system that routes all organic vapors vented from the tank to a control device.	§ 61.343(a)(1)(i)(A) § 61.343(c) § 61.349(a)(1)(i) § 61.349(a)(1)(ii) § 61.349(e) § 61.349(f) § 61.354(c) § 61.354(c)(3) § 61.354(f)(1) [G]§ 61.355(h)	§ 61.349(a)(1)(ii) § 61.354(c) § 61.354(c)(3) § 61.356(d) § 61.356(f) § 61.356(f)(1) § 61.356(g) § 61.356(h) § 61.356(j) § 61.356(j)(1) § 61.356(j)(2) § 61.356(j)(3) § 61.356(j)(3)(i) § 61.356(j)(7)	§ 61.357(d)(7) § 61.357(d)(7)(iv) § 61.357(d)(7)(iv)(F)
OC6FL066B	EU	61FF-01	Benzene	40 CFR Part 61, Subpart FF	§ 61.343(a)(1) § 61.343(a)(1)(i)(A) § 61.343(a)(1)(i)(B) § 61.343(c) § 61.343(d) § 61.349(a) § 61.349(a)(1)(i) § 61.349(a)(1)(ii) § 61.349(a)(1)(ii)(B) § 61.349(a)(1)(iii) § 61.349(a)(1)(iv) § 61.349(b) § 61.349(e) § 61.349(f) § 61.349(g)	The owner or operator shall install, operate, and maintain a fixed-roof and closed-vent system that routes all organic vapors vented from the tank to a control device.	§ 61.343(a)(1)(i)(A) § 61.343(c) § 61.349(a)(1)(i) § 61.349(a)(1)(ii) § 61.349(e) § 61.349(f) § 61.354(c) § 61.354(c)(2) § 61.354(f)(1)	§ 61.349(a)(1)(ii) § 61.354(c) § 61.354(c)(2) § 61.355(i)(1) § 61.355(i)(3)(ii)(A) § 61.356(d) § 61.356(f) § 61.356(f)(1) [G]§ 61.356(f)(3)	§ 61.357(d)(7) § 61.357(d)(7)(iv) § 61.357(d)(7)(iv)(B)

Applicable Requirements Summary

Unit Group Process ID No.	Unit Group Process Type	SOP Index No.	Pollutant	State Rule or Federal Regulation Name	Emission Limitation, Standard or Equipment Specification Citation	Textual Description (See Special Term and Condition 1.B.)	Monitoring And Testing Requirements	Recordkeeping Requirements (30 TAC § 122.144)	Reporting Requirements (30 TAC § 122.145)
					§ 61.349(a)(1)(iii) § 61.349(a)(1)(iv) § 61.349(a)(2)(i)(A) § 61.349(b) § 61.349(e) § 61.349(f) § 61.349(g)		[G]§ 61.355(h) § 61.355(i)(1) § 61.355(i)(2) § 61.355(i)(3)(i) § 61.355(i)(3)(ii) § 61.355(i)(3)(ii)(A) § 61.355(i)(3)(ii)(B) § 61.355(i)(3)(ii)(C) § 61.355(i)(3)(iii) § 61.355(i)(3)(iv) § 61.355(i)(4)	§ 61.356(g) § 61.356(h) § 61.356(j) § 61.356(j)(1) § 61.356(j)(2) § 61.356(j)(3) § 61.356(j)(5)	
OC6FL066B	EU	61FF-02	Benzene	40 CFR Part 61, Subpart FF	§ 61.343(a)(1) § 60.18 § 61.343(a)(1)(i)(A) § 61.343(a)(1)(i)(B) § 61.343(c) § 61.343(d) § 61.349(a) § 61.349(a)(1)(i) § 61.349(a)(1)(ii) § 61.349(a)(1)(ii)(B) § 61.349(a)(1)(iii) § 61.349(a)(1)(iv) § 61.349(b) § 61.349(e) § 61.349(f) § 61.349(g)	The owner or operator shall install, operate, and maintain a fixed-roof and closed-vent system that routes all organic vapors vented from the tank to a control device.	§ 61.343(a)(1)(i)(A) § 61.343(c) § 61.349(a)(1)(i) § 61.349(a)(1)(ii) § 61.349(e) § 61.349(f) § 61.354(c) § 61.354(c)(3) § 61.354(f)(1) [G]§ 61.355(h)	§ 61.349(a)(1)(ii) § 61.354(c) § 61.354(c)(3) § 61.356(d) § 61.356(f) § 61.356(f)(1) § 61.356(g) § 61.356(h) § 61.356(j) § 61.356(j)(1) § 61.356(j)(2) § 61.356(j)(3) § 61.356(j)(3)(i) § 61.356(j)(7)	§ 61.357(d)(7) § 61.357(d)(7)(iv) § 61.357(d)(7)(iv)(F)
OC6FL166A	EU	61FF-01	Benzene	40 CFR Part 61, Subpart FF	§ 61.343(a)(1) § 61.343(a)(1)(i)(A) § 61.343(a)(1)(i)(B) § 61.343(c) § 61.343(d) § 61.349(a) § 61.349(a)(1)(i) § 61.349(a)(1)(ii) § 61.349(a)(1)(ii)(B) § 61.349(a)(1)(iii) § 61.349(a)(1)(iv)	The owner or operator shall install, operate, and maintain a fixed-roof and closed-vent system that routes all organic vapors vented from the tank to a control device.	§ 61.343(a)(1)(i)(A) § 61.343(c) § 61.349(a)(1)(i) § 61.349(a)(1)(ii) § 61.349(e) § 61.349(f) § 61.354(c) § 61.354(c)(2) § 61.354(f)(1) [G]§ 61.355(h) § 61.355(i)(1)	§ 61.349(a)(1)(ii) § 61.354(c) § 61.354(c)(2) § 61.355(i)(1) § 61.355(i)(3)(ii)(A) § 61.356(d) § 61.356(f) § 61.356(f)(1) [G]§ 61.356(f)(3) § 61.356(g) § 61.356(h)	§ 61.357(d)(7) § 61.357(d)(7)(iv) § 61.357(d)(7)(iv)(B)

Applicable Requirements Summary

Unit Group Process ID No.	Unit Group Process Type	SOP Index No.	Pollutant	State Rule or Federal Regulation Name	Emission Limitation, Standard or Equipment Specification Citation	Textual Description (See Special Term and Condition 1.B.)	Monitoring And Testing Requirements	Recordkeeping Requirements (30 TAC § 122.144)	Reporting Requirements (30 TAC § 122.145)
					§ 61.349(a)(2)(i)(A) § 61.349(b) § 61.349(e) § 61.349(f) § 61.349(g)		§ 61.355(i)(2) § 61.355(i)(3)(i) § 61.355(i)(3)(ii) § 61.355(i)(3)(ii)(A) § 61.355(i)(3)(ii)(B) § 61.355(i)(3)(ii)(C) § 61.355(i)(3)(iii) § 61.355(i)(3)(iv) § 61.355(i)(4)	§ 61.356(j) § 61.356(j)(1) § 61.356(j)(2) § 61.356(j)(3) § 61.356(j)(3)(i) § 61.356(j)(5)	
OC6FL166A	EU	61FF-02	Benzene	40 CFR Part 61, Subpart FF	§ 61.343(a)(1) § 60.18 § 61.343(a)(1)(i)(A) § 61.343(a)(1)(i)(B) § 61.343(c) § 61.343(d) § 61.349(a) § 61.349(a)(1)(i) § 61.349(a)(1)(ii) § 61.349(a)(1)(ii)(B) § 61.349(a)(1)(iii) § 61.349(a)(1)(iv) § 61.349(b) § 61.349(e) § 61.349(f) § 61.349(g)	The owner or operator shall install, operate, and maintain a fixed-roof and closed-vent system that routes all organic vapors vented from the tank to a control device.	§ 61.343(a)(1)(i)(A) § 61.343(c) § 61.349(a)(1)(i) § 61.349(a)(1)(ii) § 61.349(e) § 61.349(f) § 61.354(c) § 61.354(c)(3) § 61.354(f)(1) [G]§ 61.355(h)	§ 61.349(a)(1)(ii) § 61.354(c) § 61.354(c)(3) § 61.356(d) § 61.356(f) § 61.356(f)(1) § 61.356(g) § 61.356(h) § 61.356(j) § 61.356(j)(1) § 61.356(j)(2) § 61.356(j)(3) § 61.356(j)(3)(i) § 61.356(j)(7)	§ 61.357(d)(7) § 61.357(d)(7)(iv) § 61.357(d)(7)(iv)(F)
OC6FL166B	EU	61FF-01	Benzene	40 CFR Part 61, Subpart FF	§ 61.343(a)(1) § 61.343(a)(1)(i)(A) § 61.343(a)(1)(i)(B) § 61.343(c) § 61.343(d) § 61.349(a) § 61.349(a)(1)(i) § 61.349(a)(1)(ii) § 61.349(a)(1)(ii)(B) § 61.349(a)(1)(iii) § 61.349(a)(1)(iv) § 61.349(a)(2)(i)(A) § 61.349(b)	The owner or operator shall install, operate, and maintain a fixed-roof and closed-vent system that routes all organic vapors vented from the tank to a control device.	§ 61.343(a)(1)(i)(A) § 61.343(c) § 61.349(a)(1)(i) § 61.349(a)(1)(ii) § 61.349(e) § 61.349(f) § 61.354(c) § 61.354(c)(2) § 61.354(f)(1) [G]§ 61.355(h) § 61.355(i)(1) § 61.355(i)(2) § 61.355(i)(3)(i)	§ 61.349(a)(1)(ii) § 61.354(c) § 61.354(c)(2) § 61.355(i)(1) § 61.355(i)(3)(ii)(A) § 61.356(d) § 61.356(f) § 61.356(f)(1) [G]§ 61.356(f)(3) § 61.356(g) § 61.356(h) § 61.356(j) § 61.356(j)(1)	§ 61.357(d)(7) § 61.357(d)(7)(iv) § 61.357(d)(7)(iv)(B)

Applicable Requirements Summary

Unit Group Process ID No.	Unit Group Process Type	SOP Index No.	Pollutant	State Rule or Federal Regulation Name	Emission Limitation, Standard or Equipment Specification Citation	Textual Description (See Special Term and Condition 1.B.)	Monitoring And Testing Requirements	Recordkeeping Requirements (30 TAC § 122.144)	Reporting Requirements (30 TAC § 122.145)
					§ 61.349(e) § 61.349(f) § 61.349(g)		§ 61.355(i)(3)(ii) § 61.355(i)(3)(ii)(A) § 61.355(i)(3)(ii)(B) § 61.355(i)(3)(ii)(C) § 61.355(i)(3)(iii) § 61.355(i)(3)(iv) § 61.355(i)(4)	§ 61.356(j)(2) § 61.356(j)(3) § 61.356(j)(3)(i) § 61.356(j)(5)	
OC6FL166B	EU	61FF-02	Benzene	40 CFR Part 61, Subpart FF	§ 61.343(a)(1) § 60.18 § 61.343(a)(1)(i)(A) § 61.343(a)(1)(i)(B) § 61.343(c) § 61.343(d) § 61.349(a) § 61.349(a)(1)(i) § 61.349(a)(1)(ii) § 61.349(a)(1)(ii)(B) § 61.349(a)(1)(iii) § 61.349(a)(1)(iv) § 61.349(b) § 61.349(e) § 61.349(f) § 61.349(g)	The owner or operator shall install, operate, and maintain a fixed-roof and closed-vent system that routes all organic vapors vented from the tank to a control device.	§ 61.343(a)(1)(i)(A) § 61.343(c) § 61.349(a)(1)(i) § 61.349(a)(1)(ii) § 61.349(f) § 61.354(c) § 61.354(c)(3) § 61.354(f)(1) [G]§ 61.355(h)	§ 61.349(a)(1)(ii) § 61.354(c) § 61.354(c)(3) § 61.356(d) § 61.356(f) § 61.356(f)(1) § 61.356(g) § 61.356(h) § 61.356(j) § 61.356(j)(1) § 61.356(j)(2) § 61.356(j)(3) § 61.356(j)(3)(i) § 61.356(j)(7)	§ 61.357(d)(7) § 61.357(d)(7)(iv) § 61.357(d)(7)(iv)(F)
OC6L8CT800	EU	R5760-01	Highly Reactive VOC	30 TAC Chapter 115, HRVOC Cooling Towers	§ 115.767(6) § 115.764(e)(2) § 115.766(i)	All sites that are subject to this division and that are located in the Houston/ Galveston/Brazoria area as defined in § 115.10, excluding Harris County, are exempt from § 115.761(b) and (c)(2), except as provided in § 115.769(a)(3).	§ 115.764(a)(3) [G]§ 115.764(a)(6) § 115.764(c) § 115.764(e)(2)	§ 115.766(a)(1) § 115.766(a)(2) § 115.766(a)(3) § 115.766(a)(5) § 115.766(a)(6) § 115.766(c) [G]§ 115.766(f) § 115.766(i)(1)	§ 115.766(i)(2)
OC6L8D069	EU	R5131-01	VOC	30 TAC Chapter 115, Water Separation	§ 115.132(a)(1)	VOC water separators must have each compartment totally enclosed with all openings sealed. Gauging and sampling devices shall	[G]§ 115.135(a) § 115.136(a)(3) § 115.136(a)(4) ** See Periodic Monitoring Summary	§ 115.136(a)(3) § 115.136(a)(4)	None

Applicable Requirements Summary

Unit Group Process ID No.	Unit Group Processes Type	SOP Index No.	Pollutant	State Rule or Federal Regulation Name	Emission Limitation, Standard or Equipment Specification Citation	Textual Description (See Special Term and Condition 1.B.)	Monitoring And Testing Requirements	Recordkeeping Requirements (30 TAC § 122.144)	Reporting Requirements (30 TAC § 122.145)
						be vapor-tight except during use.			
OC6L8D069	EU	61FF-01	Benzene	40 CFR Part 61, Subpart FF	§ 61.347(a)(1) § 61.347(a)(1)(i)(A) § 61.347(a)(1)(i)(B) § 61.347(b) § 61.347(c) § 61.349(a) § 61.349(a)(1)(i) § 61.349(a)(1)(ii) § 61.349(a)(1)(ii)(B) § 61.349(a)(1)(iii) § 61.349(a)(1)(iv) § 61.349(a)(2)(i)(A) § 61.349(b) § 61.349(e) § 61.349(f) § 61.349(g)	Install, operate, and maintain a fixed-roof and closed-vent system that routes all organic vapors vented from the oil-water separator to a control device.	§ 61.347(a)(1)(i)(A) § 61.347(b) § 61.349(a)(1)(i) § 61.349(a)(1)(ii) § 61.349(e) § 61.349(f) § 61.354(c) § 61.354(c)(1) § 61.354(f)(1) [G]§ 61.355(h) § 61.355(i)(1) § 61.355(i)(2) § 61.355(i)(3)(i) § 61.355(i)(3)(ii) § 61.355(i)(3)(ii)(A) § 61.355(i)(3)(ii)(B) § 61.355(i)(3)(ii)(C) § 61.355(i)(3)(iii) § 61.355(i)(3)(iv) § 61.355(i)(4)	§ 61.349(a)(1)(ii) § 61.354(c) § 61.354(c)(1) § 61.355(i)(1) § 61.355(i)(3)(ii)(A) § 61.356(d) § 61.356(f) § 61.356(f)(1) [G]§ 61.356(f)(3) § 61.356(g) § 61.356(h) § 61.356(j) § 61.356(j)(1) § 61.356(j)(2) § 61.356(j)(3) § 61.356(j)(3)(i) § 61.356(j)(4)	§ 61.357(d)(7) § 61.357(d)(7)(iv) § 61.357(d)(7)(iv)(A)
OC6L8D069	EU	61FF-02	Benzene	40 CFR Part 61, Subpart FF	§ 61.347(a)(1) § 60.18 § 61.347(a)(1)(i)(A) § 61.347(a)(1)(i)(B) § 61.347(b) § 61.347(c) § 61.349(a) § 61.349(a)(1)(i) § 61.349(a)(1)(ii) § 61.349(a)(1)(ii)(B) § 61.349(a)(1)(iii) § 61.349(a)(1)(iv) § 61.349(b) § 61.349(e) § 61.349(f) § 61.349(g)	Install, operate, and maintain a fixed-roof and closed-vent system that routes all organic vapors vented from the oil-water separator to a control device.	§ 60.18(f)(2) § 61.347(a)(1)(i)(A) § 61.347(b) § 61.349(a)(1)(i) § 61.349(a)(1)(ii) § 61.349(e) § 61.349(f) § 61.354(c) § 61.354(c)(3) § 61.354(f)(1) [G]§ 61.355(h)	§ 61.349(a)(1)(ii) § 61.354(c) § 61.354(c)(3) § 61.356(d) § 61.356(f) § 61.356(f)(1) § 61.356(g) § 61.356(h) § 61.356(j) § 61.356(j)(1) § 61.356(j)(2) § 61.356(j)(3) § 61.356(j)(3)(i) § 61.356(j)(7)	§ 61.357(d)(7) § 61.357(d)(7)(iv) § 61.357(d)(7)(iv)(F)

Applicable Requirements Summary

Unit Group Process ID No.	Unit Group Process Type	SOP Index No.	Pollutant	State Rule or Federal Regulation Name	Emission Limitation, Standard or Equipment Specification Citation	Textual Description (See Special Term and Condition 1.B.)	Monitoring And Testing Requirements	Recordkeeping Requirements (30 TAC § 122.144)	Reporting Requirements (30 TAC § 122.145)
OC6L8D1015	EU	61FF-01	Benzene	40 CFR Part 61, Subpart FF	§ 61.343(a)(1) § 61.343(a)(1)(i)(A) § 61.343(a)(1)(i)(B) § 61.343(c) § 61.343(d) § 61.349(a) § 61.349(a)(1)(i) § 61.349(a)(1)(ii) § 61.349(a)(1)(ii)(B) § 61.349(a)(1)(iii) § 61.349(a)(1)(iv) § 61.349(a)(2)(i)(A) § 61.349(b) § 61.349(e) § 61.349(f) § 61.349(g)	The owner or operator shall install, operate, and maintain a fixed-roof and closed-vent system that routes all organic vapors vented from the tank to a control device.	§ 61.343(a)(1)(i)(A) § 61.343(c) § 61.349(a)(1)(i) § 61.349(a)(1)(ii) § 61.349(e) § 61.349(f) § 61.354(c) § 61.354(c)(2) § 61.354(f)(1) [G]§ 61.355(h) § 61.355(i)(1) § 61.355(i)(2) § 61.355(i)(3)(i) § 61.355(i)(3)(ii) § 61.355(i)(3)(ii)(A) § 61.355(i)(3)(ii)(B) § 61.355(i)(3)(ii)(C) § 61.355(i)(3)(iii) § 61.355(i)(3)(iv) § 61.355(i)(4)	§ 61.349(a)(1)(ii) § 61.354(c) § 61.354(c)(2) § 61.355(i)(1) § 61.355(i)(3)(ii)(A) § 61.356(d) § 61.356(f) § 61.356(f)(1) [G]§ 61.356(f)(3) § 61.356(g) § 61.356(h) § 61.356(j) § 61.356(j)(1) § 61.356(j)(2) § 61.356(j)(3) § 61.356(j)(3)(i) § 61.356(j)(5)	§ 61.357(d)(7) § 61.357(d)(7)(iv) § 61.357(d)(7)(iv)(B)
OC6L8D1015	EU	61FF-02	Benzene	40 CFR Part 61, Subpart FF	§ 61.343(a)(1) § 60.18 § 61.343(a)(1)(i)(A) § 61.343(a)(1)(i)(B) § 61.343(c) § 61.343(d) § 61.349(a) § 61.349(a)(1)(i) § 61.349(a)(1)(ii) § 61.349(a)(1)(ii)(B) § 61.349(a)(1)(iii) § 61.349(a)(1)(iv) § 61.349(b) § 61.349(e) § 61.349(f) § 61.349(g)	The owner or operator shall install, operate, and maintain a fixed-roof and closed-vent system that routes all organic vapors vented from the tank to a control device.	§ 61.343(a)(1)(i)(A) § 61.343(c) § 61.349(a)(1)(i) § 61.349(a)(1)(ii) § 61.349(e) § 61.349(f) § 61.354(c) § 61.354(c)(3) § 61.354(f)(1) [G]§ 61.355(h)	§ 61.349(a)(1)(ii) § 61.354(c) § 61.354(c)(3) § 61.356(d) § 61.356(f) § 61.356(f)(1) § 61.356(g) § 61.356(h) § 61.356(j) § 61.356(j)(1) § 61.356(j)(2) § 61.356(j)(3) § 61.356(j)(3)(i) § 61.356(j)(7)	§ 61.357(d)(7) § 61.357(d)(7)(iv) § 61.357(d)(7)(iv)(F)
OC6L8D1080	EU	61FF-01	Benzene	40 CFR Part 61, Subpart FF	§ 61.343(a)(1) § 61.343(a)(1)(i)(A)	The owner or operator shall install, operate, and	§ 61.343(a)(1)(i)(A) § 61.343(c)	§ 61.349(a)(1)(ii) § 61.354(c)	§ 61.357(d)(7) § 61.357(d)(7)(iv)

Applicable Requirements Summary

Unit Group Process ID No.	Unit Group Process Type	SOP Index No.	Pollutant	State Rule or Federal Regulation Name	Emission Limitation, Standard or Equipment Specification Citation	Textual Description (See Special Term and Condition 1.B.)	Monitoring And Testing Requirements	Recordkeeping Requirements (30 TAC § 122.144)	Reporting Requirements (30 TAC § 122.145)
					§ 61.343(a)(1)(i)(B) § 61.343(c) § 61.343(d) § 61.349(a) § 61.349(a)(1)(i) § 61.349(a)(1)(ii) § 61.349(a)(1)(ii)(B) § 61.349(a)(1)(iii) § 61.349(a)(1)(iv) § 61.349(a)(2)(i)(A) § 61.349(b) § 61.349(e) § 61.349(f) § 61.349(g)	maintain a fixed-roof and closed-vent system that routes all organic vapors vented from the tank to a control device.	§ 61.349(a)(1)(i) § 61.349(a)(1)(ii) § 61.349(e) § 61.349(f) § 61.354(c) § 61.354(c)(2) § 61.354(f)(1) [G]§ 61.355(h) § 61.355(i)(1) § 61.355(i)(2) § 61.355(i)(3)(i) § 61.355(i)(3)(ii) § 61.355(i)(3)(ii)(A) § 61.355(i)(3)(ii)(B) § 61.355(i)(3)(ii)(C) § 61.355(i)(3)(iii) § 61.355(i)(3)(iv) § 61.355(i)(4)	§ 61.354(c)(2) § 61.355(i)(1) § 61.355(i)(3)(ii)(A) § 61.356(d) § 61.356(f) § 61.356(f)(1) [G]§ 61.356(f)(3) § 61.356(g) § 61.356(h) § 61.356(j) § 61.356(j)(1) § 61.356(j)(2) § 61.356(j)(3) § 61.356(j)(3)(i) § 61.356(j)(5)	§ 61.357(d)(7)(iv)(B)
OC6L8D1080	EU	61FF-02	Benzene	40 CFR Part 61, Subpart FF	§ 61.343(a)(1) § 60.18 § 61.343(a)(1)(i)(A) § 61.343(a)(1)(i)(B) § 61.343(c) § 61.343(d) § 61.349(a) § 61.349(a)(1)(i) § 61.349(a)(1)(ii) § 61.349(a)(1)(ii)(B) § 61.349(a)(1)(iii) § 61.349(a)(1)(iv) § 61.349(b) § 61.349(e) § 61.349(f) § 61.349(g)	The owner or operator shall install, operate, and maintain a fixed-roof and closed-vent system that routes all organic vapors vented from the tank to a control device.	§ 61.343(a)(1)(i)(A) § 61.343(c) § 61.349(a)(1)(i) § 61.349(a)(1)(ii) § 61.349(e) § 61.349(f) § 61.354(c) § 61.354(c)(3) § 61.354(f)(1) [G]§ 61.355(h)	§ 61.349(a)(1)(ii) § 61.354(c) § 61.354(c)(3) § 61.356(d) § 61.356(f) § 61.356(f)(1) § 61.356(g) § 61.356(h) § 61.356(j) § 61.356(j)(1) § 61.356(j)(2) § 61.356(j)(3) § 61.356(j)(3)(i) § 61.356(j)(7)	§ 61.357(d)(7) § 61.357(d)(7)(iv) § 61.357(d)(7)(iv)(F)
OC6L8D1081	EU	61FF-01	Benzene	40 CFR Part 61, Subpart FF	§ 61.343(a)(1) § 61.343(a)(1)(i)(A) § 61.343(a)(1)(i)(B) § 61.343(c)	The owner or operator shall install, operate, and maintain a fixed-roof and closed-vent system that	§ 61.343(a)(1)(i)(A) § 61.343(c) § 61.349(a)(1)(i) § 61.349(a)(1)(ii)	§ 61.349(a)(1)(ii) § 61.354(c) § 61.354(c)(2) § 61.355(i)(1)	§ 61.357(d)(7) § 61.357(d)(7)(iv) § 61.357(d)(7)(iv)(B)

Applicable Requirements Summary

Unit Group Process ID No.	Unit Group Process Type	SOP Index No.	Pollutant	State Rule or Federal Regulation Name	Emission Limitation, Standard or Equipment Specification Citation	Textual Description (See Special Term and Condition 1.B.)	Monitoring And Testing Requirements	Recordkeeping Requirements (30 TAC § 122.144)	Reporting Requirements (30 TAC § 122.145)
					§ 61.343(d) § 61.349(a) § 61.349(a)(1)(i) § 61.349(a)(1)(ii) § 61.349(a)(1)(ii)(B) § 61.349(a)(1)(iii) § 61.349(a)(1)(iv) § 61.349(a)(2)(i)(A) § 61.349(b) § 61.349(e) § 61.349(f) § 61.349(g)	routes all organic vapors vented from the tank to a control device.	§ 61.349(e) § 61.349(f) § 61.354(c) § 61.354(c)(2) § 61.354(f)(1) [G]§ 61.355(h) § 61.355(i)(1) § 61.355(i)(2) § 61.355(i)(3)(i) § 61.355(i)(3)(ii) § 61.355(i)(3)(ii)(A) § 61.355(i)(3)(ii)(B) § 61.355(i)(3)(ii)(C) § 61.355(i)(3)(iii) § 61.355(i)(3)(iv) § 61.355(i)(4)	§ 61.355(i)(3)(ii)(A) § 61.356(d) § 61.356(f) § 61.356(f)(1) [G]§ 61.356(f)(3) § 61.356(g) § 61.356(h) § 61.356(j) § 61.356(j)(1) § 61.356(j)(2) § 61.356(j)(3) § 61.356(j)(3)(i) § 61.356(j)(5)	
OC6L8D1081	EU	61FF-02	Benzene	40 CFR Part 61, Subpart FF	§ 61.343(a)(1) § 60.18 § 61.343(a)(1)(i)(A) § 61.343(a)(1)(i)(B) § 61.343(c) § 61.343(d) § 61.349(a) § 61.349(a)(1)(i) § 61.349(a)(1)(ii) § 61.349(a)(1)(ii)(B) § 61.349(a)(1)(iii) § 61.349(a)(1)(iv) § 61.349(b) § 61.349(e) § 61.349(f) § 61.349(g)	The owner or operator shall install, operate, and maintain a fixed-roof and closed-vent system that routes all organic vapors vented from the tank to a control device.	§ 61.343(a)(1)(i)(A) § 61.343(c) § 61.349(a)(1)(i) § 61.349(a)(1)(ii) § 61.349(e) § 61.349(f) § 61.354(c) § 61.354(c)(3) § 61.354(f)(1) [G]§ 61.355(h)	§ 61.349(a)(1)(ii) § 61.354(c) § 61.354(c)(3) § 61.356(d) § 61.356(f) § 61.356(f)(1) § 61.356(g) § 61.356(h) § 61.356(j) § 61.356(j)(1) § 61.356(j)(2) § 61.356(j)(3) § 61.356(j)(3)(i) § 61.356(j)(7)	§ 61.357(d)(7) § 61.357(d)(7)(iv) § 61.357(d)(7)(iv)(F)
OC6L8D1180	EU	61FF-01	Benzene	40 CFR Part 61, Subpart FF	§ 61.343(a)(1) § 61.343(a)(1)(i)(A) § 61.343(a)(1)(i)(B) § 61.343(c) § 61.343(d) § 61.349(a)	The owner or operator shall install, operate, and maintain a fixed-roof and closed-vent system that routes all organic vapors vented from the tank to a	§ 61.343(a)(1)(i)(A) § 61.343(c) § 61.349(a)(1)(i) § 61.349(a)(1)(ii) § 61.349(e) § 61.349(f)	§ 61.349(a)(1)(ii) § 61.354(c) § 61.354(c)(2) § 61.355(i)(1) § 61.355(i)(3)(ii)(A) § 61.356(d)	§ 61.357(d)(7) § 61.357(d)(7)(iv) § 61.357(d)(7)(iv)(B)

Applicable Requirements Summary

Unit Group Process ID No.	Unit Group Process Type	SOP Index No.	Pollutant	State Rule or Federal Regulation Name	Emission Limitation, Standard or Equipment Specification Citation	Textual Description (See Special Term and Condition 1.B.)	Monitoring And Testing Requirements	Recordkeeping Requirements (30 TAC § 122.144)	Reporting Requirements (30 TAC § 122.145)
					§ 61.349(a)(1)(i) § 61.349(a)(1)(ii) § 61.349(a)(1)(ii)(B) § 61.349(a)(1)(iii) § 61.349(a)(1)(iv) § 61.349(a)(2)(i)(A) § 61.349(b) § 61.349(e) § 61.349(f) § 61.349(g)	control device.	§ 61.354(c) § 61.354(c)(2) § 61.354(f)(1) [G]§ 61.355(h) § 61.355(i)(1) § 61.355(i)(2) § 61.355(i)(3)(i) § 61.355(i)(3)(ii) § 61.355(i)(3)(ii)(A) § 61.355(i)(3)(ii)(B) § 61.355(i)(3)(ii)(C) § 61.355(i)(3)(iii) § 61.355(i)(3)(iv) § 61.355(i)(4)	§ 61.356(f) § 61.356(f)(1) [G]§ 61.356(f)(3) § 61.356(g) § 61.356(h) § 61.356(j) § 61.356(j)(1) § 61.356(j)(2) § 61.356(j)(3) § 61.356(j)(3)(i) § 61.356(j)(5)	
OC6L8D1180	EU	61FF-02	Benzene	40 CFR Part 61, Subpart FF	§ 61.343(a)(1) § 60.18 § 61.343(a)(1)(i)(A) § 61.343(a)(1)(i)(B) § 61.343(c) § 61.343(d) § 61.349(a) § 61.349(a)(1)(i) § 61.349(a)(1)(ii) § 61.349(a)(1)(ii)(B) § 61.349(a)(1)(iii) § 61.349(a)(1)(iv) § 61.349(b) § 61.349(e) § 61.349(f) § 61.349(g)	The owner or operator shall install, operate, and maintain a fixed-roof and closed-vent system that routes all organic vapors vented from the tank to a control device.	§ 61.343(a)(1)(i)(A) § 61.343(c) § 61.349(a)(1)(i) § 61.349(a)(1)(ii) § 61.349(e) § 61.349(f) § 61.354(c) § 61.354(c)(3) § 61.354(f)(1) [G]§ 61.355(h)	§ 61.349(a)(1)(ii) § 61.354(c) § 61.354(c)(3) § 61.356(d) § 61.356(f) § 61.356(f)(1) § 61.356(g) § 61.356(h) § 61.356(j) § 61.356(j)(1) § 61.356(j)(2) § 61.356(j)(3) § 61.356(j)(3)(i) § 61.356(j)(7)	§ 61.357(d)(7) § 61.357(d)(7)(iv) § 61.357(d)(7)(iv)(F)
OC6L8D1181	EU	R5140-01	VOC	30 TAC Chapter 115, Industrial Wastewater	§ 115.142(1) § 115.142 § 115.142(1)(A) § 115.142(1)(B) § 115.142(1)(C) § 115.142(1)(E) § 115.142(1)(G) [G]§ 115.142(1)(H)	The wastewater component shall meet the specified control requirements.	[G]§ 115.142(1)(H) [G]§ 115.144(1) § 115.144(3)(A) § 115.144(5) § 115.145 § 115.145(1) § 115.145(10) [G]§ 115.145(2)	[G]§ 115.142(1)(H) § 115.144(3)(A) § 115.146(1) § 115.146(2) § 115.146(3) § 115.146(4)	None

Applicable Requirements Summary

Unit Group Process ID No.	Unit Group Process Type	SOP Index No.	Pollutant	State Rule or Federal Regulation Name	Emission Limitation, Standard or Equipment Specification Citation	Textual Description (See Special Term and Condition 1.B.)	Monitoring And Testing Requirements	Recordkeeping Requirements (30 TAC § 122.144)	Reporting Requirements (30 TAC § 122.145)
					[G]§ 115.148		[G]§ 115.145(3) § 115.145(4) § 115.145(5) § 115.145(6) § 115.145(7) § 115.145(9) [G]§ 115.148		
OC6L8D1181	EU	R5140-02	VOC	30 TAC Chapter 115, Industrial Wastewater	§ 115.143(a) [G]§ 115.148 § 115.910 § 63.1103(e)(4)(xii) § 63.1103(e)(4)(xiii)	The Executive Director may approve alternate methods of demonstrating and documenting continuous compliance with applicable control requirements, if emission reductions are equivalent.	§ 115.145 § 115.145(1) § 115.145(10) [G]§ 115.145(2) [G]§ 115.145(3) § 115.145(4) § 115.145(5) § 115.145(6) § 115.145(7) § 115.145(9) [G]§ 115.148 **See Alternative Requirement	§ 115.146(1) § 115.146(2) § 115.146(3) § 115.146(4)	§ 115.143(a)
OC6L8D1181	EU	61FF-01	Benzene	40 CFR Part 61, Subpart FF	§ 61.347(a)(1) § 61.347(a)(1)(i)(A) § 61.347(a)(1)(i)(B) § 61.347(b) § 61.347(c) § 61.349(a) § 61.349(a)(1)(i) § 61.349(a)(1)(ii) § 61.349(a)(1)(ii)(B) § 61.349(a)(1)(iii) § 61.349(a)(1)(iv) § 61.349(a)(2)(i)(A) § 61.349(b) § 61.349(e) § 61.349(f) § 61.349(g)	Install, operate, and maintain a fixed-roof and closed-vent system that routes all organic vapors vented from the oil-water separator to a control device.	§ 61.347(a)(1)(i)(A) § 61.347(b) § 61.349(a)(1)(i) § 61.349(a)(1)(ii) § 61.349(a)(1)(ii)(B) § 61.349(a)(1)(iii) [G]§ 61.355(h) § 61.355(i)(1) § 61.355(i)(2) § 61.355(i)(3)(i) § 61.355(i)(3)(ii) § 61.355(i)(3)(ii)(A) § 61.355(i)(3)(ii)(B) § 61.355(i)(3)(ii)(C) § 61.355(i)(3)(iii)	§ 61.349(a)(1)(ii) § 61.354(c) § 61.354(c)(1) § 61.355(i)(1) § 61.355(i)(3)(ii)(A) § 61.356(d) § 61.356(f) § 61.356(f)(1) [G]§ 61.356(f)(3) § 61.356(g) § 61.356(h) § 61.356(j) § 61.356(j)(1) § 61.356(j)(2) § 61.356(j)(3) § 61.356(j)(3)(i) § 61.356(j)(4)	§ 61.357(d)(7) § 61.357(d)(7)(iv) § 61.357(d)(7)(iv)(A)

Applicable Requirements Summary

Unit Group Process ID No.	Unit Group Process Type	SOP Index No.	Pollutant	State Rule or Federal Regulation Name	Emission Limitation, Standard or Equipment Specification Citation	Textual Description (See Special Term and Condition 1.B.)	Monitoring And Testing Requirements	Recordkeeping Requirements (30 TAC § 122.144)	Reporting Requirements (30 TAC § 122.145)
							§ 61.355(i)(3)(iv) § 61.355(i)(4)		
OC6L8D1181	EU	61FF-02	Benzene	40 CFR Part 61, Subpart FF	§ 61.347(a)(1) § 60.18 § 61.347(a)(1)(i)(A) § 61.347(a)(1)(i)(B) § 61.347(b) § 61.347(c) § 61.349(a) § 61.349(a)(1)(i) § 61.349(a)(1)(ii) § 61.349(a)(1)(ii)(B) § 61.349(a)(1)(iii) § 61.349(a)(1)(iv) § 61.349(b) § 61.349(e) § 61.349(f) § 61.349(g)	Install, operate, and maintain a fixed-roof and closed-vent system that routes all organic vapors vented from the oil-water separator to a control device.	§ 60.18(f)(2) § 61.347(a)(1)(i)(A) § 61.347(b) § 61.349(a)(1)(i) § 61.349(a)(1)(ii) § 61.349(e) § 61.349(f) § 61.354(c) § 61.354(c)(3) § 61.354(f)(1) [G]§ 61.355(h)	§ 61.349(a)(1)(ii) § 61.354(c) § 61.354(c)(3) § 61.356(d) § 61.356(f) § 61.356(f)(1) § 61.356(g) § 61.356(h) § 61.356(j) § 61.356(j)(1) § 61.356(j)(2) § 61.356(j)(3) § 61.356(j)(3)(i) § 61.356(j)(7)	§ 61.357(d)(7) § 61.357(d)(7)(iv) § 61.357(d)(7)(iv)(F)
OC6L8D1540	EU	R5112-01	VOC	30 TAC Chapter 115, Storage of VOCs	§ 115.111(a)(1)	Except as provided in § 115.118, a storage tank storing VOC with a true vapor pressure less than 1.5 psia is exempt from the requirements of this division.	[G]§ 115.117	§ 115.118(a)(1) § 115.118(a)(5) § 115.118(a)(7)	None
OC6L8D169	EU	R5140-01	VOC	30 TAC Chapter 115, Industrial Wastewater	§ 115.142(1) § 115.142 § 115.142(1)(A) § 115.142(1)(B) § 115.142(1)(C) § 115.142(1)(E) § 115.142(1)(G) [G]§ 115.142(1)(H) [G]§ 115.148	The wastewater component shall meet the specified control requirements.	[G]§ 115.142(1)(H) [G]§ 115.144(1) § 115.144(3)(A) § 115.144(5) § 115.145 § 115.145(1) § 115.145(10) [G]§ 115.145(2) [G]§ 115.145(3) § 115.145(4) § 115.145(5) § 115.145(6) § 115.145(7)	[G]§ 115.142(1)(H) § 115.144(3)(A) § 115.146(1) § 115.146(2) § 115.146(3) § 115.146(4)	None

Applicable Requirements Summary

Unit Group Process ID No.	Unit Group Processes Type	SOP Index No.	Pollutant	State Rule or Federal Regulation Name	Emission Limitation, Standard or Equipment Specification Citation	Textual Description (See Special Term and Condition 1.B.)	Monitoring And Testing Requirements	Recordkeeping Requirements (30 TAC § 122.144)	Reporting Requirements (30 TAC § 122.145)
							§ 115.145(9) [G]§ 115.148		
OC6L8D169	EU	R5140-02	VOC	30 TAC Chapter 115, Industrial Wastewater	§ 115.143(a) [G]§ 115.148 § 115.910 § 63.1103(e)(4)(xii) § 63.1103(e)(4)(xiii)	The Executive Director may approve alternate methods of demonstrating and documenting continuous compliance with applicable control requirements, if emission reductions are equivalent.	§ 115.145 § 115.145(1) § 115.145(10) [G]§ 115.145(2) [G]§ 115.145(3) § 115.145(4) § 115.145(5) § 115.145(6) § 115.145(7) § 115.145(9) [G]§ 115.148 **See Alternative Requirement	§ 115.146(1) § 115.146(2) § 115.146(3) § 115.146(4)	§ 115.143(a)
OC6L8D169	EU	61FF-01	Benzene	40 CFR Part 61, Subpart FF	§ 61.347(a)(1) § 61.347(a)(1)(i)(A) § 61.347(a)(1)(i)(B) § 61.347(b) § 61.347(c) § 61.349(a) § 61.349(a)(1)(i) § 61.349(a)(1)(ii) § 61.349(a)(1)(ii)(B) § 61.349(a)(1)(iii) § 61.349(a)(1)(iv) § 61.349(a)(2)(i)(A) § 61.349(b) § 61.349(e) § 61.349(f) § 61.349(g)	Install, operate, and maintain a fixed-roof and closed-vent system that routes all organic vapors vented from the oil-water separator to a control device.	§ 61.347(a)(1)(i)(A) § 61.347(b) § 61.349(a)(1)(i) § 61.349(a)(1)(ii) § 61.349(a)(1)(ii) § 61.349(e) § 61.349(f) § 61.354(c) § 61.354(c)(1) § 61.354(f)(1) [G]§ 61.355(h) § 61.355(i)(1) § 61.355(i)(2) § 61.355(i)(3)(i) § 61.355(i)(3)(ii) § 61.355(i)(3)(ii)(A) § 61.355(i)(3)(ii)(B) § 61.355(i)(3)(ii)(C) § 61.355(i)(3)(iii) § 61.355(i)(3)(iv) § 61.355(i)(4)	§ 61.349(a)(1)(ii) § 61.354(c) § 61.354(c)(1) § 61.355(i)(1) § 61.355(i)(3)(ii)(A) § 61.355(i)(3)(ii)(B) § 61.355(i)(3)(ii)(C) § 61.356(d) § 61.356(f) § 61.356(f)(1) [G]§ 61.356(f)(3) § 61.356(g) § 61.356(h) § 61.356(j) § 61.356(j)(1) § 61.356(j)(2) § 61.356(j)(3) § 61.356(j)(3)(i) § 61.356(j)(4)	§ 61.357(d)(7) § 61.357(d)(7)(iv) § 61.357(d)(7)(iv)(A)
OC6L8D169	EU	61FF-02	Benzene	40 CFR Part 61, Subpart FF	§ 61.347(a)(1) § 60.18 § 61.347(a)(1)(i)(A)	Install, operate, and maintain a fixed-roof and closed-vent system that	§ 60.18(f)(2) § 61.347(a)(1)(i)(A) § 61.347(b)	§ 61.349(a)(1)(ii) § 61.354(c) § 61.354(c)(3)	§ 61.357(d)(7) § 61.357(d)(7)(iv) § 61.357(d)(7)(iv)(F)

Applicable Requirements Summary

Unit Group Process ID No.	Unit Group Process Type	SOP Index No.	Pollutant	State Rule or Federal Regulation Name	Emission Limitation, Standard or Equipment Specification Citation	Textual Description (See Special Term and Condition 1.B.)	Monitoring And Testing Requirements	Recordkeeping Requirements (30 TAC § 122.144)	Reporting Requirements (30 TAC § 122.145)
					§ 61.347(a)(1)(i)(B) § 61.347(b) § 61.347(c) § 61.349(a) § 61.349(a)(1)(i) § 61.349(a)(1)(ii) § 61.349(a)(1)(ii)(B) § 61.349(a)(1)(iii) § 61.349(a)(1)(iv) § 61.349(b) § 61.349(e) § 61.349(f) § 61.349(g)	routes all organic vapors vented from the oil-water separator to a control device.	§ 61.349(a)(1)(i) § 61.349(a)(1)(ii) § 61.349(e) § 61.349(f) § 61.354(c) § 61.354(c)(3) § 61.354(f)(1) [G]§ 61.355(h)	§ 61.356(d) § 61.356(f) § 61.356(f)(1) § 61.356(g) § 61.356(h) § 61.356(j) § 61.356(j)(1) § 61.356(j)(2) § 61.356(j)(3) § 61.356(j)(3)(i) § 61.356(j)(7)	
OC6L8D230	EU	61FF-01	Benzene	40 CFR Part 61, Subpart FF	§ 61.343(a)(1) § 60.18 § 61.343(a)(1)(i)(A) § 61.343(a)(1)(i)(B) § 61.343(c) § 61.343(d) § 61.349(a) § 61.349(a)(1)(i) § 61.349(a)(1)(ii) § 61.349(a)(1)(ii)(B) § 61.349(a)(1)(iii) § 61.349(a)(1)(iv) § 61.349(b) § 61.349(e) § 61.349(f) § 61.349(g)	The owner or operator shall install, operate, and maintain a fixed-roof and closed-vent system that routes all organic vapors vented from the tank to a control device.	§ 61.343(a)(1)(i)(A) § 61.343(c) § 61.349(a)(1)(i) § 61.349(a)(1)(ii) § 61.349(e) § 61.349(f) § 61.354(c) § 61.354(c)(3) § 61.354(f)(1) [G]§ 61.355(h)	§ 61.349(a)(1)(ii) § 61.354(c) § 61.354(c)(3) § 61.356(d) § 61.356(f) § 61.356(f)(1) § 61.356(g) § 61.356(h) § 61.356(j) § 61.356(j)(1) § 61.356(j)(2) § 61.356(j)(3) § 61.356(j)(3)(i) § 61.356(j)(7)	§ 61.357(d)(7) § 61.357(d)(7)(iv) § 61.357(d)(7)(iv)(F)
OC6L8D27	EU	R5131-01	VOC	30 TAC Chapter 115, Water Separation	§ 115.132(a)(1)	VOC water separators must have each compartment totally enclosed with all openings sealed. Gauging and sampling devices shall be vapor-tight except during use.	[G]§ 115.135(a) § 115.136(a)(3) § 115.136(a)(4) ** See Periodic Monitoring Summary	§ 115.136(a)(3) § 115.136(a)(4)	None
OC6L8D280	EU	R5140-01	VOC	30 TAC Chapter 115, Industrial	§ 115.142(1) § 115.142	The wastewater component shall meet the specified	[G]§ 115.142(1)(H) [G]§ 115.144(1)	[G]§ 115.142(1)(H) § 115.144(3)(A)	None

Applicable Requirements Summary

Unit Group Process ID No.	Unit Group Processes Type	SOP Index No.	Pollutant	State Rule or Federal Regulation Name	Emission Limitation, Standard or Equipment Specification Citation	Textual Description (See Special Term and Condition 1.B.)	Monitoring And Testing Requirements	Recordkeeping Requirements (30 TAC § 122.144)	Reporting Requirements (30 TAC § 122.145)
				Wastewater	§ 115.142(1)(A) § 115.142(1)(B) § 115.142(1)(C) § 115.142(1)(E) § 115.142(1)(G) [G]§ 115.142(1)(H) [G]§ 115.148	control requirements.	§ 115.144(3)(A) § 115.144(5) § 115.145 § 115.145(1) § 115.145(10) [G]§ 115.145(2) [G]§ 115.145(3) § 115.145(4) § 115.145(5) § 115.145(6) § 115.145(7) § 115.145(9) [G]§ 115.148	§ 115.146(1) § 115.146(2) § 115.146(3) § 115.146(4)	
OC6L8D280	EU	R5140-02	VOC	30 TAC Chapter 115, Industrial Wastewater	§ 115.143(a) [G]§ 115.148 § 115.910 § 63.1103(e)(4)(xii) § 63.1103(e)(4)(xiii)	The Executive Director may approve alternate methods of demonstrating and documenting continuous compliance with applicable control requirements, if emission reductions are equivalent.	§ 115.145 § 115.145(1) § 115.145(10) [G]§ 115.145(2) [G]§ 115.145(3) § 115.145(4) § 115.145(5) § 115.145(6) § 115.145(7) § 115.145(9) [G]§ 115.148 **See Alternative Requirement	§ 115.146(1) § 115.146(2) § 115.146(3) § 115.146(4)	§ 115.143(a)
OC6L8D301	EU	R5131-01	VOC	30 TAC Chapter 115, Water Separation	§ 115.132(a)(1)	VOC water separators must have each compartment totally enclosed with all openings sealed. Gauging and sampling devices shall be vapor-tight except during use.	[G]§ 115.135(a) § 115.136(a)(3) § 115.136(a)(4) ** See Periodic Monitoring Summary	§ 115.136(a)(3) § 115.136(a)(4)	None
OC6L8D433	EU	R5131-01	VOC	30 TAC Chapter 115, Water Separation	§ 115.132(a)(1)	VOC water separators must have each compartment totally enclosed with all openings sealed. Gauging and sampling devices shall	[G]§ 115.135(a) § 115.136(a)(3) § 115.136(a)(4) ** See Periodic Monitoring Summary	§ 115.136(a)(3) § 115.136(a)(4)	None

Applicable Requirements Summary

Unit Group Process ID No.	Unit Group Process Type	SOP Index No.	Pollutant	State Rule or Federal Regulation Name	Emission Limitation, Standard or Equipment Specification Citation	Textual Description (See Special Term and Condition 1.B.)	Monitoring And Testing Requirements	Recordkeeping Requirements (30 TAC § 122.144)	Reporting Requirements (30 TAC § 122.145)
						be vapor-tight except during use.			
OC6L8D906	EU	61FF-01	Benzene	40 CFR Part 61, Subpart FF	§ 61.343(a)(1) § 60.18 § 61.343(a)(1)(i)(A) § 61.343(a)(1)(i)(B) § 61.343(c) § 61.343(d) § 61.349(a) § 61.349(a)(1)(i) § 61.349(a)(1)(ii) § 61.349(a)(1)(ii)(B) § 61.349(a)(1)(iii) § 61.349(a)(1)(iv) § 61.349(b) § 61.349(e) § 61.349(f) § 61.349(g)	The owner or operator shall install, operate, and maintain a fixed-roof and closed-vent system that routes all organic vapors vented from the tank to a control device.	§ 61.343(a)(1)(i)(A) § 61.343(c) § 61.349(a)(1)(i) § 61.349(a)(1)(ii) § 61.349(e) § 61.349(f) § 61.354(c) § 61.354(c)(3) § 61.354(f)(1) [G]§ 61.355(h)	§ 61.349(a)(1)(ii) § 61.354(c) § 61.354(c)(3) § 61.356(d) § 61.356(f) § 61.356(f)(1) § 61.356(g) § 61.356(h) § 61.356(j) § 61.356(j)(1) § 61.356(j)(2) § 61.356(j)(3) § 61.356(j)(3)(i) § 61.356(j)(7)	§ 61.357(d)(7) § 61.357(d)(7)(iv) § 61.357(d)(7)(iv)(F)
OC6L8D91	EU	R5112-01	VOC	30 TAC Chapter 115, Storage of VOCs	§ 115.113 § 115.910	Alternate means of compliance with the applicable control requirements or exemption criteria in this division may be approved per 30 TAC §115.910, if emission reductions are substantially equal.	None	None	None
OC6L8D91	EU	R5112-02	VOC	30 TAC Chapter 115, Storage of VOCs	§ 115.112(e)(1) § 115.112(e)(3)(A) § 115.112(e)(3)(A)(ii)	No person shall place, store, or hold VOC in any storage tank unless the storage tank is capable of maintaining working pressure sufficient at all times to prevent any vapor or gas loss to the atmosphere or is in compliance with the control requirements specified in	§ 115.115(a) § 115.115(a)(1) § 115.116(a)(1) [G]§ 115.117	§ 115.118(a)(4) § 115.118(a)(4)(A) § 115.118(a)(5) § 115.118(a)(7)	None

Applicable Requirements Summary

Unit Group Process ID No.	Unit Group Processes Type	SOP Index No.	Pollutant	State Rule or Federal Regulation Name	Emission Limitation, Standard or Equipment Specification Citation	Textual Description (See Special Term and Condition 1.B.)	Monitoring And Testing Requirements	Recordkeeping Requirements (30 TAC § 122.144)	Reporting Requirements (30 TAC § 122.145)
						Table 1 of this paragraph for VOC other than crude oil and condensate or Table 2 of subsection (a)(1) of this paragraph for crude oil and condensate.			
OC6L8D97	EU	R5112-01	VOC	30 TAC Chapter 115, Storage of VOCs	§ 115.113 § 115.910	Alternate means of compliance with the applicable control requirements or exemption criteria in this division may be approved per 30 TAC §115.910, if emission reductions are substantially equal.	None	None	None
OC6L8D97	EU	R5112-02	VOC	30 TAC Chapter 115, Storage of VOCs	§ 115.112(e)(1) § 115.112(e)(3)(A) § 115.112(e)(3)(A)(ii)	No person shall place, store, or hold VOC in any storage tank unless the storage tank is capable of maintaining working pressure sufficient at all times to prevent any vapor or gas loss to the atmosphere or is in compliance with the control requirements specified in Table 1 of this paragraph for VOC other than crude oil and condensate or Table 2 of subsection (a)(1) of this paragraph for crude oil and condensate.	§ 115.115(a) § 115.115(a)(1) § 115.116(a)(1) [G]§ 115.117	§ 115.118(a)(4) § 115.118(a)(4)(A) § 115.118(a)(5) § 115.118(a)(7)	None
OC6L8D97	EU	63EEEE-01	112(B) HAPS	40 CFR Part 63, Subpart EEEE	§ 63.2343(b)	Except as specified in §63.2343(b)(4), for each storage tank subject to this subpart having a capacity of 18.9 cubic meters (5,000 gallons) or more that is not	None	§ 63.2343(b)(3)	[G]§ 63.2343(b)(1)(i) § 63.2343(b)(2)(i) § 63.2343(b)(2)(ii) § 63.2386(b) [G]§ 63.2386(b)(1) [G]§ 63.2386(b)(2)

Applicable Requirements Summary

Unit Group Process ID No.	Unit Group Process Type	SOP Index No.	Pollutant	State Rule or Federal Regulation Name	Emission Limitation, Standard or Equipment Specification Citation	Textual Description (See Special Term and Condition 1.B.)	Monitoring And Testing Requirements	Recordkeeping Requirements (30 TAC § 122.144)	Reporting Requirements (30 TAC § 122.145)
						subject to control based on the criteria specified in Table 2 to this subpart, items 3 through 6 or in Table 2b to this subpart, items 1 through 3, you must comply with the requirements specified in §63.2343(b)(1) through (3).			§ 63.2386(b)(3) § 63.2386(b)-Table 11.1.a § 63.2386(c) § 63.2386(c)(1) § 63.2386(c)(10)(i) § 63.2386(c)(10)(ii) § 63.2386(c)(2) § 63.2386(c)(3) § 63.2386(d) § 63.2386(d)(4)(i) § 63.2386(f) [G]§ 63.2386(i) [G]§ 63.2386(j)
OC6L8F1	CD	R1111-01	Opacity	30 TAC Chapter 111, Visible Emissions	§ 111.111(a)(4)(A)	Visible emissions from a process gas flare shall not be permitted for more than five minutes in any two-hour period. Non-excessive upset events are subject to the provisions under §101.222(b).	§ 111.111(a)(4)(A)(i) § 111.111(a)(4)(A)(ii)	§ 111.111(a)(4)(A)(ii)	None
OC6L8F1	EP	R5720-01	Highly Reactive VOC	30 TAC Chapter 115, HRVOC Vent Gas	§ 115.722(d) § 115.722(d)(1) § 115.722(d)(2) [G]§ 115.725(d)(1) § 115.725(d)(2) § 115.725(d)(2)(A)(i) [G]§ 115.725(d)(2)(A)(ii) § 115.725(d)(2)(A)(iii) § 115.725(d)(2)(A)(iv) § 115.725(d)(2)(B) § 115.725(d)(2)(B)(i) § 115.725(d)(2)(B)(ii) § 115.725(d)(2)(B)(iii) § 115.725(d)(2)(B)(iv) § 115.725(d)(3) § 115.725(d)(4) § 115.725(d)(5) § 115.725(d)(6)	All flares must continuously meet the requirements of 40 CFR § 60.18(c)(2)-(6) and (d) as amended through October 17, 2000 (65 FR 61744) when vent gas containing HRVOC is being routed to the flare.	[G]§ 115.725(d)(1) § 115.725(d)(2) § 115.725(d)(2)(A)(i) [G]§ 115.725(d)(2)(A)(ii) § 115.725(d)(2)(A)(iii) § 115.725(d)(2)(A)(iv) § 115.725(d)(2)(B) § 115.725(d)(2)(B)(i) § 115.725(d)(2)(B)(ii) § 115.725(d)(2)(B)(iii) § 115.725(d)(2)(B)(iv) § 115.725(d)(3) § 115.725(d)(4) § 115.725(d)(5) § 115.725(d)(6)	§ 115.726(a)(1) § 115.726(a)(1)(A) § 115.726(d)(1) § 115.726(d)(2) § 115.726(d)(3) § 115.726(d)(4) § 115.726(i) § 115.726(j)(1) § 115.726(j)(2)	§ 115.725(n) § 115.726(a)(1)(B)

Applicable Requirements Summary

Unit Group Process ID No.	Unit Group Process Type	SOP Index No.	Pollutant	State Rule or Federal Regulation Name	Emission Limitation, Standard or Equipment Specification Citation	Textual Description (See Special Term and Condition 1.B.)	Monitoring And Testing Requirements	Recordkeeping Requirements (30 TAC § 122.144)	Reporting Requirements (30 TAC § 122.145)
					§ 115.725(d)(2)(B)(ii) § 115.725(d)(2)(B)(iii) § 115.725(d)(2)(B)(iv) [G]§ 115.725(l) § 115.725(n) § 63.1103(e)(4)		§ 115.725(d)(7) **See Alternative Requirement		
OC6L8F1	CD	60A-01	Opacity	40 CFR Part 60, Subpart A	§ 60.18(b) § 60.18(c)(1) § 60.18(c)(2) § 60.18(c)(3)(ii) § 60.18(c)(4)(i) § 60.18(c)(6) § 60.18(e)	Flares shall comply with paragraphs (c)-(f) of § 60.18.	§ 60.18(d) § 60.18(f)(1) § 60.18(f)(2) § 60.18(f)(3) § 60.18(f)(4)	None	None
OC6L8F1	CD	63A-01	Opacity	40 CFR Part 63, Subpart A	§ 63.11(b)(4) § 63.11(b)(1) § 63.11(b)(2) § 63.11(b)(3) § 63.11(b)(5) § 63.11(b)(6)(ii) § 63.11(b)(7)(i)	Flares shall be designed and operated with no visible emissions, except for periods of a total of 5 minutes or less during any 2 consecutive hrs. Test Method 22 in App. A of part 60 of this chapter shall be used.	§ 63.11(b)(4) § 63.11(b)(5) § 63.11(b)(7)(i)	None	None
OC6L8F1	CD	63CC-01	Opacity	40 CFR Part 63, Subpart CC	§ 63.670(c) § 63.670 § 63.670(b) § 63.670(o) [G]§ 63.670(o)(1) [G]§ 63.670(o)(2) [G]§ 63.670(o)(3) [G]§ 63.670(o)(4) [G]§ 63.670(o)(5) § 63.670(o)(6) [G]§ 63.670(o)(7) § 63.670(r)(4) [G]§ 63.671(c)	Visible emissions. The owner or operator shall specify the smokeless design capacity of each flare and operate with no visible emissions, except for periods not to exceed a total of 5 minutes during any 2 consecutive hours, when regulated material is routed to the flare and the flare vent gas flow rate is less than the smokeless design	§ 63.670(b) § 63.670(c) § 63.670(g) [G]§ 63.670(h) [G]§ 63.670(i) [G]§ 63.670(r) [G]§ 63.670(r)(1) [G]§ 63.671(a) [G]§ 63.671(b)	[G]§ 63.670(h) [G]§ 63.670(i) [G]§ 63.670(o)(1) [G]§ 63.670(o)(5) § 63.670(o)(6) § 63.670(p) [G]§ 63.671(a) [G]§ 63.671(b)	[G]§ 63.670(h) [G]§ 63.670(o)(2) § 63.670(q) § 63.670(r) [G]§ 63.670(r)(1) [G]§ 63.670(r)(2) [G]§ 63.670(r)(3) [G]§ 63.670(r)(4)

Applicable Requirements Summary

Unit Group Process ID No.	Unit Group Processes Type	SOP Index No.	Pollutant	State Rule or Federal Regulation Name	Emission Limitation, Standard or Equipment Specification Citation	Textual Description (See Special Term and Condition 1.B.)	Monitoring And Testing Requirements	Recordkeeping Requirements (30 TAC § 122.144)	Reporting Requirements (30 TAC § 122.145)
						capacity of the flare. The owner or operator shall monitor for visible emissions from the flare as specified in §63.670(h).			
OC6L8F1018	EU	R1111-01	Opacity	30 TAC Chapter 111, Visible Emissions	§ 111.111(a)(4)(A)	Visible emissions from a process gas flare shall not be permitted for more than five minutes in any two-hour period. Non-excessive upset events are subject to the provisions under §101.222(b).	§ 111.111(a)(4)(A)(i) § 111.111(a)(4)(A)(ii)	§ 111.111(a)(4)(A)(ii)	None
OC6L8F1018	EU	R5720-01	Highly Reactive VOC	30 TAC Chapter 115, HRVOC Vent Gas	§ 115.722(d) § 115.722(d)(1) § 115.722(d)(2) [G]§ 115.725(d)(1) § 115.725(d)(2) § 115.725(d)(2)(A)(i) [G]§ 115.725(d)(2)(A)(ii) § 115.725(d)(2)(A)(iii) § 115.725(d)(2)(A)(iv) § 115.725(d)(2)(B) § 115.725(d)(2)(B)(i) § 115.725(d)(2)(B)(ii) § 115.725(d)(2)(B)(iii) § 115.725(d)(2)(B)(iv) [G]§ 115.725(l) § 115.725(n) § 63.1103(e)(4)	All flares must continuously meet the requirements of 40 CFR § 60.18(c)(2)-(6) and (d) as amended through October 17, 2000 (65 FR 61744) when vent gas containing HRVOC is being routed to the flare.	[G]§ 115.725(d)(1) § 115.725(d)(2) § 115.725(d)(2)(A)(i) [G]§ 115.725(d)(2)(A)(ii) § 115.725(d)(2)(A)(iii) § 115.725(d)(2)(A)(iv) § 115.725(d)(2)(B) § 115.725(d)(2)(B)(i) § 115.725(d)(2)(B)(ii) § 115.725(d)(2)(B)(iii) § 115.725(d)(2)(B)(iv) § 115.725(d)(3) § 115.725(d)(4) § 115.725(d)(5) § 115.725(d)(6) § 115.725(d)(7) **See Alternative Requirement	§ 115.726(a)(1) § 115.726(a)(1)(A) § 115.726(d)(1) § 115.726(d)(2) § 115.726(d)(3) § 115.726(d)(4) § 115.726(i) § 115.726(j)(1) § 115.726(j)(2)	§ 115.725(n) § 115.726(a)(1)(B)

Applicable Requirements Summary

Unit Group Process ID No.	Unit Group Process Type	SOP Index No.	Pollutant	State Rule or Federal Regulation Name	Emission Limitation, Standard or Equipment Specification Citation	Textual Description (See Special Term and Condition 1.B.)	Monitoring And Testing Requirements	Recordkeeping Requirements (30 TAC § 122.144)	Reporting Requirements (30 TAC § 122.145)
OC6L8F1018	CD	60A-01	Opacity	40 CFR Part 60, Subpart A	§ 60.18(b) § 60.18(c)(1) § 60.18(c)(2) § 60.18(c)(3)(ii) § 60.18(c)(4)(i) § 60.18(c)(6) § 60.18(e)	Flares shall comply with paragraphs (c)-(f) of § 60.18.	§ 60.18(d) § 60.18(f)(1) § 60.18(f)(2) § 60.18(f)(3) § 60.18(f)(4)	None	None
OC6L8F1018	CD	63A-01	Opacity	40 CFR Part 63, Subpart A	§ 63.11(b)(4) § 63.11(b)(1) § 63.11(b)(2) § 63.11(b)(3) § 63.11(b)(5) § 63.11(b)(6)(ii) § 63.11(b)(7)(i)	Flares shall be designed and operated with no visible emissions, except for periods of a total of 5 minutes or less during any 2 consecutive hrs. Test Method 22 in App. A of part 60 of this chapter shall be used.	§ 63.11(b)(4) § 63.11(b)(5) § 63.11(b)(7)(i)	None	None
OC6L8F1018	CD	63CC-01	Opacity	40 CFR Part 63, Subpart CC	§ 63.670(c) § 63.670 § 63.670(b) § 63.670(o) [G]§ 63.670(o)(1) [G]§ 63.670(o)(2) [G]§ 63.670(o)(3) [G]§ 63.670(o)(4) [G]§ 63.670(o)(5) § 63.670(o)(6) [G]§ 63.670(o)(7) § 63.670(r)(4) [G]§ 63.671(c)	Visible emissions. The owner or operator shall specify the smokeless design capacity of each flare and operate with no visible emissions, except for periods not to exceed a total of 5 minutes during any 2 consecutive hours, when regulated material is routed to the flare and the flare vent gas flow rate is less than the smokeless design capacity of the flare. The owner or operator shall monitor for visible emissions from the flare as specified in §63.670(h).	§ 63.670(b) § 63.670(c) § 63.670(g) [G]§ 63.670(h) [G]§ 63.670(i) § 63.670(r) [G]§ 63.670(r)(1) [G]§ 63.671(a) [G]§ 63.671(b) [G]§ 63.671(c) [G]§ 63.671(d) [G]§ 63.671(e)	[G]§ 63.670(h) [G]§ 63.670(i) [G]§ 63.670(o)(1) [G]§ 63.670(o)(5) § 63.670(o)(6) § 63.670(p) [G]§ 63.671(a) [G]§ 63.671(b)	[G]§ 63.670(h) [G]§ 63.670(o)(2) § 63.670(q) § 63.670(r) [G]§ 63.670(r)(1) [G]§ 63.670(r)(2) [G]§ 63.670(r)(3) [G]§ 63.670(r)(4)
OC6L8F902	EU	R1111-01	Opacity	30 TAC Chapter 111, Visible Emissions	§ 111.111(a)(4)(A)	Visible emissions from a process gas flare shall not be permitted for more than five minutes in any two-hour	§ 111.111(a)(4)(A)(i) § 111.111(a)(4)(A)(ii)	§ 111.111(a)(4)(A)(ii)	None

Applicable Requirements Summary

Unit Group Process ID No.	Unit Group Processes Type	SOP Index No.	Pollutant	State Rule or Federal Regulation Name	Emission Limitation, Standard or Equipment Specification Citation	Textual Description (See Special Term and Condition 1.B.)	Monitoring And Testing Requirements	Recordkeeping Requirements (30 TAC § 122.144)	Reporting Requirements (30 TAC § 122.145)
						period. Non-excessive upset events are subject to the provisions under §101.222(b).			
OC6L8F902	EU	R5720-01	Highly Reactive VOC	30 TAC Chapter 115, HRVOC Vent Gas	§ 115.727(d)	Any flare that at no time receives a total gas stream with greater than 100 ppmv HRVOC is exempt from the requirements of this division, with the exception of the recordkeeping requirements of §115.726(e)(3)(B) of this title.	None	§ 115.726(e)(3)(B) § 115.726(j)(2)	None
OC6L8F902	CD	60A-01	Opacity	40 CFR Part 60, Subpart A	§ 60.18(b) § 60.18(c)(1) § 60.18(c)(2) § 60.18(c)(3)(ii) § 60.18(c)(5) § 60.18(c)(6) § 60.18(e)	Flares shall comply with paragraphs (c)-(f) of § 60.18.	§ 60.18(d) § 60.18(f)(1) § 60.18(f)(2) § 60.18(f)(3) § 60.18(f)(6)	None	None
OC6L8FU01	EU	R5780-ALL	Highly Reactive VOC	30 TAC Chapter 115, HRVOC Fugitive Emissions	§ 115.787(d) § 115.780(b) [G]§ 115.781(a) § 115.782(a) § 115.782(b)(1) § 115.782(b)(2) § 115.782(c)(1) § 115.782(c)(1)(A) § 115.782(c)(1)(B) [G]§ 115.782(c)(1)(B)(i) § 115.782(c)(1)(B)(ii) [G]§ 115.782(c)(1)(B)(iii) § 115.782(c)(1)(B)(iv)	All pumps that are equipped with a shaft sealing system that prevents or detects emissions of VOC from the seal are exempt from the monitoring requirement of §115.781(b) and (c). Submerged pumps or sealless pumps may be used to satisfy the requirements of this subsection.	§ 115.782(d)(2)	[G]§ 115.782(c)(1)(B)(i) [G]§ 115.786(c) § 115.786(d) § 115.786(d)(1) § 115.786(d)(2) § 115.786(d)(2)(A) § 115.786(d)(2)(B) § 115.786(d)(2)(C) § 115.786(e) § 115.786(g)	[G]§ 115.782(c)(1)(B)(i) § 115.783(3)(C) [G]§ 115.786(c)

Applicable Requirements Summary

Unit Group Process ID No.	Unit Group Process Type	SOP Index No.	Pollutant	State Rule or Federal Regulation Name	Emission Limitation, Standard or Equipment Specification Citation	Textual Description (See Special Term and Condition 1.B.)	Monitoring And Testing Requirements	Recordkeeping Requirements (30 TAC § 122.144)	Reporting Requirements (30 TAC § 122.145)
					§ 115.782(c)(1)(C)(i) § 115.782(c)(1)(C)(i)(I) § 115.782(c)(1)(C)(i)(II) § 115.782(c)(1)(C)(i)(III) § 115.782(c)(1)(C)(ii) § 115.783(3) [G]§ 115.783(3)(A) [G]§ 115.783(3)(B) § 115.787(b) § 115.787(b)(1) § 115.787(g)				
OC6L8FU01	EU	R5780-ALL	Highly Reactive VOC	30 TAC Chapter 115, HRVOC Fugitive Emissions	§ 115.781(b)(9) § 115.780(b) [G]§ 115.781(a) § 115.781(g)(3) § 115.782(a) § 115.782(b)(1) § 115.782(b)(2) § 115.782(c)(2) § 115.782(c)(2)(A) § 115.782(c)(2)(A)(i) § 115.782(c)(2)(A)(ii) § 115.782(c)(2)(B) § 115.783(5) § 115.787(f) § 115.787(f)(2) § 115.787(f)(3) § 115.787(f)(4) § 115.787(g)	Open-ended valves or lines within a petroleum refinery; synthetic organic chemical, polymer, resin, or methyl-tert-butyl ether manufacturing process; or natural gas/gasoline processing operation in which a highly-reactive volatile organic compound is a raw material, intermediate, final product, or in a waste stream is subject to the requirements of this division. A leak is defined as a screening concentration greater than 500 ppmv above background as methane for all components.	§ 115.354(1) § 115.354(10) § 115.354(2) § 115.354(5) § 115.354(6) § 115.354(9) § 115.781(b) § 115.781(b)(10) § 115.781(b)(3) § 115.781(b)(4) § 115.781(b)(7) § 115.781(b)(7)(A) § 115.781(b)(7)(B) § 115.781(f) § 115.781(f)(1) § 115.781(f)(2) § 115.781(f)(3) § 115.781(f)(4) § 115.781(f)(5) § 115.781(f)(6)	§ 115.354(10) § 115.356 [G]§ 115.356(1) [G]§ 115.356(2) § 115.356(3) § 115.356(3)(A) § 115.356(3)(B) § 115.356(5) § 115.781(b)(10) § 115.781(g) § 115.781(g)(1) § 115.781(g)(2) § 115.781(g)(3) § 115.782(c)(2)(A)(ii) [G]§ 115.786(c) § 115.786(d) § 115.786(d)(2) § 115.786(d)(2)(C) § 115.786(e) § 115.786(g)	§ 115.782(c)(2)(A)(ii) [G]§ 115.786(c) § 115.788(c) [G]§ 115.788(d) § 115.788(e) [G]§ 115.788(g) § 115.789(1)(B)

Applicable Requirements Summary

Unit Group Process ID No.	Unit Group Processes Type	SOP Index No.	Pollutant	State Rule or Federal Regulation Name	Emission Limitation, Standard or Equipment Specification Citation	Textual Description (See Special Term and Condition 1.B.)	Monitoring And Testing Requirements	Recordkeeping Requirements (30 TAC § 122.144)	Reporting Requirements (30 TAC § 122.145)
					§ 115.788(a) § 115.788(a)(1) § 115.788(a)(2) § 115.788(a)(2)(A) § 115.788(a)(2)(B) § 115.788(a)(2)(C) § 115.788(a)(2)(C)(i) § 115.788(a)(2)(C)(ii) § 115.788(a)(2)(C)(iii) § 115.788(a)(2)(D) § 115.788(a)(3) § 115.788(a)(3)(A) § 115.788(a)(3)(B) [G]§ 115.788(g)		§ 115.781(g) § 115.781(g)(1) § 115.781(g)(2) § 115.782(d)(2) § 115.789(1)(B)	[G]§ 115.788(g)	
OC6L8FU01	EU	R5780-ALL	Highly Reactive VOC	30 TAC Chapter 115, HRVOC Fugitive Emissions	§ 115.781(b)(9) § 115.358(c)(1) [G]§ 115.358(h) § 115.780(b) [G]§ 115.781(a) § 115.781(g)(3) § 115.782(a) § 115.782(b)(2) § 115.782(b)(3) § 115.782(c)(1) § 115.782(c)(1)(A) § 115.782(c)(1)(B) [G]§ 115.782(c)(1)(B)(i) § 115.782(c)(1)(B)(ii) [G]§ 115.782(c)(1)(B)(iii) § 115.782(c)(1)(B)(iv)	Components within the process unit or processes listed in §115.780(a) is subject to the requirements of this division. If the owner of operator elects to use the alternative work practice in §115.358 of this title, a leak is defined as specified in §115.358 of this title, including any leak detected using the alternative work practice on a component that is subject to the requirements of this division but not specifically selected for alternative work practice monitoring.	§ 115.354(1) § 115.354(11) § 115.354(13)(A) § 115.354(13)(B) § 115.354(13)(C) § 115.354(13)(D) § 115.354(13)(E) § 115.354(13)(F) § 115.354(4) § 115.354(5) § 115.354(9) § 115.358(c)(2) § 115.358(d) [G]§ 115.358(e) § 115.358(f) § 115.781(b) § 115.781(b)(4) § 115.781(b)(7) § 115.781(b)(7)(A) § 115.781(b)(7)(B) § 115.781(g) § 115.781(g)(1)	§ 115.354(13)(D) § 115.354(13)(E) § 115.356 [G]§ 115.356(1) [G]§ 115.356(2) § 115.356(3) § 115.356(3)(A) § 115.356(3)(B) [G]§ 115.356(4) § 115.356(5) § 115.781(g) § 115.781(g)(1) § 115.781(g)(2) § 115.781(g)(3) [G]§ 115.782(c)(1)(B)(i) [G]§ 115.786(c) § 115.786(d) § 115.786(d)(1) § 115.786(d)(2) § 115.786(d)(2)(A) § 115.786(d)(2)(B) § 115.786(d)(2)(C)	[G]§ 115.358(g) [G]§ 115.782(c)(1)(B)(i) [G]§ 115.786(c)

Applicable Requirements Summary

Unit Group Process ID No.	Unit Group Processes Type	SOP Index No.	Pollutant	State Rule or Federal Regulation Name	Emission Limitation, Standard or Equipment Specification Citation	Textual Description (See Special Term and Condition 1.B.)	Monitoring And Testing Requirements	Recordkeeping Requirements (30 TAC § 122.144)	Reporting Requirements (30 TAC § 122.145)
							§ 115.781(g)(2) § 115.781(h)(1) § 115.781(h)(2) § 115.781(h)(3) § 115.781(h)(4) § 115.781(h)(5) [G]§ 115.781(h)(6) § 115.782(b)(4) § 115.782(d)(1) § 115.788(h)(1) [G]§ 115.788(h)(2) § 115.788(h)(3)	§ 115.786(e) [G]§ 115.786(f) § 115.786(g)	
OC6L8FU01	EU	R5780-ALL	Highly Reactive VOC	30 TAC Chapter 115, HRVOC Fugitive Emissions	§ 115.781(b)(9) § 115.780(b) [G]§ 115.781(a) § 115.781(g)(3) § 115.782(a) § 115.782(b)(1) § 115.782(b)(2) § 115.782(c)(1) § 115.782(c)(1)(A) § 115.782(c)(1)(B) [G]§ 115.782(c)(1)(B)(i) § 115.782(c)(1)(B)(ii) [G]§ 115.782(c)(1)(B)(iii) § 115.782(c)(1)(B)(iv) § 115.782(c)(1)(C)(i) § 115.782(c)(1)(C)(i)(I) § 115.782(c)(1)(C)(i)(II) §	Agitators within a petroleum refinery; synthetic organic chemical, polymer, resin, or methyl-tert-butyl ether manufacturing process; or natural gas/gasoline processing operation in which a highly-reactive volatile organic compound is a raw material, intermediate, final product, or in a waste stream is subject to the requirements of this division. A leak is defined as a screening concentration greater than 500 ppmv above background as methane for all components.	§ 115.354(1) § 115.354(10) § 115.354(5) § 115.354(6) § 115.354(9) § 115.781(b) § 115.781(b)(10) § 115.781(b)(3) § 115.781(b)(4) § 115.781(b)(7) § 115.781(b)(7)(A) § 115.781(b)(7)(B) § 115.781(c)(1) § 115.781(c)(2) § 115.781(g) § 115.781(g)(1) § 115.781(g)(2) § 115.782(d)(2)	§ 115.354(10) § 115.356 [G]§ 115.356(1) [G]§ 115.356(2) § 115.356(3) § 115.356(3)(A) § 115.356(3)(B) § 115.356(5) § 115.781(b)(10) § 115.781(g) § 115.781(g)(1) § 115.781(g)(2) § 115.781(g)(3) [G]§ 115.782(c)(1)(B)(i) [G]§ 115.786(c) § 115.786(d) § 115.786(d)(1) § 115.786(d)(2) § 115.786(d)(2)(A) § 115.786(d)(2)(B) § 115.786(d)(2)(C) § 115.786(e) § 115.786(g)	[G]§ 115.782(c)(1)(B)(i) § 115.783(3)(C) [G]§ 115.786(c)

Applicable Requirements Summary

Unit Group Process ID No.	Unit Group Process Type	SOP Index No.	Pollutant	State Rule or Federal Regulation Name	Emission Limitation, Standard or Equipment Specification Citation	Textual Description (See Special Term and Condition 1.B.)	Monitoring And Testing Requirements	Recordkeeping Requirements (30 TAC § 122.144)	Reporting Requirements (30 TAC § 122.145)
					115.782(c)(1)(C)(i)(III) § 115.782(c)(1)(C)(ii) § 115.783(3) [G]§ 115.783(3)(A) [G]§ 115.783(3)(B) § 115.787(b)				
OC6L8FU01	EU	R5780-ALL	Highly Reactive VOC	30 TAC Chapter 115, HRVOC Fugitive Emissions	§ 115.781(b)(9) § 115.780(b) [G]§ 115.781(a) § 115.781(g)(3) § 115.782(a) § 115.782(b)(1) § 115.782(b)(2) § 115.782(c)(1) § 115.782(c)(1)(A) § 115.782(c)(1)(B) [G]§ 115.782(c)(1)(B)(i) § 115.782(c)(1)(B)(ii) [G]§ 115.782(c)(1)(B)(iii) § 115.782(c)(1)(B)(iv) § 115.782(c)(1)(C)(i) § 115.782(c)(1)(C)(i)(I) § 115.782(c)(1)(C)(i)(II) § 115.782(c)(1)(C)(i)(III) § 115.782(c)(1)(C)(ii)	Pump seals within a petroleum refinery; synthetic organic chemical, polymer, resin, or methyl-tert-butyl ether manufacturing process; or natural gas/gasoline processing operation in which a highly-reactive volatile organic compound is a raw material, intermediate, final product, or in a waste stream is subject to the requirements of this division. A leak is defined as a screening concentration greater than 500 ppmv above background as methane for all components.	§ 115.354(1) § 115.354(10) § 115.354(2) § 115.354(5) § 115.354(6) § 115.354(9) § 115.781(b) § 115.781(b)(10) § 115.781(b)(4) § 115.781(b)(7) § 115.781(b)(7)(A) § 115.781(b)(7)(B) § 115.781(c)(1) § 115.781(c)(2) § 115.781(g) § 115.781(g)(1) § 115.781(g)(2) § 115.782(d)(2)	§ 115.354(10) § 115.356 [G]§ 115.356(1) [G]§ 115.356(2) § 115.356(3) § 115.356(3)(A) § 115.356(3)(B) § 115.356(5) § 115.781(b)(10) § 115.781(g) § 115.781(g)(1) § 115.781(g)(2) § 115.781(g)(3) [G]§ 115.782(c)(1)(B)(i) [G]§ 115.786(c) § 115.786(d) § 115.786(d)(1) § 115.786(d)(2) § 115.786(d)(2)(A) § 115.786(d)(2)(B) § 115.786(d)(2)(C) § 115.786(e) § 115.786(g)	[G]§ 115.782(c)(1)(B)(i) § 115.783(3)(C) [G]§ 115.786(c)

Applicable Requirements Summary

Unit Group Process ID No.	Unit Group Process Type	SOP Index No.	Pollutant	State Rule or Federal Regulation Name	Emission Limitation, Standard or Equipment Specification Citation	Textual Description (See Special Term and Condition 1.B.)	Monitoring And Testing Requirements	Recordkeeping Requirements (30 TAC § 122.144)	Reporting Requirements (30 TAC § 122.145)
					§ 115.783(3) [G]§ 115.783(3)(A) [G]§ 115.783(3)(B) § 115.787(b) § 115.787(b)(1)				
OC6L8FU01	EU	R5780-ALL	Highly Reactive VOC	30 TAC Chapter 115, HRVOC Fugitive Emissions	§ 115.781(b)(9) § 115.780(b) [G]§ 115.781(a) § 115.781(g)(3) § 115.782(a) § 115.782(b)(1) § 115.782(b)(2) § 115.782(c)(1) § 115.782(c)(1)(A) § 115.782(c)(1)(B) [G]§ 115.782(c)(1)(B)(i) § 115.782(c)(1)(B)(ii) [G]§ 115.782(c)(1)(B)(iii) § 115.782(c)(1)(B)(iv) § 115.782(c)(1)(C)(i) § 115.782(c)(1)(C)(i)(I) § 115.782(c)(1)(C)(i)(II) § 115.782(c)(1)(C)(i)(III) § 115.782(c)(1)(C)(ii) § 115.783(3) [G]§ 115.783(3)(A) [G]§ 115.783(3)(B)	Compressor seals within a petroleum refinery; synthetic organic chemical, polymer, resin, or methyl-tert-butyl ether manufacturing process; or natural gas/gasoline processing operation in which a highly-reactive volatile organic compound is a raw material, intermediate, final product, or in a waste stream is subject to the requirements of this division. A leak is defined as a screening concentration greater than 500 ppmv above background as methane for all components.	§ 115.354(1) § 115.354(10) § 115.354(2) § 115.354(5) § 115.354(6) § 115.354(9) § 115.781(b) § 115.781(b)(10) § 115.781(b)(4) § 115.781(b)(7) § 115.781(b)(7)(A) § 115.781(b)(7)(B) § 115.781(c)(1) § 115.781(c)(2) § 115.781(g) § 115.781(g)(1) § 115.781(g)(2) § 115.782(d)(2)	§ 115.354(10) § 115.356 [G]§ 115.356(1) [G]§ 115.356(2) § 115.356(3) § 115.356(3)(A) § 115.356(3)(B) § 115.356(5) § 115.781(b)(10) § 115.781(g) § 115.781(g)(1) § 115.781(g)(2) § 115.781(g)(3) [G]§ 115.782(c)(1)(B)(i) [G]§ 115.786(c) § 115.786(d) § 115.786(d)(1) § 115.786(d)(2) § 115.786(d)(2)(A) § 115.786(d)(2)(B) § 115.786(d)(2)(C) § 115.786(e) § 115.786(g)	[G]§ 115.782(c)(1)(B)(i) § 115.783(3)(C) [G]§ 115.786(c)

Applicable Requirements Summary

Unit Group Process ID No.	Unit Group Process Type	SOP Index No.	Pollutant	State Rule or Federal Regulation Name	Emission Limitation, Standard or Equipment Specification Citation	Textual Description (See Special Term and Condition 1.B.)	Monitoring And Testing Requirements	Recordkeeping Requirements (30 TAC § 122.144)	Reporting Requirements (30 TAC § 122.145)
					§ 115.787(b)				
OC6L8FU01	EU	R5780-ALL	Highly Reactive VOC	30 TAC Chapter 115, HRVOC Fugitive Emissions	§ 115.781(b)(9) § 115.780(b) [G]§ 115.781(a) § 115.781(g)(3) § 115.782(a) § 115.782(b)(1) § 115.782(b)(2) § 115.782(c)(1) § 115.782(c)(1)(A) § 115.782(c)(1)(B) [G]§ 115.782(c)(1)(B)(i) § 115.782(c)(1)(B)(ii) [G]§ 115.782(c)(1)(B)(iii) § 115.782(c)(1)(B)(iv)	Flanges or other connectors within a petroleum refinery; synthetic organic chemical, polymer, resin, or methyl-tert-butyl ether manufacturing process; or natural gas/gasoline processing operation in which a highly-reactive volatile organic compound is a raw material, intermediate, final product, or in a waste stream is subject to the requirements of this division. A leak is defined as a screening concentration greater than 500 ppmv above background as methane for all components.	§ 115.354(1) § 115.354(10) § 115.354(11) § 115.354(3) § 115.354(5) § 115.354(6) § 115.354(9) § 115.781(b) § 115.781(b)(10) § 115.781(b)(3) § 115.781(b)(4) § 115.781(b)(7) § 115.781(b)(7)(A) § 115.781(b)(7)(B) § 115.781(f) § 115.781(f)(1) § 115.781(f)(2) § 115.781(f)(3) § 115.781(f)(4) § 115.781(f)(5) § 115.781(f)(6) § 115.781(g) § 115.781(g)(1) § 115.781(g)(2) § 115.782(d)(2) § 115.789(1)(B)	§ 115.354(10) § 115.356 [G]§ 115.356(1) [G]§ 115.356(2) § 115.356(3) § 115.356(3)(A) § 115.356(3)(B) § 115.356(5) § 115.781(b)(10) § 115.781(g) § 115.781(g)(1) § 115.781(g)(2) § 115.781(g)(3) [G]§ 115.782(c)(1)(B)(i) [G]§ 115.786(c) § 115.786(d) § 115.786(d)(1) § 115.786(d)(2) § 115.786(d)(2)(A) § 115.786(d)(2)(B) § 115.786(d)(2)(C) § 115.786(e) § 115.786(g)	[G]§ 115.782(c)(1)(B)(i) [G]§ 115.786(c) § 115.789(1)(B)
OC6L8FU01	EU	R5780-ALL	Highly Reactive VOC	30 TAC Chapter 115, HRVOC Fugitive Emissions	§ 115.781(b)(9) § 115.780(b) [G]§ 115.781(a) § 115.781(g)(3) § 115.782(a) § 115.782(b)(1) § 115.782(b)(2) § 115.782(c)(2) § 115.782(c)(2)(A) § 115.782(c)(2)(A)(i)	Valves within a petroleum refinery; synthetic organic chemical, polymer, resin, or methyl-tert-butyl ether manufacturing process; or natural gas/gasoline processing operation which a highly-reactive volatile organic compound is a raw material, intermediate, final product, or in a waste	§ 115.354(1) § 115.354(10) § 115.354(2) § 115.354(5) § 115.354(6) § 115.354(9) § 115.781(b) § 115.781(b)(10) § 115.781(b)(4) § 115.781(b)(7) § 115.781(b)(7)(A)	§ 115.354(10) § 115.356 [G]§ 115.356(1) [G]§ 115.356(2) § 115.356(3) § 115.356(3)(A) § 115.356(3)(B) § 115.356(5) § 115.781(b)(10) § 115.781(g) § 115.781(g)(1)	§ 115.782(c)(2)(A)(ii) [G]§ 115.786(c) § 115.788(c) [G]§ 115.788(d) § 115.788(e) [G]§ 115.788(g)

Applicable Requirements Summary

Unit Group Process ID No.	Unit Group Process Type	SOP Index No.	Pollutant	State Rule or Federal Regulation Name	Emission Limitation, Standard or Equipment Specification Citation	Textual Description (See Special Term and Condition 1.B.)	Monitoring And Testing Requirements	Recordkeeping Requirements (30 TAC § 122.144)	Reporting Requirements (30 TAC § 122.145)
					§ 115.782(c)(2)(A)(ii) § 115.782(c)(2)(B) § 115.783(5) § 115.787(f) § 115.787(f)(4) § 115.787(g) § 115.788(a) § 115.788(a)(1) § 115.788(a)(2) § 115.788(a)(2)(A) § 115.788(a)(2)(B) § 115.788(a)(2)(C) § 115.788(a)(2)(C)(i) § 115.788(a)(2)(C)(ii) § 115.788(a)(2)(C)(iii) § 115.788(a)(2)(D) § 115.788(a)(3) § 115.788(a)(3)(A) § 115.788(a)(3)(B) [G]§ 115.788(g)	stream is subject to the requirements of this division. A leak is defined as a screening concentration greater than 500 ppmv above background as methane for all components.	§ 115.781(b)(7)(B) § 115.781(g) § 115.781(g)(1) § 115.781(g)(2) § 115.782(d)(2)	§ 115.781(g)(2) § 115.781(g)(3) § 115.782(c)(2)(A)(ii) [G]§ 115.786(c) § 115.786(d) § 115.786(d)(2) § 115.786(d)(2)(C) § 115.786(e) § 115.786(g) [G]§ 115.788(g)	
OC6L8FU01	EU	R5780-ALL	Highly Reactive VOC	30 TAC Chapter 115, HRVOC Fugitive Emissions	§ 115.781(b)(9) § 115.780(b) [G]§ 115.781(a) § 115.781(g)(3) § 115.782(a) § 115.782(b)(1) § 115.782(b)(2) § 115.782(c)(1) § 115.782(c)(1)(A) § 115.782(c)(1)(B) [G]§ 115.782(c)(1)(B)(i) § 115.782(c)(1)(B)(ii) [G]§	Pressure relief valves (in gaseous service) within a petroleum refinery; synthetic organic chemical, polymer, resin, or methyl-tert-butyl ether manufacturing process; or natural gas/gasoline processing operation in which a highly-reactive volatile organic compound is a raw material, intermediate, final product, or in a waste stream is subject to the requirements of this division. A leak is	§ 115.354(1) § 115.354(10) § 115.354(2) § 115.354(4) § 115.354(5) § 115.354(6) § 115.354(9) § 115.781(b) § 115.781(b)(10) § 115.781(b)(4) § 115.781(b)(7) § 115.781(b)(7)(A) § 115.781(b)(7)(B) § 115.781(b)(8) § 115.781(e)	§ 115.354(10) § 115.356 [G]§ 115.356(1) [G]§ 115.356(2) § 115.356(3) § 115.356(3)(A) § 115.356(3)(B) § 115.356(5) § 115.781(b)(10) § 115.781(g) § 115.781(g)(1) § 115.781(g)(2) § 115.781(g)(3) [G]§ 115.782(c)(1)(B)(i) [G]§ 115.786(c)	[G]§ 115.782(c)(1)(B)(i) [G]§ 115.786(c) § 115.788(c) [G]§ 115.788(d) § 115.788(e) [G]§ 115.788(g)

Applicable Requirements Summary

Unit Group Process ID No.	Unit Group Process Type	SOP Index No.	Pollutant	State Rule or Federal Regulation Name	Emission Limitation, Standard or Equipment Specification Citation	Textual Description (See Special Term and Condition 1.B.)	Monitoring And Testing Requirements	Recordkeeping Requirements (30 TAC § 122.144)	Reporting Requirements (30 TAC § 122.145)
					115.782(c)(1)(B)(iii) § 115.782(c)(1)(B)(iv) § 115.787(e) § 115.787(f) § 115.787(g) § 115.788(a) § 115.788(a)(1) § 115.788(a)(2) § 115.788(a)(2)(A) § 115.788(a)(2)(B) § 115.788(a)(2)(C) § 115.788(a)(2)(C)(i) § 115.788(a)(2)(C)(ii) § 115.788(a)(2)(C)(iii) § 115.788(a)(2)(D) § 115.788(a)(3) § 115.788(a)(3)(A) § 115.788(a)(3)(B) [G]§ 115.788(g)	defined as a screening concentration greater than 500 ppmv above background as methane for all components.	§ 115.781(g) § 115.781(g)(1) § 115.781(g)(2) § 115.782(d)(2)	§ 115.786(d) § 115.786(d)(1) § 115.786(d)(2) § 115.786(d)(2)(A) § 115.786(d)(2)(B) § 115.786(d)(2)(C) § 115.786(e) § 115.786(g) [G]§ 115.788(g)	
OC6L8FU01	EU	R5780-ALL	Highly Reactive VOC	30 TAC Chapter 115, HRVOC Fugitive Emissions	§ 115.781(b)(9) § 115.780(b) [G]§ 115.781(a) § 115.781(g)(3) § 115.782(a) § 115.782(b)(1) § 115.782(b)(2) § 115.782(c)(1) § 115.782(c)(1)(A) § 115.782(c)(1)(B) [G]§ 115.782(c)(1)(B)(i) § 115.782(c)(1)(B)(ii) [G]§ 115.782(c)(1)(B)(iii)	Process drains within a petroleum refinery; synthetic organic chemical, polymer, resin, or methyl-tert-butyl ether manufacturing process; or natural gas/gasoline processing operation in which a highly-reactive volatile organic compound is a raw material, intermediate, final product, or in a waste stream is subject to the requirements of this division. A leak is defined as a screening concentration greater than	§ 115.354(1) § 115.354(10) § 115.354(5) § 115.354(6) § 115.354(9) § 115.781(b) § 115.781(b)(10) § 115.781(b)(3) § 115.781(b)(4) § 115.781(b)(5) § 115.781(b)(6) § 115.781(b)(7) § 115.781(b)(7)(A) § 115.781(b)(7)(B) § 115.781(g) § 115.781(g)(1)	§ 115.354(10) § 115.356 [G]§ 115.356(1) [G]§ 115.356(2) § 115.356(3) § 115.356(3)(A) § 115.356(3)(B) § 115.356(5) § 115.781(b)(10) § 115.781(g) § 115.781(g)(1) § 115.781(g)(2) § 115.781(g)(3) [G]§ 115.782(c)(1)(B)(i) [G]§ 115.786(c) § 115.786(d)	[G]§ 115.782(c)(1)(B)(i) [G]§ 115.786(c)

Applicable Requirements Summary

Unit Group Process ID No.	Unit Group Process Type	SOP Index No.	Pollutant	State Rule or Federal Regulation Name	Emission Limitation, Standard or Equipment Specification Citation	Textual Description (See Special Term and Condition 1.B.)	Monitoring And Testing Requirements	Recordkeeping Requirements (30 TAC § 122.144)	Reporting Requirements (30 TAC § 122.145)
					§ 115.782(c)(1)(B)(iv) § 115.783(4)(A)(i) § 115.783(4)(A)(ii) § 115.783(4)(A)(ii)(I) § 115.783(4)(A)(ii)(II) § 115.783(4)(B) § 115.783(4)(B)(i) § 115.783(4)(B)(ii)	500 ppmv above background as methane for all components.	§ 115.781(g)(2) § 115.782(d)(2)	§ 115.786(d)(1) § 115.786(d)(2) § 115.786(d)(2)(A) § 115.786(d)(2)(B) § 115.786(d)(2)(C) § 115.786(e) § 115.786(g)	
OC6L8FU01	EU	R5780-ALL	Highly Reactive VOC	30 TAC Chapter 115, HRVOC Fugitive Emissions	§ 115.787(a)	Components that contact a process fluid containing less than 5.0% highly-reactive volatile organic compounds by weight on an annual average basis are exempt from the requirements of this division (relating to Fugitive Emissions), except for 115.786(e) and (g) of this title (relating to Record keeping Requirements).	None	§ 115.786(e) § 115.786(g)	None
OC6L8FU01	EU	R5780-ALL	Highly Reactive VOC	30 TAC Chapter 115, HRVOC Fugitive Emissions	§ 115.781(b)(9) § 115.780(b) [G]§ 115.781(a) § 115.781(g)(3) § 115.782(a) § 115.782(b)(1) § 115.782(b)(2) § 115.782(c)(1) § 115.782(c)(1)(A) § 115.782(c)(1)(B) [G]§ 115.782(c)(1)(B)(i) § 115.782(c)(1)(B)(ii) [G]§	Heat exchanger heads, sight glasses, meters, gauges, sampling connections, bolted manways, hatches, sump covers, junction box vents, and covers and seals on VOC water separators within the process unit or processes listed in §115.780(a) in which a HRVOC is a raw material, intermediate, final product, or in a waste stream is subject to the requirements	§ 115.781(b) § 115.781(b)(10) § 115.781(b)(3) § 115.781(b)(4) § 115.781(b)(7) § 115.781(b)(7)(A) § 115.781(b)(7)(B) § 115.781(f) § 115.781(f)(1) § 115.781(f)(2) § 115.781(f)(3) § 115.781(f)(4) § 115.781(f)(5) § 115.781(f)(6) § 115.781(g)	§ 115.781(b)(10) § 115.781(g) § 115.781(g)(1) § 115.781(g)(2) § 115.781(g)(3) [G]§ 115.782(c)(1)(B)(i) [G]§ 115.786(c) § 115.786(d) § 115.786(d)(1) § 115.786(d)(2) § 115.786(d)(2)(A) § 115.786(d)(2)(B) § 115.786(d)(2)(C) § 115.786(e) § 115.786(g)	[G]§ 115.782(c)(1)(B)(i) [G]§ 115.786(c) § 115.789(1)(B)

Applicable Requirements Summary

Unit Group Process ID No.	Unit Group Process Type	SOP Index No.	Pollutant	State Rule or Federal Regulation Name	Emission Limitation, Standard or Equipment Specification Citation	Textual Description (See Special Term and Condition 1.B.)	Monitoring And Testing Requirements	Recordkeeping Requirements (30 TAC § 122.144)	Reporting Requirements (30 TAC § 122.145)
					115.782(c)(1)(B)(iii) § 115.782(c)(1)(B)(iv)	of this division. A leak is defined as a screening concentration greater than 500 ppmv above background as methane for all components.	§ 115.781(g)(1) § 115.781(g)(2) § 115.782(d)(2) § 115.789(1)(B)		
OC6L8FU01	EU	R5780-ALL	Highly Reactive VOC	30 TAC Chapter 115, HRVOC Fugitive Emissions	§ 115.781(b)(9) § 115.780(b) [G]§ 115.781(a) [G]§ 115.781(d) § 115.781(g)(3) § 115.782(a) § 115.782(b)(1) § 115.782(b)(2) § 115.782(c)(2) § 115.782(c)(2)(A) § 115.782(c)(2)(A)(i) § 115.782(c)(2)(A)(ii) § 115.782(c)(2)(B) § 115.783(1) § 115.783(1)(A) § 115.783(1)(B) § 115.783(5) § 115.787(f) § 115.787(f)(4) § 115.787(g) § 115.788(a) § 115.788(a)(1) § 115.788(a)(2) § 115.788(a)(2)(A) § 115.788(a)(2)(B) § 115.788(a)(2)(C) § § 115.788(a)(2)(C)(i) § 115.788(a)(2)(C)(ii) §	Bypass line valves within a petroleum refinery; synthetic organic chemical, polymer, resin, or methyl-tert-butyl ether manufacturing process; or natural gas/gasoline processing operation in which a highly-reactive volatile organic compound is a raw material, intermediate, final product, or in a waste stream is subject to the requirements of this division. A leak is defined as a screening concentration greater than 500 ppmv above background as methane for all components.	§ 115.781(b) § 115.781(b)(10) § 115.781(b)(4) § 115.781(b)(7) § 115.781(b)(7)(A) § 115.781(b)(7)(B) [G]§ 115.781(d) § 115.781(g) § 115.781(g)(1) § 115.781(g)(2) § 115.782(d)(2) § 115.786(a)(1) § 115.786(a)(2)	§ 115.781(b)(10) § 115.781(g)(1) § 115.781(g)(2) § 115.781(g)(3) § 115.782(c)(2)(A)(ii) § 115.786(a)(1) § 115.786(a)(2) § 115.786(a)(2)(A) § 115.786(a)(2)(B) § 115.786(b)(1) § 115.786(b)(2) § 115.786(b)(2)(A) § 115.786(b)(2)(B) § 115.786(b)(2)(C) [G]§ 115.786(b)(3) [G]§ 115.786(c) § 115.786(d) § 115.786(d)(2) § 115.786(d)(2)(C) § 115.786(e) § 115.786(g) [G]§ 115.788(g)	§ 115.782(c)(2)(A)(ii) [G]§ 115.786(c) § 115.788(c) [G]§ 115.788(d) § 115.788(e) [G]§ 115.788(g)

Applicable Requirements Summary

Unit Group Process ID No.	Unit Group Processes Type	SOP Index No.	Pollutant	State Rule or Federal Regulation Name	Emission Limitation, Standard or Equipment Specification Citation	Textual Description (See Special Term and Condition 1.B.)	Monitoring And Testing Requirements	Recordkeeping Requirements (30 TAC § 122.144)	Reporting Requirements (30 TAC § 122.145)
					115.788(a)(2)(C)(iii) § 115.788(a)(2)(D) § 115.788(a)(3) § 115.788(a)(3)(A) § 115.788(a)(3)(B) [G]§ 115.788(g)				
OC6L8FU01	EU	R5780-ALL	Highly Reactive VOC	30 TAC Chapter 115, HRVOC Fugitive Emissions	§ 115.787(d) § 115.780(b) [G]§ 115.781(a) § 115.782(a) § 115.782(b)(1) § 115.782(b)(2) § 115.782(c)(1) § 115.782(c)(1)(A) § 115.782(c)(1)(B) [G]§ 115.782(c)(1)(B)(i) § 115.782(c)(1)(B)(ii) [G]§ 115.782(c)(1)(B)(iii) § 115.782(c)(1)(B)(iv) § 115.782(c)(1)(C)(i) § 115.782(c)(1)(C)(i)(I) § 115.782(c)(1)(C)(i)(II) § 115.782(c)(1)(C)(i)(III) § 115.782(c)(1)(C)(ii) § 115.783(3) [G]§ 115.783(3)(A) [G]§ 115.783(3)(B)	All agitators that are equipped with a shaft sealing system that prevents or detects emissions of VOC from the seal are exempt from the monitoring requirement of §115.781(b) and (c). Submerged pumps or sealless pumps may be used to satisfy the requirements of this subsection.	§ 115.782(d)(2)	[G]§ 115.782(c)(1)(B)(i) [G]§ 115.786(c) § 115.786(d) § 115.786(d)(1) § 115.786(d)(2) § 115.786(d)(2)(A) § 115.786(d)(2)(B) § 115.786(d)(2)(C) § 115.786(e) § 115.786(g)	[G]§ 115.782(c)(1)(B)(i) § 115.783(3)(C) [G]§ 115.786(c)

Applicable Requirements Summary

Unit Group Process ID No.	Unit Group Processes Type	SOP Index No.	Pollutant	State Rule or Federal Regulation Name	Emission Limitation, Standard or Equipment Specification Citation	Textual Description (See Special Term and Condition 1.B.)	Monitoring And Testing Requirements	Recordkeeping Requirements (30 TAC § 122.144)	Reporting Requirements (30 TAC § 122.145)
					§ 115.787(b) § 115.787(b)(1) § 115.787(g)				
OC6L8FU01	EU	R5780-ALL	Highly Reactive VOC	30 TAC Chapter 115, HRVOC Fugitive Emissions	§ 115.787(d) § 115.780(b) [G]§ 115.781(a) § 115.782(a) § 115.782(b)(1) § 115.782(b)(2) § 115.782(c)(1) § 115.782(c)(1)(A) § 115.782(c)(1)(B) [G]§ 115.782(c)(1)(B)(i) § 115.782(c)(1)(B)(ii) [G]§ 115.782(c)(1)(B)(iii) § 115.782(c)(1)(B)(iv) § 115.782(c)(1)(C)(i) § 115.782(c)(1)(C)(i)(I) § 115.782(c)(1)(C)(i)(II) § 115.782(c)(1)(C)(i)(III) § 115.782(c)(1)(C)(ii) § 115.783(3) [G]§ 115.783(3)(A) [G]§ 115.783(3)(B) § 115.787(b) § 115.787(b)(1) § 115.787(g)	All compressors that are equipped with a shaft sealing system that prevents or detects emissions of VOC from the seal are exempt from the monitoring requirement of §115.781(b) and (c). Submerged pumps or sealless pumps may be used to satisfy the requirements of this subsection.	§ 115.782(d)(2)	[G]§ 115.782(c)(1)(B)(i) [G]§ 115.786(c) § 115.786(d) § 115.786(d)(1) § 115.786(d)(2) § 115.786(d)(2)(A) § 115.786(d)(2)(B) § 115.786(d)(2)(C) § 115.786(e) § 115.786(g)	[G]§ 115.782(c)(1)(B)(i) § 115.783(3)(C) [G]§ 115.786(c)

Applicable Requirements Summary

Unit Group Process ID No.	Unit Group Process Type	SOP Index No.	Pollutant	State Rule or Federal Regulation Name	Emission Limitation, Standard or Equipment Specification Citation	Textual Description (See Special Term and Condition 1.B.)	Monitoring And Testing Requirements	Recordkeeping Requirements (30 TAC § 122.144)	Reporting Requirements (30 TAC § 122.145)
OC6L8FU01	EU	R5352-ALL	VOC	30 TAC Chapter 115, Pet. Refinery & Petrochemicals	§ 115.352(1)(A) § 115.352(1) § 115.352(2) § 115.352(2)(A) § 115.352(2)(B) § 115.352(3) § 115.352(5) § 115.352(7) § 115.352(9) § 115.357(1) § 115.357(8) § 115.357(9)	No pressure relief valves contacting a fluid with TVP less than or equal to 0.044 psia (heavy liquid service) shall be allowed to have a VOC leak, for more than 15 days after discovery, which exceeds a screening concentration greater than 500 parts per million by volume above background as methane, or the dripping or exuding of process fluid based on sight, smell, or sound.	§ 115.354(1) § 115.354(2) § 115.354(4) § 115.354(5) § 115.354(6) [G]§ 115.354(7) § 115.354(9) [G]§ 115.355 § 115.357(1)	§ 115.352(7) § 115.356 [G]§ 115.356(1) [G]§ 115.356(2) § 115.356(3) § 115.356(3)(A) § 115.356(3)(B) [G]§ 115.356(3)(C) § 115.356(5)	[G]§ 115.354(7)
OC6L8FU01	EU	R5352-ALL	VOC	30 TAC Chapter 115, Pet. Refinery & Petrochemicals	§ 115.352(1)(B) § 115.352(1) § 115.352(2) § 115.352(2)(A) § 115.352(2)(C) § 115.352(2)(C)(i) § 115.352(2)(C)(ii) § 115.352(2)(C)(iii) § 115.352(3) § 115.352(5) § 115.352(7) § 115.357(1) § 115.357(8)	No pump seals contacting a fluid with TVP less than or equal to 0.044 psia (heavy liquid service) shall be allowed to have a VOC leak, for more than 15 days after discovery which exceeds a screening concentration greater than 10,000 parts per million by volume above background as methane, or the dripping or exuding of process fluid based on sight, smell, or sound.	§ 115.354(1) § 115.354(2) § 115.354(5) § 115.354(6) § 115.354(9) [G]§ 115.355 § 115.357(1)	§ 115.352(7) § 115.356 [G]§ 115.356(1) [G]§ 115.356(2) § 115.356(3) [G]§ 115.356(3)(C) § 115.356(5)	None
OC6L8FU01	EU	R5352-ALL	VOC	30 TAC Chapter 115, Pet. Refinery & Petrochemicals	§ 115.352(1)(A) § 115.352(1) § 115.352(2) § 115.352(2)(A) § 115.352(2)(B) § 115.352(3) § 115.352(4) § 115.352(5)	No valves contacting a fluid with TVP greater than 0.044 psia (gas/vapor or light liquid service) shall be allowed to have a VOC leak, for more than 15 days after discovery, which exceeds a screening	§ 115.354(1) § 115.354(10) § 115.354(2) § 115.354(5) § 115.354(6) [G]§ 115.354(7) § 115.354(9) [G]§ 115.355	§ 115.352(7) § 115.354(10) § 115.356 [G]§ 115.356(1) [G]§ 115.356(2) § 115.356(3) § 115.356(3)(A) § 115.356(3)(B)	[G]§ 115.354(7)

Applicable Requirements Summary

Unit Group Process ID No.	Unit Group Process Type	SOP Index No.	Pollutant	State Rule or Federal Regulation Name	Emission Limitation, Standard or Equipment Specification Citation	Textual Description (See Special Term and Condition 1.B.)	Monitoring And Testing Requirements	Recordkeeping Requirements (30 TAC § 122.144)	Reporting Requirements (30 TAC § 122.145)
					§ 115.352(6) § 115.352(7) § 115.357(12) § 115.357(8) § 115.357(9)	concentration greater than 500 parts per million by volume above background as methane, or the dripping or exuding of process fluid based on sight, smell, or sound.		[G]§ 115.356(3)(C) § 115.356(5)	
OC6L8FU01	EU	R5352-ALL	VOC	30 TAC Chapter 115, Pet. Refinery & Petrochemicals	§ 115.352(1)(A) § 115.352(1) § 115.352(2) § 115.352(2)(A) § 115.352(2)(B) § 115.352(3) § 115.352(4) § 115.352(5) § 115.352(6) § 115.352(7) § 115.357(12) § 115.357(8) § 115.357(9)	No open-ended valves or lines contacting a fluid with TVP greater than 0.044 psia (gas/vapor or light liquid service) shall be allowed to have a VOC leak, for more than 15 days after discovery, which exceeds a screening concentration greater than 500 parts per million by volume above background as methane, or the dripping or exuding of process fluid based on sight, smell, or sound.	§ 115.354(1) § 115.354(10) § 115.354(2) § 115.354(5) § 115.354(6) [G]§ 115.354(7) § 115.354(9) [G]§ 115.355	§ 115.352(7) § 115.354(10) § 115.356 [G]§ 115.356(1) [G]§ 115.356(2) § 115.356(3) § 115.356(3)(A) § 115.356(3)(B) [G]§ 115.356(3)(C) § 115.356(5)	[G]§ 115.354(7)
OC6L8FU01	EU	R5352-ALL	VOC	30 TAC Chapter 115, Pet. Refinery & Petrochemicals	§ 115.352(1)(A) § 115.352(1) § 115.352(2) § 115.352(2)(A) § 115.352(2)(B) § 115.352(3) § 115.352(5) § 115.352(7) § 115.352(9) § 115.357(12) § 115.357(8) § 115.357(9)	No pressure relief valves contacting a fluid with TVP greater than 0.044 psia (gas/vapor or light liquid service) shall be allowed to have a VOC leak, for more than 15 days after discovery, which exceeds a screening concentration greater than 500 parts per million by volume above background as methane, or the dripping or exuding of process fluid based on sight, smell, or sound.	§ 115.354(1) § 115.354(10) § 115.354(2) § 115.354(4) § 115.354(5) § 115.354(6) [G]§ 115.354(7) § 115.354(9) [G]§ 115.355	§ 115.352(7) § 115.354(10) § 115.356 [G]§ 115.356(1) [G]§ 115.356(2) § 115.356(3) § 115.356(3)(A) § 115.356(3)(B) [G]§ 115.356(3)(C) § 115.356(5)	[G]§ 115.354(7)
OC6L8FU01	EU	R5352-	VOC	30 TAC Chapter	§ 115.357(5)	Reciprocating compressors	None	§ 115.356	None

Applicable Requirements Summary

Unit Group Process ID No.	Unit Group Processes Type	SOP Index No.	Pollutant	State Rule or Federal Regulation Name	Emission Limitation, Standard or Equipment Specification Citation	Textual Description (See Special Term and Condition 1.B.)	Monitoring And Testing Requirements	Recordkeeping Requirements (30 TAC § 122.144)	Reporting Requirements (30 TAC § 122.145)
		ALL		115, Pet. Refinery & Petrochemicals		and positive displacement pumps used in natural gas/gasoline processing operations are exempt from the requirements of this division except §115.356(3)(C) of this title.		§ 115.356(3) [G]§ 115.356(3)(C)	
OC6L8FU01	EU	R5352-ALL	VOC	30 TAC Chapter 115, Pet. Refinery & Petrochemicals	§ 115.357(10)	Instrumentation systems, as defined in 40 CFR §63.161 (January 17, 1997), that meet 40 CFR §63.169 (June 20, 1996) are exempt from the requirements of this division except §115.356(3)(C) of this title.	None	§ 115.356 § 115.356(3) [G]§ 115.356(3)(C)	None
OC6L8FU01	EU	R5352-ALL	VOC	30 TAC Chapter 115, Pet. Refinery & Petrochemicals	§ 115.357(11)	Sampling connection systems, as defined in 40 CFR §63.161 (January 17, 1997), that meet the requirements of 40 CFR §63.166(a) and (b) (June 20, 1996) are exempt from the requirements of this division except §115.356(3)(C) of this title.	None	§ 115.356 § 115.356(3) [G]§ 115.356(3)(C)	None
OC6L8FU01	EU	R5352-ALL	VOC	30 TAC Chapter 115, Pet. Refinery & Petrochemicals	§ 115.357(13)	Components/systems that contact a process fluid containing VOC having a true vapor pressure equal to or less than 0.002 psia at 68 degrees Fahrenheit are exempt from the requirements of this division except §115.356(3)(C) of this title.	None	§ 115.356 § 115.356(3) [G]§ 115.356(3)(C)	None
OC6L8FU01	EU	R5352-ALL	VOC	30 TAC Chapter 115, Pet. Refinery	§ 115.357(6)	Components at a petroleum refinery or synthetic organic	None	§ 115.356 § 115.356(3)	None

Applicable Requirements Summary

Unit Group Process ID No.	Unit Group Processes Type	SOP Index No.	Pollutant	State Rule or Federal Regulation Name	Emission Limitation, Standard or Equipment Specification Citation	Textual Description (See Special Term and Condition 1.B.)	Monitoring And Testing Requirements	Recordkeeping Requirements (30 TAC § 122.144)	Reporting Requirements (30 TAC § 122.145)
				& Petrochemicals		chemical, polymer, resin, or methyl-tert-butyl ether manufacturing process, that contact a process fluid that contains less than 10% VOC by weight are exempt from the requirements of this division except §115.356(3)(C) of this title.		[G]§ 115.356(3)(C)	
OC6L8FU01	EU	R5352-ALL	VOC	30 TAC Chapter 115, Pet. Refinery & Petrochemicals	§ 115.352(1)(A) § 115.352(1) § 115.352(2) § 115.352(2)(A) § 115.352(3) § 115.352(7) § 115.357(1)	No process drains contacting a fluid with TVP less than or equal to 0.044 psia (heavy liquid service) shall be allowed to have a VOC leak, for more than 15 days after discovery, which exceeds a screening concentration greater than 500 parts per million by volume above background as methane, or the dripping or exuding of process fluid based on sight, smell, or sound.	§ 115.354(1) § 115.354(5) § 115.354(6) § 115.354(9) [G]§ 115.355 § 115.357(1)	§ 115.352(7) § 115.356 [G]§ 115.356(1) [G]§ 115.356(2) § 115.356(3) § 115.356(3)(A) § 115.356(3)(B) [G]§ 115.356(3)(C) § 115.356(5)	None
OC6L8FU01	EU	R5352-ALL	VOC	30 TAC Chapter 115, Pet. Refinery & Petrochemicals	§ 115.352(1)(A) § 115.352(1) § 115.352(2) § 115.352(2)(A) § 115.352(3) § 115.352(7)	No process drains contacting a fluid with TVP greater than 0.044 psia (gas/vapor or light liquid service) shall be allowed to have a VOC leak, for more than 15 days after discovery, which exceeds a screening concentration greater than 500 parts per million by volume above background as methane, or the dripping or exuding of process fluid based on	§ 115.354(1) § 115.354(10) § 115.354(5) § 115.354(6) § 115.354(9) [G]§ 115.355	§ 115.352(7) § 115.354(10) § 115.356 [G]§ 115.356(1) [G]§ 115.356(2) § 115.356(3) § 115.356(3)(A) § 115.356(3)(B) § 115.356(5)	None

Applicable Requirements Summary

Unit Group Process ID No.	Unit Group Process Type	SOP Index No.	Pollutant	State Rule or Federal Regulation Name	Emission Limitation, Standard or Equipment Specification Citation	Textual Description (See Special Term and Condition 1.B.)	Monitoring And Testing Requirements	Recordkeeping Requirements (30 TAC § 122.144)	Reporting Requirements (30 TAC § 122.145)
						sight, smell, or sound.			
OC6L8FU01	EU	R5352-ALL	VOC	30 TAC Chapter 115, Pet. Refinery & Petrochemicals	§ 115.352(1)(A) § 115.352(1) § 115.352(2) § 115.352(2)(A) § 115.352(2)(B) § 115.352(3) § 115.352(4) § 115.352(5) § 115.352(6) § 115.352(7) § 115.357(1) § 115.357(8) § 115.357(9)	No open-ended valves or lines contacting a fluid with TVP less than or equal to 0.044 psia (heavy liquid service) shall be allowed to have a VOC leak, for more than 15 days after discovery, which exceeds a screening concentration greater than 500 parts per million by volume above background as methane, or the dripping or exuding of process fluid based on sight, smell, or sound.	§ 115.354(1) § 115.354(2) § 115.354(5) § 115.354(6) [G]§ 115.354(7) § 115.354(9) [G]§ 115.355 § 115.357(1)	§ 115.352(7) § 115.356 [G]§ 115.356(1) [G]§ 115.356(2) § 115.356(3) § 115.356(3)(A) § 115.356(3)(B) [G]§ 115.356(3)(C) § 115.356(5)	[G]§ 115.354(7)
OC6L8FU01	EU	R5352-ALL	VOC	30 TAC Chapter 115, Pet. Refinery & Petrochemicals	§ 115.352(1)(A) § 115.352(1) § 115.352(2) § 115.352(2)(A) § 115.352(3) § 115.352(5) § 115.352(7) § 115.352(8) § 115.357(1) § 115.357(12) § 115.357(8)	No flanges or other connectors contacting a fluid with TVP less than or equal to 0.044 psia (heavy liquid service) shall be allowed to have a VOC leak, for more than 15 days after discovery which exceeds a screening concentration greater than 500 parts per million by volume above background as methane, or the dripping or exuding of process fluid based on sight, smell, or sound.	§ 115.354(1) § 115.354(11) § 115.354(3) § 115.354(5) § 115.354(6) § 115.354(9) [G]§ 115.355 § 115.357(1)	§ 115.352(7) § 115.356 [G]§ 115.356(1) [G]§ 115.356(2) § 115.356(3) § 115.356(3)(A) § 115.356(3)(B) [G]§ 115.356(3)(C) § 115.356(5)	None
OC6L8FU01	EU	R5352-ALL	VOC	30 TAC Chapter 115, Pet. Refinery & Petrochemicals	§ 115.352(1)(A) § 115.352(1) § 115.352(2) § 115.352(2)(A) § 115.352(3) § 115.352(5)	No flanges or other connectors contacting a fluid with TVP greater than 0.044 psia (gas/vapor or light liquid service) shall be allowed to have a VOC	§ 115.354(1) § 115.354(10) § 115.354(11) § 115.354(3) § 115.354(5) § 115.354(6)	§ 115.352(7) § 115.354(10) § 115.356 [G]§ 115.356(1) [G]§ 115.356(2) § 115.356(3)	None

Applicable Requirements Summary

Unit Group Process ID No.	Unit Group Processes Type	SOP Index No.	Pollutant	State Rule or Federal Regulation Name	Emission Limitation, Standard or Equipment Specification Citation	Textual Description (See Special Term and Condition 1.B.)	Monitoring And Testing Requirements	Recordkeeping Requirements (30 TAC § 122.144)	Reporting Requirements (30 TAC § 122.145)
					§ 115.352(7) § 115.352(8) § 115.357(12) § 115.357(8)	leak, for more than 15 days after discovery which exceeds a screening concentration greater than 500 parts per million by volume above background as methane, or the dripping or exuding of process fluid based on sight, smell, or sound.	§ 115.354(9) [G]§ 115.355	§ 115.356(3)(A) § 115.356(3)(B) [G]§ 115.356(3)(C) § 115.356(5)	
OC6L8FU01	EU	R5352-ALL	VOC	30 TAC Chapter 115, Pet. Refinery & Petrochemicals	§ 115.352(1)(A) § 115.352(1) § 115.352(2) § 115.352(2)(A) § 115.352(2)(C) § 115.352(2)(C)(i) § 115.352(2)(C)(ii) § 115.352(2)(C)(iii) § 115.352(3) § 115.352(7) § 115.357(1) § 115.357(8)	No agitators contacting a fluid with TVP less than or equal to 0.044 psia (heavy liquid service) shall be allowed to have a VOC leak, for more than 15 days after discovery which exceeds a screening concentration greater than 500 parts per million by volume above background as methane, or the dripping or exuding of process fluid based on sight, smell, or sound.	[G]§ 115.355 § 115.357(1)	§ 115.352(7) § 115.356 [G]§ 115.356(1) [G]§ 115.356(2) § 115.356(3) § 115.356(3)(A) § 115.356(3)(B) [G]§ 115.356(3)(C) § 115.356(5)	None
OC6L8FU01	EU	R5352-ALL	VOC	30 TAC Chapter 115, Pet. Refinery & Petrochemicals	§ 115.352(1)(A) § 115.352(1) § 115.352(2) § 115.352(2)(A) § 115.352(2)(C) § 115.352(2)(C)(i) § 115.352(2)(C)(ii) § 115.352(2)(C)(iii) § 115.352(3) § 115.352(7) § 115.357(8)	No agitators contacting a fluid with TVP greater than 0.044 psia (gas/vapor or light liquid service) shall be allowed to have a VOC leak, for more than 15 days after discovery which exceeds a screening concentration greater than 500 parts per million by volume above background as methane, or the dripping or exuding of process fluid	[G]§ 115.355	§ 115.352(7) § 115.356 [G]§ 115.356(1) [G]§ 115.356(2) § 115.356(3) § 115.356(3)(A) § 115.356(3)(B) [G]§ 115.356(3)(C) § 115.356(5)	None

Applicable Requirements Summary

Unit Group Process ID No.	Unit Group Processes Type	SOP Index No.	Pollutant	State Rule or Federal Regulation Name	Emission Limitation, Standard or Equipment Specification Citation	Textual Description (See Special Term and Condition 1.B.)	Monitoring And Testing Requirements	Recordkeeping Requirements (30 TAC § 122.144)	Reporting Requirements (30 TAC § 122.145)
						based on sight, smell, or sound.			
OC6L8FU01	EU	R5352-ALL	VOC	30 TAC Chapter 115, Pet. Refinery & Petrochemicals	§ 115.352(1)(B) § 115.352(1) § 115.352(2) § 115.352(2)(A) § 115.352(2)(C) § 115.352(2)(C)(i) § 115.352(2)(C)(ii) § 115.352(2)(C)(iii) § 115.352(3) § 115.352(5) § 115.352(7) § 115.357(4) § 115.357(8)	No compressor seals that are equipped with a shaft sealing system that prevents or detects emissions of VOCs from the seal shall be allowed to have a VOC leak, for more than 15 days after discovery which exceeds a screening concentration greater than 10,000 parts per million by volume above background as methane, or the dripping or exuding of process fluid based on sight, smell, or sound.	[G]§ 115.355	§ 115.352(7) § 115.356 [G]§ 115.356(1) [G]§ 115.356(2) § 115.356(3) [G]§ 115.356(3)(C) § 115.356(5)	None
OC6L8FU01	EU	R5352-ALL	VOC	30 TAC Chapter 115, Pet. Refinery & Petrochemicals	§ 115.352(1)(B) § 115.352(1) § 115.352(2) § 115.352(2)(A) § 115.352(2)(C) § 115.352(2)(C)(i) § 115.352(2)(C)(ii) § 115.352(2)(C)(iii) § 115.352(3) § 115.352(5) § 115.352(7) § 115.357(1) § 115.357(8)	No compressor seals contacting a fluid with TVP less than or equal to 0.044 psia (heavy liquid service) shall be allowed to have a VOC leak, for more than 15 days after discovery which exceeds a screening concentration greater than 10,000 parts per million by volume above background as methane, or the dripping or exuding of process fluid based on sight, smell, or sound.	§ 115.354(1) § 115.354(2) § 115.354(5) § 115.354(6) § 115.354(9) [G]§ 115.355 § 115.357(1)	§ 115.352(7) § 115.356 [G]§ 115.356(1) [G]§ 115.356(2) § 115.356(3) § 115.356(3)(A) § 115.356(3)(B) [G]§ 115.356(3)(C) § 115.356(5)	None
OC6L8FU01	EU	R5352-ALL	VOC	30 TAC Chapter 115, Pet. Refinery & Petrochemicals	§ 115.352(1)(B) § 115.352(1) § 115.352(2) § 115.352(2)(A) § 115.352(2)(C)	No compressor seals contacting a fluid with TVP greater than 0.044 psia (gas/vapor or light liquid service) shall be allowed to	§ 115.354(1) § 115.354(10) § 115.354(2) § 115.354(5) § 115.354(6)	§ 115.352(7) § 115.354(10) § 115.356 [G]§ 115.356(1) [G]§ 115.356(2)	None

Applicable Requirements Summary

Unit Group Process ID No.	Unit Group Processes Type	SOP Index No.	Pollutant	State Rule or Federal Regulation Name	Emission Limitation, Standard or Equipment Specification Citation	Textual Description (See Special Term and Condition 1.B.)	Monitoring And Testing Requirements	Recordkeeping Requirements (30 TAC § 122.144)	Reporting Requirements (30 TAC § 122.145)
					§ 115.352(2)(C)(i) § 115.352(2)(C)(ii) § 115.352(2)(C)(iii) § 115.352(3) § 115.352(5) § 115.352(7) § 115.357(12) § 115.357(8)	have a VOC leak, for more than 15 days after discovery which exceeds a screening concentration greater than 10,000 parts per million by volume above background as methane, or the dripping or exuding of process fluid based on sight, smell, or sound.	§ 115.354(9) [G]§ 115.355	§ 115.356(3) § 115.356(3)(A) § 115.356(3)(B) [G]§ 115.356(3)(C) § 115.356(5)	
OC6L8FU01	EU	R5352-ALL	VOC	30 TAC Chapter 115, Pet. Refinery & Petrochemicals	§ 115.352(1)(B) § 115.352(1) § 115.352(2) § 115.352(2)(A) § 115.352(2)(C) § 115.352(2)(C)(i) § 115.352(2)(C)(ii) § 115.352(2)(C)(iii) § 115.352(3) § 115.352(5) § 115.352(7) § 115.357(4) § 115.357(8)	No pump seals that are equipped with a shaft sealing system that prevents or detects emissions of VOCs from the seal shall be allowed to have a VOC leak, for more than 15 days after discovery which exceeds a screening concentration greater than 10,000 parts per million by volume above background as methane, or the dripping or exuding of process fluid based on sight, smell, or sound.	[G]§ 115.355	§ 115.352(7) § 115.356 [G]§ 115.356(1) [G]§ 115.356(2) § 115.356(3) [G]§ 115.356(3)(C) § 115.356(5)	None
OC6L8FU01	EU	R5352-ALL	VOC	30 TAC Chapter 115, Pet. Refinery & Petrochemicals	§ 115.352(1)(B) § 115.352(1) § 115.352(2) § 115.352(2)(A) § 115.352(2)(C) § 115.352(2)(C)(i) § 115.352(2)(C)(ii) § 115.352(2)(C)(iii) § 115.352(3) § 115.352(5) § 115.352(7) § 115.357(3)	No compressor seals in hydrogen service with a hydrogen content that can be demonstrated to always exceed 50.0% by volume shall be allowed to have a VOC leak, for more than 15 days after discovery which exceeds a screening concentration greater than 10,000 parts per million by volume above background	[G]§ 115.355	§ 115.352(7) § 115.356 [G]§ 115.356(1) [G]§ 115.356(2) § 115.356(3) [G]§ 115.356(3)(C) § 115.356(5)	None

Applicable Requirements Summary

Unit Group Process ID No.	Unit Group Processes Type	SOP Index No.	Pollutant	State Rule or Federal Regulation Name	Emission Limitation, Standard or Equipment Specification Citation	Textual Description (See Special Term and Condition 1.B.)	Monitoring And Testing Requirements	Recordkeeping Requirements (30 TAC § 122.144)	Reporting Requirements (30 TAC § 122.145)
					§ 115.357(8)	as methane, or the dripping or exuding of process fluid based on sight, smell, or sound.			
OC6L8FU01	EU	R5352-ALL	VOC	30 TAC Chapter 115, Pet. Refinery & Petrochemicals	§ 115.357(2) § 115.352(9)	Conservation vents or other devices on atmospheric storage tanks that are actuated either by a vacuum or a pressure of no more than 2.5 psig, pressure relief valves (PRVs) equipped with a rupture disk or venting to a control device, components in continuous vacuum service, and valves that are not externally regulated (i.e. in-line check valves) are exempt from the requirements of this division, except that each PRV equipped with a rupture disk must comply with §115.352(9) and §115.356(3)(C).	None	§ 115.356 § 115.356(3) [G]§ 115.356(3)(C)	None
OC6L8FU01	EU	R5352-ALL	VOC	30 TAC Chapter 115, Pet. Refinery & Petrochemicals	§ 115.352(1)(A) § 115.352(1) § 115.352(2) § 115.352(2)(A) § 115.352(2)(B) § 115.352(3) § 115.352(4) § 115.352(5) § 115.352(6) § 115.352(7) § 115.357(1) § 115.357(8) § 115.357(9)	No valves contacting a fluid with TVP less than or equal to 0.044 psia (heavy liquid service) shall be allowed to have a VOC leak, for more than 15 days after discovery, which exceeds a screening concentration greater than 500 parts per million by volume above background as methane, or the dripping or exuding of process fluid based on	§ 115.354(1) § 115.354(2) § 115.354(5) § 115.354(6) [G]§ 115.354(7) § 115.354(9) [G]§ 115.355 § 115.357(1)	§ 115.352(7) § 115.356 [G]§ 115.356(1) [G]§ 115.356(2) § 115.356(3) § 115.356(3)(A) § 115.356(3)(B) [G]§ 115.356(3)(C) § 115.356(5)	[G]§ 115.354(7)

Applicable Requirements Summary

Unit Group Process ID No.	Unit Group Processes Type	SOP Index No.	Pollutant	State Rule or Federal Regulation Name	Emission Limitation, Standard or Equipment Specification Citation	Textual Description (See Special Term and Condition 1.B.)	Monitoring And Testing Requirements	Recordkeeping Requirements (30 TAC § 122.144)	Reporting Requirements (30 TAC § 122.145)
						sight, smell, or sound.			
OC6L8FU01	EU	R5352-ALL	VOC	30 TAC Chapter 115, Pet. Refinery & Petrochemicals	§ 115.352(1)(C) § 115.352(1) § 115.352(2) § 115.352(2)(A) § 115.352(2)(B) § 115.352(2)(C) § 115.352(2)(C)(i) § 115.352(2)(C)(ii) § 115.352(2)(C)(iii) § 115.352(3) § 115.352(5) § 115.352(7) § 115.357(8) § 115.358(c)(1) [G]§ 115.358(h)	If the owner or operator elects to use the alternative work practice in §115.358, no component shall be allowed to have a VOC leak, detected as defined in §115.358, for more than 15 days after discovery. This includes any leak detected using the alternative work practice on a component that is subject to the requirements of this division but not specifically selected for alternative work practice monitoring.	§ 115.354(1) § 115.354(11) § 115.354(13)(A) § 115.354(13)(B) § 115.354(13)(C) § 115.354(13)(D) § 115.354(13)(E) § 115.354(13)(F) § 115.354(4) § 115.354(5) § 115.354(9) [G]§ 115.355 § 115.358(c)(2) § 115.358(d) [G]§ 115.358(e) § 115.358(f)	§ 115.352(7) § 115.354(13)(D) § 115.354(13)(E) § 115.356 [G]§ 115.356(1) [G]§ 115.356(2) § 115.356(3) § 115.356(3)(A) § 115.356(3)(B) [G]§ 115.356(3)(C) [G]§ 115.356(4) § 115.356(5)	[G]§ 115.358(g)
OC6L8FU01	EU	R5352-ALL	VOC	30 TAC Chapter 115, Pet. Refinery & Petrochemicals	§ 115.352(1)(B) § 115.352(1) § 115.352(2) § 115.352(2)(A) § 115.352(2)(C) § 115.352(2)(C)(i) § 115.352(2)(C)(ii) § 115.352(2)(C)(iii) § 115.352(3) § 115.352(5) § 115.352(7) § 115.357(12) § 115.357(8)	No pump seals contacting a fluid with TVP greater than 0.044 psia (gas/vapor or light liquid service) shall be allowed to have a VOC leak, for more than 15 days after discovery which exceeds a screening concentration greater than 10,000 parts per million by volume above background as methane, or the dripping or exuding of process fluid based on sight, smell, or sound.	§ 115.354(1) § 115.354(10) § 115.354(2) § 115.354(5) § 115.354(6) § 115.354(9) [G]§ 115.355	§ 115.352(7) § 115.354(10) § 115.356 [G]§ 115.356(1) [G]§ 115.356(2) § 115.356(3) § 115.356(3)(A) § 115.356(3)(B) [G]§ 115.356(3)(C) § 115.356(5)	None
OC6L8FU01	EU	63YY-01	112(B) HAPS	40 CFR Part 63, Subpart YY	§ 63.1103 The permit holder shall comply with the applicable limitation, standard and/or equipment	The permit holder shall comply with the applicable requirements of 40 CFR Part 63, Subpart YY	The permit holder shall comply with the applicable monitoring and testing requirements of 40 CFR Part 63, Subpart	The permit holder shall comply with the applicable recordkeeping requirements of 40 CFR Part 63, Subpart	The permit holder shall comply with the applicable reporting requirements of 40 CFR Part 63, Subpart YY

Applicable Requirements Summary

Unit Group Process ID No.	Unit Group Process Type	SOP Index No.	Pollutant	State Rule or Federal Regulation Name	Emission Limitation, Standard or Equipment Specification Citation	Textual Description (See Special Term and Condition 1.B.)	Monitoring And Testing Requirements	Recordkeeping Requirements (30 TAC § 122.144)	Reporting Requirements (30 TAC § 122.145)
					specification requirements of 40 CFR Part 63, Subpart YY		YY	YY	
OC6L8FU11	EU	R5352-ALL	VOC	30 TAC Chapter 115, Pet. Refinery & Petrochemicals	§ 115.352(1)(A) § 115.352(1) § 115.352(2) § 115.352(2)(A) § 115.352(2)(B) § 115.352(3) § 115.352(4) § 115.352(5) § 115.352(6) § 115.352(7) § 115.357(12) § 115.357(8) § 115.357(9)	No open-ended valves or lines contacting a fluid with TVP greater than 0.044 psia (gas/vapor or light liquid service) shall be allowed to have a VOC leak, for more than 15 days after discovery, which exceeds a screening concentration greater than 500 parts per million by volume above background as methane, or the dripping or exuding of process fluid based on sight, smell, or sound.	§ 115.354(1) § 115.354(10) § 115.354(2) § 115.354(5) § 115.354(6) [G]§ 115.354(7) § 115.354(9) [G]§ 115.355	§ 115.352(7) § 115.354(10) § 115.356 [G]§ 115.356(1) [G]§ 115.356(2) § 115.356(3) § 115.356(3)(A) § 115.356(3)(B) [G]§ 115.356(3)(C) § 115.356(5)	[G]§ 115.354(7)
OC6L8FU11	EU	R5352-ALL	VOC	30 TAC Chapter 115, Pet. Refinery & Petrochemicals	§ 115.352(1)(A) § 115.352(1) § 115.352(2) § 115.352(2)(A) § 115.352(2)(B) § 115.352(3) § 115.352(4) § 115.352(5) § 115.352(6) § 115.352(7) § 115.357(12) § 115.357(8) § 115.357(9)	No valves contacting a fluid with TVP greater than 0.044 psia (gas/vapor or light liquid service) shall be allowed to have a VOC leak, for more than 15 days after discovery, which exceeds a screening concentration greater than 500 parts per million by volume above background as methane, or the dripping or exuding of process fluid based on sight, smell, or sound.	§ 115.354(1) § 115.354(10) § 115.354(2) § 115.354(5) § 115.354(6) [G]§ 115.354(7) § 115.354(9) [G]§ 115.355	§ 115.352(7) § 115.354(10) § 115.356 [G]§ 115.356(1) [G]§ 115.356(2) § 115.356(3) § 115.356(3)(A) § 115.356(3)(B) [G]§ 115.356(3)(C) § 115.356(5)	[G]§ 115.354(7)
OC6L8FU11	EU	R5352-ALL	VOC	30 TAC Chapter 115, Pet. Refinery & Petrochemicals	§ 115.352(1)(A) § 115.352(1) § 115.352(2) § 115.352(2)(A) § 115.352(2)(A)	No flanges or other connectors contacting a fluid with TVP less than or equal to 0.044 psia (heavy	§ 115.354(1) § 115.354(11) § 115.354(3) § 115.354(5)	§ 115.352(7) § 115.356 [G]§ 115.356(1) [G]§ 115.356(2)	None

Applicable Requirements Summary

Unit Group Process ID No.	Unit Group Process Type	SOP Index No.	Pollutant	State Rule or Federal Regulation Name	Emission Limitation, Standard or Equipment Specification Citation	Textual Description (See Special Term and Condition 1.B.)	Monitoring And Testing Requirements	Recordkeeping Requirements (30 TAC § 122.144)	Reporting Requirements (30 TAC § 122.145)
					§ 115.352(3) § 115.352(5) § 115.352(7) § 115.352(8) § 115.357(1) § 115.357(12) § 115.357(8)	liquid service) shall be allowed to have a VOC leak, for more than 15 days after discovery which exceeds a screening concentration greater than 500 parts per million by volume above background as methane, or the dripping or exuding of process fluid based on sight, smell, or sound.	§ 115.354(6) § 115.354(9) [G]§ 115.355 § 115.357(1)	§ 115.356(3) § 115.356(3)(A) § 115.356(3)(B) [G]§ 115.356(3)(C) § 115.356(5)	
OC6L8FU11	EU	R5352-ALL	VOC	30 TAC Chapter 115, Pet. Refinery & Petrochemicals	§ 115.352(1)(A) § 115.352(1) § 115.352(2) § 115.352(2)(A) § 115.352(3) § 115.352(5) § 115.352(7) § 115.352(8) § 115.357(12) § 115.357(8)	No flanges or other connectors contacting a fluid with TVP greater than 0.044 psia (gas/vapor or light liquid service) shall be allowed to have a VOC leak, for more than 15 days after discovery which exceeds a screening concentration greater than 500 parts per million by volume above background as methane, or the dripping or exuding of process fluid based on sight, smell, or sound.	§ 115.354(1) § 115.354(10) § 115.354(11) § 115.354(3) § 115.354(5) § 115.354(6) § 115.354(9) [G]§ 115.355	§ 115.352(7) § 115.354(10) § 115.356 [G]§ 115.356(1) [G]§ 115.356(2) § 115.356(3) § 115.356(3)(A) § 115.356(3)(B) [G]§ 115.356(3)(C) § 115.356(5)	None
OC6L8FU11	EU	R5352-ALL	VOC	30 TAC Chapter 115, Pet. Refinery & Petrochemicals	§ 115.352(1)(A) § 115.352(1) § 115.352(2) § 115.352(2)(A) § 115.352(2)(C) § 115.352(2)(C)(i) § 115.352(2)(C)(ii) § 115.352(2)(C)(iii) § 115.352(3) § 115.352(7)	No agitators contacting a fluid with TVP less than or equal to 0.044 psia (heavy liquid service) shall be allowed to have a VOC leak, for more than 15 days after discovery which exceeds a screening concentration greater than 500 parts per million by	[G]§ 115.355 § 115.357(1)	§ 115.352(7) § 115.356 [G]§ 115.356(1) [G]§ 115.356(2) § 115.356(3) § 115.356(3)(A) § 115.356(3)(B) [G]§ 115.356(3)(C) § 115.356(5)	None

Applicable Requirements Summary

Unit Group Process ID No.	Unit Group Processes Type	SOP Index No.	Pollutant	State Rule or Federal Regulation Name	Emission Limitation, Standard or Equipment Specification Citation	Textual Description (See Special Term and Condition 1.B.)	Monitoring And Testing Requirements	Recordkeeping Requirements (30 TAC § 122.144)	Reporting Requirements (30 TAC § 122.145)
					§ 115.357(1) § 115.357(8)	volume above background as methane, or the dripping or exuding of process fluid based on sight, smell, or sound.			
OC6L8FU11	EU	R5352-ALL	VOC	30 TAC Chapter 115, Pet. Refinery & Petrochemicals	§ 115.352(1)(A) § 115.352(1) § 115.352(2) § 115.352(2)(A) § 115.352(2)(C) § 115.352(2)(C)(i) § 115.352(2)(C)(ii) § 115.352(2)(C)(iii) § 115.352(3) § 115.352(7) § 115.357(8)	No agitators contacting a fluid with TVP greater than 0.044 psia (gas/vapor or light liquid service) shall be allowed to have a VOC leak, for more than 15 days after discovery which exceeds a screening concentration greater than 500 parts per million by volume above background as methane, or the dripping or exuding of process fluid based on sight, smell, or sound.	[G]§ 115.355	§ 115.352(7) § 115.356 [G]§ 115.356(1) [G]§ 115.356(2) § 115.356(3) § 115.356(3)(A) § 115.356(3)(B) [G]§ 115.356(3)(C) § 115.356(5)	None
OC6L8FU11	EU	R5352-ALL	VOC	30 TAC Chapter 115, Pet. Refinery & Petrochemicals	§ 115.352(1)(B) § 115.352(1) § 115.352(2) § 115.352(2)(A) § 115.352(2)(C) § 115.352(2)(C)(i) § 115.352(2)(C)(ii) § 115.352(2)(C)(iii) § 115.352(3) § 115.352(5) § 115.352(7) § 115.357(4) § 115.357(8)	No compressor seals that are equipped with a shaft sealing system that prevents or detects emissions of VOCs from the seal shall be allowed to have a VOC leak, for more than 15 days after discovery which exceeds a screening concentration greater than 10,000 parts per million by volume above background as methane, or the dripping or exuding of process fluid based on sight, smell, or sound.	[G]§ 115.355	§ 115.352(7) § 115.356 [G]§ 115.356(1) [G]§ 115.356(2) § 115.356(3) [G]§ 115.356(3)(C) § 115.356(5)	None
OC6L8FU11	EU	R5352-ALL	VOC	30 TAC Chapter 115, Pet. Refinery	§ 115.352(1)(B) § 115.352(1)	No compressor seals contacting a fluid with TVP	§ 115.354(1) § 115.354(2)	§ 115.352(7) § 115.356	None

Applicable Requirements Summary

Unit Group Process ID No.	Unit Group Process Type	SOP Index No.	Pollutant	State Rule or Federal Regulation Name	Emission Limitation, Standard or Equipment Specification Citation	Textual Description (See Special Term and Condition 1.B.)	Monitoring And Testing Requirements	Recordkeeping Requirements (30 TAC § 122.144)	Reporting Requirements (30 TAC § 122.145)
				& Petrochemicals	§ 115.352(2) § 115.352(2)(A) § 115.352(2)(C) § 115.352(2)(C)(i) § 115.352(2)(C)(ii) § 115.352(2)(C)(iii) § 115.352(3) § 115.352(5) § 115.352(7) § 115.357(1) § 115.357(8)	less than or equal to 0.044 psia (heavy liquid service) shall be allowed to have a VOC leak, for more than 15 days after discovery which exceeds a screening concentration greater than 10,000 parts per million by volume above background as methane, or the dripping or exuding of process fluid based on sight, smell, or sound.	§ 115.354(5) § 115.354(6) § 115.354(9) [G]§ 115.355 § 115.357(1)	[G]§ 115.356(1) [G]§ 115.356(2) § 115.356(3) § 115.356(3)(A) § 115.356(3)(B) [G]§ 115.356(3)(C) § 115.356(5)	
OC6L8FU11	EU	R5352-ALL	VOC	30 TAC Chapter 115, Pet. Refinery & Petrochemicals	§ 115.352(1)(B) § 115.352(1) § 115.352(2) § 115.352(2)(A) § 115.352(2)(C) § 115.352(2)(C)(i) § 115.352(2)(C)(ii) § 115.352(2)(C)(iii) § 115.352(3) § 115.352(5) § 115.352(7) § 115.357(12) § 115.357(8)	No compressor seals contacting a fluid with TVP greater than 0.044 psia (gas/vapor or light liquid service) shall be allowed to have a VOC leak, for more than 15 days after discovery which exceeds a screening concentration greater than 10,000 parts per million by volume above background as methane, or the dripping or exuding of process fluid based on sight, smell, or sound.	§ 115.354(1) § 115.354(10) § 115.354(2) § 115.354(5) § 115.354(6) § 115.354(9) [G]§ 115.355	§ 115.352(7) § 115.354(10) § 115.356 [G]§ 115.356(1) [G]§ 115.356(2) § 115.356(3) § 115.356(3)(A) § 115.356(3)(B) [G]§ 115.356(3)(C) § 115.356(5)	None
OC6L8FU11	EU	R5352-ALL	VOC	30 TAC Chapter 115, Pet. Refinery & Petrochemicals	§ 115.352(1)(B) § 115.352(1) § 115.352(2) § 115.352(2)(A) § 115.352(2)(C) § 115.352(2)(C)(i) § 115.352(2)(C)(ii) § 115.352(2)(C)(iii) § 115.352(3) § 115.352(5)	No pump seals that are equipped with a shaft sealing system that prevents or detects emissions of VOCs from the seal shall be allowed to have a VOC leak, for more than 15 days after discovery which exceeds a screening concentration greater than	[G]§ 115.355	§ 115.352(7) § 115.356 [G]§ 115.356(1) [G]§ 115.356(2) § 115.356(3) [G]§ 115.356(3)(C) § 115.356(5)	None

Applicable Requirements Summary

Unit Group Process ID No.	Unit Group Process Type	SOP Index No.	Pollutant	State Rule or Federal Regulation Name	Emission Limitation, Standard or Equipment Specification Citation	Textual Description (See Special Term and Condition 1.B.)	Monitoring And Testing Requirements	Recordkeeping Requirements (30 TAC § 122.144)	Reporting Requirements (30 TAC § 122.145)
					§ 115.352(7) § 115.357(4) § 115.357(8)	10,000 parts per million by volume above background as methane, or the dripping or exuding of process fluid based on sight, smell, or sound.			
OC6L8FU11	EU	R5352-ALL	VOC	30 TAC Chapter 115, Pet. Refinery & Petrochemicals	§ 115.352(1)(B) § 115.352(1) § 115.352(2) § 115.352(2)(A) § 115.352(2)(C) § 115.352(2)(C)(i) § 115.352(2)(C)(ii) § 115.352(2)(C)(iii) § 115.352(3) § 115.352(5) § 115.352(7) § 115.357(1) § 115.357(8)	No pump seals contacting a fluid with TVP less than or equal to 0.044 psia (heavy liquid service) shall be allowed to have a VOC leak, for more than 15 days after discovery which exceeds a screening concentration greater than 10,000 parts per million by volume above background as methane, or the dripping or exuding of process fluid based on sight, smell, or sound.	§ 115.354(1) § 115.354(2) § 115.354(5) § 115.354(6) § 115.354(9) [G]§ 115.355 § 115.357(1)	§ 115.352(7) § 115.356 [G]§ 115.356(1) [G]§ 115.356(2) § 115.356(3) [G]§ 115.356(3)(C) § 115.356(5)	None
OC6L8FU11	EU	R5352-ALL	VOC	30 TAC Chapter 115, Pet. Refinery & Petrochemicals	§ 115.352(1)(B) § 115.352(1) § 115.352(2) § 115.352(2)(A) § 115.352(2)(C) § 115.352(2)(C)(i) § 115.352(2)(C)(ii) § 115.352(2)(C)(iii) § 115.352(3) § 115.352(5) § 115.352(7) § 115.357(12) § 115.357(8)	No pump seals contacting a fluid with TVP greater than 0.044 psia (gas/vapor or light liquid service) shall be allowed to have a VOC leak, for more than 15 days after discovery which exceeds a screening concentration greater than 10,000 parts per million by volume above background as methane, or the dripping or exuding of process fluid based on sight, smell, or sound.	§ 115.354(1) § 115.354(10) § 115.354(2) § 115.354(5) § 115.354(6) § 115.354(9) [G]§ 115.355	§ 115.352(7) § 115.354(10) § 115.356 [G]§ 115.356(1) [G]§ 115.356(2) § 115.356(3) § 115.356(3)(A) § 115.356(3)(B) [G]§ 115.356(3)(C) § 115.356(5)	None
OC6L8FU11	EU	R5352-ALL	VOC	30 TAC Chapter 115, Pet. Refinery	§ 115.352(1)(C) § 115.352(1)	If the owner or operator elects to use the alternative	§ 115.354(1) § 115.354(11)	§ 115.352(7) § 115.354(13)(D)	[G]§ 115.358(g)

Applicable Requirements Summary

Unit Group Process ID No.	Unit Group Processes Type	SOP Index No.	Pollutant	State Rule or Federal Regulation Name	Emission Limitation, Standard or Equipment Specification Citation	Textual Description (See Special Term and Condition 1.B.)	Monitoring And Testing Requirements	Recordkeeping Requirements (30 TAC § 122.144)	Reporting Requirements (30 TAC § 122.145)
				& Petrochemicals	§ 115.352(2) § 115.352(2)(A) § 115.352(2)(B) § 115.352(2)(C) § 115.352(2)(C)(i) § 115.352(2)(C)(ii) § 115.352(2)(C)(iii) § 115.352(3) § 115.352(5) § 115.352(7) § 115.357(8) § 115.358(c)(1) [G]§ 115.358(h)	work practice in §115.358, no component shall be allowed to have a VOC leak, detected as defined in §115.358, for more than 15 days after discovery. This includes any leak detected using the alternative work practice on a component that is subject to the requirements of this division but not specifically selected for alternative work practice monitoring.	§ 115.354(13)(A) § 115.354(13)(B) § 115.354(13)(C) § 115.354(13)(D) § 115.354(13)(E) § 115.354(13)(F) § 115.354(4) § 115.354(5) § 115.354(9) [G]§ 115.355 § 115.358(c)(2) § 115.358(d) [G]§ 115.358(e) § 115.358(f)	§ 115.354(13)(E) § 115.356 [G]§ 115.356(1) [G]§ 115.356(2) § 115.356(3) § 115.356(3)(A) § 115.356(3)(B) [G]§ 115.356(3)(C) [G]§ 115.356(4) § 115.356(5)	
OC6L8FU11	EU	R5352-ALL	VOC	30 TAC Chapter 115, Pet. Refinery & Petrochemicals	§ 115.352(1)(A) § 115.352(1) § 115.352(2) § 115.352(2)(A) § 115.352(2)(B) § 115.352(3) § 115.352(4) § 115.352(5) § 115.352(6) § 115.352(7) § 115.357(1) § 115.357(8) § 115.357(9)	No valves contacting a fluid with TVP less than or equal to 0.044 psia (heavy liquid service) shall be allowed to have a VOC leak, for more than 15 days after discovery, which exceeds a screening concentration greater than 500 parts per million by volume above background as methane, or the dripping or exuding of process fluid based on sight, smell, or sound.	§ 115.354(1) § 115.354(2) § 115.354(5) § 115.354(6) [G]§ 115.354(7) § 115.354(9) [G]§ 115.355 § 115.357(1)	§ 115.352(7) § 115.356 [G]§ 115.356(1) [G]§ 115.356(2) § 115.356(3) § 115.356(3)(A) § 115.356(3)(B) [G]§ 115.356(3)(C) § 115.356(5)	[G]§ 115.354(7)
OC6L8FU11	EU	R5352-ALL	VOC	30 TAC Chapter 115, Pet. Refinery & Petrochemicals	§ 115.357(2) § 115.352(9)	Conservation vents or other devices on atmospheric storage tanks that are actuated either by a vacuum or a pressure of no more than 2.5 psig, pressure relief valves (PRVs) equipped with a rupture disk or venting to a control device, components in	None	§ 115.356 § 115.356(3) [G]§ 115.356(3)(C)	None

Applicable Requirements Summary

Unit Group Process ID No.	Unit Group Process Type	SOP Index No.	Pollutant	State Rule or Federal Regulation Name	Emission Limitation, Standard or Equipment Specification Citation	Textual Description (See Special Term and Condition 1.B.)	Monitoring And Testing Requirements	Recordkeeping Requirements (30 TAC § 122.144)	Reporting Requirements (30 TAC § 122.145)
						continuous vacuum service, and valves that are not externally regulated (i.e. in-line check valves) are exempt from the requirements of this division, except that each PRV equipped with a rupture disk must comply with §115.352(9) and §115.356(3)(C).			
OC6L8FU11	EU	R5352-ALL	VOC	30 TAC Chapter 115, Pet. Refinery & Petrochemicals	§ 115.352(1)(B) § 115.352(1) § 115.352(2) § 115.352(2)(A) § 115.352(2)(C) § 115.352(2)(C)(i) § 115.352(2)(C)(ii) § 115.352(2)(C)(iii) § 115.352(3) § 115.352(5) § 115.352(7) § 115.357(3) § 115.357(8)	No compressor seals in hydrogen service with a hydrogen content that can be demonstrated to always exceed 50.0% by volume shall be allowed to have a VOC leak, for more than 15 days after discovery which exceeds a screening concentration greater than 10,000 parts per million by volume above background as methane, or the dripping or exuding of process fluid based on sight, smell, or sound.	[G]§ 115.355	§ 115.352(7) § 115.356 [G]§ 115.356(1) [G]§ 115.356(2) § 115.356(3) [G]§ 115.356(3)(C) § 115.356(5)	None
OC6L8FU11	EU	R5352-ALL	VOC	30 TAC Chapter 115, Pet. Refinery & Petrochemicals	§ 115.357(5)	Reciprocating compressors and positive displacement pumps used in natural gas/gasoline processing operations are exempt from the requirements of this division except §115.356(3)(C) of this title.	None	§ 115.356 § 115.356(3) [G]§ 115.356(3)(C)	None
OC6L8FU11	EU	R5352-ALL	VOC	30 TAC Chapter 115, Pet. Refinery & Petrochemicals	§ 115.357(10)	Instrumentation systems, as defined in 40 CFR §63.161 (January 17, 1997), that	None	§ 115.356 § 115.356(3) [G]§ 115.356(3)(C)	None

Applicable Requirements Summary

Unit Group Process ID No.	Unit Group Processes Type	SOP Index No.	Pollutant	State Rule or Federal Regulation Name	Emission Limitation, Standard or Equipment Specification Citation	Textual Description (See Special Term and Condition 1.B.)	Monitoring And Testing Requirements	Recordkeeping Requirements (30 TAC § 122.144)	Reporting Requirements (30 TAC § 122.145)
						meet 40 CFR §63.169 (June 20, 1996) are exempt from the requirements of this division except §115.356(3)(C) of this title.			
OC6L8FU11	EU	R5352-ALL	VOC	30 TAC Chapter 115, Pet. Refinery & Petrochemicals	§ 115.357(11)	Sampling connection systems, as defined in 40 CFR §63.161 (January 17, 1997), that meet the requirements of 40 CFR §63.166(a) and (b) (June 20, 1996) are exempt from the requirements of this division except §115.356(3)(C) of this title.	None	§ 115.356 § 115.356(3) [G]§ 115.356(3)(C)	None
OC6L8FU11	EU	R5352-ALL	VOC	30 TAC Chapter 115, Pet. Refinery & Petrochemicals	§ 115.357(13)	Components/systems that contact a process fluid containing VOC having a true vapor pressure equal to or less than 0.002 psia at 68 degrees Fahrenheit are exempt from the requirements of this division except §115.356(3)(C) of this title.	None	§ 115.356 § 115.356(3) [G]§ 115.356(3)(C)	None
OC6L8FU11	EU	R5352-ALL	VOC	30 TAC Chapter 115, Pet. Refinery & Petrochemicals	§ 115.357(6)	Components at a petroleum refinery or synthetic organic chemical, polymer, resin, or methyl-tert-butyl ether manufacturing process, that contact a process fluid that contains less than 10% VOC by weight are exempt from the requirements of this division except §115.356(3)(C) of this title.	None	§ 115.356 § 115.356(3) [G]§ 115.356(3)(C)	None
OC6L8FU11	EU	R5352-	VOC	30 TAC Chapter	§ 115.352(1)(A)	No process drains	§ 115.354(1)	§ 115.352(7)	None

Applicable Requirements Summary

Unit Group Process ID No.	Unit Group Processes Type	SOP Index No.	Pollutant	State Rule or Federal Regulation Name	Emission Limitation, Standard or Equipment Specification Citation	Textual Description (See Special Term and Condition 1.B.)	Monitoring And Testing Requirements	Recordkeeping Requirements (30 TAC § 122.144)	Reporting Requirements (30 TAC § 122.145)
		ALL		115, Pet. Refinery & Petrochemicals	§ 115.352(1) § 115.352(2) § 115.352(2)(A) § 115.352(3) § 115.352(7) § 115.357(1)	contacting a fluid with TVP less than or equal to 0.044 psia (heavy liquid service) shall be allowed to have a VOC leak, for more than 15 days after discovery, which exceeds a screening concentration greater than 500 parts per million by volume above background as methane, or the dripping or exuding of process fluid based on sight, smell, or sound.	§ 115.354(5) § 115.354(6) § 115.354(9) [G]§ 115.355 § 115.357(1)	§ 115.356 [G]§ 115.356(1) [G]§ 115.356(2) § 115.356(3) § 115.356(3)(A) § 115.356(3)(B) [G]§ 115.356(3)(C) § 115.356(5)	
OC6L8FU11	EU	R5352-ALL	VOC	30 TAC Chapter 115, Pet. Refinery & Petrochemicals	§ 115.352(1)(A) § 115.352(1) § 115.352(2) § 115.352(2)(A) § 115.352(3) § 115.352(7)	No process drains contacting a fluid with TVP greater than 0.044 psia (gas/vapor or light liquid service) shall be allowed to have a VOC leak, for more than 15 days after discovery, which exceeds a screening concentration greater than 500 parts per million by volume above background as methane, or the dripping or exuding of process fluid based on sight, smell, or sound.	§ 115.354(1) § 115.354(10) § 115.354(5) § 115.354(6) § 115.354(9) [G]§ 115.355	§ 115.352(7) § 115.354(10) § 115.356 [G]§ 115.356(1) [G]§ 115.356(2) § 115.356(3) § 115.356(3)(A) § 115.356(3)(B) § 115.356(5)	None
OC6L8FU11	EU	R5352-ALL	VOC	30 TAC Chapter 115, Pet. Refinery & Petrochemicals	§ 115.352(1)(A) § 115.352(1) § 115.352(2) § 115.352(2)(A) § 115.352(2)(B) § 115.352(3) § 115.352(5) § 115.352(7) § 115.352(9)	No pressure relief valves contacting a fluid with TVP less than or equal to 0.044 psia (heavy liquid service) shall be allowed to have a VOC leak, for more than 15 days after discovery, which exceeds a screening concentration greater than	§ 115.354(1) § 115.354(2) § 115.354(4) § 115.354(5) § 115.354(6) [G]§ 115.354(7) § 115.354(9) [G]§ 115.355 § 115.357(1)	§ 115.352(7) § 115.356 [G]§ 115.356(1) [G]§ 115.356(2) § 115.356(3) § 115.356(3)(A) § 115.356(3)(B) [G]§ 115.356(3)(C) § 115.356(5)	[G]§ 115.354(7)

Applicable Requirements Summary

Unit Group Process ID No.	Unit Group Process Type	SOP Index No.	Pollutant	State Rule or Federal Regulation Name	Emission Limitation, Standard or Equipment Specification Citation	Textual Description (See Special Term and Condition 1.B.)	Monitoring And Testing Requirements	Recordkeeping Requirements (30 TAC § 122.144)	Reporting Requirements (30 TAC § 122.145)
					§ 115.357(1) § 115.357(8) § 115.357(9)	500 parts per million by volume above background as methane, or the dripping or exuding of process fluid based on sight, smell, or sound.			
OC6L8FU11	EU	R5352-ALL	VOC	30 TAC Chapter 115, Pet. Refinery & Petrochemicals	§ 115.352(1)(A) § 115.352(1) § 115.352(2) § 115.352(2)(A) § 115.352(2)(B) § 115.352(3) § 115.352(5) § 115.352(7) § 115.352(9) § 115.357(12) § 115.357(8) § 115.357(9)	No pressure relief valves contacting a fluid with TVP greater than 0.044 psia (gas/vapor or light liquid service) shall be allowed to have a VOC leak, for more than 15 days after discovery, which exceeds a screening concentration greater than 500 parts per million by volume above background as methane, or the dripping or exuding of process fluid based on sight, smell, or sound.	§ 115.354(1) § 115.354(10) § 115.354(2) § 115.354(4) § 115.354(5) § 115.354(6) [G]§ 115.354(7) § 115.354(9) [G]§ 115.355	§ 115.352(7) § 115.354(10) § 115.356 [G]§ 115.356(1) [G]§ 115.356(2) § 115.356(3) § 115.356(3)(A) § 115.356(3)(B) [G]§ 115.356(3)(C) § 115.356(5)	[G]§ 115.354(7)
OC6L8FU11	EU	R5352-ALL	VOC	30 TAC Chapter 115, Pet. Refinery & Petrochemicals	§ 115.352(1)(A) § 115.352(1) § 115.352(2) § 115.352(2)(A) § 115.352(2)(B) § 115.352(3) § 115.352(4) § 115.352(5) § 115.352(6) § 115.352(7) § 115.357(1) § 115.357(8) § 115.357(9)	No open-ended valves or lines contacting a fluid with TVP less than or equal to 0.044 psia (heavy liquid service) shall be allowed to have a VOC leak, for more than 15 days after discovery, which exceeds a screening concentration greater than 500 parts per million by volume above background as methane, or the dripping or exuding of process fluid based on sight, smell, or sound.	§ 115.354(1) § 115.354(2) § 115.354(5) § 115.354(6) [G]§ 115.354(7) § 115.354(9) [G]§ 115.355 § 115.357(1)	§ 115.352(7) § 115.356 [G]§ 115.356(1) [G]§ 115.356(2) § 115.356(3) § 115.356(3)(A) § 115.356(3)(B) [G]§ 115.356(3)(C) § 115.356(5)	[G]§ 115.354(7)
OC6L8FU11	EU	63YY-01	112(B) HAPS	40 CFR Part 63, Subpart YY	§ 63.1103 The permit holder	The permit holder shall comply with the applicable	The permit holder shall comply with the	The permit holder shall comply with the	The permit holder shall comply with the

Applicable Requirements Summary

Unit Group Process ID No.	Unit Group Process Type	SOP Index No.	Pollutant	State Rule or Federal Regulation Name	Emission Limitation, Standard or Equipment Specification Citation	Textual Description (See Special Term and Condition 1.B.)	Monitoring And Testing Requirements	Recordkeeping Requirements (30 TAC § 122.144)	Reporting Requirements (30 TAC § 122.145)
					shall comply with the applicable limitation, standard and/or equipment specification requirements of 40 CFR Part 63, Subpart YY	requirements of 40 CFR Part 63, Subpart YY	applicable monitoring and testing requirements of 40 CFR Part 63, Subpart YY	applicable recordkeeping requirements of 40 CFR Part 63, Subpart YY	applicable reporting requirements of 40 CFR Part 63, Subpart YY
OC6L8GE03	EU	R7ICI-01	Exempt	30 TAC Chapter 117, Subchapter B	§ 117.303(a)(6)(D)	Units exempted from the provisions of this division, except as specified in §§117.310(f), 117.340(j), 117.345(f)(6) and (10), 117.350(c)(1), and 117.354(a)(5), include stationary gas turbines and stationary internal combustion engines that are used exclusively in emergency situations, except that operation for testing or maintenance purposes is allowed for up to 52 hours per year, based on a rolling 12-month average.	§ 117.8140(a) § 117.8140(a)(3)	§ 117.340(j) § 117.345(f) [G]§ 117.345(f)(6)	None
OC6L8GE03	EU	63ZZZ-01	112(B) HAPS	40 CFR Part 63, Subpart ZZZZ	§ 63.6602-Table 2c.1 § 63.6595(a)(1) § 63.6605(a) § 63.6605(b) § 63.6625(e) § 63.6625(f) § 63.6625(h) § 63.6625(i) § 63.6640(f)(1) § 63.6640(f)(2) § 63.6640(f)(2)(i)	For each existing emergency stationary CI RICE and black start stationary CI RICE, located at a major source, you must comply with the requirements as specified in Table 2c.1.a-c.	§ 63.6625(i) § 63.6640(a) § 63.6640(a)-Table 6.9.a.i § 63.6640(a)-Table 6.9.a.ii	§ 63.6625(i) § 63.6655(e) § 63.6655(f) § 63.6660(a) § 63.6660(b) § 63.6660(c)	§ 63.6640(e) § 63.6650(f)

Applicable Requirements Summary

Unit Group Process ID No.	Unit Group Process Type	SOP Index No.	Pollutant	State Rule or Federal Regulation Name	Emission Limitation, Standard or Equipment Specification Citation	Textual Description (See Special Term and Condition 1.B.)	Monitoring And Testing Requirements	Recordkeeping Requirements (30 TAC § 122.144)	Reporting Requirements (30 TAC § 122.145)
					§ 63.6640(f)(3)				
OC6L8LR1	EU	R5211-01	VOC	30 TAC Chapter 115, Loading and Unloading of VOC	§ 115.213(b) § 115.212(a)(3)(B) § 115.212(a)(3)(E) § 115.213(b)(1) § 115.213(b)(4) [G]§ 115.213(b)(6) § 115.214(a)(1)(B) § 115.214(a)(1)(D) § 115.214(a)(1)(D)(ii)	As an alternative to §115.212(a)(1), loading operations may elect to achieve a 90% overall control of emissions at the account when loading VOC with true vapor pressure greater than 0.5 psia, but less than 11.0 psia, provided that the conditions specified in §115.213(b)(1)-(6) are met.	§ 115.212(a)(3)(B) § 115.213(b) § 115.213(b)(1) § 115.214(a)(1)(A) § 115.214(a)(1)(A)(i) § 115.215 § 115.215(1) § 115.215(10) [G]§ 115.215(2) § 115.215(4) § 115.215(9)	§ 115.213(b)(1) § 115.216 § 115.216(2) § 115.216(3)(A) § 115.216(3)(A)(i) § 115.216(3)(A)(ii) § 115.216(3)(A)(iii) § 115.216(3)(B)	§ 115.213(b)(1) § 115.213(b)(2) § 115.213(b)(3) § 115.213(b)(4)
OC6L8LR1	EU	R5211-02	VOC	30 TAC Chapter 115, Loading and Unloading of VOC	§ 115.217(a)(1) § 115.212(a)(2) § 115.214(a)(1)(B) § 115.214(a)(1)(D) § 115.214(a)(1)(D)(i)	Vapor pressure (at land-based operations). All land-based loading and unloading of VOC with a true vapor pressure less than 0.5 psia is exempt from the requirements of this division, except as specified.	§ 115.214(a)(1)(A) § 115.214(a)(1)(A)(i) § 115.215 § 115.215(4)	§ 115.216 § 115.216(2) § 115.216(3)(B)	None
OC6L8R44A	EP	60RRR-01	VOC/TOC	40 CFR Part 60, Subpart RRR	§ 60.700(c)(5)	Vent streams routed to distillation units subject to subpart NNN with no other air releases except for a pressure relief valve, are exempt from all provisions of this subpart except for §60.705(r).	None	None	§ 60.705(r)
OC6L8R44B	EP	60RRR-01	VOC/TOC	40 CFR Part 60, Subpart RRR	§ 60.700(c)(5)	Vent streams routed to distillation units subject to subpart NNN with no other air releases except for a pressure relief valve, are exempt from all provisions of this subpart except for	None	None	§ 60.705(r)

Applicable Requirements Summary

Unit Group Process ID No.	Unit Group Processes Type	SOP Index No.	Pollutant	State Rule or Federal Regulation Name	Emission Limitation, Standard or Equipment Specification Citation	Textual Description (See Special Term and Condition 1.B.)	Monitoring And Testing Requirements	Recordkeeping Requirements (30 TAC § 122.144)	Reporting Requirements (30 TAC § 122.145)
						§60.705(r).			
OC6L8RX1	EP	R5121-01	VOC	30 TAC Chapter 115, Vent Gas Controls	§ 115.123(a)(1) § 115.910 § 63.1103(e)(4)(xii) § 63.1103(e)(4)(xiii)	Alternate methods of demonstrating and documenting continuous compliance with the applicable control requirements or exemption criteria in this division may be approved by the Executive Director in accordance with §115.910 of this title if emission reduction are demonstrated to be substantially equivalent.	[G]§ 115.125 § 115.126(2) ** See Periodic Monitoring Summary **See Alternative Requirement	§ 115.126 § 115.126(2)	None
OC6L8RX1	EP	R5121-02	VOC	30 TAC Chapter 115, Vent Gas Controls	§ 115.122(a)(2) § 115.121(a)(2) § 115.122(a)(2)(B) § 63.1103(e)(4)(xii) § 63.1103(e)(4)(xiii)	Any vent gas streams affected by §115.121(a)(2) of this title must be controlled properly with a control efficiency of at least 98% or to a VOC concentration of no more than 20 ppmv (on a dry basis corrected to 3.0% oxygen for combustion devices).	[G]§ 115.125 § 115.126(1) § 115.126(1)(A) § 115.126(1)(A)(i) § 115.126(2) **See Alternative Requirement	§ 115.126 § 115.126(1) § 115.126(1)(A) § 115.126(1)(A)(i) § 115.126(2)	None
OC6L8RX2	EP	R5121-01	VOC	30 TAC Chapter 115, Vent Gas Controls	§ 115.123(a)(1) § 115.910 § 63.1103(e)(4)(xii) § 63.1103(e)(4)(xiii)	Alternate methods of demonstrating and documenting continuous compliance with the applicable control requirements or exemption criteria in this division may be approved by the Executive Director in accordance with §115.910 of this title if emission reduction are demonstrated	[G]§ 115.125 § 115.126(2) ** See Periodic Monitoring Summary **See Alternative Requirement	§ 115.126 § 115.126(2)	None

Applicable Requirements Summary

Unit Group Process ID No.	Unit Group Processes Type	SOP Index No.	Pollutant	State Rule or Federal Regulation Name	Emission Limitation, Standard or Equipment Specification Citation	Textual Description (See Special Term and Condition 1.B.)	Monitoring And Testing Requirements	Recordkeeping Requirements (30 TAC § 122.144)	Reporting Requirements (30 TAC § 122.145)
						to be substantially equivalent.			
OC6L8RX2	EP	R5121-02	VOC	30 TAC Chapter 115, Vent Gas Controls	§ 115.122(a)(2) § 115.121(a)(2) § 115.122(a)(2)(B) § 63.1103(e)(4)(xii) § 63.1103(e)(4)(xiii)	Any vent gas streams affected by §115.121(a)(2) of this title must be controlled properly with a control efficiency of at least 98% or to a VOC concentration of no more than 20 ppmv (on a dry basis corrected to 3.0% oxygen for combustion devices).	[G]§ 115.125 § 115.126(1) § 115.126(1)(A) § 115.126(1)(A)(i) § 115.126(2) **See Alternative Requirement	§ 115.126 § 115.126(1) § 115.126(1)(A) § 115.126(1)(A)(i) § 115.126(2)	None
OC6L8RX3	EP	R5121-01	VOC	30 TAC Chapter 115, Vent Gas Controls	§ 115.123(a)(1) § 115.910 § 63.1103(e)(4)(xii) § 63.1103(e)(4)(xiii)	Alternate methods of demonstrating and documenting continuous compliance with the applicable control requirements or exemption criteria in this division may be approved by the Executive Director in accordance with §115.910 of this title if emission reduction are demonstrated to be substantially equivalent.	[G]§ 115.125 § 115.126(2) ** See Periodic Monitoring Summary **See Alternative Requirement	§ 115.126 § 115.126(2)	None
OC6L8RX4	EP	R5121-01	VOC	30 TAC Chapter 115, Vent Gas Controls	§ 115.123(a)(1) § 115.910 § 63.1103(e)(4)(xii) § 63.1103(e)(4)(xiii)	Alternate methods of demonstrating and documenting continuous compliance with the applicable control requirements or exemption criteria in this division may be approved by the Executive Director in accordance with §115.910 of this title if emission	[G]§ 115.125 § 115.126(2) ** See Periodic Monitoring Summary **See Alternative Requirement	§ 115.126 § 115.126(2)	None

Applicable Requirements Summary

Unit Group Process ID No.	Unit Group Processes Type	SOP Index No.	Pollutant	State Rule or Federal Regulation Name	Emission Limitation, Standard or Equipment Specification Citation	Textual Description (See Special Term and Condition 1.B.)	Monitoring And Testing Requirements	Recordkeeping Requirements (30 TAC § 122.144)	Reporting Requirements (30 TAC § 122.145)
						reduction are demonstrated to be substantially equivalent.			
OC6L8S068	EU	61FF-01	Benzene	40 CFR Part 61, Subpart FF	§ 61.343(a)(1) § 61.343(a)(1)(i)(A) § 61.343(a)(1)(i)(B) § 61.343(c) § 61.343(d) § 61.349(a) § 61.349(a)(1)(i) § 61.349(a)(1)(ii) § 61.349(a)(1)(ii)(B) § 61.349(a)(1)(iii) § 61.349(a)(1)(iv) § 61.349(a)(2)(i)(A) § 61.349(b) § 61.349(e) § 61.349(f) § 61.349(g)	The owner or operator shall install, operate, and maintain a fixed-roof and closed-vent system that routes all organic vapors vented from the tank to a control device.	§ 61.343(a)(1)(i)(A) § 61.343(c) § 61.349(a)(1)(i) § 61.349(a)(1)(ii) § 61.349(e) § 61.349(f) § 61.354(c) § 61.354(c)(2) § 61.354(f)(1) [G]§ 61.355(h) § 61.355(i)(1) § 61.355(i)(2) § 61.355(i)(3)(i) § 61.355(i)(3)(ii) § 61.355(i)(3)(ii)(A) § 61.355(i)(3)(ii)(B) § 61.355(i)(3)(ii)(C) § 61.355(i)(3)(iii) § 61.355(i)(3)(iv) § 61.355(i)(4)	§ 61.349(a)(1)(ii) § 61.354(c) § 61.354(c)(2) § 61.355(i)(1) § 61.355(i)(3)(ii)(A) § 61.356(d) § 61.356(f) § 61.356(f)(1) [G]§ 61.356(f)(3) § 61.356(g) § 61.356(h) § 61.356(j) § 61.356(j)(1) § 61.356(j)(2) § 61.356(j)(3) § 61.356(j)(3)(i) § 61.356(j)(5)	§ 61.357(d)(7) § 61.357(d)(7)(iv) § 61.357(d)(7)(iv)(B)
OC6L8S068	EU	61FF-02	Benzene	40 CFR Part 61, Subpart FF	§ 61.343(a)(1) § 60.18 § 61.343(a)(1)(i)(A) § 61.343(a)(1)(i)(B) § 61.343(c) § 61.343(d) § 61.349(a) § 61.349(a)(1)(i) § 61.349(a)(1)(ii) § 61.349(a)(1)(ii)(B) § 61.349(a)(1)(iii) § 61.349(a)(1)(iv) § 61.349(b) § 61.349(e) § 61.349(f)	The owner or operator shall install, operate, and maintain a fixed-roof and closed-vent system that routes all organic vapors vented from the tank to a control device.	§ 61.343(a)(1)(i)(A) § 61.343(c) § 61.349(a)(1)(i) § 61.349(a)(1)(ii) § 61.349(e) § 61.349(f) § 61.354(c) § 61.354(c)(3) § 61.354(f)(1) [G]§ 61.355(h)	§ 61.349(a)(1)(ii) § 61.354(c) § 61.354(c)(3) § 61.356(d) § 61.356(f) § 61.356(f)(1) § 61.356(g) § 61.356(h) § 61.356(j) § 61.356(j)(1) § 61.356(j)(2) § 61.356(j)(3) § 61.356(j)(3)(i) § 61.356(j)(7)	§ 61.357(d)(7) § 61.357(d)(7)(iv) § 61.357(d)(7)(iv)(F)

Applicable Requirements Summary

Unit Group Process ID No.	Unit Group Processes Type	SOP Index No.	Pollutant	State Rule or Federal Regulation Name	Emission Limitation, Standard or Equipment Specification Citation	Textual Description (See Special Term and Condition 1.B.)	Monitoring And Testing Requirements	Recordkeeping Requirements (30 TAC § 122.144)	Reporting Requirements (30 TAC § 122.145)
					§ 61.349(g)				
OC6L8S168	EU	61FF-01	Benzene	40 CFR Part 61, Subpart FF	§ 61.343(a)(1) § 61.343(a)(1)(i)(A) § 61.343(a)(1)(i)(B) § 61.343(c) § 61.343(d) § 61.349(a) § 61.349(a)(1)(i) § 61.349(a)(1)(ii) § 61.349(a)(1)(ii)(B) § 61.349(a)(1)(iii) § 61.349(a)(1)(iv) § 61.349(a)(2)(i)(A) § 61.349(b) § 61.349(e) § 61.349(f) § 61.349(g)	The owner or operator shall install, operate, and maintain a fixed-roof and closed-vent system that routes all organic vapors vented from the tank to a control device.	§ 61.343(a)(1)(i)(A) § 61.343(c) § 61.349(a)(1)(i) § 61.349(a)(1)(ii) § 61.349(e) § 61.349(f) § 61.354(c) § 61.354(c)(2) § 61.354(f)(1) [G]§ 61.355(h) § 61.355(i)(1) § 61.355(i)(2) § 61.355(i)(3)(i) § 61.355(i)(3)(ii) § 61.355(i)(3)(ii)(A) § 61.355(i)(3)(ii)(B) § 61.355(i)(3)(ii)(C) § 61.355(i)(3)(iii) § 61.355(i)(3)(iv) § 61.355(i)(4)	§ 61.349(a)(1)(ii) § 61.354(c) § 61.354(c)(2) § 61.355(i)(1) § 61.355(i)(3)(ii)(A) § 61.356(d) § 61.356(f) § 61.356(f)(1) [G]§ 61.356(f)(3) § 61.356(g) § 61.356(h) § 61.356(j) § 61.356(j)(1) § 61.356(j)(2) § 61.356(j)(3) § 61.356(j)(3)(i) § 61.356(j)(5)	§ 61.357(d)(7) § 61.357(d)(7)(iv) § 61.357(d)(7)(iv)(B)
OC6L8S168	EU	61FF-02	Benzene	40 CFR Part 61, Subpart FF	§ 61.343(a)(1) § 60.18 § 61.343(a)(1)(i)(A) § 61.343(a)(1)(i)(B) § 61.343(c) § 61.343(d) § 61.349(a) § 61.349(a)(1)(i) § 61.349(a)(1)(ii) § 61.349(a)(1)(ii)(B) § 61.349(a)(1)(iii) § 61.349(a)(1)(iv) § 61.349(b) § 61.349(e) § 61.349(f) § 61.349(g)	The owner or operator shall install, operate, and maintain a fixed-roof and closed-vent system that routes all organic vapors vented from the tank to a control device.	§ 61.343(a)(1)(i)(A) § 61.343(c) § 61.349(a)(1)(i) § 61.349(a)(1)(ii) § 61.349(e) § 61.349(f) § 61.354(c) § 61.354(c)(3) § 61.354(f)(1) [G]§ 61.355(h)	§ 61.349(a)(1)(ii) § 61.354(c) § 61.354(c)(3) § 61.356(d) § 61.356(f) § 61.356(f)(1) § 61.356(g) § 61.356(h) § 61.356(j) § 61.356(j)(1) § 61.356(j)(2) § 61.356(j)(3) § 61.356(j)(3)(i) § 61.356(j)(7)	§ 61.357(d)(7) § 61.357(d)(7)(iv) § 61.357(d)(7)(iv)(F)
OC6L8ST01A	EU	R5112-01	VOC	30 TAC Chapter	§ 115.112(e)(1)	No person shall place,	§ 115.114(a)(2)	§ 115.118(a)(3)	§ 115.114(a)(2)(B)

Applicable Requirements Summary

Unit Group Process ID No.	Unit Group Processes Type	SOP Index No.	Pollutant	State Rule or Federal Regulation Name	Emission Limitation, Standard or Equipment Specification Citation	Textual Description (See Special Term and Condition 1.B.)	Monitoring And Testing Requirements	Recordkeeping Requirements (30 TAC § 122.144)	Reporting Requirements (30 TAC § 122.145)
				115, Storage of VOCs	§ 115.112(e)(2) § 115.112(e)(2)(A) § 115.112(e)(2)(B) § 115.112(e)(2)(C) § 115.112(e)(2)(E) § 115.112(e)(2)(F) § 115.112(e)(2)(G) [G]§ 115.112(e)(2)(H) [G]§ 115.112(e)(2)(I) § 115.114(a)(2)(A) § 115.114(a)(4)(A)	store, or hold VOC in any storage tank unless the storage tank is capable of maintaining working pressure sufficient at all times to prevent any vapor or gas loss to the atmosphere or is in compliance with the control requirements specified in Table 1 of this paragraph for VOC other than crude oil and condensate or Table 2 of subsection (a)(1) of this paragraph for crude oil and condensate.	§ 115.114(a)(3) § 115.114(a)(4) § 115.114(a)(4)(A) [G]§ 115.117	§ 115.118(a)(5) § 115.118(a)(6)(C) § 115.118(a)(7)	§ 115.114(a)(4)(B) § 115.118(a)(3)
OC6L8ST01A	EU	63YY-01	112(B) HAPS	40 CFR Part 63, Subpart YY	§ 63.1103 The permit holder shall comply with the applicable limitation, standard and/or equipment specification requirements of 40 CFR Part 63, Subpart YY	The permit holder shall comply with the applicable requirements of 40 CFR Part 63, Subpart YY	The permit holder shall comply with the applicable monitoring and testing requirements of 40 CFR Part 63, Subpart YY	The permit holder shall comply with the applicable recordkeeping requirements of 40 CFR Part 63, Subpart YY	The permit holder shall comply with the applicable reporting requirements of 40 CFR Part 63, Subpart YY
OC6L8ST01B	EU	R5112-01	VOC	30 TAC Chapter 115, Storage of VOCs	§ 115.112(e)(1) § 115.112(e)(2) § 115.112(e)(2)(A) § 115.112(e)(2)(B) § 115.112(e)(2)(C) § 115.112(e)(2)(E) § 115.112(e)(2)(F) § 115.112(e)(2)(G) [G]§ 115.112(e)(2)(H) [G]§ 115.112(e)(2)(I)	No person shall place, store, or hold VOC in any storage tank unless the storage tank is capable of maintaining working pressure sufficient at all times to prevent any vapor or gas loss to the atmosphere or is in compliance with the control requirements specified in Table 1 of this paragraph for	§ 115.114(a)(2) § 115.114(a)(3) § 115.114(a)(4) § 115.114(a)(4)(A) [G]§ 115.117	§ 115.118(a)(3) § 115.118(a)(5) § 115.118(a)(6)(C) § 115.118(a)(7)	§ 115.114(a)(2)(B) § 115.114(a)(4)(B) § 115.118(a)(3)

Applicable Requirements Summary

Unit Group Process ID No.	Unit Group Processes Type	SOP Index No.	Pollutant	State Rule or Federal Regulation Name	Emission Limitation, Standard or Equipment Specification Citation	Textual Description (See Special Term and Condition 1.B.)	Monitoring And Testing Requirements	Recordkeeping Requirements (30 TAC § 122.144)	Reporting Requirements (30 TAC § 122.145)
					§ 115.114(a)(2)(A) § 115.114(a)(4)(A)	VOC other than crude oil and condensate or Table 2 of subsection (a)(1) of this paragraph for crude oil and condensate.			
OC6L8ST01B	EU	63YY-01	112(B) HAPS	40 CFR Part 63, Subpart YY	§ 63.1103 The permit holder shall comply with the applicable limitation, standard and/or equipment specification requirements of 40 CFR Part 63, Subpart YY	The permit holder shall comply with the applicable requirements of 40 CFR Part 63, Subpart YY	The permit holder shall comply with the applicable monitoring and testing requirements of 40 CFR Part 63, Subpart YY	The permit holder shall comply with the applicable recordkeeping requirements of 40 CFR Part 63, Subpart YY	The permit holder shall comply with the applicable reporting requirements of 40 CFR Part 63, Subpart YY
OC6L8ST505	EU	R5112-01	VOC	30 TAC Chapter 115, Storage of VOCs	§ 115.111(a)(1)	Except as provided in § 115.118, a storage tank storing VOC with a true vapor pressure less than 1.5 psia is exempt from the requirements of this division.	[G]§ 115.117	§ 115.118(a)(1) § 115.118(a)(5) § 115.118(a)(6)(A) § 115.118(a)(7)	None
OC6L8ST901	EU	R5112-01	VOC	30 TAC Chapter 115, Storage of VOCs	§ 115.112(e)(1) § 115.112(e)(2) § 115.112(e)(2)(A) § 115.112(e)(2)(B) § 115.112(e)(2)(C) § 115.112(e)(2)(E) § 115.112(e)(2)(F) § 115.112(e)(2)(G) [G]§ 115.112(e)(2)(H) [G]§ 115.112(e)(2)(I) § 115.114(a)(2)(A) § 115.114(a)(4)(A)	No person shall place, store, or hold VOC in any storage tank unless the storage tank is capable of maintaining working pressure sufficient at all times to prevent any vapor or gas loss to the atmosphere or is in compliance with the control requirements specified in Table 1 of this paragraph for VOC other than crude oil and condensate or Table 2 of subsection (a)(1) of this paragraph for crude oil and	§ 115.114(a)(2) § 115.114(a)(4) § 115.114(a)(4)(A) [G]§ 115.117	§ 115.118(a)(3) § 115.118(a)(5) § 115.118(a)(6)(C) § 115.118(a)(7)	§ 115.114(a)(2)(B) § 115.114(a)(4)(B) § 115.118(a)(3)

Applicable Requirements Summary

Unit Group Process ID No.	Unit Group Process Type	SOP Index No.	Pollutant	State Rule or Federal Regulation Name	Emission Limitation, Standard or Equipment Specification Citation	Textual Description (See Special Term and Condition 1.B.)	Monitoring And Testing Requirements	Recordkeeping Requirements (30 TAC § 122.144)	Reporting Requirements (30 TAC § 122.145)
						condensate.			
OC6L8ST901	EU	60Ka-01	VOC	40 CFR Part 60, Subpart Ka	§ 60.112a(a)(1) § 60.112a(a)(1)(i) § 60.112a(a)(1)(i)(A) § 60.112a(a)(1)(i)(C) § 60.112a(a)(1)(i)(D) § 60.112a(a)(1)(ii)(A) § 60.112a(a)(1)(ii)(B) § 60.112a(a)(1)(ii)(C) § 60.112a(a)(1)(ii)(D) § 60.112a(a)(1)(iii) § 60.112a(a)(1)(iv)	Vessels storing petroleum liquids with a TVP > 10.3 kPa (1.5 psia) but < 76.6 kPa (11.1 psia) shall be equipped with an external floating roof and closure device as specified.	§ 60.113a(a)(1) § 60.113a(a)(1)(i) § 60.113a(a)(1)(i)(A) § 60.113a(a)(1)(i)(B) § 60.113a(a)(1)(i)(C) § 60.113a(a)(1)(i)(D) § 60.113a(a)(1)(i)(E) § 60.113a(a)(1)(ii)(A) § 60.113a(a)(1)(ii)(B) § 60.113a(a)(1)(ii)(C) § 60.113a(a)(1)(iii) § 60.113a(a)(1)(iv) § 60.115a(a) § 60.115a(b)	§ 60.113a(a)(1)(i)(D) § 60.115a(a)	§ 60.113a(a)(1)(i)(E) § 60.113a(a)(1)(iv)
OC6L8ST901	EU	63YY-01	112(B) HAPS	40 CFR Part 63, Subpart YY	§ 63.1103 The permit holder shall comply with the applicable limitation, standard and/or equipment specification requirements of 40 CFR Part 63, Subpart YY	The permit holder shall comply with the applicable requirements of 40 CFR Part 63, Subpart YY	The permit holder shall comply with the applicable monitoring and testing requirements of 40 CFR Part 63, Subpart YY	The permit holder shall comply with the applicable recordkeeping requirements of 40 CFR Part 63, Subpart YY	The permit holder shall comply with the applicable reporting requirements of 40 CFR Part 63, Subpart YY
OC6L8ST916	EU	R5112-01	VOC	30 TAC Chapter 115, Storage of VOCs	§ 115.113 § 115.910 § 63.1103(e)(4)(xii) § 63.1103(e)(4)(xiii)	Alternate means of compliance with the applicable control requirements or exemption criteria in this division may be approved per 30 TAC §115.910, if emission reductions are substantially equal.	**See Alternative Requirement	None	None

Applicable Requirements Summary

Unit Group Process ID No.	Unit Group Process Type	SOP Index No.	Pollutant	State Rule or Federal Regulation Name	Emission Limitation, Standard or Equipment Specification Citation	Textual Description (See Special Term and Condition 1.B.)	Monitoring And Testing Requirements	Recordkeeping Requirements (30 TAC § 122.144)	Reporting Requirements (30 TAC § 122.145)
OC6L8T070	EU	61FF-01	Benzene	40 CFR Part 61, Subpart FF	§ 61.347(a)(1) § 61.347(a)(1)(i)(A) § 61.347(a)(1)(i)(B) § 61.347(b) § 61.347(c) § 61.349(a) § 61.349(a)(1)(i) § 61.349(a)(1)(ii) § 61.349(a)(1)(ii)(B) § 61.349(a)(1)(iii) § 61.349(a)(1)(iv) § 61.349(a)(2)(i)(A) § 61.349(b) § 61.349(e) § 61.349(f) § 61.349(g)	Install, operate, and maintain a fixed-roof and closed-vent system that routes all organic vapors vented from the oil-water separator to a control device.	§ 61.347(a)(1)(i)(A) § 61.347(b) § 61.349(a)(1)(i) § 61.349(a)(1)(ii) § 61.349(e) § 61.349(f) § 61.354(c) § 61.354(c)(1) § 61.354(f)(1) [G]§ 61.355(h) § 61.355(i)(1) § 61.355(i)(2) § 61.355(i)(3)(i) § 61.355(i)(3)(ii) § 61.355(i)(3)(ii)(A) § 61.355(i)(3)(ii)(B) § 61.355(i)(3)(ii)(C) § 61.355(i)(3)(iii) § 61.355(i)(3)(iv) § 61.355(i)(4)	§ 61.349(a)(1)(ii) § 61.354(c) § 61.354(c)(1) § 61.355(i)(1) § 61.355(i)(3)(ii)(A) § 61.356(d) § 61.356(f) § 61.356(f)(1) [G]§ 61.356(f)(3) § 61.356(g) § 61.356(h) § 61.356(j) § 61.356(j)(1) § 61.356(j)(2) § 61.356(j)(3) § 61.356(j)(3)(i) § 61.356(j)(4)	§ 61.357(d)(7) § 61.357(d)(7)(iv) § 61.357(d)(7)(iv)(A)
OC6L8T070	EU	61FF-02	Benzene	40 CFR Part 61, Subpart FF	§ 61.347(a)(1) § 60.18 § 61.347(a)(1)(i)(A) § 61.347(a)(1)(i)(B) § 61.347(b) § 61.347(c) § 61.349(a) § 61.349(a)(1)(i) § 61.349(a)(1)(ii) § 61.349(a)(1)(ii)(B) § 61.349(a)(1)(iii) § 61.349(a)(1)(iv) § 61.349(b) § 61.349(e) § 61.349(f) § 61.349(g)	Install, operate, and maintain a fixed-roof and closed-vent system that routes all organic vapors vented from the oil-water separator to a control device.	§ 60.18(f)(2) § 61.347(a)(1)(i)(A) § 61.347(b) § 61.349(a)(1)(i) § 61.349(a)(1)(ii) § 61.349(e) § 61.349(f) § 61.354(c) § 61.354(c)(3) § 61.354(f)(1) [G]§ 61.355(h)	§ 61.349(a)(1)(ii) § 61.354(c) § 61.354(c)(3) § 61.356(d) § 61.356(f) § 61.356(f)(1) § 61.356(g) § 61.356(h) § 61.356(j) § 61.356(j)(1) § 61.356(j)(2) § 61.356(j)(3) § 61.356(j)(3)(i) § 61.356(j)(7)	§ 61.357(d)(7) § 61.357(d)(7)(iv) § 61.357(d)(7)(iv)(F)
OC6L8T170	EU	61FF-01	Benzene	40 CFR Part 61, Subpart FF	§ 61.347(a)(1) § 61.347(a)(1)(i)(A)	Install, operate, and maintain a fixed-roof and	§ 61.347(a)(1)(i)(A) § 61.347(b)	§ 61.349(a)(1)(ii) § 61.354(c)	§ 61.357(d)(7) § 61.357(d)(7)(iv)

Applicable Requirements Summary

Unit Group Process ID No.	Unit Group Process Type	SOP Index No.	Pollutant	State Rule or Federal Regulation Name	Emission Limitation, Standard or Equipment Specification Citation	Textual Description (See Special Term and Condition 1.B.)	Monitoring And Testing Requirements	Recordkeeping Requirements (30 TAC § 122.144)	Reporting Requirements (30 TAC § 122.145)
					§ 61.347(a)(1)(i)(B) § 61.347(b) § 61.347(c) § 61.349(a) § 61.349(a)(1)(i) § 61.349(a)(1)(ii) § 61.349(a)(1)(ii)(B) § 61.349(a)(1)(iii) § 61.349(a)(1)(iv) § 61.349(a)(2)(i)(A) § 61.349(b) § 61.349(e) § 61.349(f) § 61.349(g)	closed-vent system that routes all organic vapors vented from the oil-water separator to a control device.	§ 61.349(a)(1)(i) § 61.349(a)(1)(ii) § 61.349(e) § 61.349(f) § 61.354(c) § 61.354(c)(1) § 61.354(f)(1) [G]§ 61.355(h) § 61.355(i)(1) § 61.355(i)(2) § 61.355(i)(3)(i) § 61.355(i)(3)(ii) § 61.355(i)(3)(ii)(A) § 61.355(i)(3)(ii)(B) § 61.355(i)(3)(ii)(C) § 61.355(i)(3)(iii) § 61.355(i)(3)(iv) § 61.355(i)(4)	§ 61.354(c)(1) § 61.355(i)(1) § 61.355(i)(3)(ii)(A) § 61.356(d) § 61.356(f) § 61.356(f)(1) [G]§ 61.356(f)(3) § 61.356(g) § 61.356(h) § 61.356(j) § 61.356(j)(1) § 61.356(j)(2) § 61.356(j)(3) § 61.356(j)(3)(i) § 61.356(j)(4)	§ 61.357(d)(7)(iv)(A)
OC6L8T170	EU	61FF-02	Benzene	40 CFR Part 61, Subpart FF	§ 61.347(a)(1) § 60.18 § 61.347(a)(1)(i)(A) § 61.347(a)(1)(i)(B) § 61.347(b) § 61.347(c) § 61.349(a) § 61.349(a)(1)(i) § 61.349(a)(1)(ii) § 61.349(a)(1)(ii)(B) § 61.349(a)(1)(iii) § 61.349(a)(1)(iv) § 61.349(b) § 61.349(e) § 61.349(f) § 61.349(g)	Install, operate, and maintain a fixed-roof and closed-vent system that routes all organic vapors vented from the oil-water separator to a control device.	§ 60.18(f)(2) § 61.347(a)(1)(i)(A) § 61.347(b) § 61.349(a)(1)(i) § 61.349(a)(1)(ii) § 61.349(e) § 61.349(f) § 61.354(c) § 61.354(c)(3) § 61.354(f)(1) [G]§ 61.355(h)	§ 61.349(a)(1)(ii) § 61.354(c) § 61.354(c)(3) § 61.356(d) § 61.356(f) § 61.356(f)(1) § 61.356(g) § 61.356(h) § 61.356(j) § 61.356(j)(1) § 61.356(j)(2) § 61.356(j)(3) § 61.356(j)(3)(i) § 61.356(j)(7)	§ 61.357(d)(7) § 61.357(d)(7)(iv) § 61.357(d)(7)(iv)(F)
OC6L8V1005	EU	R5112-01	VOC	30 TAC Chapter 115, Storage of VOCs	§ 115.111(a)(1)	Except as provided in § 115.118, a storage tank storing VOC with a true vapor pressure less than	[G]§ 115.117	§ 115.118(a)(1) § 115.118(a)(5) § 115.118(a)(6)(A) § 115.118(a)(7)	None

Applicable Requirements Summary

Unit Group Process ID No.	Unit Group Processes Type	SOP Index No.	Pollutant	State Rule or Federal Regulation Name	Emission Limitation, Standard or Equipment Specification Citation	Textual Description (See Special Term and Condition 1.B.)	Monitoring And Testing Requirements	Recordkeeping Requirements (30 TAC § 122.144)	Reporting Requirements (30 TAC § 122.145)
						1.5 psia is exempt from the requirements of this division.			
OC6L8V1020	EU	61FF-01	Benzene	40 CFR Part 61, Subpart FF	§ 61.343(a)(2) § 61.343(d) § 61.343(e) § 61.343(e)(1) § 61.343(e)(2) § 61.343(e)(3) § 61.343(e)(4) § 61.349(a) § 61.349(a)(1)(i) § 61.349(a)(1)(ii) § 61.349(a)(1)(ii)(B) § 61.349(a)(1)(iii) § 61.349(a)(1)(iv) § 61.349(a)(2)(i)(A) § 61.349(b) § 61.349(e) § 61.349(f) § 61.349(g)	The owner or operator must install, operate, and maintain an enclosure and closed-vent system that routes all organic vapors vented from the tank, located inside the enclosure, to a control device in accordance with the requirements specified in paragraph (e) of this section.	§ 61.349(a)(1)(i) § 61.349(a)(1)(ii) § 61.349(e) § 61.349(f) § 61.354(c) § 61.354(c)(1) § 61.355(i)(3)(ii)(A) § 61.356(d) § 61.356(f) § 61.356(f)(1) [G]§ 61.355(h) § 61.355(i)(1) § 61.355(i)(2) § 61.355(i)(3)(i) § 61.355(i)(3)(ii) § 61.355(i)(3)(ii)(A) § 61.355(i)(3)(ii)(B) § 61.355(i)(3)(ii)(C) § 61.355(i)(3)(iii) § 61.355(i)(3)(iv) § 61.355(i)(4)	§ 61.349(a)(1)(ii) § 61.354(c) § 61.354(c)(1) § 61.355(i)(1) § 61.355(i)(3)(ii)(A) § 61.356(d) § 61.356(f) § 61.356(f)(1) [G]§ 61.356(f)(3) § 61.356(g) § 61.356(h) § 61.356(j) § 61.356(j)(1) § 61.356(j)(2) § 61.356(j)(3) § 61.356(j)(3)(i) § 61.356(j)(4) [G]§ 61.356(n)	§ 61.357(d)(7) § 61.357(d)(7)(iv) § 61.357(d)(7)(iv)(A)
OC6L8V1020	EU	61FF-02	Benzene	40 CFR Part 61, Subpart FF	§ 61.343(a)(2) § 60.18 § 61.343(d) § 61.343(e) § 61.343(e)(1) § 61.343(e)(2) § 61.343(e)(3) § 61.343(e)(4) § 61.349(a) § 61.349(a)(1)(i) § 61.349(a)(1)(ii) § 61.349(a)(1)(ii)(B) § 61.349(a)(1)(iii) § 61.349(a)(1)(iv) § 61.349(b) § 61.349(e) § 61.349(f)	The owner or operator must install, operate, and maintain an enclosure and closed-vent system that routes all organic vapors vented from the tank, located inside the enclosure, to a control device in accordance with the requirements specified in paragraph (e) of this section.	§ 61.349(a)(1)(i) § 61.349(a)(1)(ii) § 61.349(e) § 61.349(f) § 61.354(c) § 61.354(c)(3) § 61.354(f)(1) [G]§ 61.355(h)	§ 61.349(a)(1)(ii) § 61.354(c) § 61.354(c)(3) § 61.356(d) § 61.356(f) § 61.356(f)(1) § 61.356(g) § 61.356(h) § 61.356(j) § 61.356(j)(1) § 61.356(j)(2) § 61.356(j)(3) § 61.356(j)(3)(i) § 61.356(j)(7) [G]§ 61.356(n)	§ 61.357(d)(7) § 61.357(d)(7)(iv) § 61.357(d)(7)(iv)(F)

Applicable Requirements Summary

Unit Group Process ID No.	Unit Group Process Type	SOP Index No.	Pollutant	State Rule or Federal Regulation Name	Emission Limitation, Standard or Equipment Specification Citation	Textual Description (See Special Term and Condition 1.B.)	Monitoring And Testing Requirements	Recordkeeping Requirements (30 TAC § 122.144)	Reporting Requirements (30 TAC § 122.145)
					§ 61.349(g)				
OC6L8V1905	EU	R5112-01	VOC	30 TAC Chapter 115, Storage of VOCs	§ 115.112(e)(1) § 115.112(e)(2) § 115.112(e)(2)(A) § 115.112(e)(2)(B) § 115.112(e)(2)(C) § 115.112(e)(2)(E) § 115.112(e)(2)(F) § 115.112(e)(2)(G) [G]§ 115.112(e)(2)(H) [G]§ 115.112(e)(2)(I) § 115.114(a)(2)(A) § 115.114(a)(4)(A)	No person shall place, store, or hold VOC in any storage tank unless the storage tank is capable of maintaining working pressure sufficient at all times to prevent any vapor or gas loss to the atmosphere or is in compliance with the control requirements specified in Table 1 of this paragraph for VOC other than crude oil and condensate or Table 2 of subsection (a)(1) of this paragraph for crude oil and condensate.	§ 115.114(a)(2) § 115.114(a)(3) § 115.114(a)(4) § 115.114(a)(4)(A) [G]§ 115.117	§ 115.118(a)(3) § 115.118(a)(5) § 115.118(a)(6)(C) § 115.118(a)(7)	§ 115.114(a)(2)(B) § 115.114(a)(4)(B) § 115.118(a)(3)
OC6L8V1905	EU	61FF-01	Benzene	40 CFR Part 61, Subpart FF	§ 61.351(a) [G]§ 60.112b(a)(2) § 61.351(a)(2) § 61.351(b)	As an alternative to the standards for tanks specified in § 61.343, an owner or operator may elect to comply with one of the following §61.351(a)(1)-(3):	[G]§ 60.113b(b)(1) [G]§ 60.113b(b)(2) § 60.113b(b)(3) § 60.113b(b)(4) § 60.113b(b)(4)(i) § 60.113b(b)(4)(i)(A) § 60.113b(b)(4)(i)(B) [G]§ 60.113b(b)(4)(ii) § 60.113b(b)(4)(iii) § 60.113b(b)(5) § 60.113b(b)(6) § 60.113b(b)(6)(i) § 60.113b(b)(6)(ii)	§ 60.115b [G]§ 60.115b(b)(3) § 61.356(k)	§ 60.113b(b)(4)(iii) § 60.113b(b)(5) § 60.113b(b)(6)(ii) § 60.115b § 60.115b(b)(1) [G]§ 60.115b(b)(2) § 60.115b(b)(4) § 61.357(e) § 61.357(f)
OC6L8V1905	EU	63YY-01	112(B) HAPS	40 CFR Part 63, Subpart YY	§ 63.1103 The permit holder shall comply with the applicable limitation, standard and/or equipment specification	The permit holder shall comply with the applicable requirements of 40 CFR Part 63, Subpart YY	The permit holder shall comply with the applicable monitoring and testing requirements of 40 CFR Part 63, Subpart YY	The permit holder shall comply with the applicable recordkeeping requirements of 40 CFR Part 63, Subpart YY	The permit holder shall comply with the applicable reporting requirements of 40 CFR Part 63, Subpart YY

Applicable Requirements Summary

Unit Group Process ID No.	Unit Group Processes Type	SOP Index No.	Pollutant	State Rule or Federal Regulation Name	Emission Limitation, Standard or Equipment Specification Citation	Textual Description (See Special Term and Condition 1.B.)	Monitoring And Testing Requirements	Recordkeeping Requirements (30 TAC § 122.144)	Reporting Requirements (30 TAC § 122.145)
					requirements of 40 CFR Part 63, Subpart YY				
OC6L8V280	EU	61FF-01	Benzene	40 CFR Part 61, Subpart FF	§ 61.343(a)(1) § 61.343(a)(1)(i)(A) § 61.343(a)(1)(i)(B) § 61.343(c) § 61.343(d) § 61.349(a) § 61.349(a)(1)(i) § 61.349(a)(1)(ii) § 61.349(a)(1)(ii)(B) § 61.349(a)(1)(iii) § 61.349(a)(1)(iv) § 61.349(a)(2)(i)(A) § 61.349(b) § 61.349(e) § 61.349(f) § 61.349(g)	The owner or operator shall install, operate, and maintain a fixed-roof and closed-vent system that routes all organic vapors vented from the tank to a control device.	§ 61.343(a)(1)(i)(A) § 61.343(c) § 61.349(a)(1)(i) § 61.349(a)(1)(ii) § 61.349(e) § 61.349(f) § 61.354(c) § 61.354(c)(2) § 61.354(f)(1) [G]§ 61.355(h) § 61.355(i)(1) § 61.355(i)(2) § 61.355(i)(3)(i) § 61.355(i)(3)(ii) § 61.355(i)(3)(ii)(A) § 61.355(i)(3)(ii)(B) § 61.355(i)(3)(ii)(C) § 61.355(i)(3)(iii) § 61.355(i)(3)(iv) § 61.355(i)(4)	§ 61.349(a)(1)(ii) § 61.354(c) § 61.354(c)(2) § 61.355(i)(1) § 61.355(i)(3)(ii)(A) § 61.356(d) § 61.356(f) § 61.356(f)(1) [G]§ 61.356(f)(3) § 61.356(g) § 61.356(h) § 61.356(j) § 61.356(j)(1) § 61.356(j)(2) § 61.356(j)(3) § 61.356(j)(3)(i) § 61.356(j)(5)	§ 61.357(d)(7) § 61.357(d)(7)(iv) § 61.357(d)(7)(iv)(B)
OC6L8V280	EU	61FF-02	Benzene	40 CFR Part 61, Subpart FF	§ 61.343(a)(1) § 60.18 § 61.343(a)(1)(i)(A) § 61.343(a)(1)(i)(B) § 61.343(c) § 61.343(d) § 61.349(a) § 61.349(a)(1)(i) § 61.349(a)(1)(ii) § 61.349(a)(1)(ii)(B) § 61.349(a)(1)(iii) § 61.349(a)(1)(iv) § 61.349(b) § 61.349(e) § 61.349(f)	The owner or operator shall install, operate, and maintain a fixed-roof and closed-vent system that routes all organic vapors vented from the tank to a control device.	§ 61.343(a)(1)(i)(A) § 61.343(c) § 61.349(a)(1)(i) § 61.349(a)(1)(ii) § 61.349(e) § 61.349(f) § 61.354(c) § 61.354(c)(3) § 61.354(f)(1) [G]§ 61.355(h)	§ 61.349(a)(1)(ii) § 61.354(c) § 61.354(c)(3) § 61.356(d) § 61.356(f) § 61.356(f)(1) § 61.356(g) § 61.356(h) § 61.356(j) § 61.356(j)(1) § 61.356(j)(2) § 61.356(j)(3) § 61.356(j)(3)(i) § 61.356(j)(7)	§ 61.357(d)(7) § 61.357(d)(7)(iv) § 61.357(d)(7)(iv)(F)

Applicable Requirements Summary

Unit Group Process ID No.	Unit Group Processes Type	SOP Index No.	Pollutant	State Rule or Federal Regulation Name	Emission Limitation, Standard or Equipment Specification Citation	Textual Description (See Special Term and Condition 1.B.)	Monitoring And Testing Requirements	Recordkeeping Requirements (30 TAC § 122.144)	Reporting Requirements (30 TAC § 122.145)
					§ 61.349(g)				
PROL7FF	PRO	61FF-01	Benzene	40 CFR Part 61, Subpart FF	§ 61.348(a)(1) § 61.348(a)(1)(ii) § 61.348(a)(2) § 61.348(a)(4) § 61.348(e) § 61.348(e)(1) § 61.348(e)(2) § 61.348(f)	The owner or operator shall design, install, operate and maintain a treatment process that removes or destroys benzene as specified.	§ 61.348(e)(1) § 61.348(f) § 61.354(a)(2) § 61.355(e) § 61.355(e)(1) § 61.355(e)(2) § 61.355(e)(3) § 61.355(e)(4)	§ 61.354(a)(2) § 61.355(e)(1) § 61.356(e) § 61.356(e)(1) [G]§ 61.356(e)(3) [G]§ 61.356(i)	§ 61.357(d)(7) § 61.357(d)(7)(ii)
PROL8FF	PRO	61FF-01	Benzene	40 CFR Part 61, Subpart FF	§ 61.348(a)(1) § 61.348(a)(1)(ii) § 61.348(a)(2) § 61.348(a)(4) § 61.348(e) § 61.348(e)(1) § 61.348(e)(2) § 61.348(f)	The owner or operator shall design, install, operate and maintain a treatment process that removes or destroys benzene as specified.	§ 61.348(e)(1) § 61.348(f) § 61.354(a)(2) § 61.355(e) § 61.355(e)(1) § 61.355(e)(2) § 61.355(e)(3) § 61.355(e)(4)	§ 61.354(a)(2) § 61.355(e)(1) § 61.356(e) § 61.356(e)(1) [G]§ 61.356(e)(3) [G]§ 61.356(i)	§ 61.357(d)(7) § 61.357(d)(7)(ii)

Additional Monitoring Requirements

Periodic Monitoring Summary 190

Periodic Monitoring Summary

Unit/Group/Process Information	
ID No.: B72L7D2	
Control Device ID No.: N/A	Control Device Type: N/A
Applicable Regulatory Requirement	
Name: 30 TAC Chapter 115, Water Separation	SOP Index No.: R5131-01
Pollutant: VOC	Main Standard: § 115.132(a)(1)
Monitoring Information	
Indicator: VOC concentration	
Minimum Frequency: Quarterly	
Averaging Period: N/A	
Deviation Limit: A leak is a deviation	
<p>Periodic Monitoring Text: Measure and record the VOC concentration using portable analyzer to monitor VOC concentration around the immediate area of the compartment in accordance with 40 CFR 60, Appendix A, Method 21. Each potential leak interface (i.e., a location where organic vapor leakage could occur) on the cover and associated closure devices shall be checked. Potential leak interfaces that are associated with covers and closure devices include, but are not limited to: the interface of the cover and its foundation mounting; the periphery of any opening on the cover and its associated closure device; and the sealing seat interface on a spring-loaded pressure relief valve. The owner or operator may choose to adjust the detection instrument reading for the background organic concentration level. For a potential leak interface other than a seal around a shaft that passes through a cover opening, the maximum deviation limit shall be 500 ppmv. For a seal around a shaft that passes through a cover opening the maximum deviation limit shall be 10,000 ppmv. The monitoring instrumentation shall be maintained and operated in accordance with manufacturer's specifications or other written procedures.</p>	

Periodic Monitoring Summary

Unit/Group/Process Information	
ID No.: B72L7D4	
Control Device ID No.: N/A	Control Device Type: N/A
Applicable Regulatory Requirement	
Name: 30 TAC Chapter 115, Water Separation	SOP Index No.: R5131-01
Pollutant: VOC	Main Standard: § 115.132(a)(1)
Monitoring Information	
Indicator: VOC Concentration	
Minimum Frequency: Quarterly	
Averaging Period: N/A	
Deviation Limit: Maximum VOC concentration = 500 ppmv	
<p>Periodic Monitoring Text: Measure and record the VOC concentration using a portable analyzer to monitor VOC concentration around the immediate area of the compartment in accordance with 40 CFR Part 60, Appendix A, Method 21. Each potential leak interface (i.e., a location where organic vapor leakage could occur) on the cover and associated closure devices shall be checked. Potential leak interfaces that are associated with covers and closure devices include, but are not limited to: the interface of the cover and its foundation mounting; the periphery of any opening on the cover and its associated closure device; and the sealing seat interface on a spring-loaded pressure relief valve. The owner or operator may choose to adjust the detection instrument readings for the background organic concentration level.</p> <p>The monitoring instrumentation shall be maintained and operated in accordance with manufacturer's specifications or other written procedures.</p> <p>Any monitoring data greater than the maximum VOC limit indicated in the Deviation Limit above shall be considered and reported as a deviation as required by § 122.145(2).</p>	

Periodic Monitoring Summary

Unit/Group/Process Information	
ID No.: B72L7D511	
Control Device ID No.: N/A	Control Device Type: N/A
Applicable Regulatory Requirement	
Name: 30 TAC Chapter 115, Water Separation	SOP Index No.: R5131-01
Pollutant: VOC	Main Standard: § 115.132(a)(1)
Monitoring Information	
Indicator: VOC concentration	
Minimum Frequency: Quarterly	
Averaging Period: N/A	
Deviation Limit: A leak is a deviation	
<p>Periodic Monitoring Text: Measure and record the VOC concentration using portable analyzer to monitor VOC concentration around the immediate area of the compartment in accordance with 40 CFR 60, Appendix A, Method 21. Each potential leak interface (i.e., a location where organic vapor leakage could occur) on the cover and associated closure devices shall be checked. Potential leak interfaces that are associated with covers and closure devices include, but are not limited to: the interface of the cover and its foundation mounting; the periphery of any opening on the cover and its associated closure device; and the sealing seat interface on a spring-loaded pressure relief valve. The owner or operator may choose to adjust the detection instrument reading for the background organic concentration level. For a potential leak interface other than a seal around a shaft that passes through a cover opening, the maximum deviation limit shall be 500 ppmv. For a seal around a shaft that passes through a cover opening the maximum deviation limit shall be 10,000 ppmv. The monitoring instrumentation shall be maintained and operated in accordance with manufacturer's specifications or other written procedures.</p>	

Periodic Monitoring Summary

Unit/Group/Process Information	
ID No.: B72L7SC02	
Control Device ID No.: N/A	Control Device Type: N/A
Applicable Regulatory Requirement	
Name: 30 TAC Chapter 115, Degreasing Processes	SOP Index No.: R5412-01
Pollutant: VOC	Main Standard: § 115.412(a)(1)
Monitoring Information	
Indicator: Visual Inspection	
Minimum Frequency: Monthly	
Averaging Period: N/A	
Deviation Limit: Noncompliance with the applicable requirements of § 115.412(a)(1)(A)-(F)	
Periodic Monitoring Text: Inspect equipment and record data monthly to ensure compliance with any applicable requirements in § 115.412(a)(1)(A)-(F). Any monitoring data which indicates that the cold cleaner is not in compliance with the applicable requirements of § 115.412(a)(1)(A)-(F) shall be considered and reported as a deviation.	

Periodic Monitoring Summary

Unit/Group/Process Information	
ID No.: B72L7SP203	
Control Device ID No.: N/A	Control Device Type: N/A
Applicable Regulatory Requirement	
Name: 30 TAC Chapter 115, Water Separation	SOP Index No.: R5131-01
Pollutant: VOC	Main Standard: § 115.132(a)(1)
Monitoring Information	
Indicator: VOC Concentration	
Minimum Frequency: Quarterly	
Averaging Period: N/A	
Deviation Limit: A leak is a deviation	
<p>Periodic Monitoring Text: Measure and record the VOC concentration using portable analyzer to monitor VOC concentration around the immediate area of the compartment in accordance with 40 CFR 60, Appendix A, Method 21. Each potential leak interface (i.e., a location where organic vapor leakage could occur) on the cover and associated closure devices shall be checked. Potential leak interfaces that are associated with covers and closure devices include, but are not limited to: the interface of the cover and its foundation mounting; the periphery of any opening on the cover and its associated closure device; and the sealing seat interface on a spring-loaded pressure relief valve. The owner or operator may choose to adjust the detection instrument reading for the background organic concentration level. For a potential leak interface other than a seal around a shaft that passes through a cover opening, the maximum deviation limit shall be 500 ppmv. For a seal around a shaft that passes through a cover opening the maximum deviation limit shall be 10,000 ppmv. The monitoring instrumentation shall be maintained and operated in accordance with manufacturer's specifications or other written procedures.</p>	

Periodic Monitoring Summary

Unit/Group/Process Information	
ID No.: OC6L8D069	
Control Device ID No.: N/A	Control Device Type: N/A
Applicable Regulatory Requirement	
Name: 30 TAC Chapter 115, Water Separation	SOP Index No.: R5131-01
Pollutant: VOC	Main Standard: § 115.132(a)(1)
Monitoring Information	
Indicator: VOC Concentration	
Minimum Frequency: Quarterly	
Averaging Period: N/A	
Deviation Limit: Potential leak interface other than seal around the shaft that passes through a cover opening, the maximum deviation limit shall be 500 ppmv. For a seal around shaft that passes through a cover opening the maximum deviation limit shall be 10,000 ppmv	
<p>Periodic Monitoring Text: The facility will include this unit as part of its fugitive monitoring program already in place. For potential leak interface other than seal around the shaft that passes through a cover opening, the maximum deviation limit shall be 500 ppmv. For a seal around shaft that passes through a cover opening the maximum deviation limit shall be 10,000 ppmv.</p> <p>Any monitoring data greater than the maximum VOC limit indicated in the Deviation Limit shall be considered and reported as a deviation as required by 30 TAC 122.145(2)</p>	

Periodic Monitoring Summary

Unit/Group/Process Information	
ID No.: OC6L8D27	
Control Device ID No.: N/A	Control Device Type: N/A
Applicable Regulatory Requirement	
Name: 30 TAC Chapter 115, Water Separation	SOP Index No.: R5131-01
Pollutant: VOC	Main Standard: § 115.132(a)(1)
Monitoring Information	
Indicator: VOC concentration	
Minimum Frequency: Quarterly	
Averaging Period: N/A	
Deviation Limit: A leak is a deviation	
<p>Periodic Monitoring Text: Measure and record the VOC concentration using portable analyzer to monitor VOC concentration around the immediate area of the compartment in accordance with 40 CFR 60, Appendix A, Method 21. Each potential leak interface (i.e., a location where organic vapor leakage could occur) on the cover and associated closure devices shall be checked. Potential leak interfaces that are associated with covers and closure devices include, but are not limited to: the interface of the cover and its foundation mounting; the periphery of any opening on the cover and its associated closure device; and the sealing seat interface on a spring-loaded pressure relief valve. The owner or operator may choose to adjust the detection instrument reading for the background organic concentration level. For a potential leak interface other than a seal around a shaft that passes through a cover opening, the maximum deviation limit shall be 500 ppmv. For a seal around a shaft that passes through a cover opening the maximum deviation limit shall be 10,000 ppmv. The monitoring instrumentation shall be maintained and operated in accordance with manufacturer's specifications or other written procedures.</p>	

Periodic Monitoring Summary

Unit/Group/Process Information	
ID No.: OC6L8D301	
Control Device ID No.: N/A	Control Device Type: N/A
Applicable Regulatory Requirement	
Name: 30 TAC Chapter 115, Water Separation	SOP Index No.: R5131-01
Pollutant: VOC	Main Standard: § 115.132(a)(1)
Monitoring Information	
Indicator: VOC concentration	
Minimum Frequency: Quarterly	
Averaging Period: N/A	
Deviation Limit: A leak is a deviation	
<p>Periodic Monitoring Text: Measure and record the VOC concentration using portable analyzer to monitor VOC concentration around the immediate area of the compartment in accordance with 40 CFR 60, Appendix A, Method 21. Each potential leak interface (i.e., a location where organic vapor leakage could occur) on the cover and associated closure devices shall be checked. Potential leak interfaces that are associated with covers and closure devices include, but are not limited to: the interface of the cover and its foundation mounting; the periphery of any opening on the cover and its associated closure device; and the sealing seat interface on a spring-loaded pressure relief valve. The owner or operator may choose to adjust the detection instrument reading for the background organic concentration level. For a potential leak interface other than a seal around a shaft that passes through a cover opening, the maximum deviation limit shall be 500 ppmv. For a seal around a shaft that passes through a cover opening the maximum deviation limit shall be 10,000 ppmv. The monitoring instrumentation shall be maintained and operated in accordance with manufacturer's specifications or other written procedures.</p>	

Periodic Monitoring Summary

Unit/Group/Process Information	
ID No.: OC6L8D433	
Control Device ID No.: N/A	Control Device Type: N/A
Applicable Regulatory Requirement	
Name: 30 TAC Chapter 115, Water Separation	SOP Index No.: R5131-01
Pollutant: VOC	Main Standard: § 115.132(a)(1)
Monitoring Information	
Indicator: VOC Concentration	
Minimum Frequency: Quarterly	
Averaging Period: N/A	
Deviation Limit: Maximum VOC concentration = 500 ppmv	
<p>Periodic Monitoring Text: Measure and record the VOC concentration using a portable analyzer to monitor VOC concentration around the immediate area of the compartment in accordance with 40 CFR Part 60, Appendix A, Method 21. Each potential leak interface (i.e., a location where organic vapor leakage could occur) on the cover and associated closure devices shall be checked. Potential leak interfaces that are associated with covers and closure devices include, but are not limited to: the interface of the cover and its foundation mounting; the periphery of any opening on the cover and its associated closure device; and the sealing seat interface on a spring-loaded pressure relief valve. The owner or operator may choose to adjust the detection instrument readings for the background organic concentration level.</p> <p>The monitoring instrumentation shall be maintained and operated in accordance with manufacturer's specifications or other written procedures.</p> <p>Any monitoring data greater than the maximum VOC limit indicated in the Deviation Limit above shall be considered and reported as a deviation as required by § 122.145(2).</p>	

Periodic Monitoring Summary

Unit/Group/Process Information	
ID No.: OC6L8RX1	
Control Device ID No.: OC2L8GF500	Control Device Type: Flare
Control Device ID No.: OC6L8F1	Control Device Type: Flare
Applicable Regulatory Requirement	
Name: 30 TAC Chapter 115, Vent Gas Controls	SOP Index No.: R5121-01
Pollutant: VOC	Main Standard: § 115.123(a)(1)
Monitoring Information	
Indicator: Pilot Flame	
Minimum Frequency: Once per hour	
Averaging Period: N/A	
Deviation Limit: Any monitoring data which indicates the lack of a pilot flame shall be considered and reported as a deviation.	
<p>Periodic Monitoring Text: Measure and record the presence of the pilot flame or maintain records of alarm events and duration of alarm events. The presence of a flare pilot flame shall be monitored using a thermocouple or any other equivalent device to detect the presence of a flame or using an alarm that uses a thermocouple or other equivalent device to detect the absence of a flame. The monitoring instrumentation shall be maintained, calibrated and operated in accordance with manufacturer's specifications or other written procedures. Any monitoring data which indicates the lack of a pilot flame shall be considered and reported as a deviation.</p>	

Periodic Monitoring Summary

Unit/Group/Process Information	
ID No.: OC6L8RX2	
Control Device ID No.: OC6L8F1018	Control Device Type: Flare
Applicable Regulatory Requirement	
Name: 30 TAC Chapter 115, Vent Gas Controls	SOP Index No.: R5121-01
Pollutant: VOC	Main Standard: § 115.123(a)(1)
Monitoring Information	
Indicator: Pilot Flame	
Minimum Frequency: Once per hour	
Averaging Period: N/A	
Deviation Limit: Any monitoring data which indicates the lack of a pilot flame shall be considered and reported as a deviation.	
<p>Periodic Monitoring Text: Measure and record the presence of the pilot flame or maintain records of alarm events and duration of alarm events. The presence of a flare pilot flame shall be monitored using a thermocouple or any other equivalent device to detect the presence of a flame or using an alarm that uses a thermocouple or other equivalent device to detect the absence of a flame. The monitoring instrumentation shall be maintained, calibrated and operated in accordance with manufacturer's specifications or other written procedures. Any monitoring data which indicates the lack of a pilot flame shall be considered and reported as a deviation.</p>	

Periodic Monitoring Summary

Unit/Group/Process Information	
ID No.: OC6L8RX3	
Control Device ID No.: OC6L8F902	Control Device Type: Flare
Applicable Regulatory Requirement	
Name: 30 TAC Chapter 115, Vent Gas Controls	SOP Index No.: R5121-01
Pollutant: VOC	Main Standard: § 115.123(a)(1)
Monitoring Information	
Indicator: Pilot Flame	
Minimum Frequency: Once per hour	
Averaging Period: N/A	
Deviation Limit: Any monitoring data which indicates the lack of a pilot flame shall be considered and reported as a deviation.	
<p>Periodic Monitoring Text: Measure and record the presence of the pilot flame or maintain records of alarm events and duration of alarm events. The presence of a flare pilot flame shall be monitored using a thermocouple or any other equivalent device to detect the presence of a flame or using an alarm that uses a thermocouple or other equivalent device to detect the absence of a flame. The monitoring instrumentation shall be maintained, calibrated and operated in accordance with manufacturer's specifications or other written procedures. Any monitoring data which indicates the lack of a pilot flame shall be considered and reported as a deviation.</p>	

Periodic Monitoring Summary

Unit/Group/Process Information	
ID No.: OC6L8RX4	
Control Device ID No.: OC6L8F1018	Control Device Type: Flare
Applicable Regulatory Requirement	
Name: 30 TAC Chapter 115, Vent Gas Controls	SOP Index No.: R5121-01
Pollutant: VOC	Main Standard: § 115.123(a)(1)
Monitoring Information	
Indicator: Pilot Flame	
Minimum Frequency: Once per hour	
Averaging Period: N/A	
Deviation Limit: Any monitoring data which indicates the lack of a pilot flame shall be considered and reported as a deviation.	
<p>Periodic Monitoring Text: Measure and record the presence of the pilot flame or maintain records of alarm events and duration of alarm events. The presence of a flare pilot flame shall be monitored using a thermocouple or any other equivalent device to detect the presence of a flame or using an alarm that uses a thermocouple or other equivalent device to detect the absence of a flame. The monitoring instrumentation shall be maintained, calibrated and operated in accordance with manufacturer's specifications or other written procedures. Any monitoring data which indicates the lack of a pilot flame shall be considered and reported as a deviation.</p>	

Permit Shield

Permit Shield 204

Permit Shield

The Executive Director of the TCEQ has determined that the permit holder is not required to comply with the specific regulation(s) identified for each emission unit, group, or process in this table.

Unit / Group / Process ID No.	Group / Inclusive Units	Regulation	Basis of Determination
B60L7F1	N/A	30 TAC Chapter 117, Commercial	Flares are exempt from the provisions of this division
B60L7F1	N/A	40 CFR Part 63, Subpart A	Flare is not required under 40 CFR 63
B60L7FU1	N/A	30 TAC Chapter 115, Fugitives Pet Ref B Counties	Not a specified process
B60L7FU1	N/A	40 CFR Part 60, Subpart VV	Facility not constructed or modified after 1/5/81
B60L7FU1	N/A	40 CFR Part 61, Subpart J	Does not operate in greater than 10 % benzene service.
B60L7FU1	N/A	40 CFR Part 61, Subpart V	Not in VHAP Service
B60L7FU1	N/A	40 CFR Part 63, Subpart H	Not in OHAP service or not in OHAP service for 300 or more hours/year
B72L7CT1	N/A	40 CFR Part 63, Subpart Q	No chromium-based water treatment chemicals on or after September 8 1994
B72L7D103	N/A	40 CFR Part 63, Subpart G	The process unit does not manufacture as a primary product one or more of the chemicals listed in paragraphs 63.100(b)(1) or (b)(1)(ii).
B72L7D108	N/A	30 TAC Chapter 115, Storage of VOCs	Does not store a VOC
B72L7D108	N/A	40 CFR Part 60, Subpart K	Storage capacity is less than 40000 gallons
B72L7D108	N/A	40 CFR Part 60, Subpart Ka	Storage capacity is less than 40000 gallons
B72L7D108	N/A	40 CFR Part 60, Subpart Kb	Storage capacity is less than 19,800 gallons
B72L7D108	N/A	40 CFR Part 61, Subpart FF	Does not contain or store benzene waste
B72L7D108	N/A	40 CFR Part 61, Subpart Y	Does not store benzene
B72L7D108	N/A	40 CFR Part 63, Subpart G	The process unit does not manufacture as a primary product one or more of the chemicals

Permit Shield

The Executive Director of the TCEQ has determined that the permit holder is not required to comply with the specific regulation(s) identified for each emission unit, group, or process in this table.

Unit / Group / Process ID No.	Group / Inclusive Units	Regulation	Basis of Determination
			listed in paragraphs 63.100(b)(1) or (b)(1)(ii)
B72L7D108	N/A	40 CFR Part 63, Subpart OO	No applicable subparts within 60, 61, or 63 reference this subpart
B72L7D18	N/A	40 CFR Part 60, Subpart K	Storage capacity is less than 40000 gallons
B72L7D18	N/A	40 CFR Part 60, Subpart Ka	Storage capacity is less than 40000 gallons
B72L7D18	N/A	40 CFR Part 60, Subpart Kb	Storage capacity is less than 19,800 gallons
B72L7D18	N/A	40 CFR Part 61, Subpart FF	Does not contain or store benzene waste
B72L7D18	N/A	40 CFR Part 61, Subpart Y	Does not store benzene
B72L7D18	N/A	40 CFR Part 63, Subpart G	The process unit does not manufacture as a primary product one or more of the chemicals listed in paragraphs 63.100(b)(1) or (b)(1)(ii)
B72L7D18	N/A	40 CFR Part 63, Subpart OO	No applicable subparts within 60, 61, or 63 reference this subpart
B72L7D18A	N/A	40 CFR Part 60, Subpart K	Storage capacity is less than 40000 gallons
B72L7D18A	N/A	40 CFR Part 60, Subpart Ka	Storage capacity is less than 40000 gallons
B72L7D18A	N/A	40 CFR Part 60, Subpart Kb	Storage capacity is less than 19,800 gallons
B72L7D18A	N/A	40 CFR Part 61, Subpart FF	Does not contain or store benzene waste
B72L7D18A	N/A	40 CFR Part 61, Subpart Y	Does not store benzene
B72L7D18A	N/A	40 CFR Part 63, Subpart G	The process unit does not manufacture as a primary product one or more of the chemicals listed in paragraphs 63.100(b)(1) or (b)(1)(ii)
B72L7D18A	N/A	40 CFR Part 63, Subpart OO	No applicable subparts within 60, 61, or 63 reference this subpart

Permit Shield

The Executive Director of the TCEQ has determined that the permit holder is not required to comply with the specific regulation(s) identified for each emission unit, group, or process in this table.

Unit / Group / Process ID No.	Group / Inclusive Units	Regulation	Basis of Determination
B72L7D18C	N/A	40 CFR Part 61, Subpart FF	Does not contain or store benzene waste
B72L7D18C	N/A	40 CFR Part 63, Subpart G	The process unit does not manufacture as a primary product one or more of the chemicals listed in paragraphs 63.100(b)(1) or (b)(1)(ii)
B72L7D18C	N/A	40 CFR Part 63, Subpart VV	Not referenced by another applicable subpart in 40 CFR 60 61 or 63
B72L7D19	N/A	40 CFR Part 60, Subpart K	Storage capacity is less than 40000 gallons
B72L7D19	N/A	40 CFR Part 60, Subpart Ka	Storage capacity is less than 40000 gallons
B72L7D19	N/A	40 CFR Part 60, Subpart Kb	Storage capacity is less than 19,800 gallons
B72L7D19	N/A	40 CFR Part 61, Subpart FF	Does not contain or store benzene waste
B72L7D19	N/A	40 CFR Part 61, Subpart Y	Does not store benzene
B72L7D19	N/A	40 CFR Part 63, Subpart G	The process unit does not manufacture as a primary product one or more of the chemicals listed in paragraphs 63.100(b)(1) or (b)(1)(ii)
B72L7D19	N/A	40 CFR Part 63, Subpart OO	No applicable subparts within 60, 61, or 63 reference this subpart
B72L7D2	N/A	40 CFR Part 61, Subpart FF	Does not contain or store benzene waste
B72L7D2	N/A	40 CFR Part 63, Subpart G	The process unit does not manufacture as a primary product one or more of the chemicals listed in paragraphs 63.100(b)(1) or (b)(1)(ii)
B72L7D2	N/A	40 CFR Part 63, Subpart VV	Not referenced by another applicable subpart in 40 CFR 60, 61, or 63
B72L7D202	N/A	30 TAC Chapter 115, Storage of VOCs	Does not meet the definition of a stationary tank
B72L7D202	N/A	40 CFR Part 60, Subpart K	Does not meet the definition of a storage vessel

Permit Shield

The Executive Director of the TCEQ has determined that the permit holder is not required to comply with the specific regulation(s) identified for each emission unit, group, or process in this table.

Unit / Group / Process ID No.	Group / Inclusive Units	Regulation	Basis of Determination
B72L7D202	N/A	40 CFR Part 60, Subpart Ka	Does not meet the definition of a storage vessel
B72L7D202	N/A	40 CFR Part 60, Subpart Kb	Does not meet the definition of a storage vessel
B72L7D202	N/A	40 CFR Part 61, Subpart Y	Does not store specified benzene
B72L7D202	N/A	40 CFR Part 63, Subpart G	The process unit does not manufacture as a primary product one or more of the chemicals listed in paragraphs 63.100(b)(1) or (b)(1)(ii)
B72L7D202	N/A	40 CFR Part 63, Subpart OO	No applicable subparts within 60, 61, or 63 reference this subpart
B72L7D203B	N/A	30 TAC Chapter 115, Storage of VOCs	Does not meet the definition of stationary tank
B72L7D203B	N/A	40 CFR Part 60, Subpart K	Does not meet the definition of a storage vessel
B72L7D203B	N/A	40 CFR Part 60, Subpart Ka	Does not meet the definition of a storage vessel
B72L7D203B	N/A	40 CFR Part 60, Subpart Kb	Does not meet the definition of a storage vessel
B72L7D203B	N/A	40 CFR Part 61, Subpart Y	Does not store specified benzene
B72L7D203B	N/A	40 CFR Part 63, Subpart G	The process unit does not manufacture as a primary product one or more of the chemicals listed in paragraphs 63.100(b)(1) or (b)(1)(ii).
B72L7D203B	N/A	40 CFR Part 63, Subpart OO	No applicable subparts within 60, 61, or 63 reference this subpart
B72L7D204A	N/A	30 TAC Chapter 115, Storage of VOCs	Does not meet the definition of stationary tank
B72L7D204A	N/A	40 CFR Part 60, Subpart K	Does not meet the definition of a storage vessel
B72L7D204A	N/A	40 CFR Part 60, Subpart Ka	Does not meet the definition of a storage vessel
B72L7D204A	N/A	40 CFR Part 60, Subpart Kb	Does not meet the definition of a storage vessel
B72L7D204A	N/A	40 CFR Part 61, Subpart Y	Does not store specified benzene

Permit Shield

The Executive Director of the TCEQ has determined that the permit holder is not required to comply with the specific regulation(s) identified for each emission unit, group, or process in this table.

Unit / Group / Process ID No.	Group / Inclusive Units	Regulation	Basis of Determination
B72L7D204A	N/A	40 CFR Part 63, Subpart G	The process unit does not manufacture as a primary product one or more of the chemicals listed in paragraphs 63.100(b)(1) or (b)(1)(ii)
B72L7D204A	N/A	40 CFR Part 63, Subpart OO	No applicable subparts within 60, 61, or 63 reference this subpart
B72L7D204B	N/A	30 TAC Chapter 115, Storage of VOCs	Does not meet the definition of a stationary tank
B72L7D204B	N/A	40 CFR Part 60, Subpart K	Does not meet the definition of a storage vessel
B72L7D204B	N/A	40 CFR Part 60, Subpart Ka	Does not meet the definition of a storage vessel
B72L7D204B	N/A	40 CFR Part 60, Subpart Kb	Does not meet the definition of a storage vessel
B72L7D204B	N/A	40 CFR Part 61, Subpart Y	Does not store specified benzene
B72L7D204B	N/A	40 CFR Part 63, Subpart G	The process unit does not manufacture as a primary product one or more of the chemicals listed in paragraphs 63.100(b)(1) or (b)(1)(ii)
B72L7D204B	N/A	40 CFR Part 63, Subpart OO	No applicable subparts within 60, 61, or 63 reference this subpart
B72L7D204C	N/A	30 TAC Chapter 115, Storage of VOCs	Does not meet the definition of a stationary tank
B72L7D204C	N/A	40 CFR Part 60, Subpart K	Does not meet the definition of a storage vessel
B72L7D204C	N/A	40 CFR Part 60, Subpart Ka	Does not meet the definition of a storage vessel
B72L7D204C	N/A	40 CFR Part 60, Subpart Kb	Does not meet the definition of a storage vessel
B72L7D204C	N/A	40 CFR Part 61, Subpart Y	Does not store specified benzene
B72L7D204C	N/A	40 CFR Part 63, Subpart G	The process unit does not manufacture as a primary product one or more of the chemicals listed in paragraphs 63.100(b)(1) or (b)(1)(ii)
B72L7D204C	N/A	40 CFR Part 63, Subpart OO	No applicable subparts within 60, 61, or 63

Permit Shield

The Executive Director of the TCEQ has determined that the permit holder is not required to comply with the specific regulation(s) identified for each emission unit, group, or process in this table.

Unit / Group / Process ID No.	Group / Inclusive Units	Regulation	Basis of Determination
			reference this subpart
B72L7D27	N/A	30 TAC Chapter 115, Storage of VOCs	Does not meet the definition of a stationary tank
B72L7D27	N/A	40 CFR Part 60, Subpart K	Does not meet the definition of a storage vessel
B72L7D27	N/A	40 CFR Part 60, Subpart Ka	Does not meet the definition of a storage vessel
B72L7D27	N/A	40 CFR Part 60, Subpart Kb	Does not meet the definition of a storage vessel
B72L7D27	N/A	40 CFR Part 61, Subpart Y	Does not store specified benzene
B72L7D27	N/A	40 CFR Part 63, Subpart G	The process unit does not manufacture as a primary product one or more of the chemicals listed in paragraphs 63.100(b)(1) or (b)(1)(ii)
B72L7D27	N/A	40 CFR Part 63, Subpart OO	No applicable subparts within 60, 61, or 63, reference this subpart
B72L7D28	N/A	30 TAC Chapter 115, Storage of VOCs	Does not meet the definition of a stationary tank
B72L7D28	N/A	40 CFR Part 60, Subpart K	Does not meet the definition of a storage vessel
B72L7D28	N/A	40 CFR Part 60, Subpart Ka	Does not meet the definition of a storage vessel
B72L7D28	N/A	40 CFR Part 60, Subpart Kb	Does not meet the definition of a storage vessel
B72L7D28	N/A	40 CFR Part 61, Subpart Y	Does not store specified benzene
B72L7D28	N/A	40 CFR Part 63, Subpart G	The process unit does not manufacture as a primary product one or more of the chemicals listed in paragraphs 63.100(b)(1) or (b)(1)(ii)
B72L7D28	N/A	40 CFR Part 63, Subpart OO	No applicable subparts within 60, 61, or 63 reference this subpart.
B72L7D450	N/A	40 CFR Part 60, Subpart K	Capacity less than 40000 gal
B72L7D450	N/A	40 CFR Part 60, Subpart Ka	Capacity less than 40000 gal

Permit Shield

The Executive Director of the TCEQ has determined that the permit holder is not required to comply with the specific regulation(s) identified for each emission unit, group, or process in this table.

Unit / Group / Process ID No.	Group / Inclusive Units	Regulation	Basis of Determination
B72L7D450	N/A	40 CFR Part 60, Subpart Kb	Storage capacity is less than 19,800 gallons
B72L7D450	N/A	40 CFR Part 61, Subpart Y	Does not store benzene
B72L7D450	N/A	40 CFR Part 63, Subpart G	The process unit does not manufacture as a primary product one or more of the chemicals listed in paragraphs 63.100(b)(1) or (b)(1)(ii)
B72L7D450	N/A	40 CFR Part 63, Subpart OO	No applicable subparts within 60, 61, or 63 reference this subpart
B72L7D452	N/A	30 TAC Chapter 115, Storage of VOCs	Storage capacity is less than 1000 gallons
B72L7D452	N/A	40 CFR Part 60, Subpart K	Storage capacity less than 40,000 gal
B72L7D452	N/A	40 CFR Part 60, Subpart Ka	Storage capacity less than 40,000 gal
B72L7D452	N/A	40 CFR Part 60, Subpart Kb	Storage capacity is less than 19,800 gallons
B72L7D452	N/A	40 CFR Part 61, Subpart Y	Does not store specified benzene
B72L7D452	N/A	40 CFR Part 63, Subpart G	The process unit does not manufacture as a primary product one or more of the chemicals listed in paragraphs 63.100(b)(1) or (b)(1)(ii)
B72L7D452	N/A	40 CFR Part 63, Subpart OO	No applicable subparts within 60, 61, or 63 reference this subpart
B72L7D453	N/A	30 TAC Chapter 115, Storage of VOCs	Storage capacity is less than 1000 gallons
B72L7D453	N/A	40 CFR Part 60, Subpart K	Storage capacity less than 40,000 gal
B72L7D453	N/A	40 CFR Part 60, Subpart Ka	Storage capacity less than 40,000 gal
B72L7D453	N/A	40 CFR Part 60, Subpart Kb	Storage capacity is less than 19,800 gallons
B72L7D453	N/A	40 CFR Part 61, Subpart Y	Does not store specified benzene
B72L7D453	N/A	40 CFR Part 63, Subpart G	The process unit does not manufacture as a

Permit Shield

The Executive Director of the TCEQ has determined that the permit holder is not required to comply with the specific regulation(s) identified for each emission unit, group, or process in this table.

Unit / Group / Process ID No.	Group / Inclusive Units	Regulation	Basis of Determination
			primary product one or more of the chemicals listed in paragraphs 63.100(b)(1) or (b)(1)(ii)
B72L7D453	N/A	40 CFR Part 63, Subpart OO	No applicable subparts within 60, 61, or 63 reference this subpart
B72L7D511	N/A	40 CFR Part 61, Subpart FF	Does not contain or store benzene waste
B72L7D511	N/A	40 CFR Part 63, Subpart G	The process unit does not manufacture as a primary product one or more of the chemicals listed in paragraphs 63.100(b)(1) or (b)(1)(ii)
B72L7D511	N/A	40 CFR Part 63, Subpart VV	Not referenced by another applicable subpart in 40 CFR 60 61 or 63
B72L7D530A	N/A	30 TAC Chapter 115, Storage of VOCs	Storage capacity is less than 1000 gallons
B72L7D530A	N/A	40 CFR Part 60, Subpart K	Storage capacity less than 40,000 gal
B72L7D530A	N/A	40 CFR Part 60, Subpart Ka	Storage capacity less than 40,000 gal
B72L7D530A	N/A	40 CFR Part 60, Subpart Kb	Storage capacity is less than 19,800 gallons
B72L7D530A	N/A	40 CFR Part 61, Subpart Y	Does not store specified benzene
B72L7D530A	N/A	40 CFR Part 63, Subpart G	The process unit does not manufacture as a primary product one or more of the chemicals listed in paragraphs 63.100(b)(1) or (b)(1)(ii)
B72L7D530A	N/A	40 CFR Part 63, Subpart OO	No applicable subparts within 60, 61, or 63 reference this subpart
B72L7D6	N/A	30 TAC Chapter 115, Storage of VOCs	Does not meet the definition of a stationary tank
B72L7D6	N/A	40 CFR Part 60, Subpart K	Does not meet the definition of a storage vessel
B72L7D6	N/A	40 CFR Part 60, Subpart Ka	Does not meet the definition of a storage vessel
B72L7D6	N/A	40 CFR Part 60, Subpart Kb	Does not meet the definition of a storage vessel

Permit Shield

The Executive Director of the TCEQ has determined that the permit holder is not required to comply with the specific regulation(s) identified for each emission unit, group, or process in this table.

Unit / Group / Process ID No.	Group / Inclusive Units	Regulation	Basis of Determination
B72L7D6	N/A	40 CFR Part 61, Subpart Y	Does not store specified benzene
B72L7D6	N/A	40 CFR Part 63, Subpart G	The process unit does not manufacture as a primary product one or more of the chemicals listed in paragraphs 63.100(b)(1) or (b)(1)(ii)
B72L7D6	N/A	40 CFR Part 63, Subpart OO	No applicable subparts within 60, 61 or 63 reference this subpart
B72L7D63	N/A	30 TAC Chapter 115, Storage of VOCs	Does not meet the definition of a stationary tank
B72L7D63	N/A	40 CFR Part 60, Subpart K	Does not meet the definition of a storage vessel
B72L7D63	N/A	40 CFR Part 60, Subpart Ka	Does not meet the definition of a storage vessel
B72L7D63	N/A	40 CFR Part 60, Subpart Kb	Does not meet the definition of a storage vessel
B72L7D63	N/A	40 CFR Part 61, Subpart Y	Does not store specified benzene
B72L7D63	N/A	40 CFR Part 63, Subpart G	The process unit does not manufacture as a primary product one or more of the chemicals listed in paragraphs 63.100(b)(1) or (b)(1)(ii)
B72L7D63	N/A	40 CFR Part 63, Subpart OO	No applicable subparts within 60, 61, or 63 reference this subpart
B72L7D6A	N/A	30 TAC Chapter 115, Storage of VOCs	Does not meet the definition of a stationary tank
B72L7D6A	N/A	40 CFR Part 60, Subpart K	Does not meet the definition of a storage vessel
B72L7D6A	N/A	40 CFR Part 60, Subpart Ka	Does not meet the definition of a storage vessel
B72L7D6A	N/A	40 CFR Part 60, Subpart Kb	Does not meet the definition of a storage vessel
B72L7D6A	N/A	40 CFR Part 61, Subpart Y	Does not store specified benzene
B72L7D6A	N/A	40 CFR Part 63, Subpart G	The process unit does not manufacture as a primary product one or more of the chemicals listed in paragraphs 63.100(b)(1) or (b)(1)(ii)

Permit Shield

The Executive Director of the TCEQ has determined that the permit holder is not required to comply with the specific regulation(s) identified for each emission unit, group, or process in this table.

Unit / Group / Process ID No.	Group / Inclusive Units	Regulation	Basis of Determination
B72L7D6A	N/A	40 CFR Part 63, Subpart OO	No applicable subparts within 60, 61, or 63 reference this subpart
B72L7D7	N/A	30 TAC Chapter 115, Storage of VOCs	Does not meet the definition of a stationary tank
B72L7D7	N/A	40 CFR Part 60, Subpart K	Does not meet the definition of a storage vessel
B72L7D7	N/A	40 CFR Part 60, Subpart Ka	Does not meet the definition of a storage vessel
B72L7D7	N/A	40 CFR Part 60, Subpart Kb	Does not meet the definition of a storage vessel
B72L7D7	N/A	40 CFR Part 61, Subpart Y	Does not store specified benzene
B72L7D7	N/A	40 CFR Part 63, Subpart G	The process unit does not manufacture as a primary product one or more of the chemicals listed in paragraphs 63.100(b)(1) or (b)(1)(ii)
B72L7D7	N/A	40 CFR Part 63, Subpart OO	No applicable subparts within 60, 61 or 63 reference this subpart
B72L7D77	N/A	30 TAC Chapter 115, Storage of VOCs	Does not meet the definition of a stationary tank
B72L7D77	N/A	40 CFR Part 60, Subpart K	Does not meet the definition of a storage vessel
B72L7D77	N/A	40 CFR Part 60, Subpart Ka	Does not meet the definition of a storage vessel
B72L7D77	N/A	40 CFR Part 60, Subpart Kb	Does not meet the definition of a storage vessel
B72L7D77	N/A	40 CFR Part 61, Subpart Y	Does not store specified benzene
B72L7D77	N/A	40 CFR Part 63, Subpart G	The process unit does not manufacture as a primary product one or more of the chemicals listed in paragraphs 63.100(b)(1) or (b)(1)(ii)
B72L7D77	N/A	40 CFR Part 63, Subpart OO	No applicable subparts within 60, 61, or 63 reference this subpart
B72L7D80	N/A	40 CFR Part 60, Subpart K	Storage capacity is less than 40000 gallons

Permit Shield

The Executive Director of the TCEQ has determined that the permit holder is not required to comply with the specific regulation(s) identified for each emission unit, group, or process in this table.

Unit / Group / Process ID No.	Group / Inclusive Units	Regulation	Basis of Determination
B72L7D80	N/A	40 CFR Part 60, Subpart Ka	Storage capacity is less than 40000 gallons
B72L7D80	N/A	40 CFR Part 60, Subpart Kb	Storage capacity is less than 19,800 gallons
B72L7D80	N/A	40 CFR Part 61, Subpart FF	Does not contain or store benzene waste
B72L7D80	N/A	40 CFR Part 61, Subpart Y	Does not store benzene
B72L7D80	N/A	40 CFR Part 63, Subpart G	The process unit does not manufacture as a primary product one or more of the chemicals listed in paragraphs 63.100(b)(1) or (b)(1)(ii)
B72L7D80	N/A	40 CFR Part 63, Subpart OO	No applicable subparts within 60, 61, or 63 reference this subpart
B72L7D81	N/A	40 CFR Part 60, Subpart K	Storage capacity is less than 40000 gallons
B72L7D81	N/A	40 CFR Part 60, Subpart Ka	Storage capacity is less than 40000 gallons
B72L7D81	N/A	40 CFR Part 60, Subpart Kb	Storage capacity is less than 10,600 gallons
B72L7D81	N/A	40 CFR Part 61, Subpart FF	Does not contain or store benzene waste
B72L7D81	N/A	40 CFR Part 61, Subpart Y	Does not store benzene
B72L7D81	N/A	40 CFR Part 63, Subpart G	The process unit does not manufacture as a primary product one or more of the chemicals listed in paragraphs 63.100(b)(1) or (b)(1)(ii)
B72L7D81	N/A	40 CFR Part 63, Subpart OO	No applicable subparts within 60, 61, or 63 reference this subpart
B72L7DF1	N/A	40 CFR Part 63, Subpart G	The process unit does not manufacture as a primary product one or more of the chemicals listed in paragraphs 63.100(b)(1) or (b)(1)(ii)
B72L7DF1A	N/A	30 TAC Chapter 115, Storage of VOCs	Storage capacity is less than 1000 gallons
B72L7DF1A	N/A	40 CFR Part 60, Subpart K	Storage capacity less than 40,000 gal

Permit Shield

The Executive Director of the TCEQ has determined that the permit holder is not required to comply with the specific regulation(s) identified for each emission unit, group, or process in this table.

Unit / Group / Process ID No.	Group / Inclusive Units	Regulation	Basis of Determination
B72L7DF1A	N/A	40 CFR Part 60, Subpart Ka	Storage capacity less than 40,000 gal
B72L7DF1A	N/A	40 CFR Part 60, Subpart Kb	Storage capacity is less than 19,800 gallons
B72L7DF1A	N/A	40 CFR Part 61, Subpart Y	Does not store specified benzene
B72L7DF1A	N/A	40 CFR Part 63, Subpart G	The process unit does not manufacture as a primary product one or more of the chemicals listed in paragraphs 63.100(b)(1) or (b)(1)(ii)
B72L7DF1A	N/A	40 CFR Part 63, Subpart OO	No applicable subparts within 60, 61, or 63 reference this subpart
B72L7DF2	N/A	40 CFR Part 63, Subpart G	The process unit does not manufacture as a primary product one or more of the chemicals listed in paragraphs 63.100(b)(1) or (b)(1)(ii)
B72L7DF2B	N/A	30 TAC Chapter 115, Storage of VOCs	Does not meet the definition of a stationary tank
B72L7DF2B	N/A	40 CFR Part 60, Subpart K	Does not meet the definition of a storage vessel
B72L7DF2B	N/A	40 CFR Part 60, Subpart Ka	Does not meet the definition of a storage vessel
B72L7DF2B	N/A	40 CFR Part 60, Subpart Kb	Does not meet the definition of a storage vessel
B72L7DF2B	N/A	40 CFR Part 61, Subpart Y	Does not store specified benzene
B72L7DF2B	N/A	40 CFR Part 63, Subpart G	The process unit does not manufacture as a primary product one or more of the chemicals listed in paragraphs 63.100(b)(1) or (b)(1)(ii)
B72L7DF2B	N/A	40 CFR Part 63, Subpart OO	No applicable subparts within 60, 61, or 63 reference this subpart
B72L7F2	N/A	30 TAC Chapter 117, Commercial	Flares are exempt from the provisions of this division
B72L7F2	N/A	40 CFR Part 63, Subpart A	Flare is not required under 40 CFR 63

Permit Shield

The Executive Director of the TCEQ has determined that the permit holder is not required to comply with the specific regulation(s) identified for each emission unit, group, or process in this table.

Unit / Group / Process ID No.	Group / Inclusive Units	Regulation	Basis of Determination
B72L7FU1	N/A	40 CFR Part 60, Subpart VV	The unit is subject to 40 CFR Part 60, Subpart VV and 40 CFR Part 63, Subpart YY (MACT YY) but complies with MACT YY only per 63.1100(g)(4)(i)
B72L7FU1	N/A	40 CFR Part 61, Subpart J	The unit is subject to 40 CFR Part 61, Subpart J and 40 CFR Part 63, Subpart YY (MACT YY) but complies with MACT YY only per 63.1100(g)(4)(i)
B72L7FU1	N/A	40 CFR Part 61, Subpart V	The unit is subject to 40 CFR Part 61, Subpart V and 40 CFR Part 63, Subpart YY (MACT YY) but complies with MACT YY only per 63.1100(g)(4)(i)
B72L7R38	N/A	40 CFR Part 60, Subpart III	Not an air oxidation reactor
B72L7R38	N/A	40 CFR Part 60, Subpart RRR	No construction, reconstruction or modification after June 29, 1990
B72L7R60A	N/A	40 CFR Part 60, Subpart III	Not an air oxidation reactor
B72L7R60A	N/A	40 CFR Part 60, Subpart RRR	No construction, reconstruction, or modifications after June 29, 1990
B72L7R60B	N/A	40 CFR Part 60, Subpart III	Not an air oxidation reactor
B72L7R60B	N/A	40 CFR Part 60, Subpart RRR	No construction, reconstruction, or modifications after June 29, 1990
B72L7R60C	N/A	40 CFR Part 60, Subpart III	Not an air oxidation reactor
B72L7R60C	N/A	40 CFR Part 60, Subpart RRR	No construction, reconstruction, or modifications after June 29, 1990
B72L7S206	N/A	30 TAC Chapter 115, Storage of VOCs	Does not meet the definition of a stationary tank

Permit Shield

The Executive Director of the TCEQ has determined that the permit holder is not required to comply with the specific regulation(s) identified for each emission unit, group, or process in this table.

Unit / Group / Process ID No.	Group / Inclusive Units	Regulation	Basis of Determination
B72L7S206	N/A	40 CFR Part 60, Subpart K	Does not meet the definition of a storage vessel
B72L7S206	N/A	40 CFR Part 60, Subpart Ka	Does not meet the definition of a storage vessel
B72L7S206	N/A	40 CFR Part 60, Subpart Kb	Does not meet the definition of a storage vessel
B72L7S206	N/A	40 CFR Part 61, Subpart Y	Does not store specified benzene
B72L7S206	N/A	40 CFR Part 63, Subpart G	The process unit does not manufacture as a primary product one or more of the chemicals listed in paragraphs 63.100(b)(1) or (b)(1)(ii).
B72L7S206	N/A	40 CFR Part 63, Subpart OO	No applicable subparts within 60, 61, or 63 reference this subpart
B72L7SC02	N/A	40 CFR Part 63, Subpart T	Solvent contains less than 5% by wt listed halogenated chemicals
B72L7SP203	N/A	40 CFR Part 61, Subpart FF	Waste management unit, treatment process, or wastewater treatment system that is routed to a fuel gas system.
B72L7SP203	N/A	40 CFR Part 63, Subpart G	The process unit does not manufacture as a primary product one or more of the chemicals listed in paragraphs 63.100(b)(1) or (b)(1)(ii).
B72L7SP203	N/A	40 CFR Part 63, Subpart VV	No applicable subparts within 60, 61, or 63 reference this subpart
B72L7T101	N/A	40 CFR Part 60, Subpart NNN	Constructed before December 30, 1983
B72L7T51	N/A	40 CFR Part 60, Subpart NNN	Constructed before December 30, 1983
B72L7T52	N/A	40 CFR Part 60, Subpart NNN	Constructed before December 30, 1983
B72L7T53A	N/A	40 CFR Part 60, Subpart NNN	Constructed before December 30, 1983
B72L7T53B	N/A	40 CFR Part 60, Subpart NNN	Constructed before December 30, 1983

Permit Shield

The Executive Director of the TCEQ has determined that the permit holder is not required to comply with the specific regulation(s) identified for each emission unit, group, or process in this table.

Unit / Group / Process ID No.	Group / Inclusive Units	Regulation	Basis of Determination
B72L7T54A	N/A	40 CFR Part 60, Subpart NNN	Constructed before December 30, 1983
B72L7T54B	N/A	40 CFR Part 60, Subpart NNN	Constructed before December 30, 1983
B72L7T71	N/A	40 CFR Part 60, Subpart NNN	Constructed before December 30, 1983
B72L7T72	N/A	40 CFR Part 60, Subpart NNN	Constructed before December 30, 1983
GRP1L8PF	OC6L8H1, OC6L8H2, OC6L8H3, OC6L8H4, OC6L8H5, OC6L8H6, OC6L8H7	30 TAC Chapter 112, Sulfur Compounds	Not a solid fossil fuel-fired steam generator and not a liquid fuel-fired steam generator, furnace or heater
GRP1L8PF	OC6L8H1, OC6L8H2, OC6L8H3, OC6L8H4, OC6L8H5, OC6L8H6, OC6L8H7	40 CFR Part 60, Subpart III	Not an air oxidation reactor
GRP1L8PF	OC6L8H1, OC6L8H2, OC6L8H3, OC6L8H4, OC6L8H5, OC6L8H6, OC6L8H7	40 CFR Part 60, Subpart RRR	No construction, reconstruction, or modification after June 29, 1990
GRP2L8PF	OC6L8H10, OC6L8H8, OC6L8H9	30 TAC Chapter 112, Sulfur Compounds	Not a solid fossil fuel-fired steam generator and not a liquid fuel-fired steam generator, furnace, or heater
GRP2L8PF	OC6L8H10, OC6L8H8, OC6L8H9	30 TAC Chapter 117, Commercial	Constructed after June 9, 1993 and not a functionally identical replacement
GRP2L8PF	OC6L8H10, OC6L8H8, OC6L8H9	40 CFR Part 60, Subpart III	Not an air oxidation reactor
GRPL7PF	B72L7HH1, B72L7HH2, B72L7HH3, B72L7HH4, B72L7HH5	30 TAC Chapter 112, Sulfur Compounds	Not a solid fossil fuel-fired steam generator and not a liquid fuel -fired steam generator, furnace, or heater
OC2L8GF500	N/A	30 TAC Chapter 117, Subchapter B	Flares are exempt from the provisions of division 3
OC6FL066A	N/A	30 TAC Chapter 115, Storage of VOCs	Does not meet the definition of a stationary tank

Permit Shield

The Executive Director of the TCEQ has determined that the permit holder is not required to comply with the specific regulation(s) identified for each emission unit, group, or process in this table.

Unit / Group / Process ID No.	Group / Inclusive Units	Regulation	Basis of Determination
OC6FL066A	N/A	40 CFR Part 60, Subpart K	Does not meet the definition of a storage vessel
OC6FL066A	N/A	40 CFR Part 60, Subpart Ka	Does not meet the definition of a storage vessel
OC6FL066A	N/A	40 CFR Part 60, Subpart Kb	Does not meet the definition of a storage vessel
OC6FL066A	N/A	40 CFR Part 61, Subpart Y	Does not store specified benzene
OC6FL066A	N/A	40 CFR Part 63, Subpart G	The process unit does not manufacture as a primary product one or more of the chemicals listed in paragraphs 63.100(b)(1) or (b)(1)(ii)
OC6FL066A	N/A	40 CFR Part 63, Subpart OO	No applicable subparts within 60, 61 or 63 reference this subpart
OC6FL066B	N/A	30 TAC Chapter 115, Storage of VOCs	Does not meet the definition of a stationary tank
OC6FL066B	N/A	40 CFR Part 60, Subpart K	Does not meet the definition of a storage vessel
OC6FL066B	N/A	40 CFR Part 60, Subpart Ka	Does not meet the definition of a storage vessel
OC6FL066B	N/A	40 CFR Part 60, Subpart Kb	Does not meet the definition of a storage vessel
OC6FL066B	N/A	40 CFR Part 61, Subpart Y	Does not store specified benzene
OC6FL066B	N/A	40 CFR Part 63, Subpart G	The process unit does not manufacture as a primary product one or more of the chemicals listed in paragraphs 63.100(b)(1) or (b)(1)(ii)
OC6FL066B	N/A	40 CFR Part 63, Subpart OO	No applicable subparts within 60,61, or 63 reference this subpart
OC6FL166A	N/A	30 TAC Chapter 115, Storage of VOCs	Does not meet the definition of a stationary tank
OC6FL166A	N/A	40 CFR Part 60, Subpart K	Does not meet the definition of a storage vessel
OC6FL166A	N/A	40 CFR Part 60, Subpart Ka	Does not meet the definition of a storage vessel
OC6FL166A	N/A	40 CFR Part 60, Subpart Kb	Does not meet the definition of a storage vessel

Permit Shield

The Executive Director of the TCEQ has determined that the permit holder is not required to comply with the specific regulation(s) identified for each emission unit, group, or process in this table.

Unit / Group / Process ID No.	Group / Inclusive Units	Regulation	Basis of Determination
OC6FL166A	N/A	40 CFR Part 61, Subpart Y	Does not store specified benzene
OC6FL166A	N/A	40 CFR Part 63, Subpart G	The process unit does not manufacture as a primary product one or more of the chemicals listed in paragraphs 63.100(b)(1) or (b)(1)(ii)
OC6FL166A	N/A	40 CFR Part 63, Subpart OO	No applicable subparts within 60, 61, or 63 reference this subpart
OC6FL166B	N/A	30 TAC Chapter 115, Storage of VOCs	Does not meet the definition of a stationary tank
OC6FL166B	N/A	40 CFR Part 60, Subpart K	Does not meet the definition of a storage vessel
OC6FL166B	N/A	40 CFR Part 60, Subpart Ka	Does not meet the definition of a storage vessel
OC6FL166B	N/A	40 CFR Part 60, Subpart Kb	Does not meet the definition of a storage vessel
OC6FL166B	N/A	40 CFR Part 61, Subpart Y	Does not store specified benzene
OC6FL166B	N/A	40 CFR Part 63, Subpart G	The process unit does not manufacture as a primary product one or more of the chemicals listed in paragraphs 63.100(b)(1) or (b)(1)(ii).
OC6FL166B	N/A	40 CFR Part 63, Subpart OO	No applicable subparts within 60, 61, or 63 reference this subpart
OC6L8CT800	N/A	40 CFR Part 63, Subpart Q	No chromium-based water treatment chemicals on or after September 8, 1994
OC6L8D069	N/A	40 CFR Part 63, Subpart G	The process unit does not manufacture as a primary product one or more of the chemicals listed in paragraphs 63.100(b)(1) or (b)(1)(ii)
OC6L8D069	N/A	40 CFR Part 63, Subpart VV	Not referenced by another applicable subpart in 40 CFR 60, 61 or 63
OC6L8D1015	N/A	30 TAC Chapter 115, Storage of VOCs	Does not meet the definition of a stationary tank

Permit Shield

The Executive Director of the TCEQ has determined that the permit holder is not required to comply with the specific regulation(s) identified for each emission unit, group, or process in this table.

Unit / Group / Process ID No.	Group / Inclusive Units	Regulation	Basis of Determination
OC6L8D1015	N/A	40 CFR Part 60, Subpart K	Does not meet the definition of a storage vessel
OC6L8D1015	N/A	40 CFR Part 60, Subpart Ka	Does not meet the definition of a storage vessel
OC6L8D1015	N/A	40 CFR Part 60, Subpart Kb	Does not meet the definition of a storage vessel
OC6L8D1015	N/A	40 CFR Part 61, Subpart Y	Does not store specified benzene
OC6L8D1015	N/A	40 CFR Part 63, Subpart G	The process unit does not manufacture as a primary product one or more of the chemicals listed in paragraphs 63.100(b)(1) or (b)(1)(ii)
OC6L8D1015	N/A	40 CFR Part 63, Subpart OO	No applicable subparts within 60, 61, or 63 reference this subpart
OC6L8D1080	N/A	30 TAC Chapter 115, Storage of VOCs	Does not meet the definition of a stationary tank
OC6L8D1080	N/A	40 CFR Part 60, Subpart K	Does not meet the definition of a storage vessel
OC6L8D1080	N/A	40 CFR Part 60, Subpart Ka	Does not meet the definition of a storage vessel
OC6L8D1080	N/A	40 CFR Part 60, Subpart Kb	Does not meet the definition of a storage vessel
OC6L8D1080	N/A	40 CFR Part 61, Subpart Y	Does not store specified benzene
OC6L8D1080	N/A	40 CFR Part 63, Subpart G	The process unit does not manufacture as a primary product one or more of the chemicals listed in paragraphs 63.100(b)(1) or (b)(1)(ii)
OC6L8D1080	N/A	40 CFR Part 63, Subpart OO	No applicable subparts within 60 , 61, or 63 reference this subparts
OC6L8D1081	N/A	30 TAC Chapter 115, Storage of VOCs	Does not meet the definition of a stationary tank
OC6L8D1081	N/A	40 CFR Part 60, Subpart K	Does not meet the definition of a storage vessel
OC6L8D1081	N/A	40 CFR Part 60, Subpart Ka	Does not meet the definition of a storage vessel
OC6L8D1081	N/A	40 CFR Part 60, Subpart Kb	Does not meet the definition of a storage vessel

Permit Shield

The Executive Director of the TCEQ has determined that the permit holder is not required to comply with the specific regulation(s) identified for each emission unit, group, or process in this table.

Unit / Group / Process ID No.	Group / Inclusive Units	Regulation	Basis of Determination
OC6L8D1081	N/A	40 CFR Part 61, Subpart Y	Does not store specified benzene
OC6L8D1081	N/A	40 CFR Part 63, Subpart G	The process unit does not manufacture as a primary product one or more of the chemicals listed in paragraphs 63.100(b)(1) or (b)(1)(ii)
OC6L8D1081	N/A	40 CFR Part 63, Subpart OO	No applicable subparts within 60, 61, or 63 reference this subpart
OC6L8D1180	N/A	30 TAC Chapter 115, Storage of VOCs	Does not meet the definition of a stationary tank
OC6L8D1180	N/A	40 CFR Part 60, Subpart K	Does not meet the definition of a storage vessel
OC6L8D1180	N/A	40 CFR Part 60, Subpart Ka	Does not meet the definition of a storage vessel
OC6L8D1180	N/A	40 CFR Part 60, Subpart Kb	Does not meet the definition of a storage vessel
OC6L8D1180	N/A	40 CFR Part 61, Subpart Y	Does not store specified benzene
OC6L8D1180	N/A	40 CFR Part 63, Subpart G	The process unit does not manufacture as a primary product one or more of the chemicals listed in paragraphs 63.100(b)(1) or (b)(1)(ii)
OC6L8D1180	N/A	40 CFR Part 63, Subpart OO	No applicable subparts within 60, 61, or 63 reference this subpart
OC6L8D1181	N/A	40 CFR Part 63, Subpart G	The process unit does not manufacture as a primary product one or more of the chemicals listed in paragraphs 63.100(b)(1) or (b)(1)(ii)
OC6L8D1181	N/A	40 CFR Part 63, Subpart VV	Not referenced by another applicable subpart in 40 CFR 60, 61, or 63.
OC6L8D1540	N/A	40 CFR Part 60, Subpart K	Storage capacity is less than 40000 gallons
OC6L8D1540	N/A	40 CFR Part 60, Subpart Ka	Storage capacity is less than 40000 gallons
OC6L8D1540	N/A	40 CFR Part 60, Subpart Kb	Storage capacity is less than 19,800 gallons

Permit Shield

The Executive Director of the TCEQ has determined that the permit holder is not required to comply with the specific regulation(s) identified for each emission unit, group, or process in this table.

Unit / Group / Process ID No.	Group / Inclusive Units	Regulation	Basis of Determination
OC6L8D1540	N/A	40 CFR Part 61, Subpart FF	Does not contain or store benzene waste
OC6L8D1540	N/A	40 CFR Part 61, Subpart Y	Does not store benzene
OC6L8D1540	N/A	40 CFR Part 63, Subpart G	The process unit does not manufacture as a primary product one or more of the chemicals listed in paragraphs 63.100(b)(1) or (b)(1)(ii)
OC6L8D1540	N/A	40 CFR Part 63, Subpart OO	No applicable subparts within 60, 61, or 63 reference this subpart
OC6L8D169	N/A	40 CFR Part 63, Subpart G	The process unit does not manufacture as a primary product one or more of the chemicals listed in paragraphs 63.100(b)(1) or (b)(1)(ii)
OC6L8D169	N/A	40 CFR Part 63, Subpart VV	Not referenced by another applicable subpart in 40 CFR 60, 61, or 63
OC6L8D230	N/A	30 TAC Chapter 115, Storage of VOCs	Does not meet the definition of a stationary tank
OC6L8D230	N/A	40 CFR Part 60, Subpart K	Does not meet the definition of a storage vessel
OC6L8D230	N/A	40 CFR Part 60, Subpart Ka	Does not meet the definition of a storage vessel
OC6L8D230	N/A	40 CFR Part 60, Subpart Kb	Does not meet the definition of a storage vessel
OC6L8D230	N/A	40 CFR Part 61, Subpart Y	Does not store specified benzene
OC6L8D230	N/A	40 CFR Part 63, Subpart G	The process unit does not manufacture as a primary product one or more of the chemicals listed in paragraphs 63.100(b)(1) or (b)(1)(ii)
OC6L8D230	N/A	40 CFR Part 63, Subpart OO	No applicable subparts within 60, 61, or 63 reference this subpart
OC6L8D27	N/A	40 CFR Part 61, Subpart FF	Waste management unit, treatment process, or wastewater treatment system that is routed to a fuel gas system

Permit Shield

The Executive Director of the TCEQ has determined that the permit holder is not required to comply with the specific regulation(s) identified for each emission unit, group, or process in this table.

Unit / Group / Process ID No.	Group / Inclusive Units	Regulation	Basis of Determination
OC6L8D27	N/A	40 CFR Part 63, Subpart G	The process unit does not manufacture as a primary product one or more of the chemicals listed in paragraphs 63.100(b)(1) or (b)(1)(ii)
OC6L8D27	N/A	40 CFR Part 63, Subpart VV	Not referenced by another applicable subpart in 40 CFR 60, 61, or 63
OC6L8D301	N/A	40 CFR Part 61, Subpart FF	Does not contain or store benzene waste
OC6L8D301	N/A	40 CFR Part 63, Subpart G	The process unit does not manufacture as a primary product one or more of the chemicals listed in paragraphs 63.100(b)(1) or (b)(1)(ii)
OC6L8D301	N/A	40 CFR Part 63, Subpart VV	Not referenced by another applicable subpart in 40 CFR 60 61 or 63
OC6L8D906	N/A	30 TAC Chapter 115, Storage of VOCs	Does not meet the definition of a stationary tank
OC6L8D906	N/A	40 CFR Part 60, Subpart K	Does not meet the definition of a storage vessel
OC6L8D906	N/A	40 CFR Part 60, Subpart Ka	Does not meet the definition of a storage vessel
OC6L8D906	N/A	40 CFR Part 60, Subpart Kb	Does not meet the definition of a storage vessel
OC6L8D906	N/A	40 CFR Part 61, Subpart Y	Does not store specified benzene
OC6L8D906	N/A	40 CFR Part 63, Subpart G	The process unit does not manufacture as a primary product one or more of the chemicals listed in paragraphs 63.100(b)(1) or (b)(1)(ii)
OC6L8D906	N/A	40 CFR Part 63, Subpart OO	No applicable subparts within 60, 61, or 63 reference this subpart
OC6L8D91	N/A	40 CFR Part 60, Subpart K	Storage capacity is less than 40000 gallons
OC6L8D91	N/A	40 CFR Part 60, Subpart Ka	Storage capacity is less than 40000 gallons
OC6L8D91	N/A	40 CFR Part 60, Subpart Kb	Storage capacity is less than 19,800 gallons

Permit Shield

The Executive Director of the TCEQ has determined that the permit holder is not required to comply with the specific regulation(s) identified for each emission unit, group, or process in this table.

Unit / Group / Process ID No.	Group / Inclusive Units	Regulation	Basis of Determination
OC6L8D91	N/A	40 CFR Part 61, Subpart FF	Does not contain or store benzene waste
OC6L8D91	N/A	40 CFR Part 61, Subpart Y	Does not store benzene
OC6L8D91	N/A	40 CFR Part 63, Subpart G	The process unit does not manufacture as a primary product one or more of the chemicals listed in paragraphs 63.100(b)(1) or (b)(1)(ii)
OC6L8D91	N/A	40 CFR Part 63, Subpart OO	No applicable subparts within 60, 61, or 63 reference this subpart
OC6L8D97	N/A	40 CFR Part 60, Subpart K	Storage capacity is less than 40000 gallons
OC6L8D97	N/A	40 CFR Part 60, Subpart Ka	Storage capacity is less than 40000 gallons
OC6L8D97	N/A	40 CFR Part 60, Subpart Kb	Storage capacity is less than 19,800 gallons
OC6L8D97	N/A	40 CFR Part 61, Subpart FF	Does not contain or store benzene waste
OC6L8D97	N/A	40 CFR Part 61, Subpart Y	Does not store benzene
OC6L8D97	N/A	40 CFR Part 63, Subpart G	The process unit does not manufacture as a primary product one or more of the chemicals listed in paragraphs 63.100(b)(1) or (b)(1)(ii)
OC6L8D97	N/A	40 CFR Part 63, Subpart OO	No applicable subparts within 60, 61, or 63 reference this subpart
OC6L8F1	N/A	30 TAC Chapter 117, Commercial	Flares are exempt from the provisions of this division
OC6L8F1018	N/A	30 TAC Chapter 117, Commercial	Flares are exempt from the provisions of this division
OC6L8F902	N/A	30 TAC Chapter 117, Commercial	Flares are exempt from the provisions of this division
OC6L8F902	N/A	40 CFR Part 63, Subpart A	Flare is not required under 40 CFR 63

Permit Shield

The Executive Director of the TCEQ has determined that the permit holder is not required to comply with the specific regulation(s) identified for each emission unit, group, or process in this table.

Unit / Group / Process ID No.	Group / Inclusive Units	Regulation	Basis of Determination
OC6L8FU01	N/A	40 CFR Part 60, Subpart VV	NSPS VV superseded by 40 CFR 63 Subpart UU as referenced by 40 CFR 63 Subpart YY
OC6L8FU01	N/A	40 CFR Part 61, Subpart J	NESHAP J superseded by 40 CFR 63 Subpart UU as referenced by 40 CFR 63 Subpart YY
OC6L8FU01	N/A	40 CFR Part 61, Subpart V	NESHAP V superseded by 40 CFR 63 Subpart UU as referenced by 40 CFR 63 Subpart YY
OC6L8FU01	N/A	40 CFR Part 63, Subpart H	Not in OHAP service or not in OHAP service for 300 or more hours a year
OC6L8FU11	N/A	40 CFR Part 60, Subpart VV	NSPS VV superseded by 40 CFR 63 Subpart UU as referenced by 40 CFR 63 Subpart YY
OC6L8FU11	N/A	40 CFR Part 61, Subpart J	NESHAP J superseded by 40 CFR 63 Subpart UU as referenced by 40 CFR 63 Subpart YY
OC6L8FU11	N/A	40 CFR Part 61, Subpart V	NESHAP V superseded by 40 CFR 63 Subpart UU as referenced by 40 CFR 63 Subpart YY
OC6L8FU11	N/A	40 CFR Part 63, Subpart H	Not in OHAP service or not in OHAP service for 300 or more hours a year
OC6L8R44A	N/A	40 CFR Part 60, Subpart III	Not an air oxidation reactor
OC6L8R44B	N/A	40 CFR Part 60, Subpart III	Not an air oxidation reactor
OC6L8R45A	N/A	40 CFR Part 60, Subpart III	Not an air oxidation reactor
OC6L8R45A	N/A	40 CFR Part 60, Subpart RRR	No construction, reconstruction, or modification after June 29, 1990
OC6L8R45B	N/A	40 CFR Part 60, Subpart III	Not an air oxidation reactor
OC6L8R45B	N/A	40 CFR Part 60, Subpart RRR	No construction, reconstruction, or modifications after June 29, 1990

Permit Shield

The Executive Director of the TCEQ has determined that the permit holder is not required to comply with the specific regulation(s) identified for each emission unit, group, or process in this table.

Unit / Group / Process ID No.	Group / Inclusive Units	Regulation	Basis of Determination
OC6L8R45C	N/A	40 CFR Part 60, Subpart III	Not an air oxidation reactor
OC6L8R45C	N/A	40 CFR Part 60, Subpart RRR	No construction, reconstruction, or modifications after June 29, 1990
OC6L8RX1	N/A	40 CFR Part 63, Subpart G	The process unit does not manufacture as a primary product one or more of the chemicals listed in paragraphs 63.100(b)(1) or (b)(1)(ii)
OC6L8RX2	N/A	40 CFR Part 63, Subpart G	The process unit does not manufacture as a primary product one or more of the chemicals listed in paragraphs 63.100(b)(1) or (b)(1)(ii)
OC6L8RX3	N/A	40 CFR Part 63, Subpart G	The process unit does not manufacture as a primary product one or more of the chemicals listed in paragraphs 63.100(b)(1) or (b)(1)(ii)
OC6L8RX4	N/A	40 CFR Part 63, Subpart G	Does not meet the definition of a process vent
OC6L8S068	N/A	30 TAC Chapter 115, Storage of VOCs	Does not meet the definition of a stationary tank
OC6L8S068	N/A	40 CFR Part 60, Subpart K	Does not meet the definition of a storage vessel
OC6L8S068	N/A	40 CFR Part 60, Subpart Ka	Does not meet the definition of a storage vessel
OC6L8S068	N/A	40 CFR Part 60, Subpart Kb	Does not meet the definition of a storage vessel
OC6L8S068	N/A	40 CFR Part 61, Subpart Y	Does not store specified benzene
OC6L8S068	N/A	40 CFR Part 63, Subpart G	The process unit does not manufacture as a primary product one or more of the chemicals listed in paragraphs 63.100(b)(1) or (b)(1)(ii)
OC6L8S068	N/A	40 CFR Part 63, Subpart OO	No applicable subparts within 60, 61, or 63 reference this subpart
OC6L8S168	N/A	30 TAC Chapter 115, Storage of VOCs	Does not meet the definition of a stationary tank

Permit Shield

The Executive Director of the TCEQ has determined that the permit holder is not required to comply with the specific regulation(s) identified for each emission unit, group, or process in this table.

Unit / Group / Process ID No.	Group / Inclusive Units	Regulation	Basis of Determination
OC6L8S168	N/A	40 CFR Part 60, Subpart K	Does not meet the definition of a storage vessel
OC6L8S168	N/A	40 CFR Part 60, Subpart Ka	Does not meet the definition of a storage vessel
OC6L8S168	N/A	40 CFR Part 60, Subpart Kb	Does not meet the definition of a storage vessel
OC6L8S168	N/A	40 CFR Part 61, Subpart Y	Does not store specified benzene
OC6L8S168	N/A	40 CFR Part 63, Subpart G	The process unit does not manufacture as a primary product one or more of the chemicals listed in paragraphs 63.100(b)(1) or (b)(1)(ii)
OC6L8S168	N/A	40 CFR Part 63, Subpart OO	No applicable subparts within 60, 61, or 63 reference this subpart
OC6L8SP114	N/A	30 TAC Chapter 115, Storage of VOCs	Storage tank capacity is less than 1,000 gallons
OC6L8SP114	N/A	40 CFR Part 60, Subpart K	Storage vessel capacity is less than 40,000 gallons
OC6L8SP114	N/A	40 CFR Part 60, Subpart Ka	Storage capacity is less than 40000 gallons
OC6L8SP114	N/A	40 CFR Part 60, Subpart Kb	Storage capacity is less than 19,800 gallons
OC6L8SP114	N/A	40 CFR Part 61, Subpart FF	The tank does not store or contain benzene waste
OC6L8SP114	N/A	40 CFR Part 61, Subpart Y	The tank does not store the specified benzene
OC6L8SP114	N/A	40 CFR Part 63, Subpart G	The process unit does not manufacture as a primary product one or more of the chemicals listed in paragraphs 63.100(b)(1) or (b)(1)(ii)
OC6L8SP114	N/A	40 CFR Part 63, Subpart OO	No applicable subpart of 40 CFR Parts 60, 61 or 63 references the use of 40 CFR Part 63, Subpart OO
OC6L8ST01A	N/A	40 CFR Part 60, Subpart K	Does not store petroleum liquids

Permit Shield

The Executive Director of the TCEQ has determined that the permit holder is not required to comply with the specific regulation(s) identified for each emission unit, group, or process in this table.

Unit / Group / Process ID No.	Group / Inclusive Units	Regulation	Basis of Determination
OC6L8ST01A	N/A	40 CFR Part 60, Subpart Ka	Does not store petroleum liquids
OC6L8ST01A	N/A	40 CFR Part 60, Subpart Kb	Constructed prior to July 23, 1984
OC6L8ST01A	N/A	40 CFR Part 61, Subpart FF	Does not contain or store benzene waste
OC6L8ST01A	N/A	40 CFR Part 61, Subpart Y	Does not store listed benzene
OC6L8ST01A	N/A	40 CFR Part 63, Subpart G	The process unit does not manufacture as a primary product one or more of the chemicals listed in paragraphs 63.100(b)(1) or (b)(1)(ii)
OC6L8ST01A	N/A	40 CFR Part 63, Subpart OO	No applicable subparts within 60, 61, or 63 reference this subpart
OC6L8ST01B	N/A	40 CFR Part 60, Subpart K	Does not store petroleum liquids
OC6L8ST01B	N/A	40 CFR Part 60, Subpart Ka	Does not store petroleum liquids
OC6L8ST01B	N/A	40 CFR Part 60, Subpart Kb	Constructed prior to July 23, 1984
OC6L8ST01B	N/A	40 CFR Part 61, Subpart FF	Does not contain or store benzene waste
OC6L8ST01B	N/A	40 CFR Part 61, Subpart Y	Does not store listed benzene
OC6L8ST01B	N/A	40 CFR Part 63, Subpart G	The process unit does not manufacture as a primary product one or more of the chemicals listed in paragraphs 63.100(b)(1) or (b)(1)(ii)
OC6L8ST01B	N/A	40 CFR Part 63, Subpart OO	No applicable subparts within 60, 61, or 63 reference this subpart
OC6L8ST505	N/A	40 CFR Part 60, Subpart K	Does not store petroleum liquids
OC6L8ST505	N/A	40 CFR Part 60, Subpart Ka	Does not store petroleum liquids
OC6L8ST505	N/A	40 CFR Part 60, Subpart Kb	Constructed prior to July 23, 1984
OC6L8ST505	N/A	40 CFR Part 61, Subpart FF	Does not contain or store benzene waste

Permit Shield

The Executive Director of the TCEQ has determined that the permit holder is not required to comply with the specific regulation(s) identified for each emission unit, group, or process in this table.

Unit / Group / Process ID No.	Group / Inclusive Units	Regulation	Basis of Determination
OC6L8ST505	N/A	40 CFR Part 61, Subpart Y	Does not store listed benzene
OC6L8ST505	N/A	40 CFR Part 63, Subpart G	The process unit does not manufacture as a primary product one or more of the chemicals listed in paragraphs 63.100(b)(1) or (b)(1)(ii)
OC6L8ST505	N/A	40 CFR Part 63, Subpart OO	No applicable subparts within 60, 61, or 63 reference this subpart
OC6L8ST901	N/A	40 CFR Part 60, Subpart Kb	Storage vessel was constructed, reconstructed, or modified prior to July 23, 1984
OC6L8ST901	N/A	40 CFR Part 61, Subpart FF	Does not contain or store benzene waste
OC6L8ST901	N/A	40 CFR Part 61, Subpart Y	Does not store benzene
OC6L8ST901	N/A	40 CFR Part 63, Subpart G	The process unit does not manufacture as a primary product one or more of the chemicals listed in paragraphs 63.100(b)(1) or (b)(1)(ii)
OC6L8ST901	N/A	40 CFR Part 63, Subpart OO	No applicable subparts within 60, 61, or 63 reference this subpart
OC6L8ST916	N/A	40 CFR Part 60, Subpart K	Does not store petroleum liquids
OC6L8ST916	N/A	40 CFR Part 60, Subpart Ka	Does not store petroleum liquids
OC6L8ST916	N/A	40 CFR Part 60, Subpart Kb	Constructed prior to July 23, 1984
OC6L8ST916	N/A	40 CFR Part 61, Subpart FF	Does not contain or store benzene waste
OC6L8ST916	N/A	40 CFR Part 61, Subpart Y	Does not store listed benzene
OC6L8ST916	N/A	40 CFR Part 63, Subpart G	The process unit does not manufacture as a primary product one or more of the chemicals listed in paragraphs 63.100(b)(1) or (b)(1)(ii)
OC6L8ST916	N/A	40 CFR Part 63, Subpart OO	No applicable subparts within 60, 61, or 63

Permit Shield

The Executive Director of the TCEQ has determined that the permit holder is not required to comply with the specific regulation(s) identified for each emission unit, group, or process in this table.

Unit / Group / Process ID No.	Group / Inclusive Units	Regulation	Basis of Determination
			reference this subpart
OC6L8T070	N/A	30 TAC Chapter 115, Water Separation	Does not meet the definition of a VOC water separator
OC6L8T070	N/A	40 CFR Part 60, Subpart NNN	Not part of a SOCMCI chemical distillation process unit
OC6L8T070	N/A	40 CFR Part 63, Subpart G	The process unit does not manufacture as a primary product one or more of the chemicals listed in paragraphs 63.100(b)(1) or (b)(1)(ii)
OC6L8T070	N/A	40 CFR Part 63, Subpart VV	Not referenced by another applicable subpart in 40 CFR 60, 61, or 63
OC6L8T170	N/A	30 TAC Chapter 115, Water Separation	Does not meet the definition of a VOC water separator
OC6L8T170	N/A	40 CFR Part 60, Subpart NNN	Not part of a SOCMCI chemical distillation process unit.
OC6L8T170	N/A	40 CFR Part 63, Subpart G	The process unit does not manufacture as a primary product one or more of the chemicals listed in paragraphs 63.100(b)(1) or (b)(1)(ii)
OC6L8T170	N/A	40 CFR Part 63, Subpart VV	Not referenced by another applicable subpart in 40 CFR 60, 61, or 63
OC6L8T28A	N/A	40 CFR Part 60, Subpart III	Oxidation unit does not produce a listed chemical
OC6L8T28A	N/A	40 CFR Part 60, Subpart NNN	Tower does not meet the definition of distillation operation, i.e, separation is not achieved by redistribution of components between the liquid/vapor phase as they approach equilibrium
OC6L8T28A	N/A	40 CFR Part 60, Subpart RRR	Not an affected facility; oxidation reactor

Permit Shield

The Executive Director of the TCEQ has determined that the permit holder is not required to comply with the specific regulation(s) identified for each emission unit, group, or process in this table.

Unit / Group / Process ID No.	Group / Inclusive Units	Regulation	Basis of Determination
OC6L8T28A	N/A	40 CFR Part 63, Subpart G	The process unit does not manufacture as a primary product one or more of the chemicals listed in paragraphs 63.100(b)(1) or (b)(1)(ii)
OC6L8T28B	N/A	40 CFR Part 60, Subpart III	Oxidation unit does not produce a listed chemical
OC6L8T28B	N/A	40 CFR Part 60, Subpart NNN	Tower does not meet the definition of distillation operation, i.e, separation is not achieved by redistribution of components between the liquid/vapor phase as they approach equilibrium
OC6L8T28B	N/A	40 CFR Part 60, Subpart RRR	Not an affected facility; oxidation reactor
OC6L8T28B	N/A	40 CFR Part 63, Subpart G	The process unit does not manufacture as a primary product one or more of the chemicals listed in paragraphs 63.100(b)(1) or (b)(1)(ii)
OC6L8TO	N/A	30 TAC Chapter 111, Incineration	Incinerator does not combust solid waste
OC6L8TO	N/A	30 TAC Chapter 117, Subchapter B	Incinerators less than 40 MMBtu are exempt from the provisions of the division.
OC6L8TO	N/A	40 CFR Part 60, Subpart E	Incinerator does not combust municipal solid waste
OC6L8TO	N/A	40 CFR Part 60, Subpart O	Incinerator does not combust sewage sludge
OC6L8TO	N/A	40 CFR Part 61, Subpart C	Facility is not a listed stationary source
OC6L8TO	N/A	40 CFR Part 61, Subpart E	Facility is not a listed stationary source
OC6L8V1005	N/A	40 CFR Part 60, Subpart Kb	Storage vessel with capacity less than 19,800 gallons and less than 39,900 gallons with vapor pressure less than 2.2 psia
OC6L8V1005	N/A	40 CFR Part 61, Subpart F	Does not contain or store benzene waste

Permit Shield

The Executive Director of the TCEQ has determined that the permit holder is not required to comply with the specific regulation(s) identified for each emission unit, group, or process in this table.

Unit / Group / Process ID No.	Group / Inclusive Units	Regulation	Basis of Determination
OC6L8V1005	N/A	40 CFR Part 61, Subpart Y	Does not store benzene
OC6L8V1005	N/A	40 CFR Part 63, Subpart G	The process unit does not manufacture as a primary product one or more of the chemicals listed in paragraphs 63.100(b)(1) or (b)(1)(ii)
OC6L8V1005	N/A	40 CFR Part 63, Subpart OO	No applicable subparts within 60, 61, or 63 reference this subpart
OC6L8V1020	N/A	30 TAC Chapter 115, Storage of VOCs	Does not meet the definition of a stationary tank
OC6L8V1020	N/A	40 CFR Part 60, Subpart K	Does not meet the definition of a storage vessel
OC6L8V1020	N/A	40 CFR Part 60, Subpart Ka	Does not meet the definition of a storage vessel
OC6L8V1020	N/A	40 CFR Part 60, Subpart Kb	Does not meet the definition of a storage vessel
OC6L8V1020	N/A	40 CFR Part 61, Subpart Y	Does not store specified benzene
OC6L8V1020	N/A	40 CFR Part 63, Subpart G	The process unit does not manufacture as a primary product one or more of the chemicals listed in paragraphs 63.100(b)(1) or (b)(1)(ii)
OC6L8V1020	N/A	40 CFR Part 63, Subpart OO	No applicable subparts within 60, 61, or 63 reference this subpart
OC6L8V1045	N/A	30 TAC Chapter 115, Industrial Wastewater	Does not handle affected VOC wastewater stream
OC6L8V1050	N/A	30 TAC Chapter 115, Industrial Wastewater	Does not handle affected VOC wastewater stream
OC6L8V1905	N/A	40 CFR Part 60, Subpart K	Does not store petroleum liquid
OC6L8V1905	N/A	40 CFR Part 60, Subpart Ka	Does not store petroleum liquid
OC6L8V1905	N/A	40 CFR Part 60, Subpart Kb	Built before July 23, 1984
OC6L8V1905	N/A	40 CFR Part 61, Subpart Y	Does not store benzene

Permit Shield

The Executive Director of the TCEQ has determined that the permit holder is not required to comply with the specific regulation(s) identified for each emission unit, group, or process in this table.

Unit / Group / Process ID No.	Group / Inclusive Units	Regulation	Basis of Determination
OC6L8V1905	N/A	40 CFR Part 63, Subpart G	The process unit does not manufacture as a primary product one or more of the chemicals listed in paragraphs 63.100(b)(1) or (b)(1)(ii)
OC6L8V1905	N/A	40 CFR Part 63, Subpart OO	No applicable subparts within 60, 61, or 63 reference this subpart
OC6L8V280	N/A	30 TAC Chapter 115, Storage of VOCs	Does not meet the definition of a stationary tank
OC6L8V280	N/A	40 CFR Part 60, Subpart K	Does not meet the definition of a storage vessel
OC6L8V280	N/A	40 CFR Part 60, Subpart Ka	Does not meet the definition of a storage vessel
OC6L8V280	N/A	40 CFR Part 60, Subpart Kb	Does not meet the definition of a storage vessel
OC6L8V280	N/A	40 CFR Part 61, Subpart Y	Does not store specified benzene
OC6L8V280	N/A	40 CFR Part 63, Subpart G	The process unit does not manufacture as a primary product one or more of the chemicals listed in paragraphs 63.100(b)(1) or (b)(1)(ii).
OC6L8V280	N/A	40 CFR Part 63, Subpart OO	No applicable subparts within 60, 61, or 63 reference this subpart
PROL7	N/A	40 CFR Part 63, Subpart F	Process unit does not produce any of the listed chemicals
PROL7	N/A	40 CFR Part 63, Subpart YY	Unit does not contain regulated ethylene process vents. SSM vents and vents routed to a fuel gas system are excluded from the definition of a process vent
PROL8	N/A	40 CFR Part 63, Subpart F	Process unit does not produce any of the listed chemicals
PROL8	N/A	40 CFR Part 63, Subpart YY	Unit does not contain regulated ethylene process vents. SSM vents and vents routed to a

Permit Shield

The Executive Director of the TCEQ has determined that the permit holder is not required to comply with the specific regulation(s) identified for each emission unit, group, or process in this table.

Unit / Group / Process ID No.	Group / Inclusive Units	Regulation	Basis of Determination
			fuel gas system are excluded from the definition of a process vent
WWCL7	N/A	30 TAC Chapter 115, Industrial Wastewater	No affected wastewater streams, VOC concentration less than 1000 ppm

New Source Review Authorization References

New Source Review Authorization References 237

New Source Review Authorization References by Emission Unit 238

New Source Review Authorization References

The New Source Review authorizations listed in the table below are applicable requirements under 30 TAC Chapter 122 and enforceable under this operating permit.

Prevention of Significant Deterioration (PSD) Permits	
PSD Permit No.: PSDTX994M1	Issuance Date: 07/16/2025
PSD Permit No.: PSDTX994M2	Issuance Date: 03/31/2025
Nonattainment (NA) Permits	
NA Permit No.: N274	Issuance Date: 03/31/2025
Title 30 TAC Chapter 116 Permits, Special Permits, and Other Authorizations (Other Than Permits By Rule, PSD Permits, or NA Permits) for the Application Area.	
Authorization No.: 20432	Issuance Date: 03/31/2025
Authorization No.: 22072	Issuance Date: 05/07/2021
Authorization No.: 83841	Issuance Date: 01/08/2025
Authorization No.: 123731	Issuance Date: 10/04/2023
Authorization No.: 144784	Issuance Date: 07/16/2025
Authorization No.: 166672	Issuance Date: 09/11/2023
Authorization No.: 181152	Issuance Date: 08/22/2025
Permits By Rule (30 TAC Chapter 106) for the Application Area	
Number: 106.261	Version No./Date: 11/01/2003
Number: 106.262	Version No./Date: 11/01/2003
Number: 106.263	Version No./Date: 11/01/2001
Number: 106.371	Version No./Date: 09/04/2000
Number: 106.412	Version No./Date: 09/04/2000
Number: 106.452	Version No./Date: 09/04/2000
Number: 106.454	Version No./Date: 11/01/2001
Number: 106.472	Version No./Date: 09/04/2000
Number: 106.473	Version No./Date: 09/04/2000
Number: 106.475	Version No./Date: 03/14/1997
Number: 106.475	Version No./Date: 09/04/2000
Number: 106.478	Version No./Date: 09/04/2000
Number: 106.492	Version No./Date: 09/04/2000
Number: 106.511	Version No./Date: 09/04/2000
Number: 106.532	Version No./Date: 09/04/2000

New Source Review Authorization References by Emissions Unit

The following is a list of New Source Review (NSR) authorizations for emission units listed elsewhere in this operating permit. The NSR authorizations are applicable requirements under 30 TAC Chapter 122 and enforceable under this operating permit.

Unit/Group/Process ID No.	Emission Unit Name/Description	New Source Review Authorization**
B56L7FU01	SITE PIPELINE FUGITIVE AREA	83841, 106.261/11/01/2003 [149923, 150865, 152663, 158062, 159863, 161544, 163650], 106.262/11/01/2003 [149923, 150865, 152663, 159863, 161544, 163650]
B60L7F1	FLARE FS-1	144784, PSDTX994M1
B60L7FU1	FUGITIVES AREA B-6000	144784, PSDTX994M1
B72L7CT1	COOLING TOWER CT-1	144784, PSDTX994M1, 106.371/09/04/2000
B72L7D103	D-103 SMALL FLARE K.O. POT	144784, PSDTX994M1
B72L7D108	D-108 SLOP OIL DRUM	144784, PSDTX994M1
B72L7D18	D-18 WASTEWATER STORAGE DRUM	144784, PSDTX994M1
B72L7D18A	D-218A OILY WATER SURGE DRUM (LUBE OIL AND WATER)	144784, PSDTX994M1
B72L7D18C	D-218C CONE DRUM (SLOP OIL STORAGE)	144784, PSDTX994M1
B72L7D19	D-19 WASTEWATER STORAGE DRUM	144784, PSDTX994M1
B72L7D2	D-2 QUENCH WATER OIL/WATER SEPARATOR	144784, PSDTX994M1
B72L7D202	D-202 SPENT CAUSTIC DEGASSER DRUM	144784, PSDTX994M1
B72L7D203B	D-203B OIL OVERFLOW DRUM	144784, PSDTX994M1
B72L7D204A	D-204A SPENT CAUSTIC COALESCER (SAND FILTER)	144784, PSDTX994M1
B72L7D204B	D-204B SPENT CAUSTIC COALESCER (SAND FILTER)	144784, PSDTX994M1
B72L7D204C	D-204C SPENT CAUSTIC COALESCER (SAND FILTER)	144784, PSDTX994M1
B72L7D27	D-27, T-28 FEED SURGE DRUM	144784, PSDTX994M1
B72L7D28	D-28, T-28 O.H. FUEL GAS K.O. DRUM	144784, PSDTX994M1
B72L7D4	D-4 OIL/WATER SEPARATOR	144784, PSDTX994M1

New Source Review Authorization References by Emissions Unit

The following is a list of New Source Review (NSR) authorizations for emission units listed elsewhere in this operating permit. The NSR authorizations are applicable requirements under 30 TAC Chapter 122 and enforceable under this operating permit.

Unit/Group/Process ID No.	Emission Unit Name/Description	New Source Review Authorization**
B72L7D450	D-450 PROCESS WATER TO WWT PLANT(STORAGE DRUM)	144784, PSDTX994M1
B72L7D452	MISC. OIL RECOVERY DRUM NORTH OF D-100	144784, PSDTX994M1
B72L7D453	MISC. OIL RECOVERY DRUM NORTH OF C-10	144784, PSDTX994M1
B72L7D511	D-511 OIL WATER SEPARATOR	144784, PSDTX994M1
B72L7D530A	C4+ PRODUCT TANK DEWATERING DRUM	144784, PSDTX994M1
B72L7D6	D-6 FLARE DRUM	144784, PSDTX994M1
B72L7D63	GREEN OIL KNOCKOUT DRUM	144784, PSDTX994M1
B72L7D6A	D-6A, D-6 BLOWDOWN DRUM	144784, PSDTX994M1
B72L7D7	D-7 FLARE BLOWDOWN DRUM	144784, PSDTX994M1
B72L7D77	D-77 OILY WATER BLOWDOWN DRUM	144784, PSDTX994M1
B72L7D80	D-80 WASH OIL DRUM	144784, PSDTX994M1
B72L7D81	D-81 WASH OIL RETURN DRUM	144784, PSDTX994M1, 106.261/11/01/2003 [166260], 106.262/11/01/2003 [166260]
B72L7DF1	DF-1 FLARE K.O. DRUM	144784, PSDTX994M1
B72L7DF1A	DF-1A FLARE BLOWDOWN DRUM	144784, PSDTX994M1
B72L7DF2	DF-2 FLARE K.O. DRUM	144784, PSDTX994M1
B72L7DF2B	FLARE DRUM BLOWDOWN COLLECTION DRUM	144784, PSDTX994M1
B72L7F2	FS-2 FLARE-SMALL/TANK FARM FLARE	123731, 144784, PSDTX994M1, 106.261/11/01/2003 [158547], 106.262/11/01/2003 [158547]
B72L7FU1	B-7200 FUGITIVE AREA	144784, PSDTX994M1, 106.261/11/01/2003 [152308, 154686, 156270, 157613, 158547,

New Source Review Authorization References by Emissions Unit

The following is a list of New Source Review (NSR) authorizations for emission units listed elsewhere in this operating permit. The NSR authorizations are applicable requirements under 30 TAC Chapter 122 and enforceable under this operating permit.

Unit/Group/Process ID No.	Emission Unit Name/Description	New Source Review Authorization**
		159113, 160358, 161923, 162615, 163041, 164116, 165274, 167397, 169510, 171224, 172555, 177229], 106.262/11/01/2003 [152308, 154686, 156270, 157613, 158547, 159113, 161932, 162615, 163041, 164116, 165274, 167397, 165805, 171224, 172555]
B72L7GE01	EMERGENCY DIESEL GENERATOR	144784, PSDTX994M1
B72L7GE02	EMERGENCY DIESEL GENERATOR	106.511/09/04/2000
B72L7HH1	PYROLYSIS FURNACE H-1	144784, PSDTX994M1
B72L7HH2	PYROLYSIS FURNACE H-2	144784, PSDTX994M1
B72L7HH3	PYROLYSIS FURNACE H-3	144784, PSDTX994M1
B72L7HH4	PYROLYSIS FURNACE H-4	144784, PSDTX994M1
B72L7HH5	PYROLYSIS FURNACE H-5	144784, PSDTX994M1
B72L7LR1	B-7200 UNLOADING AREA	144784, PSDTX994M1
B72L7R38	R-38 METHANATOR REACTOR	144784, PSDTX994M1
B72L7R60A	R-60A ACETYLENE REACTOR	144784, PSDTX994M1
B72L7R60B	R-60B ACETYLENE REACTOR	144784, PSDTX994M1
B72L7R60C	R-60C ACETYLENE REACTOR	144784, PSDTX994M1
B72L7S206	S-206 CAUSTIC COALESCER SOLIDS REMOVAL DRUM	144784, PSDTX994M1
B72L7SC02	B-7202 SOLVENT CLEANING	144784, PSDTX994M1
B72L7SP203	D-203-1 SPENT CAUSTIC SURGE DRUM	144784, PSDTX994M1
B72L7T101	T-101 LPG SPLITTER	144784, PSDTX994M1

New Source Review Authorization References by Emissions Unit

The following is a list of New Source Review (NSR) authorizations for emission units listed elsewhere in this operating permit. The NSR authorizations are applicable requirements under 30 TAC Chapter 122 and enforceable under this operating permit.

Unit/Group/Process ID No.	Emission Unit Name/Description	New Source Review Authorization**
B72L7T51	T-51 DEMETHANIZER TOWER	144784, PSDTX994M1
B72L7T52	T-52 DE-ETHANIZER TOWER	144784, PSDTX994M1
B72L7T53A	T-53A DEPROPANIZER	144784, PSDTX994M1
B72L7T53B	T-53B DEPROPANIZER	144784, PSDTX994M1
B72L7T54A	T-54A TOP SECTION C3 SPLITTER	144784, PSDTX994M1
B72L7T54B	T-54B BOTTOM SECTION C3 SPLITTER	144784, PSDTX994M1
B72L7T71	T-71 SECONDARY DE-METHANIZER	144784, PSDTX994M1
B72L7T72	T-72 C2 SPLITTER TOWER	144784, PSDTX994M1
OC2L8GF500	GROUND FLARE GF-500	20432, PSDTX994M2, N274
OC6FL066A	FL-1066A/B EFFLUENT WATER FILTERS	20432, PSDTX994M2, N274
OC6FL066B	FL-1066A/B EFFLUENT WATER FILTERS	20432, PSDTX994M2, N274
OC6FL166A	FL-1166A/B SPENT CAUSTIC FILTERS	20432, PSDTX994M2, N274
OC6FL166B	FL-1166A/B SPENT CAUSTIC FILTERS	20432, PSDTX994M2, N274
OC6L8CT800	COOLING TOWER	20432, PSDTX994M2, N274, 106.371/09/04/2000
OC6L8D069	D-1069 (HORIZONTAL) LIGHT OIL/WATER SEPARATOR	20432, PSDTX994M2, N274
OC6L8D1015	D-1015 QUENCH AREA STEAM OUT K.O. DRUM	20432, PSDTX994M2, N274
OC6L8D1080	D-1080 VERTICAL VESSEL	20432, PSDTX994M2, N274
OC6L8D1081	D-1081 (VERTICAL VESSEL) WASTE OIL WATER SEPARATOR	20432, PSDTX994M2, N274
OC6L8D1180	D-1180 VERTICAL VESSEL	20432, PSDTX994M2, N274
OC6L8D1181	D-1181 (VERTICAL VESSEL) WASTE OIL WATER SEPARATOR	20432, PSDTX994M2, N274
OC6L8D1540	D-1540 DIESEL STORAGE TANK	20432, PSDTX994M2, N274

New Source Review Authorization References by Emissions Unit

The following is a list of New Source Review (NSR) authorizations for emission units listed elsewhere in this operating permit. The NSR authorizations are applicable requirements under 30 TAC Chapter 122 and enforceable under this operating permit.

Unit/Group/Process ID No.	Emission Unit Name/Description	New Source Review Authorization**
OC6L8D169	D-1169 (HORIZONTAL) LIGHT OIL/WATER SEPARATOR	20432, PSDTX994M2, N274
OC6L8D230	D-230 BENZENE WASTE MGMT UNIT	20432, PSDTX994M2, N274
OC6L8D27	D-27 SPENT CAUSTIC/HC DEGASSING D	20432, PSDTX994M2, N274
OC6L8D280	V-280 VESSEL	20432, PSDTX994M2, N274
OC6L8D301	D-301 OIL/WATER SEPARATOR	20432, PSDTX994M2, N274
OC6L8D433	D-433 OIL/WATER SEPARATOR	166672
OC6L8D906	D-906 BENZENE WASTE MGMT UNIT	20432, PSDTX994M2, N274
OC6L8D91	D-91 DIMETHYL DISULFIDE STOR. DRUM	20432, PSDTX994M2, N274
OC6L8D97	D-97 METHANOL STORAGE DRUM	20432, PSDTX994M2, N274
OC6L8F1	FS-1 ELEVATED FLARE STACK	20432, PSDTX994M2, N274
OC6L8F1018	FS-1018 VENT FLARE #1	20432, 181152, PSDTX994M2, N274, 106.261/11/01/2003 [170264]
OC6L8F902	FS-902 SOUTH TANK FARM VENT FLARE	20432, PSDTX994M2, N274
OC6L8FU01	ETHYLENE PROCESS AREA FUGITIVES	20432, PSDTX994M2, N274, 106.261/11/01/2003 [161951, 162922, 163968, 164734, 165416, 166753, 170264, 171949, 172813, 173020, 173885, 176418], 106.262/11/01/2003 [162922, 163968, 165416, 171949, 172813, 173020, 176418]
OC6L8FU11	SOUTH TANK FARM FUGITIVES 1	20432, PSDTX994M2, N274, 106.261/11/01/2003 [157214, 161951, 163968, 172813], 106.262/11/01/2003 [157214, 163968, 172813], 106.472/09/04/2000 [157214]
OC6L8GE03	EMERGENCY DIESEL GENERATOR	20432, PSDTX994M2, N274
OC6L8H1	PYROLYSIS FURNACE F-1	20432, PSDTX994M2, N274

New Source Review Authorization References by Emissions Unit

The following is a list of New Source Review (NSR) authorizations for emission units listed elsewhere in this operating permit. The NSR authorizations are applicable requirements under 30 TAC Chapter 122 and enforceable under this operating permit.

Unit/Group/Process ID No.	Emission Unit Name/Description	New Source Review Authorization**
OC6L8H10	PYROLYSIS FURNACE F-10	20432, PSDTX994M2, N274
OC6L8H2	PYROLYSIS FURNACE F-2	20432, PSDTX994M2, N274
OC6L8H3	PYROLYSIS FURNACE F-3	20432, PSDTX994M2, N274
OC6L8H4	PYROLYSIS FURNACE F-4	20432, PSDTX994M2, N274
OC6L8H5	PYROLYSIS FURNACE F-5	20432, PSDTX994M2, N274
OC6L8H6	PYROLYSIS FURNACE F-6	20432, PSDTX994M2, N274
OC6L8H7	PYROLYSIS FURNACE F-7	20432, PSDTX994M2, N274
OC6L8H8	PYROLYSIS FURNACE F-8	20432, PSDTX994M2, N274
OC6L8H9	PYROLYSIS FURNACE F-9	20432, PSDTX994M2, N274
OC6L8LR1	OC-6 UNLOADING AREA	20432, PSDTX994M2, N274
OC6L8R44A	R-44A ACETYLENE REACTOR	20432, PSDTX994M2, N274
OC6L8R44B	R-44B ACETYLENE REACTOR	20432, PSDTX994M2, N274
OC6L8R45A	R-45A ACETYLENE REACTOR	20432, PSDTX994M2, N274
OC6L8R45B	R-45B ACETYLENE REACTOR	20432, PSDTX994M2, N274
OC6L8R45C	R-45C ACETYLENE REACTOR	20432, PSDTX994M2, N274
OC6L8RX1	PROCESS VENTS TO FLARES OC2F500 AND OC6F1	20432, PSDTX994M2, N274
OC6L8RX2	PROCESS EPN FOR VENT TO TOX FX-2000	20432, PSDTX994M2, N274
OC6L8RX3	PROCESS FIN FOR VENT TO F-902 FLARE	20432, PSDTX994M2, N274
OC6L8RX4	PROCESS FIN FOR VENT TO FLARE FS-1018	20432, PSDTX994M2, N274
OC6L8S068	S-1068 VERTICAL SEPARATOR	20432, PSDTX994M2, N274
OC6L8S168	S-1168 VERTICAL SEPARATOR	20432, PSDTX994M2, N274

New Source Review Authorization References by Emissions Unit

The following is a list of New Source Review (NSR) authorizations for emission units listed elsewhere in this operating permit. The NSR authorizations are applicable requirements under 30 TAC Chapter 122 and enforceable under this operating permit.

Unit/Group/Process ID No.	Emission Unit Name/Description	New Source Review Authorization**
OC6L8SP114	D-114 LUBE OIL RUNDOWN TANK	20432, PSDTX994M2, N274
OC6L8ST01A	PYGAS STORAGE TANK V-1101A	20432, PSDTX994M2, N274
OC6L8ST01B	PYGAS STORAGE TANK V-1101B	20432, PSDTX994M2, N274
OC6L8ST505	V-1505 FUEL OIL STORAGE	20432, PSDTX994M2, N274
OC6L8ST901	V-1901 NAPHTHA OR CONDENSATE STORAGE TANK	20432, PSDTX994M2, N274
OC6L8ST916	V-1916 FUEL OIL STORAGE	20432, PSDTX994M2, N274
OC6L8T070	T-1070 BENZENE STRIPPER	20432, PSDTX994M2, N274
OC6L8T170	T-1170 AROMATIC STRIPPER	20432, PSDTX994M2, N274
OC6L8T28A	T-28A SPENT CAUSTIC OXIDIZER	20432, PSDTX994M2, N274
OC6L8T28B	T-28B SPENT CAUSTIC OXIDIZER	20432, PSDTX994M2, N274
OC6L8TO	FX-2000 THERMAL OXIDIZER INCINERATOR	20432, PSDTX994M2, N274
OC6L8V1005	WASH OIL STORAGE TANK	20432, PSDTX994M2, N274
OC6L8V1020	V-1020 QUENCH AREA EFFLUENT WATER TANK	20432, PSDTX994M2, N274
OC6L8V1045	V-1045 BIO POND TANK #1	20432, PSDTX994M2, N274
OC6L8V1050	V-1050 BIO POND TANK #2	20432, PSDTX994M2, N274
OC6L8V1905	PROCESS WATER	20432, PSDTX994M2, N274
OC6L8V280	V-280 SPENT CAUSTIC SURGE TANK	20432, PSDTX994M2, N274
PROL7	PROCESS UNIT ID FOR LIGHT HYDROCARBON #7	20432, PSDTX994M2, N274, 106.263/11/01/2001, 106.492/09/04/2000
PROL7FF	LIGHT HYDROCARBON 7	20432, PSDTX994M2, N274, 106.263/11/01/2001, 106.492/09/04/2000

New Source Review Authorization References by Emissions Unit

The following is a list of New Source Review (NSR) authorizations for emission units listed elsewhere in this operating permit. The NSR authorizations are applicable requirements under 30 TAC Chapter 122 and enforceable under this operating permit.

Unit/Group/Process ID No.	Emission Unit Name/Description	New Source Review Authorization**
PROL8	PROCESS UNIT ID FOR LIGHT HYDROCARBON #8	20432, PSDTX994M2, N274, 106.263/11/01/2001, 106.492/09/04/2000
PROL8FF	LIGHT HYDROCARBON 8	20432, PSDTX994M2, N274, 106.263/11/01/2001, 106.492/09/04/2000
WWCL7	LHC 7 PROCESS WASTEWATER	144784, PSDTX994M1

**This column may include Permit by Rule (PBR) numbers and version dates, PBR Registration numbers in brackets, Standard Permit Registration numbers, Minor NSR permit numbers, and Major NSR permit numbers.

Alternative Requirement

Alternative Requirement..... 247

Jon Niermann, Chairman
Emily Lindley, Commissioner
Bobby Janecka, Commissioner
Toby Baker, Executive Director



TEXAS COMMISSION ON ENVIRONMENTAL QUALITY

Protecting Texas by Reducing and Preventing Pollution

September 21, 2022

MS FRAN QUINLAN FALCON
TEXAS REGIONAL ENVIRONMENTAL DIRECTOR
THE DOW CHEMICAL COMPANY
332 HIGHWAY 332 E
LAKE JACKSON TX 77566-5044

Re: Alternative Method of Compliance (AMOC) No. 62
Light Hydrocarbon Units 8 & 9
Alternate Compliance Monitoring
Regulated Entity Number: RN100225945
Customer Reference Number: CN800356976
Associated Permit Numbers: 166672, 20432, N274, PSDTX994M3, 107153, N260,
PSDTX1328M2, and O2213

Dear Ms. Fran Quinlan Falcon:

This correspondence is in response to The Dow Chemical Company's (Dow's) June 6, 2022 request to revise AMOC No. 62 to expand and update Dow's current alternative compliance demonstration for process vent requirements under 40 Code of Federal Regulations (CFR) 63, Subpart YY National Emission Standards for Hazardous Air Pollutants for Source Categories: Generic Maximum Achievable Control Technology Standards and Subpart SS National Emission Standards for Closed Vent Systems, Control Devices, Recovery Devices and Routing to a Fuel Gas System or a Process (EMACT) in lieu of 40 CFR 60 Subpart NNN Standards of Performance for Volatile Organic Compound (VOC) Emissions from Synthetic Organic Chemical Manufacturing Industry (SOCMI) Distillation Operations (NSPS NNN) and Subpart RRR Standards of Performance for Volatile Organic Compound Emissions from SOCMI Reactor Processes (NSPS RRR).

The previous versions of this AMOC approved EMACT requirements in lieu of NSPS NNN and RRR for distillation units and reactor processes on Light Hydrocarbons Unit 9 (LHC-9). We understand this revision includes all vent streams associated with distillation units and reactor processes on Light Hydrocarbons Unit 8 (LHC-8) (subject to NSPS NNN and RRR respectively), to demonstrate compliance with flare requirements following the EMACT. Additionally, since the EMACT standards have been updated since the previous AMOC revision, all applicable standards and monitoring requirements effective July 6, 2023 for LHC-8 and LHC-9 are updated (see Attachment for details).

Finally, we understand the company is requesting to have this AMOC approve EMACT requirements for flares to demonstrate compliance with the following 30 Texas Administrative Code (TAC) Chapter 115 references to 40 CFR §60.18 for LHC-8 and LHC-9:

- Subchapter B, Division 1 - VOC from Storage Tanks, Division 2 - VOC Vent Gas Controls, Division 3 - Water Separation, Division 4 - Industrial Wastewater;
- Subchapter C, Division 1 - VOC from Loading and Unloading of Transfer Operations and Marine Vessel Loading;
- Subchapter D, Division 3 - Fugitive Emission Control in Petroleum Refining, Natural Gas/Gasoline Processing, and Petrochemical Processes in Ozone Nonattainment Areas; and
- Subchapter H, Division 1 - HRVOC Vent Gas Controls, Subchapter F, Division 3 - Degassing of Storage Tanks, Transport Vessels, and Marine Vessels.

P.O. Box 13067 - Austin, Texas 78711-3067 - 512-239-1000 - tceq.texas.gov

How is our customer service? tceq.texas.gov/customersurvey

GENERAL BUSINESS

September 21, 2022

Page 2

MS FRAN QUINLAN FALCON

Permit Numbers: 166672, 20432, N274, PSDTX094M3, 107153, N260, PSDTX1328M2, and O2213


The Texas Commission on Environmental Quality (TCEQ) Executive Director has made a final decision to approve your AMOC request. The TCEQ has been delegated authority to enforce the above cited standards and is authorized to approve this AMOC. You are reminded that approval of any AMOC shall not abrogate the Executive Director or Administrator's authority under the Act or in any way prohibit later canceling the AMOC. By copy of this letter, we are informing the Environmental Protection Agency, Region 6, of this decision as required by TCEQ's delegation of authority.

This AMOC approval may supersede certain requirements or representations in the Permit Nos. referenced above. To ensure effective and consistent enforceability, we request that Dow incorporate this AMOC into the permits through submittal of appropriate actions no later than 90 days after this approval.

This approval may also change applicable requirements for the site, which are identified in the site operating permit (SOP) O2213. The TCEQ recommends the submittal of a SOP administrative revision if any changes are necessary. Changes meeting the criteria for an administrative revision can be operated before issuance of the revision if a complete application is submitted to the TCEQ and this information is maintained with the SOP records at the site.

If you need further information or have any questions, please contact Ms. Anne Inman, P.E. at (512) 239-1276 or write to the Texas Commission on Environmental Quality, Office of Air, Air Permits Division, MC-163, P.O. Box 13087, Austin, Texas 78711-3087.

Sincerely,



Samuel Short, Deputy Director
Air Permits Division
Office of Air
Texas Commission on Environmental Quality

cc: Director, Environmental Health, Brazoria County Health Department, Angleton
Air Section Manager, Region 12 - Houston
Jesse E. Chacon, P.E., Manager, Operating Permits Section, Air Permits Division, OA: MC-163
Rebecca Partee, Manager, Chemical New Source Review Permits Section, Air Permits Division,
OA: MC-163
Air Permits Section Chief, New Source Review Section (6PD-R), U.S. Environmental Protection
Agency, Region 6, Dallas

Project Number: 343209

General Business

September 21, 2022

Page 3

MS FRAN QUINLAN FALCON

Permit Numbers: 186672, 20432, N274, PSDTX994M3, 107153, N260, PSDTX1328M2, and O2213

Attachment Updated EMACT Standards and Monitoring Requirements

Effective July 6, 2023 for LHC-8 and LHC-9

NSPS NNN LHC-8 Distillation Systems Permit Nos. 20432, N274, PSDTX994M3:

Unit	Description	FINs	EPNs
D-50	Off-Gas Knock Out Drum/Recovery System, All 21 Distillation routine & MSS vented to control devices:		
1. T-1251	Heavy Oil Stripper	OC6L8T1251	Furnaces S1- S10 (see above),
2. T-160	Debutanizer	OC6L8T160	FS-1018 Vent Flare EPN
3. T-19	Low Pressure Cracked Gas Stripper	OC6L8T19	FS-1 Elevated Flare EPN OC6F1,
	or		
4. T-201	Quench Oil Tower	OC6L8T201	GF-500 MPGF EPN OC2GF500
5. T-20A	Caustic Tower	OC6L8T20A	
6. T-20B	Caustic Tower	OC6L8T20B	
7. T-251	Heavy Fuel Oil Stripper	OC6L8T251	
8. T-252	Top Light Fuel Oil Stripper	OC6L8T252	
9. T-301	Quench Water Stripper	OC6L8T301	
10. T-350	Oil Water Stripper	OC6L8T350	
11. T-40	High Pressure Depropanizer	OC6L8T40	
12. T-41	Low Pressure Depropanizer	OC6L8T41	
13. T-50	Ethylene Recovery Tower	OC6L8T50	
14. T-51	Methane Stripper	OC6L8T51	
15. T-52	Deethanizer	OC6L8T52	
16. T-54A	C3 Splitter Bottom Section	OC6L8T54A	
17. T-54B	C3 Splitter Top Section	OC6L8T54B	
18. T-60	Debutanizer	OC6L8T60	
19. T-64A	C3 Splitter Bottom Section	OC6L8T64A	
20. T-64B	C3 Splitter Top Section	OC6L8T64B	
21. T-72	C2 Splitter	OC6L8T72	

NSPS NNN LHC-9 Distillation Systems Permit Nos. 107153, PSDTX1328M2, and N260:

Unit	Description	FINs	EPNs
1. T-171	Quench Water Tower	OC2L9DU171	All vented through various control devices, including:
2. T-191A	Quench Water Stripper	OC2L9DU191	HP MPGF-596 EPNs
3. T-261	Caustic Wash Tower	OC2L9DU261	OC2F596, OC2F5961, OC2F5962
4. T-301	Dethanizer	OC2L9DU301	LP GF-597 EPN OC2F597 & TXO FX-784 EPN OC2TOX
5. T-331	Demethanizer	OC2L9DU331	
6. T-351	C2 Splitter	OC2L9DU351	
7. T-421	Depropanizer	OC2L9DU421	
8. T-431	Debutanizer	OC2L9DU431	
9. T-709	Spent Caustic Stripper	OC2L9DU709	

NSPS RRR LHC-8 Reactor Processes/Control Devices Permit Nos. 20432, N274, PSDTX994M3:

Unit	Description	EPNs
• F-1	Pyrolysis Furnace	OC6S1
• F-2	Pyrolysis Furnace	OC6S2
• F-3	Pyrolysis Furnace	OC6S3
• F-4	Pyrolysis Furnace	OC6S4
• F-5	Pyrolysis Furnace	OC6S5
• F-6	Pyrolysis Furnace	OC6S6
• F-7	Pyrolysis Furnace	OC6S7
• F-8	Pyrolysis Furnace	OC6S8
• F-9	Pyrolysis Furnace	OC6S9
• F-10	Pyrolysis Furnace	OC6S10

General Business

September 21, 2022

Page 4

MS FRAN QUINLAN FALCON

Permit Numbers: 166672, 20432, N274, PSDTX994M3, 107153, N260, PSDTX1328M2, and O2213

NSPS RRR LHC-9 Reactor Processes Permit Nos. 107153, PSDTX1328M2, and N260:

Unit	Description	FINs	EPNs
• F-120	Cracking Furnace (aka Heater H-120)	OC2L9H120	OC2H120
• F-121	Cracking Furnace (aka Heater H-121)	OC2L9H121	OC2H121
• F-122	Cracking Furnace (aka Heater H-122)	OC2L9H122	OC2H122
• F-123	Cracking Furnace (aka Heater H-123)	OC2L9H123	OC2H123
• F-124	Cracking Furnace (aka Heater H-124)	OC2L9H124	OC2H124
• F-125	Cracking Furnace (aka Heater H-125)	OC2L9H125	OC2H125
• F-126	Cracking Furnace (aka Heater H-126)	OC2L9H126	OC2H126
• F-127	Cracking Furnace (aka Heater H-127)	OC2L9H127	OC2H120
• F-128	Cracking Furnace (aka Heater H-128)	OC2L9H128	OC2H120
• F-129	Cracking Furnace (aka Heater H-129)	OC2L9H129	OC2H120
• R-402	Acetylene Hydrogenation Reactor devices, including	OC2L9RX402	various control
• R-404	Acetylene Hydrogenation Reactor above	OC2L9RX404	flares and TXO

Updated EMACT Requirements for Units in LHC-8 and LHC-9

Unit Type	Prior to 7/6/2023	On/After 7/6/2023
Steam-assisted Flares	§60.18 or AMOC 62	Operating Limits and Monitoring §§63.670-63.671, §63.1103(e)(4) as applicable: <ul style="list-style-type: none"> Operating Limits specified in §§63.670(b)-(f), (m)(1), 63.1103(e)(4)(xii)-(xiii) Monitoring requirements specified in §§63.670(g)-(j), 63.655(g)(11)(ii), 63.1103(e)(4)(viii)-(ix), (xii) Flare Management Plan (Emergency Flaring provisions) specified in §§63.670(o), 63.1103(e)(4)(ii)-(iv) Calibration requirements specified in Table 13 to 40 CFR 63 Subpart CC Operation of CMS/CPMS Monitoring Plan requirements §63.671(a)-(d) Recordkeeping requirements in §§63.1109(e), 63.1103(e)(4)(x) Notification of Compliance Status (NOCS) requirements in §63.1110(d)(1)(iv) - Due date 150 days after the first applicable compliance date or 12/3/2023. Periodic Report requirements in §63.1110(e)(4) for ethylene production flare reports starting with the Periodic Report due 11/30/2023 (Reporting period 4/1/2023 – 9/30/2023)
Pressure-assisted MPGFs	EPA AMEL & AMOC No. 8	Per § 63.1103(e)(4)(vi)(G), EPA AMEL August 31, 2015 and AMOC No. 8 September 9, 2015
FX-784 Thermal Oxidizer	§63.982(c)(2), §63.983, §63.988, §63.996, §63.997	Additional bypass requirements § 63.1103(e)(6) Loss of SSM provisions § 63.1103(e)(9)
Closed vent systems	§ 63.983 (MACT SS)	Additional bypass requirements § 63.1103(e)(6) Loss of SSM provisions § 63.1103(e)(9)
Pyrolysis furnaces (F1-F10) Cracking furnaces (F-120-F-129)	NSPS RRR	Closed vent system and non-flare control device requirements §63.1103(e), Table 7 item (d)(1)(ii)(B), and §63.982(c)(2) which references the process heater requirements in §63.988 including: <ul style="list-style-type: none"> applicable general monitoring requirements of §63.996; the applicable performance test requirements and procedures of §63.997; and monitoring, recordkeeping and reporting requirements. Daily inspection requirements of the firebox burners (§ 63.1103(e)(7)(i)). <ul style="list-style-type: none"> All burners impinging on the radiant tube(s) will be repaired as soon as practical, but not later than 1 calendar day after impingement is found. Records of the daily inspection and any repairs §63.1109(h). Instances where repair delayed beyond 1 calendar day §63.1103(e)(7)(i) reported in the Periodic Report as specified in §63.1110(e)(7)(iii). At least two of the control measures specified in §§ 63.1103(e)(7)(ii) through (iv) used to minimize coke combustion emissions from decoking of the radiant tube(s) in each ethylene cracking furnace. Depending upon which control measures are selected, records will be kept as specified in §§63.1109(h)(2)-(h)(5) and where the control measures were not followed will be reported in the Periodic Report as specified in §63.1110(e)(7)(i).

General Business

September 21, 2022

Page 5

MS FRAN QUINLAN FALCON

Permit Numbers: 166672, 20432, N274, PSDTX994M3, 107153, N260, PSDTX1328M2, and O2213

Isolation Valve Inspections	N/A	Follow §63.1103(e)(8)(i) and (ii) prior to the decoking operation and prior to returning the ethylene cracking furnace to normal operations after a decoking operation. <ul style="list-style-type: none">• If poor isolation is identified, the isolation issue will be rectified: prior to continuing decoking operations to prevent leaks into the ethylene production process or prior to continuing normal operations to prevent product from escaping to the atmosphere through the decoking pot or furnace firebox.• For each decoking operation of an ethylene cracking furnace, records will be kept as specified in §63.1109(h)(8) documenting the day each inspection took place and the results of each inspection where an isolation problem was identified including any repairs made to correct the problem.• Instances where an isolation valve inspection was not conducted according to the procedures in §63.1103(e)(8) will be reported in the Periodic Report as specified in §63.1110(e)(7)(ii).
-----------------------------	-----	--

General Business

Appendix A

Acronym List 253

Acronym List

The following abbreviations or acronyms may be used in this permit:

ACFM	actual cubic feet per minute
AMOC	alternate means of control
ARP	Acid Rain Program
ASTM	American Society of Testing and Materials
B/PA	Beaumont/Port Arthur (nonattainment area)
CAM	Compliance Assurance Monitoring
CD	control device
CEMS	continuous emissions monitoring system
CFR	Code of Federal Regulations
COMS	continuous opacity monitoring system
CVS	closed vent system
D/FW	Dallas/Fort Worth (nonattainment area)
EP	emission point
EPA	U.S. Environmental Protection Agency
EU	emission unit
FCAA Amendments	Federal Clean Air Act Amendments
FOP	federal operating permit
gr/100 scf	grains per 100 standard cubic feet
HAP	hazardous air pollutant
H/G/B	Houston/Galveston/Brazoria (nonattainment area)
H ₂ S	hydrogen sulfide
ID No.	identification number
lb/hr	pound(s) per hour
MACT	Maximum Achievable Control Technology (40 CFR Part 63)
MMBtu/hr	Million British thermal units per hour
NA	nonattainment
N/A	not applicable
NADB	National Allowance Data Base
NESHAP	National Emission Standards for Hazardous Air Pollutants (40 CFR Part 61)
NO _x	nitrogen oxides
NSPS	New Source Performance Standard (40 CFR Part 60)
NSR	New Source Review
ORIS	Office of Regulatory Information Systems
Pb	lead
PBR	Permit By Rule
PEMS	predictive emissions monitoring system
PM	particulate matter
ppmv	parts per million by volume
PRO	process unit
PSD	prevention of significant deterioration
psia	pounds per square inch absolute
RO	Responsible Official
SIP	state implementation plan
SO ₂	sulfur dioxide
TCEQ	Texas Commission on Environmental Quality
TSP	total suspended particulate
TVP	true vapor pressure
U.S.C.	United States Code
VOC	volatile organic compound

Appendix B

Major NSR Summary Table 255

Major NSR Summary Table

Permit Numbers 20432, N274, and PSDTX994M2					Issuance Date: March 31, 2025		
Emission Point No. (1)	Source Name (2)	Air Contaminant Name (3)	Emission Rates		Monitoring and Testing Requirements	Recordkeeping Requirements	Reporting Requirements
			lb/hr	TPY (4)	Special Condition/Application Information	Special Condition/Application Information	Special Condition/Application Information
Routine Emissions							
OC6S1	Pyrolysis Furnace, F1	CO	28.51	-	3, 5, 13, 28, 31, 32, 47	3, 5, 13, 28, 32, 33, 47	3, 5, 28, 32, 47
		NOx	38.54	-			
		SO2	0.54	-			
		PM	2.27	-			
		PM ₁₀	2.27	-			
		PM _{2.5}	2.27	-			
		VOC (6)	2.08	-			
		Ethylene	0.27	-			
OC6S2	Pyrolysis Furnace, F2	CO	28.51	-	3, 5, 13, 28, 31, 32, 47	3, 5, 13, 28, 32, 33, 47	3, 5, 28, 32, 47
		NOx	38.54	-			
		SO2	0.54	-			
		PM	2.27	-			
		PM ₁₀	2.27	-			
		PM _{2.5}	2.27	-			
		VOC (6)	2.08	-			

Major NSR Summary Table

Permit Numbers 20432, N274, and PSDTX994M2					Issuance Date: March 31, 2025		
Emission Point No. (1)	Source Name (2)	Air Contaminant Name (3)	Emission Rates		Monitoring and Testing Requirements	Recordkeeping Requirements	Reporting Requirements
			lb/hr	TPY (4)	Special Condition/Application Information	Special Condition/Application Information	Special Condition/Application Information
		Ethylene	0.27	-			
OC6S3	Pyrolysis Furnace, F3	CO	28.51	-	3, 5, 13, 28, 31, 32, 47	3, 5, 13, 28, 32, 33, 47	3, 5, 28, 32, 47
		NOx	38.54	-			
		SO2	0.54	-			
		PM	2.27	-			
		PM ₁₀	2.27	-			
		PM _{2.5}	2.27	-			
		VOC (6)	2.08	-			
		Ethylene	0.27	-			
OC6S4	Pyrolysis Furnace, F4	CO	28.51	-	3, 5, 13, 28, 31, 32, 47	3, 5, 13, 28, 32, 33, 47	3, 5, 28, 32, 47
		NOx	38.54	-			
		SO2	0.54	-			
		PM	2.27	-			
		PM ₁₀	2.27	-			
		PM _{2.5}	2.27	-			
		VOC (6)	2.08	-			

Major NSR Summary Table

Permit Numbers 20432, N274, and PSDTX994M2					Issuance Date: March 31, 2025		
Emission Point No. (1)	Source Name (2)	Air Contaminant Name (3)	Emission Rates		Monitoring and Testing Requirements	Recordkeeping Requirements	Reporting Requirements
			lb/hr	TPY (4)	Special Condition/Application Information	Special Condition/Application Information	Special Condition/Application Information
		Ethylene	0.27	-			
OC6S5	Pyrolysis Furnace, F5	CO	28.51	-	3, 5, 13, 28, 31, 32, 47	3, 5, 13, 28, 32, 33, 47	3, 5, 28, 32, 47
		NOx	38.54	-			
		SO2	0.54	-			
		PM	2.27	-			
		PM ₁₀	2.27	-			
		PM _{2.5}	2.27	-			
		VOC (6)	2.08	-			
		Ethylene	0.27	-			
OC6S6	Pyrolysis Furnace, F6	CO	28.51	-	3, 5, 13, 28, 31, 32, 47	3, 5, 13, 28, 32, 33, 47	3, 5, 28, 32, 47
		NOx	38.54	-			
		SO2	0.54	-			
		PM	2.27	-			
		PM ₁₀	2.27	-			
		PM _{2.5}	2.27	-			
		VOC (6)	2.08	-			

Major NSR Summary Table

Permit Numbers 20432, N274, and PSDTX994M2					Issuance Date: March 31, 2025		
Emission Point No. (1)	Source Name (2)	Air Contaminant Name (3)	Emission Rates		Monitoring and Testing Requirements	Recordkeeping Requirements	Reporting Requirements
			lb/hr	TPY (4)	Special Condition/Application Information	Special Condition/Application Information	Special Condition/Application Information
		Ethylene	0.27	-			
OC6S7	Pyrolysis Furnace, F7	CO	28.51	-	3, 5, 13, 28, 31, 32, 47	3, 5, 13, 28, 32, 33, 47	3, 5, 28, 32, 47
		NOx	38.54	-			
		SO2	0.54	-			
		PM	2.27	-			
		PM ₁₀	2.27	-			
		PM _{2.5}	2.27	-			
		VOC (6)	2.08	-			
		Ethylene	0.27	-			
OC6S8	Pyrolysis Furnace, F8	CO	25.89	-	3, 5, 13, 28, 31, 32, 47	3, 5, 13, 28, 32, 33, 47	3, 5, 28, 32, 47
		NOx	22.75	-			
		SO2	0.49	-			
		PM	2.10	-			
		PM ₁₀	2.10	-			
		PM _{2.5}	2.10	-			
		VOC (6)	1.89	-			

Major NSR Summary Table

Permit Numbers 20432, N274, and PSDTX994M2					Issuance Date: March 31, 2025		
Emission Point No. (1)	Source Name (2)	Air Contaminant Name (3)	Emission Rates		Monitoring and Testing Requirements	Recordkeeping Requirements	Reporting Requirements
			lb/hr	TPY (4)	Special Condition/Application Information	Special Condition/Application Information	Special Condition/Application Information
		Ethylene	0.25	-			
OC6S9	Pyrolysis Furnace, F9	CO	29.59	-	3, 5, 13, 28, 31, 32, 47	3, 5, 13, 28, 32, 33, 47	3, 5, 28, 32, 47
		NOx	26.00	-			
		SO2	0.56	-			
		PM	2.08	-			
		PM ₁₀	2.08	-			
		PM _{2.5}	2.08	-			
		VOC (6)	2.16	-			
		Ethylene	0.28	-			
OC6S10	Pyrolysis Furnace, F10	CO	25.89	-	3, 5, 13, 28, 31, 32, 47	3, 5, 13, 28, 32, 33, 47	3, 5, 28, 32, 47
		NOx	22.75	-			
		SO2	0.49	-			
		PM	2.10	-			
		PM ₁₀	2.10	-			
		PM _{2.5}	2.10	-			
		VOC (6)	1.89	-			

Major NSR Summary Table

Permit Numbers 20432, N274, and PSDTX994M2					Issuance Date: March 31, 2025		
Emission Point No. (1)	Source Name (2)	Air Contaminant Name (3)	Emission Rates		Monitoring and Testing Requirements	Recordkeeping Requirements	Reporting Requirements
			lb/hr	TPY (4)	Special Condition/Application Information	Special Condition/Application Information	Special Condition/Application Information
		Ethylene	0.25	-			
OC6S1, OC6S2, OC6S3, OC6S4, OC6S5, OC6S6, OC6S7, OC6S8, OC6S9, and OC6S10	Furnace Source Group Cap (Does not include F-9 decoking)	CO	-	195.82	3, 5, 13, 28, 31, 32, 47	3, 5, 13, 28, 32, 33, 47	3, 5, 28, 32, 47
		NO _x	-	857.60			
		SO ₂	-	4.50			
		PM	-	43.86			
		PM ₁₀	-	43.86			
		PM _{2.5}	-	43.86			
		VOC (6)	-	60.77			
		Ethylene	-	2.07			
OC6F902	FS-902 Tank Farm Vent Flare	CO	3.19	10.04	3, 5, 13, 23, 24	3, 5, 13, 23, 24, 33	3, 5
		NO _x	1.58	4.95			
		SO ₂	0.52	1.63			
		VOC	1.16	4.09			
OC6F1018	FS-1018 Vent Flare #1	CO	37.53	19.97	3, 4, 5, 13, 23, 24	3, 5, 13, 23, 24, 33	3, 4, 5
		NO _x	7.37	3.92			
		SO ₂	0.27	0.07			

Major NSR Summary Table

Permit Numbers 20432, N274, and PSDTX994M2					Issuance Date: March 31, 2025		
Emission Point No. (1)	Source Name (2)	Air Contaminant Name (3)	Emission Rates		Monitoring and Testing Requirements	Recordkeeping Requirements	Reporting Requirements
			lb/hr	TPY (4)	Special Condition/Application Information	Special Condition/Application Information	Special Condition/Application Information
		VOC (6)	17.55	2.44			
		Ethylene	2.06	0.63			
		Propylene	2.07	0.29			
OC6F1	FS-1 Elevated Flare (8)	CO	272.27	-	3, 5, 13, 23, 24, 47	3, 5, 13, 23, 24, 33, 47	3, 5, 47
		NO _x	53.43	-			
		SO ₂	11.46	-			
		VOC (6)	148.14	-			
		Ethylene	143.90	-			
		Propylene	138.12	-			
OC2F500	GF-500 Multipoint Ground Flare (8)	CO	117.91	-	3, 5, 13, 23, 24, 47	3, 5, 13, 23, 24, 33, 47	3, 5, 47
		NO _x	23.14	-			
		SO ₂	10.68	-			
		VOC (6)	145.16	-			
		Ethylene	143.90	-			
		Propylene	138.12	-			
OC6F1,	Flare Source Group Cap	CO	-	187.47	3, 4, 5, 13, 22, 23, 24,	3, 4, 5, 13, 22, 23, 24,	3, 4, 5, 47

Major NSR Summary Table

Permit Numbers 20432, N274, and PSDTX994M2					Issuance Date: March 31, 2025		
Emission Point No. (1)	Source Name (2)	Air Contaminant Name (3)	Emission Rates		Monitoring and Testing Requirements	Recordkeeping Requirements	Reporting Requirements
			lb/hr	TPY (4)	Special Condition/Application Information	Special Condition/Application Information	Special Condition/Application Information
OC2F500	(7)	NO _x (NA)	-	36.79	47	33, 47	
		SO ₂	-	0.92			
		VOC (6)	-	25.18			
		Ethylene	-	8.65			
		Propylene	-	5.33			
OC6S2000	FX-2000 Thermal Oxidizer (8)	CO	1.00	4.38	3, 4, 5, 13, 22, 24, 31, 32	3, 4, 5, 13, 22, 23, 24, 32, 33	3, 4, 5, 32
		NO _x	1.50	6.57			
		SO ₂	10.59	0.43			
		PM	0.07	0.33			
		PM ₁₀	0.07	0.33			
		PM _{2.5}	0.07	0.33			
		VOC (6)	0.54	0.93			
		Ethylene	0.20	0.39			
		Propylene	0.20	0.20			
OC6ST1101A	Storage Tank V-1101A	VOC	3.61	-	3, 14, 43	3, 14, 33, 43, 44	3, 14
OC6ST1101B	Storage Tank V-1101B	VOC	3.61	-	3, 14, 43	3, 14, 33, 43, 44	3, 14

Major NSR Summary Table

Permit Numbers 20432, N274, and PSDTX994M2					Issuance Date: March 31, 2025		
Emission Point No. (1)	Source Name (2)	Air Contaminant Name (3)	Emission Rates		Monitoring and Testing Requirements	Recordkeeping Requirements	Reporting Requirements
			lb/hr	TPY (4)	Special Condition/Application Information	Special Condition/Application Information	Special Condition/Application Information
OC6ST1901	Storage Tank V-1901	VOC	2.25	-	3, 14, 43	3, 14, 33, 43, 44	3, 14
OC6ST1905	Storage Tank V-1905	VOC	1.84	-	3, 4, 14, 43	3, 4, 14, 33, 43, 44	3, 4, 14
OC6ST1101A, OC6ST1101B, OC6ST1901, OC6ST1905	Storage Tanks Source Group Cap	VOC	-	23.50	3, 4, 14, 43	3, 4, 14, 33, 43, 44	3, 4, 14
OC6V1005	Storage Tank V-1005	VOC	0.04	<0.01	3, 4	3, 4, 33	3, 4
OC6CT800	CT-800 Cooling Tower	VOC	4.54	15.90	5, 26, 27	5, 27, 33	5, 27
		PM	3.65	6.74			
		PM ₁₀	0.57	2.48			
		PM _{2.5}	<0.01	0.03			
OC6FU01	Process Area Fugitives (5)	VOC	9.05	-	3, 4, 5, 18, 19, 20, 21, 47	3, 4, 5, 19, 21, 33, 47	3, 4, 5, 19, 47
		Cl ₂	<0.01	-			
		HCl	<0.01	-			
OC6FU11	South Tank Farm #1 Fugitives (5)	VOC	0.65	-	3, 4, 5, 18, 19, 20, 21, 47	3, 4, 5, 19, 21, 33, 47	3, 4, 5, 19, 47
OC6FU01, OC6FU11	Fugitive Source Group Cap (5)	VOC	-	42.46	3, 4, 5, 17, 18, 19, 20, 21, 47	3, 4, 5, 19, 21, 33, 47	3, 4, 5, 19, 47
		Cl ₂	-	0.04			

Major NSR Summary Table

Permit Numbers 20432, N274, and PSDTX994M2					Issuance Date: March 31, 2025		
Emission Point No. (1)	Source Name (2)	Air Contaminant Name (3)	Emission Rates		Monitoring and Testing Requirements	Recordkeeping Requirements	Reporting Requirements
			lb/hr	TPY (4)	Special Condition/Application Information	Special Condition/Application Information	Special Condition/Application Information
		HCl	-	0.01			
OC6GE03	Emergency Diesel Generator	CO	2.34	0.12		33	
		NO _x	10.85	0.54			
		SO ₂	0.72	0.04			
		PM	0.77	0.04			
		PM ₁₀	0.77	0.04			
		PM _{2.5}	0.77	0.04			
		VOC	0.86	0.04			
OC6SC01	OC-602 Degreasing	VOC	0.31	1.34		33	
OC6V1	Decoking vent F-9	CO	94.50	2.55		33	
		PM	21.00	0.54			
		PM ₁₀	21.00	0.54			
		PM _{2.5}	21.00	0.54			
Furnace Source Group Cap, Flare Source Group Cap, Storage Tanks	Routine Emissions Compliance Cap	CO	396.94	263.20		33	
		NO _x	277.82	877.40			
		SO ₂	17.55	5.17			

Major NSR Summary Table

Permit Numbers 20432, N274, and PSDTX994M2					Issuance Date: March 31, 2025		
Emission Point No. (1)	Source Name (2)	Air Contaminant Name (3)	Emission Rates		Monitoring and Testing Requirements	Recordkeeping Requirements	Reporting Requirements
			lb/hr	TPY (4)	Special Condition/Application Information	Special Condition/Application Information	Special Condition/Application Information
Source Group Cap, Fugitive Source Group Cap, OC6F902, OC6F1018, OC6S2000, OC6V1005, OC6CT800, OC6GE03, OC6SC01, and OC6V1		PM	47.64	50.27			
		PM ₁₀	47.64	50.27			
		PM _{2.5}	47.64	50.27			
		VOC	66.74	129.60			
		Cl ₂	0.01	0.04			
		HCl	0.01	0.01			
Maintenance, Startup, and Shutdown Emissions							
OC6S1	Pyrolysis Furnace F1 MSS	CO	224.42	-			
OC6S2	Pyrolysis Furnace F2 MSS	CO	224.42	-			
OC6S3	Pyrolysis Furnace F3 MSS	CO	224.42	-			
OC6S4	Pyrolysis Furnace F4 MSS	CO	224.42	-			
OC6S5	Pyrolysis Furnace F5 MSS	CO	224.42	-			
OC6S6	Pyrolysis Furnace F6 MSS	CO	224.42	-			

Major NSR Summary Table

Permit Numbers 20432, N274, and PSDTX994M2					Issuance Date: March 31, 2025		
Emission Point No. (1)	Source Name (2)	Air Contaminant Name (3)	Emission Rates		Monitoring and Testing Requirements	Recordkeeping Requirements	Reporting Requirements
			lb/hr	TPY (4)	Special Condition/Application Information	Special Condition/Application Information	Special Condition/Application Information
OC6S7	Pyrolysis Furnace F7 MSS	CO	224.42	-			
OC6S8	Pyrolysis Furnace F8 MSS	CO	224.42	-			
OC6S9	Pyrolysis Furnace F9 MSS	CO	224.42	-	47	47	47
OC6S10	Pyrolysis Furnace F10 MSS	CO	224.42	-			
OC6F1	Flare MSS (FS-1)	CO	4927.07	-	23, 46	23, 39, 40, 41, 46	
		NO _x	956.35	-			
		SO ₂	0.45	-			
		VOC (6)	8762.00	-			
		Ethylene	3120.00	-			
		Propylene	1200.00	-			
OC2F500	Flare MSS (GF-500)	CO	1168.39	-	23, 39, 40, 41, 46	23, 39, 40, 41, 46	
		NO _x	225.75	-			
		SO ₂	0.45	-			
		VOC (6)	1432.05	-			

Major NSR Summary Table

Permit Numbers 20432, N274, and PSDTX994M2					Issuance Date: March 31, 2025		
Emission Point No. (1)	Source Name (2)	Air Contaminant Name (3)	Emission Rates		Monitoring and Testing Requirements	Recordkeeping Requirements	Reporting Requirements
			lb/hr	TPY (4)	Special Condition/Application Information	Special Condition/Application Information	Special Condition/Application Information
		Ethylene	834.95	-			
		Propylene	660.00	-			
OC6F1, OC2F500	Flare MSS Emissions Annual Cap	CO	-	78.90	23, 39, 40, 41, 46	23, 39, 40, 41, 46	
		NO _x	-	15.32			
		SO ₂	-	<0.01			
		VOC (6)	-	74.74			
		Ethylene	-	37.11			
		Propylene	-	22.15			
OC6S9	Furnace Purge, H-9	CO	0.01	0.01			
		VOC	0.04	0.01			
OC6MEFU1	Attachment A Activities	VOC	0.09	0.01	39, 40, 41, 42	39, 40, 41, 42	
	Attachment B Activities	VOC	3.65	0.11			
	Equipment Opening (Attachment C)	VOC	283.73	0.49			
OC6TOT	Portable Thermal Oxidizer	CO	1.00	0.20	39, 46	39, 40, 41, 46	
		NO _x	1.20	0.24			
		PM	0.08	0.02			

Major NSR Summary Table

Permit Numbers 20432, N274, and PSDTX994M2					Issuance Date: March 31, 2025		
Emission Point No. (1)	Source Name (2)	Air Contaminant Name (3)	Emission Rates		Monitoring and Testing Requirements	Recordkeeping Requirements	Reporting Requirements
			lb/hr	TPY (4)	Special Condition/Application Information	Special Condition/Application Information	Special Condition/Application Information
		PM ₁₀	0.08	0.02			
		PM _{2.5}	0.08	0.02			
		SO ₂	0.07	0.04			
		VOC	1.64	0.12			

- (1) Emission point identification - either specific equipment designation or emission point number from plot plan.
- (2) Specific point source name. For fugitive sources, use area name or fugitive source name.
- (3) VOC
 - volatile organic compounds as defined in Title 30 Texas Administrative Code § 101.1
 - NO_x
 - total oxides of nitrogen
 - SO₂
 - sulfur dioxide
 - PM
 - total particulate matter, suspended in the atmosphere, including PM₁₀ and PM_{2.5}, as represented
 - PM₁₀
 - total particulate matter equal to or less than 10 microns in diameter, including PM_{2.5}, as represented
 - PM_{2.5}
 - particulate matter equal to or less than 2.5 microns in diameter
 - CO
 - carbon monoxide
 - Cl₂
 - Chlorine
 - HCl
 - Hydrogen Chloride
- (4) Compliance with annual emission limits (tons per year) is based on a 12-month rolling period.
- (5) Emission rate is an estimate and is enforceable through compliance with the applicable special condition(s) and permit application representations.
- (6) VOC emission rates include the ethylene and/or propylene HRVOC emissions.
- (7) The flare emissions authorized through this Permit are only the emissions from The Dow Chemical Company's Light Hydrocarbons (LHC)-8 Unit. Emissions resulting from the waste stream from Braskem America, Inc.'s NSR Permit 37884 controlled by any of the flares are authorized and reported by Braskem America, Inc.
- (8) The flare emissions authorized under project 342900 are in effect until the implementation of the Flare Gas Recovery project. Once this project is implemented, these emissions (DMDS emissions from D-91) should only be routed to Thermal Oxidizer (EPN OC6S2000).

Major NSR Summary Table

Permit Numbers 144784 and PSDTX994M1					Issuance Date: July 16, 2025		
Emission Point No. (1)	Source Name (2)	Air Contaminant Name (3)	Emission Rates		Monitoring and Testing Requirements	Recordkeeping Requirements	Reporting Requirements
			lb/hr	TPY (4)	Special Condition/Application Information	Special Condition/Application Information	Special Condition/Application Information
B72SH1	Pyrolysis Furnace H1	CO	45.27	-	3, 5, 11, 18, 20	3, 5, 9, 11, 18, 20, 27	3, 5, 18, 20
		CO (Decoking)	181.08	-			
		NO _x	30.86	-			
		SO ₂	12.60	-			
		SO ₂ (Decoking)	65.90	-			
		PM	3.83	-			
		PM ₁₀	3.83	-			
		PM _{2.5}	3.83	-			
		VOC	3.77	-			
		Ethylene	1.03	-			
		Propylene	0.75	-			
B72SH2	Pyrolysis Furnace H2	CO	45.27	-	3, 5, 11, 18, 20	3, 5, 9, 11, 18, 20, 27	3, 5, 18, 20
		CO (Decoking)	181.08	-			
		NO _x	30.86	-			
		SO ₂	12.60	-			
		SO ₂ (Decoking)	65.90	-			

Major NSR Summary Table

Permit Numbers 144784 and PSDTX994M1					Issuance Date: July 16, 2025		
Emission Point No. (1)	Source Name (2)	Air Contaminant Name (3)	Emission Rates		Monitoring and Testing Requirements	Recordkeeping Requirements	Reporting Requirements
			lb/hr	TPY (4)	Special Condition/Application Information	Special Condition/Application Information	Special Condition/Application Information
		PM	3.83	-			
		PM ₁₀	3.83	-			
		PM _{2.5}	3.83	-			
		VOC	3.77	-			
		Ethylene	1.03	-			
		Propylene	0.75	-			
B72SH3	Pyrolysis Furnace H3	CO	45.27	-	3, 5, 11, 18, 20	3, 5, 9, 11, 18, 20, 27	3, 5, 18, 20
		CO (Decoking)	181.08	-			
		NO _x	30.86	-			
		SO ₂	12.60	-			
		SO ₂ (Decoking)	65.90	-			
		PM	3.83	-			
		PM ₁₀	3.83	-			
		PM _{2.5}	3.83	-			
		VOC	3.77	-			
Ethylene	1.03	-					

Major NSR Summary Table

Permit Numbers 144784 and PSDTX994M1					Issuance Date: July 16, 2025		
Emission Point No. (1)	Source Name (2)	Air Contaminant Name (3)	Emission Rates		Monitoring and Testing Requirements	Recordkeeping Requirements	Reporting Requirements
			lb/hr	TPY (4)	Special Condition/Application Information	Special Condition/Application Information	Special Condition/Application Information
		Propylene	0.75	-			
B72SH4	Pyrolysis Furnace H4	CO	45.27	-	3, 5, 11, 18, 20	3, 5, 9, 11, 18, 20, 27	3, 5, 18, 20
		CO (Decoking)	181.08	-			
		NO _x	30.86	-			
		SO ₂	12.60	-			
		SO ₂ (Decoking)	65.90	-			
		PM	3.83	-			
		PM ₁₀	3.83	-			
		PM _{2.5}	3.83	-			
		VOC	3.77	-			
		Ethylene	1.03	-			
		Propylene	0.75	-			
B72SH5	Pyrolysis Furnace H5	CO	45.27	-	3, 5, 11, 18, 20	3, 5, 9, 11, 18, 20, 27	3, 5, 18, 20
		CO (Decoking)	181.08	-			
		NO _x	30.86	-			
		SO ₂	12.60	-			

Major NSR Summary Table

Permit Numbers 144784 and PSDTX994M1					Issuance Date: July 16, 2025		
Emission Point No. (1)	Source Name (2)	Air Contaminant Name (3)	Emission Rates		Monitoring and Testing Requirements	Recordkeeping Requirements	Reporting Requirements
			lb/hr	TPY (4)	Special Condition/Application Information	Special Condition/Application Information	Special Condition/Application Information
		SO ₂ (Decoking)	65.90	-			
		PM	3.83	-			
		PM ₁₀	3.83	-			
		PM _{2.5}	3.83	-			
		VOC	3.77	-			
		Ethylene	1.03	-			
		Propylene	0.75	-			
B72SH1, B72SH2, B72SH3, B72SH4, B72SH5	Furnace Source Group Cap	CO	-	158.65	11, 18, 20	11, 18, 20, 27	18, 20
		NO _x	-	469.26			
		SO ₂	-	2.68			
		PM	-	58.63			
		PM ₁₀	-	58.63			
		PM _{2.5}	-	58.63			
		VOC	-	43.26			
		Ethylene	-	0.70			
		Propylene	-	0.05			

Major NSR Summary Table

Permit Numbers 144784 and PSDTX994M1					Issuance Date: July 16, 2025		
Emission Point No. (1)	Source Name (2)	Air Contaminant Name (3)	Emission Rates		Monitoring and Testing Requirements	Recordkeeping Requirements	Reporting Requirements
			lb/hr	TPY (4)	Special Condition/Application Information	Special Condition/Application Information	Special Condition/Application Information
B72CT1	CT-1 Cooling Tower	VOC	3.25	13.71	5, 13	5, 13, 27	5
		Ethylene	2.05	4.51			
		Propylene	3.25	11.03			
		PM	4.02	5.87			
		PM ₁₀	0.69	3.03			
		PM _{2.5}	<0.01	0.03			
B72FU1	B-7200 Process Area Fugitives (5)	VOC	12.14	53.01	3, 4, 5, 14, 15, 16, 17	3, 4, 5, 14, 17, 27	3, 4, 5, 14
		Ethylene	6.36	27.72			
		Propylene	2.58	11.29			
		Cl ₂	0.01	0.05			
		HCl	0.08	0.35			
B72GE01	Emergency Generator	CO	1.14	0.05		10, 27	
		NO _x	2.87	0.14			
		SO ₂	0.35	0.02			
		PM	0.37	0.02			
		PM ₁₀	0.37	0.02			

Major NSR Summary Table

Permit Numbers 144784 and PSDTX994M1					Issuance Date: July 16, 2025		
Emission Point No. (1)	Source Name (2)	Air Contaminant Name (3)	Emission Rates		Monitoring and Testing Requirements	Recordkeeping Requirements	Reporting Requirements
			lb/hr	TPY (4)	Special Condition/Application Information	Special Condition/Application Information	Special Condition/Application Information
		PM _{2.5}	0.37	0.02			
		VOC	0.42	0.02			
B72SC02	B-7202 Degreasing	VOC	0.31	1.34			
B72SH1, B72SH2, B72SH3, B72SH4, B72SH5, B72CT1, B72FU1, B72GE01, B72SC02	Compliance Cap (includes Furnaces, Cooling Tower, Fugitives, Emergency Generator, and Degreasing)	CO	227.49	150.17		21, 27	
		NO _x	157.15	467.80			
		SO ₂	95.17	7.64			
		PM	22.05	73.62			
		PM ₁₀	22.05	73.62			
		PM _{2.5}	22.05	73.62			
		VOC	17.92	73.53			
		Cl ₂	0.01	0.05			
		HCl	0.08	0.35			
B72SH1	Furnace Purge (MSS), H-1 (6)	VOC	0.11	<0.01		21, 27	
B72SH2	Furnace Purge (MSS), H-2 (6)	VOC	0.11	<0.01		21, 27	
B72SH3	Furnace Purge (MSS), H-3 (6)	VOC	0.11	<0.01		21, 27	
B72SH4	Furnace Purge (MSS),	VOC	0.11	<0.01		21, 27	

Major NSR Summary Table

Permit Numbers 144784 and PSDTX994M1					Issuance Date: July 16, 2025		
Emission Point No. (1)	Source Name (2)	Air Contaminant Name (3)	Emission Rates		Monitoring and Testing Requirements	Recordkeeping Requirements	Reporting Requirements
			lb/hr	TPY (4)	Special Condition/Application Information	Special Condition/Application Information	Special Condition/Application Information
	H-4 (6)						
B72SH5	Furnace Purge (MSS), H-5 (6)	VOC	0.11	<0.01		21, 27	
B60F3	FS-1 Large Elevated Flare (Routine Emissions) FS-1 Large Elevated Flare (MSS Emissions)	CO	207.62	81.45	3, 4, 5, 11, 12	3, 4, 5, 12, 27	3, 4, 5
		NO _x	40.74	15.98			
		SO ₂	0.97	0.11			
		VOC	202.29	14.07			
		Ethylene	95.00	5.26			
		Propylene	75.00	2.63			
		CO	2602.53	100.10			
		NO _x	360.30	15.90			
		SO ₂	6.40	0.20			
		VOC	2168.77	76.93			
		Ethylene	1820.00	30.88			
Propylene	1284.28	20.46					
B72F1	FS-2 Small Elevated Flare (Operating as	CO	8.73	38.25	3, 4, 5, 11, 12	3, 4, 5, 12, 27	3, 4, 5
		NO _x	1.02	4.46			

Major NSR Summary Table

Permit Numbers 144784 and PSDTX994M1					Issuance Date: July 16, 2025		
Emission Point No. (1)	Source Name (2)	Air Contaminant Name (3)	Emission Rates		Monitoring and Testing Requirements	Recordkeeping Requirements	Reporting Requirements
			lb/hr	TPY (4)	Special Condition/Application Information	Special Condition/Application Information	Special Condition/Application Information
	unassisted)	SO ₂	0.09	0.08			
		VOC	0.21	0.88			
B72MEFU1	Attachment A	VOC	2.06	0.23	22, 23	21, 22, 23, 27	
	Attachment B	VOC	3.65	0.11			
	Equipment Opening (MSS) Attachment C	VOC	271.11	0.27			

- (1) Emission point identification - either specific equipment designation or emission point number from plot plan.
- (2) Specific point source name. For fugitive sources, use area name or fugitive source name.
- (3) VOC
 - volatile organic compounds as defined in Title 30 Texas Administrative Code § 101.1
 - CO - carbon monoxide
 - NO_x - total oxides of nitrogen
 - SO₂ - sulfur dioxide
 - PM - total particulate matter, suspended in the atmosphere, including PM₁₀ and PM_{2.5}, as represented
 - PM₁₀ - total particulate matter equal to or less than 10 microns in diameter, including PM_{2.5}, as represented
 - PM_{2.5} - particulate matter equal to or less than 2.5 microns in diameter
 - Cl₂ - chlorine
 - HCl - hydrogen chloride
- (4) Compliance with annual emission limits (tons per year) is based on a 12-month rolling period.
- (5) Emission rate is an estimate and is enforceable through compliance with the applicable special condition(s) and permit application representations.
- (6) Furnace Purge (MSS) emissions are not included in the routine furnace emissions (EPNs B72SH1-H5).



Texas Commission on Environmental Quality Air Quality Permit

A Permit Is Hereby Issued To
The Dow Chemical Company
Authorizing the Construction and Operation of
Hydrocarbons Facilities
Located at Freeport, Brazoria County, Texas
Latitude 28.996944 Longitude -95.346666

Permits: 20432, N274 and PSDTX994M2

Revision Date: March 31, 2025

Expiration Date: August 7, 2029



For the Commission

1. **Facilities** covered by this permit shall be constructed and operated as specified in the application for the permit. All representations regarding construction plans and operation procedures contained in the permit application shall be conditions upon which the permit is issued. Variations from these representations shall be unlawful unless the permit holder first makes application to the Texas Commission on Environmental Quality (commission) Executive Director to amend this permit in that regard and such amendment is approved. [Title 30 Texas Administrative Code (TAC) Section 116.116 (30 TAC § 116.116)]¹
2. **Voiding of Permit.** A permit or permit amendment is automatically void if the holder fails to begin construction within 18 months of the date of issuance, discontinues construction for more than 18 months prior to completion, or fails to complete construction within a reasonable time. Upon request, the executive director may grant an 18-month extension. Before the extension is granted the permit may be subject to revision based on best available control technology, lowest achievable emission rate, and netting or offsets as applicable. One additional extension of up to 18 months may be granted if the permit holder demonstrates that emissions from the facility will comply with all rules and regulations of the commission, the intent of the Texas Clean Air Act (TCAA), including protection of the public's health and physical property; and (b)(1) the permit holder is a party to litigation not of the permit holder's initiation regarding the issuance of the permit; or (b)(2) the permit holder has spent, or committed to spend, at least 10 percent of the estimated total cost of the project up to a maximum of \$5 million. A permit holder granted an extension under subsection (b)(1) of this section may receive one subsequent extension if the permit holder meets the conditions of subsection (b)(2) of this section. [30 TAC § 116.120]
3. **Construction Progress.** Start of construction, construction interruptions exceeding 45 days, and completion of construction shall be reported to the appropriate regional office of the commission not later than 15 working days after occurrence of the event. [30 TAC § 116.115(b)(2)(A)]
4. **Start-up Notification.** The appropriate air program regional office shall be notified prior to the commencement of operations of the facilities authorized by the permit in such a manner that a representative of the commission may be present. The permit holder shall provide a separate notification for the commencement of operations for each unit of phased construction, which may involve a series of units commencing operations at different times. Prior to operation of the facilities authorized by the permit, the permit holder shall identify the source or sources of allowances to be utilized for compliance with Chapter 101, Subchapter H, Division 3 of this title (relating to Mass Emissions Cap and Trade Program). [30 TAC § 116.115(b)(2)(B)]
5. **Sampling Requirements.** If sampling is required, the permit holder shall contact the commission's Office of Compliance and Enforcement prior to sampling to obtain the proper data forms and procedures. All sampling and testing procedures must be approved by the executive director and coordinated with the regional representatives of the commission. The permit holder is also responsible for providing sampling facilities and conducting the sampling operations or contracting with an independent sampling consultant. [30 TAC § 116.115(b)(2)(C)]
6. **Equivalency of Methods.** The permit holder must demonstrate or otherwise justify the equivalency of emission control methods, sampling or other emission testing methods, and monitoring methods proposed as alternatives to methods indicated in the conditions of the permit. Alternative methods shall be applied for in writing and must be reviewed and approved by the executive director prior to their use in fulfilling any requirements of the permit. [30 TAC § 116.115(b)(2)(D)]
7. **Recordkeeping.** The permit holder shall maintain a copy of the permit along with records containing the information and data sufficient to demonstrate compliance with the permit, including production records and

operating hours; keep all required records in a file at the plant site. If, however, the facility normally operates unattended, records shall be maintained at the nearest staffed location within Texas specified in the application; make the records available at the request of personnel from the commission or any air pollution control program having jurisdiction in a timely manner; comply with any additional recordkeeping requirements specified in special conditions in the permit; and retain information in the file for at least two years following the date that the information or data is obtained. [30 TAC § 116.115(b)(2)(E)]

8. **Maximum Allowable Emission Rates.** The total emissions of air contaminants from any of the sources of emissions must not exceed the values stated on the table attached to the permit entitled "Emission Sources-- Maximum Allowable Emission Rates." [30 TAC § 116.115(b)(2)(F)]¹
9. **Maintenance of Emission Control.** The permitted facilities shall not be operated unless all air pollution emission capture and abatement equipment is maintained in good working order and operating properly during normal facility operations. The permit holder shall provide notification in accordance with 30 TAC §101.201, 101.211, and 101.221 of this title (relating to Emissions Event Reporting and Recordkeeping Requirements; Scheduled Maintenance, Startup, and Shutdown Reporting and Recordkeeping Requirements; and Operational Requirements). [30 TAC§ 116.115(b)(2)(G)]
10. **Compliance with Rules.** Acceptance of a permit by an applicant constitutes an acknowledgment and agreement that the permit holder will comply with all rules and orders of the commission issued in conformity with the TCAA and the conditions precedent to the granting of the permit. If more than one state or federal rule or regulation or permit condition is applicable, the most stringent limit or condition shall govern and be the standard by which compliance shall be demonstrated. Acceptance includes consent to the entrance of commission employees and agents into the permitted premises at reasonable times to investigate conditions relating to the emission or concentration of air contaminants, including compliance with the permit. [30 TAC § 116.115(b)(2)(H)]
11. **This** permit may not be transferred, assigned, or conveyed by the holder except as provided by rule. [30 TAC § 116.110(e)]
12. **There** may be additional special conditions attached to a permit upon issuance or modification of the permit. Such conditions in a permit may be more restrictive than the requirements of Title 30 of the Texas Administrative Code. [30 TAC § 116.115(c)]
13. **Emissions** from this facility must not cause or contribute to "air pollution" as defined in Texas Health and Safety Code (THSC) §382.003(3) or violate THSC § 382.085. If the executive director determines that such a condition or violation occurs, the holder shall implement additional abatement measures as necessary to control or prevent the condition or violation.
14. **The** permit holder shall comply with all the requirements of this permit. Emissions that exceed the limits of this permit are not authorized and are violations of this permit.¹

¹ Please be advised that the requirements of this provision of the general conditions may not be applicable to greenhouse gas emissions.

Common Acronyms in Air Permits

°C = Temperature in degrees Celsius	GLC _{max} = maximum (predicted) ground-level concentration
°F = Temperature in degrees Fahrenheit	gpm = gallon per minute
°K = Temperature in degrees Kelvin	gr/1000scf = grain per 1000 standard cubic feet
µg = microgram	gr/dscf = grain per dry standard cubic feet
µg/m ³ = microgram per cubic meter	H ₂ CO = formaldehyde
acfm = actual cubic feet per minute	H ₂ S = hydrogen sulfide
AMOC = alternate means of control	H ₂ SO ₄ = sulfuric acid
AOS = alternative operating scenario	HAP = hazardous air pollutant as listed in § 112(b) of the Federal Clean Air Act or Title 40 Code of Federal Regulations Part 63, Subpart C
AP-42 = Air Pollutant Emission Factors, 5th edition	HC = hydrocarbons
APD = Air Permits Division	HCl = hydrochloric acid, hydrogen chloride
API = American Petroleum Institute	Hg = mercury
APWL = air pollutant watch list	HGB = Houston/Galveston/Brazoria
BPA = Beaumont/ Port Arthur	hp = horsepower
BACT = best available control technology	hr = hour
BAE = baseline actual emissions	IFR = internal floating roof tank
bbl = barrel	in H ₂ O = inches of water
bbl/day = barrel per day	in Hg = inches of mercury
bhp = brake horsepower	IR = infrared
BMP = best management practices	ISC3 = Industrial Source Complex, a dispersion model
Btu = British thermal unit	ISCST3 = Industrial Source Complex Short-Term, a dispersion model
Btu/scf = British thermal unit per standard cubic foot or feet	K = Kelvin; extension of the degree Celsius scaled-down to absolute zero
CAA = Clean Air Act	LACT = lease automatic custody transfer
CAM = compliance-assurance monitoring	LAER = lowest achievable emission rate
CEMS = continuous emissions monitoring systems	lb = pound
cfm = cubic feet (per) minute	lb/day = pound per day
CFR = Code of Federal Regulations	lb/hr = pound per hour
CN = customer ID number	lb/MMBtu = pound per million British thermal units
CNG = compressed natural gas	LDAR = Leak Detection and Repair (Requirements)
CO = carbon monoxide	LNG = liquefied natural gas
COMS = continuous opacity monitoring system	LPG = liquefied petroleum gas
CPMS = continuous parametric monitoring system	LT/D = long ton per day
DFW = Dallas/ Fort Worth (Metroplex)	m = meter
DE = destruction efficiency	m ³ = cubic meter
DRE = destruction and removal efficiency	m/sec = meters per second
dscf = dry standard cubic foot or feet	MACT = maximum achievable control technology
dscfm = dry standard cubic foot or feet per minute	MAERT = Maximum Allowable Emission Rate Table
ED = (TCEQ) Executive Director	MERA = Modeling and Effects Review Applicability
EF = emissions factor	mg = milligram
EFR = external floating roof tank	mg/g = milligram per gram
EGU = electric generating unit	mL = milliliter
EI = Emissions Inventory	MMBtu = million British thermal units
ELP = El Paso	MMBtu/hr = million British thermal units per hour
EPA = (United States) Environmental Protection Agency	MSDS = material safety data sheet
EPN = emission point number	MSS = maintenance, startup, and shutdown
ESL = effects screening level	MW = megawatt
ESP = electrostatic precipitator	NAAQS = National Ambient Air Quality Standards
FCAA = Federal Clean Air Act	NESHAP = National Emission Standards for Hazardous Air Pollutants
FCCU = fluid catalytic cracking unit	NGL = natural gas liquids
FID = flame ionization detector	NNSR = nonattainment new source review
FIN = facility identification number	NO _x = total oxides of nitrogen
ft = foot or feet	NSPS = New Source Performance Standards
ft/sec = foot or feet per second	
g = gram	
gal/wk = gallon per week	
gal/yr = gallon per year	
GLC = ground level concentration	

PAL = plant-wide applicability limit
PBR = Permit(s) by Rule
PCP = pollution control project
PEMS = predictive emission monitoring system
PID = photo ionization detector
PM = periodic monitoring
PM = total particulate matter, suspended in the atmosphere, including PM₁₀ and PM_{2.5}, as represented
PM_{2.5} = particulate matter equal to or less than 2.5 microns in diameter
PM₁₀ = total particulate matter equal to or less than 10 microns in diameter, including PM_{2.5}, as represented
POC = products of combustion
ppb = parts per billion
ppm = parts per million
ppmv = parts per million (by) volume
psia = pounds (per) square inch, absolute
psig = pounds (per) square inch, gage
PTE = potential to emit
RA = relative accuracy
RATA = relative accuracy test audit
RM = reference method
RVP = Reid vapor pressure
scf = standard cubic foot or feet
scfm = standard cubic foot or feet (per) minute
SCR = selective catalytic reduction
SIL = significant impact levels
SNCR = selective non-catalytic reduction
SO₂ = sulfur dioxide
SOCMI = synthetic organic chemical manufacturing industry
SRU = sulfur recovery unit
TAC = Texas Administrative Code
TCAA = Texas Clean Air Act
TCEQ = Texas Commission on Environmental Quality
TD = Toxicology Division
TLV = threshold limit value
TMDL = total maximum daily load
tpd = tons per day
tpy = tons per year
TVP = true vapor pressure
VOC = volatile organic compounds as defined in Title 30 Texas Administrative Code § 101.1
VRU = vapor recovery unit or system

Special Conditions

Permit Numbers 20432, N274, and PSDTX994M2

1. This permit authorizes the Light Hydrocarbon Unit 8 (LHC-8) located within the OC-600 block of the Dow Chemical Company's Oyster Creek plant site in Freeport, Brazoria County. All emission sources authorized by this permit are shown on the attached table entitled "Emission Sources-Maximum Allowable Emission Rates," and those sources are limited to the emission limits and other conditions specified in that attached table.
2. Non-fugitive emissions from relief valves, safety valves, or rupture discs of gases containing volatile organic compounds (VOC) at a concentration of greater than 1 percent are not authorized by this permit unless authorized on the maximum allowable emission rates table (MAERT). Any releases directly to atmosphere from relief valves, safety valves, or rupture discs of gases containing VOC at a concentration greater than 1 weight percent are not consistent with good practice for minimizing emissions.

Federal Applicability

3. These facilities shall comply with all applicable requirements of the U.S. Environmental Protection Agency (EPA) regulations on Standards of Performance for New Stationary Sources promulgated in Title 40 Code of Federal Regulations Part 60 (40 CFR Part 60):
 - A. Subpart A, General Provisions
 - B. Subpart Ka, Standards for Storage Vessels of Petroleum Liquids
 - C. Subpart Kb, Standards for Storage Vessels of Volatile Organic Liquids
 - D. Subpart VV, Standards for SOCOMI VOC Equipment Leaks
 - E. Subpart NNN, Standards for VOC Emissions From SOCOMI Distillation Operations
 - F. Subpart RRR, Standards for VOC Emissions From SOCOMI Reactor Processes
4. These facilities shall comply with all applicable requirements of the U.S. EPA regulations on National Emission Standards for Hazardous Air Pollutants (NESHAP) in 40 CFR Part 61:
 - A. Subpart A, General Provisions
 - B. Subpart J, Standards for Equipment Leaks of Benzene
 - C. Subpart M, Standards for Asbestos
 - D. Subpart V, Standards for Equipment Leaks
 - E. Subpart BB, Standards for Benzene Emissions From Benzene Transfer Operations
 - F. Subpart FF, Standards for Benzene Waste Operations
5. These facilities shall comply with all applicable requirements of the U.S. EPA regulations on NESHAP for Source Categories in 40 CFR Part 63:
 - A. Subpart A, General Provisions
 - B. Subpart UU, Emission Standards for Equipment Leaks
 - C. Subpart XX, Ethylene Manufacturing Process Units: Heat Exchange Systems and Waste Operations
 - D. Subpart YY, General MACT Standards

- E. Subpart DDDDD, Standards for Commercial Boilers and Process Heaters
 - F. Subpart GGGGG, Standards for Site Remediation
6. If any condition of this permit is more stringent than the applicable regulations in Special Condition Nos. 3, 4, and 5, then for the purposes of complying with this permit, the permit shall govern and be the standard by which compliance shall be demonstrated.

Emission Standards and Operational Limitations

7. Emissions from Pyrolysis Furnace Nos. 1 through 7 (Emission Point Numbers [EPNs] OC6S1 through OC6S7) shall not exceed the following requirements when the total furnace duty exceeds 95 million British thermal units (MMBtu) per hour (hr) based on the higher heating value (HHV) of heat input and the hydrocarbon feed rate exceeds 60,000 lb/hr. (PSD)
- A. Emissions of Nitrogen Oxide (NO_x) shall not exceed 0.10 pound (lb) NO_x per MMBtu on an hourly average basis based on the HHV of the fuel fired and 0.10 lb NO_x per MMBtu on a rolling 12- month basis, based on the HHV of the fuel fired.
 - B. Emissions of Carbon monoxide (CO): shall not exceed an hourly maximum of 100 parts per million by volume, dry, (ppmvd) corrected to 3.0% excess oxygen (O₂) and 20 ppmvd CO corrected to 3.0% excess O₂ on a rolling 12-month basis.
8. Emissions of from Pyrolysis Furnace Nos. 8 and 10 (EPNs OC6S8 and OC6S10) shall not exceed the following requirements when the duty from the bottom staged burners exceeds 95 MMBtu/hr HHV and the hydrocarbon feed rate exceeds 60,000 lb/hr. (PSD)
- A. Emissions of NO_x shall not exceed 0.065 lb per MMBtu on an hourly average basis based on the HHV of the fuel fired and 0.06 lb NO_x per MMBtu on a rolling 12- month basis, based on the HHV of the fuel fired.
 - B. Emissions of CO shall not exceed an hourly maximum of 100 ppmvd, corrected to 3% oxygen and a 12-month rolling average of 24 ppmvd corrected to 3% oxygen
9. Emissions from Pyrolysis Furnace No. 9 (EPN OC6S9) shall not exceed the following requirements when the duty from the bottom staged burners exceeds 95 MMBtu/hr HHV and the hydrocarbon feed rate exceeds 60,000 lb/hr:
- A. Emissions of NO_x shall not exceed 0.065 lb NO_x per MMBtu on an hourly average basis based on the HHV of the fuel fired and 0.05 lb NO_x per MMBtu on a rolling 12- month basis, based on the HHV of the fuel fired.
 - B. Emissions of CO shall not exceed an hourly maximum of 100 ppmvd, corrected to 3% oxygen and a 12-month rolling average of 30 ppmvd, corrected to 3% oxygen.
10. The short-term emission limits (hourly averages) identified in Special Conditions Nos. 7, 8, and 9 do not apply during the following planned operational scenarios for the Pyrolysis Furnaces (EPNs OC6S1 to OC6S10): **(11/21)**
- A. Adjustment for Furnace Feed In/Out Mode, defined as the period when the load and/or feed between furnaces is being adjusted for process optimization.

- B. Dryer Regeneration, defined as the period that starts when plant off-gas is used to regenerate dryers to remove water from the final product.
 - C. Fuel Gas Change Mode, defined as the period when fuel used in the furnace is transitioned to utilize off-gas from other on-site facilities or process variability on product off-gas recovery equipment.
 - D. Utility System Changes, defined as the period beginning when the air-to-fuel ratio drops below its stable operating point and ending when the air-to-fuel ratio is stabilized.
11. Emissions from Thermal Oxidizer (TOX) No. 1, EPN OC6S2000, tested according to Special Condition No. 32 shall not exceed 0.10 lb CO/MMBtu (CO emissions) or 0.15 lb NO_x/MMBtu (NO_x emissions) based on the HHV of heat input. (PSD)
12. Except for those periods described in 30 TAC § 111.111(a)(1)(E), opacity of emissions from all sources authorized by this permit shall meet one of the following conditions:
- A. Opacity of emissions from all sources authorized by this permit shall not exceed 10 percent averaged over a six-minute period.
 - B. Opacity of emissions from each of the pyrolysis furnaces shall not exceed 5 percent averaged over a six-minute period.

Sulfur Specifications

13. If any concentrations of sulfur and/or hydrogen sulfide (H₂S) in fuel gas, process, and feedstock streams exceed the following levels based on the sampling frequency in Special Condition No.33 G, then additional records shall be maintained to demonstrate that no emission rate is exceeded throughout the duration of the exceedance of the maximum concentration:

Fuel/Feedstock/Process Stream	Maximum Concentration
Natural Gas	0.5 grain sulfur/100 scf
Pyrolysis Furnace Off-Gas Fuel	0.1 ppm H ₂ S
Cracked Gas (following Dryer)	0.1 ppm H ₂ S
Fuel Oil Tanks V-1505 and V-1916 Vent Gas	0.05 percent sulfur by weight
Naphtha/Condensate Feedstocks	1,000 ppm sulfur
LPG/Feedstock	1,000 ppm sulfur

Storage Tank Requirements

14. The following storage tanks shall comply with the requirements specified in A-J below: Pyrolysis Gasoline Storage Tanks V-1101A and V-1101B (EPNs OC6ST1101A and OC6ST1101B), Condensate/Naphtha Storage Tank V-1901 (EPN OC6ST1901), and V-1905 (EPN OC6ST1905). Fixed-roof tanks with flares are considered equivalent control for the purpose of complying with this condition.
- A. Except as may be provided for in the special conditions of this permit, the control requirements specified in paragraphs B through E of this condition shall apply to all VOC storage tanks and loading operations authorized by this permit unless (1) the VOC have an

- aggregate partial pressure of less than 0.5 psia at the maximum expected operating temperature or (2) to storage tanks smaller than 25,000 gallons capacity.
- B. An internal floating deck or "roof" or equivalent control shall be installed in all tanks. The floating roof shall be equipped with one of the following closure devices between the wall of the storage vessel and the edge of the internal floating roof (IFR): (1) a liquid-mounted seal, (2) two continuous seals mounted one above the other, or (3) a mechanical shoe seal. Installation of equivalent control requires prior review and approval by the TCEQ Executive Director.
 - C. An open-top tank containing a floating roof (external floating roof tank) which uses double seal or secondary seal technology shall be an approved control alternative to an IFR tank provided the primary seal consists of either a mechanical shoe seal or a liquid-mounted seal, and the secondary seal is rim-mounted. A weather shield is not approvable as a secondary seal unless specifically reviewed and determined to be vapor-tight.
 - D. For any tank equipped with a floating roof, the holder of this permit shall follow 40 CFR § 60.113b, Testing and Procedures, to verify seal integrity. Additionally, the permit holder shall follow 40 CFR § 60.115b, Reporting and Recordkeeping Requirements, to provide records of the dates seals were inspected, seal integrity, and corrective actions taken.
 - E. The floating roof design shall incorporate sufficient flotation to conform to the requirements of API Code 650, or an equivalent degree of flotation, except that an internal floating cover need not be designed to meet rainfall support requirements and the materials of construction may be steel or other materials.
 - F. Uninsulated tank exterior surfaces exposed to the sun shall be white or aluminum.
 - G. For purposes of assuring compliance with VOC emission limitations, the holder of this permit shall maintain a monthly emissions record which describes calculated emissions of VOC from all storage tanks and loading operations. The record shall include tank or loading point identification number, control method used, tank or vessel capacity in gallons, name of the material stored or loaded, VOC molecular weight, VOC monthly average temperature in degrees Fahrenheit, VOC vapor pressure at the monthly average material temperature in psia, and VOC throughput for the previous month and year-to-date. Records of VOC monthly average temperature are not required to be kept for unheated tanks which receive liquids that are at or below ambient temperatures. These records shall be maintained at the plant site for at least two years and be made available to representatives of the TCEQ upon request.
 - H. If throughput records are specified in the special conditions of this permit, the holder of this permit may keep such records in lieu of the records required in paragraph G.
 - I. Emissions for tanks and loading operations shall be calculated using: (a) AP-42 "Compilation of Air Pollution Emission Factors, Chapter 12 - Storage of Organic Liquids" and (b) the TCEQ publication titled "Technical Guidance Package for Chemical Sources-Storage Tanks."
 - J. Operation without visible liquid leaks or spills shall be maintained at all loading and unloading facilities regardless of vapor pressure. This does not apply to momentary dripping associated with the initial connection or disconnection of fittings. Sustained dripping from fittings during loading and unloading operations is not permitted. Any liquid spill that occurs during loading and unloading activities shall be reported pursuant to 30 TAC § 101.6 or § 101.7 and shall be cleaned up immediately to minimize air emissions.
15. Emissions from Storage Tanks V-1505 and V-1916 (EPN OCST1505 and OCST1916) shall be routed to the South Tank Farm Vent Flare (EPN OC6F902).

16. Emissions from Storage Tank D-91 are only authorized during filling of the vessel and MSS activities related to the vessel. Emissions shall be routed to the FS-1 Elevated Flare (EPN OC6F1), GF-500 Multipoint Ground Flare (EPN OC2F500), or FX-2000 Thermal Oxidizer (EPN OC6S2000). Emissions routed to EPNs OC6F1, OC2F500, and OC6S2000 are limited to occur only 52 hours per year. Records of tank filling events shall be recorded and maintained in order to determine compliance with this special condition. **(8/24)**
17. The service of the tanks in this permit is limited to the storage of chemicals previously approved or that are covered by an applicable permit by rule. Storage of other chemicals is prohibited unless prior approval for such storage is obtained from the Executive Director of the Texas Commission on Environmental Quality (TCEQ). It will not be necessary to receive reapproval for chemicals previously approved for storage in a specific tank.

Fugitive Emission Leak Detection and Repair Requirements

18. Process equipment within the Ethylene Process Area (EPN OC6FU01) and the South Tank Farm No. 1 Fugitive Area (EPN OC6FU11) shall be monitored in accordance with the Special Condition No. 19 **(07/21)**
19. Piping, Valves, Connectors, Pumps, and Compressors - 28 VHP
 - A. These conditions shall not apply (1) where the VOC has an aggregate partial pressure or vapor pressure of less than 0.044 pound per square inch absolute (psia) at 68°F or (2) where the operating pressure is at least 5 kilopascals (0.725 pound per square inch [psi]) below ambient pressure. Equipment excluded from this condition shall be identified in a list to be made available upon request.
 - B. Construction of new and reworked piping, valves, pump systems, and compressor systems shall conform to applicable American National Standards Institute (ANSI), American Petroleum Institute (API), American Society of Mechanical Engineers (ASME), or equivalent codes.
 - C. New and reworked underground process pipelines shall contain no buried valves such that fugitive emission monitoring is rendered impractical.
 - D. To the extent that good engineering practice will permit, new and reworked valves, and piping connections shall be so located to be reasonably accessible for leak-checking during plant operation. Non-accessible valves, as defined by Texas Commission on Environmental Quality (TCEQ) 30 TAC Chapter 115, shall be identified in a list to be made available upon request.
 - E. New and reworked piping connections shall be welded or flanged. Screwed connections are permissible only on piping smaller than two-inch diameter. No later than the next scheduled quarterly monitoring after initial installation or replacement, all new or reworked connections shall be gas-tested or hydraulically-tested at no less than normal operating pressure and adjustments made as necessary to obtain leak-free performance. Connectors shall be inspected by visual, audible, and/or olfactory means at least weekly by operating personnel walk-through.
 - F. Each open-ended valve or line shall be equipped with a cap, blind flange, plug, or a second valve. Except during sampling, the second valve shall be closed.

- G. Accessible valves shall be monitored by leak-checking for fugitive emissions at least quarterly using an approved gas analyzer. Sealless/leakless valves (including, but not limited to, welded bonnet bellows and diaphragm valves) and relief valves equipped with a rupture disc upstream or venting to a control device are not required to be monitored. For valves equipped with rupture discs, a pressure-sensing device shall be installed between the relief valve and rupture disc to monitor disc integrity. All leaking discs shall be replaced at the earliest opportunity but no later than the next process shutdown.
- H. An approved gas analyzer shall conform to requirements listed in Title 40 Code of Federal Regulations (40 CFR) § 60.485(a)-(b).
- I. Replaced components shall be re-monitored within 15 days of being placed back into VOC service.
- J. Except as may be provided for in the special conditions of this permit, all pump and compressor seals shall be monitored with an approved gas analyzer at least quarterly or be equipped with a shaft sealing system that prevents or detects emissions of VOC from the seal. Seal systems designed and operated to prevent emissions or seals equipped with an automatic seal failure detection and alarm system need not be monitored. These seal systems may include (but are not limited to) dual pump seals with barrier fluid at higher pressure than process pressure, seals degassing to vent control systems kept in good working order, or seals equipped with an automatic seal failure detection and alarm system. Submerged pumps or sealless pumps (including, but not limited to, diaphragm, canned, or magnetic-driven pumps) may be used to satisfy the requirements of this condition and need not be monitored.
- K. Damaged or leaking valves or connectors found to be emitting VOC in excess of 500 parts per million by volume (ppmv) or found by visual inspection to be leaking (e.g., dripping process fluids) shall be tagged and replaced or repaired. Damaged or leaking pump and compressor seals found to be emitting VOC in excess of 2,000 ppmv or found by visual inspection to be leaking (e.g., dripping process fluids) shall be tagged and replaced or repaired.
- L. Every reasonable effort shall be made to repair a leaking component, as specified in this paragraph, within 15 days after the leak is found. If the repair of a component would require a unit shutdown, the repair may be delayed until the next scheduled shutdown. All leaking components which cannot be repaired until a scheduled shutdown shall be identified for such repair by tagging. At the discretion of the TCEQ Executive Director or his designated representative, early unit shutdown or other appropriate action may be required based on the number and severity of tagged leaks awaiting shutdown.
- M. The results of the required fugitive instrument monitoring and maintenance program shall be made available to the TCEQ Executive Director or his designated representative upon request. Records shall indicate appropriate dates, test methods, instrument readings, repair results, justification for delay of repairs, and corrective actions taken for all components. Records of physical inspections are not required unless a leak is detected.
- N. Alternative monitoring frequency schedules of 30 TAC §115.352 through §115.359 or National Emission Standards for Organic Hazardous Air Pollutants, 40 CFR Part 63, Subpart H, may be used in lieu of Items F through G of this condition.
- O. Compliance with the requirements of this condition does not assure compliance with requirements of 30 TAC Chapter 115, an applicable New Source Performance Standards (NSPS), or an applicable National Emission Standard for Hazardous Air Pollutants (NESHAPS) and does not constitute approval of alternative standards for these regulations.

20. In addition to the weekly physical inspection for connectors specified in Special Condition No. 19 E, 90 percent of the hot insulated connectors associated with the Ethylene Process Area (EPN OC6FU01) and the South Tank Farm No. 1 Fugitive Area (EPN OC6FU11) shall be monitored at least annually with an approved gas analyzer as specified for valves in Special Condition No. 19G. Alternative monitoring frequency schedules of Title 40 Code of Federal Regulations (40 CFR) Part 63, Subpart H, National Emission Standards for Organic Hazardous Air Pollutants for Equipment Leaks, may be used in lieu of the monitoring frequency required by this condition. Compliance with this condition does not assure compliance with requirements of applicable state or federal regulation and does not constitute approval of alternative standards for these regulations. **(07/21)**
21. Piping, Valves, Pumps, and Compressors in Chlorine (Cl₂) and Hydrogen Chloride (HCl) Service
- The Ethylene Process Area Fugitives (EPN OC6FU01) is subject to the physical fugitive emission monitoring requirements specified in paragraphs A through C of this condition.
- A. Auditory, visual, and olfactory (AVO) checks for HCl and Cl₂ leaks within the operating area shall be made at least once per shift.
- B. Immediately, but not later than one hour upon detection of a leak, plant personnel shall take one or more of the following actions:
- (1) Isolate the leak.
 - (2) Commence repair or replacement of the leaking component.
 - (3) Use a leak collection/containment system to prevent the leak until repair or replacement can be made if immediate repair is not possible.
- C. Records shall be maintained at the plant site of all repairs and replacements resulting from Cl₂ or HCl leaks. These records shall be maintained for a period of five years and shall be made available to representatives of the TCEQ upon request. Records of the AVO physical inspections are not required unless a leak is detected.

Operating Conditions

22. The TOX (EPN OC6S2000) shall provide a minimum destruction efficiency of 99.9 percent or an exit VOC concentration of 20 ppm or less, demonstrable as indicated:
- The combustion chamber temperature shall be no less than 1650°F, with a minimum residence time of one second. The exit temperature shall be continuously monitored, with data reduced to 6-minute average values by no later than 90 days after the renewed permit issuance date, and maintained at no less than 95% availability over the previous 12-month period. Sampling shall be conducted upon request as required by Special Condition No. 28.
23. Flares shall be designed and operated in accordance with the following requirements:
- A. The flare systems shall be designed such that the combined assist natural gas and waste stream to each flare meets the 40 CFR § 60.18 specifications of minimum heating value and maximum tip velocity at all times when emissions may be vented to them.
- B. The heating value and velocity requirements shall be satisfied during operations authorized by this permit. Flare testing per 40 CFR § 60.18(f) may be requested by the appropriate regional office to demonstrate compliance with these requirements.

- C. The flare shall be operated with a flame present at all times and/or have a constant pilot flame. The pilot flame shall be continuously monitored by a thermocouple, infrared monitor, or ultraviolet monitor. The time, date, and duration of any loss of pilot flame shall be recorded. Each monitoring device shall be accurate to, and shall be calibrated at a frequency in accordance with, the manufacturer's specifications.
 - D. The flare shall be operated with no visible emissions except periods not to exceed a total of five minutes during any two consecutive hours. Records shall be maintained of any noncompliance and the associated corrective action taken. This shall be ensured by the use of steam assist to flares FS-1, FS-1018, and GF-500 (EPNs OC6F1, OC6F1018 and OC2F500). **(08/20)**
 - E. The permit holder shall install a continuous flow monitor and composition analyzer that provide a record of the vent stream flow and Btu content to flares FS-1, FS-1018, and GF-500 (EPNs OC6F1, OC6F1018 and OC2F500). The permit holder shall maintain a continuous flow monitor that provides a record of vent stream flow and, by August 1st, 2023, install a calorimeter that provides a record of the Btu content to flare FS-902 Tank Farm Vent Flare (EPN OC6F902). The flow monitor sensor and analyzer sample points shall be installed in the vent stream as near as possible to the flare inlet such that the total vent stream to the flare is measured and analyzed. Readings from the composition analyzer shall be taken at least once every 15 minutes and the average hourly values of the flow and composition (or Btu content) shall be recorded each hour. **(12/22)**
 - F. The monitors shall be calibrated or have a calibration check performed on an annual basis to meet the following accuracy specifications: the flow monitor shall be $\pm 5.0\%$, temperature monitor shall be $\pm 2.0\%$ at absolute temperature, and the pressure monitor shall be ± 5.0 mm Hg.
 - G. The monitors and analyzers shall operate as required by this section at least 95% of the time when the flare is operational, averaged over a rolling 12-month period. Flared gas net heating value and actual exit velocity determined in accordance with 40 CFR §§60.18(f)(3) and 60.18(f)(4) shall be recorded at least once every hour. Hourly mass emission rates, except for sulfur dioxide, shall be determined and recorded using the above readings and the emission factors provided in TCEQ Technical Supplement RG-360/14, May 2015, Table A-7, or AP-42 5th Edition, July 1998 update, Table 1.4-2. Sulfur dioxide mass emissions shall be determined using the emissions factors determined by natural gas testing information referenced in Special Condition No. 33 G or the natural gas contract maximum concentration limit provided in Special Condition No. 13. **(12/22)** .
 - H. Flares FS-1, FS-1018, and GF-500 (EPNs OC6F1, OC6F1018 and OC2F500) shall operate in accordance with the 40 CFR 63 Subpart YY "National Emission Standards for Hazardous Air Pollutants: Generic Maximum Achievable Control Technology Standards Residual Risk and Technology Review for Ethylene Production" dated July 6, 2020. Compliance with the requirements of this paragraph shall begin July 6, 2023, as discussed in Alternative Method of Compliance (AMOC) No. 62 referenced in Attachment D. EPN OC2F500 in this permit is represented as OC2GF500 in the AMOC 62. Prior to the effective date listed in AMOC-62, Paragraphs A through G of this Special Condition shall apply to the flares. **(03/23)**
24. The following requirements apply to the vent gas capture systems for all flares.
- A. Conduct a once a month visual, audible, and/or olfactory inspection of the capture system to verify there are no leaking components in the capture system or verify the capture system is leak-free by inspecting in accordance with 40 CFR Part 60, Appendix A, Test Method 21

- once each calendar year. Leaks shall be indicated by an instrument reading greater than or equal to 500 ppmv above background.
- B. Install a flow indicator that records and verifies zero flow at least once every fifteen minutes immediately downstream of each valve that if opened would allow a vent stream to bypass the control device and be emitted, either directly or indirectly, to the atmosphere; or once a month, inspect the valves, verifying the position of the valves and the condition of the car seals prevent flow out the bypass.
 - C. The date and results of each inspection performed shall be recorded. If the results of any inspection are not satisfactory, the deficiencies shall be recorded and the permit holder shall promptly take necessary corrective action, recording each action with the date completed.
25. The following shall apply to vent gas streams not controlled by a flare in accordance with 30 TAC Chapter 115 (§115.725 and §115.726): **(07/21)**
- A. A continuous monitoring system shall be installed, calibrated, and maintained in accordance with manufacturer's recommendations. The monitoring system shall be able to monitor the following:
 - (1) The time and duration of each pressure relief event.
 - (2) The status of the pressure relief valve as either open or closed to the atmosphere or the percentage the valve is open to the atmosphere.
 - (3) The volumetric flow rate during each pressure relief event.
 - B. The following records shall be maintained:
 - (1) Date, time, duration, volumetric flow rate, and speciated and total HRVOC emission rates on a lb/hr basis for each pressure relief event.
 - (2) Hourly records of parameter monitoring.
 - (3) Records of all process information, monitored data, and calculations used to determine volumetric flow rate and HRVOC hourly emission data.
 - (4) Records of the monitoring plans.
 - C. Compliance with Special Condition No. 25A and 25.B may be waived for pressure relief valves (PRVs) by following Alternative Method of Compliance (AMOC) No. 175, referenced in Attachment D. The permit holder shall attach a copy of AMOC No. 175 to this permit. **(03/23)**
26. The LHC-8 Unit Cooling Tower (EPN OC6CT800) shall be monitored in accordance with the Special Condition No. 27. Corrective action shall be taken when the VOC concentration in the combined water return at the cooling tower exceeds 50 parts per billion (ppb) as required by TCEQ approved sampling methods.
27. The holder of this permit shall perform monthly sampling and other testing as necessary to establish the pounds per hour of VOC being emitted into the atmosphere from the cooling tower (EPN OC6CT800) as indicated in the following special conditions of this permit. All sampling and testing methods shall be subject to approval of the TCEQ Executive Director prior to their implementation.
- A. The VOC concentration (ppmv) in the exhaust from the air stripping system or equivalent and the corresponding pounds of strippable VOC/gallon of cooling water should be reported. The

first 12 months of sampling data will be used to determine the level (either ppmv or lb/VOC/gal) at which a leak into cooling water will be assumed in the ongoing monitoring program. Within 30 days after completion of sampling, copies of the test report shall be submitted to the TCEQ Air Permits Division and the TCEQ Houston Regional Office.

- B. The VOC associated with cooling tower water shall be monitored monthly with an approved air stripping system or equivalent. The appropriate equipment shall be maintained such that fugitive VOC emissions from the cooling tower are minimized. Faulty equipment (as indicated by VOC concentrations above the level determined in paragraph A) shall be repaired at the earliest opportunity but no later than the next scheduled shutdown of the process unit in which the leak occurs. The results of the monitoring and maintenance efforts shall be recorded and such records shall be maintained for a period of two years. The records shall be made available to the TCEQ Executive Director upon request.
- C. In lieu of paragraph A of this condition, Cooling Tower Water Systems subject to 40 CFR § 63.104(b) HON or subject to 40 CFR §63.1086 of Subpart XX may be monitored monthly for VOC leakage from heat exchangers in accordance with these requirements. Faulty equipment shall be repaired at the earliest opportunity but no later than the next scheduled shutdown of the process unit in which the leak occurs. Results of the monitoring and maintenance effort shall be recorded.
- D. The plant's cooling water shall be sampled daily for conductivity; results shall be used to demonstrate compliance with the representation in the February 13, 2006 application. These records shall be maintained for five years and made available to the TCEQ upon request. Loss of valid data due to periods of instrument breakdown, data recording failure, circumstances or conditions beyond the permit holders operational control (e.g., drought, natural disasters, etc.), repair, maintenance, or calibration may be exempted provided the period does not exceed 5 percent of the time in days that the CTW system operated over the previous rolling 12 month period. The measurements missed shall be estimated using good engineering judgment and the method used shall be recorded.

Stack Sampling

- 28. All stack emission testing performed to establish an initial determination of compliance for this permit, including all testing to demonstrate compliance when increasing combustion device firing rates, shall be performed in accordance with paragraphs A through K below. The testing shall be used to establish the actual pattern and quantities of air contaminants being emitted into the atmosphere from the specified sources authorized by this permit. The holder of this permit is responsible for providing sampling and testing facilities and conducting the sampling and testing operations at his expense. Additional stack testing requirements as specified in the special conditions of this permit may also apply.

If testing is required due to an increase of the combustion device firing rates as outlined in Special Condition 28.H., at least 50% of the furnaces of the type requiring a re-test shall be tested:

- four of the Type One Furnaces (EPNs: OC6S1 – OC6S7)
- one of the Type Two Furnaces (EPNs: OC6S8 and OC6S10)
- one of the Type Three Furnaces (EPN OC6S9)

If a furnace type is out of service, testing shall be conducted when the furnace type is placed back in service if the furnace type requires re-testing. **(11/23)**

- A. The TCEQ Houston Regional Office shall be contacted as soon as any testing is scheduled, but not less than 45 days prior to sampling to schedule a pretest meeting.
- B. The notice shall include:
 - (1) Date for pretest meeting.
 - (2) Date sampling will occur.
 - (3) Name of firm conducting sampling.
 - (4) Type of sampling equipment to be used.
 - (5) Method or procedure to be used in sampling.
- C. The purpose of the pretest meetings is to review the necessary sampling and testing procedures, to provide the proper data forms for recording pertinent data, and to review the format procedures for submitting the test reports.
- D. A written proposed description of any deviation from sampling procedures specified in permit conditions or TCEQ or the U.S. Environmental Protection Agency (EPA) sampling procedures shall be made available to the TCEQ prior to the pretest meeting. The TCEQ Houston Regional Director shall approve or disapprove of any deviation from specified sampling procedures.
- E. Requests to waive testing for any pollutant specified in the special conditions of this permit shall be submitted to the TCEQ Austin Office of Air, Air Permits Division. Test waivers and alternate/equivalent procedure proposals for NSPS testing which must have EPA approval shall be submitted to the TCEQ Regional office.
- F. Air contaminants to be tested for include those specified in the special conditions of this permit or other air contaminants as specified by the Executive Director of the TCEQ.
- G. Sampling shall occur as specified in the special conditions of this permit or at such other times as may be required by the Executive Director of the TCEQ. Requests for additional time to perform sampling shall be submitted to the TCEQ Houston Regional Office. Additional time to comply with the applicable requirements of 40 CFR Part 60 and 40 CFR Part 61 requires EPA approval, and requests shall be submitted to the TCEQ Houston Regional Office.
- H. All emission sources undergoing stack testing shall operate at their maximum possible rates during all testing. Primary operating parameters that enable determination of the maximum rates shall be monitored and recorded during all stack testing. These parameters are to be determined at the pretest meetings. If any sources are unable to operate at their maximum rates during emission testing, then future rates may be limited to the rates established during testing. If the operational maximum firing rates (MMBtu/hr) exceed by more than 10% those determined during the initial, or most recent successful, test period, stack sampling shall be performed at the new operating conditions no later than 120 days after the initial exceedance. Requests to waive testing for any pollutant identified in this condition shall be submitted to the TCEQ Office of Air, Air Permits Division. Test waivers and alternate equivalent procedure proposals for Title 40 Code of Federal Regulation Part 60 (40CFR Part 60) testing which must have EPA approval shall be submitted to the TCEQ Houston Regional Office. **(11/23)**

- I. Two copies of all final sampling reports shall be forwarded to the TCEQ within 90 days after sampling is completed. Sampling reports shall comply with the attached provisions of Chapter 14 of the TCEQ Sampling Procedures Manual. The reports shall be distributed as follows:
 - J. One copy of each report to the TCEQ Houston Regional Office.
 - K. One copy of each report to the Brazoria County Air Pollution Control Program, Angleton.
29. Initial compliance testing may be waived for those sources authorized by this permit that have existing TCEQ-approved stack emission test data, either from previous initial or continuing compliance testing required by previous permits or Boiler and Industrial Furnace compliance burns required by previous permits, that demonstrates compliance with (1) the permit emission rates and (2) any applicable removal efficiency or destruction and removal efficiency (DRE) as specified in the special conditions of this permit. Except as may be specified in the special conditions of this permit, stack testing performed in accordance with Special Condition No. 28 is required before a source can exceed either the mass emission rate or the firing rate limitations established by the previous permit.

Initial Determination of Compliance

30. Compliance testing of LHC-8 Pyrolysis Furnace F-8 was conducted on June 28, 2000, and June 29, 2000, to demonstrate compliance with NO_x and CO emission limits. The permit holder shall perform additional stack sampling and other testing if requested by the TCEQ Regional Office to establish the actual pattern and quantities of air contaminants being emitted into the atmosphere from any pyrolysis furnace. Except as may be provided for in paragraphs A - D below, all pyrolysis furnace testing shall be performed in accordance with the requirements of Special Condition No. 28.
- A. Air contaminants from the pyrolysis furnaces to be tested for include (but are not limited to) NO_x and CO.
 - B. Fuel gas flow rates in standard cubic feet per minute (scfm), furnace heat duty in MMBtu/hr, coil outlet temperatures in degrees Fahrenheit (F), and furnace oxygen (O₂) levels (wet basis) shall be monitored and recorded during the stack testing.
 - C. At a minimum, stack emission testing shall occur at each of the following furnace operating conditions to demonstrate compliance with the requirements of Special Condition No. 8:
 - (1) Maximum coil outlet temperature (in degrees F), maximum fuel gas usage (scfm and MMBtu/hr), and maximum O₂ levels (wet basis).
 - (2) Maximum fuel gas usage (scfm and MMBtu/hr) and minimum O₂ levels (wet basis).
 - D. After the initial compliance test is completed, stack sampling shall be repeated in accordance with the requirements of this condition every five years. Either one of the Furnaces (F-8 or F-10) may be tested at those time intervals. Future repetitive testing is not applicable to any unit with a NO_x and CO continuous emission monitoring system (CEMS) or predictive emission monitoring system (PEMS).
31. Compliance testing for the LHC-8 Pyrolysis Furnaces was conducted on the following dates: September 7, 1995 on OC6S6 (F6) and July 6, 1995 OC6S7 (F7). Repeat testing for the LHC-8 Pyrolysis Furnaces was conducted on the following dates: June 15, 2000 on OC6S4 (F4); June 21, 2000 on OC6S2 (F2); June 28, 2000 on OC6S1 (F1), OC6S3 (F3), and OC6S4 (F4); and June 29,

2000 on OC6S5 (F5) and OC6S7 (F7). Compliance testing for TOX No. 1 was conducted on March 24-30, 1995. Stack sampling for NO_x and CO emissions from two of the seven original pyrolysis furnaces (EPNs: OC6S1 – OC6S7) and the Thermal Oxidizer (TOX) No. 1, EPN OC6S2000 shall be repeated every five years in conformity with Special Condition No. 28 G. In addition, additional stack emission testing of these sources may be required pursuant to Special Condition No. 28G at the discretion of representatives of the TCEQ Houston Regional Office. Future repetitive testing is not applicable to any unit with a NO_x and CO CEMS, or PEMS. **(11/23)**

Continuous Determination of Compliance

32. The holder of this permit shall install, calibrate, and maintain a CEMS to measure and record the in-stack concentration of CO, NO_x, and O₂ from the Pyrolysis Furnaces (EPNs OC6S1 through OC6S10) and the concentration of O₂ from TOX No. 1 (EPN OC6S2000).

Demonstration of continuous compliance with CEMS/PEMS may be met for these units by compliance with Chapter 117 requirements in lieu of this condition. (PSD)

- A. All CEMS shall meet the design and performance specifications, pass the field tests, and meet the installation requirements and the data analysis and reporting requirements specified in the applicable Performance Specification Nos. 1 through 9, 40 CFR Part 60, Appendix B. If there are no applicable performance specifications in 40 CFR Part 60, Appendix B, contact the TCEQ Office of Air, Air Permits Division in Austin for the requirements to be met.
- B. For sources subject to the quality-assurance requirements of 40 CFR Part 60, Appendix F, the following applies:
- (1) The holder of this permit shall assure that all CEMS meet the applicable quality assurance requirements specified in 40 CFR Part 60, Appendix F, Procedure 1. Relative accuracy exceedances, as specified in 40 CFR Part 60, Appendix F, Section 5.2.3 and any CEMS downtime shall be reported to the TCEQ Houston Regional Director, and necessary corrective action shall be taken. Supplemental stack concentration measurements may be required at the discretion of the TCEQ Houston Regional Director.
 - (2) For sources not subject to the quality-assurance requirements of 40 CFR Part 60, Appendix F, the following applies:

Each system shall be zeroed and spanned daily, and corrective action taken when the 24-hour span drift exceeds two times the amounts specified in the applicable Performance Specification Nos. 1 through 9, 40 CFR Part 60, Appendix B, or as specified by the TCEQ if not specified in Appendix B. Zero and span is not required on weekends and plant holidays if instrument technicians are not normally scheduled on those days.

Each monitor shall be quality-assured at least quarterly using cylinder gas audits (CGA) in accordance with 40 CFR Part 60, Appendix F, Procedure 1, Section 5.1.2, with the following exception: a relative accuracy test audit (RATA) is not required once every four quarters (i.e., four successive quarterly CGA may be conducted). An equivalent quality-assurance method approved by the TCEQ may also be used. Successive quarterly audits shall occur no closer than two months.
 - (3) The requirements of 40 CFR Part 60, Appendix F apply only to those sources for which an NSPS subpart specifically requires both a continuous monitoring system and that

the continuous monitoring system be used to demonstrate compliance with emission limits on a continuous basis.

- C. All CGA exceedances of ± 15 percent accuracy and any CEMS downtime shall be reported to the TCEQ Houston Regional Director, and necessary corrective action shall be taken. Supplemental stack concentration measurements may be required at the discretion of the TCEQ Houston Regional Director.
- D. The monitoring data shall be reduced to hourly average concentrations at least once every day, using a minimum of four equally-spaced data points from each one-hour period. The individual average concentrations shall be reduced to units of the applicable permit allowable emission rate at least once every month.
- E. All monitoring data and quality-assurance data shall be maintained by the source for a period of five years and shall be made available to the TCEQ Executive Director or his designated representative upon request. The data from the CEMS may, at the discretion of the TCEQ, be used to determine compliance with the conditions and emission limitations of this permit.
- F. For monitors required by an applicable NSPS, the TCEQ Houston Regional Office shall be notified at least 30 days prior to any required RATA in order to provide them the opportunity to observe the testing.
- G. Quality assured (or valid) data must be generated when the Pyrolysis Furnaces and TOX No. 1 are operating except during the performance of a daily zero and span check. Loss of valid data due to periods of computer system failure, monitor break down, out of control operation (producing inaccurate data), repair, maintenance, or calibration may be exempted provided it does not exceed 5 percent of the time (in minutes) that the Pyrolysis Furnaces (EPNs OC6S1 through OC6S10) and TOX No. 1 (EPN OC6S2000) operated over the previous rolling 12-month period. The measurements missed shall be estimated using engineering judgment and the methods used recorded. Options to increase system reliability to an acceptable value, including a redundant CEMS, may be required by the TCEQ Regional Director. (PSD)

Recordkeeping Requirements

- 33. The following data shall be recorded and maintained by the permit holder for five years and shall be made available upon request to representatives of the TCEQ, EPA, or any local air pollution control program having jurisdiction. Loss of valid data may be treated as specified in Special Condition No. 32 G:
 - A. Pyrolysis Furnaces (individual records for each Furnace, EPNs OC6S1 through OC6S10):
 - (1) The CEMS/PEMS percent NO_x , CO, and O_2 in stack, hourly average values.
 - (2) The CEMS analyzer maintenance and calibration records.
 - (3) Daily average fuel flow rates in MMBtu HHV/hour.
 - (4) All stack sampling and quarterly quality-assurance data. (PSD)
 - B. Thermal Oxidizer No. 1 (EPN OC6S2000):
 - (1) Percent O_2 in stack, hourly average values.
 - (2) The O_2 analyzer maintenance and calibration records.
 - (3) All stack sampling reports and data.

- (4) Combustion chamber exit temperature records for those periods when the hourly average exit temperature is less than 1650°F.
- C. Cooling Towers (EPN OC6CT800):
 - (1) Monthly sample of cooling tower return water VOC (ppmv and lb/hr).
 - (2) Records of all corrective actions taken for faulty cooling tower equipment.
- D. Fugitives (EPNs OC6FU01, OC6FU11): **(07/21)**
 - (1) LHC-8 equipment excluded from the permitted LHC-8 LDAR program of Special Condition Nos. 18, 19, and 20.
 - (2) List of all non-accessible valves specified in Special Condition No. 19 D.
 - (3) Results of the fugitive monitoring and maintenance program as specified in Special Condition No. 19 M.
 - (4) Repairs and replacements resulting from chlorine and/or hydrogen chloride leaks as specified in Special Condition No. 21.
- E. Storage Tanks (EPNs OC6ST1101A, OC6ST1101B, OC6ST1505, OC6ST1901, and OC6ST1916):
 - (1) Monthly flow in or out of each VOC storage tank.
 - (2) Records of visual inspections as required in Special Condition No. 14 D.
 - (3) Records of VOC emissions as specified in Special Condition No. 14 G including total tons of emissions after control for the previous month and year to date. Emissions shall be calculated as specified in Special Condition No. 14 I.
- F. Diesel Engine (EPN OC6GE03): **(07/21)**
 - (1) Records of hours of operation each month
- G. Sulfur in Fuel Gas and Feedstocks:
 - (1) Records of the total sulfur concentration in fuels, process streams, and feedstocks as required by Special Condition No. 13.
 - (a) Natural Gas: grains of sulfur per 100 standard cubic feet (scf) measured initially and annually during the first quarter of each year, and
 - (b) Feedstocks/Process Streams: ppm sulfur measured within 90 days of first use and then annually during the first quarter of each year when used, or
 - (2) In lieu of the feedstock and natural gas testing specified above, a copy of the natural gas or feedstock purchase contract or purchase specification that indicates the natural gas and feedstock stream sulfur content to be used with flowrate data to demonstrate compliance as required by (1) (a) of this condition.
- H. Documentation sufficient to demonstrate compliance with the emission rates listed on the attached table entitled "Emission Sources – Maximum Allowable Emission Rates."

Netting and Offsets

- 34. This Nonattainment New Source Review (NNSR) permit (N264; NSR amendment application, PI-1 dated May 21, 2019 and as updated) is issued/approved based on the requirement that the permit holder offset the project emission increase for facilities authorized by this permit prior to the

commencement of operation, through participation in the TCEQ Emission Banking and Trading (EBT) Program in accordance with the rules in 30 TAC Chapter 101, Subchapter H. **(08/20)**

35. The permit holder shall use 31.2 tons per year (tpy) of NO_x credits to offset the 26.00 tpy NO_x project emission increase for the facilities authorized by this permit at a ratio of 1.20 to 1.0. **(08/20)**
36. Prior to the commencement of operation, the permit holder shall obtain approval from the TCEQ EBT Program for the credits being used and then submit a permit alteration or amendment request to the TCEQ Air Permits Division (and copy the TCEQ Regional Office) to identify approved credits by TCEQ credit certificate number. **(08/20)**

Flare Coordination

37. NSR Permit 20432 authorizes only the emissions from The Dow Chemical Company's Light Hydrocarbons (LHC)-8 Unit. Braskem America, Inc.'s NSR Permit 37884 utilizes flares contained in NSR 20432 that are owned by The Dow Chemical Company. Texas Emissions Inventory emissions from NSR Permit 20432 are reported only by The Dow Chemical Company and do not include emissions from NSR 37884. Contemporaneous netting analysis as a result of Federal Prevention of Significant Deterioration and Nonattainment applicability for NSR Permit 20432 are completed by The Dow Chemical Company and do not include considerations of Braskem America, Inc. or NSR 37884. **(08/20)**

Maintenance, Startup, and Shutdown

38. This permit authorizes emissions from those points listed in the attached table entitled "Emission Sources - Maximum Allowable Emission Rates" (MAERT), Attachment A, Attachment B, and Attachment C of the Special Conditions and the facilities covered by this permit are authorized to emit subject to the emission rate limits on the MAERT and other requirements specified in the special conditions. **(07/21)**
39. This permit authorizes emissions from the following temporary facilities used to support planned MSS activities at permanent site facilities: portable thermal oxidizer (EPN OC6TOT) identified in Special Condition No. 46. Emissions from temporary facilities are authorized provided the temporary facility (a) does not remain on the plant site for more than 12 consecutive months, (b) is used solely to support planned MSS activities at the permanent site facilities listed in this Attachment, and (c) does not operate as a replacement for an existing authorized facility.

Attachment A identifies the inherently low emitting MSS activities that may be performed at the plant. Emissions from activities identified in Attachment A shall be considered to be equal to the potential to emit represented in the permit application. The estimated emissions from the activities listed in Attachment A must be revalidated annually. This revalidation shall consist of the estimated emissions for each type of activity and the basis for that emission estimate.

Routine maintenance activities, as identified in Attachment B may be tracked through the work orders or equivalent. Emissions from activities identified in Attachment B shall be calculated using the number of work orders or equivalent that month and the emissions associated with that activity identified in the permit application.

The performance of each planned MSS activity not identified in Attachments A or B and the emissions associated with it shall be recorded and include at least the following information: **(07/21)**

- A. The process unit at which emissions from the MSS activity occurred, including the emission point number and common name of the process unit;
 - B. The type of planned MSS activity and the reason or the planned activity;
 - C. The common name and the facility identification number, if applicable, of the facilities at which the MSS activity and emissions occurred;
 - D. The date and time of the MSS activity and its duration;
 - E. The estimated quantity of each air contaminant, or mixture of air contaminants, emitted with the data and methods used to determine it. The emissions shall be estimated using the methods identified in the permit application, consistent with good engineering practices.
40. Process units and facilities, with the exception of those identified in Special Conditions 43, 44, Attachment A and Attachment B shall be depressurized, emptied, degassed, and placed in service in accordance with the following requirements. **(8/24)**
- A. The process equipment shall be depressurized to a control device or a controlled recovery system prior to venting to atmosphere, degassing, or draining liquid. Equipment that only contains material that is liquid with VOC partial pressure less than 0.50 psi at the normal process temperature and 95°F may be opened to atmosphere and drained in accordance with paragraph C of this special condition. The vapor pressure at 95°F may be used if the actual temperature of the liquid is verified to be less than 95°F and the temperature is recorded.
 - B. If mixed phase materials must be removed from process equipment, the cleared material shall be routed to a knockout drum or equivalent to allow for managed initial phase separation. If the VOC partial pressure is greater than 0.50 psi at either the normal process temperature or 95°F, any vents in the system must be routed to a control device or a controlled recovery system. The vapor pressure at 95°F may be used if the actual temperature of the liquid is verified to be less than 95°F and the temperature is recorded. Control must remain in place until degassing has been completed or the system is no longer vented to atmosphere.
 - C. All liquids from process equipment or storage vessels must be removed to the maximum extent practical prior to opening equipment to commence degassing and/or maintenance. Liquids must be drained into a closed vessel or closed liquid recovery system unless prevented by the physical configuration of the equipment. If it is necessary to drain liquid into an open pan or sump, the liquid must be covered or transferred to a covered vessel within one hour of being drained.
 - D. If the VOC partial pressure is greater than 0.50 psi at the normal process temperature or 95°F, facilities shall be degassed using good engineering practice to ensure air contaminants are removed from the system through the control device or controlled recovery system to the extent allowed by process equipment or storage vessel design. The vapor pressure at 95°F may be used if the actual temperature of the liquid is verified to be less than 95°F and the temperature is recorded. The facilities to be degassed shall not be vented directly to atmosphere, except as necessary to establish isolation of the work area or to monitor VOC concentration following controlled depressurization. The venting shall be minimized to the maximum extent practicable and actions taken recorded. The control device or recovery system utilized shall be recorded with the estimated emissions from controlled and uncontrolled degassing calculated using the methods that were used to determine allowable emissions for the permit application.

- (1) The locations and/or identifiers where the purge gas or steam enters the process equipment or storage vessel and the exit points for the exhaust gases shall be recorded (process flow diagrams [PFDs] or piping and instrumentation diagrams [P&IDs] may be used to demonstrate compliance with the requirement). If the process equipment is purged with a gas, two system volumes of purge gas must have passed through the control device or controlled recovery system before the vent stream may be sampled to verify acceptable VOC concentration prior to uncontrolled venting. The VOC sampling and analysis shall be performed using an instrument meeting the requirements of Special Condition 41. The sampling point shall be upstream of the inlet to the control device or controlled recovery system. The sample ports and the collection system must be designed and operated such that there is no air leakage into the sample probe or the collection system downstream of the process equipment or vessel being purged. If there is not a connection (such as a sample, vent, or drain valve) available from which a representative sample may be obtained, a sample may be taken upon entry into the system after degassing has been completed. The sample shall be taken from inside the vessel so as to minimize any air or dilution from the entry point. The facilities shall be degassed to a control device or controlled recovery system until the VOC concentration is less than 10,000 ppmv or 10 percent of the LEL. Documented site procedures used to de-inventory equipment to a control device for safety purposes (i.e., hot work or vessel entry procedures) that achieve at least the same level of purging may be used in lieu of the above.

E. Gases and vapors with VOC partial pressure greater than 0.50 psi may be vented directly to atmosphere if all the following criteria are met:

- (1) It is not technically practicable to depressurize or degas, as applicable, into the process.
- (2) There is not an available connection to a plant control system (flare).
- (3) There is no more than 50 lb of air contaminant to be vented to atmosphere during shutdown or startup, as applicable.

All instances of venting directly to atmosphere per Special Condition 40.E must be documented when occurring as part of any MSS activity. The emissions associated with venting without control must be included in the work order or equivalent for those planned MSS activities identified in Attachment B.

41. Air contaminant concentration shall be measured using an instrument/detector meeting one set of requirements specified below. **(07/21)**

A. VOC concentration shall be measured using an instrument meeting all the requirements specified in EPA Method 21 (40 CFR 60, Appendix A) with the following exceptions:

- (1) The instrument shall be calibrated within 24 hours of use with a calibration gas such that the response factor (RF) of the VOC (or mixture of VOCs) to be monitored shall be less than 2.0. The calibration gas and the gas to be measured, and its approximate (RF) shall be recorded. If the RF of the VOC (or mixture of VOCs) to be monitored is greater than 2.0, the VOC concentration shall be determined as follows:

VOC Concentration = Concentration as read from the instrument*RF

In no case should a calibration gas be used such that the RF of the VOC (or mixture of VOCs) to be monitored is greater than 5.0.

- (2) Sampling shall be performed as directed by this permit in lieu of section 8.3 of Method 21. During sampling, data recording shall not begin until after two times the instrument response time. The date and time shall be recorded, and VOC concentration shall be monitored for at least 5 minutes, recording VOC concentration each minute. As an alternative the VOC concentration may be monitored over a five-minute period with an instrument designed to continuously measure concentration and record the highest concentration read. The highest measured VOC concentration shall be recorded and shall not exceed the specified VOC concentration limit prior to uncontrolled venting.
 - B. Colorimetric gas detector tubes may be used to determine air contaminant concentrations if they are used in accordance with the following requirements.
 - (1) The air contaminant concentration measured as defined in Special Condition 41.B(3) is less than 80 percent of the range of the tube and is at least 20 percent of the maximum range of the tube.
 - (2) The tube is used in accordance with the manufacturer's guidelines.
 - (3) At least 2 samples taken at least 5 minutes apart must satisfy the following prior to uncontrolled venting:

measured contaminant concentration (ppmv) < release concentration.

Where the release concentration is:

10,000*mole fraction of the total air contaminants present that can be detected by the tube.

The mole fraction may be estimated based on process knowledge. The release concentration and basis for its determination shall be recorded.
 - C. Records shall be maintained of the tube type, range, measured concentrations, and time the samples were taken.
 - D. Lower explosive limit measured with a lower explosive limit detector.
 - (1) The detector shall be calibrated within 30 days of use with a certified pentane gas standard at 25% of the lower explosive limit (LEL) for pentane. Records of the calibration date/time and calibration result (pass/fail) shall be maintained.
 - (2) A functionality test shall be performed on each detector within 24 hours of use with a certified gas standard at 25% of the LEL for pentane. The LEL monitor shall read no lower than 90% of the calibration gas certified value. Records, including the date/time and test results, shall be maintained.
 - (3) A certified methane gas standard equivalent to 25% of the LEL for pentane may be used for calibration and functionality tests provided that the LEL response is within 95% of that for pentane.
42. This condition applies only to piping and components subject to leak detection and repair monitoring requirements identified in the permit. Each open-ended valve or line shall be equipped with an appropriately sized cap, blind flange, plug, or a second valve to seal the line. Except during sampling, both valves shall be closed. If the isolation of equipment for hot work or the removal of a component for repair or replacement results in an open ended line or valve, it is exempt from the requirement to install a cap, blind flange, plug, or second valve for 72 hours. If the repair or replacement is not completed within 72 hours, the permit holder must complete either of the following actions within that time period; **(07/21)**

- A. a cap, blind flange, plug, or second valve must be installed on the line or valve; or
 - B. the open-ended valve or line shall be monitored once for leaks above background for a plant or unit turnaround lasting up to 45 days with an approved gas analyzer and the results recorded. For all other situations, the open-ended valve or line shall be monitored once by the end of the 72 hours period following the creation of the open ended line and monthly thereafter with an approved gas analyzer and the results recorded. For turnarounds and all other situations, leaks are indicated by readings of 500 ppmv and must be repaired within 24 hours or a cap, blind flange, plug, or second valve must be installed on the line or valve.
43. This permit authorizes emissions from EPNs OC6ST1101A, OC6ST1101B, OC6ST1901, and OC6ST1905 for the storage tanks identified in the permit application during planned floating roof landings. Tank roofs may only be landed for changes of tank service or tank inspection/maintenance as identified in the permit application. Emissions from change of service tank landings, for which the tank is not cleaned and degassed, shall not exceed 10 tons of VOC in any rolling 12 month period. Tank roof landings include all operations when the tank floating roof is on its supporting legs. These emissions are subject to the maximum allowable emission rates indicated on the MAERT. The following requirements apply to tank roof landings. **(07/21)**
- A. The tank liquid level shall be continuously lowered after the tank floating roof initially lands on its supporting legs until the tank has been drained to the maximum extent practicable without entering the tank. Liquid level may be maintained steady for a period of up to two hours if necessary to allow for valve lineups and pump changes necessary to drain the tank. This requirement does not apply where the vapor under a floating roof is routed to control or a controlled recovery system during this process.
 - B. If the VOC partial pressure of the liquid previously stored in the tank is greater than 0.50 psi at 95°F, tank refilling or degassing of the vapor space under the landed floating roof must begin within 24 hours after the tank has been drained unless the vapor under the floating roof is routed to control or a controlled recovery system during this period. The tank shall not be opened except as necessary to set up for degassing and cleaning. Floating roof tanks with liquid capacities less than 100,000 gallons may be degassed without control if the VOC partial pressure of the standing liquid in the tank has been reduced to less than 0.02 psia prior to ventilating the tank. Controlled degassing of the vapor space under landed roofs shall be completed as follows:
 - (1) Any gas or vapor removed from the vapor space under the floating roof must be routed to a control device or a controlled recovery system and controlled degassing must be maintained until the VOC concentration is less than 10,000 ppmv or 10 percent of the LEL. The locations and identifiers of vents other than permanent roof fittings and seals, control device or controlled recovery system, and controlled exhaust stream shall be recorded. There shall be no other gas/vapor flow out of the vapor space under the floating roof when degassing to the control device or controlled recovery system.
 - (2) The vapor space under the floating roof shall be vented using good engineering practice to ensure air contaminants are flushed out of the tank through the control device or controlled recovery system to the extent allowed by the storage tank design.
 - (3) A volume of purge gas equivalent to twice the volume of the vapor space under the floating roof must have passed through the control device or into a controlled recovery system, before the vent stream may be sampled to verify acceptable VOC concentration. The measurement of purge gas volume shall not include any make-up

air introduced into the control device or recovery system. The VOC sampling and analysis shall be performed as specified in Special Condition 41.

- (4) The sampling point shall be upstream of the inlet to the control device or controlled recovery system. The sample ports and the collection system must be designed and operated such that there is no air leakage into the sample probe or the collection system downstream of the process equipment or vessel being purged.
 - (5) Degassing must be performed every 24 hours unless there is no standing liquid in the tank or the VOC partial pressure of the remaining liquid in the tank is less than 0.15 psia.
- C. The tank shall not be opened or ventilated without control, except as allowed by (1) or (2) below until one of the criteria in part D of this condition is satisfied.
- (1) Minimize air circulation in the tank vapor space.
 - (a) One manway may be opened to allow access to the tank to remove or de-volatilize the remaining liquid. Other manways or access points may be opened as necessary to remove or de-volatilize the remaining liquid. Wind barriers shall be installed at all open manways and access points to minimize air flow through the tank.
 - (b) Access points shall be closed when not in use
- D. The tank may be opened without restriction and ventilated without control, after all standing liquid has been removed from the tank or the liquid remaining in the tank has a VOC partial pressure less than 0.02 psia. These criteria shall be demonstrated in any one of the following ways.
- (1) Low VOC partial pressure liquid that is soluble with the liquid previously stored may be added to the tank to lower the VOC partial pressure of the liquid mixture remaining in the tank to less than 0.02 psia. This liquid shall be added during tank degassing if practicable. The estimated volume of liquid remaining in the drained tank and the volume and type of liquid added shall be recorded. The liquid VOC partial pressure may be estimated based on this information and engineering calculations.
 - (2) If water is added or sprayed into the tank to remove standing VOC, one of the following must be demonstrated:
 - (a) Take a representative sample of the liquid remaining in the tank and verify no visible sheen using the static sheen test from 40 CFR 435 Subpart A Appendix 1.
 - (b) Take a representative sample of the liquid remaining in the tank and verify hexane soluble VOC concentration is less than 1000 ppmw using EPA method 1664 (may also use 8260B or 5030 with 8015 from SW-846).
 - (c) Stop ventilation and close the tank for at least 24 hours. When the tank manway is opened after this period, verify VOC concentration is less than 1000 ppmv through the procedure in Special Condition 41.
 - (3) No standing liquid verified through visual inspection.

The permit holder shall maintain records to document the method used to release the tank.
- E. Tanks shall be refilled as rapidly as practicable until the roof is off its legs with the following exception:

- (1) The vapor space below the tank roof is directed to a control device when the tank is refilled until the roof is floating on the liquid. The control device used and the method and locations used to connect the control device shall be recorded. All vents from the tank being filled must exit through the control device.
- F. The occurrence of each roof landing and the associated emissions shall be recorded and the rolling 12-month tank roof landing emissions shall be updated on a monthly basis. These records shall include at least the following information:
 - (1) the identification of the tank and emission point number, and any control devices or recovery systems used to reduce emissions;
 - (2) the reason for the tank roof landing;
 - (3) for the purpose of estimating emissions, the date, time, and other information specified for each of the following events:
 - (a) the roof was initially landed,
 - (b) all liquid was pumped from the tank to the extent practical,
 - (c) start and completion of controlled degassing, and total volumetric flow,
 - (d) all standing liquid was removed from the tank or any transfers of low VOC partial pressure liquid to or from the tank including volumes and vapor pressures to reduce tank liquid VOC partial pressure to <0.02 psi,
 - (e) if there is liquid in the tank, VOC partial pressure of liquid, start and completion of uncontrolled degassing, and total volumetric flow,
 - (f) refilling commenced, liquid filling the tank, and the volume necessary to float the roof; and
 - (g) tank roof off supporting legs, floating on liquid;
 - (4) the estimated quantity of each air contaminant, or mixture of air contaminants, emitted between events c and g with the data and methods used to determine it. The emissions associated with roof landing activities shall be calculated using the methods described in Sections 7.1.3.3 and 7.1.3.4 of AP-42 "Compilation of Air Pollution Emission Factors, Chapter 7 – Liquid Storage Tanks" dated March 2020 and the permit application.
44. Fixed roof storage tanks are subject to the requirements of Special Condition 43.C and 43.D. If the ventilation of the vapor space is controlled, the emission control system shall meet the requirements of Special Condition 43.B.(1) through 43.B.(4). Records shall be maintained per Special Condition 43.F.(3)c through 43.F.(3)e, and 43.F.(4). **(07/21)**
45. Additional occurrences of MSS activities authorized by this permit may be authorized under permit by rule only if conducted in compliance with this permit's procedures, emission controls, monitoring, and recordkeeping requirements applicable to the activity. **(07/21)**
46. Control devices required by this permit for emissions from planned MSS activities are limited to those types identified in this condition. Control devices shall be operated with no visible emissions except periods not to exceed a total of five minutes during any two consecutive hours. Each device used must meet all the requirements identified for that type of control device. **(07/21)**

- A. The plant flare system (EPNs OC6F1 and OC2F500):
- (1) The heating value and velocity requirements in 40 CFR 60.18 shall be satisfied during operations authorized by this permit.
 - (2) The flare shall be operated with a flame present at all times and/or have a constant pilot flame. The pilot flame shall be continuously monitored by a thermocouple or an infrared monitor. The time, date, and duration of any loss of pilot flame shall be recorded. Each monitoring device shall be accurate to, and shall be calibrated at a frequency in accordance with, the manufacturer's specifications.
 - (3) All flares shall operate in accordance to Special Condition No. 23.
- B. A portable thermal oxidizer (EPN OC6TOT) shall be used for control of the external floating roof degassing emissions and meet the following requirements:
- (1) The thermal oxidizer firebox exit temperature shall be maintained at not less than 1400°F and waste gas flows shall be limited to assure at least a 0.5 second residence time in the fire box while waste gas is being fed into the oxidizer.
 - (2) The thermal oxidizer exhaust temperature shall be continuously monitored and recorded when waste gas is directed to the oxidizer. The temperature measurements shall be made at intervals of six minutes or less and recorded at that frequency.
- The temperature measurement device shall be installed, calibrated, and maintained according to accepted practice and the manufacturer's specifications. The device shall have an accuracy of the greater of ± 0.75 percent of the temperature being measured expressed in degrees Celsius or $\pm 2.5^\circ\text{C}$.

Date: August 6, 2024

Permit 20432, N274, and PSDTX994M2

Attachment A

Inherently Low Emitting Activities

Activity	Emissions				
	VOC	NO _x	CO	PM	H ₂ S/SO ₂
Instrument, analyzer maintenance	x				
Relief device maintenance	x				

Date: September 9, 2024

Permit 20432, N274, and PSDTX994M2

Attachment B

Routine Maintenance Activities

The following planned maintenance activities are for isolated piping that has been depressured and purged to the process:

Line breaks, small piping (≤ 0.04 ft³ physical internal volume)

Line breaks, large piping (≤ 0.39 ft³ physical internal volume)

Pipe opening (≤ 8.73 ft³ physical internal volume)

Pump opening (≤ 5 ft³ physical internal volume)

Compressor opening (≤ 50 ft³ physical internal volume)

Date: July 23, 2021

Permit 20432, N264, and PSDTX994M2

Attachment C

MSS Activity Summary

Facilities	Description	Emissions Activity	EPN
All process drums, exchanges, towers	Cleared and degassed for planned maintenance opening	Vent to atmosphere	OC6MEFU1
Tanks V-1101A, V-1101B, V-1901, V-1905	Equipment opening	Vent to atmosphere	OC6MEFU1
Tanks V-1101A, V-1101B, V-1901, V-1905	Standing idle losses ¹	Vent to atmosphere	OC6MEFU1
Tank V-1905	Equipment degassing for Tank V-1905 ^{1, 2}	Vent to atmosphere	OC6MEFU1
Tanks V-1101A, V-1101B, V-1901	Equipment degassing ¹	Degassing to portable thermal oxidizer	OC6TOT
Isolated Piping and Components in LHC-8	Purged piping and components opened for maintenance and repair	Vent to atmosphere	OC6MEFU1

¹Emissions from standing idle losses and degassing are not included in the annual emissions summary for Attachment C activities. These tanks are only landed for inspection purposes on a 10-year frequency.

²Emissions from V-1905 are represented to be degassed to atmosphere, however for operational flexibility they could be degassed to the portable thermal oxidizer. The current representation for the portable thermal oxidizer is considered to be worst case.

Date: July 23, 2021

Permit 20432, N264, and PSDTX994M2

Attachment D

Authorization Incorporation

The following sources and/or activities are incorporated in this permit.

Authorization	Date Authorized	Source or Activity
AMOC No. 62	September 21, 2022	Allows compliance with the process vent provisions of 40 CFR 63, Subpart YY and bypass provisions of 40 CFR 63 Subpart SS to meet the requirements of 40 CFR 60 Subpart NNN and Subpart RRR based on conservatively calculating all VOC emissions as HAPs regardless of actual HAP concentration, flow rate, or any regulatory exclusions. Steam-assisted flares are required to comply with calibration requirements specified in Table 13 to 40 CFR 63 Subpart CC.
AMOC No. 175	May 7, 2021	The monitoring and testing requirements of 30 TAC 115, Subchapter H, Division 1: HRVOC Vent Gas Control, §115.725(c) and §115.726(c) requires PRVs not controlled by a flare to be monitored by a continuous monitoring system on the pressure relief valve or in the associated process system. AMOC 175 allows these requirements to be waived upon the installation of flare gas recovery system.

Date: March 07, 2023

Emission Sources - Maximum Allowable Emission Rates

Permit Numbers 20432, N264, and PSDTX994M2

This table lists the maximum allowable emission rates and all sources of air contaminants on the applicant's property covered by this permit. The emission rates shown are those derived from information submitted as part of the application for permit and are the maximum rates allowed for these facilities, sources, and related activities. Any proposed increase in emission rates may require an application for a modification of the facilities covered by this permit.

Air Contaminants Data

Emission Point No. (1)	Source Name (2)	Air Contaminant Name (3)	Emission Rates	
			lbs/hour	TPY (4)
Routine Emissions				
OC6S1	Pyrolysis Furnace, F1	CO	28.51	-
		NOx	38.54	-
		SO2	0.54	-
		PM	2.27	-
		PM ₁₀	2.27	-
		PM _{2.5}	2.27	-
		VOC (6)	2.08	-
		Ethylene	0.27	-
OC6S2	Pyrolysis Furnace, F2	CO	28.51	-
		NOx	38.54	-
		SO2	0.54	-
		PM	2.27	-
		PM ₁₀	2.27	-
		PM _{2.5}	2.27	-
		VOC (6)	2.08	-
		Ethylene	0.27	-
OC6S3	Pyrolysis Furnace, F3	CO	28.51	-
		NOx	38.54	-
		SO2	0.54	-
		PM	2.27	-
		PM ₁₀	2.27	-
		PM _{2.5}	2.27	-
		VOC (6)	2.08	-
		Ethylene	0.27	-

Emission Sources - Maximum Allowable Emission Rates

Emission Point No. (1)	Source Name (2)	Air Contaminant Name (3)	Emission Rates	
			lbs/hour	TPY (4)
OC6S4	Pyrolysis Furnace, F4	CO	28.51	-
		NOx	38.54	-
		SO2	0.54	-
		PM	2.27	-
		PM ₁₀	2.27	-
		PM _{2.5}	2.27	-
		VOC (6)	2.08	-
		Ethylene	0.27	-
OC6S5	Pyrolysis Furnace, F5	CO	28.51	-
		NOx	38.54	-
		SO2	0.54	-
		PM	2.27	-
		PM ₁₀	2.27	-
		PM _{2.5}	2.27	-
		VOC (6)	2.08	-
		Ethylene	0.27	-
OC6S6	Pyrolysis Furnace, F6	CO	28.51	-
		NOx	38.54	-
		SO2	0.54	-
		PM	2.27	-
		PM ₁₀	2.27	-
		PM _{2.5}	2.27	-
		VOC (6)	2.08	-
		Ethylene	0.27	-
OC6S7	Pyrolysis Furnace, F7	CO	28.51	-
		NOx	38.54	-
		SO2	0.54	-
		PM	2.27	-
		PM ₁₀	2.27	-

Emission Sources - Maximum Allowable Emission Rates

Emission Point No. (1)	Source Name (2)	Air Contaminant Name (3)	Emission Rates	
			lbs/hour	TPY (4)
		PM _{2.5}	2.27	-
		VOC (6)	2.08	-
		Ethylene	0.27	-
OC6S8	Pyrolysis Furnace, F8	CO	25.89	-
		NO _x	22.75	-
		SO ₂	0.49	-
		PM	2.10	-
		PM ₁₀	2.10	-
		PM _{2.5}	2.10	-
		VOC (6)	1.89	-
		Ethylene	0.25	-
OC6S9	Pyrolysis Furnace, F9	CO	29.59	-
		NO _x	26.00	-
		SO ₂	0.56	-
		PM	2.08	-
		PM ₁₀	2.08	-
		PM _{2.5}	2.08	-
		VOC (6)	2.16	-
		Ethylene	0.28	-
OC6S10	Pyrolysis Furnace, F10	CO	25.89	-
		NO _x	22.75	-
		SO ₂	0.49	-
		PM	2.10	-
		PM ₁₀	2.10	-
		PM _{2.5}	2.10	-
		VOC (6)	1.89	-
		Ethylene	0.25	-
OC6S1, OC6S2, OC6S3, OC6S4, OC6S5, OC6S6,	Furnace Source Group Cap (Does not include F-9 decoking)	CO	-	195.82
		NO _x	-	857.60

Emission Sources - Maximum Allowable Emission Rates

Emission Point No. (1)	Source Name (2)	Air Contaminant Name (3)	Emission Rates	
			lbs/hour	TPY (4)
OC6S7, OC6S8, OC6S9, and OC6S10		SO ₂	-	4.50
		PM	-	43.86
		PM ₁₀	-	43.86
		PM _{2.5}	-	43.86
		VOC (6)	-	60.77
		Ethylene	-	2.07
OC6F902	FS-902 Tank Farm Vent Flare	CO	3.19	10.04
		NO _x	1.58	4.95
		SO ₂	0.52	1.63
		VOC	1.16	4.09
OC6F1018	FS-1018 Vent Flare #1	CO	37.53	19.97
		NO _x	7.37	3.92
		SO ₂	0.27	0.07
		VOC (6)	17.55	2.44
		Ethylene	2.06	0.63
		Propylene	2.07	0.29
OC6F1	FS-1 Elevated Flare (8)	CO	272.27	-
		NO _x	53.43	-
		SO ₂	11.46	-
		VOC (6)	148.14	-
		Ethylene	143.90	-
		Propylene	138.12	-
OC2F500	GF-500 Multipoint Ground Flare (8)	CO	117.91	-
		NO _x	23.14	-
		SO ₂	10.68	-
		VOC (6)	145.16	-
		Ethylene	143.90	-
		Propylene	138.12	-
OC6F1, OC2F500	Flare Source Group Cap (7)	CO	-	187.47

Emission Sources - Maximum Allowable Emission Rates

Emission Point No. (1)	Source Name (2)	Air Contaminant Name (3)	Emission Rates	
			lbs/hour	TPY (4)
		NO _x (NA)	-	36.79
		SO ₂	-	0.92
		VOC (6)	-	25.18
		Ethylene	-	8.65
		Propylene	-	5.33
OC6S2000	FX-2000 Thermal Oxidizer (8)	CO	1.00	4.38
		NO _x	1.50	6.57
		SO ₂	10.59	0.43
		PM	0.07	0.33
		PM ₁₀	0.07	0.33
		PM _{2.5}	0.07	0.33
		VOC (6)	0.54	0.93
		Ethylene	0.20	0.39
		Propylene	0.20	0.20
OC6ST1101A	Storage Tank V-1101A	VOC	3.61	-
OC6ST1101B	Storage Tank V-1101B	VOC	3.61	-
OC6ST1901	Storage Tank V-1901	VOC	2.25	-
OC6ST1905	Storage Tank V-1905	VOC	1.84	-
OC6ST1101A, OC6ST1101B, OC6ST1901, OC6ST1905	Storage Tanks Source Group Cap	VOC	-	23.50
OC6V1005	Storage Tank V-1005	VOC	0.04	<0.01
OC6CT800	CT-800 Cooling Tower	VOC	4.54	15.90
		PM	3.65	6.74
		PM ₁₀	0.57	2.48
		PM _{2.5}	<0.01	0.03
OC6FU01	Process Area Fugitives (5)	VOC	9.05	-
		Cl ₂	<0.01	-
		HCl	<0.01	-

Emission Sources - Maximum Allowable Emission Rates

Emission Point No. (1)	Source Name (2)	Air Contaminant Name (3)	Emission Rates	
			lbs/hour	TPY (4)
OC6FU11	South Tank Farm #1 Fugitives (5)	VOC	0.65	-
OC6FU01, OC6FU11	Fugitive Source Group Cap (5)	VOC	-	42.46
		Cl ₂	-	0.04
		HCl	-	0.01
OC6GE03	Emergency Diesel Generator	CO	2.34	0.12
		NO _x	10.85	0.54
		SO ₂	0.72	0.04
		PM	0.77	0.04
		PM ₁₀	0.77	0.04
		PM _{2.5}	0.77	0.04
		VOC	0.86	0.04
OC6SC01	OC-602 Degreasing	VOC	0.31	1.34
OC6V1	Decoking vent F-9	CO	94.50	2.55
		PM	21.00	0.54
		PM ₁₀	21.00	0.54
		PM _{2.5}	21.00	0.54
Furnace Source Group Cap, Flare Source Group Cap, Storage Tanks Source Group Cap, Fugitive Source Group Cap, OC6F902, OC6F1018, OC6S2000, OC6V1005, OC6CT800, OC6GE03, OC6SC01, and OC6V1	Routine Emissions Compliance Cap	CO	396.94	263.20
		NO _x	277.82	877.40
		SO ₂	17.55	5.17
		PM	47.64	50.27
		PM ₁₀	47.64	50.27
		PM _{2.5}	47.64	50.27
		VOC	66.74	129.60
		Cl ₂	0.01	0.04
		HCl	0.01	0.01
Maintenance, Startup, and Shutdown Emissions				
OC6S1	Pyrolysis Furnace F1 MSS	CO	224.42	-
OC6S2	Pyrolysis Furnace F2 MSS	CO	224.42	-

Emission Sources - Maximum Allowable Emission Rates

Emission Point No. (1)	Source Name (2)	Air Contaminant Name (3)	Emission Rates	
			lbs/hour	TPY (4)
OC6S3	Pyrolysis Furnace F3 MSS	CO	224.42	-
OC6S4	Pyrolysis Furnace F4 MSS	CO	224.42	-
OC6S5	Pyrolysis Furnace F5 MSS	CO	224.42	-
OC6S6	Pyrolysis Furnace F6 MSS	CO	224.42	-
OC6S7	Pyrolysis Furnace F7 MSS	CO	224.42	-
OC6S8	Pyrolysis Furnace F8 MSS	CO	224.42	-
OC6S9	Pyrolysis Furnace F9 MSS	CO	224.42	-
OC6S10	Pyrolysis Furnace F10 MSS	CO	224.42	-
OC6F1	Flare MSS (FS-1)	CO	4927.07	-
		NO _x	956.35	-
		SO ₂	0.45	-
		VOC (6)	8762.00	-
		Ethylene	3120.00	-
		Propylene	1200.00	-
OC2F500	Flare MSS (GF-500)	CO	1168.39	-
		NO _x	225.75	-
		SO ₂	0.45	-
		VOC (6)	1432.05	-
		Ethylene	834.95	-
		Propylene	660.00	-
OC6F1, OC2F500	Flare MSS Emissions Annual Cap	CO	-	78.90
		NO _x	-	15.32
		SO ₂	-	<0.01
		VOC (6)	-	74.74

Emission Sources - Maximum Allowable Emission Rates

Emission Point No. (1)	Source Name (2)	Air Contaminant Name (3)	Emission Rates	
			lbs/hour	TPY (4)
		Ethylene	-	37.11
		Propylene	-	22.15
OC6S9	Furnace Purge, H-9	CO	0.01	0.01
		VOC	0.04	0.01
OC6MEFU1	Attachment A Activities	VOC	0.09	0.01
	Attachment B Activities	VOC	3.65	0.11
	Equipment Opening (Attachment C)	VOC	283.73	0.49
OC6TOT	Portable Thermal Oxidizer	CO	1.00	0.20
		NO _x	1.20	0.24
		PM	0.08	0.02
		PM ₁₀	0.08	0.02
		PM _{2.5}	0.08	0.02
		SO ₂	0.07	0.04
		VOC	1.64	0.12

- (1) Emission point identification - either specific equipment designation or emission point number from plot plan.
- (2) Specific point source name. For fugitive sources, use area name or fugitive source name.
- (3) VOC - volatile organic compounds as defined in Title 30 Texas Administrative Code § 101.1
NO_x - total oxides of nitrogen
SO₂ - sulfur dioxide
PM - total particulate matter, suspended in the atmosphere, including PM₁₀ and PM_{2.5}, as represented
PM₁₀ - total particulate matter equal to or less than 10 microns in diameter, including PM_{2.5}, as represented
PM_{2.5} - particulate matter equal to or less than 2.5 microns in diameter
CO - carbon monoxide
Cl₂ - Chlorine
HCl - Hydrogen Chloride
- (4) Compliance with annual emission limits (tons per year) is based on a 12-month rolling period.
- (5) Emission rate is an estimate and is enforceable through compliance with the applicable special condition(s) and permit application representations.
- (6) VOC emission rates include the ethylene and/or propylene HRVOC emissions.

Emission Sources - Maximum Allowable Emission Rates

- (7) The flare emissions authorized through this Permit are only the emissions from The Dow Chemical Company's Light Hydrocarbons (LHC)-8 Unit. Emissions resulting from the waste stream from Braskem America, Inc.'s NSR Permit 37884 controlled by any of the flares are authorized and reported by Braskem America, Inc.
- (8) The flare emissions authorized under project 342900 are in effect until the implementation of the Flare Gas Recovery project. Once this project is implemented, these emissions (DMDS emissions from D-91) should only be routed to Thermal Oxidizer (EPN OC6S2000).

Date: September 23, 2022



Texas Commission on Environmental Quality Air Quality Permit

A Permit Is Hereby Issued To
The Dow Chemical Company
Authorizing the Construction and Operation of
Dow Texas Operations Freeport
Located at Freeport, Brazoria County, Texas
Latitude 28.996944 Longitude -95.346666

Permits: 144784 and PSDTX994M1

Amendment Date: July 16, 2025

Expiration Date: April 16, 2029



For the Commission

1. **Facilities** covered by this permit shall be constructed and operated as specified in the application for the permit. All representations regarding construction plans and operation procedures contained in the permit application shall be conditions upon which the permit is issued. Variations from these representations shall be unlawful unless the permit holder first makes application to the Texas Commission on Environmental Quality (commission) Executive Director to amend this permit in that regard and such amendment is approved. [Title 30 Texas Administrative Code (TAC) Section 116.116 (30 TAC § 116.116)]¹
2. **Voiding of Permit.** A permit or permit amendment is automatically void if the holder fails to begin construction within 18 months of the date of issuance, discontinues construction for more than 18 months prior to completion, or fails to complete construction within a reasonable time. Upon request, the executive director may grant an 18-month extension. Before the extension is granted the permit may be subject to revision based on best available control technology, lowest achievable emission rate, and netting or offsets as applicable. One additional extension of up to 18 months may be granted if the permit holder demonstrates that emissions from the facility will comply with all rules and regulations of the commission, the intent of the Texas Clean Air Act (TCAA), including protection of the public's health and physical property; and (b)(1) the permit holder is a party to litigation not of the permit holder's initiation regarding the issuance of the permit; or (b)(2) the permit holder has spent, or committed to spend, at least 10 percent of the estimated total cost of the project up to a maximum of \$5 million. A permit holder granted an extension under subsection (b)(1) of this section may receive one subsequent extension if the permit holder meets the conditions of subsection (b)(2) of this section. [30 TAC § 116.120]
3. **Construction Progress.** Start of construction, construction interruptions exceeding 45 days, and completion of construction shall be reported to the appropriate regional office of the commission not later than 15 working days after occurrence of the event. [30 TAC § 116.115(b)(2)(A)]
4. **Start-up Notification.** The appropriate air program regional office shall be notified prior to the commencement of operations of the facilities authorized by the permit in such a manner that a representative of the commission may be present. The permit holder shall provide a separate notification for the commencement of operations for each unit of phased construction, which may involve a series of units commencing operations at different times. Prior to operation of the facilities authorized by the permit, the permit holder shall identify the source or sources of allowances to be utilized for compliance with Chapter 101, Subchapter H, Division 3 of this title (relating to Mass Emissions Cap and Trade Program). [30 TAC § 116.115(b)(2)(B)]
5. **Sampling Requirements.** If sampling is required, the permit holder shall contact the commission's Office of Compliance and Enforcement prior to sampling to obtain the proper data forms and procedures. All sampling and testing procedures must be approved by the executive director and coordinated with the regional representatives of the commission. The permit holder is also responsible for providing sampling facilities and conducting the sampling operations or contracting with an independent sampling consultant. [30 TAC § 116.115(b)(2)(C)]
6. **Equivalency of Methods.** The permit holder must demonstrate or otherwise justify the equivalency of emission control methods, sampling or other emission testing methods, and monitoring methods proposed as alternatives to methods indicated in the conditions of the permit. Alternative methods shall be applied for in writing and must be reviewed and approved by the executive director prior to their use in fulfilling any requirements of the permit. [30 TAC § 116.115(b)(2)(D)]
7. **Recordkeeping.** The permit holder shall maintain a copy of the permit along with records containing the information and data sufficient to demonstrate compliance with the permit, including production records and

operating hours; keep all required records in a file at the plant site. If, however, the facility normally operates unattended, records shall be maintained at the nearest staffed location within Texas specified in the application; make the records available at the request of personnel from the commission or any air pollution control program having jurisdiction in a timely manner; comply with any additional recordkeeping requirements specified in special conditions in the permit; and retain information in the file for at least two years following the date that the information or data is obtained. [30 TAC § 116.115(b)(2)(E)]

8. **Maximum Allowable Emission Rates.** The total emissions of air contaminants from any of the sources of emissions must not exceed the values stated on the table attached to the permit entitled "Emission Sources-- Maximum Allowable Emission Rates." [30 TAC § 116.115(b)(2)(F)]¹
9. **Maintenance of Emission Control.** The permitted facilities shall not be operated unless all air pollution emission capture and abatement equipment is maintained in good working order and operating properly during normal facility operations. The permit holder shall provide notification in accordance with 30 TAC §101.201, 101.211, and 101.221 of this title (relating to Emissions Event Reporting and Recordkeeping Requirements; Scheduled Maintenance, Startup, and Shutdown Reporting and Recordkeeping Requirements; and Operational Requirements). [30 TAC§ 116.115(b)(2)(G)]
10. **Compliance with Rules.** Acceptance of a permit by an applicant constitutes an acknowledgment and agreement that the permit holder will comply with all rules and orders of the commission issued in conformity with the TCAA and the conditions precedent to the granting of the permit. If more than one state or federal rule or regulation or permit condition is applicable, the most stringent limit or condition shall govern and be the standard by which compliance shall be demonstrated. Acceptance includes consent to the entrance of commission employees and agents into the permitted premises at reasonable times to investigate conditions relating to the emission or concentration of air contaminants, including compliance with the permit. [30 TAC § 116.115(b)(2)(H)]
11. **This** permit may not be transferred, assigned, or conveyed by the holder except as provided by rule. [30 TAC § 116.110(e)]
12. **There** may be additional special conditions attached to a permit upon issuance or modification of the permit. Such conditions in a permit may be more restrictive than the requirements of Title 30 of the Texas Administrative Code. [30 TAC § 116.115(c)]
13. **Emissions** from this facility must not cause or contribute to "air pollution" as defined in Texas Health and Safety Code (THSC) §382.003(3) or violate THSC § 382.085. If the executive director determines that such a condition or violation occurs, the holder shall implement additional abatement measures as necessary to control or prevent the condition or violation.
14. **The** permit holder shall comply with all the requirements of this permit. Emissions that exceed the limits of this permit are not authorized and are violations of this permit.¹

¹ Please be advised that the requirements of this provision of the general conditions may not be applicable to greenhouse gas emissions.

Common Acronyms in Air Permits

°C = Temperature in degrees Celsius	GLC _{max} = maximum (predicted) ground-level concentration
°F = Temperature in degrees Fahrenheit	gpm = gallon per minute
°K = Temperature in degrees Kelvin	gr/1000scf = grain per 1000 standard cubic feet
µg = microgram	gr/dscf = grain per dry standard cubic feet
µg/m ³ = microgram per cubic meter	H ₂ CO = formaldehyde
acfm = actual cubic feet per minute	H ₂ S = hydrogen sulfide
AMOC = alternate means of control	H ₂ SO ₄ = sulfuric acid
AOS = alternative operating scenario	HAP = hazardous air pollutant as listed in § 112(b) of the Federal Clean Air Act or Title 40 Code of Federal Regulations Part 63, Subpart C
AP-42 = Air Pollutant Emission Factors, 5th edition	HC = hydrocarbons
APD = Air Permits Division	HCl = hydrochloric acid, hydrogen chloride
API = American Petroleum Institute	Hg = mercury
APWL = air pollutant watch list	HGB = Houston/Galveston/Brazoria
BPA = Beaumont/ Port Arthur	hp = horsepower
BACT = best available control technology	hr = hour
BAE = baseline actual emissions	IFR = internal floating roof tank
bbl = barrel	in H ₂ O = inches of water
bbl/day = barrel per day	in Hg = inches of mercury
bhp = brake horsepower	IR = infrared
BMP = best management practices	ISC3 = Industrial Source Complex, a dispersion model
Btu = British thermal unit	ISCST3 = Industrial Source Complex Short-Term, a dispersion model
Btu/scf = British thermal unit per standard cubic foot or feet	K = Kelvin; extension of the degree Celsius scaled-down to absolute zero
CAA = Clean Air Act	LACT = lease automatic custody transfer
CAM = compliance-assurance monitoring	LAER = lowest achievable emission rate
CEMS = continuous emissions monitoring systems	lb = pound
cfm = cubic feet (per) minute	lb/day = pound per day
CFR = Code of Federal Regulations	lb/hr = pound per hour
CN = customer ID number	lb/MMBtu = pound per million British thermal units
CNG = compressed natural gas	LDAR = Leak Detection and Repair (Requirements)
CO = carbon monoxide	LNG = liquefied natural gas
COMS = continuous opacity monitoring system	LPG = liquefied petroleum gas
CPMS = continuous parametric monitoring system	LT/D = long ton per day
DFW = Dallas/ Fort Worth (Metroplex)	m = meter
DE = destruction efficiency	m ³ = cubic meter
DRE = destruction and removal efficiency	m/sec = meters per second
dscf = dry standard cubic foot or feet	MACT = maximum achievable control technology
dscfm = dry standard cubic foot or feet per minute	MAERT = Maximum Allowable Emission Rate Table
ED = (TCEQ) Executive Director	MERA = Modeling and Effects Review Applicability
EF = emissions factor	mg = milligram
EFR = external floating roof tank	mg/g = milligram per gram
EGU = electric generating unit	mL = milliliter
EI = Emissions Inventory	MMBtu = million British thermal units
ELP = El Paso	MMBtu/hr = million British thermal units per hour
EPA = (United States) Environmental Protection Agency	MSDS = material safety data sheet
EPN = emission point number	MSS = maintenance, startup, and shutdown
ESL = effects screening level	MW = megawatt
ESP = electrostatic precipitator	NAAQS = National Ambient Air Quality Standards
FCAA = Federal Clean Air Act	NESHAP = National Emission Standards for Hazardous Air Pollutants
FCCU = fluid catalytic cracking unit	NGL = natural gas liquids
FID = flame ionization detector	NNSR = nonattainment new source review
FIN = facility identification number	NO _x = total oxides of nitrogen
ft = foot or feet	NSPS = New Source Performance Standards
ft/sec = foot or feet per second	
g = gram	
gal/wk = gallon per week	
gal/yr = gallon per year	
GLC = ground level concentration	

PAL = plant-wide applicability limit
PBR = Permit(s) by Rule
PCP = pollution control project
PEMS = predictive emission monitoring system
PID = photo ionization detector
PM = periodic monitoring
PM = total particulate matter, suspended in the atmosphere, including PM₁₀ and PM_{2.5}, as represented
PM_{2.5} = particulate matter equal to or less than 2.5 microns in diameter
PM₁₀ = total particulate matter equal to or less than 10 microns in diameter, including PM_{2.5}, as represented
POC = products of combustion
ppb = parts per billion
ppm = parts per million
ppmv = parts per million (by) volume
psia = pounds (per) square inch, absolute
psig = pounds (per) square inch, gage
PTE = potential to emit
RA = relative accuracy
RATA = relative accuracy test audit
RM = reference method
RVP = Reid vapor pressure
scf = standard cubic foot or feet
scfm = standard cubic foot or feet (per) minute
SCR = selective catalytic reduction
SIL = significant impact levels
SNCR = selective non-catalytic reduction
SO₂ = sulfur dioxide
SOCMI = synthetic organic chemical manufacturing industry
SRU = sulfur recovery unit
TAC = Texas Administrative Code
TCAA = Texas Clean Air Act
TCEQ = Texas Commission on Environmental Quality
TD = Toxicology Division
TLV = threshold limit value
TMDL = total maximum daily load
tpd = tons per day
tpy = tons per year
TVP = true vapor pressure
VOC = volatile organic compounds as defined in Title 30 Texas Administrative Code § 101.1
VRU = vapor recovery unit or system

Special Conditions

Permit Numbers 144784 and PSDTX994M1

1. This permit authorizes the Light Hydrocarbon 7 (LHC-7) facility located at the Dow Chemical Company's Plant B in Freeport, Brazoria County. All emission sources authorized by this permit are shown on the attached table entitled "Emission Sources-Maximum Allowable Emission Rates," and those sources are limited to the emission limits and other conditions specified in that attached table.
2. Non-fugitive emissions from relief valves, safety valves, or rupture discs of gases containing volatile organic compounds (VOC) at a concentration of greater than 1 percent are not authorized by this permit unless authorized on the MAERT. Any releases directly to atmosphere from relief valves, safety valves, or rupture discs of gases containing VOC at a concentration greater than 1 weight percent are not consistent with good practice for minimizing emissions.

Federal Applicability

3. These facilities shall comply with all applicable requirements of the U.S. Environmental Protection Agency (EPA) regulations on Standards of Performance for New Stationary Sources promulgated in Title 40 Code of Federal Regulations Part 60 (40 CFR Part 60):
 - A. Subpart A, General Provisions.
 - B. Subpart VV, Standards for Synthetic Organic Chemical Manufacturing Industry (SOCMI) VOC Equipment Leaks
 - C. Subpart RRR, Standards for VOC Emissions from SOCMI Reactor Processes
4. These facilities shall comply with all applicable requirements of the U.S. EPA regulations on National Emission Standards for Hazardous Air Pollutants (NESHAPs) in 40 CFR Part 61:
 - A. Subpart A, General Provisions
 - B. Subpart J, Standards for Equipment Leaks of Benzene
 - C. Subpart V, Standards for Equipment Leaks
 - D. Subpart FF, Standards for Benzene Waste Operations
5. These facilities shall comply with all applicable requirements of the U.S. EPA regulations on NESHAPs for Source Categories in 40 CFR Part 63: **(07/25)**
 - A. Subpart A, General Provisions
 - B. Subpart SS, National Emission Standards for Closed Vent Systems, Control Devices, Recovery Devices and Routing to a Fuel Gas System or a Process (as referenced by Subpart YY)
 - C. Subpart UU, Emission Standards for Equipment Leaks
 - D. Subpart XX, National Emission Standards for Ethylene Manufacturing Process Units: Heat Exchange Systems and Waste Operations (as referenced by Subpart YY)
 - E. Subpart YY, General MACT Standards
 - F. Subpart GGGGG, Standards for Site Remediation
 - G. Subpart ZZZZ, National Emissions Standards for Hazardous Air Pollutants for Stationary Reciprocating Internal Combustion Engines

6. If any condition of this permit is more stringent than the applicable regulations in Special Condition Nos. 3, 4, and 5, then for the purposes of complying with this permit, the permit shall govern and be the standard by which compliance shall be demonstrated.

Emission Standards and Operational Limitations

7. Emissions from the LHC-7 Pyrolysis Furnace Nos. H1 through H5 (EPNs B72SH1 through B72SH5) shall not exceed the following rates during routine (non-MSS) operations:
 - A. NO_x emissions:
 - (1) hourly average of 0.06 lb/MMBtu and
 - (2) 12-month rolling average of 0.05 lb/MMBtu.
 - B. CO emissions:
 - (1) hourly average of 100 parts per million (ppmv) and
 - (2) 12-month rolling average of 20 ppmv
 - C. The following definitions apply to pyrolysis furnaces operations:
 - (1) Startup means the period beginning when fuel is first introduced to the furnace, during either initial startup or following a shutdown; and ending when the furnace rate exceeds 125 MMBtu/hr and the hydrocarbon feed rate exceeds 50,000 lb/hr.
 - (2) Shutdown means the period beginning when the furnace rate is below 125 MMBtu/hr and hydrocarbon feed rate is below 50,000 lb/hr and ending when all fuel feed is removed from stopped to the furnace.
 - (3) Decoking means the period beginning when air is introduced to the furnace cracking coils for the purpose of decoking and ending when decoking air is removed.
 - (4) Transition from decoking to routine means operations occurring when the furnace is firing at or below 125 MMBtu/hr (HHV) and the hydrocarbon feed rate is below 50,000 lb/hr.
 - (5) Hot steam standby means operations occurring when the furnace is firing at or below 50% of its design firing rate and no hydrocarbon feed is being charged to the furnace, and the furnace is not in startup or shutdown.
 - D. Each furnace shall comply with emission rates listed on the MAERT at all times.
(PSD)
8. Except for those periods described in 30 TAC § 111.111(a)(1)(E), opacity of emissions from all sources authorized by this permit shall meet one of the following conditions:
 - A. Opacity of emissions from all sources authorized by this permit shall not exceed 10 percent averaged over a six-minute period.
 - B. Opacity of emissions from each of the pyrolysis furnaces shall not exceed 5 percent averaged over a six-minute period.
9. Records shall be recorded and maintained for the maximum hourly and annual average fuel flow rates in MMBtu HHV/hour.

Fuel to the Pyrolysis Furnaces may include recovered flare gas from the flare gas recovery system (FGRS) as represented in the Alternative Method of Compliance (AMOC) No. 175 referenced in Attachment D of this permit. When the FGRS gas is routed to the furnaces, it shall be included in the MMBtu determination required by this Special Condition, and it shall comply with Special Condition No. 11. **(07/25)**

- 10. The Emergency Generator (EPN B72GE01) will operate for no more than 100 hours per year. Monthly records of the hours of operation shall be maintained. **(PSD)**

Sulfur Specifications

- 11. If any concentrations of sulfur and/or hydrogen sulfide (H₂S) in fuel gas, process, and feedstock streams combusted exceed the following levels based on the sampling frequency designated in paragraphs (A) (1) and (2) of this condition or determined using another calculated method, then additional records shall be maintained to demonstrate that no emission rate on the MAERT is exceeded throughout the duration of the exceedance of the maximum concentration: **(07/25)**

Fuel/Feedstock/Process Stream	Maximum Concentration
Natural Gas	0.5 grain sulfur/100 scf
Pyrolysis Furnace Off-Gas Fuel	0.1 ppm H ₂ S
Cracked Gas (following Dryer)	0.1 ppm H ₂ S
LPG/Feedstock	1,000 ppm sulfur

- A. Records shall be kept of the total sulfur concentration in fuels, process streams, and feedstocks combusted as required to show compliance with this condition.
 - (1) Natural Gas: grains of sulfur per 100 standard cubic feet (scf) measured initially and annually during the first quarter of each year, and
 - (2) Feedstocks/Process Streams: ppm sulfur measured within 90 days of first use and then annually during the first quarter of each year when used, or
 - (3) The dimethyl disulfide (DMDS) emissions routed to the FGRS during vessel depads shall be calculated to demonstrate compliance with the MAERT. **(07/25)**
- B. In lieu of the feedstock and natural gas testing specified above in A (1) and (2), a copy of the natural gas or feedstock purchase contract or purchase specification that indicates the natural gas and feedstock stream sulfur content along with flowrate data can be used to demonstrate compliance with this condition.

Flares

- 12. Flares shall be designed and operated in accordance with the following requirements:
 - A. The flare system shall be designed such that the combined flare vent gas and total steam to the flare meets the 40 CFR § 63.670 specifications for minimum combustion zone net heating value and maximum tip velocity at all times that flare vent gas is directed to the flare for at least 15 minutes. Flared gas actual exit velocity, vent gas net heating value, and flared gas combustion zone net heating value shall be determined in accordance with 40 CFR

§63.670(k), §63.670(l), and §63.670(m) on a 15-minute block average and recorded at least once every 15 minutes.

The heating value and velocity requirements shall be satisfied during operations authorized by this permit. Flare testing per 40 CFR § 60.18(f) may be requested by the appropriate regional office to demonstrate compliance with these requirements. **(07/25)**

- B. The flares shall be operated with a pilot or flare flame present at all times when regulated material is routed to the flare. The pilot or flare flame shall be continuously monitored by a thermocouple, infrared monitor, or ultraviolet monitor. The time, date, and duration of any loss of pilot or flare flame shall be recorded. Each monitoring device shall be accurate to and shall be calibrated at a frequency in accordance with the manufacturer's specifications. **(07/25)**
- C. The flares shall be operated with no visible emissions except during periods not to exceed a total of five minutes during any two consecutive hours. This condition shall be demonstrated and recorded per the requirements in §63.670(h). **(07/25)**
- D. For the elevated flare, FS-1 (EPN B60F3), the permit holder shall install flow monitors that continuously measure, calculate, and record the total volumetric vent stream flow rate (including waste gas, purge gas, supplemental gas, and sweep gas), and shall install a monitoring system capable of determining the concentration of individual components in the flare vent gas or the net heating value of the flare vent gas. The flow monitor sensor and analyzer sample points shall be installed in the vent stream such that the total vent stream to the flare is measured and analyzed.

If one or more gas streams that combine to comprise the total flare vent gas flow are monitored separately for net heating value and flow, the 15-minute block average net heating value shall be determined separately for each measurement location and a flow-weighted average of the gas stream net heating values shall be used to determine the 15-minute block average net heating value of the cumulative flare vent gas.

The owner or operator shall install, operate, calibrate, and maintain a monitoring system capable of continuously calculating, and recording the total volumetric flow rate of assist steam used with the flare. The elevated flare, FS-1 (EPN B60F3), is equipped with a steam mass flowmeter. Mass flow is measured continuously and converted to volumetric flow.

The monitors shall be calibrated or have a calibration check performed as specified in Table 13 of the appendix to 40 CFR §63, Subpart CC to meet the following accuracy specifications:

- the vent flow monitor shall be ± 20 percent of flow rate at velocities ranging from 0.03 to 0.3 meters per second (0.1 to 1 feet per second) or ± 5 percent of flow rate at velocities greater than 0.3 meters per second (1 feet per second),
- all other gas flow monitors shall be ± 5 percent over the normal range of flow measured or 280 liters per minute (10 cubic feet per minute), whichever is greater,
- temperature monitor shall be ± 1 percent over the normal range of temperature measured, expressed in degrees Celsius (C), or 2.8 degrees C, whichever is greater, and
- pressure monitor shall be ± 5 percent over the normal operating range or 0.12 kilopascals (0.5 inches of water column), whichever is greater.

For purposes of this permit, a calibration check means, at a minimum, using a second device or method to check that the monitor is accurate as specified in the permit.

For determination of net heating value by gas chromatograph, the minimum accuracy shall be as specified in Performance Specification 9 of 40 CFR Part 60, appendix B except that:

- A single daily mid-level calibration check can be used (rather than triplicate analysis),
- The multi-point calibration can be conducted quarterly (rather than monthly), and
- The sampling line temperature must be maintained at a minimum temperature of 60 degrees C (rather than 120 degrees C).

Gas chromatograph composition monitoring instruments shall be calibrated, installed, and operated as specified in 40 CFR §63.671(e) and Table 13 of 40 CFR Part 63, Subpart CC. Individual component properties specified in Table 12 of Subpart CC shall apply to net heating value calculations.

For determination of net heating value by continuous process mass spectrometer, the minimum accuracy; composition monitoring; calibration; installation; operation and maintenance shall be done in accordance with 40 CFR §63.1103(e)(4)(viii).

The small flare, (EPN B72F1), shall be equipped with a calorimeter that provides a record of the net heating value of the vent stream flow to the flare. The sample point shall be installed in the vent stream as near as possible to the flare inlet such that the total vent stream to the flare is measured and analyzed. Readings shall be taken at least once every 15 minutes and the average hourly values of the Btu content shall be recorded each hour.

The calorimeter shall have an accuracy of at least $\pm 2\%$ of span and be calibrated, installed, operated, and maintained, as specified in Table 13 of the appendix to 40 CFR Part 63, Subpart CC to continuously measure and record the net heating value of the gas sent to the flare, in British thermal units/standard cubic foot of the gas. **(07/25)**

Contaminant	Assist Type	Waste Gas Stream Net Heating Value	Emissions Factor
NOx	Steam	High Btu	0.0485 lb/MMBtu
		Low Btu	0.068 lb/MMBtu
	Unassisted	High Btu	0.138 lb/MMBtu
		Low Btu	0.0641 lb/MMbtu
CO	Steam	High Btu	0.3503 lb/MMBtu
		Low Btu	0.3465 lb/MMBtu
	Unassisted	High Btu	0.2755 lb/MMBtu
		Low Btu	0.5496 lb/MMBtu
SOx	Natural Gas (Pilot Gas and Supplemental Fuel)	Contract maximum of 0.5 gr/100scf or lower.	

	Waste Gas	0 – 50 ppm, wt
VOC	Natural Gas (Pilot Gas)	5.5 lb/MMscf fuel
	Vent Gas	99% for certain compounds up to three carbons, 98% otherwise

Note: High Btu: >1,000 Btu/scf, Low Btu:<1,000 Btu/scf

- E. Quality assured (or valid) data must be generated during periods that the specified flare is operating. Loss of valid data due to periods of monitor break down, out-of-control operation (producing inaccurate data), repair, maintenance, or calibration is exempted provided it does not exceed 5 percent of the time (in hours) that the flare operated over the previous rolling 12-month period. The measurements missed shall be estimated using engineering judgment and the methods used recorded. **(07/25)**
- F. Pilot and supplemental (fuel) gas combusted in the flares shall be sweet natural gas containing no more than 0.5 grains of total sulfur per 100 dry standard cubic feet (dscf). **(07/25)**
- G. The following requirements apply to the capture system for elevated flare, FS-1 (EPN B60F3)
- (1) Conduct a once a month visual, audible, and/or olfactory inspection of the capture system to verify there are no leaking components in the capture system; or
 - (2) Once a year, verify the capture system is leak-free by inspecting in accordance with 40 CFR Part 60, Appendix A, Test Method 21. Leaks shall be indicated by an instrument reading greater than or equal to 500 ppmv above background.
 - (3) Comply with either of the following requirements: **(04/23)**
 - (a) Install a flow indicator that records and verifies zero flow at least once every fifteen minutes immediately downstream of each valve that if opened would allow a vent stream to bypass the control device and be emitted, either directly or indirectly, to the atmosphere; or
 - (b) Once a month, inspect the valves, verifying that the position of the valves and the condition of the car seals prevent flow out the bypass.

A bypass does not include authorized analyzer vents, highpoint bleeder vents, and low point drains.

The flare gas recovery system (FGRS) as represented in the Alternative Method of Compliance (AMOC) No. 175 referenced in Attachment D of this permit is an authorized alternative to the elevated flare, FS-1 (EPN B60F3).
- H. Hourly mass emission rates for NOx and CO shall be determined using the monitoring equipment dictated in Paragraph D of this Special Condition and the emission factors specified in Paragraph D of this Special Condition. For the net heating value determination, the theoretical net heating value for hydrogen (274 BTU/scf) may be used to determine actual emissions. Hourly mass emission rates for SOx and VOC shall be determined using the appropriate monitored or determined flow rates and emission factors specified in Paragraph D of this Special Condition. Record calculated values. **(07/25)**

Cooling Tower

13. The LHC-7 Cooling Tower (EPN B72CT1) shall be monitored in accordance with the following conditions. Corrective action shall be taken when the VOC concentration in the combined water return at the cooling tower exceeds 50 parts per billion (ppb) as required by TCEQ approved sampling methods:

A. The cooling tower water shall be monitored monthly for VOC leakage from heat exchangers in accordance with the requirements of the TCEQ Sampling Procedures Manual, Appendix P (dated January 2003 or a later edition) or another air stripping method approved by the TCEQ Executive Director.

B. Cooling tower water VOC concentrations above 50 ppb indicate faulty equipment. Equipment shall be maintained so as to minimize VOC emissions into the cooling water. Faulty equipment shall be repaired at the earliest opportunity but no later than the next scheduled shutdown of the process unit in which the leak occurs.

Emissions from the cooling tower are not authorized if the VOC concentration of the water returning to the cooling tower exceeds 500 ppb. The VOC concentrations above 500 ppb are not subject to extensions for delay of repair under this permit condition. The results of the monitoring and maintenance efforts shall be recorded.

C. Cooling Tower Water Systems subject to 40 CFR § 63.104(b) HON or subject to 40 CFR §63.1086 of Subpart XX may be monitored monthly for VOC leakage from heat exchangers in accordance with these requirements.

D. Faulty equipment shall be repaired at the earliest opportunity but no later than the next scheduled shutdown of the process unit in which the leak occurs. Results of the monitoring and maintenance effort shall be recorded

E. Cooling towers shall each be equipped with drift eliminators having manufacturer's design assurance of 0.0008% drift or less. Drift eliminators shall be maintained and inspected at least annually. The permit holder shall maintain records of all inspections and repairs.

F. Total dissolved solids (TDS) shall not exceed 8040 parts per million by weight (ppmw). Dissolved solids in the cooling water drift are considered to be emitted as PM, PM₁₀, and PM_{2.5} as represented in the permit application calculations.

G. Cooling towers shall be analyzed for particulate emissions using one of the following methods:

(1) Cooling water shall be sampled at least once per day for total dissolved solids (TDS); or

(2) TDS monitoring may be reduced to weekly if conductivity is monitored daily and TDS is calculated using a ratio of TDS-to-conductivity (in ppmw per $\mu\text{mho/cm}$ or ppmw/siemens). The ratio of TDS-to-conductivity shall be determined by concurrently monitoring TDS and conductivity on a weekly basis. The permit holder may use the average of two consecutive TDS-to-conductivity ratios to calculate daily TDS; or

(3) TDS monitoring may be reduced to quarterly if conductivity is monitored daily and TDS is calculated using a correlation factor established for each cooling tower. The correlation factor shall be the average of nine consecutive weekly TDS-to-conductivity ratios determined using C(2) above provided the highest ratio is not more than 10% larger than the smallest ratio.

- (4) The permit holder shall validate the TDS-to-conductivity correlation factor once each calendar quarter. If the ratio of concurrently sampled TDS and conductivity is more than 10% higher or lower than the established factor, the permit holder shall increase TDS monitoring to weekly until a new correlation factor can be established.
- H. Cooling water sampling shall be representative of the cooling tower feed water and shall be conducted using approved methods.
- (1) The analysis method for TDS shall be EPA Method 160.1, ASTM D5907, or SM 2540 C [SM - 19th edition of Standard Methods for Examination of Water]. Water samples should be capped upon collection and transferred to a laboratory area for analysis.
 - (2) The analysis method for conductivity shall be either ASTM D1125-14 Test Method A (field or routine laboratory testing) or ASTM D1125-14 Test Method B (continuous monitor). The analysis may be conducted at the sample site or with a calibrated process conductivity meter. If a conductivity meter is used, it shall be calibrated at least annually. Documentation of the method and any associated calibration records shall be maintained.
 - (3) Alternate sampling and analysis methods may be used to comply with D(1) and D(2) with written approval from the TCEQ Regional Director.
 - (4) Records of all instrument calibrations and test results and process measurements used for the emission calculations shall be retained.
- I. Emission rates of PM, PM₁₀ and PM_{2.5} shall be calculated using the measured TDS and the ratio or correlation of TDS to conductivity measurements, the design drift rate and the daily maximum and average actual cooling water circulation rate for the short term and annual average rates. Alternately, the design maximum circulation rate may be used for all calculations. Emission records shall be updated monthly.

Fugitives

Piping, Valves, Connectors, Pumps, Agitators, and Compressors – 28VHP

14. Except as may be provided for in the Special Conditions of this permit, the following requirements apply to the process equipment within the LHC-7 Fugitive Area (EPN B72FU1)
- A. The requirements of paragraphs F and G shall not apply (1) where the VOC has an aggregate partial pressure or vapor pressure of less than 0.044 pounds per square inch, absolute (psia) at 68°F or (2) operating pressure is at least 5 kilopascals (0.725 psi) below ambient pressure. Equipment excluded from this condition shall be identified in a list or by one of the methods described below to be made readily available upon request.
- The exempted components may be identified by one or more of the following methods:
- piping and instrumentation diagram (PID);
 - a written or electronic database or electronic file;
 - color coding;
 - a form of weatherproof identification; or
 - designation of exempted process unit boundaries.

- B. Construction of new and reworked piping, valves, pump systems, and compressor systems shall conform to applicable American National Standards Institute (ANSI), American Petroleum Institute (API), American Society of Mechanical Engineers (ASME), or equivalent codes.
- C. New and reworked underground process pipelines shall contain no buried valves such that fugitive emission monitoring is rendered impractical. New and reworked buried connectors shall be welded.
- D. To the extent that good engineering practice will permit, new and reworked valves and piping connections shall be so located to be reasonably accessible for leak-checking during plant operation. Difficult-to-monitor and unsafe-to-monitor valves, as defined by Title 30 Texas Administrative Code Chapter 115 (30 TAC Chapter 115), shall be identified in a list to be made readily available upon request. The difficult-to-monitor and unsafe-to-monitor valves may be identified by one or more of the methods described in Paragraph A above. If an unsafe to monitor component is not considered safe to monitor within a calendar year, then it shall be monitored as soon as possible during safe to monitor times. A difficult to monitor component for which quarterly monitoring is specified may instead be monitored annually.
- E. New and reworked piping connections shall be welded or flanged. Screwed connections are permissible only on piping smaller than two-inch diameter. Gas or hydraulic testing of the new and reworked piping connections at no less than operating pressure shall be performed prior to returning the components to service or they shall be monitored for leaks using an approved gas analyzer within 15 days of the components being returned to service. Adjustments shall be made as necessary to obtain leak-free performance. Connectors shall be inspected by visual, audible, and/or olfactory means at least weekly by operating personnel walk-through.

Each open-ended valve or line shall be equipped with an appropriately sized cap, blind flange, plug, or a second valve to seal the line. Except during sampling, both valves shall be closed. If the isolation of equipment for hot work or the removal of a component for repair or replacement results in an open-ended line or valve, it is exempt from the requirement to install a cap, blind flange, plug, or second valve for 72 hours. If the repair or replacement is not completed within 72 hours, the permit holder must complete either of the following actions within that time period;

- (1) a cap, blind flange, plug, or second valve must be installed on the line or valve;
or
 - (2) the open-ended valve or line shall be monitored once for leaks above background for a plant or unit turnaround lasting up to 45 days with an approved gas analyzer and the results recorded. For all other situations, the open-ended valve or line shall be monitored once within the 72-hour period following the creation of the open-ended line and monthly thereafter with an approved gas analyzer and the results recorded. For turnarounds and all other situations, leaks are indicated by readings of 500 ppmv and must be repaired within 24 hours or a cap, blind flange, plug, or second valve must be installed on the line or valve.
- F. Accessible valves shall be monitored by leak-checking for fugitive emissions at least quarterly using an approved gas analyzer. Sealless/leakless valves (including, but not limited to, welded bonnet bellows and diaphragm valves) and relief valves equipped with a rupture disc upstream or venting to a control device are not required to be monitored. If a relief valve is equipped with rupture disc, a pressure-sensing device shall be installed between the relief valve and rupture disc to monitor disc integrity.

A check of the reading of the pressure-sensing device to verify disc integrity shall be performed at least quarterly and recorded in the unit log or equivalent. Pressure-sensing devices that are continuously monitored with alarms are exempt from recordkeeping requirements specified in this paragraph. All leaking discs shall be replaced at the earliest opportunity but no later than the next process shutdown.

The gas analyzer shall conform to requirements listed in Method 21 of 40 CFR part 60, appendix A. The gas analyzer shall be calibrated with methane. In addition, the response factor of the instrument for a specific VOC of interest shall be determined and meet the requirements of Section 8 of Method 21. If a mixture of VOCs is being monitored, the response factor shall be calculated for the average composition of the process fluid. A calculated average is not required when all of the compounds in the mixture have a response factor less than 10 using methane. If a response factor less than 10 cannot be achieved using methane, then the instrument may be calibrated with one of the VOC to be measured or any other VOC so long as the instrument has a response factor of less than 10 for each of the VOC to be measured.

Replacements for leaking components shall be re-monitored within 15 days of being placed back into VOC service.

- G. Except as may be provided for in the special conditions of this permit, all pump, compressor, and agitator seals shall be monitored with an approved gas analyzer at least quarterly or be equipped with a shaft sealing system that prevents or detects emissions of VOC from the seal. Seal systems designed and operated to prevent emissions or seals equipped with automatic seal failure detection and alarm system need not be monitored. These seal systems may include (but are not limited to) dual pump seals with barrier fluid at higher pressure than process pressure, seals degassing to vent control systems kept in good working order, or seals equipped with an automatic seal failure detection and alarm system. Submerged pumps or sealless pumps (including, but not limited to, diaphragm, canned, or magnetic-driven pumps) may be used to satisfy the requirements of this condition and need not be monitored.
- H. Damaged or leaking valves or connectors found to be emitting VOC in excess of 500 parts per million by volume (ppmv) or found by visual inspection to be leaking (e.g., dripping process fluids) shall be tagged and replaced or repaired. Damaged or leaking pump, compressor, and agitator seals found to be emitting VOC in excess of 2,000 ppmv or found by visual inspection to be leaking (e.g., dripping process fluids) shall be tagged and replaced or repaired. A first attempt to repair the leak must be made within 5 days and a record of the attempt shall be maintained.
- I. A leaking component shall be repaired as soon as practicable, but no later than 15 days after the leak is found. If the repair of a component would require a unit shutdown that would create more emissions than the repair would eliminate, the repair may be delayed until the next scheduled shutdown. All leaking components which cannot be repaired until a scheduled shutdown shall be identified for such repair by tagging within 15 days of the detection of the leak. A listing of all components that qualify for delay of repair shall be maintained on a delay of repair list. The cumulative daily emissions from all components on the delay of repair list shall be estimated by multiplying by 24 the mass emission rate for each component calculated in accordance with the instructions in 30 TAC 115.782 (c)(1)(B)(i)(II). The calculations of the cumulative daily emissions from all components on the delay of repair list shall be updated within ten days of when the latest leaking component is added to the delay of repair list. When the cumulative daily emission rate of all components on the delay of repair list times the number of days until the next scheduled unit shutdown is

equal to or exceeds the total emissions from a unit shut down as calculated in accordance with 30 TAC 115.782 (c)(1)(B)(i)(I), the TCEQ Regional Manager and any local programs shall be notified and may require early unit shut down or other appropriate action based on the number and severity of tagged leaks awaiting shutdown. This notification shall be made within 15 days of making this determination.

- J. Records of repairs shall include date of repairs, repair results, justification for delay of repairs, and corrective actions taken for all components. Records of instrument monitoring shall indicate dates and times, test methods, and instrument readings. The instrument monitoring record shall include the time that monitoring took place for no less than 95% of the instrument readings recorded. Records of physical inspections shall be noted in the operator's log or equivalent.
 - K. Alternative monitoring frequency schedules of 30 TAC 115.352 - 115.359 or National Emission Standards for Organic Hazardous Air Pollutants, 40 CFR Part 63, Subpart H, may be used in lieu of Items F through G of this condition.
 - L. Compliance with the requirements of this condition does not assure compliance with requirements of 30 TAC Chapter 115, an applicable New Source Performance Standard (NSPS), or an applicable National Emission Standard for Hazardous Air Pollutants (NESHAPS) and does not constitute approval of alternative standards for these regulations.
15. In addition to the weekly physical inspection for connectors specified in the section of this permit for the 28VHP LDAR program, all of the uninsulated connectors within the LHC-7 fugitive area (EPN B72FU1) shall be monitored at least annually with an approved gas analyzer as specified for valves in the 28VHP section above. Alternative monitoring frequency schedules of Title 40 CFR Part 63, Subpart H, National Emission Standards for Organic Hazardous Air Pollutants for Equipment Leaks, may be used in lieu of the monitoring frequency required by this condition. Compliance with this condition does not assure compliance with requirements of applicable state or federal regulation and does not constitute approval of alternative standards for these regulations.
16. In addition to the weekly physical inspection required by Item E of Special Condition No. 14, accessible connectors in gas/vapor and light liquid service that are in service with streams containing more than 5% HRVOC chemicals, or streams IDs B72-BzWstMu, B72-T53B and DMDS that shall be monitored quarterly with an approved gas analyzer in accordance with Items F thru J of Special Condition No. 14.
- A. Allowance for reduced monitoring frequencies.
 - (1) The frequency of monitoring may be reduced from quarterly to semiannually if the percent of connectors leaking for two consecutive quarterly monitoring periods is less than 0.5 percent.
 - (2) The frequency of monitoring may be reduced from semiannually to annually if the percent of connectors leaking for two consecutive semiannual monitoring periods is less than 0.5 percent.
 - B. If the percent of connectors leaking for any semiannual or annual monitoring period is 0.5 percent or greater, the facility shall revert to quarterly monitoring until the facility again qualifies for the alternative monitoring schedules previously outlined in this paragraph. The percent of connectors leaking used in paragraph A shall be determined using the following formula:

$$(Cl + Cs) \times 100/Ct = Cp$$

Where:

Cl = the number of connectors found leaking by the end of the monitoring period, either by Method 21 or sight, sound, and smell.

Cs = the number of connectors for which repair has been delayed and are listed on the facility shutdown log.

Ct = the total number of connectors in the facility subject to the monitoring requirements, as of the last day of the monitoring period, not including nonaccessible and unsafe-to-monitor connectors.

Cp = the percentage of leaking connectors for the monitoring period.

Piping, Valves, Pumps, and Compressors in Chlorine (Cl₂) and Hydrogen Chloride (HCl) Service

17. The Fugitive Area (EPN B72FU1) is subject to the physical fugitive emission monitoring requirements specified in paragraphs A through C of this condition.
 - A. Auditory, visual, and olfactory (AVO) checks for HCl and Cl₂ leaks within the operating area shall be made at least once per shift.
 - B. Immediately, but not later than one hour upon detection of a leak, plant personnel shall take one or more of the following actions:
 - (1) Isolate the leak.
 - (2) Commence repair or replacement of the leaking component.
 - (3) Use a leak collection/containment system to prevent the leak until repair or replacement can be made if immediate repair is not possible.
 - C. Records shall be maintained at the plant site of all repairs and replacements resulting from Cl₂ or HCl leaks. These records shall be maintained for a period of five years and shall be made available to representatives of the TCEQ upon request. Records of the AVO physical inspections are not required unless a leak is detected.

Stack Sampling

18. The permit holder shall perform stack sampling and other testing as required to establish the actual pattern and quantities of air contaminants being emitted into the atmosphere from the Pyrolysis Furnaces H1 through H5 (EPNs B72SH1 through B72SH5). The permit holder may test two of the represented five furnaces; any test failure requires sampling all five. The permit holder is responsible for providing sampling and testing facilities and conducting the sampling and testing operations at his expense. Sampling shall be conducted in accordance with the appropriate procedures of the TCEQ Sampling Procedures Manual and the U.S. Environmental Protection Agency (EPA) Reference Methods.
 - A. The appropriate TCEQ Regional Office shall be contacted as soon as testing is scheduled, but not less than 45 days prior to sampling to schedule a pretest meeting.

The notice shall include:

 - (1) Date for pretest meeting.

- (2) Date sampling will occur.
- (3) Name of firm conducting sampling.
- (4) Type of sampling equipment to be used.
- (5) Method or procedure to be used in sampling.
- (6) Procedure/parameters to be used to determine worst-case emissions during the sampling period.

The purpose of the pretest meeting is to review the necessary sampling and testing procedures, to provide the proper data forms for recording pertinent data, and to review the format procedures for the test reports. A written proposed description of any deviation from sampling procedures specified in permit conditions, TCEQ, or EPA sampling procedures shall be made available to the TCEQ prior to the pretest meeting. The TCEQ Regional Director must approve any deviation from specified sampling procedures. Requests to waive testing for any pollutant specified in this condition shall be submitted to the TCEQ Office of Air, Air Permits Division. Test waivers and alternate/equivalent procedure proposals for 40 CFR Part 60 testing which must have EPA approval shall be submitted to the TCEQ Houston Regional Office

- B. Air contaminants emitted from the LHC-7 Pyrolysis Furnaces H1 through H5 (EPNs B72SH1 through B72SH5) to be tested for include (but are not limited to) NO_x, particulate matter (PM) (including PM₁₀ but not as a separate pollutant), CO, sulfur dioxide, and VOC.
- C. Sampling shall occur within 60 days after the furnaces maximum operating rate as measured by the furnaces firing rate, but no later than 180 days after (a) initial start-up of the facilities, (b) production increases resulting in firing rates greater than the maximum operating rate basis (514 MMBtu/hr) and (c) at such other times as may be required by the TCEQ Executive Director. Requests for additional time to perform sampling shall be submitted to the appropriate TCEQ Regional Office. The regional office may also waive re-testing requirements for production increases that do not exceed the specified firing rate considerations.
- D. The Cracking Furnaces shall be operated at or as close as technically practicable to the maximum fuel firing rate in MMBtu represented in the application. The sulfur content of the fuel shall be determined during testing for SO₂ but is not required to be varied or maximized during the test if the fuel sulfur content and stack SO₂ emissions are within an accurate measurement range. These conditions, parameters, and any other primary operating parameters that affect the emission rate shall be monitored and recorded during the stack test. Any additional parameters shall be determined at the pretest meeting and shall be stated in the sampling report. Permit conditions and parameter limits may be waived during stack testing performed under this condition if the proposed condition/parameter range is identified in the test notice specified in paragraph B and accepted by the TCEQ Regional Office. Permit allowable emissions and emission control requirements are not waived and still apply during stack testing periods.

During subsequent operations, if the 12-month rolling average CO concentration for any cracking furnace is more than 5 ppmvd at 3% O₂ greater than that recorded during the furnace testing for PM and VOC, stack sampling shall be performed at the new operating conditions within 120 days. If the annual average sulfur content of the fuel is noted to be an order of magnitude greater than that recorded during the furnace testing for SO₂ stack sampling shall be performed at the new operating conditions within 120 days. This sampling may be waived by the TCEQ Air Section Manager for the region.

- E. Copies of the final sampling report shall be forwarded to the offices below within 60 days after sampling is completed. Sampling reports shall comply with the attached provisions entitled "Chapter 14, Contents of Sampling Reports" of the TCEQ Sampling Procedures Manual. The reports shall be distributed as follows:

One copy to the appropriate TCEQ Houston Regional Office.

One copy of each report to the Brazoria County Air Pollution Control Program, Angleton.

19. Sampling ports and platform(s) shall be incorporated into the design of the Pyrolysis Furnaces H1 through H5 (EPNs B72SH1 through B72SH5) according to the specifications set forth in the attachment entitled "Chapter 2, Stack Sampling Facilities" of the TCEQ Sampling Procedures Manual. Alternate sampling facility designs must be submitted for approval to the TCEQ Regional Director. **(PSD)**

Continuous Determination of Compliance

20. The permit holder shall install, calibrate, and maintain a continuous emission monitoring system (CEMS) to measure and record the in-stack concentration of NO_x, CO, and O₂ from the Pyrolysis Furnaces H1 through H5 (EPNs B72SH1 through B72SH5).
- A. The CEMS shall meet the design and performance specifications, pass the field tests, and meet the installation requirements and the data analysis and reporting requirements specified in the applicable Performance Specification Nos. 1 through 9, 40 CFR Part 60, Appendix B. If there are no applicable performance specifications in 40 CFR Part 60, Appendix B, contact the TCEQ Austin Office of Air, Air Permits Division for requirements to be met.
- B. Section 1 below applies to sources subject to the quality-assurance requirements of 40 CFR Part 60, Appendix F; section 2 applies to all other sources:
- (1) The permit holder shall assure that the CEMS meets the applicable quality assurance requirements specified in 40 CFR Part 60, Appendix F, Procedure 1. Relative accuracy exceedances, as specified in 40 CFR Part 60, Appendix F, § 5.2.3 and any CEMS downtime shall be reported to the appropriate TCEQ Regional Director, and necessary corrective action shall be taken. Supplemental stack concentration measurements may be required at the discretion of the appropriate TCEQ Regional Director.
- (2) The system shall be zeroed and spanned daily, and corrective action taken when the 24-hour span drift exceeds two times the amounts specified in the applicable Performance Specification Nos. 1 through 9, 40 CFR Part 60, Appendix B, or as specified by the TCEQ if not specified in Appendix B. Zero and span is not required on weekends and plant holidays if instrument technicians are not normally scheduled on those days.

Each monitor shall be quality-assured at least quarterly using cylinder gas audits (CGA) in accordance with 40 CFR Part 60, Appendix F, Procedure 1, § 5.1.2, with the following exception: a relative accuracy test audit (RATA) is not required once every four quarters (i.e., four successive quarterly CGA may be conducted). An equivalent quality-assurance method approved by the TCEQ may also be used. Successive quarterly audits shall occur no closer than two months.

All CGA exceedances of ± 15 percent accuracy indicate that the CEMS is out of control.

- C. The monitoring data shall be reduced to hourly average concentrations at least once every day, using a minimum of four equally-spaced data points from each one-hour period. The individual average concentrations shall be reduced to units of such as lbs/hr or lb/MMBtu at least once every week as follows:
- The measured hourly average concentration from the CEMS shall be used with EPA Method 19 to determine the hourly emission rate. The NO_x emissions shall be shown in the units lb/MMBtu. The CO shall be shown in parts per million by volume.
- D. All monitoring data and quality-assurance data shall be maintained by the source for a period of five years and shall be made available to the TCEQ Executive Director or his designated representative upon request. The data from the CEMS may, at the discretion of the TCEQ, be used to determine compliance with the conditions of this permit.
- E. The appropriate TCEQ Regional Office shall be notified at least 30 days prior to any required RATA in order to provide them the opportunity to observe the testing.
- F. Quality assured (or valid) data must be generated when the Pyrolysis Furnaces are operating except during the performance of a daily zero and span check. Loss of valid data due to periods of computer system failure, monitor break down, out of control operation (producing inaccurate data), repair, maintenance, or calibration may be exempted provided it does not exceed 5 percent of the time (in minutes) that the Pyrolysis Furnaces H-1 through H-5 operated over the previous rolling 12-month period. The measurements missed shall be estimated using engineering judgment and the methods used recorded. Options to increase system reliability to an acceptable value, including a redundant CEMS, may be required by the TCEQ Regional Director. **(PSD)**

Planned Maintenance, Startup and Shutdown

21. This permit authorizes the emissions for the planned maintenance, startup, and shutdown (MSS) activities summarized in the MSS Activity Summary (Attachment C) attached to this permit.

Attachment A identifies the inherently low emitting MSS activities that may be performed at the plant. Emissions from activities identified in Attachment A shall be considered to be equal to the potential to emit represented in the permit application. The estimated emissions from the activities listed in Attachment A must be revalidated annually. This revalidation shall consist of the estimated emissions for each type of activity and the basis for that emission estimate.

Routine maintenance activities, as identified in Attachment B may be tracked through the work orders or equivalent. Emissions from activities identified in Attachment B shall be calculated using the number of work orders or equivalent that month and the emissions associated with that activity identified in the permit application.

The performance of each planned MSS activity not identified in Attachments A or B and the emissions associated with it shall be recorded and include at least the following information:

- A. the process unit at which emissions from the MSS activity occurred, including the emission point number and common name of the process unit;
- B. the type of planned MSS activity and the reason for the planned activity;
- C. the common name and the facility identification number, if applicable, of the facilities at which the MSS activity and emissions occurred;

- D. the date and time of the MSS activity and its duration;
- E. the estimated quantity of each air contaminant, or mixture of air contaminants, emitted with the data and methods used to determine it. The emissions shall be estimated using the methods identified in the permit application, consistent with good engineering practice.

All MSS emissions shall be summed monthly and the rolling 12-month emissions shall be updated on a monthly basis.

22. Vessels and equipment, with the exception of those identified in Attachments A and B shall be depressurized, emptied, and purged with all process and waste liquids pushed forward through the system in closed piping and waste gases vented to process flares or FGRS. When all liquids are removed and the vessels and equipment have been purged with at least two equivalent volumes of purge gas the vessels and equipment may be sampled to verify acceptable VOC concentration prior to uncontrolled venting. The VOC sampling and analysis shall be performed using an instrument meeting the requirements of Special Condition No. 23. The sampling point shall be upstream of the inlet to the control device or controlled recovery system. The sample ports and the collection system must be designed and operated such that there is no air leakage into the sample probe or the collection system downstream of the process equipment or vessel being purged. If there is not a connection (such as a sample, vent, or drain valve) available from which a representative sample may be obtained, a sample may be taken upon entry into the system after degassing has been completed. The sample shall be taken from inside the vessel so as to minimize any air or dilution from the entry point. The facilities shall be degassed to a control device or controlled recovery system until the VOC concentration is less than 10,000 ppmv or 10 percent of the LEL. **(07/25)**
23. Air contaminant concentration shall be measured using an instrument/detector meeting one set of requirements specified below.
- A. VOC concentration shall be measured using an instrument meeting all the requirements specified in EPA Method 21 (40 CFR 60, Appendix A) with the following exceptions:
 - (1) The instrument shall be calibrated within 24 hours of use with a calibration gas such that the response factor (RF) of the VOC (or mixture of VOCs) to be monitored shall be less than 2.0. The calibration gas and the gas to be measured, and its approximate (RF) shall be recorded. If the RF of the VOC (or mixture of VOCs) to be monitored is greater than 2.0, the VOC concentration shall be determined as follows:
$$\text{VOC Concentration} = \text{Concentration as read from the instrument} \times \text{RF}$$

In no case should a calibration gas be used such that the RF of the VOC (or mixture of VOCs) to be monitored is greater than 5.0.
 - (2) Sampling shall be performed as directed by this permit in lieu of section 8.3 of Method 21. During sampling, data recording shall not begin until after two times the instrument response time. The date and time shall be recorded, and VOC concentration shall be monitored for at least 5 minutes, recording VOC concentration each minute. As an alternative the VOC concentration may be monitored over a five-minute period with an instrument designed to continuously measure concentration and record the highest concentration read. The highest measured VOC concentration shall be recorded and shall not exceed the specified VOC concentration limit prior to uncontrolled venting.
 - B. Colorimetric gas detector tubes may be used to determine air contaminant concentrations if they are used in accordance with the following requirements.

- (1) The air contaminant concentration measured as defined in (3) is less than 80 percent of the range of the tube and is at least 20 percent of the maximum range of the tube.
- (2) The tube is used in accordance with the manufacturer's guidelines.
- (3) At least 2 samples taken at least 5 minutes apart must satisfy the following prior to uncontrolled venting:

measured contaminant concentration (ppmv) < release concentration.

Where the release concentration is:

10,000*mole fraction of the total air contaminants present that can be detected by the tube.

The mole fraction may be estimated based on process knowledge. The release concentration and basis for its determination shall be recorded.

Records shall be maintained of the tube type, range, measured concentrations, and time the samples were taken.

C. Lower explosive limit measured with a lower explosive limit detector.

- (1) The detector shall be calibrated within 30 days of use with a certified pentane gas standard at 25% of the lower explosive limit (LEL) for pentane. Records of the calibration date/time and calibration result (pass/fail) shall be maintained.
- (2) A functionality test shall be performed on each detector within 24 hours of use with a certified gas standard at 25% of the LEL for pentane. The LEL monitor shall read no lower than 90% of the calibration gas certified value. Records, including the date/time and test results, shall be maintained.
- (3) A certified methane gas standard equivalent to 25% of the LEL for pentane may be used for calibration and functionality tests provided that the LEL response is within 95% of that for pentane.

24. Additional occurrences of MSS activities authorized by this permit may be authorized under permit by rule only if conducted in compliance with this permit's procedures, emission controls, monitoring, and recordkeeping requirements applicable to the activity.
25. Control devices required by this permit for emissions from planned MSS activities are limited to the large flare (EPN B60F3) that meets the flare requirements of this permit or the FGRS. The control devices shall not have a bypass. **(07/25)**

Permit by Rule Incorporated by Reference

26. The following sources and/or activities are authorized under a Permit by Rule (PBR) by Title 30 Texas Administrative Code Chapter 106 (30 TAC Chapter 106). These lists are not intended to be all inclusive and can be altered without modifications to this permit. **(07/25)**

Authorization	Source or Activity
PBR Nos. 152308, 154686, 156270, 157613, 159113, 160358, 161923, 162615, 163041, 164116, 165274, 165805, 167397, 169510, 171224, 172555, and 177229	Authorizes additional fugitive emissions (EPN B72FU1) associated with additional fugitive components.
PBR No. 158547	Authorizes additional fugitives and an increase in supplemental fuel for the small elevated flare (EPN B72F1).
PBR No. 166260	Authorizes wash oil emissions at the small elevated flare (EPN B72F1).

Recordkeeping

27. The records required by the special conditions of this permit shall be maintained in hard copy or electronic format and shall be maintained for at least five years rather than the two-year period specified in General Condition No. 7. These records shall be made immediately available at the request of personnel from the TCEQ or any air pollution control agency with jurisdiction. **(07/25)**

Date: July 16, 2025

Permit 144784 and PSDTX994M1

Attachment A

Inherently Low Emitting Activities

Activity	Emissions				
	VOC	NO _x	CO	PM	H ₂ S/SO ₂
Aerosol Cans	x			x	
Instrument/analyzer maintenance	x				
Relief device maintenance	x				
Replacement of analyzer filters and screens	x				
Sample station venting	x				

Date: April 16, 2019

Permit 144784 and PSDTX994M1

Attachment B

Routine Maintenance Activities

Pump repair/replacement

Compressor repair/replacement

Line breaks, small piping

Pipe opening

Vessel repair/replacement

Date: April 16, 2019

Permit 144784 and PSDTX994M1

Attachment C

MSS Activity Summary

Facilities	Description	Emission Activity	EPN
all process vessels, exchangers and towers in LHC-7	Clearing and degassing for planned maintenance opening	Vent to flare or the FGRS	B60F3 or B72SH1-5
all process vessels, exchangers and towers in LHC-7	Equipment opening after clearing and degassing until the VOC concentration is less than 10,000 ppmv or 10 percent of the LEL	Vent to atmosphere	B72MEFU1
all process vessels, exchangers, towers, compressors, pumps, and piping	Unit Startup and Shutdown	Vent to flare	B60F3
see Attachment A	miscellaneous low emitting activities	see Attachment A	
see Attachment B	Routine maintenance activities	see Attachment B	

Date: July 16, 2025

Permit 144784 and PSDTX994M1

Attachment D

Authorization Incorporation

The following sources and/or activities are incorporated in this permit.

Authorization	Date Authorized	Source or Activity
AMOC No. 175	May 7, 2021	The monitoring and testing requirements of 30 TAC 115, Subchapter H, Division 1: HRVOC Vent Gas Control, §115.725(c) and §115.726(c) requires PRVs not controlled by a flare to be monitored by a continuous monitoring system on the pressure relief valve or in the associated process system. AMOC 175 allows these requirements to be waived upon the installation of flare gas recovery system. (04/23)

Date: April 4, 2023

Permit 144784 and PSDTX994M1

Attachment E

Incorporated Consent Decree (DJ# 90-5-2-1-11114) Requirements

1. The following Special Conditions incorporating Consent Decree requirements applicable to Covered Flares, apply to the existing Flare (EPN B60F3, FS-1 Large Elevated Flare, named LHC-7-FS-1 in Consent Decree), and Covered Flares installed after these Special Conditions are included in the permit. Terms used in the following conditions are as defined in Consent Decree definitions provided in Attachment F-1.
2. Installation and Operation of Monitoring and Control Systems on Covered Flares. Except for Newly Installed Covered Flares or Portable Flares, the permit holder shall install and commence operation of the instrumentation, controls, and monitoring systems set forth in the Consent Decree requirements incorporated into this Permit at each Covered Flare. [Consent Decree Paragraph 19.a]
3. No later than the date that any Newly Installed Covered Flare or Portable Flare is In Operation and Capable of Receiving Waste, Supplemental, and/or Sweep Gas at a Covered Facility, the permit holder shall complete installation and commence operation of the instrumentation, controls, and monitoring systems. The permit holder shall operate the instrumentation, controls, and monitoring systems for each Newly Installed Covered Flare and Portable Flare in accordance with the Consent Decree requirements incorporated into this Permit. [Consent Decree Paragraph 19.b]
4. Vent Gas Monitoring Systems. The permit holder shall install, operate, calibrate, and maintain a monitoring system capable of continuously measuring, calculating, and recording the volumetric flow rate of Vent Gas in the header or headers feeding that Covered Flare. This system must also be able to continuously analyze pressure and temperature at each point of Vent Gas flow measurement. Different flow monitoring methods may be used to measure different gaseous streams that make up the Vent Gas provided that the flow rates of all gas streams that contribute to the Vent Gas are determined. Flow must be calculated in scfm. [Consent Decree Paragraph 20.a]
 - A. Each flow rate monitoring system must be able to correct for the temperature and pressure of the system and output parameters in Standard Conditions. [Consent Decree Paragraph 20.c]
 - B. In lieu of a monitoring system that directly measures volumetric flow rate, one of the following options may be utilized for monitoring any vent gas stream [Consent Decree Paragraph 20.d]:
 - (1) Mass flow monitors may be used for determining the volumetric flow rate of Vent Gas, provided the permit holder determines the molecular weight of such Vent Gas using compositional analysis data collected pursuant to the monitoring method specified in Special Condition 8.A of this Attachment and provided that the mass flow rates are converted to volumetric flow rates pursuant to the methodology in Step 2 of Attachment F-2. [Consent Decree Paragraph 20.d.2]
 - (2) Continuous pressure/temperature monitoring system(s) and appropriate engineering calculations may be used in lieu of a continuous volumetric flow monitoring system provided the molecular weight of the gas is known and provided the permit holder complies with the methodology in Step 2 of Attachment F-2 for calculating volumetric flow rates. For Vent Gas, the molecular weight must be determined using compositional analysis data collected pursuant to the monitoring method specified in Special Condition 8.A of this Attachment. [Consent Decree Paragraph 20.d.3]

5. Assist Steam Monitoring Systems. The permit holder shall install, operate, calibrate, and maintain a monitoring system capable of continuously measuring, calculating, and recording the volumetric flow rate of Assist Steam used with each Covered Flare. This system must also be able to continuously analyze the pressure and temperature of Assist Steam at a representative point of steam flow measurement. Flow must be calculated in scfm. [Consent Decree Paragraph 20.b]
 - A. Each flow rate monitoring system must be able to correct for the temperature and pressure of the system and output parameters in Standard Conditions. [Consent Decree Paragraph 20.c]
 - B. In lieu of a monitoring system that directly measures volumetric flow rate, one of the following options may be utilized for monitoring any Assist Steam stream [Consent Decree Paragraph 20.d]:
 - (1) Mass flow monitors may be used for determining the volumetric flow rate of Assist Steam provided that the permit holder converts the mass flow rates to volumetric flow rates pursuant to the methodology in Step 2 of Attachment F-2. [Consent Decree Paragraph 20.d.1]
 - (2) Continuous pressure/temperature monitoring system(s) and appropriate engineering calculations may be used in lieu of a continuous volumetric flow monitoring system provided the molecular weight of the gas is known and provided the permit holder complies with the methodology in Step 2 of Attachment F-2 for calculating volumetric flow rates. [Consent Decree Paragraph 20.d.3]
6. Assist Steam Control Equipment. The permit holder shall install and operate equipment, including, as necessary, main and trim control valves and piping that enables the control of Assist Steam flow to each Covered Flare in a manner sufficient to ensure compliance with the Consent Decree requirements included in this permit. [Consent Decree Paragraph 21]
7. Video Camera. The permit holder shall install and operate a video camera that is capable of monitoring and recording, in digital format, the flame of and any Smoke Emissions from each Covered Flare by the Effective Date. Video camera records must be maintained for one year from the date of recording. [Consent Decree Paragraph 22]
8. Vent Gas Compositional Monitoring or Direct Monitoring of Net Heating Value of Vent Gas. For each Covered Flare, the permit holder shall either determine the concentration of individual components in the Vent Gas or directly monitor the Net Heating Value of the Vent Gas (NHVvg) in compliance with one of the methods below. The permit holder may elect to use different monitoring methods (of the methods provided in this Special Condition) for different gaseous streams that make up the Vent Gas provided the composition or Net Heating Value of all gas streams that contribute to the Vent Gas are determined. [Consent Decree Paragraph 23]
 - A. Install, operate, calibrate, and maintain a monitoring system capable of continuously measuring (at least once every 15 minutes), calculating, and recording the individual component concentrations present in the Vent Gas. [Consent Decree Paragraph 23.a]
 - B. Install, operate, calibrate, and maintain a calorimeter capable of continuously measuring (at least once every 15 minutes), calculating, and recording the NHVvg at Standard Conditions. If this method is chosen, the permit holder may install, operate, calibrate, and maintain a monitoring system capable of continuously measuring, calculating, and recording the hydrogen concentration in the Vent Gas. The sample extraction point of the calorimeter may

be located upstream of the introduction of Supplemental Gas or Sweep Gas or Purge Gas if the composition and flow rate of any such Supplemental Gas or Sweep Gas or Purge Gas is known and if this known value then is used in the calculation of the Net Heating Value of Vent Gas. [Consent Decree Paragraph 23.b]

- C. If the permit holder elects the method in Special Condition 8.B of this Attachment, and the net heating value of the Vent Gas exceeds the upper calibrated span of the calorimeter on the Covered Flare, then use the value of the upper calibrated span of that calorimeter for calculating the NHVvg at Standard Conditions until the net heating value of the Vent Gas returns to within the measured calibrated span. Use of this method will not constitute instrument system downtime for the period of time that the net heating value of the Vent Gas exceeds the upper calibrated span of the calorimeter. [Consent Decree Paragraph 23.c]

Direct compositional or Net Heating Value monitoring is not required for purchased (“pipeline quality”) natural gas streams. The Net Heating Value of purchased natural gas streams may be determined using annual or more frequent grab sampling at any one representative location. Alternatively, the Net Heating Value of any purchased natural gas stream can be assumed to be 920 BTU/scf. [Consent Decree Paragraph 23]

- 9. At permit holder’s option, in order to continuously measure and calculate flow, in scfm, of all Pilot Gas to a Covered Flare, the permit holder may elect to either [Consent Decree Paragraph 24]:
 - A. Install (if not already installed) an instrument, or
 - B. Use a restriction orifice and pressure measurements to continuously measure and calculate Pilot Gas flow.

The data generated by this instrument or restriction orifice may be used as part of the calculation for Net Heating Values of the Combustion Zone Gas [Consent Decree Paragraph 24].

- 10. Instrumentation and Monitoring Systems: Specifications, Calibration, Quality Control, and Maintenance. The instrumentation and monitoring systems identified in Special Conditions 4, 5 and 8 of this Attachment must [Consent Decree Paragraph 25.a]:
 - A. Meet or exceed all applicable minimum accuracy, calibration and quality control requirements specified in Table 13 of 40 C.F.R. Part 63, Subpart CC. [Consent Decree Paragraph 25.a.(1)]
 - B. Have an associated readout (i.e., a visual display or record) or other indication of the monitored operating parameter that is readily accessible onsite for operational control or inspection by the permit holder; [Consent Decree Paragraph 25.a.(2)]
 - C. Be capable of measuring the appropriate parameter over the range of values expected for that measurement location; [Consent Decree Paragraph 25.a.(3)]
 - D. Have an associated data recording system with a resolution that is equal to or better than the required instrumentation/system accuracy. [Consent Decree Paragraph 25.a.(4)]
- 11. The permit holder shall operate, maintain, and calibrate each instrument and monitoring system identified in the Consent Decree requirements incorporated into this permit according to a monitoring plan that contains the information listed in 40 C.F.R. § 63.671(b)(1) through (5). [Consent Decree Paragraph 25.b]

12. Monitoring systems specified in Special Condition 8.A of this Attachment used to continuously measure, calculate, and record the individual component concentrations present in the Vent Gas must meet the requirements of 40 C.F.R. § 63.671(e)(1) through (3) (Additional Requirements for Gas Chromatographs) or the requirements of 40 C.F.R. 63.1103(e)(4)(ix) (Calibration error approach for Gas Chromatographs). [Consent Decree Paragraph 25.c]
13. For each instrumentation and monitoring system required by Special Conditions 4, 5, and 8 (or installed pursuant to Special Condition 9) of this Attachment, the permit holder shall comply with the out-of-control procedures described in 40 C.F.R. § 63.671(c)(1) and (2), and with the data reduction requirements specified in 40 C.F.R. § 63.671(d)(1) through (3). [Consent Decree Paragraph 25.d]
14. The language in 40 C.F.R. § 63.671, Table 13 of 40 C.F.R. Part 63, Subpart CC, or in any regulatory provision cross-referenced in 40 C.F.R. § 63.671 or Table 13 of 40 C.F.R. Part 63, Subpart CC, that limits the applicability of these regulatory requirements to periods when "regulated material" (as defined in 40 C.F.R. § 63.641) is routed to a Flare is not applicable for purposes of these incorporated Consent Decree requirements. In addition, for purposes of these incorporated Consent Decree requirements, the language in 40 C.F.R. § 63.671, Table 13 of 40 C.F.R. Part 63, Subpart CC, or in any regulatory provision cross-referenced in 40 C.F.R. § 63.671 or Table 13 of 40 C.F.R. Part 63, Subpart CC, that refers to a continuous parametric monitoring system will instead be read to refer to the instrumentation and monitoring systems required by the Consent Decree requirements incorporated into this permit. [Consent Decree Paragraph 25.e]
15. Instrumentation and Monitoring Systems: Recording and Averaging Times. The instrumentation and monitoring systems identified in the Consent Decree requirements incorporated into this permit must be able to produce and record data measurements and calculations for each parameter at the following time intervals [Consent Decree Paragraph 26]:
 - A. Vent Gas, Assist Steam Flow Monitoring Systems, and Pilot Gas Flow (if installed): Measure continuously and record 15-minute block averages.
 - B. Vent Gas Compositional Monitoring (if using this methodology in Special Condition 8.A. of this Attachment): Measure no less than once every 15 minutes and record that value.
 - C. Vent Gas Net Heating Value Analyzer (if using this methodology in Special Condition 8.B of this Attachment): Measure continuously and record 15-minute block averages.
 - D. Video Camera: Record at a rate of no less than 4 frames per minute.

The term continuously means to make a measurement as often as the manufacturer's stated design capabilities of the flow monitors (Vent Gas, Assist Steam, and Pilot Gas) and Vent Gas Net Heating Value Analyzers during each fifteen-minute block period, but in no case will flow monitors or Vent Gas Net Heating Value Analyzers make less than one measurement in each fifteen-minute block period. The measurement results are then averaged and recorded to represent each fifteen-minute block period. Nothing in this Special Condition prohibits the permit holder from setting up process control logic that uses different averaging times from those in this Special Condition provided that the recording and averaging times in this Special Condition are available and used for determining compliance with the Consent Decree requirements incorporated into this permit [Consent Decree Paragraph 26].

16. Instrumentation and Monitoring Systems: Operation. The permit holder shall operate each of the instruments and monitoring systems required by Special Conditions 4, 5, 7, and 8 of this

Attachment and collect data on a continuous basis when the Covered Flare associated with the instrument and/or monitoring systems is In Operation and Capable of Receiving Sweep, Supplemental, and/or Waste Gas, except for the periods of instrument downtime specified in Special Condition 27 of this Attachment. [Consent Decree Paragraph 27]

17. For each Covered Flare that has a water seal, if all of the following conditions are met, then the Covered Flare is not receiving Potentially Recoverable Gas flow: [Consent Decree Paragraph 28]
 - A. For the water seal drum associated with the respective Covered Flare, the pressure difference between the inlet pressure and the outlet pressure is less than the water seal pressure as set by the static head of water between the opening of the dip tube in the drum and the water level in the drum;
 - B. For the water seal drum associated with the respective Covered Flare, the water level in the drum is: (i) at the level of the weir or (ii) if the water level in the drum is measured, the measurement indicates that the water seal is present; and
 - C. Downstream of the seal drum, there is no flow of Supplemental Gas directed to the Covered Flare.

18. Flare Gas Recovery System (FGRS): Operation and availability requirements. The permit holder shall operate each FGRS in a manner to minimize Waste Gas to the applicable Covered Flares while ensuring safe chemical plant operations. The permit holder shall operate each FGRS consistent with good engineering and maintenance practices and in accordance with its design and the manufacturer's specifications. Nothing in this Special Condition will require the site to recover Regeneration Waste Gas Streams in a FGRS. [Consent Decree Paragraph 38]
 - A. Requirements Related to Compressors Being Available for Operation. The FS-1 FGRS must have one Compressor Available for Operation or in operation 98% of the time and two Compressors Available for Operation or in operation 90% of the time. The periods provided for in Special Conditions 18.B and 18.C below may be included in the amount of time that the Compressors are Available for Operation when determining compliance with the requirement to have one Compressor Available for Operation or in operation 98% of the time. [Consent Decree Paragraph 38.e.(1)]
 - B. Maintenance of FGRS. Periods of maintenance on and subsequent restart of the Compressor(s) and other equipment required to keep the FGRS operating, may be included in the amount of time that a Compressor is Available for Operation when determining compliance with the requirement to have a Compressor Available for Operation or in operation; provided however, these periods must not exceed 1,344 hours per Compressor in a five-year rolling sum period, rolled daily. The permit holder shall use best efforts to schedule maintenance activities during a turnaround of the process units venting to the Covered Flare(s) served by the applicable FGRS. To the extent it is not practicable to undertake these maintenance activities during a turnaround of these units, the permit holder shall use best efforts to minimize the generation of Waste Gas during such periods. [Consent Decree Paragraph 38.f]
 - C. FGRS Shut Down. Periods in which the FGRS is shut down (including the subsequent restart) due to operating conditions (such as high temperatures or large quantities of entrained liquid in the Vent Gas) outside the design operating range of the FGRS, including the associated knock-out drum(s), such that the outage is necessary for safety or to preserve the mechanical integrity of the FGRS may be included in the amount of time that a

- Compressor is Available for Operation when determining compliance with the requirement to have the Compressor Available for Operation or in operation. By no later than forty-five Days after any such outage, the permit holder shall investigate the root cause and all contributing causes of the outage and must implement, as expeditiously as practicable, corrective action, if any, to prevent a recurrence of the cause(s). [Consent Decree Paragraph 38.g]
- D. Alternative FGRS. The permit holder may submit a request to the EPA for approval of an alternative FGRS that is not explicitly referenced herein in order to ensure compliance with availability requirements, provided that the proposed alternative FGRS provides equivalent or better Waste Gas recovery capacity than the FGRS required. [Consent Decree Paragraph 38.h]
- E. Period to be Used for Computing Percentage of Time. For purposes of calculating compliance with the periods of time that a Compressor or group of Compressors must be Available for Operation and/or in operation, as required by Special Condition 18.A, the period to be used must be an 8,760-hour rolling sum, rolled hourly, using only hours when Potentially Recoverable Gas was generated during all or part of the hour but excluding hours for flows that could not have been prevented through reasonable planning and were in anticipation of or caused by a natural disaster, act of war or terrorism, or External Utility Loss. When no Potentially Recoverable Gas was generated during an entire hour, then that hour must not be used in computing the 8,760-hour rolling sum. The rolling sum must include only the previous 8,760 1-hour periods when Potentially Recoverable Gas was generated during all or part of the hour, provided that the Potentially Recoverable Gas was not generated by flows that could not have been prevented through reasonable planning and were in anticipation of or caused by a natural disaster, act of war or terrorism, or External Utility Loss. [Consent Decree Paragraph 38.i]
19. The following General Emission Standards are applicable to Covered Flares when that Covered Flare is In Operation. [Consent Decree Paragraph 39]
- A. Operation during Emissions Venting. The Covered Flare must operate at all times when emissions may be vented to it. [Consent Decree Paragraph 39.a]
- B. The permit holder must specify the smokeless design capacity of each Covered Flare and operate with no Visible Emissions, except for periods not to exceed a total of five minutes during any two consecutive hours, when the Covered Flare is In Operation and the Vent Gas flow is less than the smokeless design capacity of the Covered Flare. The permit holder must record and report any instances where Visible Emissions are observed for more than five minutes during any two consecutive hours as specified in 40 C.F.R. § 63.655(g)(11)(ii). [Consent Decree Paragraph 39.b]
- C. An initial Visible Emissions demonstration must be conducted using an observation period of 2 hours using Method 22 at 40 C.F.R. Part 60, Appendix A-7. [Consent Decree Paragraph 39.b]
- D. For purposes of this Special Condition, Visible Emissions may be determined by a person trained in accordance with Section 2.3 of Method 22 or documented by a video camera. The permit holder shall monitor for Visible Emissions from each Covered Flare while it is In Operation as specified below [Consent Decree Paragraph 39.b]:
- (1) At least once per Day, the permit holder shall conduct Visible Emissions observations using an observation period of five minutes using Method 22 at 40 C.F.R. Part 60,

Appendix A-7. If at any time the visible emissions are seen, even if the minimum required daily Visible Emission monitoring has already been performed, the permit holder must immediately begin an observation period of five minutes using Method 22 at 40 C.F.R. Part 60, Appendix A-7. If Visible Emissions are observed for more than one continuous minute during any five-minute observation period, the observation period using Method 22 at 40 C.F.R. Part 60, Appendix A-7 must be extended to two hours or until five minutes of Visible Emissions are observed. [Consent Decree Paragraph 39.b.1]

- (2) Alternatively, the permit holder shall use a video surveillance camera to continuously record (at least one frame every fifteen seconds with time and date stamps) images of the Flare flame and a reasonable distance above the Flare flame at an angle suitable for Visible Emissions observations. The permit holder must provide real-time video surveillance camera output to the control room or other continuously staffed location where the camera images may be viewed at any time. [Consent Decree Paragraph 39.b.2]
20. Pilot Flame or Flare Flame Presence. The permit holder shall operate each Covered Flare with a pilot flame or flare flame present at all times. The permit holder shall continuously monitor the presence of the pilot flame(s) or flare flame(s) using a device (including, but not limited to, thermocouple, ultraviolet beam sensor, or infrared sensor) capable of detecting that the pilot flame or flare flame is present. [Consent Decree Paragraph 39.c]
21. The permit holder shall comply with all applicable Subparts of 40 C.F.R. Parts 60, 61, or 63 that state how a particular Covered Flare must be monitored. [Consent Decree Paragraph 39.d]
22. Good Air Pollution Control Practices. At all times, including during periods of startup, shutdown, and/or Malfunction, the permit holder shall implement good air pollution control practices to minimize emissions from each Covered Flare; provided however that the permit holder is not in violation of this requirement for any practice that this Decree requires the permit holder to implement after the Effective Date for the period between the Effective Date and the compliance requirement, and nothing in this Special Condition requires the permit holder to install or maintain Flare monitoring equipment in addition to or different from the equipment required by the incorporated Consent Decree requirements. [Consent Decree Paragraph 39.e]
23. Provided that the appropriate monitoring systems are in place, whenever the Vent Gas flow rate is less than the smokeless design capacity of the Covered Flare, the permit holder shall operate the Covered Flare in compliance with one of the following [Consent Decree Paragraph 40]:
 - A. The actual Flare Tip Velocity (V_{tip}) must be less than 60 feet per second. V_{tip} is to be monitored using the procedures specified in Attachment F-2. [Consent Decree Paragraph 40.a]
 - B. V_{tip} must be less than 400 feet per second and also less than the maximum allowed Flare Tip Velocity (V_{max}) as calculated according to Equation 11 in Attachment F-2. The permit holder shall monitor V_{tip} and gas composition, and shall determine NHV_{vg} using the procedures specified in Attachment F-2. The Unobstructed Cross-Sectional Area of the Flare Tip must be calculated consistent with Attachment F-3. [Consent Decree Paragraph 40.b]
24. The permit holder shall operate and maintain each Covered Flare in accordance with its design and the requirements of the Special Conditions incorporating the Consent Decree. [Consent Decree Paragraph 42]

25. Net Heating Value of Combustion Zone Gas (NHVcz). Except during Instrument Downtime as defined in Special Condition 27 of this Attachment, any time a Covered Flare is In Operation, the permit holder shall operate that Flare so as to maintain the NHVcz at or above 270 BTU/scf determined on a fifteen-minute block period basis when Waste Gas is routed to the Covered Flare for at least fifteen minutes. The permit holder shall monitor and calculate NHVcz at each Covered Flare in accordance with Attachment F-2. [Consent Decree Paragraph 43.b]
26. The permit holder shall operate each Covered Flare with a minimum of a 98% Combustion Efficiency at all times when Waste Gas is vented to it. To demonstrate continuous compliance with 98% Combustion Efficiency, the permit holder shall operate each Covered Flare in compliance with the applicable requirements in Special Condition 25 of this Attachment. [Consent Decree Paragraph 44]
27. Standard During Instrument or Video Camera Downtime. If one or more of the following conditions (collectively referred to as "Instrument Downtime" or "Video Camera Downtime") is present and renders the Covered Flare incapable or operating in accordance with the applicable NHV standards in Special Condition 25 of this Attachment, the Covered Flare must be operated in accordance with good air pollution control practices so as to minimize emissions from and ensure good combustion efficiency at that Covered Flare [Consent Decree Paragraph 45]:
 - A. Malfunction of an instrument or a data recording system, for an instrument needed to meet the requirement(s) [Consent Decree Paragraph 45.a];
 - B. Repairs following instrument Malfunction, for an instrument needed to meet the requirement(s) [Consent Decree Paragraph 45.b];
 - C. Scheduled maintenance of an instrument in accordance with the manufacturer's recommended schedule, for an instrument needed to meet the requirement(s) [Consent Decree Paragraph 45.c]; and/or
 - D. Quality Assurance/Quality Control activities on an instrument needed to meet the requirement(s). [Consent Decree Paragraph 45.d]
 - E. Malfunction of a video camera or a video recording system. [Consent Decree Paragraph 45.e]

The calculation of Instrument or Video Camera Downtime must be made in accordance with 40 C.F.R. § 60.13(h)(2). In no event may Instrument Downtime exceed 110 hours per calendar quarter that the Covered Flare affected by the Instrument Downtime is In Operation. For purposes of calculating the Instrument Downtime allowed pursuant to this Special Condition, the time used for NHV Analyzer or gas chromatograph calibration and validation activities may be excluded. Nothing in this Special Condition is intended to prevent the permit holder from asserting Force Majeure as defined in Attachment F-1 as the cause of any period of Instrument Downtime. [Consent Decree Paragraph 45 (cont.)]

28. For each Covered Flare, calculate and record each of the following parameters [Consent Decree Paragraph 46]:
 - A. Volumetric flow rates of all gas streams that contribute to the Vent Gas volumetric flow rate (in scfm) (in fifteen-minute block averages and in accordance with any calculation

- requirements of Special Conditions 4 and 5 of this Attachment, and Step 2 of Attachment F-2.) [Consent Decree Paragraph 46.a.(1)]
- B. Assist Steam volumetric flow rate (in scfm) (in fifteen-minute block averages and in accordance with any calculation requirements of Special Conditions 4, 5, and 15 of this Attachment, and Step 2 of Attachment F2.) [Consent Decree Paragraph 46.a.(2)]
 - C. NHVvg (in BTU/scf) (in fifteen-minute block averages in accordance with Step 1 of Attachment F-2.) [Consent Decree Paragraph 46.a.(3)]
 - D. NHVcz (in BTU/scf) (in fifteen-minute block averages in accordance with Step 3 of Attachment F-2.) [Consent Decree Paragraph 46.a.(4)]
29. The permit holder shall record the duration of all periods of Instrument Downtime for each Covered Flare that exceed 110 hours of Instrument Downtime in a Calendar Quarter that the Covered Flare is In Operation. The permit holder shall record which instrument(s) experienced the downtime, which Covered Flare was affected by the downtime, an explanation of the cause(s) of the deviation, and a description of the corrective action(s) taken. [Consent Decree Paragraph 46.b]
30. The permit holder shall record the dates and times of any periods that the permit holder deviates from FGRS Compressor availability standards of the incorporated Consent Decree requirements. The permit holder shall also record the duration of the deviation, an explanation of the cause(s) of the deviation, and a description of the corrective action(s) taken. [Consent Decree Paragraph 46.c]
31. For any deviation of the Net Heating Value Standards, 98% Combustion Efficiency standard, Standard During Instrument or Video Camera Downtime, the permit holder shall record the duration of the deviation, an explanation of the cause(s) of the deviation, and a description of the corrective action(s) taken. [Consent Decree Paragraph 46.d]

Date: July 16, 2025

Permit 144784 and PSDTX994M1

Attachment F-1

Consent Decree Definitions

The definitions in Attachment F-1 are only applicable to the Special Conditions in Attachments E and/or F, Incorporated Consent Decree Requirements.

Terms used in Attachments E and/or F that are defined in the Clean Air Act or in federal or state regulations promulgated pursuant to the CAA will have the meanings assigned to them in the CAA or such regulations, unless otherwise provided in this Consent Decree. Whenever the terms set forth below are used in Attachments D and/or E, the following definitions apply:

- a. *Assist Air* means all air that is intentionally introduced before or at a Flare tip through nozzles or other hardware conveyance for the purposes of, including, but not limited to, protecting the design of the Flare tip, promoting turbulence for mixing, or inducing air into the flame. Assist Air includes premix Assist Air and Perimeter Assist Air. Assist Air does not include surrounding ambient air.
- b. *Assist Steam* means all steam that is intentionally introduced before or at a Flare tip through nozzles or other hardware conveyance for the purposes of, including, but not limited to, protecting the design of the Flare tip, promoting turbulence for mixing, or inducing air into the flame. Assist Steam includes, but is not necessarily limited to, Center Steam, lower steam, and upper steam. Assist Steam does not include water vapor that exists in the header prior to the flare and is accounted for in the measurement of the Net Heating Value of the Vent Gas.
- c. *Available for Operation* means, with respect to a Compressor within a FGRS, that the Compressor is capable of commencing the recovery of Potentially Recoverable Gas as soon as practicable but not more than one hour after the Need for a Compressor to Operate arises. The period of time, not to exceed one hour, allowed by this definition for the startup of a Compressor will be included in the amount of time that a Compressor is Available for Operation. The periods provided for in Consent Decree sub-Paragraphs 38.f (Maintenance of FGRS) and 38.g (FGRS Shut Down) may be included in the amount of time that the Compressors are Available for Operation.
- d. *BTU/scf* means British Thermal Unit per standard cubic foot.
- e. *Calendar Quarter* means a three-month period ending on March 31, June 30, September 30, or December 31.
- f. *Capable of Receiving Sweep, Supplemental, and/or Waste Gas* means, for a Flare, that the flow of Sweep Gas, Supplemental Gas, and/or Waste Gas is not prevented from being directed to the Flare by means of an isolation device such as closed valves, blinds, and/or stopples.
- g. *Center Steam* means the portion of Assist Steam introduced into the stack of a Flare to reduce burnback.
- h. *Combustion Efficiency* or *CE* means a Flare's efficiency in converting the organic carbon compounds found in Combustion Zone Gas to carbon dioxide. Combustion

Efficiency must be determined in accordance with Attachment F-2 in NSR Permit No. 144784.

- i. *Combustion Zone* means the area of the Flare flame where the Combustion Zone Gas combines for combustion.
- j. *Combustion Zone Gas* means all gases and vapors found after the Flare tip. This gas includes all Vent Gas, Pilot Gas, Total Steam, and Assist Air. Assist air does not include the surrounding ambient air.
- k. *Compressor* means, with respect to a FGRS, a mechanical device designed and installed to recover gas from a flare header. Types of FGRS compressors include reciprocating compressors, centrifugal compressors, liquid ring compressors, screw compressors, and liquid jet ejectors.
- l. *Consent Decree* or *Decree* means this Consent Decree, including any and all tables and attached appendices.
- m. *Covered Facility* or *Covered Facilities* means the Freeport, Hahnville, Orange, and Plaquemine Facilities.
- n. *Covered Flare* or *Covered Flares* means each of the following Flares, as well as any Newly Installed Covered Flare or Portable Flare in use at a Covered Facility:
 - the Freeport Flares,
 - the Hahnville Flares,
 - the Orange Flares, and
 - the Plaquemine Flares
- o. *Day* means a calendar day unless expressly stated to be a business day. In computing any period of time for a compliance deadline under this Consent Decree (e.g., a deadline for installing a FGRS or submitting a WGMP), where the last day would fall on a Saturday, Sunday, or federal or Louisiana state holiday, the period will run until the close of business of the next business day.
- p. *Effective Date* is June 10, 2021.
- q. *EPA* means the United States Environmental Protection Agency and any of its successor departments or agencies.
- r. *External Utility Loss* means a loss in the supply of electrical power or other third party utility to a Covered Facility that is caused by actions occurring outside the boundaries of a Covered Facility, excluding utility losses due to an interruptible utility service agreement.
- s. *Flare* means a combustion device lacking an enclosed combustion chamber that uses an uncontrolled volume of ambient air to burn gases.
- t. *Flare Gas Recovery System* or *FGRS* means a system of one or more Compressors, piping, and associated water seal, rupture disk, or other equipment used to divert gas from a Flare and direct the gas to a fuel gas system, to a

combustion device other than the Flare, or to a product, co-product, by-product, or raw material recovery system.

- u. *Flare Tip Velocity* or *V_{tip}* means the velocity of gases exiting the Flare tip as defined in Attachment E, Paragraph 23.
- v. *Force Majeure*, for purposes of this Consent Decree, is defined as any event beyond the control of the Applicable Defendant(s), of any entity controlled by the Applicable Defendant(s), or of the Applicable Defendant's(s') contractors, which delays or prevents the performance of any obligation under this Decree despite the Applicable Defendant's(s') best efforts to fulfill the obligation. The requirement that the Applicable Defendant(s) exercise "best efforts to fulfill the obligation" includes using best efforts to anticipate any potential Force Majeure and best efforts to address the effects of any potential Force Majeure: (a) as it is occurring and (b) following the potential Force Majeure, such that the delay and any adverse effects of the delay are minimized. Force Majeure does not include the Applicable Defendant's(s') financial inability to perform any obligation under this Consent Decree. [Consent Decree Paragraph 84]
- w. *Freeport Facility* means the petrochemical manufacturing facility owned and operated by The Dow Chemical Company, located at 2301 Brazosport Boulevard, Freeport, Texas.
- x. *Freeport Flares* means the following 10 Steam-Assisted Flares located at the Freeport Facility:
 - LHC-7 Large FS-1
 - LHC-8 Elevated FS-1
 - LHC-8 Ground GF-500
 - LHC-8 Small FS-1018
 - Marine Large FS-1
 - Marine Octene FS-100
 - PDC
 - Poly 3
 - Poly 4
 - Poly Pilot Plant
- y. *In Operation*, with respect to a Flare, means all times that Sweep, Supplemental, or Waste Gas is or may be vented to a Flare. A Flare that is In Operation is Capable of Receiving Sweep, Supplemental, or Waste Gas unless all Sweep, Supplemental, and Waste Gas flow is prevented by means of an isolation device such as closed valves, blinds, and/or stopples.
- z. *Lower Heating Value* or *LHV* means the theoretical total quantity of heat liberated by the complete combustion of a unit volume or weight of a fuel initially at 25 degrees Centigrade and 760 mmHg, assuming that the produced water is vaporized and all combustion products remain at, or are returned to, 25 degrees Centigrade; however, the standard for determining the volume corresponding to one mole is 20 degrees Centigrade.

- aa. *Malfunction* means, as specified in 40 C.F.R. § 60.2, any sudden, infrequent, and not reasonably preventable failure of air pollution control equipment, process equipment, or a process to operate in a normal or usual manner. Failures that are caused in part by poor maintenance or careless operation are not Malfunctions. In any dispute under this Consent Decree involving this definition, the Applicable Defendant(s) has(have) the burden of proving:
- (1) The excess emissions were caused by a sudden, unavoidable breakdown of technology, beyond the control of the owner or operator;
 - (2) The excess emissions: (a) did not stem from any activity or event that could have been foreseen and avoided, or planned for, and (b) could not have been avoided by better operation and maintenance practices;
 - (3) To the maximum extent practicable the air pollution control equipment or processes were maintained and operated in a manner consistent with good practice for minimizing emissions;
 - (4) Repairs were made in an expeditious fashion when the operator knew or should have known that applicable emission limitations were being exceeded. Off-shift labor and overtime must have been used, to the extent practicable, to ensure that such repairs were made as expeditiously as practicable;
 - (5) The amount and duration of the excess emissions (including any bypass) were minimized to the maximum extent practicable during periods of such emissions;
 - (6) All possible steps were taken to minimize the impact of the excess emissions on ambient air quality;
 - (7) All emission monitoring systems were kept in operation if at all possible;
 - (8) The owner or operator's actions during the period of excess emissions were documented by properly signed, contemporaneous operating logs, or other relevant evidence;
 - (9) The excess emissions were not part of a recurring pattern indicative of inadequate design, operation, or maintenance; and
 - (10) The owner or operator properly and promptly notified the appropriate regulatory authority if required.
- bb. *Monitoring System Malfunction* means any sudden, infrequent, and not reasonably preventable failure of instrumentation or a monitoring system to operate in a normal or usual manner. Failures that are caused in part by poor maintenance or careless operation are not Monitoring System Malfunctions. In any dispute under this Consent Decree involving this definition, the Applicable Defendant(s) has(have) the burden of proving:
- (1) The instrument or monitoring system downtime was caused by a sudden, unavoidable breakdown of technology, beyond the control of the owner or operator;

- (2) The instrument or monitoring system downtime: (a) did not stem from any activity or event that could have been foreseen and avoided, or planned for, and (b) could not have been avoided by better operation and maintenance practices;
- (3) To the maximum extent practicable, the instrument or monitoring system was maintained and operated in a manner consistent with good practice for minimizing emissions;
- (4) Repairs were made in an expeditious fashion when the operator knew or should have known that applicable emission limitations were being exceeded. Off-shift labor and overtime must have been used, to the extent practicable, to ensure that such repairs were made as expeditiously as practicable;
- (5) The amount and duration of the instrument or monitoring system downtime was minimized to the maximum extent practicable;
- (6) The owner or operator's actions during the period of instrument or monitoring system downtime were documented by properly signed, contemporaneous operating logs, or other relevant evidence; and
- (7) The instrument or monitoring system downtime was not part of a recurring pattern indicative of inadequate design, operation, or maintenance.

cc. *MSCF* or *mscf* means million standard cubic feet.

dd. *Need for a Compressor to Operate* means:

- (1) For a situation in which no Compressor within the FGRS is recovering gas: When a Potentially Recoverable Gas flow rate (determined on a fifteen-minute block average) to the Covered Flare(s) serviced by the FGRS exists; or
- (2) For a situation in which one or more Compressors within the FGRS already are recovering gas: When the Potentially Recoverable Gas flow rate (determined on a fifteen minute block average) exceeds the capacity of the operating Compressor(s).

ee. *Net Heating Value* means Lower Heating Value.

ff. *Net Heating Value Analyzer* or *NHV Analyzer* means an instrument capable of measuring the Net Heating Value of Vent Gas in BTU/scf. The sample extraction point of a Net Heating Value Analyzer may be located upstream of the introduction of Supplemental Gas and/or Sweep Gas and/or Purge Gas if the composition and flow rate of any such Supplemental Gas and/or Sweep Gas and/or Purge Gas is known and if this known value then is used in the calculation of the Net Heating Value of the Vent Gas.

gg. *Net Heating Value of Combustion Zone Gas* or *NHVcz* means the Lower Heating Value, in BTU/scf, of the Combustion Zone Gas in a Flare. *NHVcz* must be calculated in accordance with Step 3 of Attachment F-2 in NSR Permit No. 144784.

- hh. *Net Heating Value of Vent Gas* or *NHVvg* means the Lower Heating Value, in BTU/scf, of the Vent Gas directed to a Flare. *NHVvg* must be calculated in accordance with Step 1 of Attachment F-2 in NSR Permit No. 144784.
- ii. *New Source Review* or *NSR* means the PSD and NNSR provisions in Part C and D of Subchapter I of the Clean Air Act, 42 U.S.C. §§ 7470- 7492, 7501-7515, the Minor NSR provisions in § 7410(a), applicable federal regulations implementing such provisions of the CAA, and the corresponding provisions of the federally enforceable SIPs for the state of Louisiana and the state of Texas.
- jj. *Newly Installed Covered Flare(s)* means any Flare that is permanently installed, receives Waste Gas that has been redirected to it from an existing Covered Flare (existing as of the Effective Date), and commences operation at a Covered Facility after the Effective Date.
- kk. *Pilot Gas* means gas introduced into a Flare tip that provides a flame to ignite the Vent Gas.
- ll. *Portable Flare* means a Flare that is not permanently installed and that receives Waste Gas that has been redirected to it from a Covered Flare during an outage.
- mm. *Potentially Recoverable Gas* means the Sweep Gas, Supplemental Gas, and/or Waste Gas (including hydrogen, nitrogen, oxygen, carbon dioxide, carbon monoxide, and/or water) directed to a Covered Flare's or group of Covered Flares' FGRS, except that Regeneration Waste Gas Streams are not included in the definition of Potentially Recoverable Gas.
- nn. *Purge Gas* means the gas introduced between a Flare header's water seal and the Flare tip to prevent oxygen infiltration (backflow) into the Flare tip. For a Flare with no water seal, the function of Purge Gas is performed by Sweep Gas, and therefore, by definition, such a Flare has no Purge Gas.
- oo. *Regeneration Waste Gas Streams* means Waste Gas streams produced during the regeneration of the dryers, reactors, and other vessels at the Covered Facilities. Regeneration Waste Gas Streams are high in nitrogen (typically approximately 90%) and have very low heating value (typically approximately 100 btu/scf), thus they are not a useful fuel.
- pp. *SCFD* or *scfd* means standard cubic feet per Day.
- qq. *SCFH* or *scfh* means standard cubic feet per hour.
- rr. *SCFM* or *scfm* means standard cubic feet per minute.
- ss. *Smoke Emissions* has the meaning set forth in Section 3.5 of Method 22 of 40 C.F.R. Part 60, Appendix A. For purposes of this Decree, Smoke Emissions may be either documented by a video camera or determined by an observer knowledgeable with respect to the general procedures for determining the presence of Smoke Emissions per Method 22.

- tt. *Standard Conditions* means a temperature of 68 degrees Fahrenheit and a pressure of 1 atmosphere. Unless otherwise expressly set forth in this Consent Decree or an Appendix, Standard Conditions apply.
- uu. *Steam-Assisted Flare* means a Flare that uses Assist Steam piped to a Flare tip to assist in combustion.
- vv. *Supplemental Gas* means all gas introduced to a Flare in order to improve the combustible characteristics of the Combustion Zone Gas.
- ww. *Sweep Gas* means gas intentionally introduced into a Flare header system to prevent oxygen buildup in the Flare header.
- xx. *Total Steam* means the total of all Assist Steam that is supplied to a Flare and includes, but is not limited to, lower steam, Center Steam, and upper steam.
- yy. *Unobstructed Cross Sectional Area of the Flare Tip* or $A_{tip-unob}$ means the open, unobstructed area of a Flare tip through which Vent Gas and Center Steam pass. Diagrams of four common Flare types are set forth in Attachment F-3 of NSR Permit No. 144784 together with the equations for calculating the $A_{tip-unob}$ of these four types.
- zz. *Vent Gas* means all gas found just before the Flare tip. This gas includes all Waste Gas, that portion of Sweep Gas that is not recovered, Purge Gas, and Supplemental Gas, but does not include Pilot Gas, Total Steam, or Assist Air.
- aaa. *Visible Emissions* means five minutes or more of Smoke Emissions during any two consecutive hours.
- bbb. *VOC or Volatile Organic Compounds* has the meaning ascribed to it in 40 C.F.R. § 51.100(s).
- ccc. *Waste Gas* means the mixture of all gases from facility operations that is directed to a Flare for the purpose of disposing of the gas. Waste Gas does not include gas introduced to a Flare exclusively to make it operate safely and as intended; therefore, Waste Gas does not include Pilot Gas, Total Steam, Assist Air, or the minimum amount of Sweep Gas and Purge Gas that is necessary to perform the functions of Sweep Gas and Purge Gas. Waste Gas also does not include the minimum amount of gas introduced to a Flare to comply with regulatory or enforceable permit requirements regarding the combustible characteristics of Combustion Zone Gas; therefore, Waste Gas does not include Supplemental Gas. Depending upon the instrumentation that monitors Waste Gas, certain compounds (hydrogen, nitrogen, oxygen, carbon dioxide, carbon monoxide, and/or water (steam)) that are directed to a Flare for the purpose of disposing of these compounds may be excluded from calculations relating to Waste Gas flow. The circumstances in which such exclusions are permitted are specifically identified in Section V (Compliance Requirements). Appendix 1.4 to this Consent Decree depicts the meaning of Waste Gas, together with its relation to other gases associated with Flares.

Permit 144784 and PSDTX994M1

Attachment F-2

Calculating Combustion Efficiency, Net Heating Value of the Combustion Zone Gas (NHVcz), the Net Heating Value Dilution Parameter (NHVdil), and Flare Tip Velocity

All abbreviations, constants, and variables are defined in the Key on Page 44 of this NSR Permit No. 144784. This Attachment is only applicable to the Special Conditions of Attachment E (Incorporated Consent Decree Requirements).

Combustion Efficiency Equation:

$$CE = [CO_2]/([CO_2] + [CO] + [OC])$$

where:

[CO₂] = Concentration in volume percent or ppm-meters of carbon dioxide in the combusted gas immediately above the Combustion Zone

[CO] = Concentration in volume percent or ppm-meters of carbon monoxide in the combusted gas immediately above the Combustion Zone

[OC] = Concentration in volume percent or ppm-meters of the sum of all organic carbon compounds in the combusted gas immediately above the Combustion Zone, counting each carbon molecule separately where the concentration of each individual compound is multiplied by the number of carbon atoms it contains before summing (e.g., 0.1 volume percent ethane shall count as 0.2 percent OC because ethane has two carbon atoms)

For purposes of using the CE equation, the unit of measurement for CO₂, CO, and OC must be the same; that is, if “volume percent” is used for one compound, it must be used for all compounds. “Volume percent” cannot be used for one or more compounds and “ppm-meters” for the remainder.

Step 1: Determine the Net Heating Value of the Vent Gas (NHVvg)

The Company shall determine the Net Heating Value of the Vent Gas (NHVvg) based on composition monitoring data on a 15-minute block average basis according to the following requirements. If the Company monitors separate gas streams that combine to comprise the total vent gas flow to a Covered Flare, the 15-minute block average Net Heating Value shall be determined separately for each measurement location according to the following requirements and a flow-weighted average of the gas stream Net Heating Values shall be used to determine the 15-minute block average Net Heating Value of the cumulative Vent Gas. The NHVvg 15-minute block averages shall be calculated for set 15-minute time periods starting at 12 midnight to 12:15 AM, 12:15 AM to 12:30 AM and so on, concluding at 11:45 PM to midnight.

Step 1a: Equation or Output to be Used to Determine NHVvg at a Measurement Location

For any gas stream for which the Company complies with Special Condition 8 in Attachment E by collecting compositional analysis data in accordance with the method set forth in 8.A: Equation 1 shall be used to determine the NHVvg of a specific sample by summing the Net Heating Value for each individual component by individual component volume fractions. Individual component Net Heating Values are listed in Table 1 of this Attachment.

$$NHV_{vg} = \sum_{i=1}^n (x_i * NHV_i) \quad \text{Equation 1}$$

For any gas stream for which the Company complies with Special Condition 8 in Attachment E by collecting direct Net Heating Value monitoring data in accordance with the method set forth in 8.B but for which a Hydrogen Concentration Monitor is not used: Use the direct output (measured value) of the monitoring system(s) (in BTU/scf) to determine the NHV_{vg} for the sample.

For any gas stream for which the Company complies with Special Condition 8 in Attachment E by collecting direct Net Heating Value monitoring data in accordance with the method set forth in 8.B and for which a Hydrogen Concentration Monitor is also used: Equation 2 shall be used to determine the NHV_{vg} for each sample measured via the Net Heating Value monitoring system. Where hydrogen concentration data is collected, Equation 2 performs a net correction for the measured heating value of hydrogen since the theoretical Net Heating Value for hydrogen is 274 Btu/scf, but for the purposes of this Consent Decree, a Net Heating Value of 1,212 Btu/scf may be used (1,212 – 274 = 938 BTU/scf).

$$NHV_{vg} = NHV_{measured} + 938x_{H_2} \qquad \text{Equation 2}$$

Step 1b: Calculation Method to be Used in Applying Equation/Output to Determine NHV_{vg}

For any Covered Flare for which the Company complies with Special Condition 8 in Attachment E by using a continuous monitoring system in accordance with the method set forth in 8.A or 8.B: The Company may elect to determine the 15-minute block average NHV_{vg} using either the Feed-Forward Calculation Method or the Direct Calculation Method (both described below). The Company need not elect to use the same methodology at all Covered Flares with a continuous monitoring system; however, for each such Covered Flare, the Company must elect one calculation method that will apply at all times, and use that method for all continuously monitored flare vent streams associated with that Covered Flare. If the Company intends to change the calculation method that applies to a Covered Flare, the Company must notify the EPA 30 days in advance of such a change.

Feed-Forward Calculation Method. When calculating NHV_{vg} for a specific 15-minute block:

1. Use the results from the first sample collected during an event (for periodic Vent Gas flow events) for the first 15-minute block associated with that event.
2. If the results from the first sample collected during an event (for periodic Vent Gas flow events) are not available until after the second 15-minute block starts, use the results from the first sample collected during an event for the second 15- minute block associated with that event.
3. For all other cases, use the results that are available from the most recent sample prior to the 15-minute block period for that 15-minute block period for all Vent Gas streams. For the purpose of this requirement, use the time that the results become available rather than the time the sample was collected. For example, if a sample is collected at 12:25 AM and the analysis is completed at 12:38 AM, the results are available at 12:38 AM and these results would be used to determine compliance during the 15-minute block period from 12:45 AM to 1:00 AM.

Direct Calculation Method. When calculating NHV_{vg} for a specific 15-minute block:

1. If the results from the first sample collected during an event (for periodic Vent Gas flow events) are not available until after the second 15-minute block starts, use the results from the first sample collected during an event for the first 15- minute block associated with that event.
2. For all other cases, use the arithmetic average of all NHV_{vg} measurement data results that become available during a 15-minute block to calculate the 15-minute block average for that

period. For the purpose of this requirement, use the time that the results become available rather than the time the sample was collected. For example, if a sample is collected at 12:25 AM and the analysis is completed at 12:38 AM, the results are available at 12:38 AM and these results would be used to determine compliance during the 15-minute block period from 12:30 AM to 12:45 AM

Step 2: Determine Volumetric Flow Rates of Gas Streams

The Company shall determine the volumetric flow rate in standard cubic feet (scf) of vent gas, along with the volumetric flow rates (in scf) of any Supplemental Gas, Assist Steam, and Premix Assist Air, over a 15-minute block average basis. The 15-minute block average volumetric flow rates shall be calculated for set 15-minute time periods starting at 12 midnight to 12:15 AM, 12:15 AM to 12:30 AM and so on, concluding at 11:45 PM to midnight.

For any gas streams for which the Company complies with Consent Decree Paragraph 20 by using a monitoring system that directly records volumetric flow rate: Use the direct output (measured value) of the monitoring system(s) (in scf), as corrected for the temperature and pressure of the system to standard conditions (i.e., a temperature of 20 °C (68 °F) and a pressure of 1 atmosphere) to then calculate the average volumetric flow rate of that gas stream for the 15- minute block period.

For Vent Gas, Assist Steam, Premix Assist Air gas streams, or purge nitrogen for which the Company complies with Consent Decree Paragraph 20 by using a mass flow monitor to determine volumetric flow rate: Equation 3 shall be used to determine the volumetric flow rate of Vent Gas, Assist Air, or Assist Steam by converting mass flow rate to volumetric flow at standard conditions (i.e., a temperature of 20 °C (68 °F) and a pressure of 1 atmosphere). Equation 3 uses the molecular weight of the gas stream as an input to the equation; therefore, if the Company elects to use a mass flow monitor to determine volumetric flow rate of Vent Gas, the Company must collect compositional analysis data for such Vent Gas in accordance with the method set forth in 8.A. For assist steam, use a molecular weight of 18 pounds per pound-mole. For assist air, use a molecular weight of 29 pounds per pound-mole. For nitrogen, use a molecular weight of 28 pounds per pound-mole. For natural gas and methane, use the molecular weights of 16.85 and 16.04, respectively. The converted volumetric flow rates at standard conditions from Equation 3 shall then be used to calculate the average volumetric flow rate of that gas stream for the 15-minute block period.

$$Q_{vol} = \frac{Q_{mass} * 385.3}{MWT} \qquad \text{Equation 3}$$

For gas streams for which the molecular weight of the gas is known and for which the Company complies with Special Conditions 4 or 5 in Attachment E by using continuous pressure/temperature monitoring system(s): Use appropriate engineering calculations to determine the average volumetric flow rate of that gas stream for the 15-minute block period. For assist steam, use a molecular weight of 18 pounds per pound-mole. For assist air, use a molecular weight of 29 pounds per pound-mole. For nitrogen, use a molecular weight of 28 pounds per pound-mole. For Vent Gas, molecular weight must be determined by collecting compositional analysis data for such Vent Gas in accordance with the method set forth in 8.A. For natural gas and methane, use the molecular weights of 16.85 and 16.04, respectively.

Step 3: Calculate the Net Heating Value of the Combustion Zone Gas (NHVcz)

For any Covered Flare at which: 1) the Feed-Forward Calculation Method is used; 2) gas composition or Net Heating Value monitoring is performed in a location representative of the

cumulative vent gas stream; and 3) Supplemental Gas flow additions to the flare are directly monitored: Equation 4 shall be used to determine the 15-minute block average NHVcz based on the 15-minute block average vent gas, supplemental gas, and assist gas flow rates.

$$NHV_{cz} = \frac{(Q_{vg} - Q_{NG2} + Q_{NG1}) * NHV_{vg} + (Q_{NG2} - Q_{NG1}) * NHV_{NG}}{Q_{vg} + Q_s + Q_{a,premix}} \quad \text{Equation 4}$$

For the first 15-minute block period of an event, QNG1 shall use the volumetric flow value for the current 15-minute block period (i.e. QNG1= QNG2). NHVNG shall be determined using one of the following methods: 1) direct compositional or Net Heating Value monitoring of the natural gas stream in accordance with Step 1; or 2) for purchased (“pipeline quality”) natural gas streams, the Company may elect to either: a) use annual or more frequent grab sampling at any one representative location; or b) assume a Net Heating Value of 920 BTU/scf.

For all other Covered Flares: Equation 5 shall be used to determine the 15-minute block average NHVcz based on the 15-minute block average vent gas and assist gas flow rates. For periods when there is no Assist Steam flow or Premix Assist Air flow, NHVcz = NHVvg.

$$NHV_{cz} = \frac{Q_{vg} * NHV_{vg}}{Q_{vg} + Q_s + Q_{a,premix}} \quad \text{Equation 5}$$

Step 4: Calculate the Net Heating Value Dilution Parameter (NHV_{dil})

For any Covered Flare at which: 1) the Feed-Forward Calculation Method is used; 2) gas composition or Net Heating Value monitoring is performed in a location representative of the cumulative vent gas stream; and 3) Supplemental Gas flow additions to the flare are directly monitored: Equation 6 shall be used to determine the 15-minute block average NHVdil only during periods when Perimeter Assist Air is used. For 15-minute block periods when there is no cumulative volumetric flow of Perimeter Assist Air, the 15- minute block average NHVdil parameter does not need to be calculated.

$$NHV_{dil} = \frac{[(Q_{vg} - Q_{NG2} + Q_{NG1}) * NHV_{vg} + (Q_{NG2} - Q_{NG1}) * NHV_{NG}] * Diam}{(Q_{vg} + Q_s + Q_{a,premix} + Q_{a,perimeter})} \quad \text{Equation 6}$$

For the first 15-minute block period of an event, QNG1 shall use the volumetric flow value for the current 15-minute block period (i.e. QNG1 = QNG2). NHVNG shall be determined using one of the following methods: 1) direct compositional or Net Heating Value monitoring of the natural gas stream in accordance with Step 1; or 2) for purchased (“pipeline quality”) natural gas streams, the Company may elect to either: a) use annual or more frequent grab sampling at any one representative location; or b) assume a Net Heating Value of 920 BTU/scf.

For all other Covered Flares: Equation 7 shall be used to determine the 15-minute block average NHVdil based on the 15-minute block average vent gas and Perimeter Assist Air flow rates, only during periods when Perimeter Assist Air is used. For 15-minute block periods when there is no cumulative volumetric flow of Perimeter Assist Air, the 15- minute block average NHVdil parameter does not need to be calculated.

$$NHV_{dil} = \frac{Q_{vg} * Diam * NHV_{vg}}{(Q_{vg} + Q_s + Q_{a,premix} + Q_{a,perimeter})} \quad \text{Equation 7}$$

Step 5: Ensure that during flare operation, $NHV_{cz} \geq 270$ BTU/scf

The flare must be operated to ensure that NHV_{cz} is equal to or above 270 BTU/scf, as determined for each 15-minute block period when Waste Gas is routed to a Covered Flare for at least 15- minutes. Equation 8 shows this relationship.

$$NHV_{cz} \geq 270 \text{ BTU/scf} \qquad \text{Equation 8}$$

Step 6: Ensure that during flare operation, $NHV_{dil} \geq 22$ BTU/ft²

A flare actively receiving Perimeter Assist Air must be operated to ensure that NHV_{dil} is equal to or above 22 BTU/ft², as determined for each 15-minute block period when Supplemental, Sweep, and/or Waste Gas is routed to a Covered Flare for at least 15- minutes. Equation 9 shows this relationship.

$$NHV_{dil} \geq 22 \text{ BTU/ft}^2 \qquad \text{Equation 9}$$

Calculation Method for Determining Compliance with Vtip Operating Limits.

The Company shall determine Vtip on a 15-minute Block Average basis according to the following requirements:

- (a) The permit holder shall use design and engineering principles and the guidance in Attachment F-3 to determine the Unobstructed Cross Sectional Area of the Flare Tip. The Unobstructed Cross Sectional Area of the Flare Tip is the total tip area that Vent Gas can pass through. This area does not include any stability tabs, stability rings, and Upper Steam or air tubes because Vent Gas does not exit through them.
- (b) The permit holder shall determine the cumulative volumetric flow of Vent Gas for each 15-minute Block Average Period using the data from the continuous flow monitoring system required in Consent Decree Paragraph 20 according to the requirements in Step 2 above.
- (c) The 15-minute Block Average Vtip shall be calculated using Equation 10.

$$V_{tip} = \frac{Q_{cum}}{Area \times 900} \qquad \text{Equation 10}$$

(d) If the permit holder chooses to comply with Special Condition 23.B in Attachment E, the permit holder shall also determine the NHV_{vg} using Step 1 above and calculate V_{max} using Equation 11 in order to compare Vtip to V_{max} on a 15-minute Block Average basis

$$\log_{10}(V_{max}) = \frac{NHV_{vg} + 1,212}{850} \qquad \text{Equation 11}$$

Key to the Abbreviations:

385.3 = Conversion factor (scf/lb-mol)

850 = Constant

900 = Conversion factor, (seconds / 15-minute block average)

1212 = Constant

Area = The unobstructed cross sectional area of the flare tip is the total tip area that vent gas can pass through, ft². This area does not include any stability tabs, stability rings, and upper stream or air tubes because flare vent gas does not exit through them. Use design and engineering principles to determine the unobstructed cross sectional area of the flare tip.

$$Diam = 2 * \sqrt{Area \div \pi}$$

i = individual component in Vent Gas (unitless)

MWt = molecular weight of the gas at the flow monitoring location (lb/lb-mol)

n = number of components in Vent Gas (unitless)

NHV_{cz} = Net Heating Value of Combustion Zone Gas (BTU/scf)

NHV_{*i*} = Net Heating Value of component *i* according to Table 1 of this Appendix (BTU/scf)

NHV_{measured} = Net Heating Value of Vent Gas stream as measured by monitoring system (BTU/scf)

NHV_{NG} = Net Heating Value of Supplemental Gas to flare during the 15-minute block period (BTU/scf)

NHV_{vg} = Net Heating Value of Vent Gas (BTU/scf)

Q_{a,perimeter} = cumulative volumetric flow of perimeter assist air during the 15-minute block period (scf)

Q_{a,premix} = cumulative volumetric flow of premix assist air during the 15-minute block period (scf)

Q_{cum} = cumulative volumetric flow over 15-minute block average period (scf)

Q_{mass} = mass flow rate (pounds per second)

Q_{NG1} = cumulative volumetric flow of Supplemental Gas to flare during previous 15-minute block period (scf)

Q_{NG2} = cumulative volumetric flow of Supplemental Gas to flare during the 15-minute block period (scf)

Q_s = cumulative volumetric flow of Total Steam during the 15-minute block period (scf)

Q_{vg} = cumulative volumetric flow of Vent Gas during the 15-minute block period (scf)

Q_{vol} = volumetric flow rate (scf per second)

V_{max} = maximum allowed flare tip velocity (feet per second)

V_{tip} = Flare tip velocity (feet per second)

X_{*i*} = concentration of component *i* in Vent Gas (vol fraction)

X_{H2} = concentration of H₂ in Vent Gas at time sample was input into NHV monitoring system (vol fraction)

Table 1
Individual Component Properties

Component	Molecular Formula	MW _i (pounds per pound-mole)	CMN _i (mole per mole)	NHV _i (British thermal units per standard cubic foot)	LFL _i (volume %)
Acetylene	C ₂ H ₂	26.04	2	1,404	2.5
Benzene	C ₆ H ₆	78.11	6	3,591	1.3
1,2-Butadiene	C ₄ H ₆	54.09	4	2,794	2.0
1,3-Butadiene	C ₄ H ₆	54.09	4	2,690	2.0
iso-Butane	C ₄ H ₁₀	58.12	4	2,957	1.8
n-Butane	C ₄ H ₁₀	58.12	4	2,968	1.8
cis-Butene	C ₄ H ₈	56.11	4	2,830	1.6
iso-Butene	C ₄ H ₈	56.11	4	2,928	1.8
trans-Butene	C ₄ H ₈	56.11	4	2,826	1.7
Carbon Dioxide	CO	44.01	1	0	∞
Carbon Monoxide	CO ₂	28.01	1	316	12.5
Cyclepropane	C ₃ H ₆	42.08	3	2,185	2.4
Ethane	C ₂ H ₆	30.07	2	1,595	3.0
Ethylene	C ₂ H ₄	28.05	2	1,477	2.7
Hydrogen	H ₂	2.02	0	1,212 ^A	4.0
Hydrogen Sulfide	H ₂ S	34.08	0	587	4.0
Methane	CH ₄	16.04	1	896	5.0
Methyl-Acetylene	C ₃ H ₄	40.06	3	2,088	1.7
Nitrogen	N ₂	28.01	0	0	∞
Oxygen	O ₂	32.00	0	0	∞
Pentane+ (C5+)	C ₅ H ₁₂	72.15	5	3,655	1.4
Propadiene	C ₃ H ₄	40.06	3	2,066	2.16
Propane	C ₃ H ₈	44.10	3	2,281	2.1
Propylene	C ₃ H ₆	42.08	3	2,150	2.4
Water	H ₂ O	18.02	0	0	∞

^A The theoretical Net Heating Value for hydrogen is 274 Btu/scf, but for the purposes of this Consent Decree, a Net Heating Value of 1,212 Btu/scf shall be used.

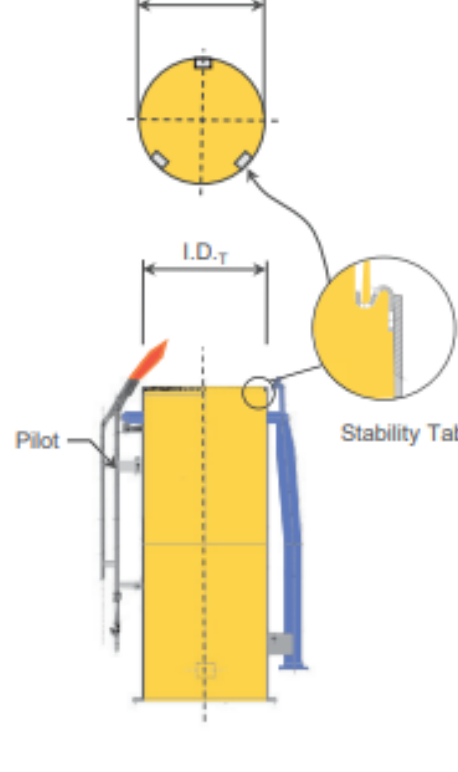
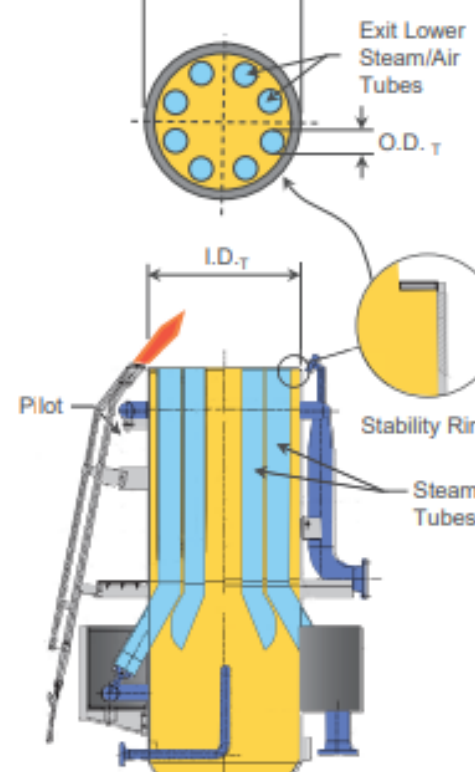
Note: If a component is not specified in this Table 1, the heats of combustion may be determined using any published values where the net enthalpy per mole of offgas is based on combustion at 25 °C and 1 atmosphere (or constant pressure) with offgas water in the gaseous state, but the standard temperature for determining the volume corresponding to one mole of vent gas is 20 °C.

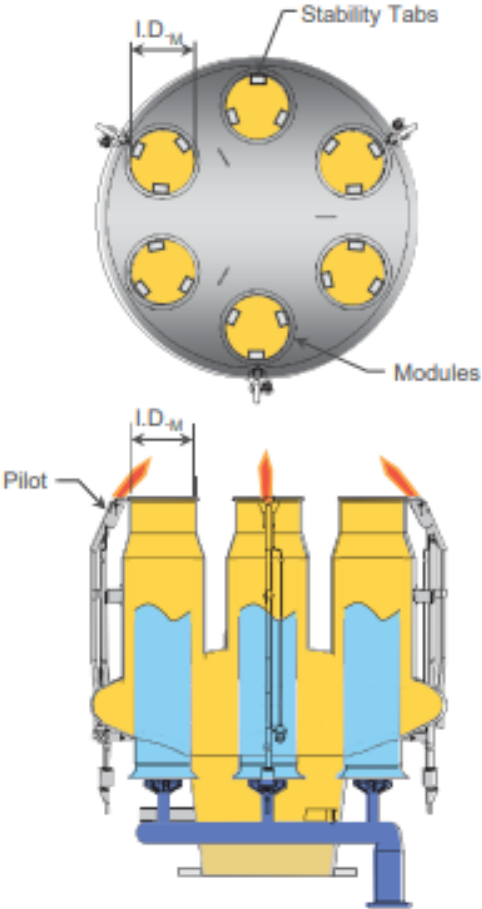
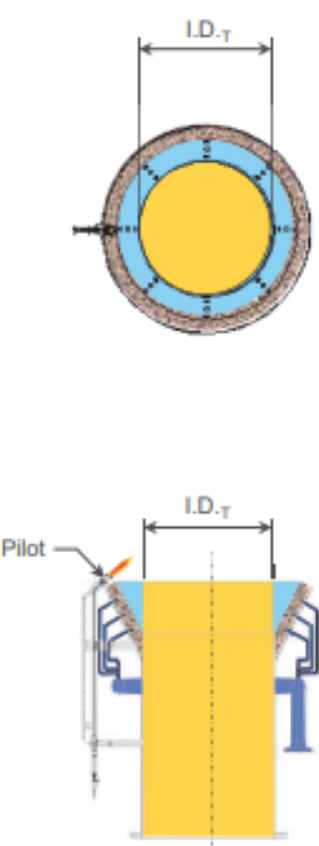
Date: July 16, 2025

Permit 144784 and PSDTX994M1

Attachment F-3

Calculating the Unobstructed Cross-Sectional Area of Various Types of Flare Tips

Type I	Type II
 <p style="text-align: center;">$A_{tip-uncob} = \pi(I.D.T)^2/4 - (X_T \cdot A_{ST})$</p>	 <p style="text-align: center;">$A_{tip-uncob} = \pi(I.D.T)^2/4 - A_{ST} - N_T \cdot \pi(O.D.T)^2/4$</p>
<p>Where:</p> <ul style="list-style-type: none"> $A_{tip-uncob}$ = Unobstructed Cross Sectional Area of Flare Tip $I.D.T$ = Inside Diameter Flare Tip X_T = Number of Stability Tabs A_{ST} = Area of a Stability Tab 	<p>Where:</p> <ul style="list-style-type: none"> $A_{tip-uncob}$ = Unobstructed Cross Sectional Area of Flare Tip $I.D.T$ = Inside Diameter Flare Tip A_{ST} = Area of Stability Ring $O.D.T$ = Outside Diameter of Steam/Air Tubes N_T = Number of Steam/Air Tubes
<p>Example: $I.D.T = 41.5$ inches $X_T = 3$ $A_{ST} = 3$ Sq. inches</p>	<p>Example: $I.D.T = 47.5$ inches $A_{ST} = 100$ Sq. inches $O.D.T = 6.5$ inches $N_T = 8$</p>
<p>$A_{tip-uncob} = \pi(41.5)^2/4 - (3 \cdot 3)$ $A_{tip-uncob} = 1344$ Sq. inches</p>	<p>$A_{tip-uncob} = \pi(47.5)^2/4 - 100 - 8 \cdot \pi(6.5)^2/4$ $A_{tip-uncob} = 1322$ Sq. inches</p>

Type III	Type IV
 <p style="text-align: center;"> $A_{\text{tip-unob}} = N_M * (\pi * (I.D._M)^2 / 4 - X_T * A_{ST})$ </p>	 <p style="text-align: center;"> $A_{\text{tip-unob}} = \pi (I.D._T)^2 / 4$ </p>
<p>Where: $A_{\text{tip-unob}}$ = Unobstructed Cross Sectional Area of Flare Tip $I.D._M$ = Inside Diameter of One Tip Module N_M = Number of Modules X_T = Number of Stability Tabs per Module A_{ST} = Area of a Stability Tab</p>	<p>Where: $A_{\text{tip-unob}}$ = Unobstructed Cross Sectional Area of Flare Tip $I.D._T$ = Inside Diameter of Flare Tip</p>
<p>Example: $I.D._M = 17$ inches $N_M = 6$ $X_T = 3$ $A_{ST} = 3$ Sq. inches</p>	<p>Example: $I.D._T = 41.5$ inches</p>
<p>$A_{\text{tip-unob}} = 6 * (\pi * (17)^2 / 4 - 3 * 3)$ $A_{\text{tip-unob}} = 1308$ Sq. inches</p>	<p>$A_{\text{tip-unob}} = \pi (41.5)^2 / 4$ $A_{\text{tip-unob}} = 1353$ Sq. inches</p>

Emission Sources - Maximum Allowable Emission Rates

Permit Numbers 144784 and PSDTX994M1

This table lists the maximum allowable emission rates and all sources of air contaminants on the applicant's property covered by this permit. The emission rates shown are those derived from information submitted as part of the application for permit and are the maximum rates allowed for these facilities, sources, and related activities. Any proposed increase in emission rates may require an application for a modification of the facilities covered by this permit.

Air Contaminants Data

Emission Point No. (1)	Source Name (2)	Air Contaminant Name (3)	Emission Rates	
			lbs/hour	TPY (4)
B72SH1	Pyrolysis Furnace H1	CO	45.27	-
		CO (Decoking)	181.08	-
		NO _x	30.86	-
		SO ₂	12.60	-
		SO ₂ (Decoking)	65.90	-
		PM	3.83	-
		PM ₁₀	3.83	-
		PM _{2.5}	3.83	-
		VOC	3.77	-
		Ethylene	1.03	-
		Propylene	0.75	-
B72SH2	Pyrolysis Furnace H2	CO	45.27	-
		CO (Decoking)	181.08	-
		NO _x	30.86	-
		SO ₂	12.60	-
		SO ₂ (Decoking)	65.90	-
		PM	3.83	-
		PM ₁₀	3.83	-
		PM _{2.5}	3.83	-
		VOC	3.77	-
		Ethylene	1.03	-
		Propylene	0.75	-
B72SH3	Pyrolysis Furnace H3	CO	45.27	-
		CO (Decoking)	181.08	-
		NO _x	30.86	-

Emission Sources - Maximum Allowable Emission Rates

Emission Point No. (1)	Source Name (2)	Air Contaminant Name (3)	Emission Rates	
			lbs/hour	TPY (4)
		SO ₂	12.60	-
		SO ₂ (Decoking)	65.90	-
		PM	3.83	-
		PM ₁₀	3.83	-
		PM _{2.5}	3.83	-
		VOC	3.77	-
		Ethylene	1.03	-
		Propylene	0.75	-
B72SH4	Pyrolysis Furnace H4	CO	45.27	-
		CO (Decoking)	181.08	-
		NO _x	30.86	-
		SO ₂	12.60	-
		SO ₂ (Decoking)	65.90	-
		PM	3.83	-
		PM ₁₀	3.83	-
		PM _{2.5}	3.83	-
		VOC	3.77	-
		Ethylene	1.03	-
		Propylene	0.75	-
B72SH5	Pyrolysis Furnace H5	CO	45.27	-
		CO (Decoking)	181.08	-
		NO _x	30.86	-
		SO ₂	12.60	-
		SO ₂ (Decoking)	65.90	-
		PM	3.83	-
		PM ₁₀	3.83	-
		PM _{2.5}	3.83	-

Emission Sources - Maximum Allowable Emission Rates

Emission Point No. (1)	Source Name (2)	Air Contaminant Name (3)	Emission Rates	
			lbs/hour	TPY (4)
		VOC	3.77	-
		Ethylene	1.03	-
		Propylene	0.75	-
B72SH1, B72SH2, B72SH3, B72SH4, B72SH5	Furnace Source Group Cap	CO	-	158.65
		NO _x	-	469.26
		SO ₂	-	2.68
		PM	-	58.63
		PM ₁₀	-	58.63
		PM _{2.5}	-	58.63
		VOC	-	43.26
		Ethylene	-	0.70
		Propylene	-	0.05
B72CT1	CT-1 Cooling Tower	VOC	3.25	13.71
		Ethylene	2.05	4.51
		Propylene	3.25	11.03
		PM	4.02	5.87
		PM ₁₀	0.69	3.03
		PM _{2.5}	<0.01	0.03
B72FU1	B-7200 Process Area Fugitives (5)	VOC	12.14	53.01
		Ethylene	6.36	27.72
		Propylene	2.58	11.29
		Cl ₂	0.01	0.05
		HCl	0.08	0.35
B72GE01	Emergency Generator	CO	1.14	0.05
		NO _x	2.87	0.14
		SO ₂	0.35	0.02
		PM	0.37	0.02

Emission Sources - Maximum Allowable Emission Rates

Emission Point No. (1)	Source Name (2)	Air Contaminant Name (3)	Emission Rates	
			lbs/hour	TPY (4)
		PM ₁₀	0.37	0.02
		PM _{2.5}	0.37	0.02
		VOC	0.42	0.02
B72SC02	B-7202 Degreasing	VOC	0.31	1.34
B72SH1, B72SH2, B72SH3, B72SH4, B72SH5, B72CT1, B72FU1, B72GE01, B72SC02	Compliance Cap (includes Furnaces, Cooling Tower, Fugitives, Emergency Generator, and Degreasing)	CO	227.49	150.17
		NO _x	157.15	467.80
		SO ₂	95.17	7.64
		PM	22.05	73.62
		PM ₁₀	22.05	73.62
		PM _{2.5}	22.05	73.62
		VOC	17.92	73.53
		Cl ₂	0.01	0.05
		HCl	0.08	0.35
B72SH1	Furnace Purge (MSS), H-1 (6)	VOC	0.11	<0.01
B72SH2	Furnace Purge (MSS), H-2 (6)	VOC	0.11	<0.01
B72SH3	Furnace Purge (MSS), H-3 (6)	VOC	0.11	<0.01
B72SH4	Furnace Purge (MSS), H-4 (6)	VOC	0.11	<0.01
B72SH5	Furnace Purge (MSS), H-5 (6)	VOC	0.11	<0.01
B60F3	FS-1 Large Elevated Flare (Routine Emissions)	CO	207.62	81.45
		NO _x	40.74	15.98
		SO ₂	0.97	0.11
		VOC	202.29	14.07
		Ethylene	95.00	5.26
		Propylene	75.00	2.63
	FS-1 Large Elevated Flare (MSS Emissions)	CO	2602.53	100.10
		NO _x	360.30	15.90
		SO ₂	6.40	0.20

Emission Sources - Maximum Allowable Emission Rates

Emission Point No. (1)	Source Name (2)	Air Contaminant Name (3)	Emission Rates	
			lbs/hour	TPY (4)
		VOC	2168.77	76.93
		Ethylene	1820.00	30.88
		Propylene	1284.28	20.46
B72F1	FS-2 Small Elevated Flare (Operating as unassisted)	CO	8.73	38.25
		NO _x	1.02	4.46
		SO ₂	0.09	0.08
		VOC	0.21	0.88
B72MEFU1	Attachment A	VOC	2.06	0.23
	Attachment B	VOC	3.65	0.11
	Equipment Opening (MSS) Attachment C	VOC	271.11	0.27

- (1) Emission point identification - either specific equipment designation or emission point number from plot plan.
- (2) Specific point source name. For fugitive sources, use area name or fugitive source name.
- (3) VOC - volatile organic compounds as defined in Title 30 Texas Administrative Code § 101.1
CO - carbon monoxide
NO_x - total oxides of nitrogen
SO₂ - sulfur dioxide
PM - total particulate matter, suspended in the atmosphere, including PM₁₀ and PM_{2.5}, as represented
PM₁₀ - total particulate matter equal to or less than 10 microns in diameter, including PM_{2.5}, as represented
PM_{2.5} - particulate matter equal to or less than 2.5 microns in diameter
Cl₂ - chlorine
HCl - hydrogen chloride
- (4) Compliance with annual emission limits (tons per year) is based on a 12-month rolling period.
- (5) Emission rate is an estimate and is enforceable through compliance with the applicable special condition(s) and permit application representations.
- (6) Furnace Purge (MSS) emissions are not included in the routine furnace emissions (EPNs B72SH1-H5).

Date: July 16, 2025