

Texas Commission on Environmental Quality

Title V New

Site Information (Regulated Entity)

What is the name of the permit area to be authorized?	VALERO HOUSTON REFINERY
Does the site have a physical address?	Yes
Physical Address	
Number and Street	9701 MANCHESTER ST
City	HOUSTON
State	TX
ZIP	77012
County	HARRIS
Latitude (N) (##.#####)	29.722222
Longitude (W) (-###.#####)	-95.255
Primary SIC Code	
Secondary SIC Code	
Primary NAICS Code	32411
Secondary NAICS Code	
Regulated Entity Site Information	
What is the Regulated Entity's Number (RN)?	RN100219310
What is the name of the Regulated Entity (RE)?	VALERO HOUSTON REFINERY
Does the RE site have a physical address?	Yes
Physical Address	
Number and Street	9701 MANCHESTER ST
City	HOUSTON
State	TX
ZIP	77012
County	HARRIS
Latitude (N) (##.#####)	29.722222
Longitude (W) (-###.#####)	-95.255
Facility NAICS Code	32411
What is the primary business of this entity?	PETROLEUM REFINING

Customer (Applicant) Information

How is this applicant associated with this site?	Owner Operator
What is the applicant's Customer Number (CN)?	CN600127468
Type of Customer	Corporation
Full legal name of the applicant:	
Legal Name	Valero Refining-Texas, L.P.
Texas SOS Filing Number	800023619
Federal Tax ID	741834940
State Franchise Tax ID	17418349407
State Sales Tax ID	
Local Tax ID	
DUNS Number	79391280
Number of Employees	501+
Independently Owned and Operated?	Yes

Responsible Official Contact

Person TCEQ should contact for questions about this application:	
Organization Name	Valero Refining-Texas LP
Prefix	MR
First	Lonnie
Middle	
Last	Brenner
Suffix	
Credentials	
Title	Vice President and General Manager
Enter new address or copy one from list:	
Mailing Address	
Address Type	Domestic
Mailing Address (include Suite or Bldg. here, if applicable)	9701 MANCHESTER ST
Routing (such as Mail Code, Dept., or Attn:)	
City	HOUSTON
State	TX
ZIP	77012
Phone (###-###-####)	7139233300

Extension

Alternate Phone (###-###-####)

Fax (###-###-####)

E-mail

Lon.Brenner@valero.com

Duly Authorized Representative Contact

Person TCEQ should contact for questions about this application

Same as another contact?

Organization Name

Valero Refining-Texas LP

Prefix

MR

First

Christopher

Middle

Last

Riley

Suffix

Credentials

Title

Operations Director

Enter new address or copy one from list

Mailing Address

Address Type

Domestic

Mailing Address (include Suite or Bldg. here, if applicable)

9701 MANCHESTER ST

Routing (such as Mail Code, Dept., or Attn:)

City

HOUSTON

State

TX

Zip

77012

Phone (###-###-####)

7139233398

Extension

Alternate Phone (###-###-####)

Fax (###-###-####)

E-mail

Chris.Riley@valero.com

Technical Contact

Person TCEQ should contact for questions about this application:

Same as another contact?

Organization Name	Valero Refining-Texas LP
Prefix	MS
First	April
Middle	
Last	Twu
Suffix	
Credentials	
Title	Sr Staff Environmental Engineer
Enter new address or copy one from list:	
Mailing Address	
Address Type	Domestic
Mailing Address (include Suite or Bldg. here, if applicable)	9701 MANCHESTER ST
Routing (such as Mail Code, Dept., or Attn:)	
City	HOUSTON
State	TX
ZIP	77012
Phone (###-###-####)	7139233392
Extension	
Alternate Phone (###-###-####)	
Fax (###-###-####)	
E-mail	april.twu@valero.com

Title V General Information - New

1) Permit Latitude Coordinate:	29 Deg 43 Min 20 Sec
2) Permit Longitude Coordinate:	95 Deg 15 Min 18 Sec
3) Is this submittal a new application or an update to an existing application?	Update
3.1. Is this application update a follow-up to an abbreviated application?	No
3.2. Select the permit/project number for which this update should be applied.	4898-39767
4) Who will electronically sign this Title V application?	Duly Authorized Representative
5) Does this application include Acid Rain Program or Cross-State Air Pollution Rule requirements?	No

Title V Attachments New

Attach OP-1 (Site Information Summary)

Attach OP-ACPS (Application Compliance Plan and Schedule)

Attach OP-REQ1 (Application Area-Wide Applicability Determinations and General Information)

Attach OP-REQ2 (Negative Applicable Requirement Determinations)

Attach OP-REQ3 (Applicable Requirements Summary)

Attach OP-PBRSUP (Permits by Rule Supplemental Table)

Attach OP-SUM (Individual Unit Summary)

Attach OP-MON (Monitoring Requirements)

Attach OP-UA (Unit Attribute) Forms

Attach OP-CRO2 (Change of Responsible Official Information)

Attach OP-DEL (Delegation of Responsible Official)

[File Properties]

File Name

</ePermitsExternal/faces/file?fileId=334213>>OP-DEL
C Riley.pdf

Hash

D4505F65592AFD6549E43849C590F9A1635183E4DE728BCB957799675322FABA

MIME-Type

application/pdf

Attach any other necessary information needed to complete the permit.

[File Properties]

File Name

</ePermitsExternal/faces/file?fileId=334216>>O4898
OP-CRO1.pdf

Hash

170CBE964ECC0D773B650FFB7D1DFF628CE2E51C9853C6F9449C35EB34D6ED02

MIME-Type

application/pdf

An additional space to attach any other necessary information needed to complete the permit.

Certification

I certify that I am the Duly Authorized Representative for this application and that, based on information and belief formed after reasonable inquiry, the statements and information on this form are true, accurate, and complete.

1. I am Christopher Riley, the owner of the STEERS account ER098623.
2. I have the authority to sign this data on behalf of the applicant named above.
3. I have personally examined the foregoing and am familiar with its content and the content of any attachments, and based upon my personal knowledge and/or inquiry of any individual responsible for information contained herein, that this information is true, accurate, and complete.
4. I further certify that I have not violated any term in my TCEQ STEERS participation agreement and that I have no reason to believe that the confidentiality or use of my password has been compromised at any time.
5. I understand that use of my password constitutes an electronic signature legally equivalent to my written signature.
6. I also understand that the attestations of fact contained herein pertain to the implementation, oversight and enforcement of a state and/or federal environmental program and must be true and complete to the best of my knowledge.
7. I am aware that criminal penalties may be imposed for statements or omissions that I know or have reason to believe are untrue or misleading.
8. I am knowingly and intentionally signing Title V New.
9. My signature indicates that I am in agreement with the information on this form, and authorize its submittal to the TCEQ.

OWNER OPERATOR Signature: Christopher Riley OWNER OPERATOR

Account Number:	ER098623
Signature IP Address:	170.111.3.248
Signature Date:	2026-05-08
Signature Hash:	C74D5433B1CB8D5F84CD5C72774B397A78313AD9C8C1A5565A9417CF4E589A2B
Form Hash Code at time of Signature:	A7F865073AFC821766957AF586CEBF944B5ADA5413FBBB79359088DCFB9EAA4F

Submission

Reference Number:	The application reference number is 923379
Submitted by:	The application was submitted by ER098623/Christopher Riley
Submitted Timestamp:	The application was submitted on 2026-05-08 at 13:58:53 CDT
Submitted From:	The application was submitted from IP address 170.111.3.248
Confirmation Number:	The confirmation number is 768209
Steers Version:	The STEERS version is 6.94

Additional Information

Application Creator: This account was created by Kelley Oswalt

Form OP-CRO1
Certification by Responsible Official
Federal Operating Permit Program
Texas Commission on Environmental Quality

All initial issuance, revision, renewal, and reopening permit application submittals requiring certification must be addressed using this form. Updates to site operating permit (SOP) and temporary operating permit (TOP) applications, other than public notice verification materials, must be certified prior to authorization of public notice or start of public announcement. Updates to general operating permit (GOP) applications must be certified prior to receiving an authorization to operate under a GOP.

I. Identifying Information
RN: RN100219310
CN: CN600127468
Account No.: N/A
Permit No.: O4898
Project No.: 39767
Area Name: Valero Houston Refinery
Company Name: Valero Refining-Texas, L.P.
II. Certification Type <i>(Please mark appropriate box)</i>
<input type="checkbox"/> Responsible Official Representative <input checked="" type="checkbox"/> Duly Authorized Representative
III. Submittal Type <i>(Please mark appropriate box) (Only one response can be accepted per form)</i>
<input type="checkbox"/> SOP/TOP Initial Permit Application <input type="checkbox"/> Permit Revision, Renewal, or Reopening
<input type="checkbox"/> GOP Initial Permit Application <input checked="" type="checkbox"/> Update to Permit Application
<input type="checkbox"/> Other: _____

Form OP-CRO1
Certification by Responsible Official
Federal Operating Permit Program
Texas Commission on Environmental Quality

All initial issuance, revision, and renewal permit application submittals requiring certification must be accompanied by this form. Updates to acid rain or CSAPR (other than public notice verification materials) must be certified prior to authorization of public notice for the draft permit.

IV. Certification of Truth
This certification does not extend to information which is designated by TCEQ as information for reference only.
I, <u>Christopher Riley</u> certify that I am the <u>DAR</u> <div style="display: flex; justify-content: space-between; margin-top: 5px;"> <i>(Certifier Name printed or typed)</i> <i>(RO or DAR)</i> </div>
and that, based on information and belief formed after reasonable inquiry, the statements and information dated during the time period or on the specific date(s) below, are true, accurate, and complete: <i>Note: Enter Either a Time Period or Specific Date(s) for each certification. This section must be completed. The certification is not valid without documentation date(s).</i>
Time Period: From <u>04/16/2026</u> to <u>05/08/2026</u> <div style="display: flex; justify-content: space-around; margin-top: 5px;"> <i>(Start Date)</i> <i>(End Date)</i> </div>
Specific Dates: _____ <div style="display: flex; justify-content: space-around; margin-top: 5px;"> <i>(Date 1)</i> <i>(Date 2)</i> <i>(Date 3)</i> <i>(Date 4)</i> </div>
_____ <div style="display: flex; justify-content: space-around; margin-top: 5px;"> <i>(Date 5)</i> <i>(Date 6)</i> </div>
Signature: _____ signed via STEERS Signature Date: _____
Title: <u>Operations Director</u>

Form OP-DEL
Delegation of Responsible Official Information
Federal Operating Permit Program
Texas Commission on Environmental Quality

I. Identifying Information
Account Number:
Regulated Entity Number: RN100219310
Customer Reference Number: CN600127468
Permit Number: O4898
Area Name: Valero Houston Refinery
Company Name: Valero Refining-Texas, L.P.
II. Duly Authorized Representative Information
Action Type:
<input checked="" type="checkbox"/> New DAR Identification
<input type="checkbox"/> Administrative Information Change
Conventional Title:
<input checked="" type="checkbox"/> Mr.
<input type="checkbox"/> Mrs.
<input type="checkbox"/> Ms.
<input type="checkbox"/> Dr.
Name (Driver License/STEERS): Christopher Riley
Title: Operations Director
Delegation Effective Date: 3/23/2026
Telephone Number: 713-923-3398
Fax Number:
Company Name: Valero Refining-Texas, L.P.
Mailing Address: 9701 Manchester St.
City: Houston
State: TX
ZIP Code: 77012
Email Address: Chris.Riley@valero.com

Form OP-DEL
Delegation of Responsible Official Information
Federal Operating Permit Program
Texas Commission on Environmental Quality


III. Certification of Truth, Accuracy, and Completeness

I, Lonnie Brenner

(Name printed or typed: RO for New DAR Identification; RO or DAR for Administrative Information Change)

Certify that, based on information and belief formed after reasonable inquiry, the statements, and information stated above are true, accurate, and complete. *(RO signature required for New DAR Identification only; DAR signature required for any Action Type)*

Responsible Official Signature:



Date:

03/23/2016

Duly Authorized Representative Signature:

Christopher James Riley
(Name(s) printed or typed)

Date:

03/23/2016

IV. Removal of Duly Authorized Representative(s)

The following should be removed as Duly Authorized Representative(s):

(Name(s) printed or typed)

Effective Date: _____

Responsible Official Signature: _____

Date: _____

From: Tusar Swami
Sent: Friday, May 8, 2026 10:22 AM
To: Kelley Oswald
Cc: Twu, April
Subject: RE: Working Draft Permit -- FOP O4898/Project 39767, Valero Refining Texas LP/Valero Houston Refinery - Respond by 5/11/2026

Good morning, Kelley:
Please see attached. The issues are addressed.
Sincerely,

Tusar Swami, P. E.

**Texas Commission on Environmental Quality
OA/APD/Operating Permits Section**

12100 Park 35 Circle, Bldg. C, Austin, TX 78753
Mail: MC-163, P. O. Box 13087, Austin, TX 78711-3087
Phone: 512/239-1581 Fax: 512/239-1400
Email: tusar.swami@tceq.texas.gov



How are we doing? Fill out our online customer satisfaction survey at www.tceq.texas.gov/customersurvey

From: Kelley Oswald <kelley.oswalt@trinityconsultants.com>
Sent: Friday, May 8, 2026 9:39 AM
To: Tusar Swami <tusar.swami@tceq.texas.gov>
Cc: Twu, April <April.Twu@valero.com>
Subject: RE: Working Draft Permit -- FOP O4898/Project 39767, Valero Refining Texas LP/Valero Houston Refinery - Respond by 5/11/2026

Hi Tusar,

We only see two minor issues:

42CB2201	EU	63UUU-3	PM (Opacity)	40 CFR Part 63, Subpart UUU	§ 63.1564(a)(1)-Table 1.1	For each new or existing CCU subject to NSPS for	§ ** See Alternat Requirement
----------	----	---------	--------------	-----------------------------	---------------------------	--	--------------------------------------

Applicable Requirements Summary

Unit Group Process ID No.	Unit Group Process Type	SOP Index No.	Pollutant	State Rule or Federal Regulation Name	Emission Limitation, Standard or Equipment Specification Citation	Textual Description (See Special Term and Condition 1.B.)	Monitoring And Testing Requirements
					§ 63.1564(a)(1) § 63.1564(a)(2) § 63.1564(a)(2)-Table 2.1 § 63.1564(a)(2)-Table 2.10 § 63.1564(a)(3) § 63.1564(a)(4) [G]§ 63.1564(a)(5) § 63.1564(b)(3) § 63.1564(b)(5) § 63.1564(b)(5)-Table 5.1 § 63.1564(c)(1) § 63.1564(c)(1)-Table 7.10 [G]§ 63.1564(c)(5) § 63.1570(b) § 63.1570(c) § 63.1570(d) [G]§ 63.1573(g)(1) [G]§ 63.1573(g)(2)	PM in 40 CFR §60.102, the opacity of emissions must not exceed 30%, except for one 6-minute average opacity reading in any 1-hour period.	§ 63.1564(b)(1) § 63.1564(b)(1)-Table 3.1 § 63.1564(b)(1)-Table 3.12 § 63.1564(b)(2) § 63.1564(b)(2)-Table 4.1 § 63.1564(b)(2)-Table 4.2.c [G]§ 63.1564(c)-Table 6.1.a § 63.1564(c)(1)-Table 7.1 § 63.1571(a) § 63.1571(a)(1) § 63.1571(a)(5) [G]§ 63.1571(b) [G]§ 63.1572(d) [G]§ 63.1573(d) § 63.1573(e) ** See Alternat Requirement
42ER2802	EU	D5117.1	VOC	30 TAC Chapter	§ 115.111(a)(1)	Except as provided in §	1016.115.117



Periodic Monitoring Summary

Unit/Group/Process Information	
ID No.: 45FB7402	
Control Device ID No.: 46CB6301	Control Device Type: <u>Thermal</u> incinerator (direct flame incinerator/regenerative thermal oxidizer)
Applicable Regulatory Requirement	
Name: <u>40</u> CFR Part 60, Subpart <u>Kb</u>	SOP Index No.: <u>60</u> Kb-3
Pollutant: VOC	Main Standard: <u>[G]</u> § 60.112b(a)(3)
Monitoring Information	
Indicator: <u>Combustion</u> Temperature / Exhaust Gas Temperature	
Minimum Frequency: <u>Once</u> per week	
Averaging Period: <u>N/A</u>	
Deviation Limit: <u>Any</u> temperature less than 1070 <u>degrees</u> F	
Periodic Monitoring Text: <u>Measure</u> and record the combustion temperature in the combustion chamber or immediately downstream of the combustion chamber. The monitoring instrumentation shall be maintained, calibrated and operated in accordance with manufacturer's specifications or other written procedures. Any monitoring data below the minimum limit shall be considered and reported as a deviation.	

Would you please make these corrections and send us a new copy of the permit?

We will work on getting the OP-CRO1 in STEERS.

Thanks!

Kelley Oswalt
Senior Consultant
Trinity Consultants
512-693-4191 (office)

From: Tusar Swami <tusar.swami@tceq.texas.gov>
Sent: Thursday, May 7, 2026 1:37 PM
To: Kelley Oswalt <kelley.oswalt@trinityconsultants.com>
Cc: Twu, April <April.Twu@valero.com>
Subject: RE: Working Draft Permit -- FOP O4898/Project 39767, Valero Refining Texas LP/Valero Houston Refinery - Respond by 5/11/2026

Good afternoon, Kelley:

Please see updated draft. I have incorporated all the changes. Please accept the draft if you do not have further comments. I am proceeding with the preparation of PNAP. Please submit the final certification by submitting an OP-CRO1 for the duration of 4/16/2026 thru the current date via STEERS.

Sincerely,

Tusar Swami, P.E.

Texas Commission on Environmental Quality

OA/APD/Operating Permits Section

12100 Park 35 Circle, Bldg. C, Austin, TX 78753

Mail: MC-163, P. O. Box 13087, Austin, TX 78711-3087

Phone: 512/239-1581 Fax: 512/239-1400

Email: tusar.swami@tceq.texas.gov



How are we doing? Fill out our online customer satisfaction survey at www.tceq.texas.gov/customersurvey

From: Kelley Oswalt <kelley.oswalt@trinityconsultants.com>

Sent: Wednesday, May 6, 2026 3:47 PM

To: Tusar Swami <tusar.swami@tceq.texas.gov>

Cc: Twu, April <April.Twu@valero.com>

Subject: RE: Working Draft Permit -- FOP O4898/Project 39767, Valero Refining Texas LP/Valero Houston Refinery - Respond by 5/6/2026

Hi Tusar,

We have reviewed this second draft and have a few comments:

1. For the following Unit IDs and Index numbers, please correct the formatting of the “**See Alternative Requirement” note to remove the citation marker and move it to the end of the Monitoring/Testing column.
 - a. 17H01, 60Ja-3, Hydrogen Sulfide
 - b. 30FL1, 60Ja-1, Hydrogen Sulfide
 - c. 30FL6, 60Ja-1, Hydrogen Sulfide
 - d. 42CB2201, 60J-3, CO, PM, PM (Opacity), SO2
 - e. 42CB2201, 63UUU-3, PM, PM (Opacity)
2. For Unit ID 45FB7402, Index 60Kb-3, please add back the Periodic Monitoring for Control Device 46CB6301 (PM-V-007). This Unit ID/Index number should have three PM tables (PM-V-007 for the incinerator and then PM-V-058 and PM-V-059 for the CVS).

- For Unit ID 47FB503, Index R5132-1, in the Periodic Monitoring table, please remove the extra paragraph markers in the Periodic Monitoring Text that is causing breaks in the middle of the paragraph.

Periodic Monitoring Summary	
Unit/Group/Process Information	
ID No.: 47FB503	
Control Device ID No.: <u>N/A</u>	Control Device Type: <u>N/A</u>
Applicable Regulatory Requirement	
Name: <u>30</u> TAC Chapter 115, Water Separation	SOP Index No.: <u>R5132-1</u>
Pollutant: VOC	Main Standard: § 115.132(a)(2)
Monitoring Information	
Indicator: <u>External</u> Floating Roof	
Minimum Frequency: Annually	
Averaging Period: <u>N/A</u>	
Deviation Limit: <u>Roof</u> not floating on surface of VOC, liquid accumulation on roof, detached seals, or holes/tears in seals.	
<p>Periodic Monitoring Text: <u>Visually</u> inspect and record the inspection of the external floating roof to ensure: the roof is floating on the surface of the VOC and not on the leg supports, liquid has not accumulated on the external floating roof, the seals are not detached, and there are no holes or tears in the seal fabric.</p> <p>If there is any monitoring data in which the roof is not floating on the surface of the VOC, if liquid has accumulated on the external floating roof, the seals are detached, or if there are holes or tears in the seal fabric, the owner or operator shall repair the items or remove the equipment from service within 45 days. requested from the Executive Director. Failure to repair the items or to remove the equipment from service within the specified <u>time period</u> shall be considered and reported as a deviation.</p>	

- Please remove the 40 CFR Part 60 Subpart Ka permit shield from 47FB321 (and the unit 60Ka attributes on UA3). This tank has Subpart Kb applicable requirements in the TV permit. Therefore, it doesn't need the Subpart Ka permit shield.
- In the NSR Authorization References by Emissions Unit table, for Unit ID 90FUG, please move the PBR registration number 104999 to the 106.261/03/14/1997 version of the PBR. It should read "2501A, PSDTX767M2, 106.261/03/14/1997 [104999], 106.261/11/01/2003 [73824]"

Please provide an updated draft with these changes.

Thanks!

Kelley Oswalt
Senior Consultant
Trinity Consultants
512-693-4191 (office)

From: Tusar Swami <tusar.swami@tceq.texas.gov>
Sent: Sunday, May 3, 2026 9:41 PM
To: Kelley Oswalt <kelley.oswalt@trinityconsultants.com>
Cc: Twu, April <April.Twu@valero.com>
Subject: RE: Working Draft Permit -- FOP O4898/Project 39767, Valero Refining Texas LP/Valero Houston Refinery - Respond by 5/6/2026

Kelley:
Please see the updates draft. For the case-by-case PMs were approved with some minor changes to the language. Most of your other comments are accepted. Please accept the draft by Wednesday (5/6). Sorry for the tight deadline. We wish to send the PNAP to go out on May 11th.

Sincerely,

Tusar Swami, P.E.

Texas Commission on Environmental Quality
OA/APD/Operating Permits Section
12100 Park 35 Circle, Bldg. C, Austin, TX 78753
Mail: MC-163, P. O. Box 13087, Austin, TX 78711-3087
Phone: 512/239-1581 Fax: 512/239-1400
Email: tusar.swami@tceq.texas.gov



How are we doing? Fill out our online customer satisfaction survey at www.tceq.texas.gov/customersurvey

From: Kelley Oswalt <kelley.oswalt@trinityconsultants.com>
Sent: Thursday, April 23, 2026 2:56 PM
To: Tusar Swami <tusar.swami@tceq.texas.gov>
Cc: Twu, April <April.Twu@valero.com>
Subject: RE: Working Draft Permit -- FOP O4898/Project 39767, Valero Refining Texas LP/Valero Houston Refinery - Respond by 4/23/2026

Hi Tusar,

Thanks for preparing the initial draft permit so quickly. We have reviewed the draft and have the following comments:

1. Please update OP-REQ1 Question VIII.M.1 to NO (see attached updated form) to remove site wide term and condition 17.

2. Please remove 30 TAC 112, Sulfur Compounds from GRP-HEAT1 (Index R2112-001). This was added in the UA forms incorrectly. It should have been listed as GRP-HEATER in the UA form (for which you already have applicable requirements in the permit).
3. Please add rows in the ARS table for 50BF02, 50BF03, 50BF04 and 81BF01, Index 60Db-1 pollutant NOx and PM. They are currently missing and only the row for Opacity is included.
4. Please add rows in the ARS table for 97GE2999, Index 60III-1 pollutant CO, Hydrocarbon, and PM. They are currently missing and only the row for NOx is included.
5. Please add the row in the ARS table for valves in gas/vapor or light-liquid service to GRP-FUG, Index 60GGG-FUG.
6. Please add the periodic monitoring tables for the closed vent system monitoring (PM-V-058/059) for 45FB7402, Index 60Kb-3 as provided on OP-MON.
7. In the permit shield table, for Unit ID 42FB2801, please remove the “Â” symbol from the Basis of Determination text.
8. In the permit shield table, for Unit ID DG-SHOP, please change the text in the last sentence to read “greater than 5% weight.” It has to be greater than 5% to be applicable and this permit shield says it’s not greater than 5%.
9. In the New Source Review Authorization References by Emissions Unit table, please make the following edits:
 - a. Remove PBR registration 146851 from Unit ID 29BA1300. This is not a valid PBR on PBR SUP anymore.
 - b. Remove the extra “, “ from the 106.261/262 list of authorizations from Unit ID 41BA102.
 - c. Add back Unit ID 47AD5407 (Lift Station) with authorizations 2501A, PSDTX767M2, 106.261/11/01/2003 [139439], 106.262/11/01/2003 [139439] to the table. I believe this was added in the past because it is included in the PBR SUP table even though the Unit ID doesn’t have any unit specific applicable requirements.
 - d. Add PBR registration 139439 to Unit ID 47EC5401.
 - e. Add back Unit IDs 5GCVS, 5GFUG and 5GTRANSFER to the list. These are found in the PBR SUP form and should be included even though they don’t have any unit specific applicable requirements.
 - f. Add PBR registration 74363 to the 106.262 list for Unit ID 90DOCK1 and 73869 to the 106.262 list for 90DOCK2. Additional details provided in our responses to your questions below.
 - g. Add PBR registration 104999 to the 106.261 list for Unit ID 90FUG.
 - h. Add PBR registration 92272 to the 106.261 list for Unit ID PROCVENT.
10. In the MNSR table for 2501A, please make the following edits:
 - a. In the row for 90CPI2001, 90CPI8301, and 91CPI901 please add “Project 193432” to the Monitoring/Testing column.
 - b. In the row for 22AVENT please add “Project 154497” to the Monitoring/Testing column.

- c. In the row for 22FA225 please add “Project 320812” to the Monitoring/Testing column.

In addition, we have the following responses to your questions:

(1) Unit IDs 45FB7403, 90FB735, 91FB922, 91FB931 (all OP-UA3, Table 10b) – 40 CFR Part 63, Subpart CC – attribute values for “WW Compliance for Kb” are missing. For the completion of the draft, we have used “NO” as response. Please update that form as per the instructions. **Valero: Agreed. The updated UA3 form is attached.**

(2) Additional Periodic Monitoring is required for the following Unit IDs/and Group IDs (all OP-UA5):

- 23BA301(SOP Index No.: R7300-3),
- 23BA302 (SOP Index No.: R7300-2),
- 29BA1300 (SOP Index No.: R7300-2),
- GRP-HEAT1 (SOP Index No.: R7300-2),
- GRP-HEATER (SOP Index No.: R7300-2NG)

- 30 TAC Chapter 117, Subchapter B - Main Standard: § 117.310(c)(1) – Pollutant CO – for the completion of draft I have put a previously approved option PM-C-002. You may accept or provide a case-by-case PM in OP-MON form which is subject to additional review. If you are providing case-by-case PM, please provide a rationale for it. **Valero: Please use the case-by-case monitoring provided on the attached OP-MON form.**

(3) There are multiple Unit IDs with different SOP Index Numbers, but there is no change in attribute values or requirements. The differences are typically documented in the “Requirement Driver” Column the Unit Summary Table of the Draft permit. Please specify what differs them or consolidate them into one SOP Index number. They are highlighted in the draft. Here are some of them. **Valero: These index numbers represent different control devices used. Since the UA50 form for 60J no longer requires Control Device ID information, these index numbers can be combined. Please see the updated OP-UA50 form attached to use one index number. The R2SRU-1B and R2SRU-1C on UA10, should remain separate because they each have CAM associated for the different control devices:**

- R2SRU-1B is for 46CB6301 control device with deviation limit for SO₂ Mass Emissions in lb/hr is 852 lb/hr
- R2SRU-1C is for 39CB2001 control device with deviation limit for SO₂ Mass Emissions in lb/hr is 677 lb/hr

- 39FA1006, 39FB1001, 39LO1001, 46AD6202, 46LO6201 - (SOP Index No.s. 60JSP-1B, 60JSP-1C)
- 39RX2001, 46RX6206 (SOP Index No.s, R2SRU-1B, R2SRU-1C)
- 39RX2001, 46LO6201, 46RX6206 (SOP Index No.s, 60JSRU-1B, 60JSRU-1C)

(4) OP-PBR SUP Table (dated 3/23/2026) – There are some minor errors in Table A

- PBR Registration 28324 – The correct registration date is 03/06/1995 (not 05/25/1995) **Valero: We used the 5/25/1995 date because the PBR was updated in project 35957 to change the tank name to Tank 503 and the issuance letter was dated 5/25/1995 (see attached).**
- PBR Registration Number 73869 and 73363 – 106.262 does not seem to be associated with it. Only 106.261 is associated. **Valero: I think you meant PBR 74363 instead of**

73363. The technical review documents and the issuance letters for these PBR registrations both include 106.261 and 106.262. Please see attached.

- PBR Registration Number 104999 – The correct registration date is 08/10/1998 (not 08/07/1998). Also, PBR 106.261 does not seem to be associated with it, only 106.478 is associated. Valero: We used the 8/7/1998 date because that is the date on the issuance letter (see attached).

Let us know if you have additional questions. Thanks!

Kelley Oswalt
Senior Consultant
Trinity Consultants
512-693-4191 (office)

From: Tusar Swami <tusar.swami@tceq.texas.gov>
Sent: Thursday, April 16, 2026 5:06 PM
To: Kelley Oswalt <kelley.oswalt@trinityconsultants.com>
Cc: Twu, April <April.Twu@valero.com>
Subject: Working Draft Permit -- FOP O4898/Project 39767, Valero Refining Texas LP/Valero Houston Refinery - Respond by 4/23/2026

Kelley:

Good afternoon. I have conducted a technical review of *initial* application for Valero Refining Texas LP/Valero Houston Refinery. An electronic copy of the Working Draft Permit (WDP) is attached for your review. This WDP contains the TCEQ determination of applicable requirements based on the information submitted in your application dated February 2nd 2026, and updates provided on March 23, 2026.

Please review the WDP and submit to me any comments you have on the working draft permit by **April 23, 2026 or earlier if possible**. Since this is an expediated project and circumstance, I have provided a shorter deadline.

Following issues came up during technical review. Please address them along with your comments.

- (1) Unit IDs 45FB7403, 90FB735, 91FB922, 91FB931 (all OP-UA3, Table 10b) – 40 CFR Part 63, Subpart CC – attribute values for “WW Compliance for Kb” are missing. For the completion of the draft, we have used “NO” as response. Please update that form as per the instructions.
- (2) Additional Periodic Monitoring is required for the following Unit IDs/and Group IDs (all OP-UA5):
 - 23BA301(SOP Index No.: R7300-3),
 - 23BA302 (SOP Index No.: R7300-2),
 - 29BA1300 (SOP Index No.: R7300-2),
 - GRP-HEAT1 (SOP Index No.: R7300-2),
 - GRP-HEATER (SOP Index No.: R7300-2NG)

- 30 TAC Chapter 117, Subchapter B - Main Standard: § 117.310(c)(1) – Pollutant CO – for the completion of draft I have put a previously approved option PM-C-002. You may accept or provide a case-by-case PM in OP-MON form which is subject to additional review. If you are providing case-by-case PM, please provide a rationale for it.

(3) There are multiple Unit IDs with different SOP Index Numbers, but there is no change in attribute values or requirements. The differences are typically documented in the “Requirement Driver” Column the Unit Summary Table of the Draft permit. Please specify what differs them or consolidate them into one SOP Index number. They are highlighted in the draft. Here are some of them

- 39FA1006, 39FB1001, 39LO1001, 46AD6202, 46LO6201 - (SOP Index No.s. 60JSP-1B, 60JSP-1C)
- 39RX2001, 46RX6206 (SOP Index No.s, R2SRU-1B, R2SRU-1C)
- 39RX2001, 46LO6201, 46RX6206 (SOP Index No.s, 60JSRU-1B, 60JSRU-1C)

(4) OP-PBRSUP Table (dated 3/23/2026) – There are some minor errors in Table A

- PBR Registration 28324 – The correct registration date is 03/06/1995 (not 05/25/1995)
- PBR Registration Number 73869 and 73363 – 106.262 does not seem to be associated with it. Only 106.261 is associated.
- PBR Registration Number 104999 – The correct registration date is 08/10/1998 (not 08/07/1998). Also, PBR 106.261 does not seem to be associated with it, only 106.478 is associated.

Please review the second portion of the “SOP Technical Review Fact Sheet” located at http://www.tceq.texas.gov/assets/public/permitting/air/Guidance/Title_V/sop_wdp_factsheet.pdf. This guidance contains important information regarding WDP review and comment procedures.

Note that a Certification by Responsible Official (Form OP-CRO1) for any uncertified application information, including application updates supporting the WDP comments, is required. After final review of the WDP, additional changes supported by application updates may require certification. I will advise you of these changes at a later date. Prior to transmittal of the Public Notice/Announcement Authorization Package, a duly signed OP-CRO1 form may be required which includes the specific dates or time-period of all submitted application documentation that was not previously certified. I will advise you of this requirement prior to sending the Public Notice/Announcement Authorization.

Application updates may now be submitted through Title V STEERS. Any application updates that are submitted by the RO/DAR through STEERS are certified and do not require the submittal of an original signature OP-CRO1. Application updates that are provided through email or physical mail require certification using an original signature OP-CRO1.

Please notify me when these updates have been submitted.

As required on Form OP-1, question IV.D, please remember the FOP application and all application updates must be submitted to EPA Region 6 at R6AirPermitsTX@epa.gov and to the TCEQ regional office having jurisdiction. This

submittal information can be found on our website at [Where to Submit FOP Applications and Permit-Related Documents](#).

Contact me if you have any questions regarding the guidelines, the project schedule, or any other details regarding your application or permit. A quick acknowledgement to this email will be very much appreciated. Thank you for your cooperation.

Sincerely,

Tusar Swami, P.E.

Texas Commission on Environmental Quality

OA/APD/Operating Permits Section

12100 Park 35 Circle, Bldg. C, Austin, TX 78753

Mail: MC-163, P. O. Box 13087, Austin, TX 78711-3087

Phone: 512/239-1581 Fax: 512/239-1400

Email: tusar.swami@tceq.texas.gov



How are we doing? Fill out our online customer satisfaction survey at www.tceq.texas.gov/customersurvey

From: Kelley Oswalt <kelley.oswalt@trinityconsultants.com>
Sent: Thursday, April 23, 2026 2:56 PM
To: Tusar Swami
Cc: Twu, April
Subject: RE: Working Draft Permit -- FOP O4898/Project 39767, Valero Refining Texas LP/Valero Houston Refinery - Respond by 4/23/2026

Hi Tusar,

Thanks for preparing the initial draft permit so quickly. We have reviewed the draft and have the following comments:

1. Please update OP-REQ1 Question VIII.M.1 to NO (see attached updated form) to remove site wide term and condition 17.
2. Please remove 30 TAC 112, Sulfur Compounds from GRP-HEAT1 (Index R2112-001). This was added in the UA forms incorrectly. It should have been listed as GRP-HEATER in the UA form (for which you already have applicable requirements in the permit).
3. Please add rows in the ARS table for 50BF02, 50BF03, 50BF04 and 81BF01, Index 60Db-1 pollutant NOx and PM. They are currently missing and only the row for Opacity is included.
4. Please add rows in the ARS table for 97GE2999, Index 60III-1 pollutant CO, Hydrocarbon, and PM. They are currently missing and only the row for NOx is included.
5. Please add the row in the ARS table for valves in gas/vapor or light-liquid service to GRP-FUG, Index 60GGG-FUG.
6. Please add the periodic monitoring tables for the closed vent system monitoring (PM-V-058/059) for 45FB7402, Index 60Kb-3 as provided on OP-MON.
7. In the permit shield table, for Unit ID 42FB2801, please remove the “Â” symbol from the Basis of Determination text.
8. In the permit shield table, for Unit ID DG-SHOP, please change the text in the last sentence to read “greater than 5% weight.” It has to be greater than 5% to be applicable and this permit shield says it’s not greater than 5%.
9. In the New Source Review Authorization References by Emissions Unit table, please make the following edits:
 - a. Remove PBR registration 146851 from Unit ID 29BA1300. This is not a valid PBR on PBR SUP anymore.
 - b. Remove the extra “, “ from the 106.261/262 list of authorizations from Unit ID 41BA102.
 - c. Add back Unit ID 47AD5407 (Lift Station) with authorizations 2501A, PSDTX767M2, 106.261/11/01/2003 [139439], 106.262/11/01/2003 [139439] to the table. I believe this was added in the past because it is included in the PBR SUP table even though the Unit ID doesn’t have any unit specific applicable requirements.
 - d. Add PBR registration 139439 to Unit ID 47EC5401.

- e. Add back Unit IDs 5GCVS, 5GFUG and 5GTRANSFER to the list. These are found in the PBR SUP form and should be included even though they don't have any unit specific applicable requirements.
 - f. Add PBR registration 74363 to the 106.262 list for Unit ID 90DOCK1 and 73869 to the 106.262 list for 90DOCK2. Additional details provided in our responses to your questions below.
 - g. Add PBR registration 104999 to the 106.261 list for Unit ID 90FUG.
 - h. Add PBR registration 92272 to the 106.261 list for Unit ID PROCVENT.
10. In the MNSR table for 2501A, please make the following edits:
- a. In the row for 90CPI2001, 90CPI8301, and 91CPI901 please add "Project 193432" to the Monitoring/Testing column.
 - b. In the row for 22AVENT please add "Project 154497" to the Monitoring/Testing column.
 - c. In the row for 22FA225 please add "Project 320812" to the Monitoring/Testing column.

In addition, we have the following responses to your questions:

- (1) Unit IDs 45FB7403, 90FB735, 91FB922, 91FB931 (all OP-UA3, Table 10b) – 40 CFR Part 63, Subpart CC – attribute values for "WW Compliance for Kb" are missing. For the completion of the draft, we have used "NO" as response. Please update that form as per the instructions. **Valero: Agreed. The updated UA3 form is attached.**
- (2) Additional Periodic Monitoring is required for the following Unit IDs/and Group IDs (all OP-UA5):
 - 23BA301(SOP Index No.: R7300-3),
 - 23BA302 (SOP Index No.: R7300-2),
 - 29BA1300 (SOP Index No.: R7300-2),
 - GRP-HEAT1 (SOP Index No.: R7300-2),
 - GRP-HEATER (SOP Index No.: R7300-2NG)

- 30 TAC Chapter 117, Subchapter B - Main Standard: § 117.310(c)(1) – Pollutant CO – for the completion of draft I have put a previously approved option PM-C-002. You may accept or provide a case-by-case PM in OP-MON form which is subject to additional review. If you are providing case-by-case PM, please provide a rationale for it. **Valero: Please use the case-by-case monitoring provided on the attached OP-MON form.**

(3) There are multiple Unit IDs with different SOP Index Numbers, but there is no change in attribute values or requirements. The differences are typically documented in the "Requirement Driver" Column the Unit Summary Table of the Draft permit. Please specify what differs them or consolidate them into one SOP Index number. They are highlighted in the draft. Here are some of them. **Valero: These index numbers represent different control devices used. Since the UA50 form for 60J no longer requires Control Device ID information, these index numbers can be combined. Please see the updated OP-UA50 form attached to use one index number. The R2SRU-1B and R2SRU-1C on UA10, should remain separate because they each have CAM associated for the different control devices:**

- R2SRU-1B is for 46CB6301 control device with deviation limit for SO₂ Mass Emissions in lb/hr is 852 lb/hr

- R2SRU-1C is for 39CB2001 control device with deviation limit for SO2 Mass Emissions in lb/hr is 677 lb/hr
 - 39FA1006, 39FB1001, 39LO1001, 46AD6202, 46LO6201 - (SOP Index No.s. 60JSP-1B, 60JSP-1C)
 - 39RX2001, 46RX6206 (SOP Index No.s, R2SRU-1B, R2SRU-1C)
 - 39RX2001, 46LO6201, 46RX6206 (SOP Index No.s, 60JSRU-1B, 60JSRU-1C)
- (4) OP-PBR SUP Table (dated 3/23/2026) – There are some minor errors in Table A
- PBR Registration 28324 – The correct registration date is 03/06/1995 (not 05/25/1995) Valero: We used the 5/25/1995 date because the PBR was updated in project 35957 to change the tank name to Tank 503 and the issuance letter was dated 5/25/1995 (see attached).
 - PBR Registration Number 73869 and 73363 – 106.262 does not seem to be associated with it. Only 106.261 is associated. Valero: I think you meant PBR 74363 instead of 73363. The technical review documents and the issuance letters for these PBR registrations both include 106.261 and 106.262. Please see attached.
 - PBR Registration Number 104999 – The correct registration date is 08/10/1998 (not 08/07/1998). Also, PBR 106.261 does not seem to be associated with it, only 106.478 is associated. Valero: We used the 8/7/1998 date because that is the date on the issuance letter (see attached).

Let us know if you have additional questions. Thanks!

Kelley Oswalt
Senior Consultant
Trinity Consultants
512-693-4191 (office)

From: Tusar Swami <tusar.swami@tceq.texas.gov>
Sent: Thursday, April 16, 2026 5:06 PM
To: Kelley Oswalt <kelley.oswalt@trinityconsultants.com>
Cc: Twu, April <April.Twu@valero.com>
Subject: Working Draft Permit -- FOP O4898/Project 39767, Valero Refining Texas LP/Valero Houston Refinery - Respond by 4/23/2026

Kelley:

Good afternoon. I have conducted a technical review of *initial* application for Valero Refining Texas LP/Valero Houston Refinery. An electronic copy of the Working Draft Permit (WDP) is attached for your review. This WDP contains the TCEQ determination of applicable requirements based on the information submitted in your application dated February 2nd 2026, and updates provided on March 23, 2026.

Please review the WDP and submit to me any comments you have on the working draft permit by **April 23, 2026 or earlier if possible**. Since this is an expediated project and circumstance, I have provided a shorter deadline.

Application Area-Wide Applicability Determinations and General Information
Form OP-REQ1 (Page 48)
Federal Operating Permit Program
Texas Commission on Environmental Quality

Date	Permit No.	Regulated Entity No.
04/23/2026	TBD	RN100219310

For SOP applications, answer ALL questions unless otherwise directed.

◆ For GOP applications, answer ONLY these questions unless otherwise directed.

VIII. Title 40 Code of Federal Regulations Part 63 - National Emission Standards for Hazardous Air Pollutants for Source Categories (continued)		
L. Subpart X - National Emission Standards for Hazardous Air Pollutants from Secondary Lead Smelting		
1. The application area includes one or more of the affected sources in 40 CFR § 63.541(a) that are located at a secondary lead smelter. <i>If the response to Question VIII.L.1 is "No" or "N/A," go to Section VIII.M.</i>	<input type="checkbox"/> Yes <input checked="" type="checkbox"/> No <input type="checkbox"/> N/A	
2. The application area is using and approved alternate to the requirements of § 63.545(c)(1)-(5) for control of fugitive dust emission sources.	<input type="checkbox"/> Yes <input type="checkbox"/> No	
M. Subpart Y - National Emission Standards for Marine Tank Vessel Loading Operations		
1. The application area includes marine tank vessel loading operations that are specified in 40 CFR § 63.560 and located at an affected source as defined in 40 CFR § 63.561.	<input type="checkbox"/> Yes <input checked="" type="checkbox"/> No	
N. Subpart CC - National Emission Standards for Hazardous Air Pollutants from Petroleum Refineries		
<i>Applicability</i>		
1. The application area includes petroleum refining process units and/or related emission points that are specified in 40 CFR § 63.640(c)(1) - (c)(7). <i>If the response to Question VIII.N.1 is "No," go to Section VIII.O.</i>	<input checked="" type="checkbox"/> Yes <input type="checkbox"/> No	
2. All petroleum refining process units/and or related emission points within the application area are specified in 40 CFR § 63.640(g)(1) - (g)(7). <i>If the response to Question VIII.N.2 is "Yes," go to Section VIII.O.</i>	<input type="checkbox"/> Yes <input checked="" type="checkbox"/> No	

**Texas Commission on Environmental Quality
Monitoring Requirements
Form OP-MON (Page 3)
Federal Operating Permit Program
Table 1c: CAM/PM Case-By-Case Additions**

I. Identifying Information		
Account No.:	RN No.: RN100219310	CN: CN600127468
Permit No: O4898	Project No.: 39767	
Area Name: Valero Houston Refinery		
Company Name: Valero Refining – Texas, L.P.		
II. Unit/Emission Point/Group/Process Information		
Revision No.:		
Unit/EPN/Group/Process ID No.: 23BA301, 23BA302, 29BA1300, GRP-HEAT1, GRP-HEATER		
Applicable Form: OP-UA5		
III. Applicable Regulatory Requirement		
Name: 30 TAC 117 Subchapter B		
SOP/GOP Index No.: R7300-3, R7300-2, R7300-2, R7300-2, R7300-2NG		
Pollutant: CO		
Main Standard: 117.310(c)(1)		
Monitoring Type: PM		
Unit Size:		
Deviation Limit: Maximum CO concentration of 400 ppmv at 3.0% O ₂ , dry basis		
IV. Control Device Information		
Control Device ID No.:		
Device Type:		
V. CAM Case-by-case		
Indicator:		
Minimum Frequency:		
Averaging Period:		
QA/QC Procedures:		
Verification Procedures:		
Representative Date:		
VI. Periodic Monitoring Case-by-case		
Indicator: CO Concentration	Minimum Frequency: Annually	
Averaging Period: N/A		

I. Identifying Information

Periodic Monitoring Text: For boilers or process heaters with a heat input capacity of 10 MMBtu/hr, or greater, you must conduct a tune-up annually as specified in 40 CFR 63 Subpart DDDDD, [G]§63.7540(a)(10) to demonstrate continuous compliance. However, per §63.7540(a)(13), if the boilers or process heaters are not operating on the required date for a tune-up, the tune-up must be conducted within 30 calendar days of startup. Measure the concentrations in the effluent stream of CO in parts per million by volume and oxygen in volume percent, before and after the adjustments are made (measurements may be either on a dry or wet basis as long as it is the same basis before and after the adjustments are made). The carbon monoxide concentration limit is the maximum carbon monoxide concentration limit in the underlying applicable requirement.

Basis of Monitoring:

Annual frequency of monitoring CO concentration is an accepted frequency in MACT DDDDD and therefore should be acceptable to ensure compliance with 30 TAC Chapter 117, Subchapter B.

**Fluid Catalytic Cracking Unit Catalyst Regenerator/Fuel Gas Combustion Device/Claus Sulfur Recovery
Plant/Coking Unit Attributes
Form OP-UA50
Federal Operating Permit Program
Texas Commission on Environmental Quality**

Table of Contents

Table	Regulation	Page	Data Submitted
N/A	N/A	OP-SUM Table 1	Yes
N/A	N/A	OP-SUM Table 2	
N/A	N/A	OP-REQ2	Yes
Table 1a	40 CFR Part 60, Subpart J: Standards of Performance for Petroleum Refineries	Page 1	Yes
Table 1b	40 CFR Part 60, Subpart J: Standards of Performance for Petroleum Refineries	Page 2	
Table 2a	40 CFR Part 60, Subpart Ja: Standards of Performance for Petroleum Refineries for Which Construction, Reconstruction, or Modification Commenced after May 14, 2007	Page 3	Yes
Table 2b	40 CFR Part 60, Subpart Ja: Standards of Performance for Petroleum Refineries for Which Construction, Reconstruction, or Modification Commenced after May 14, 2007	Page 4	
Table 2c	40 CFR Part 60, Subpart Ja: Standards of Performance for Petroleum Refineries for Which Construction, Reconstruction, or Modification Commenced after May 14, 2007	Page 5	Yes
Table 2d	40 CFR Part 60, Subpart Ja: Standards of Performance for Petroleum Refineries for Which Construction, Reconstruction, or Modification Commenced after May 14, 2007	Page 6	Yes
Table 2e	40 CFR Part 60, Subpart Ja: Standards of Performance for Petroleum Refineries for Which Construction, Reconstruction, or Modification Commenced after May 14, 2007	Page 7	Yes
Table 3a	40 CFR Part 63, Subpart UUU: National Emission Standards for Hazardous Air Pollutants for Petroleum Refineries	Page 8	Yes
Table 3b	40 CFR Part 63, Subpart UUU: National Emission Standards for Hazardous Air Pollutants for Petroleum Refineries	Page 9	Yes
Table 3c	40 CFR Part 63, Subpart UUU: National Emission Standards for Hazardous Air Pollutants for Petroleum Refineries - Catalytic Reforming Units	Page 10	
Table 3d	40 CFR Part 63, Subpart UUU: National Emission Standards for Hazardous Air Pollutants for Petroleum Refineries	Page 11	
Table 3e	40 CFR Part 63, Subpart UUU: National Emission Standards for Hazardous Air Pollutants for Petroleum Refineries	Page 12	Yes
Table 4a	30 TAC Chapter 117, Subchapter B: Combustion Control at Major Industrial, Commercial, and Institutional Sources in Ozone Nonattainment Areas	Page 13	Yes

**Fluid Catalytic Cracking Unit Catalyst Regenerator/Fuel Gas Combustion Device/Claus Sulfur Recovery
Plant/Coking Unit Attributes
Form OP-UA50
Federal Operating Permit Program
Texas Commission on Environmental Quality**

Table of Contents

Table	Regulation	Page	Data Submitted
Table 4b	30 TAC Chapter 117, Subchapter B: Combustion Control at Major Industrial, Commercial, and Institutional Sources in Ozone Nonattainment Areas	Page 14	Yes
Table 5	40 CFR Part 63, Subpart CC: National Emission Standards for Hazardous Air Pollutants from Petroleum Refineries	Page 15	

Fluid Catalytic Cracking Unit Catalyst Regenerator/Fuel Gas Combustion Device/Claus Sulfur Recovery Plant/Coking Unit Attributes
Federal Operating Permit Program
Texas Commission on Environmental Quality

Form OP-SUM - Individual Unit Summary
Table 1

Unit AI	Revision No.	Unit ID No.	Group ID No.	Unit Name/Description	CAM	PCA AI	Preconstruction Authorization (PCA) Category	Authorization/Registration Number	Permit By Rule (PBR) Number	PBR Effective Date
		17H01		PROCESS HEATER			NSR Permit	2501A		
		17H01		PROCESS HEATER			PSD	PSDTX767M2		
		23BA301		VACUUM TOWER FURNACE (WEST)			NSR Permit	2501A		
		23BA301		VACUUM TOWER FURNACE (WEST)			PSD	PSDTX767M2		
		23BA302		VACUUM TOWER HTR. (EAST)			NSR Permit	2501A		
		23BA302		VACUUM TOWER HTR. (EAST)			PSD	PSDTX767M2		
		23BC201		ATMOS. TOWER FURNACE			NSR Permit	2501A		
		23BC201		ATMOS. TOWER FURNACE			PSD	PSDTX767M2		
		29BA1300		B UNIFINER RX. FURNACE			NSR Permit	2501A		
		29BA1300		B UNIFINER RX. FURNACE			PSD	PSDTX767M2		
		29BA1300		B UNIFINER RX. FURNACE			PBR	164545	106.261	11/01/2003
		29BA1300		B UNIFINER RX. FURNACE			PBR	164545	106.262	11/01/2003
		30FL1		MAIN REFINERY FLARE			NSR Permit	2501A		
		30FL1		MAIN REFINERY FLARE			PSD	PSDTX767M2		
		30FL6		ULSD FLARE			NSR Permit	2501A		
		30FL6		ULSD FLARE			PSD	PSDTX767M2		

**Fluid Catalytic Cracking Unit Catalyst Regenerator/Fuel Gas Combustion Device/Claus Sulfur Recovery Plant/Coking Unit Attributes
Federal Operating Permit Program
Texas Commission on Environmental Quality**

**Form OP-SUM - Individual Unit Summary
Table 1**

Unit AI	Revision No.	Unit ID No.	Group ID No.	Unit Name/Description	CAM	PCA AI	Preconstruction Authorization (PCA) Category	Authorization/Registration Number	Permit By Rule (PBR) Number	PBR Effective Date
		39CB2001		TAIL GAS INCINERATOR UNIT 39 SRU			NSR Permit	2501A		
		39CB2001		TAIL GAS INCINERATOR UNIT 39 SRU			PSD	PSDTX767M2		
		39FA1006		SRU C SULFUR COLLECTION HEADER			NSR Permit	2501A		
		39FA1006		SRU C SULFUR COLLECTION HEADER			PSD	PSDTX767M2		
		39FB1001		SULFUR TANK 39FB1001			PBR		106.472	09/04/2000
		39LO1001		SRU C SULFUR LOADING			NSR Permit	2501A		
		39LO1001		SRU C SULFUR LOADING			PSD	PSDTX767M2		
		39RX2001		C TRAIN SRU			NSR Permit	2501A		
		39RX2001		C TRAIN SRU			PSD	PSDTX767M2		
		42BC2001		PEABODY AIR HEATER			NSR Permit	2501A		
		42BC2001		PEABODY AIR HEATER			PSD	PSDTX767M2		
		42CB2201		FCC UNIT STACK			NSR Permit	2501A		
		42CB2201		FCC UNIT STACK			PSD	PSDTX767M2		
		46AD6202		SRU B SULFUR PIT			NSR Permit	2501A		
		46AD6202		SRU B SULFUR PIT			PSD	PSDTX767M2		

**Fluid Catalytic Cracking Unit Catalyst Regenerator/Fuel Gas Combustion Device/Claus Sulfur Recovery Plant/Coking Unit Attributes
Federal Operating Permit Program
Texas Commission on Environmental Quality**

Form OP-SUM - Individual Unit Summary

Table 1

Unit AI	Revision No.	Unit ID No.	Group ID No.	Unit Name/Description	CAM	PCA AI	Preconstruction Authorization (PCA) Category	Authorization/Registration Number	Permit By Rule (PBR) Number	PBR Effective Date
		46BC6302		TAIL GAS INCINERATOR BURNER			NSR Permit	2501A		
		46BC6302		TAIL GAS INCINERATOR BURNER			PSD	PSDTX767M2		
		46CB6301		TAIL GAS INCINERATOR UNIT 46 SRU			NSR Permit	2501A		
		46CB6301		TAIL GAS INCINERATOR UNIT 46 SRU			PSD	PSDTX767M2		
		46LO6201		SRU B SULFUR LOADING			NSR Permit	2501A		
		46LO6201		SRU B SULFUR LOADING			PSD	PSDTX767M2		
		46RX6206		B TRAIN SRU			NSR Permit	2501A		
		46RX6206		B TRAIN SRU			PSD	PSDTX767M2		
		50BF02		BOILER NO. 2			Standard Permit	124424		
		50BF03		BOILER NO. 3			Standard Permit	124424		
		50BF04		BOILER NO. 4			Standard Permit	124424		
		81BF01		BOILER NO. 1			Standard Permit	124424		
		27BA1000	GRP-HEAT1	C UNIFINER RX. FURNACE			NSR Permit	2501A		
		27BA1000	GRP-HEAT1	C UNIFINER RX. FURNACE			PSD	PSDTX767M2		
		28BA1200	GRP-HEAT1	A UNIFINER RX. FURNACE			NSR Permit	2501A		
		28BA1200	GRP-HEAT1	A UNIFINER RX. FURNACE			PSD	PSDTX767M2		

**Fluid Catalytic Cracking Unit Catalyst Regenerator/Fuel Gas Combustion Device/Claus Sulfur Recovery Plant/Coking Unit Attributes
Federal Operating Permit Program
Texas Commission on Environmental Quality**

**Form OP-SUM - Individual Unit Summary
Table 1**

Unit AI	Revision No.	Unit ID No.	Group ID No.	Unit Name/Description	CAM	PCA AI	Preconstruction Authorization (PCA) Category	Authorization/Registration Number	Permit By Rule (PBR) Number	PBR Effective Date
		29BA1300	GRP-HEAT1	B UNIFINER RX. FURNACE			NSR Permit	2501A		
		29BA1300	GRP-HEAT1	B UNIFINER RX. FURNACE			PSD	PSDTX767M2		
		29BA1300	GRP-HEAT1	B UNIFINER RX. FURNACE			PBR	146851, 164545	106.261	11/01/2003
		29BA1300	GRP-HEAT1	B UNIFINER RX. FURNACE			PBR	164545	106.262	11/01/2003
		41BA101	GRP-HEAT1	D UNIFINER RX. FURNACE			NSR Permit	2501A		
		41BA101	GRP-HEAT1	D UNIFINER RX. FURNACE			PSD	PSDTX767M2		
		41BA102	GRP-HEAT1	D UNIFINER REBOILER			NSR Permit	2501A		
		41BA102	GRP-HEAT1	D UNIFINER REBOILER			PSD	PSDTX767M2		
		41BA102	GRP-HEAT1	D UNIFINER REBOILER			PBR	164545	106.261	11/01/2003
		41BA102	GRP-HEAT1	D UNIFINER REBOILER			PBR	164545	106.262	11/01/2003
		40BA1001	GRP-HEATER	LCO COMBINED FEED HEATER			NSR Permit	2501A		
		40BA1001	GRP-HEATER	LCO COMBINED FEED HEATER			PSD	PSDTX767M2		
		40BA1002	GRP-HEATER	DIESEL COMBINED FEED HEATER			NSR Permit	2501A		
		40BA1002	GRP-HEATER	DIESEL COMBINED FEED HEATER			PSD	PSDTX767M2		

Fluid Catalytic Cracking Unit Catalyst Regenerator/Fuel Gas Combustion Device/Claus Sulfur Recovery Plant/Coking Unit Attributes
Form OP-UA50
Federal Operating Permit Program
Texas Commission on Environmental Quality

Table 1a: Title 40 Code of Federal Regulations Part 60 (40 CFR Part 60)
Subpart J: Standards of Performance for Petroleum Refineries

Unit ID No.	SOP Index No.	Facility Type	Construction/ Modification Date	Contact Material	Sulfur Content	Discharged Gases	CO Monitoring	CO Exemption ID
30FL1	60J-1	FLAREHI	08+					
30FL6	60J-1	FLAREHI	08+					
39CB2001	60JTGI-1	SR20RCS+I	76-07					
39FA1006	60JSP-1	SR20RCS+I	76-07					
39FB1001	60JSP-1	SR20RCS+I	76-07					
39LO1001	60JSP-1	SR20RCS+I	76-07					
39RX2001	60JSRU-1	SR20RCS+I	76-07					
42CB2201	60J-3	FCCU	84-07	NO	CD	NO	NO	
46AD6202	60JSP-1	SR20RCS+I	76-07					
46BC6302	60JSP-1	SR20RCS+I	76-07					
46CB6301	60JTGI-1	SR20RCS+I	76-07					
46LO6201	60JSP-1	SR20RCS+I	76-07					
46RX6206	60JSRU-1	SR20RCS+I	76-07					

[Go to the Table of Contents](#)

Fluid Catalytic Cracking Unit Catalyst Regenerator/Fuel Gas Combustion Device/Claus Sulfur Recovery Plant/Coking Unit Attributes
Form OP-UA50
Federal Operating Permit Program
Texas Commission on Environmental Quality

Table 2a: Title 40 Code of Federal Regulations Part 60 (40 CFR Part 60)

Subpart Ja: Standards of Performance for Petroleum Refineries for Which Construction, Reconstruction, or Modification Commenced after May 14, 2007

Unit ID No.	SOP Index No.	Facility Type	Construction/Modification Date	DCU Construction/Modification Date	Newly Constructed	PM Emission Limit	PM Control	CEMs Exempt	Post Combustion
17H01	60Ja-3	PROHTR	08+						
23BA301	60Ja-2	FUEL	08+						
23BA302	60Ja-2	FUEL	08+						
23BC201	60Ja-2	FUEL	08+						
29BA1300	60Ja-2	FUEL	08+						
30FL1	60Ja-1	FLARE	08+						
30FL6	60Ja-1	FLARE	08+						
42BC2001	60Ja-2	FUEL	08+						
50BF02	60Ja-2	FUEL	08+						
50BF03	60Ja-2	FUEL	08+						
50BF04	60Ja-2	FUEL	08+						
81BF01	60Ja-2	FUEL	08+						
GRP-HEAT1	60Ja-2	FUEL	08+						
GRP-HEATER	60Ja-2	FUEL	08+						

[Go to the Table of Contents](#)

Fluid Catalytic Cracking Unit Catalyst Regenerator/Fuel Gas Combustion Device/Claus Sulfur Recovery Plant/Coking Unit Attributes
Form OP-UA50
Federal Operating Permit Program
Texas Commission on Environmental Quality

Table 2c: Title 40 Code of Federal Regulations Part 60 (40 CFR Part 60)

Subpart Ja: Standards of Performance for Petroleum Refineries for Which Construction, Reconstruction, or Modification Commenced after May 14, 2007

Unit ID No.	SOP Index No.	AMEL	AMEL ID No.	Sulfur Emission Limit	§60.107a(b) Exemption	Common Source of Fuel Gas
17H01	60Ja-3			H2S	NO	YES
23BA301	60Ja-2			H2S	NO	YES
23BA302	60Ja-2			H2S	NO	YES
23BC201	60Ja-2			H2S	NO	YES
29BA1300	60Ja-2			H2S	NO	YES
42BC2001	60Ja-2			H2S	NO	YES
50BF02	60Ja-2			H2S	NO	YES
50BF03	60Ja-2			H2S	NO	YES
50BF04	60Ja-2			H2S	NO	YES
81BF01	60Ja-2			H2S	NO	YES
GRP-HEAT1	60Ja-2			H2S	NO	YES
GRP-HEATER	60Ja-2			H2S	NO	YES

[Go to the Table of Contents](#)

Fluid Catalytic Cracking Unit Catalyst Regenerator/Fuel Gas Combustion Device/Claus Sulfur Recovery Plant/Coking Unit Attributes
Form OP-UA50
Federal Operating Permit Program
Texas Commission on Environmental Quality

Table 2d: Title 40 Code of Federal Regulations Part 60 (40 CFR Part 60)

Subpart Ja: Standards of Performance for Petroleum Refineries for Which Construction, Reconstruction, or Modification Commenced after May 14, 2007

Unit ID No.	SOP Index No.	Alternative Standard	Heater Capacity	Heater Type	NOx Emission Limit	Low NOx	Operating Curve	Gas Composition Analyzer
17H01	60Ja-3	NO	100+	NDPH	HVB			NO

[Go to the Table of Contents](#)

Fluid Catalytic Cracking Unit Catalyst Regenerator/Fuel Gas Combustion Device/Claus Sulfur Recovery Plant/Coking Unit Attributes
Form OP-UA50
Federal Operating Permit Program
Texas Commission on Environmental Quality

Table 2e: Title 40 Code of Federal Regulations Part 60 (40 CFR Part 60)

Subpart Ja: Standards of Performance for Petroleum Refineries for Which Construction, Reconstruction, or Modification Commenced after May 14, 2007

Unit ID No.	SOP Index No.	AMEL	AMEL ID No.	Alternative Monitoring	§60.107a(e)(4)Exemption	§60.107a(a)(3) Exemption	Common Source of Fuel Gas	Modified Flare	Cascaded Flare System
30FL1	60Ja-1	NO		NO	NO	NO	YES	YES	NO
30FL6	60Ja-1	NO		NO	NO	NO	YES	YES	NO

[Go to the Table of Contents](#)

Fluid Catalytic Cracking Unit Catalyst Regenerator/Fuel Gas Combustion Device/Claus Sulfur Recovery Plant/Coking Unit Attributes
Form OP-UA50
Federal Operating Permit Program
Texas Commission on Environmental Quality

Table 3a: Title 40 Code of Federal Regulations Part 63 (40 CFR Part 63)
Subpart UUU: National Emission Standards for Hazardous Air Pollutants for Petroleum Refineries

Unit ID No.	SOP Index No.	CCU PM/Ni Emission Limitation	CCU PM/Ni Control Device	CCU PM/Ni Control Device ID No.	CCU PM/Ni Control Device Alt ID	CCU PM/Ni Monitoring Method	CCU PM/Ni Alt Monitoring ID	Multiple CCUs Served by a Single Wet Scrubber
42CB2201	63UUU-3	TABLE1.1	WETSCR1			ALTCOM	03/04/2016	NO

[Go to the Table of Contents](#)

Fluid Catalytic Cracking Unit Catalyst Regenerator/Fuel Gas Combustion Device/Claus Sulfur Recovery Plant/Coking Unit Attributes
Form OP-UA50
Federal Operating Permit Program
Texas Commission on Environmental Quality

Table 3b: Title 40 Code of Federal Regulations Part 63 (40 CFR Part 63)
Subpart UUU: National Emission Standards for Hazardous Air Pollutants for Petroleum Refineries

Unit ID No.	SOP Index No.	CCU CO Emission Limitation	CCU CO Control Device	CCU CO Control Device ID No.	CCU CO Control Device Alt ID	CCU CO Monitoring Method	CCU Bypass Line	CCU Bypass Line Alt Monitoring ID
42CB2201	63UUU-3	TABLE8.1				CEMS	NONE	

[Go to the Table of Contents](#)

**Fluid Catalytic Cracking Unit Catalyst Regenerator/Fuel Gas Combustion Device/Claus Sulfur Recovery Plant/Coking Unit Attributes
Form OP-UA50
Federal Operating Permit Program
Texas Commission on Environmental Quality**

**Table 3e: Title 40 Code of Federal Regulations Part 63 (40 CFR Part 63)
Subpart UUU: National Emission Standards for Hazardous Air Pollutants for Petroleum Refineries**

Unit ID No.	SOP Index No.	SRU Emission Limitation	SRU Alternate Monitoring	SRU Monitoring Method	SRU Startup/ShutdownEmissions	SRU Bypass Line	SRU Bypass Line Alt Monitoring ID
39CB2001	63UUU-1	TABLE29.1.A1	NO		TINC	NONE	
39FA1006	63UUU-1	TABLE29.1.A1	NO		TINC	NONE	
39FB1001	63UUU-1	TABLE29.1.A1	NO		TINC	NONE	
39LO1001	63UUU-1	TABLE29.1.A1	NO		TINC	NONE	
39RX2001	63UUU-1	TABLE29.1.A1	NO		TINC	NONE	
46AD6202	63UUU-1	TABLE29.1.A1	NO		TINC	NONE	
46BC6302	63UUU-1	TABLE29.1.A1	NO		TINC	NONE	
46CB6301	63UUU-1	TABLE29.1.A1	NO		TINC	NONE	
46LO6201	63UUU-1	TABLE29.1.A1	NO		TINC	NONE	
46RX6206	63UUU-1	TABLE29.1.A1	NO		TINC	NONE	

[Go to the Table of Contents](#)

Fluid Catalytic Cracking Unit Catalyst Regenerator/Fuel Gas Combustion Device/Claus Sulfur Recovery Plant/Coking Unit Attributes
Form OP-UA50
Federal Operating Permit Program
Texas Commission on Environmental Quality

Table 4a: Title 30 Texas Administrative Code Chapter 117 (30 TAC Chapter 117)
Subchapter B: Combustion Control at Major Industrial, Commercial, and Institutional Sources in Ozone Nonattainment Areas

Unit ID No.	SOP Index No.	NOx Emission Limitation	310A2-Option	NOx Monitoring System	NOx Emission Limit Average	Supplemental Fuel
42CB2201	R7300-4	310D	310A2-C	CEMS	BLK1-LB	NO

[Go to the Table of Contents](#)

Fluid Catalytic Cracking Unit Catalyst Regenerator/Fuel Gas Combustion Device/Claus Sulfur Recovery Plant/Coking Unit Attributes
Form OP-UA50
Federal Operating Permit Program
Texas Commission on Environmental Quality

Table 4b: Title 30 Texas Administrative Code Chapter 117 (30 TAC Chapter 117)
Subchapter B: Combustion Control at Major Industrial, Commercial, and Institutional Sources in Ozone Nonattainment Areas

Unit ID No.	SOP Index No.	Fuel Flow Monitoring	CO Emission Limitation	CO Monitoring System	Ammonia NOx Reduction	NH3 Emission Limitation	NH3 Monitoring
42CB2201	R7300-4		310C	CEMS	NO		

[Go to the Table of Contents](#)

**Storage Tank/Vessel Attributes
Form OP-UA3
Federal Operating Permit Program
Texas Commission on Environmental Quality**

Table of Contents

Table	Regulation	Page	Data Submitted
N/A	N/A	OP-SUM Table 1	Yes
N/A	N/A	OP-REQ2	Yes
Table 1	40 CFR Part 60, Subpart K: Standards of Performance for Storage Vessels for Petroleum Liquids	Page 1	Yes
Table 2	40 CFR Part 60, Subpart Ka: Standards of Performance for Storage Vessels for Petroleum Liquids	Page 2	Yes
Table 3	40 CFR Part 60, Subpart Kb: Standards of Performance for Volatile Organic Liquid Storage Vessels (Including Petroleum Liquid Storage Vessels)	Page 3	Yes
Table 4a	30 TAC Chapter 115, Subchapter B: Storage of Volatile Organic Compounds (VOCs)	Page 4	Yes
Table 4b	30 TAC Chapter 115, Subchapter B: Storage of Volatile Organic Compounds (VOCs)	Page 5	Yes
Table 5	40 CFR Part 63, Subpart R: National Emission Standards for Gasoline Distribution Facilities (Bulk Gasoline Terminals and Pipeline Breakout Stations)	Page 6	
Table 6	40 CFR Part 61, Subpart Y: National Emission Standards for Benzene Emissions from Benzene Storage Vessels	Page 7	
Table 7	40 CFR Part 63, Subpart OO: National Emission Standards for Tanks - Level 1	Page 8	
Table 8a	40 CFR Part 63, Subpart DD: National Emission Standards for Hazardous Air Pollutants from Off-Site Waste and Recovery Operations	Page 9	
Table 8b	40 CFR Part 63, Subpart DD: National Emission Standards for Hazardous Air Pollutants from Off-Site Waste and Recovery Operations	Page 10	
Table 8c	40 CFR Part 63, Subpart DD: National Emission Standards for Hazardous Air Pollutants from Off-Site Waste and Recovery Operations	Page 11	
Table 8d	40 CFR Part 63, Subpart DD: National Emission Standards for Hazardous Air Pollutants from Off-Site Waste and Recovery Operations	Page 12	
Table 9a	40 CFR Part 63, Subpart G: National Emission Standards for Organic Hazardous Air Pollutants from the Synthetic Organic Chemical Manufacturing Industry for Storage Vessels	Page 13	
Table 9b	40 CFR Part 63, Subpart G: National Emission Standards for Organic Hazardous Air Pollutants from the Synthetic Organic Chemical Manufacturing Industry for Storage Vessels	Page 14	

**Storage Tank/Vessel Attributes
Form OP-UA3
Federal Operating Permit Program
Texas Commission on Environmental Quality**

Table of Contents

Table	Regulation	Page	Data Submitted
Table 10a	40 CFR Part 63, Subpart CC: National Emission Standards for Hazardous Air Pollutants from Petroleum Refineries	Page 15	Yes
Table 10b	40 CFR Part 63, Subpart CC: National Emission Standards for Hazardous Air Pollutants from Petroleum Refineries	Page 16	Yes
Table 10c	40 CFR Part 63, Subpart CC: National Emission Standards for Hazardous Air Pollutants from Petroleum Refineries	Page 17	
Table 10d	40 CFR Part 63, Subpart CC: National Emission Standards for Hazardous Air Pollutants from Petroleum Refineries	Page 18	
Table 11a	40 CFR Part 61, Subpart L: National Emission Standards for Benzene Emissions from Coke By-Product Recovery Plants	Page 19	
Table 11b	40 CFR Part 61, Subpart L: National Emission Standards for Benzene Emissions from Coke By-Product Recovery Plants	Page 20	
Table 12a	40 CFR Part 61, Subpart FF: National Emission Standards for Benzene Waste Operations (Tanks)	Page 21	
Table 12b	40 CFR Part 61, Subpart FF: National Emission Standards for Benzene Waste Operations (Tanks)	Page 22	
Table 12c	40 CFR Part 61, Subpart FF: National Emission Standards for Benzene Waste Operations (Tanks)	Page 23	
Table 13a	40 CFR Part 60, Subpart QQQ: Standards of Performance for VOC Emissions from Petroleum Refinery Wastewater Systems	Page 24	Yes
Table 13b	40 CFR Part 60, Subpart QQQ: Standards of Performance for VOC Emissions from Petroleum Refinery Wastewater Systems	Page 25	Yes
Table 14a	40 CFR Part 63, Subpart G: National Emission Standards for Organic Hazardous Air Pollutants from the Synthetic Organic Chemical Manufacturing Industry for Wastewater	Page 26	
Table 14b	40 CFR Part 63, Subpart G: National Emission Standards for Organic Hazardous Air Pollutants from the Synthetic Organic Chemical Manufacturing Industry for Wastewater	Page 27	
Table 14c	40 CFR Part 63, Subpart G: National Emission Standards for Organic Hazardous Air Pollutants from the Synthetic Organic Chemical Manufacturing Industry for Wastewater	Page 28	
Table 14d	40 CFR Part 63, Subpart G: National Emission Standards for Organic Hazardous Air Pollutants from the Synthetic Organic Chemical Manufacturing Industry for Wastewater	Page 29	
Table 14e	40 CFR Part 63, Subpart G: National Emission Standards for Organic Hazardous Air Pollutants from the Synthetic Organic Chemical Manufacturing Industry for Wastewater	Page 30	
Table 15a	40 CFR Part 63, Subpart CC: National Emission Standards for Hazardous Air Pollutants from Petroleum Refineries	Page 31	

**Storage Tank/Vessel Attributes
Form OP-UA3
Federal Operating Permit Program
Texas Commission on Environmental Quality**

Table of Contents

Table	Regulation	Page	Data Submitted
Table 15b	40 CFR Part 63, Subpart CC: National Emission Standards for Hazardous Air Pollutants from Petroleum Refineries	Page 32	
Table 15c	40 CFR Part 63, Subpart CC: National Emission Standards for Hazardous Air Pollutants from Petroleum Refineries	Page 33	
Table 16a	40 CFR Part 63, Subpart HH: National Emission Standards for Hazardous Air Pollutants from Oil and Natural Gas Production Facilities	Page 34	
Table 16b	40 CFR Part 63, Subpart HH: National Emission Standards for Hazardous Air Pollutants from Oil and Natural Gas Production Facilities	Page 35	
Table 17a	40 CFR Part 63, Subpart U: National Emission Standards for Hazardous Air Pollutant Emissions: Group I Polymers and Resins, Storage Vessels	Page 36	
Table 17b	40 CFR Part 63, Subpart U: National Emission Standards for Hazardous Air Pollutant Emissions: Group I Polymers and Resins, Storage Vessels	Page 37	
Table 18a	40 CFR Part 63, Subpart U: National Emission Standards for Hazardous Air Pollutant Emissions: Group I Polymers and Resins, Wastewater	Page 38	
Table 18b	40 CFR Part 63, Subpart U: National Emission Standards for Hazardous Air Pollutant Emissions: Group I Polymers and Resins, Wastewater	Page 39	
Table 18c	40 CFR Part 63, Subpart U: National Emission Standards for Hazardous Air Pollutant Emissions: Group I Polymers and Resins, Wastewater	Page 40	
Table 18d	40 CFR Part 63, Subpart U: National Emission Standards for Hazardous Air Pollutant Emissions: Group I Polymers and Resins, Wastewater	Page 41	
Table 18e	40 CFR Part 63, Subpart U: National Emission Standards for Hazardous Air Pollutant Emissions: Group I Polymers and Resins, Wastewater	Page 42	
Table 19a	40 CFR Part 63, Subpart JJJ: National Emission Standards for Hazardous Air Pollutant Emissions: Group IV Polymers and Resins, Storage Vessels	Page 43	
Table 19b	40 CFR Part 63, Subpart JJJ: National Emission Standards for Hazardous Air Pollutant Emissions: Group IV Polymers and Resins, Storage Vessels	Page 44	
Table 19c	40 CFR Part 63, Subpart JJJ: National Emission Standards for Hazardous Air Pollutant Emissions: Group IV Polymers and Resins, Storage Vessels	Page 45	
Table 20a	40 CFR Part 63, Subpart JJJ: National Emission Standards for Hazardous Air Pollutant Emissions: Group IV Polymers and Resins, Wastewater	Page 46	

**Storage Tank/Vessel Attributes
Form OP-UA3
Federal Operating Permit Program
Texas Commission on Environmental Quality**

Table of Contents

Table	Regulation	Page	Data Submitted
Table 20b	40 CFR Part 63, Subpart JJJ: National Emission Standards for Hazardous Air Pollutant Emissions: Group IV Polymers and Resins, Wastewater	Page 47	
Table 20c	40 CFR Part 63, Subpart JJJ: National Emission Standards for Hazardous Air Pollutant Emissions: Group IV Polymers and Resins, Wastewater	Page 48	
Table 20d	40 CFR Part 63, Subpart JJJ: National Emission Standards for Hazardous Air Pollutant Emissions: Group IV Polymers and Resins, Wastewater	Page 49	
Table 20e	40 CFR Part 63, Subpart JJJ: National Emission Standards for Hazardous Air Pollutant Emissions: Group IV Polymers and Resins, Wastewater	Page 50	
Table 21a	40 CFR Part 63, Subpart FFFF: National Emission Standards for Hazardous Air Pollutants: Miscellaneous Organic Chemical Manufacturing, Storage Vessels	Page 51	
Table 21b	40 CFR Part 63, Subpart FFFF: National Emission Standards for Hazardous Air Pollutants: Miscellaneous Organic Chemical Manufacturing, Storage Vessels	Page 52	
Table 21c	40 CFR Part 63, Subpart FFFF: National Emission Standards for Hazardous Air Pollutants: Miscellaneous Organic Chemical Manufacturing, Storage Vessels	Page 53	
Table 21d	40 CFR Part 63, Subpart FFFF: National Emission Standards for Hazardous Air Pollutants: Miscellaneous Organic Chemical Manufacturing, Storage Vessels	Page 54	
Table 21e	40 CFR Part 63, Subpart FFFF: National Emission Standards for Hazardous Air Pollutants: Miscellaneous Organic Chemical Manufacturing, Storage Vessels	Page 55	
Table 21f	40 CFR Part 63, Subpart FFFF: National Emission Standards for Hazardous Air Pollutants: Miscellaneous Organic Chemical Manufacturing, Storage Vessels	Page 56	
Table 22a	40 CFR Part 63, Subpart FFFF: National Emission Standards for Hazardous Air Pollutants: Miscellaneous Organic Chemical Manufacturing, Wastewater	Page 57	
Table 22b	40 CFR Part 63, Subpart FFFF: National Emission Standards for Hazardous Air Pollutants: Miscellaneous Organic Chemical Manufacturing, Wastewater	Page 58	
Table 22c	40 CFR Part 63, Subpart FFFF: National Emission Standards for Hazardous Air Pollutants: Miscellaneous Organic Chemical Manufacturing, Wastewater	Page 59	

**Storage Tank/Vessel Attributes
Form OP-UA3
Federal Operating Permit Program
Texas Commission on Environmental Quality**

Table of Contents

Table	Regulation	Page	Data Submitted
Table 22d	40 CFR Part 63, Subpart FFFF: National Emission Standards for Hazardous Air Pollutants: Miscellaneous Organic Chemical Manufacturing, Wastewater	Page 60	
Table 22e	40 CFR Part 63, Subpart FFFF: National Emission Standards for Hazardous Air Pollutants: Miscellaneous Organic Chemical Manufacturing, Wastewater	Page 61	
Table 23a	40 CFR Part 63, Subpart CCCCCC: National Emission Standards for Hazardous Air Pollutants for Source Category: Gasoline Dispensing Facilities	Page 62	
Table 23b	40 CFR Part 63, Subpart CCCCCC: National Emission Standards for Hazardous Air Pollutants for Source Category: Gasoline Dispensing Facilities	Page 63	
Table 24a	40 CFR Part 60, Subpart OOOOa: Standards of Performance for Crude Oil and Natural Gas Facilities for which Construction, Modification or Reconstruction Commenced After September 18, 2015	Page 64	
Table 24b	40 CFR Part 60, Subpart OOOOa: Standards of Performance for Crude Oil and Natural Gas Facilities for which Construction, Modification or Reconstruction Commenced After September 18, 2015	Page 65	
Table 25a	40 CFR Part 60, Subpart OOOO: Standards of Performance for Crude Oil and Natural Gas Facilities for which Construction, Modification, or Reconstruction Commenced After August 23, 2011, and on or before September 18, 2015	Page 66	
Table 25b	40 CFR Part 60, Subpart OOOO: Standards of Performance for Crude Oil and Natural Gas Facilities for which Construction, Modification, or Reconstruction Commenced After August 23, 2011, and on or before September 18, 2015	Page 67	
Table 26a	40 CFR Part 63, Subpart GGGGG: National Emission Standards for Hazardous Air Pollutants: Site Remediation	Page 68	
Table 26b	40 CFR Part 63, Subpart GGGGG: National Emission Standards for Hazardous Air Pollutants: Site Remediation	Page 69	
Table 27a	30 TAC Chapter 115, Subchapter B, Division 7: Oil and Natural Gas Service in Ozone Nonattainment Areas	Page 70	
Table 27b	30 TAC Chapter 115, Subchapter B, Division 7: Oil and Natural Gas Service in Ozone Nonattainment Areas	Page 71	
Table 28a	40 CFR Part 63, Subpart BBBB: National Emission Standards for Hazardous Air Pollutants for Source Category: Gasoline Distribution Bulk Terminals, Bulk Plants, and Pipeline Facilities	Page 72	
Table 28b	40 CFR Part 63, Subpart BBBB: National Emission Standards for Hazardous Air Pollutants for Source Category: Gasoline Distribution Bulk Terminals, Bulk Plants, and Pipeline Facilities	Page 73	

**Storage Tank/Vessel Attributes
Form OP-UA3
Federal Operating Permit Program
Texas Commission on Environmental Quality**

Table of Contents

Table	Regulation	Page	Data Submitted
Table 28c	40 CFR Part 63, SubpartBBBBB: National Emission Standards for Hazardous Air Pollutants for Source Category: Gasoline Distribution Bulk Terminals, Bulk Plants, and Pipeline Facilities	Page 74	
Table 29a	40 CFR Part 63, Subpart EEEE: National Emission Standards for Hazardous Air Pollutants: Organic Liquids Distributions (Non-Gasoline)	Page 75	
Table 29b	40 CFR Part 63, Subpart EEEE: National Emission Standards for Hazardous Air Pollutants: Organic Liquids Distributions (Non-Gasoline)	Page 76	
Table 29c	40 CFR Part 63, Subpart EEEE: National Emission Standards for Hazardous Air Pollutants: Organic Liquids Distributions (Non-Gasoline)	Page 77	

**Storage Tank/Vessel Attributes
Federal Operating Permit Program
Texas Commission on Environmental Quality**

**Form OP-SUM - Individual Unit Summary
Table 1**

Unit AI	Revision No.	Unit ID No.	Group ID No.	Unit Name/Description	CAM	PCA AI	Preconstruction Authorization (PCA) Category	Authorization/Registration Number	Permit By Rule (PBR) Number	PBR Effective Date
		22FB747		STORAGE TANK 22FB747			NSR Permit	2501A		
		22FB747		STORAGE TANK 22FB747			PSD	PSDTX767M2		
		22FB748		STORAGE TANK 22FB748			NSR Permit	88508		
		22FB749		STORAGE TANK 22FB749			NSR Permit	88508		
		23FB4501V	GRP-TK6	DM 9942			PBR		106.472	03/14/1997
		23FB4503V	GRP-TK6	EMBREAK 2W151			PBR		106.472	03/14/1997
		42FB2097V	GRP-TK6	STABILIZER STORAGE			PBR		106.472	03/14/1997
		42FB2499	GRP-TK6	COMPRESSOR INHIBITOR			PBR		106.472	03/14/1997
		42FB2699	GRP-TK6	DEMULSIFIER STORAGE			PBR		106.472	03/14/1997
		39FB1001		SULFUR TANK 39FB1001			PBR		106.472	09/04/2000
		42FA2099V		DEGREASER STORAGE			PBR		106.472	03/14/1997
		42FB2801		STORAGE TANK 42FB2801			PBR		106.472	09/04/2000
		42FB2802		CORROSION INHIBITOR			NSR Permit	2501A		
		42FB2802		CORROSION INHIBITOR			PSD	PSDTX767M2		
		44FA3095	GRP-TK4	DEGREASER STORAGE			PBR		106.472	03/14/1997
		44FA3099	GRP-TK4	DEGREASER STORAGE			PBR		106.472	03/14/1997

**Storage Tank/Vessel Attributes
Federal Operating Permit Program
Texas Commission on Environmental Quality**

**Form OP-SUM - Individual Unit Summary
Table 1**

Unit AI	Revision No.	Unit ID No.	Group ID No.	Unit Name/Description	CAM	PCA AI	Preconstruction Authorization (PCA) Category	Authorization/Registration Number	Permit By Rule (PBR) Number	PBR Effective Date
		44FB3097	GRP-TK4	DEGREASER STORAGE			PBR		106.472	03/14/1997
		44FB3098	GRP-TK4	DEGREASER STORAGE			PBR		106.472	03/14/1997
		45FB7499V	GRP-TK4	CHEMICAL INHIBITION STORAGE			PBR		106.472	03/14/1997
		45TANK1	GRP-TK4	DEGREASER STORAGE			PBR		106.472	03/14/1997
		46FA6299V	GRP-TK4	DEGREASER STORAGE			PBR		106.472	03/14/1997
		47FA5412	GRP-TK4	DIESEL STORAGE TANK			PBR		106.472	03/14/1997
		47FA5493	GRP-TK4	DIESEL STORAGE TANK			PBR		106.472	03/14/1997
		47FA5494	GRP-TK4	DEGREASER STORAGE			PBR		106.472	03/14/1997
		91FA9001	GRP-TK4	CONTRACTOR REFUELING - DIESEL			PBR		106.412	03/14/1997
		91FA9002	GRP-TK4	CONTRACTOR REFUELING - DIESEL			PBR		106.412	03/14/1997
		91FA9003	GRP-TK4	CONTRACTOR REFUELING - DIESEL			PBR		106.412	03/14/1997
		44FB3001		TEMPERED WATER TANK			NSR Permit	2501A		
		44FB3001		TEMPERED WATER TANK			PSD	PSDTX767M2		
		45FB6001		FRESH MEA TANK			NSR Permit	2501A		
		45FB6001		FRESH MEA TANK			PSD	PSDTX767M2		
		45FB6002		ORGANIC TANK			NSR Permit	2501A		

**Storage Tank/Vessel Attributes
Federal Operating Permit Program
Texas Commission on Environmental Quality**

**Form OP-SUM - Individual Unit Summary
Table 1**

Unit AI	Revision No.	Unit ID No.	Group ID No.	Unit Name/Description	CAM	PCA AI	Preconstruction Authorization (PCA) Category	Authorization/Registration Number	Permit By Rule (PBR) Number	PBR Effective Date
		45FB6002		ORGANIC TANK			PSD	PSDTX767M2		
		45FB7401		SOUR WATER STORAGE			NSR Permit	2501A		
		45FB7401		SOUR WATER STORAGE			PSD	PSDTX767M2		
		45FB7402		SOUR WATER STORAGE			NSR Permit	2501A		
		45FB7402		SOUR WATER STORAGE			PSD	PSDTX767M2		
		45FB7403		SOUR WATER TANK			NSR Permit	2501A		
		45FB7403		SOUR WATER TANK			PSD	PSDTX767M2		
		46FB6301		SOLVENT STORAGE TANK			NSR Permit	2501A		
		46FB6301		SOLVENT STORAGE TANK			PSD	PSDTX767M2		
		47FA2		DAF FLOAT TANK			PBR	95584	106.261	11/01/2003
		47FB321		STORAGE TANK 47FB321			PBR		106.478	09/04/2000
		47FB323		STORAGE TANK 47FB323			PBR		106.478	09/04/2000
		47FB503		TANK 47FB503			Exemption	28324	86	04/05/1995
		47FB504		TANK 47FB504			Standard Permit	154326		
		47FB504		TANK 47FB504			Exemption	28324	86	04/05/1995
		47FB504		TANK 47FB504			Exemption	33383	86	06/07/1996
		47FB504		TANK 47FB504			Exemption	33383	106	06/07/1996
		47FB504		TANK 47FB504			Exemption	33383	118	06/07/1996
		47FB509		TANK 47FB509			Exemption	36392	102	01/08/1980
		50FA6		STORAGE TANK 50FA6			PBR		106.472	09/04/2000
		90FB722	GRP-TK1	TANK 90FB722			PBR	104999	106.478	03/14/1997

**Storage Tank/Vessel Attributes
Federal Operating Permit Program
Texas Commission on Environmental Quality**

Form OP-REQ2 - Negative Applicable/Superseded Requirement Determinations

Unit AI	Revision No.	Unit ID No.	Potentially Applicable Regulatory Name	Negative Applicability/Superseded Requirement Citation	Negative Applicability/Superseded Requirement Reason
		22FB747	30 TAC Chapter 115, Storage of VOCs	§115.112(e)(1)	Tank stores other than crude oil, condensate, or VOC.
		22FB747	40 CFR Part 60, Subpart Kb	§60.110b(a)	Stored product other than volatile organic liquid or petroleum liquid
		22FB747	40 CFR Part 63, Subpart CC	§63.640(a)(2)	Tank does not store one or more of the hazardous air pollutants listed in table 1 of this subpart.
		22FB748	40 CFR Part 60, Subpart Kb	§60.110b(b)	Vessel stores a VOL with a maximum true vapor pressure less than 0.5 psia.
		22FB749	40 CFR Part 60, Subpart Kb	§60.110b(a)	Tank does not store VOL.
		39FB1001	30 TAC Chapter 115, Storage of VOCs	§115.112(e)(1)	Tank does not store VOC.
		39FB1001	40 CFR Part 60, Subpart Kb	§60.110b(a)	Tank does not store VOL.
		42FA2099V	40 CFR Part 60, Subpart Kb	§60.110b(a)	capacity < 10,600 gallons
		42FA2099V	40 CFR Part 63, Subpart CC	§63.640(c)(2), §63.641	Does not meet the definition of a storage vessel since the capacity is less than 40 cubic meters.
		42FB2801	30 TAC Chapter 115, Storage of VOCs	§115.112(e)(1)	Tank does not store volatile organic compounds as defined in 30 TAC §101.1(116).
		42FB2801	40 CFR Part 60, Subpart Kb	§60.110b(a)	Tank does not store VOL.
		42FB2801	40 CFR Part 63, Subpart CC	§63.640(a)(2)	Tank does not emit hazardous air pollutants.
		42FB2802	40 CFR Part 60, Subpart K	§60.110(a)	capacity < 40,000 gallons
		44FB3001	30 TAC Chapter 115, Storage of VOCs	§115.112(e)(1)	Tank does not store VOC.
		44FB3001	40 CFR Part 60, Subpart Kb	§60.110b(a)	Tank does not store VOL.
		45FB6001	40 CFR Part 60, Subpart Kb	§60.110b(a)	Tank capacity is less than 75 cubic meters (19,813 gallons).
		45FB6002	40 CFR Part 60, Subpart Kb	§60.110b(a)	Tank capacity is less than 75 cubic meters (19,813 gallons).
		45FB7401	40 CFR Part 60, Subpart QQQ	§60.692-3(d)	Tank is subject to 60.112 of NSPS K.
		45FB7401	40 CFR Part 63, Subpart CC	§63.647(a), §63.641	Group 2 wastewater streams are not required to comply with the requirements of 61.340 through 61.355 from the definition of Group 2 wastewater stream in 63.641.

**Storage Tank/Vessel Attributes
Federal Operating Permit Program
Texas Commission on Environmental Quality**

Form OP-REQ2 - Negative Applicable/Superseded Requirement Determinations

Unit AI	Revision No.	Unit ID No.	Potentially Applicable Regulatory Name	Negative Applicability/Superseded Requirement Citation	Negative Applicability/Superseded Requirement Reason
		45FB7402	40 CFR Part 60, Subpart QQQ	§60.692-3(d)	Tank is subject to 60.112b of NSPS Kb.
		45FB7402	40 CFR Part 63, Subpart CC	§63.647(a), §63.641	Group 2 wastewater streams are not required to comply with the requirements of 61.340 through 61.355 from the definition of Group 2 wastewater stream in 63.641.
		46FB6301	40 CFR Part 60, Subpart Kb	§60.110b(a)	Tank capacity is less than 75 cubic meters (19,813 gallons).
		47FA2	40 CFR Part 60, Subpart Kb	§60.110b(b)	Vessel stores a VOL with a maximum true vapor pressure less than 0.5 psia.
		47FA2	40 CFR Part 63, Subpart CC	§63.647(a), §63.641	Group 2 wastewater streams are not required to comply with the requirements of 61.340 through 61.355 from the definition of Group 2 wastewater stream in 63.641.
		47FB321	40 CFR Part 60, Subpart Ka	§60.110a(a)	capacity < 40,000 gallons
		47FB503	40 CFR Part 60, Subpart QQQ	§60.692-3(d)	Storage vessels subject to any requirements under NSPS subpart K series are exempt from the requirements under NSPS subpart QQQ.
		47FB503	40 CFR Part 63, Subpart CC	§63.647(a), §63.641	Group 2 wastewater streams are not required to comply with the requirements of 61.340 through 61.355 from the definition of Group 2 wastewater stream in 63.641.
		47FB504	40 CFR Part 60, Subpart QQQ	§60.692-3(d)	Storage vessels subject to any requirements under NSPS subpart K series are exempt from the requirements under NSPS subpart QQQ.
		47FB504	40 CFR Part 63, Subpart CC	§63.647(a), §63.641	Group 2 wastewater streams are not required to comply with the requirements of 61.340 through 61.355 from the definition of Group 2 wastewater stream in 63.641.
		47FB509	40 CFR Part 60, Subpart Ka	§60.110a(a)	Does not store petroleum liquids. Stores wastewater.
		47FB509	40 CFR Part 60, Subpart QQQ	§60.690(a)(1)	There has been no construction, modification, or reconstruction after May 4, 1987.
		47FB509	40 CFR Part 63, Subpart CC	§63.647(a), §63.641	Group 2 wastewater streams are not required to comply with the requirements of 61.340 through 61.355 from the definition of Group 2 wastewater stream in 63.641.

**Storage Tank/Vessel Attributes
Federal Operating Permit Program
Texas Commission on Environmental Quality**

Form OP-REQ2 - Negative Applicable/Superseded Requirement Determinations

Unit AI	Revision No.	Unit ID No.	Potentially Applicable Regulatory Name	Negative Applicability/Superseded Requirement Citation	Negative Applicability/Superseded Requirement Reason
		50FA6	30 TAC Chapter 115, Storage of VOCs	§115.112(e)(1)	Tank does not store VOC.
		50FA6	40 CFR Part 60, Subpart Kb	§60.110b(a)	Tank does not store volatile organic liquids (VOL).
		50FA6	40 CFR Part 63, Subpart CC	§63.640(a)(2)	Tank does not store HAPs.
		90FB735	40 CFR Part 60, Subpart QQQ	§60.692-3(d)	Storage vessels subject to any requirements under NSPS subpart K series are exempt from the requirements under NSPS subpart QQQ.
		91FB922	40 CFR Part 60, Subpart QQQ	§60.692-3(d)	Storage vessels subject to any requirements under NSPS subpart K series are exempt from the requirements under NSPS subpart QQQ.
		92FA4001	40 CFR Part 60, Subpart Kb	§60.110b(a)	capacity < 10,600 gallons
		92FA4001	40 CFR Part 63, Subpart CC	§63.647(a), §63.641	Group 2 wastewater streams are not required to comply with the requirements of 61.340 through 61.355 from the definition of Group 2 wastewater stream in 63.641.
		92FA4002	40 CFR Part 60, Subpart Kb	§60.110b(a)	capacity < 10,600 gallons
		92FA4002	40 CFR Part 63, Subpart CC	§63.640(c)(2), §63.641	Does not meet the definition of a storage vessel since the capacity is less than 40 cubic meters.
		96FB500	30 TAC Chapter 115, Storage of VOCs	§115.111(a)(3)	Located in BPA, DFW, El Paso, or HGA and in a motor vehicle fuel dispensing service and has a nominal capacity < 25,000 gallons.
		96FB500	40 CFR Part 60, Subpart Kb	§60.110b(a)	capacity < 10,600 gallons
		96FB500	40 CFR Part 63, Subpart CC	§63.640(c)(2), §63.641	Does not meet the definition of a storage vessel since the capacity is less than 40 cubic meters.
		GRP-TK1	40 CFR Part 60, Subpart QQQ	§60.692-3(d)	Storage vessels subject to any requirements under NSPS subpart K series are exempt from the requirements under NSPS subpart QQQ.
		GRP-TK1	40 CFR Part 63, Subpart CC	§63.647(a), §63.641	Group 2 wastewater streams are not required to comply with the requirements of 61.340 through 61.355 from the definition of Group 2 wastewater stream in 63.641.

**Storage Tank/Vessel Attributes
Federal Operating Permit Program
Texas Commission on Environmental Quality**

Form OP-REQ2 - Negative Applicable/Superseded Requirement Determinations

Unit AI	Revision No.	Unit ID No.	Potentially Applicable Regulatory Name	Negative Applicability/Superseded Requirement Citation	Negative Applicability/Superseded Requirement Reason
		GRP-TK4	30 TAC Chapter 115, Storage of VOCs	§115.111(a)(8)	Tank less than 1,000 gallons
		GRP-TK4	40 CFR Part 60, Subpart Kb	§60.110b(a)	capacity < 10,600 gallons
		GRP-TK4	40 CFR Part 63, Subpart CC	§63.640(c)(2), §63.641	Does not meet the definition of a storage vessel since the capacity is less than 40 cubic meters.
		GRP-TK6	40 CFR Part 60, Subpart Kb	§60.110b(a)	capacity < 10,600 gallons
		GRP-TK6	40 CFR Part 63, Subpart CC	§63.640(c)(2), §63.641	Does not meet the definition of a storage vessel since the capacity is less than 40 cubic meters.

**Storage Tank/Vessel Attributes
Form OP-UA3
Federal Operating Permit Program
Texas Commission on Environmental Quality**

**Table 1: Title 40 Code of Federal Regulations Part 60 (40 CFR Part 60)
Subpart K: Standards of Performance for Storage Vessels for Petroleum Liquids**

Unit ID No.	SOP/GOP Index No.	Construction/Modification Date	Storage Capacity	Product Stored	True Vapor Pressure	Storage Vessel Description	Reid Vapor Pressure	Maximum TVP	Estimated TVP	Control Device ID No.
42FB2802	60K-1	73-74	40K-							
45FB7401	60K-3	74-78	65K+	PTLQ-1	1.5-11.1	VRS-EQ	NCE			46CB6301

[Go to the Table of Contents](#)

**Storage Tank/Vessel Attributes
Form OP-UA3
Federal Operating Permit Program
Texas Commission on Environmental Quality**

**Table 2: Title 40 Code of Federal Regulations Part 60 (40 CFR Part 60)
Subpart Ka: Standards of Performance for Storage Vessels for Petroleum Liquids**

Unit ID No.	SOP/GOP Index No.	Product Stored	Storage Capacity	True Vapor Pressure	Storage Vessel Description	AMEL ID No.	Reid Vapor Pressure	Maximum TVP	Estimated TVP	Control Device ID No.
47FB321	60Ka-1	PTLQ-2	40K-							
47FB509	60Ka-1	OTHER2								

[Go to the Table of Contents](#)

**Storage Tank/Vessel Attributes
Form OP-UA3
Federal Operating Permit Program
Texas Commission on Environmental Quality**

**Table 3: Title 40 Code of Federal Regulations Part 60 (40 CFR Part 60)
Subpart Kb: Standards of Performance for Volatile Organic Liquid Storage Vessels (Including Petroleum Liquid Storage Vessels)**

Unit ID No.	SOP/GOP Index No.	Product Stored	Storage Capacity	WW Tank Control	Maximum TVP	Storage Vessel Description	AMEL ID No.	Guidepole	Reid Vapor Pressure	Control Device ID No.
22FB747	60Kb-0	OTHER3								
22FB748	60Kb-2	VOL	40K+	NONE	0.5-					
22FB749	60Kb-2	VOL	40K+	NONE	0.5-					
39FB1001	60Kb-0	OTHER3								
42FA2099V	R5112-0	VOL	10K-							
42FB2801	60Kb-0	OTHER3								
44FB3001	60Kb-0	OTHER3								
45FB6001	60Kb-1	VOL	10K-							
45FB6002	60Kb-1	VOL	10K-							
45FB7402	60Kb-3	VOL	40K+	NONE	0.75-11.1	CVS-CD				
45FB7403	60Kb-3	VOL	40K+	NONE	0.75-11.1	IFR-MT				
46FB6301	60Kb-1	VOL	10K-20K							
47FA2	60Kb-1	VOL	40K+	NONE	0.5-					
47FB321	60Kb-9	VOL	20K-40K	NONE	2.2-4.0	NONE3				
47FB323	60Kb-9	VOL	20K-40K	NONE	2.2-4.0	NONE3				
47FB503	60Kb-1	VOL	40K+	NONE	0.75-11.1	EFR-MT3				
47FB504	60Kb-1	VOL	40K+	NONE	0.75-11.1	EFR-MT3				
90FB735	60Kb-1	VOL	40K+	NONE	0.75-11.1	IFR-MT				
91FB922	60Kb-1	VOL	40K+	NONE	0.75-11.1	IFR-SL				
91FB931	60Kb-1	VOL	40K+	NONE	0.75-11.1	EFR-MT3				
91FB917A	60Kb-1	VOL	40K+	NONE	0.5-					
92FA4001	60Kb-0	VOL	10K-							
92FA4002	60Kb-1	VOL	10K-							
96FB500	60Kb-0	VOL	10K-							
GRP-TK1	60Kb-1	VOL	40K+	NONE	0.75-11.1	IFR-MT				
GRP-TK4	60Kb-0	VOL	10K-							
GRP-TK6	60Kb-0	VOL	10K-							

[Go to the Table of Contents](#)

**Storage Tank/Vessel Attributes
Form OP-UA3
Federal Operating Permit Program
Texas Commission on Environmental Quality**

**Table 4a: Title 30 Texas Administrative Code Chapter 115 (30 TAC Chapter 115)
Subchapter B: Storage of Volatile Organic Compounds (VOCs)**

Unit ID No.	SOP/GOP Index No.	Alternate Control Requirement	ACR ID No.	Product Stored	Storage Capacity	Throughput	Potential to Emit	Uncontrolled Emissions
22FB747	R5112-0	NO		OTHER1				
22FB748	R5112-2	NO		VOC1	A40K+			
22FB749	R5112-2	NO		VOC1	A40K+			
39FB1001	R5112-0	NO		OTHER1				
42FA2099V	R5112-0	NO		VOC1	A1K-			
42FB2801	R5112-0	NO		OTHER1				
42FB2802	R5117-1	NO		VOC1	A25K-40K			
44FB3001	R5112-0	NO		OTHER1				
45FB6001	R5112-1	NO		VOC1	A1K-25K			
45FB6002	R5112-1	NO		VOC1	A1K-25K			
45FB7401	R5112-3	NO		VOC1	A40K+			
45FB7402	R5112-3	NO		VOC1	A40K+			
45FB7403	R5112-3	NO		VOC1	A40K+			
46FB6301	R5112-1	NO		VOC1	A1K-25K			
47FA2	R5117-1	NO		VOC1	A40K+			
47FB321	R5112-8	NO		VOC1	A1K-25K			
47FB323	R5112-8	NO		VOC1	A1K-25K			
47FB503	R5112-2	NO		VOC1	A40K+			
47FB504	R5112-2	NO		VOC1	A40K+			
47FB509	R5112-2	NO		VOC1	A40K+			
90FB735	R5112-2	NO		VOC1	A40K+			
91FB917A	R5112-1	NO		VOC1	A40K+			
91FB922	R5112-2	NO		VOC1	A40K+			
91FB931	R5112-2	NO		VOC1	A40K+			
92FA4001	R5112-1	NO		VOC1	A1K-25K			
92FA4002	R5112-1	NO		VOC1	A1K-25K			
96FB500	R5112-0	NO		GASMV	A25K-			
GRP-TK1	R5112-2	NO		VOC1	A40K+			
GRP-TK4	R5112-0	NO		VOC1	A1K-			
GRP-TK6	R5112-1	NO		VOC1	A1K-25K			

**Storage Tank/Vessel Attributes
Form OP-UA3
Federal Operating Permit Program
Texas Commission on Environmental Quality**

**Table 4a: Title 30 Texas Administrative Code Chapter 115 (30 TAC Chapter 115)
Subchapter B: Storage of Volatile Organic Compounds (VOCs)**

Unit ID No.	SOP/GOP Index No.	Alternate Control Requirement	ACR ID No.	Product Stored	Storage Capacity	Throughput	Potential to Emit	Uncontrolled Emissions

[Go to the Table of Contents](#)

**Storage Tank/Vessel Attributes
Form OP-UA3
Federal Operating Permit Program
Texas Commission on Environmental Quality**

**Table 4b: Title 30 Texas Administrative Code Chapter 115 (30 TAC Chapter 115)
Subchapter B: Storage of Volatile Organic Compounds (VOCs)**

Unit ID No.	SOP/GOP Index No.	Construction Date	Tank Description	True Vapor Pressure	Primary Seal	Secondary Seal	Control Device Type	Control Device ID No.
22FB748	R5112-2		NONE1	1-				
22FB749	R5112-2		NONE1	1-				
42FB2802	R5117-1		NONE1	1-1.5				
45FB6001	R5112-1		NONE1	1-				
45FB6002	R5112-1		NONE1	1-				
45FB7401	R5112-3		SPVRS1	1.5+A			DIRINC	46CB6301
45FB7402	R5112-3		SPVRS1	1.5+A			DIRINC	46CB6301
45FB7403	R5112-3		IFR1	1.5+A				
46FB6301	R5112-1		NONE1	1-				
47FA2	R5117-1		NONE1	1-				
47FB321	R5112-8		SFP1	1.5+A				
47FB323	R5112-8		SFP1	1.5+A				
47FB503	R5112-2		WDEFR1	1.5+A	MSHOE	NCE		
47FB504	R5112-2		WDEFR1	1.5+A	MSHOE	NCE		
47FB509	R5112-2		WDEFR1	1.5+A	MSHOE	NCE		
90FB735	R5112-2		IFR1	1.5+A				
91FB917A	R5112-1		NONE1	1-				
91FB922	R5112-2		IFR1	1.5+A				
91FB931	R5112-2		WDEFR1	1.5+A	MSHOE	NCE		
92FA4001	R5112-1		NONE1	1-1.5				
92FA4002	R5112-1		SFP1	1.5+A				
GRP-TK1	R5112-2		IFR1	1.5+A				
GRP-TK6	R5112-1		NONE1	1-1.5				

[Go to the Table of Contents](#)

**Storage Tank/Vessel Attributes
Form OP-UA3
Federal Operating Permit Program
Texas Commission on Environmental Quality**

**Table 10a: Title 40 Code of Federal Regulations Part 63 (40 CFR Part 63)
Subpart CC: National Emission Standards for Hazardous Air Pollutants from Petroleum Refineries**

Unit ID No.	SOP Index No.	Specified in 40 CFR §63.640(g) (1)-(6)	Subject to 40 CFR Part 63, Subparts F, G, H, or I	Group 1 Storage Vessel	Group 1 Applicability	Group 2 Applicability	Storage Vessel Description	Reid Vapor Pressure	Estimated TVP
42FB2802	63CC-1	NO	NO	NO		CCPRO			
45FB7403	63CC-1	NO	NO	NO		KB			
47FB321	63CC-1	NO	NO	NO		KBNON			
47FB323	63CC-1	NO	NO	NO		KBNON			
90FB735	63CC-1	NO	NO	NO		KB			
91FB922	63CC-1	NO	NO	YES	KB				
91FB931	63CC-1	NO	NO	YES	KB				
91FB917A	63CC-1	NO	NO	NO		CCPRO			

[Go to the Table of Contents](#)

**Storage Tank/Vessel Attributes
Form OP-UA3
Federal Operating Permit Program
Texas Commission on Environmental Quality**

**Table 10b: Title 40 Code of Federal Regulations Part 63 (40 CFR Part 63)
Subpart CC: National Emission Standards for Hazardous Air Pollutants from Petroleum Refineries**

Unit ID No.	SOP Index No.	Product Stored	Storage Capacity	Maximum TVP	Storage Vessel Description	Reid Vapor Pressure	WW Compliance for Kb	Tank Description	Control Device Type	Control Device ID No.
42FB2802	63CC-1									
45FB7403	63CC-1	VOL	40K+	0.75-11.1	IFR-MT		NO			
47FB321	63CC-1									
47FB323	63CC-1									
90FB735	63CC-1	VOL	40K+	0.75-11.1	IFR-MT		NO			
91FB922	63CC-1	PETROL	40K+	0.75-11.1	IFR-SL		NO			
91FB931	63CC-1	VOL	40K+	0.75-11.1	EFR-MT3		NO			
91FB917A	63CC-1									

[Go to the Table of Contents](#)

**Storage Tank/Vessel Attributes
Form OP-UA3
Federal Operating Permit Program
Texas Commission on Environmental Quality**

**Table 13a: Title 40 Code of Federal Regulations Part 60 (40 CFR Part 60)
Subpart QQQ: Standards of Performance for VOC Emissions from Petroleum Refinery Wastewater Systems**

Unit ID No.	SOP Index No.	Construction/ Modification Date	Alternate Means of Emission Limitation	AMEL ID No.	Alternative Standard	Subject to 40 CFR Part 60, Subpart K, Ka, or Kb
47FB321	60QQQ-1	87+	NO		NO	NO
47FB323	60QQQ-1	87+	NO		NO	NO

[Go to the Table of Contents](#)

**Storage Tank/Vessel Attributes
Form OP-UA3
Federal Operating Permit Program
Texas Commission on Environmental Quality**

**Table 13b: Title 40 Code of Federal Regulations Part 60 (40 CFR Part 60)
Subpart QQQ: Standards of Performance for VOC Emissions from Petroleum Refinery Wastewater Systems**

Unit ID No.	SOP Index No.	Control Device Type	Control Device ID No.	Alternative Monitoring	Regenerate On-site
47FB321	60QQQ-1	NONE		NO	
47FB323	60QQQ-1	NONE		NO	

[Go to the Table of Contents](#)

May 25, 1995

Mr. Lloyd H. Stone
Environmental Supervisor
PHIBRO ENERGY USA, INC.
P.O. Box 5038
Houston, Texas 77262-5038
28324

Re: Standard Exemption Registration No.
Tank 503
Houston, Harris County
Account ID No. HG-0130-C

Dear Mr. Stone:

This is in response to your exemption registration, Form PI-7, concerning the proposed construction of Tank 503 in Houston, Harris County. We understand emissions from this tank (located at least 500 feet from any off-plant receptors) will not exceed 1.06 tons per year of volatile organic compounds.

After evaluation of the information which you have furnished, we have determined that your proposed construction is exempt from permitting procedures under Standard Exemption No. 86 if constructed and operated as described in your registration request. This standard exemption was authorized by the Executive Director pursuant to Texas Natural Resource Conservation Commission (TNRCC) Rule 116.211 of Regulation VI. A copy of the exemption in effect at the time of this registration is enclosed. You must operate in accordance with all requirements of the enclosed standard exemption.

You are reminded that regardless of whether a permit is required, these facilities must be in compliance with all air quality Rules and Regulations of the TNRCC and of the U.S. Environmental Protection Agency (EPA) at all times. In addition, these facilities shall comply with all requirements of EPA Regulations on Standards of Performance for New Stationary Sources promulgated for storage tanks in Title 40 Code of Federal Regulations Part 60, Subparts A and Kb, a copy of which is attached.

Your cooperation in this matter is appreciated. If you have any questions concerning this exemption, please contact Mr. Monico Banda of our Office of Air Quality, New Source Review Program at (512) 239-0288.

Sincerely,

Susan Blevins, P.E.
Manager, Chemical Section
New Source Review Program (MC-162)

Enclosures

cc: Ms. Karen Kilpatrick, Air Program Manager, Houston
Mr. David Fetterman, P.E., Environmental Health Division, Bureau of Air Quality Control,
Department of Health and Human Services, Houston
Mr. Rob Barrett, Director, Harris County Pollution Control Department, Pasadena

August 7, 1998

Mr. Tal Logback
Environmental Manager
Valero Refining Company-Texas
9701 Manchester
Houston, Texas 77012

Re: Houston Refinery
Add Tank 90FB722
Houston, Harris County

Dear Mr. Logback:

This is in response to your letter dated July 17, 1998 concerning the proposed internal floating roof tank and associated piping near Houston, Harris County. After evaluation of the information which you have furnished, we have determined that your project is exempt from the permit procedures under 30 Texas Administrative Code (TAC) Section 106.261 and 106.478 if constructed and operated as described in your letter. We understand that the emission increases are estimated at 0.62 lb/hr and 1.21 tpy of volatile organic compounds.

These exemptions were authorized by the Executive Director of the Texas Natural Resource Conservation Commission (TNRCC) pursuant to 30 Texas Administrative Code Chapter 106. Copies of the exemptions in effect at the time of this determination are enclosed. You must operate in accordance with all requirements of the enclosed exemptions.

You are reminded that regardless of whether a permit is required, these facilities must be in compliance with all rules and regulations of the TNRCC and of the U.S. Environmental Protection Agency at all times.

Mr. Tal Logback
Page 2
August 7, 1998

Re: Houston Refinery
Add Tank 90FB722

If you have any questions concerning this exemption, please call Mr. John Gott at (512) 239-1238 or write him at Texas Natural Resource Conservation Commission, Office of Air Quality, New Source Review Permits Division (MC-162), P.O. Box 13087, Austin, TX 78711-3087.

Sincerely,

Tammy Villarreal
Manager, Chemical Section
New Source Review Permits Division

TV/JG/jb

Enclosures

cc: Ms. Orbie Ratcliff, Air Section Manager, Houston
Mr. Rob Barrett, Director, Harris County Pollution Control
Department, Pasadena
Mr. Manuel Aguirre, P.E., Chief, Bureau of Air Quality
Control, Health and Human
Services Department, Houston

Record No. 60373

Following issues came up during technical review. Please address them along with your comments.

- (1) Unit IDs 45FB7403, 90FB735, 91FB922, 91FB931 (all OP-UA3, Table 10b) – 40 CFR Part 63, Subpart CC – attribute values for “WW Compliance for Kb” are missing. For the completion of the draft, we have used “NO” as response. Please update that form as per the instructions.
- (2) Additional Periodic Monitoring is required for the following Unit IDs/and Group IDs (all OP-UA5):
 - 23BA301(SOP Index No.: R7300-3),
 - 23BA302 (SOP Index No.: R7300-2),
 - 29BA1300 (SOP Index No.: R7300-2),
 - GRP-HEAT1 (SOP Index No.: R7300-2),
 - GRP-HEATER (SOP Index No.: R7300-2NG)

- 30 TAC Chapter 117, Subchapter B - Main Standard: § 117.310(c)(1) – Pollutant CO – for the completion of draft I have put a previously approved option PM-C-002. You may accept or provide a case-by-case PM in OP-MON form which is subject to additional review. If you are providing case-by-case PM, please provide a rationale for it.

(3) There are multiple Unit IDs with different SOP Index Numbers, but there is no change in attribute values or requirements. The differences are typically documented in the “Requirement Driver” Column the Unit Summary Table of the Draft permit. Please specify what differs them or consolidate them into one SOP Index number. They are highlighted in the draft. Here are some of them

- 39FA1006, 39FB1001, 39LO1001, 46AD6202, 46LO6201 - (SOP Index No.s. 60JSP-1B, 60JSP-1C)
- 39RX2001, 46RX6206 (SOP Index No.s, R2SRU-1B, R2SRU-1C)
- 39RX2001, 46LO6201, 46RX6206 (SOP Index No.s, 60JSRU-1B, 60JSRU-1C)

- (4) OP-PBR SUP Table (dated 3/23/2026) – There are some minor errors in Table A
 - PBR Registration 28324 – The correct registration date is 03/06/1995 (not 05/25/1995)
 - PBR Registration Number 73869 and 73363 – 106.262 does not seem to be associated with it. Only 106.261 is associated.
 - PBR Registration Number 104999 – The correct registration date is 08/10/1998 (not 08/07/1998). Also, PBR 106.261 does not seem to be associated with it, only 106.478 is associated.

Please review the second portion of the “SOP Technical Review Fact Sheet” located at http://www.tceq.texas.gov/assets/public/permitting/air/Guidance/Title_V/sop_wdp_factsheet.pdf. This guidance contains important information regarding WDP review and comment procedures.

Note that a Certification by Responsible Official (Form OP-CRO1) for any uncertified application information, including application updates supporting the WDP comments, is required. After final review of the WDP, additional changes supported by application updates may require certification. I will advise you of these changes at a later date. Prior to transmittal of the Public Notice/Announcement Authorization Package, a duly signed OP-CRO1 form may be required

which includes the specific dates or time-period of all submitted application documentation that was not previously certified. I will advise you of this requirement prior to sending the Public Notice/Announcement Authorization.

Application updates may now be submitted through Title V STEERS. Any application updates that are submitted by the RO/DAR through STEERS are certified and do not require the submittal of an original signature OP-CRO1. Application updates that are provided through email or physical mail require certification using an original signature OP-CRO1.

Please notify me when these updates have been submitted.

As required on Form OP-1, question IV.D, please remember the FOP application and all application updates must be submitted to EPA Region 6 at R6AirPermitsTX@epa.gov and to the TCEQ regional office having jurisdiction. This submittal information can be found on our website at [Where to Submit FOP Applications and Permit-Related Documents](#).

Contact me if you have any questions regarding the guidelines, the project schedule, or any other details regarding your application or permit. A quick acknowledgement to this email will be very much appreciated. Thank you for your cooperation.

Sincerely,

Tusar Swami, P.E.

**Texas Commission on Environmental Quality
OA/APD/Operating Permits Section**

12100 Park 35 Circle, Bldg. C, Austin, TX 78753

Mail: MC-163, P. O. Box 13087, Austin, TX 78711-3087

Phone: 512/239-1581 Fax: 512/239-1400

Email: tusar.swami@tceq.texas.gov



How are we doing? Fill out our online customer satisfaction survey at www.tceq.texas.gov/customersurvey

Texas Commission on Environmental Quality

Title V New

Site Information (Regulated Entity)

What is the name of the permit area to be authorized?	VALERO HOUSTON REFINERY
Does the site have a physical address?	Yes
Physical Address	
Number and Street	9701 MANCHESTER ST
City	HOUSTON
State	TX
ZIP	77012
County	HARRIS
Latitude (N) (##.#####)	29.722222
Longitude (W) (-###.#####)	-95.255
Primary SIC Code	
Secondary SIC Code	
Primary NAICS Code	32411
Secondary NAICS Code	
Regulated Entity Site Information	
What is the Regulated Entity's Number (RN)?	RN100219310
What is the name of the Regulated Entity (RE)?	VALERO HOUSTON REFINERY
Does the RE site have a physical address?	Yes
Physical Address	
Number and Street	9701 MANCHESTER ST
City	HOUSTON
State	TX
ZIP	77012
County	HARRIS
Latitude (N) (##.#####)	29.722222
Longitude (W) (-###.#####)	-95.255
Facility NAICS Code	32411
What is the primary business of this entity?	PETROLEUM REFINING

Customer (Applicant) Information

How is this applicant associated with this site?	Owner Operator
What is the applicant's Customer Number (CN)?	CN600127468
Type of Customer	Corporation
Full legal name of the applicant:	
Legal Name	Valero Refining-Texas, L.P.
Texas SOS Filing Number	800023619
Federal Tax ID	741834940
State Franchise Tax ID	17418349407
State Sales Tax ID	
Local Tax ID	
DUNS Number	79391280
Number of Employees	501+
Independently Owned and Operated?	Yes

Responsible Official Contact

Person TCEQ should contact for questions about this application:	
Organization Name	Valero Refining-Texas LP
Prefix	MR
First	Lonnie
Middle	
Last	Brenner
Suffix	
Credentials	
Title	Vice President and General Manager
Enter new address or copy one from list:	
Mailing Address	
Address Type	Domestic
Mailing Address (include Suite or Bldg. here, if applicable)	9701 MANCHESTER ST
Routing (such as Mail Code, Dept., or Attn:)	
City	HOUSTON
State	TX
ZIP	77012
Phone (###-###-####)	7139233300

Extension

Alternate Phone (###-###-####)

Fax (###-###-####)

E-mail

Lon.Brenner@valero.com

Technical Contact

Person TCEQ should contact for questions about this application:

Same as another contact?

Organization Name

Valero Refining-Texas LP

Prefix

MS

First

April

Middle

Last

Twu

Suffix

Credentials

Title

Sr Staff Environmental Engineer

Enter new address or copy one from list:

Mailing Address

Address Type

Domestic

Mailing Address (include Suite or Bldg. here, if applicable)

9701 MANCHESTER ST

Routing (such as Mail Code, Dept., or Attn:)

City

HOUSTON

State

TX

ZIP

77012

Phone (###-###-####)

7139233392

Extension

Alternate Phone (###-###-####)

Fax (###-###-####)

E-mail

april.twu@valero.com

Title V General Information - New

1) Permit Latitude Coordinate:

29 Deg 43 Min 20 Sec

2) Permit Longitude Coordinate:

95 Deg 15 Min 18 Sec

3) Is this submittal a new application or an update to an existing application?	Update
3.1. Is this application update a follow-up to an abbreviated application?	No
3.2. Select the permit/project number for which this update should be applied.	4898-39767
4) Does this application include Acid Rain Program or Cross-State Air Pollution Rule requirements?	No

Title V Attachments New

Attach OP-1 (Site Information Summary)

Attach OP-ACPS (Application Compliance Plan and Schedule)

Attach OP-REQ1 (Application Area-Wide Applicability Determinations and General Information)

Attach OP-REQ2 (Negative Applicable Requirement Determinations)

Attach OP-REQ3 (Applicable Requirements Summary)

Attach OP-PBRSUP (Permits by Rule Supplemental Table)

[File Properties]

File Name

</ePermitsExternal/faces/file?fileId=322370>>OP_PBRSUP_O4898 PBRSUP 2026-0326.pdf

Hash

3532CE32B44A004E3874F9B7D72D9C3D29EDEF3C6F77C91F4EEF17CB972AAFE

MIME-Type

application/pdf

Attach OP-SUM (Individual Unit Summary)

Attach OP-MON (Monitoring Requirements)

[File Properties]

File Name

</ePermitsExternal/faces/file?fileId=322371>>OP-MON forms.pdf

Hash

DC60A020625D5EAFEF673AFE4F88E526D75F12C4A63B5C2D5BE3C739BF7E509C

MIME-Type

application/pdf

Attach OP-UA (Unit Attribute) Forms

[File Properties]

File Name Valero Houston O4898 OP-UA10.xlsx
Hash 241EE9FD92D54A43968176CE902CCCD15DCE2DFA5F2BAC182166471178A1C10E
MIME-Type application/vnd.openxmlformats-officedocument.spreadsheetml.sheet

[File Properties]

File Name Valero Houston O4898 OP-UA12.xlsx
Hash D02BCC34AC857D58DE7C8D1121182717C5E371F8CE1D0C6C0DB12AD4B077F6E6
MIME-Type application/vnd.openxmlformats-officedocument.spreadsheetml.sheet

[File Properties]

File Name Valero Houston O4898 OP-UA13.xlsx
Hash C1108133FBD0F123F8AE47FD17D781479EFC900C067AD4345A25355DB5E93878
MIME-Type application/vnd.openxmlformats-officedocument.spreadsheetml.sheet

[File Properties]

File Name Valero Houston O4898 OP-UA14.xlsx
Hash C16DC0D90801BCAF1FD7230756B56742495D55112BF78B9507AE745C8E2A4B2C
MIME-Type application/vnd.openxmlformats-officedocument.spreadsheetml.sheet

[File Properties]

File Name Valero Houston O4898 OP-UA2.xlsx
Hash D646B15F8B100A5D307A7F5B307A04DD773242ED5AC94020DC53CA406CA4A79D
MIME-Type application/vnd.openxmlformats-officedocument.spreadsheetml.sheet

[File Properties]

File Name Valero Houston O4898 OP-UA3.xlsx
Hash D28A2287A912DB4DE69F78EB2C20EC8693A86AE19B6A2485AA8B31E62F413B37
MIME-Type application/vnd.openxmlformats-officedocument.spreadsheetml.sheet

[File Properties]

File Name Valero Houston O4898 OP-UA4.xlsx
Hash B195AFafa6EDF78F09D24F4559DA1C289AE3F967DD8A561991BE1CC53F2B23F7

MIME-Type application/vnd.openxmlformats-officedocument.spreadsheetml.sheet

[File Properties]

File Name Valero Houston O4898 OP-UA5.xlsx

Hash D07329D27D4A5C645730CFF0814A6EE627B228FCD14374871B296D6D0407B1BF

MIME-Type application/vnd.openxmlformats-officedocument.spreadsheetml.sheet

[File Properties]

File Name Valero Houston O4898 OP-UA6.xlsx

Hash 6BEFEA72581429658B12E0EB6A59BE9F1085F67B0DD708339C1180A40F0CBE6F

MIME-Type application/vnd.openxmlformats-officedocument.spreadsheetml.sheet

[File Properties]

File Name Valero Houston O4898 OP-UA7.xlsx

Hash E4AF6DB93FA3C6C97A586C21FAE1D7AD97B591CA1FB7FD182E51C9229EC7EE8D

MIME-Type application/vnd.openxmlformats-officedocument.spreadsheetml.sheet

Attach OP-CRO2 (Change of Responsible Official Information)

Attach OP-DEL (Delegation of Responsible Official)

Attach any other necessary information needed to complete the permit.

[File Properties]

File Name Valero Houston O4898 OP-UA15.xlsx

Hash 9BF7E533F769E0371720322739A6157CA919F5E08540D33221202B05F1A5BFC6

MIME-Type application/vnd.openxmlformats-officedocument.spreadsheetml.sheet

[File Properties]

File Name Valero Houston O4898 OP-UA16.xlsx

Hash 777012C16057A49426D07595B3BB9AEC4A5A211D1E01AD87DE54A0F143821299

MIME-Type application/vnd.openxmlformats-officedocument.spreadsheetml.sheet

[File Properties]

File Name Valero Houston O4898 OP-UA35.xlsx

Hash D875ACBB44E7F19224AFABA740CBC4F4DB13531C691373BEF5F1C26CF8D50D0A

MIME-Type application/vnd.openxmlformats-officedocument.spreadsheetml.sheet

[File Properties]

File Name Valero Houston O4898 OP-UA49.xlsx

Hash A3FDC45BA11B1578DB56F64A9A60C397278B0AB28747154F74C75D5E4308E969

MIME-Type application/vnd.openxmlformats-officedocument.spreadsheetml.sheet

[File Properties]

File Name Valero Houston O4898 OP-UA50.xlsx

Hash 51A550869A4581F3B06295B66955732A53113D7DB95E77FE196C6A73B0E40D33

MIME-Type application/vnd.openxmlformats-officedocument.spreadsheetml.sheet

An additional space to attach any other necessary information needed to complete the permit.

[File Properties]

File Name MNSRT 2501A PSDTX767M2 2025_1219.pdf

Hash 4FDA120415CFD3FFB64282F28A9A01B900E37C8317C3C102426F0C78FBA6872

MIME-Type application/pdf

[File Properties]

File Name Trinity Cover Letter v2.pdf

Hash 441FBC8D3A9EE6D5C691B53312DFFB6D12469B383FAA3F5D75F363DBC4FEE739

MIME-Type application/pdf

Certification

I certify that I am the Responsible Official for this application and that, based on information and belief formed after reasonable inquiry, the statements and information on this form are true, accurate, and complete.

1. I am Lonnie J Brenner, the owner of the STEERS account ER079053.
2. I have the authority to sign this data on behalf of the applicant named above.
3. I have personally examined the foregoing and am familiar with its content and the content of any attachments, and based upon my personal knowledge and/or inquiry of any individual responsible for information contained herein, that this information is true, accurate, and complete.

4. I further certify that I have not violated any term in my TCEQ STEERS participation agreement and that I have no reason to believe that the confidentiality or use of my password has been compromised at any time.
5. I understand that use of my password constitutes an electronic signature legally equivalent to my written signature.
6. I also understand that the attestations of fact contained herein pertain to the implementation, oversight and enforcement of a state and/or federal environmental program and must be true and complete to the best of my knowledge.
7. I am aware that criminal penalties may be imposed for statements or omissions that I know or have reason to believe are untrue or misleading.
8. I am knowingly and intentionally signing Title V New.
9. My signature indicates that I am in agreement with the information on this form, and authorize its submittal to the TCEQ.

OWNER OPERATOR Signature: Lonnie J Brenner OWNER OPERATOR

Account Number:	ER079053
Signature IP Address:	170.111.3.248
Signature Date:	2026-03-23
Signature Hash:	7D14725CC850FD3F113D56D5689CB33B21993C02A7026F098222E0C842BFB8E1
Form Hash Code at time of Signature:	5CF4FE445E34E4F27468A7E422FD52FDACE41A971C0566F996DE81C2B0E45149

Submission

Reference Number:	The application reference number is 909814
Submitted by:	The application was submitted by ER079053/Lonnie J Brenner
Submitted Timestamp:	The application was submitted on 2026-03-23 at 10:48:07 CDT
Submitted From:	The application was submitted from IP address 170.111.3.248
Confirmation Number:	The confirmation number is 756685
Steers Version:	The STEERS version is 6.94

Additional Information

Application Creator: This account was created by Kelley Oswalt



9737 Great Hills Trail, Suite 340, Austin, TX 78759 / P 713-955-1230 / F (713) 955-1201 / trinityconsultants.com

March 23, 2026

Tusar Swami
Texas Commission on Environmental Quality
Operating Permits Section (OPS), MC 163
12100 Park 35 Circle
Building C, Third Floor
Austin, TX 78753

*RE: Application Update for Initial Title V Permit O4898
Valero Refining – Texas, L.P.
Valero Houston Refinery
CN600127468/RN100219310*

Dear Mr. Swami:

On behalf of Valero Refining – Texas, L.P. (Valero), Trinity Consultants has prepared this application update for the initial Title V Site Operating Permit (SOP) O4898 for the Valero Houston Refinery in Harris County, TX.

An initial application was submitted on February 2, 2026 and assigned Title V permit number O4898. The forms OP-1, OP-ACPS and OP-REQ1 were included in the original submittal. The following additional forms are being submitted as an application update.

- ▶ OP-SUM incorporated with each of the following Unit Attribute forms
- ▶ OP-REQ2 incorporated with each of the following Unit Attribute forms
- ▶ OP-UA2
- ▶ OP-UA3
- ▶ OP-UA4
- ▶ OP-UA5
- ▶ OP-UA6
- ▶ OP-UA7
- ▶ OP-UA10
- ▶ OP-UA12
- ▶ OP-UA13
- ▶ OP-UA14
- ▶ OP-UA15
- ▶ OP-UA16
- ▶ OP-UA35
- ▶ OP-UA49
- ▶ OP-UA50
- ▶ OP-PBRSUP
- ▶ OP-MON
- ▶ Major NSR Summary Table

Valero is also requesting the following changes to the Title V permit O4989 from what is currently represented in Title V permit O1381. These changes are reflected in the above forms.

HEADQUARTERS

12700 Park Central Dr, Ste 2100, Dallas, TX 75251 / P 800.229.6655 / P 972.661.8100 / F 972.385.9203

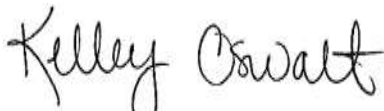
1. Remove 81SKD5602 and 81SKD5603 from OP-UA50. This will remove 60Ja applicable requirements from the permit.
2. Remove 81SKD5602 and 81SKD5603 from GRP-REG1VENT on OP-UA15 and add 30 TAC 111 Visible Emissions Index No. R1111-3 instead.
3. Add 30 TAC 115 Vent Gas Control applicable requirements to 81SKD5602 and 81SKD5603 on OP-UA15.
4. Update unit attributes on OP-UA6 for 60Db to indicate boilers 50BF02, 50BF03, 50BF04 and 81BF01 comply with 60Ja (instead of 60J).
5. Remove 63GGGGG from the following Unit IDs. The 63GGGGG applicable requirements are covered in the site wide terms and conditions of the permit.
 - a. Tank 47FB321
 - b. Tank 47FB323
 - c. Fugitive 5GFUG. This will remove Unit ID 5GFUG from the permit.
 - d. Water Separator 47GF5401
 - e. Closed vent system/control device 5GCVS. This will remove Unit ID 5GCVS from the permit.
 - f. Closed vent system/control device 81SKD5602 and 81SKD5603
 - g. Transfer system 5GTRANSFER. This will remove Unit ID 5GTRANSFER from the permit.
6. Change index number on OP-UA50 under 60Ja from 60Ja-3 to 60Ja-2 for Unit IDs 42BC2001 and 50BF04. This will align all fuel gas combustion sources (other than process heaters) to have the same index number.
7. Add new engine 97GE3000 on OP-UA2.
8. Change permit shield basis on OP-REQ2 for GRP-CWT to read "Chromium compounds are not used in the cooling tower."

In addition, please note that the following Unit Attribute tables have been updated by TCEQ since the last time they were submitted as part of Title V permit O1381. The latest version of these forms is being submitted as part of this update.

- ▶ OP-UA2 Table 5 for 60IIII
- ▶ OP-UA3 Table 3 for 60Kb
- ▶ OP-UA5 Table 6 for 63DDDDD
- ▶ OP-UA6 Table 3 for 60Db
- ▶ OP-UA6 Table 14 for 63DDDDD
- ▶ OP-UA7 Table 6 for 63CC
- ▶ OP-UA12 Table 2 for 30TAC115
- ▶ OP-UA50 Table 2 for 60Ja
- ▶ OP-UA50 Table 3 for 63UUU

If you have any questions or require additional information, please feel free to contact me at 512-639-4191 or Kelley.Oswalt@trinityconsultants.com.

Sincerely,
TRINITY CONSULTANTS



Kelley Oswalt
Senior Consultant

Attachments

Stationary Reciprocating Internal Combustions Engine Attributes
Form OP-UA2
Federal Operating Permit Program
Texas Commission on Environmental Quality

Table of Contents

Table	Regulation	Page	Data Submitted
N/A	N/A	OP-SUM Table 1	Yes
N/A	N/A	OP-SUM Table 2	
N/A	N/A	OP-REQ2	Yes
Table 1a	30 TAC Chapter 117, Subchapter B: Combustion Control at Major Industrial, Commercial, and Institutional Sources in Ozone Nonattainment Areas	Page 1	Yes
Table 1b	30 TAC Chapter 117, Subchapter B: Combustion Control at Major Industrial, Commercial, and Institutional Sources in Ozone Nonattainment Areas	Page 2	Yes
Table 1c	30 TAC Chapter 117, Subchapter B: Combustion Control at Major Industrial, Commercial, and Institutional Sources in Ozone Nonattainment Areas	Page 3	Yes
Table 2a	40 CFR Part 63, Subpart ZZZZ: National Emission Standards for Hazardous Air Pollutants for Stationary Reciprocating Internal Combustion Engines	Page 4	Yes
Table 2b	40 CFR Part 63, Subpart ZZZZ: National Emission Standards for Hazardous Air Pollutants for Stationary Reciprocating Internal Combustion Engines	Page 5	
Table 2c	40 CFR Part 63, Subpart ZZZZ: National Emission Standards for Hazardous Air Pollutants for Stationary Reciprocating Internal Combustion Engines	Page 6	
Table 3	30 TAC Chapter 117, Subchapter E: Multi-Region Combustion Control	Page 7	
Table 4a	40 CFR Part 60, Subpart JJJJ: Standards of Performance for Stationary Spark Ignition Internal Combustion Engines	Page 8	
Table 4b	40 CFR Part 60, Subpart JJJJ: Standards of Performance for Stationary Spark Ignition Internal Combustion Engines	Page 9	
Table 5a	40 CFR Part 60, Subpart IIII: Standards of Performance for Stationary Compression Ignition Internal Combustion Engines	Page 10	Yes
Table 5b	40 CFR Part 60, Subpart IIII: Standards of Performance for Stationary Compression Ignition Internal Combustion Engines	Page 11	Yes
Table 5c	40 CFR Part 60, Subpart IIII: Standards of Performance for Stationary Compression Ignition Internal Combustion Engines	Page 12	Yes

**Stationary Reciprocating Internal Combustions Engine Attributes
Federal Operating Permit Program
Texas Commission on Environmental Quality**

Form OP-SUM - Individual Unit Summary

Table 1

Unit AI	Revision No.	Unit ID No.	Group ID No.	Unit Name/Description	CAM	PCA AI	Preconstruction Authorization (PCA) Category	Authorization/Registration Number	Permit By Rule (PBR) Number	PBR Effective Date
		30GG1822		CFU EMERGENCY GENERATOR			PBR		106.511	09/04/2000
		30PU2991	GRP-ENGEMERG	DIESEL FIRE WATER PUMP ENGINE 1			PBR		106.511	09/04/2000
		30PU2992	GRP-ENGEMERG	DIESEL FIRE WATER PUMP ENGINE 2			PBR		106.511	09/04/2000
		30PU2993	GRP-ENGEMERG	DIESEL FIRE WATER PUMP ENGINE 3			PBR		106.511	09/04/2000
		42GG1730		FCC EMERGENCY ENGINE			PBR		106.511	09/04/2000
		42GG1848	GRP-ENG	CIWA FIREWATER PUMP ENGINE NO. 1			PBR		106.511	09/04/2000
		42GG1849	GRP-ENG	CIWA FIREWATER PUMP ENGINE NO. 2			PBR		106.511	09/04/2000
		47GG1523		PUMP ENGINE AT WWT			PBR		106.511	09/04/2000
		47GG1523		PUMP ENGINE AT WWT			Exemption		5	09/12/1989
		81GEN001		BOILER HOUSE DIESEL EMERGENCY GENERATOR			PBR		106.511	09/04/2000
		90GG2245		SIMS BAYOU FIREWATER PUMP ENGINE			PBR		106.511	09/04/2000
		96GENC20D6		EMERGENCY DIESEL GENERATOR 96GENC20D6			PBR		106.511	09/04/2000
		97GE2999		DIESEL GENERATOR (IS BACKUP)			PBR		106.511	09/04/2000

**Stationary Reciprocating Internal Combustions Engine Attributes
Form OP-UA2
Federal Operating Permit Program
Texas Commission on Environmental Quality**

**Table 1a: Title 30 Texas Administrative Code Chapter 117 (30 TAC Chapter 117)
Subchapter B: Combustion Control at Major Industrial, Commercial, and Institutional Sources in Ozone Nonattainment Areas**

Unit ID No.	SOP/GOP Index No.	Horsepower Rating	RACT Date Placed in Service	Functionally Identical Replacement	Type of Service	Fuel Fired	Engine Type	ESAD Date Placed in Service	Diesel HP Rating
30GG1822	R7300-0				EMERG	DSL			
42GG1730	R7300-0				EMERG	DSL			
47GG1523	R7300-1				ENG	DSL	LEANBURN	-01	300-600
81GEN001	R7300-0				D2001+				
90GG2245	R7300-0				EMERG	DSL			
96GENC20D6	R7300-0				D2001+				
CCRGEN	R7300-1				ENG	DSL	LEANBURN	07+	175-300
97GE2999	R7300-0				D2001+				
GRP-ENG	R7300-0				EMERG	DSL			
GRP-ENGEMERG	R7300-0				D2001+				
97GE3000	R7300-0				D2001+				

[Go to the Table of Contents](#)

**Stationary Reciprocating Internal Combustions Engine Attributes
Form OP-UA2
Federal Operating Permit Program
Texas Commission on Environmental Quality**

**Table 1b: Title 30 Texas Administrative Code Chapter 117 (30 TAC Chapter 117)
Subchapter B: Combustion Control at Major Industrial, Commercial, and Institutional Sources in Ozone Nonattainment Areas**

Unit ID No.	SOP/GOP Index No.	NOx Emission Limitation	23-C Option	30 TAC Chapter 116 Limit	EGF System CAP Unit	NOx Averaging Method	NOx Reduction	NOx Monitoring System
CCRGEN	R7300-1	310D			NO	1HR	NONE	MERT
47GG1523	R7300-1	310D			NO	1HR	NONE	MERT

[Go to the Table of Contents](#)

**Stationary Reciprocating Internal Combustions Engine Attributes
Form OP-UA2
Federal Operating Permit Program
Texas Commission on Environmental Quality**

**Table 1c: Title 30 Texas Administrative Code Chapter 117 (30 TAC Chapter 117)
Subchapter B: Combustion Control at Major Industrial, Commercial, and Institutional Sources in Ozone Nonattainment Areas**

Unit ID No.	SOP/GOP Index No.	Fuel Flow Monitoring	CO Emission Limitation	CO Averaging Method	CO Monitoring System	NH3 Emission Limitation	NH3 Monitoring
CCRGEN	R7300-1	X40A2-C	310CG	1HR	OTHER		
47GG1523	R7300-1	X40A2-C	310CG	1HR	OTHER		

[Go to the Table of Contents](#)

**Stationary Reciprocating Internal Combustions Engine Attributes
Form OP-UA2
Federal Operating Permit Program
Texas Commission on Environmental Quality**

Table 2a: Title 40 Code of Federal Regulations Part 63 (40 CFR Part 63)

Subpart ZZZZ: National Emission Standards for Hazardous Air Pollutants for Stationary Reciprocating Internal Combustion Engines

Unit ID No.	SOP/GOP Index No.	HAP Source	Brake HP	Construction/ Reconstruction Date	Nonindustrial Emergency Engine	Service Type	Stationary RICE Type
30GG1822	63ZZZZ-0	MAJOR	300-500	02-		EMER-A	CI
42GG1730	63ZZZZ-0	MAJOR	300-500	02-		EMER-A	CI
47GG1523	63ZZZZ-0	MAJOR	300-500	02-		EMER-A	CI
81GEN001	63ZZZZ-1	MAJOR	100-	06+		EMER-A	
90GG2245	63ZZZZ-0	MAJOR	300-500	02-		EMER-A	CI
96GENC20D6	63ZZZZ-0	MAJOR	100-	06+		NORMAL	
CCRGEN	63ZZZZ-0	MAJOR	250-300	06+		NORMAL	
97GE2999	63ZZZZ-1	MAJOR	300-500	06+		EMER-A	
GRP-ENG	63ZZZZ-0	MAJOR	250-300	02-		EMER-A	CI
GRP- ENGEMERG	63ZZZZ-0	MAJOR	250-300	06+		EMER-A	
97GE3000	63ZZZZ-1	MAJOR	500+	06+		EMER-A	

[Go to the Table of Contents](#)

**Stationary Reciprocating Internal Combustions Engine Attributes
Form OP-UA2
Federal Operating Permit Program
Texas Commission on Environmental Quality**

**Table 5a: Title 40 Code of Federal Regulations Part 60 (40 CFR Part 60)
Subpart IIII: Standards of Performance for Stationary Compression Ignition Internal Combustion Engines**

Unit ID No.	SOP/GOP Index No.	Applicability Date	Exemptions	Service	Commencing	Manufacture Date
30GG1822	60IIII-0	2005-				
42GG1730	60IIII-0	2005-				
47GG1523	60IIII-0	2005-				
81GEN001	60IIII-1	2005+	NONE	EMERG	CON	0406+
90GG2245	60IIII-0	2005-				
96GENC20D6	60IIII-1	2005+	NONE	EMERG	CON	0406+
CCRGEN	60IIII-1	2005+	NONE	NON	CON	0406+
97GE2999	60IIII-1	2005+	NONE	EMERG	CON	0406+
GRP-ENG	60IIII-1	2005+	NONE	FIRE	CON	0706+
GRP- ENGEMERG	60IIII-1	2005+	NONE	FIRE	CON	0706+
97GE3000	60IIII-1	2005+	NONE	EMERG	CON	0406+

[Go to the Table of Contents](#)

**Stationary Reciprocating Internal Combustions Engine Attributes
Form OP-UA2
Federal Operating Permit Program
Texas Commission on Environmental Quality**

**Table 5b: Title 40 Code of Federal Regulations Part 60 (40 CFR Part 60)
Subpart IIII: Standards of Performance for Stationary Compression Ignition Internal Combustion Engines**

Unit ID No.	SOP/GOP Index No.	Diesel	AES No.	Displacement	Generator Set	Model Year	Install Date
81GEN001	60IIII-1	DIESEL		10-		2007-	
96GENC20D6	60IIII-1	DIESEL		10-		2017+	
CCRGEN	60IIII-1	DIESEL		10-	NO	2011	
97GE2999	60IIII-1	DIESEL		10-		2007-	
GRP-ENG	60IIII-1	DIESEL		10-		2016	
GRP-ENGEMERG	60IIII-1	DIESEL		10-		2008	
97GE3000	60IIII-1	DIESEL		10-		2017+	

[Go to the Table of Contents](#)

**Stationary Reciprocating Internal Combustions Engine Attributes
Form OP-UA2
Federal Operating Permit Program
Texas Commission on Environmental Quality**

**Table 5c: Title 40 Code of Federal Regulations Part 60 (40 CFR Part 60)
Subpart IIII: Standards of Performance for Stationary Compression Ignition Internal Combustion Engines**

Unit ID No.	SOP/GOP Index No.	Kilowatts	Filter	AECD	Standard	Compliance Option	PM Compliance	Options
81GEN001	60IIII-1	8-19		NO	YES	PURCH		
96GENC20D6	60IIII-1	E19-37		NO	YES	MANU YES		
CCRGEN	60IIII-1	N130-368	NO	NO		MANU YES		
97GE2999	60IIII-1	130-2237		NO	YES	PURCH		
GRP-ENG	60IIII-1	F130-368		NO	YES	MANU YES		
GRP-ENGEMERG	60IIII-1	F130-368		NO	YES	PURCH		
97GE3000	60IIII-1	E368-560		NO	NO	MANU YES		

[Go to the Table of Contents](#)

**Storage Tank/Vessel Attributes
Form OP-UA3
Federal Operating Permit Program
Texas Commission on Environmental Quality**

Table of Contents

Table	Regulation	Page	Data Submitted
N/A	N/A	OP-SUM Table 1	Yes
N/A	N/A	OP-REQ2	Yes
Table 1	40 CFR Part 60, Subpart K: Standards of Performance for Storage Vessels for Petroleum Liquids	Page 1	Yes
Table 2	40 CFR Part 60, Subpart Ka: Standards of Performance for Storage Vessels for Petroleum Liquids	Page 2	Yes
Table 3	40 CFR Part 60, Subpart Kb: Standards of Performance for Volatile Organic Liquid Storage Vessels (Including Petroleum Liquid Storage Vessels)	Page 3	Yes
Table 4a	30 TAC Chapter 115, Subchapter B: Storage of Volatile Organic Compounds (VOCs)	Page 4	Yes
Table 4b	30 TAC Chapter 115, Subchapter B: Storage of Volatile Organic Compounds (VOCs)	Page 5	Yes
Table 5	40 CFR Part 63, Subpart R: National Emission Standards for Gasoline Distribution Facilities (Bulk Gasoline Terminals and Pipeline Breakout Stations)	Page 6	
Table 6	40 CFR Part 61, Subpart Y: National Emission Standards for Benzene Emissions from Benzene Storage Vessels	Page 7	
Table 7	40 CFR Part 63, Subpart OO: National Emission Standards for Tanks - Level 1	Page 8	
Table 8a	40 CFR Part 63, Subpart DD: National Emission Standards for Hazardous Air Pollutants from Off-Site Waste and Recovery Operations	Page 9	
Table 8b	40 CFR Part 63, Subpart DD: National Emission Standards for Hazardous Air Pollutants from Off-Site Waste and Recovery Operations	Page 10	
Table 8c	40 CFR Part 63, Subpart DD: National Emission Standards for Hazardous Air Pollutants from Off-Site Waste and Recovery Operations	Page 11	
Table 8d	40 CFR Part 63, Subpart DD: National Emission Standards for Hazardous Air Pollutants from Off-Site Waste and Recovery Operations	Page 12	
Table 9a	40 CFR Part 63, Subpart G: National Emission Standards for Organic Hazardous Air Pollutants from the Synthetic Organic Chemical Manufacturing Industry for Storage Vessels	Page 13	
Table 9b	40 CFR Part 63, Subpart G: National Emission Standards for Organic Hazardous Air Pollutants from the Synthetic Organic Chemical Manufacturing Industry for Storage Vessels	Page 14	

**Storage Tank/Vessel Attributes
Form OP-UA3
Federal Operating Permit Program
Texas Commission on Environmental Quality**

Table of Contents

Table	Regulation	Page	Data Submitted
Table 10a	40 CFR Part 63, Subpart CC: National Emission Standards for Hazardous Air Pollutants from Petroleum Refineries	Page 15	Yes
Table 10b	40 CFR Part 63, Subpart CC: National Emission Standards for Hazardous Air Pollutants from Petroleum Refineries	Page 16	Yes
Table 10c	40 CFR Part 63, Subpart CC: National Emission Standards for Hazardous Air Pollutants from Petroleum Refineries	Page 17	
Table 10d	40 CFR Part 63, Subpart CC: National Emission Standards for Hazardous Air Pollutants from Petroleum Refineries	Page 18	
Table 11a	40 CFR Part 61, Subpart L: National Emission Standards for Benzene Emissions from Coke By-Product Recovery Plants	Page 19	
Table 11b	40 CFR Part 61, Subpart L: National Emission Standards for Benzene Emissions from Coke By-Product Recovery Plants	Page 20	
Table 12a	40 CFR Part 61, Subpart FF: National Emission Standards for Benzene Waste Operations (Tanks)	Page 21	
Table 12b	40 CFR Part 61, Subpart FF: National Emission Standards for Benzene Waste Operations (Tanks)	Page 22	
Table 12c	40 CFR Part 61, Subpart FF: National Emission Standards for Benzene Waste Operations (Tanks)	Page 23	
Table 13a	40 CFR Part 60, Subpart QQQ: Standards of Performance for VOC Emissions from Petroleum Refinery Wastewater Systems	Page 24	Yes
Table 13b	40 CFR Part 60, Subpart QQQ: Standards of Performance for VOC Emissions from Petroleum Refinery Wastewater Systems	Page 25	Yes
Table 14a	40 CFR Part 63, Subpart G: National Emission Standards for Organic Hazardous Air Pollutants from the Synthetic Organic Chemical Manufacturing Industry for Wastewater	Page 26	
Table 14b	40 CFR Part 63, Subpart G: National Emission Standards for Organic Hazardous Air Pollutants from the Synthetic Organic Chemical Manufacturing Industry for Wastewater	Page 27	
Table 14c	40 CFR Part 63, Subpart G: National Emission Standards for Organic Hazardous Air Pollutants from the Synthetic Organic Chemical Manufacturing Industry for Wastewater	Page 28	
Table 14d	40 CFR Part 63, Subpart G: National Emission Standards for Organic Hazardous Air Pollutants from the Synthetic Organic Chemical Manufacturing Industry for Wastewater	Page 29	
Table 14e	40 CFR Part 63, Subpart G: National Emission Standards for Organic Hazardous Air Pollutants from the Synthetic Organic Chemical Manufacturing Industry for Wastewater	Page 30	
Table 15a	40 CFR Part 63, Subpart CC: National Emission Standards for Hazardous Air Pollutants from Petroleum Refineries	Page 31	

**Storage Tank/Vessel Attributes
Form OP-UA3
Federal Operating Permit Program
Texas Commission on Environmental Quality**

Table of Contents

Table	Regulation	Page	Data Submitted
Table 15b	40 CFR Part 63, Subpart CC: National Emission Standards for Hazardous Air Pollutants from Petroleum Refineries	Page 32	
Table 15c	40 CFR Part 63, Subpart CC: National Emission Standards for Hazardous Air Pollutants from Petroleum Refineries	Page 33	
Table 16a	40 CFR Part 63, Subpart HH: National Emission Standards for Hazardous Air Pollutants from Oil and Natural Gas Production Facilities	Page 34	
Table 16b	40 CFR Part 63, Subpart HH: National Emission Standards for Hazardous Air Pollutants from Oil and Natural Gas Production Facilities	Page 35	
Table 17a	40 CFR Part 63, Subpart U: National Emission Standards for Hazardous Air Pollutant Emissions: Group I Polymers and Resins, Storage Vessels	Page 36	
Table 17b	40 CFR Part 63, Subpart U: National Emission Standards for Hazardous Air Pollutant Emissions: Group I Polymers and Resins, Storage Vessels	Page 37	
Table 18a	40 CFR Part 63, Subpart U: National Emission Standards for Hazardous Air Pollutant Emissions: Group I Polymers and Resins, Wastewater	Page 38	
Table 18b	40 CFR Part 63, Subpart U: National Emission Standards for Hazardous Air Pollutant Emissions: Group I Polymers and Resins, Wastewater	Page 39	
Table 18c	40 CFR Part 63, Subpart U: National Emission Standards for Hazardous Air Pollutant Emissions: Group I Polymers and Resins, Wastewater	Page 40	
Table 18d	40 CFR Part 63, Subpart U: National Emission Standards for Hazardous Air Pollutant Emissions: Group I Polymers and Resins, Wastewater	Page 41	
Table 18e	40 CFR Part 63, Subpart U: National Emission Standards for Hazardous Air Pollutant Emissions: Group I Polymers and Resins, Wastewater	Page 42	
Table 19a	40 CFR Part 63, Subpart JJJ: National Emission Standards for Hazardous Air Pollutant Emissions: Group IV Polymers and Resins, Storage Vessels	Page 43	
Table 19b	40 CFR Part 63, Subpart JJJ: National Emission Standards for Hazardous Air Pollutant Emissions: Group IV Polymers and Resins, Storage Vessels	Page 44	
Table 19c	40 CFR Part 63, Subpart JJJ: National Emission Standards for Hazardous Air Pollutant Emissions: Group IV Polymers and Resins, Storage Vessels	Page 45	
Table 20a	40 CFR Part 63, Subpart JJJ: National Emission Standards for Hazardous Air Pollutant Emissions: Group IV Polymers and Resins, Wastewater	Page 46	

**Storage Tank/Vessel Attributes
Form OP-UA3
Federal Operating Permit Program
Texas Commission on Environmental Quality**

Table of Contents

Table	Regulation	Page	Data Submitted
Table 20b	40 CFR Part 63, Subpart JJJ: National Emission Standards for Hazardous Air Pollutant Emissions: Group IV Polymers and Resins, Wastewater	Page 47	
Table 20c	40 CFR Part 63, Subpart JJJ: National Emission Standards for Hazardous Air Pollutant Emissions: Group IV Polymers and Resins, Wastewater	Page 48	
Table 20d	40 CFR Part 63, Subpart JJJ: National Emission Standards for Hazardous Air Pollutant Emissions: Group IV Polymers and Resins, Wastewater	Page 49	
Table 20e	40 CFR Part 63, Subpart JJJ: National Emission Standards for Hazardous Air Pollutant Emissions: Group IV Polymers and Resins, Wastewater	Page 50	
Table 21a	40 CFR Part 63, Subpart FFFF: National Emission Standards for Hazardous Air Pollutants: Miscellaneous Organic Chemical Manufacturing, Storage Vessels	Page 51	
Table 21b	40 CFR Part 63, Subpart FFFF: National Emission Standards for Hazardous Air Pollutants: Miscellaneous Organic Chemical Manufacturing, Storage Vessels	Page 52	
Table 21c	40 CFR Part 63, Subpart FFFF: National Emission Standards for Hazardous Air Pollutants: Miscellaneous Organic Chemical Manufacturing, Storage Vessels	Page 53	
Table 21d	40 CFR Part 63, Subpart FFFF: National Emission Standards for Hazardous Air Pollutants: Miscellaneous Organic Chemical Manufacturing, Storage Vessels	Page 54	
Table 21e	40 CFR Part 63, Subpart FFFF: National Emission Standards for Hazardous Air Pollutants: Miscellaneous Organic Chemical Manufacturing, Storage Vessels	Page 55	
Table 21f	40 CFR Part 63, Subpart FFFF: National Emission Standards for Hazardous Air Pollutants: Miscellaneous Organic Chemical Manufacturing, Storage Vessels	Page 56	
Table 22a	40 CFR Part 63, Subpart FFFF: National Emission Standards for Hazardous Air Pollutants: Miscellaneous Organic Chemical Manufacturing, Wastewater	Page 57	
Table 22b	40 CFR Part 63, Subpart FFFF: National Emission Standards for Hazardous Air Pollutants: Miscellaneous Organic Chemical Manufacturing, Wastewater	Page 58	
Table 22c	40 CFR Part 63, Subpart FFFF: National Emission Standards for Hazardous Air Pollutants: Miscellaneous Organic Chemical Manufacturing, Wastewater	Page 59	

**Storage Tank/Vessel Attributes
Form OP-UA3
Federal Operating Permit Program
Texas Commission on Environmental Quality**

Table of Contents

Table	Regulation	Page	Data Submitted
Table 22d	40 CFR Part 63, Subpart FFFF: National Emission Standards for Hazardous Air Pollutants: Miscellaneous Organic Chemical Manufacturing, Wastewater	Page 60	
Table 22e	40 CFR Part 63, Subpart FFFF: National Emission Standards for Hazardous Air Pollutants: Miscellaneous Organic Chemical Manufacturing, Wastewater	Page 61	
Table 23a	40 CFR Part 63, Subpart CCCCCC: National Emission Standards for Hazardous Air Pollutants for Source Category: Gasoline Dispensing Facilities	Page 62	
Table 23b	40 CFR Part 63, Subpart CCCCCC: National Emission Standards for Hazardous Air Pollutants for Source Category: Gasoline Dispensing Facilities	Page 63	
Table 24a	40 CFR Part 60, Subpart OOOOa: Standards of Performance for Crude Oil and Natural Gas Facilities for which Construction, Modification or Reconstruction Commenced After September 18, 2015	Page 64	
Table 24b	40 CFR Part 60, Subpart OOOOa: Standards of Performance for Crude Oil and Natural Gas Facilities for which Construction, Modification or Reconstruction Commenced After September 18, 2015	Page 65	
Table 25a	40 CFR Part 60, Subpart OOOO: Standards of Performance for Crude Oil and Natural Gas Facilities for which Construction, Modification, or Reconstruction Commenced After August 23, 2011, and on or before September 18, 2015	Page 66	
Table 25b	40 CFR Part 60, Subpart OOOO: Standards of Performance for Crude Oil and Natural Gas Facilities for which Construction, Modification, or Reconstruction Commenced After August 23, 2011, and on or before September 18, 2015	Page 67	
Table 26a	40 CFR Part 63, Subpart GGGGG: National Emission Standards for Hazardous Air Pollutants: Site Remediation	Page 68	
Table 26b	40 CFR Part 63, Subpart GGGGG: National Emission Standards for Hazardous Air Pollutants: Site Remediation	Page 69	
Table 27a	30 TAC Chapter 115, Subchapter B, Division 7: Oil and Natural Gas Service in Ozone Nonattainment Areas	Page 70	
Table 27b	30 TAC Chapter 115, Subchapter B, Division 7: Oil and Natural Gas Service in Ozone Nonattainment Areas	Page 71	
Table 28a	40 CFR Part 63, Subpart BBBB: National Emission Standards for Hazardous Air Pollutants for Source Category: Gasoline Distribution Bulk Terminals, Bulk Plants, and Pipeline Facilities	Page 72	
Table 28b	40 CFR Part 63, Subpart BBBB: National Emission Standards for Hazardous Air Pollutants for Source Category: Gasoline Distribution Bulk Terminals, Bulk Plants, and Pipeline Facilities	Page 73	

**Storage Tank/Vessel Attributes
Form OP-UA3
Federal Operating Permit Program
Texas Commission on Environmental Quality**

Table of Contents

Table	Regulation	Page	Data Submitted
Table 28c	40 CFR Part 63, Subpart BBBBBB: National Emission Standards for Hazardous Air Pollutants for Source Category: Gasoline Distribution Bulk Terminals, Bulk Plants, and Pipeline Facilities	Page 74	
Table 29a	40 CFR Part 63, Subpart EEEE: National Emission Standards for Hazardous Air Pollutants: Organic Liquids Distributions (Non-Gasoline)	Page 75	
Table 29b	40 CFR Part 63, Subpart EEEE: National Emission Standards for Hazardous Air Pollutants: Organic Liquids Distributions (Non-Gasoline)	Page 76	
Table 29c	40 CFR Part 63, Subpart EEEE: National Emission Standards for Hazardous Air Pollutants: Organic Liquids Distributions (Non-Gasoline)	Page 77	

**Storage Tank/Vessel Attributes
Federal Operating Permit Program
Texas Commission on Environmental Quality**

**Form OP-SUM - Individual Unit Summary
Table 1**

Unit AI	Revision No.	Unit ID No.	Group ID No.	Unit Name/Description	CAM	PCA AI	Preconstruction Authorization (PCA) Category	Authorization/Registration Number	Permit By Rule (PBR) Number	PBR Effective Date
		22FB747		STORAGE TANK 22FB747			NSR Permit	2501A		
		22FB747		STORAGE TANK 22FB747			PSD	PSDTX767M2		
		22FB748		STORAGE TANK 22FB748			NSR Permit	88508		
		22FB749		STORAGE TANK 22FB749			NSR Permit	88508		
		23FB4501V	GRP-TK6	DM 9942			PBR		106.472	03/14/1997
		23FB4503V	GRP-TK6	EMBREAK 2W151			PBR		106.472	03/14/1997
		42FB2097V	GRP-TK6	STABILIZER STORAGE			PBR		106.472	03/14/1997
		42FB2499	GRP-TK6	COMPRESSOR INHIBITOR			PBR		106.472	03/14/1997
		42FB2699	GRP-TK6	DEMULSIFIER STORAGE			PBR		106.472	03/14/1997
		39FB1001		SULFUR TANK 39FB1001			PBR		106.472	09/04/2000
		42FA2099V		DEGREASER STORAGE			PBR		106.472	03/14/1997
		42FB2801		STORAGE TANK 42FB2801			PBR		106.472	09/04/2000
		42FB2802		CORROSION INHIBITOR			NSR Permit	2501A		
		42FB2802		CORROSION INHIBITOR			PSD	PSDTX767M2		
		44FA3095	GRP-TK4	DEGREASER STORAGE			PBR		106.472	03/14/1997
		44FA3099	GRP-TK4	DEGREASER STORAGE			PBR		106.472	03/14/1997

**Storage Tank/Vessel Attributes
Federal Operating Permit Program
Texas Commission on Environmental Quality**

**Form OP-SUM - Individual Unit Summary
Table 1**

Unit AI	Revision No.	Unit ID No.	Group ID No.	Unit Name/Description	CAM	PCA AI	Preconstruction Authorization (PCA) Category	Authorization/Registration Number	Permit By Rule (PBR) Number	PBR Effective Date
		44FB3097	GRP-TK4	DEGREASER STORAGE			PBR		106.472	03/14/1997
		44FB3098	GRP-TK4	DEGREASER STORAGE			PBR		106.472	03/14/1997
		45FB7499V	GRP-TK4	CHEMICAL INHIBITION STORAGE			PBR		106.472	03/14/1997
		45TANK1	GRP-TK4	DEGREASER STORAGE			PBR		106.472	03/14/1997
		46FA6299V	GRP-TK4	DEGREASER STORAGE			PBR		106.472	03/14/1997
		47FA5412	GRP-TK4	DIESEL STORAGE TANK			PBR		106.472	03/14/1997
		47FA5493	GRP-TK4	DIESEL STORAGE TANK			PBR		106.472	03/14/1997
		47FA5494	GRP-TK4	DEGREASER STORAGE			PBR		106.472	03/14/1997
		91FA9001	GRP-TK4	CONTRACTOR REFUELING - DIESEL			PBR		106.412	03/14/1997
		91FA9002	GRP-TK4	CONTRACTOR REFUELING - DIESEL			PBR		106.412	03/14/1997
		91FA9003	GRP-TK4	CONTRACTOR REFUELING - DIESEL			PBR		106.412	03/14/1997
		44FB3001		TEMPERED WATER TANK			NSR Permit	2501A		
		44FB3001		TEMPERED WATER TANK			PSD	PSDTX767M2		
		45FB6001		FRESH MEA TANK			NSR Permit	2501A		
		45FB6001		FRESH MEA TANK			PSD	PSDTX767M2		
		45FB6002		ORGANIC TANK			NSR Permit	2501A		

**Storage Tank/Vessel Attributes
Federal Operating Permit Program
Texas Commission on Environmental Quality**

**Form OP-SUM - Individual Unit Summary
Table 1**

Unit AI	Revision No.	Unit ID No.	Group ID No.	Unit Name/Description	CAM	PCA AI	Preconstruction Authorization (PCA) Category	Authorization/Registration Number	Permit By Rule (PBR) Number	PBR Effective Date
		45FB6002		ORGANIC TANK			PSD	PSDTX767M2		
		45FB7401		SOUR WATER STORAGE			NSR Permit	2501A		
		45FB7401		SOUR WATER STORAGE			PSD	PSDTX767M2		
		45FB7402		SOUR WATER STORAGE			NSR Permit	2501A		
		45FB7402		SOUR WATER STORAGE			PSD	PSDTX767M2		
		45FB7403		SOUR WATER TANK			NSR Permit	2501A		
		45FB7403		SOUR WATER TANK			PSD	PSDTX767M2		
		46FB6301		SOLVENT STORAGE TANK			NSR Permit	2501A		
		46FB6301		SOLVENT STORAGE TANK			PSD	PSDTX767M2		
		47FA2		DAF FLOAT TANK			PBR	95584	106.261	11/01/2003
		47FB321		STORAGE TANK 47FB321			PBR		106.478	09/04/2000
		47FB323		STORAGE TANK 47FB323			PBR		106.478	09/04/2000
		47FB503		TANK 47FB503			Exemption	28324	86	04/05/1995
		47FB504		TANK 47FB504			Standard Permit	154326		
		47FB504		TANK 47FB504			Exemption	28324	86	04/05/1995
		47FB504		TANK 47FB504			Exemption	33383	86	06/07/1996
		47FB504		TANK 47FB504			Exemption	33383	106	06/07/1996
		47FB504		TANK 47FB504			Exemption	33383	118	06/07/1996
		47FB509		TANK 47FB509			Exemption	36392	102	01/08/1980
		50FA6		STORAGE TANK 50FA6			PBR		106.472	09/04/2000
		90FB722	GRP-TK1	TANK 90FB722			PBR	104999	106.478	03/14/1997

**Storage Tank/Vessel Attributes
Federal Operating Permit Program
Texas Commission on Environmental Quality**

Form OP-REQ2 - Negative Applicable/Superseded Requirement Determinations

Unit AI	Revision No.	Unit ID No.	Potentially Applicable Regulatory Name	Negative Applicability/Superseded Requirement Citation	Negative Applicability/Superseded Requirement Reason
		22FB747	30 TAC Chapter 115, Storage of VOCs	§115.112(e)(1)	Tank stores other than crude oil, condensate, or VOC.
		22FB747	40 CFR Part 60, Subpart Kb	§60.110b(a)	Stored product other than volatile organic liquid or petroleum liquid
		22FB747	40 CFR Part 63, Subpart CC	§63.640(a)(2)	Tank does not store one or more of the hazardous air pollutants listed in table 1 of this subpart.
		22FB748	40 CFR Part 60, Subpart Kb	§60.110b(b)	Vessel stores a VOL with a maximum true vapor pressure less than 0.5 psia.
		22FB749	40 CFR Part 60, Subpart Kb	§60.110b(a)	Tank does not store VOL.
		39FB1001	30 TAC Chapter 115, Storage of VOCs	§115.112(e)(1)	Tank does not store VOC.
		39FB1001	40 CFR Part 60, Subpart Kb	§60.110b(a)	Tank does not store VOL.
		42FA2099V	40 CFR Part 60, Subpart Kb	§60.110b(a)	capacity < 10,600 gallons
		42FA2099V	40 CFR Part 63, Subpart CC	§63.640(c)(2), §63.641	Does not meet the definition of a storage vessel since the capacity is less than 40 cubic meters.
		42FB2801	30 TAC Chapter 115, Storage of VOCs	§115.112(e)(1)	Tank does not store volatile organic compounds as defined in 30 TAC §101.1(116).
		42FB2801	40 CFR Part 60, Subpart Kb	§60.110b(a)	Tank does not store VOL.
		42FB2801	40 CFR Part 63, Subpart CC	§63.640(a)(2)	Tank does not emit hazardous air pollutants.
		42FB2802	40 CFR Part 60, Subpart K	§60.110(a)	capacity < 40,000 gallons
		44FB3001	30 TAC Chapter 115, Storage of VOCs	§115.112(e)(1)	Tank does not store VOC.
		44FB3001	40 CFR Part 60, Subpart Kb	§60.110b(a)	Tank does not store VOL.
		45FB6001	40 CFR Part 60, Subpart Kb	§60.110b(a)	Tank capacity is less than 75 cubic meters (19,813 gallons).
		45FB6002	40 CFR Part 60, Subpart Kb	§60.110b(a)	Tank capacity is less than 75 cubic meters (19,813 gallons).
		45FB7401	40 CFR Part 60, Subpart QQQ	§60.692-3(d)	Tank is subject to 60.112 of NSPS K.
		45FB7401	40 CFR Part 63, Subpart CC	§63.647(a), §63.641	Group 2 wastewater streams are not required to comply with the requirements of 61.340 through 61.355 from the definition of Group 2 wastewater stream in 63.641.

**Storage Tank/Vessel Attributes
Federal Operating Permit Program
Texas Commission on Environmental Quality**

Form OP-REQ2 - Negative Applicable/Superseded Requirement Determinations

Unit AI	Revision No.	Unit ID No.	Potentially Applicable Regulatory Name	Negative Applicability/Superseded Requirement Citation	Negative Applicability/Superseded Requirement Reason
		45FB7402	40 CFR Part 60, Subpart QQQ	§60.692-3(d)	Tank is subject to 60.112b of NSPS Kb.
		45FB7402	40 CFR Part 63, Subpart CC	§63.647(a), §63.641	Group 2 wastewater streams are not required to comply with the requirements of 61.340 through 61.355 from the definition of Group 2 wastewater stream in 63.641.
		46FB6301	40 CFR Part 60, Subpart Kb	§60.110b(a)	Tank capacity is less than 75 cubic meters (19,813 gallons).
		47FA2	40 CFR Part 60, Subpart Kb	§60.110b(b)	Vessel stores a VOL with a maximum true vapor pressure less than 0.5 psia.
		47FA2	40 CFR Part 63, Subpart CC	§63.647(a), §63.641	Group 2 wastewater streams are not required to comply with the requirements of 61.340 through 61.355 from the definition of Group 2 wastewater stream in 63.641.
		47FB321	40 CFR Part 60, Subpart Ka	§60.110a(a)	capacity < 40,000 gallons
		47FB503	40 CFR Part 60, Subpart QQQ	§60.692-3(d)	Storage vessels subject to any requirements under NSPS subpart K series are exempt from the requirements under NSPS subpart QQQ.
		47FB503	40 CFR Part 63, Subpart CC	§63.647(a), §63.641	Group 2 wastewater streams are not required to comply with the requirements of 61.340 through 61.355 from the definition of Group 2 wastewater stream in 63.641.
		47FB504	40 CFR Part 60, Subpart QQQ	§60.692-3(d)	Storage vessels subject to any requirements under NSPS subpart K series are exempt from the requirements under NSPS subpart QQQ.
		47FB504	40 CFR Part 63, Subpart CC	§63.647(a), §63.641	Group 2 wastewater streams are not required to comply with the requirements of 61.340 through 61.355 from the definition of Group 2 wastewater stream in 63.641.
		47FB509	40 CFR Part 60, Subpart Ka	§60.110a(a)	Does not store petroleum liquids. Stores wastewater.
		47FB509	40 CFR Part 60, Subpart QQQ	§60.690(a)(1)	There has been no construction, modification, or reconstruction after May 4, 1987.
		47FB509	40 CFR Part 63, Subpart CC	§63.647(a), §63.641	Group 2 wastewater streams are not required to comply with the requirements of 61.340 through 61.355 from the definition of Group 2 wastewater stream in 63.641.

**Storage Tank/Vessel Attributes
Federal Operating Permit Program
Texas Commission on Environmental Quality**

Form OP-REQ2 - Negative Applicable/Superseded Requirement Determinations

Unit AI	Revision No.	Unit ID No.	Potentially Applicable Regulatory Name	Negative Applicability/Superseded Requirement Citation	Negative Applicability/Superseded Requirement Reason
		50FA6	30 TAC Chapter 115, Storage of VOCs	§115.112(e)(1)	Tank does not store VOC.
		50FA6	40 CFR Part 60, Subpart Kb	§60.110b(a)	Tank does not store volatile organic liquids (VOL).
		50FA6	40 CFR Part 63, Subpart CC	§63.640(a)(2)	Tank does not store HAPs.
		90FB735	40 CFR Part 60, Subpart QQQ	§60.692-3(d)	Storage vessels subject to any requirements under NSPS subpart K series are exempt from the requirements under NSPS subpart QQQ.
		91FB922	40 CFR Part 60, Subpart QQQ	§60.692-3(d)	Storage vessels subject to any requirements under NSPS subpart K series are exempt from the requirements under NSPS subpart QQQ.
		92FA4001	40 CFR Part 60, Subpart Kb	§60.110b(a)	capacity < 10,600 gallons
		92FA4001	40 CFR Part 63, Subpart CC	§63.647(a), §63.641	Group 2 wastewater streams are not required to comply with the requirements of 61.340 through 61.355 from the definition of Group 2 wastewater stream in 63.641.
		92FA4002	40 CFR Part 60, Subpart Kb	§60.110b(a)	capacity < 10,600 gallons
		92FA4002	40 CFR Part 63, Subpart CC	§63.640(c)(2), §63.641	Does not meet the definition of a storage vessel since the capacity is less than 40 cubic meters.
		96FB500	30 TAC Chapter 115, Storage of VOCs	§115.111(a)(3)	Located in BPA, DFW, El Paso, or HGA and in a motor vehicle fuel dispensing service and has a nominal capacity < 25,000 gallons.
		96FB500	40 CFR Part 60, Subpart Kb	§60.110b(a)	capacity < 10,600 gallons
		96FB500	40 CFR Part 63, Subpart CC	§63.640(c)(2), §63.641	Does not meet the definition of a storage vessel since the capacity is less than 40 cubic meters.
		GRP-TK1	40 CFR Part 60, Subpart QQQ	§60.692-3(d)	Storage vessels subject to any requirements under NSPS subpart K series are exempt from the requirements under NSPS subpart QQQ.
		GRP-TK1	40 CFR Part 63, Subpart CC	§63.647(a), §63.641	Group 2 wastewater streams are not required to comply with the requirements of 61.340 through 61.355 from the definition of Group 2 wastewater stream in 63.641.

**Storage Tank/Vessel Attributes
Federal Operating Permit Program
Texas Commission on Environmental Quality**

Form OP-REQ2 - Negative Applicable/Superseded Requirement Determinations

Unit AI	Revision No.	Unit ID No.	Potentially Applicable Regulatory Name	Negative Applicability/Superseded Requirement Citation	Negative Applicability/Superseded Requirement Reason
		GRP-TK4	30 TAC Chapter 115, Storage of VOCs	§115.111(a)(8)	Tank less than 1,000 gallons
		GRP-TK4	40 CFR Part 60, Subpart Kb	§60.110b(a)	capacity < 10,600 gallons
		GRP-TK4	40 CFR Part 63, Subpart CC	§63.640(c)(2), §63.641	Does not meet the definition of a storage vessel since the capacity is less than 40 cubic meters.
		GRP-TK6	40 CFR Part 60, Subpart Kb	§60.110b(a)	capacity < 10,600 gallons
		GRP-TK6	40 CFR Part 63, Subpart CC	§63.640(c)(2), §63.641	Does not meet the definition of a storage vessel since the capacity is less than 40 cubic meters.

**Storage Tank/Vessel Attributes
Form OP-UA3
Federal Operating Permit Program
Texas Commission on Environmental Quality**

**Table 1: Title 40 Code of Federal Regulations Part 60 (40 CFR Part 60)
Subpart K: Standards of Performance for Storage Vessels for Petroleum Liquids**

Unit ID No.	SOP/GOP Index No.	Construction/Modification Date	Storage Capacity	Product Stored	True Vapor Pressure	Storage Vessel Description	Reid Vapor Pressure	Maximum TVP	Estimated TVP	Control Device ID No.
42FB2802	60K-1	73-74	40K-							
45FB7401	60K-3	74-78	65K+	PTLQ-1	1.5-11.1	VRS-EQ	NCE			46CB6301

[Go to the Table of Contents](#)

**Storage Tank/Vessel Attributes
Form OP-UA3
Federal Operating Permit Program
Texas Commission on Environmental Quality**

**Table 2: Title 40 Code of Federal Regulations Part 60 (40 CFR Part 60)
Subpart Ka: Standards of Performance for Storage Vessels for Petroleum Liquids**

Unit ID No.	SOP/GOP Index No.	Product Stored	Storage Capacity	True Vapor Pressure	Storage Vessel Description	AMEL ID No.	Reid Vapor Pressure	Maximum TVP	Estimated TVP	Control Device ID No.
47FB321	60Ka-1	PTLQ-2	40K-							
47FB509	60Ka-1	OTHER2								

[Go to the Table of Contents](#)

**Storage Tank/Vessel Attributes
Form OP-UA3
Federal Operating Permit Program
Texas Commission on Environmental Quality**

**Table 3: Title 40 Code of Federal Regulations Part 60 (40 CFR Part 60)
Subpart Kb: Standards of Performance for Volatile Organic Liquid Storage Vessels (Including Petroleum Liquid Storage Vessels)**

Unit ID No.	SOP/GOP Index No.	Product Stored	Storage Capacity	WW Tank Control	Maximum TVP	Storage Vessel Description	AMEL ID No.	Guidepole	Reid Vapor Pressure	Control Device ID No.
22FB747	60Kb-0	OTHER3								
22FB748	60Kb-2	VOL	40K+	NONE	0.5-					
22FB749	60Kb-2	VOL	40K+	NONE	0.5-					
39FB1001	60Kb-0	OTHER3								
42FA2099V	R5112-0	VOL	10K-							
42FB2801	60Kb-0	OTHER3								
44FB3001	60Kb-0	OTHER3								
45FB6001	60Kb-1	VOL	10K-							
45FB6002	60Kb-1	VOL	10K-							
45FB7402	60Kb-3	VOL	40K+	NONE	0.75-11.1	CVS-CD				
45FB7403	60Kb-3	VOL	40K+	NONE	0.75-11.1	IFR-MT				
46FB6301	60Kb-1	VOL	10K-20K							
47FA2	60Kb-1	VOL	40K+	NONE	0.5-					
47FB321	60Kb-9	VOL	20K-40K	NONE	2.2-4.0	NONE3				
47FB323	60Kb-9	VOL	20K-40K	NONE	2.2-4.0	NONE3				
47FB503	60Kb-1	VOL	40K+	NONE	0.75-11.1	EFR-MT3				
47FB504	60Kb-1	VOL	40K+	NONE	0.75-11.1	EFR-MT3				
90FB735	60Kb-1	VOL	40K+	NONE	0.75-11.1	IFR-MT				
91FB922	60Kb-1	VOL	40K+	NONE	0.75-11.1	IFR-SL				
91FB931	60Kb-1	VOL	40K+	NONE	0.75-11.1	EFR-MT3				
91FB917A	60Kb-1	VOL	40K+	NONE	0.5-					
92FA4001	60Kb-0	VOL	10K-							
92FA4002	60Kb-1	VOL	10K-							
96FB500	60Kb-0	VOL	10K-							
GRP-TK1	60Kb-1	VOL	40K+	NONE	0.75-11.1	IFR-MT				
GRP-TK4	60Kb-0	VOL	10K-							
GRP-TK6	60Kb-0	VOL	10K-							

[Go to the Table of Contents](#)

**Storage Tank/Vessel Attributes
Form OP-UA3
Federal Operating Permit Program
Texas Commission on Environmental Quality**

**Table 4a: Title 30 Texas Administrative Code Chapter 115 (30 TAC Chapter 115)
Subchapter B: Storage of Volatile Organic Compounds (VOCs)**

Unit ID No.	SOP/GOP Index No.	Alternate Control Requirement	ACR ID No.	Product Stored	Storage Capacity	Throughput	Potential to Emit	Uncontrolled Emissions
22FB747	R5112-0	NO		OTHER1				
22FB748	R5112-2	NO		VOC1	A40K+			
22FB749	R5112-2	NO		VOC1	A40K+			
39FB1001	R5112-0	NO		OTHER1				
42FA2099V	R5112-0	NO		VOC1	A1K-			
42FB2801	R5112-0	NO		OTHER1				
42FB2802	R5117-1	NO		VOC1	A25K-40K			
44FB3001	R5112-0	NO		OTHER1				
45FB6001	R5112-1	NO		VOC1	A1K-25K			
45FB6002	R5112-1	NO		VOC1	A1K-25K			
45FB7401	R5112-3	NO		VOC1	A40K+			
45FB7402	R5112-3	NO		VOC1	A40K+			
45FB7403	R5112-3	NO		VOC1	A40K+			
46FB6301	R5112-1	NO		VOC1	A1K-25K			
47FA2	R5117-1	NO		VOC1	A40K+			
47FB321	R5112-8	NO		VOC1	A1K-25K			
47FB323	R5112-8	NO		VOC1	A1K-25K			
47FB503	R5112-2	NO		VOC1	A40K+			
47FB504	R5112-2	NO		VOC1	A40K+			
47FB509	R5112-2	NO		VOC1	A40K+			
90FB735	R5112-2	NO		VOC1	A40K+			
91FB917A	R5112-1	NO		VOC1	A40K+			
91FB922	R5112-2	NO		VOC1	A40K+			
91FB931	R5112-2	NO		VOC1	A40K+			
92FA4001	R5112-1	NO		VOC1	A1K-25K			
92FA4002	R5112-1	NO		VOC1	A1K-25K			
96FB500	R5112-0	NO		GASMV	A25K-			
GRP-TK1	R5112-2	NO		VOC1	A40K+			
GRP-TK4	R5112-0	NO		VOC1	A1K-			
GRP-TK6	R5112-1	NO		VOC1	A1K-25K			

**Storage Tank/Vessel Attributes
Form OP-UA3
Federal Operating Permit Program
Texas Commission on Environmental Quality**

**Table 4a: Title 30 Texas Administrative Code Chapter 115 (30 TAC Chapter 115)
Subchapter B: Storage of Volatile Organic Compounds (VOCs)**

Unit ID No.	SOP/GOP Index No.	Alternate Control Requirement	ACR ID No.	Product Stored	Storage Capacity	Throughput	Potential to Emit	Uncontrolled Emissions

[Go to the Table of Contents](#)

**Storage Tank/Vessel Attributes
Form OP-UA3
Federal Operating Permit Program
Texas Commission on Environmental Quality**

**Table 4b: Title 30 Texas Administrative Code Chapter 115 (30 TAC Chapter 115)
Subchapter B: Storage of Volatile Organic Compounds (VOCs)**

Unit ID No.	SOP/GOP Index No.	Construction Date	Tank Description	True Vapor Pressure	Primary Seal	Secondary Seal	Control Device Type	Control Device ID No.
22FB748	R5112-2		NONE1	1-				
22FB749	R5112-2		NONE1	1-				
42FB2802	R5117-1		NONE1	1-1.5				
45FB6001	R5112-1		NONE1	1-				
45FB6002	R5112-1		NONE1	1-				
45FB7401	R5112-3		SPVRS1	1.5+A			DIRINC	46CB6301
45FB7402	R5112-3		SPVRS1	1.5+A			DIRINC	46CB6301
45FB7403	R5112-3		IFR1	1.5+A				
46FB6301	R5112-1		NONE1	1-				
47FA2	R5117-1		NONE1	1-				
47FB321	R5112-8		SFP1	1.5+A				
47FB323	R5112-8		SFP1	1.5+A				
47FB503	R5112-2		WDEFR1	1.5+A	MSHOE	NCE		
47FB504	R5112-2		WDEFR1	1.5+A	MSHOE	NCE		
47FB509	R5112-2		WDEFR1	1.5+A	MSHOE	NCE		
90FB735	R5112-2		IFR1	1.5+A				
91FB917A	R5112-1		NONE1	1-				
91FB922	R5112-2		IFR1	1.5+A				
91FB931	R5112-2		WDEFR1	1.5+A	MSHOE	NCE		
92FA4001	R5112-1		NONE1	1-1.5				
92FA4002	R5112-1		SFP1	1.5+A				
GRP-TK1	R5112-2		IFR1	1.5+A				
GRP-TK6	R5112-1		NONE1	1-1.5				

[Go to the Table of Contents](#)

**Storage Tank/Vessel Attributes
Form OP-UA3
Federal Operating Permit Program
Texas Commission on Environmental Quality**

**Table 10a: Title 40 Code of Federal Regulations Part 63 (40 CFR Part 63)
Subpart CC: National Emission Standards for Hazardous Air Pollutants from Petroleum Refineries**

Unit ID No.	SOP Index No.	Specified in 40 CFR §63.640(g) (1)-(6)	Subject to 40 CFR Part 63, Subparts F, G, H, or I	Group 1 Storage Vessel	Group 1 Applicability	Group 2 Applicability	Storage Vessel Description	Reid Vapor Pressure	Estimated TVP
42FB2802	63CC-1	NO	NO	NO		CCPRO			
45FB7403	63CC-1	NO	NO	NO		KB			
47FB321	63CC-1	NO	NO	NO		KBNON			
47FB323	63CC-1	NO	NO	NO		KBNON			
90FB735	63CC-1	NO	NO	NO		KB			
91FB922	63CC-1	NO	NO	YES	KB				
91FB931	63CC-1	NO	NO	YES	KB				
91FB917A	63CC-1	NO	NO	NO		CCPRO			

[Go to the Table of Contents](#)

**Storage Tank/Vessel Attributes
Form OP-UA3
Federal Operating Permit Program
Texas Commission on Environmental Quality**

**Table 10b: Title 40 Code of Federal Regulations Part 63 (40 CFR Part 63)
Subpart CC: National Emission Standards for Hazardous Air Pollutants from Petroleum Refineries**

Unit ID No.	SOP Index No.	Product Stored	Storage Capacity	Maximum TVP	Storage Vessel Description	Reid Vapor Pressure	WW Compliance for Kb	Tank Description	Control Device Type	Control Device ID No.
42FB2802	63CC-1									
45FB7403	63CC-1	VOL	40K+	0.75-11.1	IFR-MT					
47FB321	63CC-1									
47FB323	63CC-1									
90FB735	63CC-1	VOL	40K+	0.75-11.1	IFR-MT					
91FB922	63CC-1	PETROL	40K+	0.75-11.1	IFR-SL					
91FB931	63CC-1	VOL	40K+	0.75-11.1	EFR-MT3					
91FB917A	63CC-1									

[Go to the Table of Contents](#)

**Storage Tank/Vessel Attributes
Form OP-UA3
Federal Operating Permit Program
Texas Commission on Environmental Quality**

**Table 13a: Title 40 Code of Federal Regulations Part 60 (40 CFR Part 60)
Subpart QQQ: Standards of Performance for VOC Emissions from Petroleum Refinery Wastewater Systems**

Unit ID No.	SOP Index No.	Construction/ Modification Date	Alternate Means of Emission Limitation	AMEL ID No.	Alternative Standard	Subject to 40 CFR Part 60, Subpart K, Ka, or Kb
47FB321	60QQQ-1	87+	NO		NO	NO
47FB323	60QQQ-1	87+	NO		NO	NO

[Go to the Table of Contents](#)

**Storage Tank/Vessel Attributes
Form OP-UA3
Federal Operating Permit Program
Texas Commission on Environmental Quality**

**Table 13b: Title 40 Code of Federal Regulations Part 60 (40 CFR Part 60)
Subpart QQQ: Standards of Performance for VOC Emissions from Petroleum Refinery Wastewater Systems**

Unit ID No.	SOP Index No.	Control Device Type	Control Device ID No.	Alternative Monitoring	Regenerate On-site
47FB321	60QQQ-1	NONE		NO	
47FB323	60QQQ-1	NONE		NO	

[Go to the Table of Contents](#)

**Loading/Unloading Operations Attributes
Form OP-UA4
Federal Operating Permit Program
Texas Commission on Environmental Quality**

Table of Contents

Table	Regulation	Page	Data Submitted
N/A	N/A	OP-SUM Table 1	Yes
N/A	N/A	OP-REQ2	Yes
Table 1a	30 TAC Chapter 115, Subchapter C: Loading and Unloading of Volatile Organic Compounds	Page 1	Yes
Table 1b	30 TAC Chapter 115, Subchapter C: Loading and Unloading of Volatile Organic Compounds	Page 2	Yes
Table 2	40 CFR Part 60, Subpart XX: Standards of Performance for Bulk Gasoline Terminals	Page 3	
Table 3	40 CFR Part 63, Subpart R: National Emission Standards for Gasoline Distribution Facilities	Page 4	
Table 4a	40 CFR Part 63, Subpart Y: National Emission Standards for Marine Vessel Loading Operations	Page 5	Yes
Table 4b	40 CFR Part 63, Subpart Y: National Emission Standards for Marine Vessel Loading Operations	Page 6	
Table 5	40 CFR Part 61, Subpart BB: National Emission Standards for Benzene Emissions from Benzene Transfer Operations	Page 7	
Table 6	40 CFR Part 63, Subpart CC: National Emission Standards for Hazardous Air Pollutants from Petroleum Refineries	Page 8	Yes
Table 7a	40 CFR Part 63, Subpart G: National Emission Standards for Organic Hazardous Air Pollutants from the Synthetic Organic Chemical Manufacturing Industry for Transfer Operations	Page 9	
Table 7b	40 CFR Part 63, Subpart G: National Emission Standards for Organic Hazardous Air Pollutants from the Synthetic Organic Chemical Manufacturing Industry for Transfer Operations	Page 10	
Table 7c	40 CFR Part 63, Subpart G: National Emission Standards for Organic Hazardous Air Pollutants from the Synthetic Organic Chemical Manufacturing Industry for Transfer Operations	Page 11	
Table 7d	40 CFR Part 63, Subpart G: National Emission Standards for Organic Hazardous Air Pollutants from the Synthetic Organic Chemical Manufacturing Industry for Transfer Operations	Page 12	
Table 7e	40 CFR Part 63, Subpart G: National Emission Standards for Organic Hazardous Air Pollutants from the Synthetic Organic Chemical Manufacturing Industry for Transfer Operations	Page 13	
Table 7f	40 CFR Part 63, Subpart G: National Emission Standards for Organic Hazardous Air Pollutants from the Synthetic Organic Chemical Manufacturing Industry for Transfer Operations	Page 14	

**Loading/Unloading Operations Attributes
Form OP-UA4
Federal Operating Permit Program
Texas Commission on Environmental Quality**

Table of Contents

Table	Regulation	Page	Data Submitted
Table 8	40 CFR Part 63, Subpart CCCCCC: National Emission Standards for Hazardous Air Pollutants for Source Category: Gasoline Dispensing Facilities	Page 15	
Table 9a	40 CFR Part 63, Subpart FFFF: National Emission Standards for Hazardous Air Pollutants: Miscellaneous Organic Chemical Manufacturing	Page 16	
Table 9b	40 CFR Part 63, Subpart FFFF: National Emission Standards for Hazardous Air Pollutants: Miscellaneous Organic Chemical Manufacturing	Page 17	
Table 9c	40 CFR Part 63, Subpart FFFF: National Emission Standards for Hazardous Air Pollutants: Miscellaneous Organic Chemical Manufacturing	Page 18	
Table 10a	40 CFR Part 63, Subpart BBBBBB: National Emission Standards for Hazardous Air Pollutants for Source Category: Gasoline Distribution Bulk Terminals, Bulk Plants, and Pipeline Facilities	Page 19	
Table 10b	40 CFR Part 63, Subpart BBBBBB: National Emission Standards for Hazardous Air Pollutants for Source Category: Gasoline Distribution Bulk Terminals, Bulk Plants, and Pipeline Facilities	Page 20	
Table 11a	40 CFR Part 63, Subpart EEEE: National Emission Standards for Hazardous Air Pollutants: Organic Liquid Distribution (Non-Gasoline)	Page 21	
Table 11b	41 CFR Part 63, Subpart EEEE: National Emission Standards for Hazardous Air Pollutants: Organic Liquid Distribution (Non-Gasoline)	Page 22	

**Loading/Unloading Operations Attributes
Form OP-UA4
Federal Operating Permit Program
Texas Commission on Environmental Quality**

**Table 1a: Title 30 Texas Administrative Code Chapter 115 (30 TAC Chapter 115)
Subchapter C: Loading and Unloading of Volatile Organic Compounds**

Unit ID No.	SOP/GOP Index No.	Chapter 115 Facility Type	Alternate Control Requirement (ACR)	ACR ID No.	Product Transferred	Transfer Type	True Vapor Pressure	Daily Through-put	Control Options
30LOAD	R5217-0	MOTOR							
9058LOAD	R5217-1	OTHER	NONE		VOC1	LOAD	0.5-		
9059LOAD	R5217-1	OTHER	NONE		LPG1	BOTH			
90DOCK1	REGV-LOAD1	MARINE	NONE		GAS1	LOAD	0.5+	NCE3	CON
90DOCK1	REGV-LOAD2	MARINE	NONE		GAS1	UNLOAD	0.5+		CON
90DOCK1	REGV-LOAD3	MARINE	NONE		VOC1	LOAD	0.5+	NCE3	CON
90DOCK1	REGV-LOAD4	MARINE	NONE		VOC1	UNLOAD	0.5+		CON
90DOCK1	REGV-LOAD5	MARINE	NONE		VOC1	LOAD	0.5-		
90DOCK1	REGV-LOAD6	MARINE	NONE		VOC1	UNLOAD	0.5-		
90DOCK1	REGV-LOAD7	MARINE	NONE		LPG1	LOAD			
90DOCK1	REGV-LOAD8	MARINE	NONE		LPG1	UNLOAD			
90DOCK2	REGV-LOAD5	MARINE	NONE		VOC1	LOAD	0.5-		
90DOCK2	REGV-LOAD6	MARINE	NONE		VOC1	UNLOAD	0.5-		

[Go to the Table of Contents](#)

**Loading/Unloading Operations Attributes
Form OP-UA4
Federal Operating Permit Program
Texas Commission on Environmental Quality**

**Table 1b: Title 30 Texas Administrative Code Chapter 115 (30 TAC Chapter 115)
Subchapter C: Loading and Unloading of Volatile Organic Compounds**

Unit ID No.	SOP Index No.	Chapter 115 Control Device Type	Chapter 115 Control Device ID No.	Vapor-Tight	Vapor Space Holding Tank	Marine Terminal Exemptions	VOC Flash Point	Uncontrolled VOC Emissions
90DOCK1	REGV-LOAD1	COMB	90CB5601	NO		NO		
90DOCK1	REGV-LOAD2	COMB	90CB5601	NO		NO		
90DOCK1	REGV-LOAD3	COMB	90CB5601	NO		NO		
90DOCK1	REGV-LOAD4	COMB	90CB5601	NO		NO		

[Go to the Table of Contents](#)

**Loading/Unloading Operations Attributes
Form OP-UA4
Federal Operating Permit Program
Texas Commission on Environmental Quality**

**Table 4a: Title 40 Code of Federal Regulations Part 63 (40 CFR Part 63)
Subpart Y: National Emission Standards for Marine Vessel Loading Operations**

Unit ID No.	SOP Index No.	Subpart Y Facility Type	Ballasting Operations	Vapor Pressure	Subpart BB Applicability	Material Loaded	HAP Impurities Only	Source Emissions	Through-put
90DOCK1	MACTY-LOAD1	EXON	NO	10+	NO	GAS	NO	1025-	10200-
90DOCK1	MACTY-LOAD2	EXON	NO	10+	NO	OTHER	NO	1025-	
90DOCK1	MACTY-LOAD3	EXON	NO	10-					

[Go to the Table of Contents](#)

**Loading/Unloading Operations Attributes
Form OP-UA4
Federal Operating Permit Program
Texas Commission on Environmental Quality**

**Table 6: Title 40 Code of Federal Regulations Part 63 (40 CFR Part 63)
Subpart CC: National Emission Standards for Hazardous Air Pollutants from Petroleum Refineries**

Unit ID No.	SOP Index No.	Specified in 40 CFR § 63.640(g)(1) - (6)	Subject to 40 CFR Part 63, Subparts F, G, H, or I	Unit Type	Vapor Processing System Type	Control Device ID No.	Alternative ID No.
9058LOAD	63CC-1	YES					
9059LOAD	63CC-1	YES					
90DOCK1	MACTCC-LOAD	NO	NO	MARINE	THERM	90CB5601	

[Go to the Table of Contents](#)

**Process Heater/Furnace Attributes
Form OP-UA5
Federal Operating Permit Program
Texas Commission on Environmental Quality**

Table of Contents

Table	Regulation	Page	Data Submitted
N/A	N/A	OP-SUM Table 1	Yes
N/A	N/A	OP-SUM Table 2	
N/A	N/A	OP-REQ2	
Table 1a	30 TAC Chapter 117, Subchapter B: Combustion Control at Major Industrial, Commercial, and Institutional Sources in Ozone Nonattainment Areas, Process Heaters	Page 1	Yes
Table 1b	30 TAC Chapter 117, Subchapter B: Combustion Control at Major Industrial, Commercial, and Institutional Sources in Ozone Nonattainment Areas, Process Heaters	Page 2	Yes
Table 1c	30 TAC Chapter 117, Subchapter B: Combustion Control at Major Industrial, Commercial, and Institutional Sources in Ozone Nonattainment Areas, Process Heaters	Page 3	Yes
Table 2	30 TAC Chapter 112, Control of Air Pollution from Sulfur Compounds	Page 4	Yes
Table 3a	30 TAC Chapter 117, Subchapter B: Combustion Control at Major Industrial, Commercial, and Institutional Sources in Ozone Nonattainment Areas, Furnaces	Page 5	
Table 3b	30 TAC Chapter 117, Subchapter B: Combustion Control at Major Industrial, Commercial, and Institutional Sources in Ozone Nonattainment Areas, Furnaces	Page 6	
Table 4	30 TAC Chapter 111, Subchapter A, Division 2: Incineration	Page 7	
Table 5a	40 CFR Part 63, Subpart EEE: Hazardous Waste Combustors	Page 8	
Table 5b	40 CFR Part 63, Subpart EEE: Hazardous Waste Combustors	Page 9	
Table 6a	40 CFR Part 63, Subchapter DDDDD: Industrial, Commercial, and Institutional Process Heaters	Page 10	Yes
Table 6b	40 CFR Part 63, Subchapter DDDDD: Industrial, Commercial, and Institutional Process Heaters	Page 11	
Table 6c	40 CFR Part 63, Subchapter DDDDD: Industrial, Commercial, and Institutional Process Heaters	Page 12	
Table 6d	40 CFR Part 63, Subchapter DDDDD: Industrial, Commercial, and Institutional Process Heaters	Page 13	
Table 6e	40 CFR Part 63, Subchapter DDDDD: Industrial, Commercial, and Institutional Process Heaters	Page 14	
Table 6f	40 CFR Part 63, Subchapter DDDDD: Industrial, Commercial, and Institutional Process Heaters	Page 15	
Table 6g	40 CFR Part 63, Subchapter DDDDD: Industrial, Commercial, and Institutional Process Heaters	Page 16	

**Process Heater/Furnace Attributes
Federal Operating Permit Program
Texas Commission on Environmental Quality**

Form OP-SUM - Individual Unit Summary

Table 1

Unit AI	Revision No.	Unit ID No.	Group ID No.	Unit Name/Description	CAM	PCA AI	Preconstruction Authorization (PCA) Category	Authorization/Registration Number	Permit By Rule (PBR) Number	PBR Effective Date
		17H01		PROCESS HEATER			NSR Permit	2501A		
		17H01		PROCESS HEATER			PSD	PSDTX767M2		
		23BA301		VACUUM TOWER FURNACE (WEST)			NSR Permit	2501A		
		23BA301		VACUUM TOWER FURNACE (WEST)			PSD	PSDTX767M2		
		23BA302		VACUUM TOWER HTR. (EAST)			NSR Permit	2501A		
		23BA302		VACUUM TOWER HTR. (EAST)			PSD	PSDTX767M2		
		23BC201		ATMOS. TOWER FURNACE			NSR Permit	2501A		
		23BC201		ATMOS. TOWER FURNACE			PSD	PSDTX767M2		
		27BA1000	GRP-HEAT1	C UNIFINER RX. FURNACE			NSR Permit	2501A		
		27BA1000	GRP-HEAT1	C UNIFINER RX. FURNACE			PSD	PSDTX767M2		
		28BA1200	GRP-HEAT1	A UNIFINER RX. FURNACE			NSR Permit	2501A		
		28BA1200	GRP-HEAT1	A UNIFINER RX. FURNACE			PSD	PSDTX767M2		
		29BA1300		B UNIFINER RX. FURNACE			NSR Permit	2501A		
		29BA1300		B UNIFINER RX. FURNACE			PSD	PSDTX767M2		
		29BA1300		B UNIFINER RX. FURNACE			PBR	164545	106.261	11/01/2003
		29BA1300		B UNIFINER RX. FURNACE			PBR	164545	106.262	11/01/2003

**Process Heater/Furnace Attributes
Federal Operating Permit Program
Texas Commission on Environmental Quality**

**Form OP-SUM - Individual Unit Summary
Table 1**

Unit AI	Revision No.	Unit ID No.	Group ID No.	Unit Name/Description	CAM	PCA AI	Preconstruction Authorization (PCA) Category	Authorization/Registration Number	Permit By Rule (PBR) Number	PBR Effective Date
		40BA1001	GRP-HEATER	LCO COMBINED FEED HEATER			NSR Permit	2501A		
		40BA1001	GRP-HEATER	LCO COMBINED FEED HEATER			PSD	PSDTX767M2		
		40BA1002	GRP-HEATER	DIESEL COMBINED FEED HEATER			NSR Permit	2501A		
		40BA1002	GRP-HEATER	DIESEL COMBINED FEED HEATER			PSD	PSDTX767M2		
		40BA1101	GRP-HEATER	PRODUCT FRACTIONATOR REBOILER HEATER			NSR Permit	2501A		
		40BA1101	GRP-HEATER	PRODUCT FRACTIONATOR REBOILER HEATER			PSD	PSDTX767M2		
		41BA101	GRP-HEAT1	D UNIFINER RX. FURNACE			NSR Permit	2501A		
		41BA101	GRP-HEAT1	D UNIFINER RX. FURNACE			PSD	PSDTX767M2		
		41BA102	GRP-HEAT1	D UNIFINER REBOILER			NSR Permit	2501A		
		41BA102	GRP-HEAT1	D UNIFINER REBOILER			PSD	PSDTX767M2		
		41BA102	GRP-HEAT1	D UNIFINER REBOILER			PBR	164545	106.261	11/01/2003
		41BA102	GRP-HEAT1	D UNIFINER REBOILER			PBR	164545	106.262	11/01/2003
		42BC2001		PEABODY AIR HEATER			NSR Permit	2501A		
		42BC2001		PEABODY AIR HEATER			PSD	PSDTX767M2		

**Process Heater/Furnace Attributes
Form OP-UA5
Federal Operating Permit Program
Texas Commission on Environmental Quality**

Table 1a: Title 30 Texas Administrative Code Chapter 117 (30 TAC Chapter 117)

Subchapter B: Combustion Control at Major Industrial, Commercial, and Institutional Sources in Ozone Nonattainment Areas, Process Heaters

Unit ID No.	SOP/GOP Index No.	Unit Type	Maximum Rated Capacity	RACT Date Placed in Service	Functionally Identical Replacement	Fuel Type(s)	Fuel Type(s)	Fuel Type(s)	Annual Heat Input	NOx Emission Limitation	Opt-In Unit	23C-Option
17H01	R7300-7	PRHTR	200+			GS			22+	310D		
23BA301	R7300-3	PRHTR	40-100			GS			28+	310D		
23BA302	R7300-2	PRHTR	2-40			GS				310D		
23BC201	R7300-5	PRHTR	200+			GS			22+	310D		
29BA1300	R7300-2	PRHTR	2-40			GS				310D		
GRP-HEAT1	R7300-2	PRHTR	2-40			GS				310D		
GRP-HEATER	R7300-2NG	PRHTR	2-40			GS	NG			310D		

[Go to the Table of Contents](#)

**Process Heater/Furnace Attributes
Form OP-UA5
Federal Operating Permit Program
Texas Commission on Environmental Quality**

Table 1b: Title 30 Texas Administrative Code Chapter 117 (30 TAC Chapter 117)

Subchapter B: Combustion Control at Major Industrial, Commercial, and Institutional Sources in Ozone Nonattainment Areas, Process Heaters

Unit ID No.	SOP/GOP Index No.	Diluent CEMS	30 TAC Chapter 116 Limit	NOx Emission Limit Basis	NOx Reduction	Common Stack Combined	Fuel Type Heat Input	NOx Monitoring System
17H01	R7300-7	NO		BLK1-LB	POST1			CEMS
23BA301	R7300-3	NO		BLK1-LB	NONE			MERT
23BA302	R7300-2	NO		BLK1-LB	NONE			MERT
23BC201	R7300-5	NO		BLK1-LB	OTHER			CEMS
29BA1300	R7300-2	NO		BLK1-LB	NONE			MERT
GRP-HEAT1	R7300-2	NO		BLK1-LB	NONE			MERT
GRP-HEATER	R7300-2NG	NO		BLK1-LB	OTHER			MERT

[Go to the Table of Contents](#)

**Process Heater/Furnace Attributes
Form OP-UA5
Federal Operating Permit Program
Texas Commission on Environmental Quality**

Table 1c: Title 30 Texas Administrative Code Chapter 117 (30 TAC Chapter 117)

Subchapter B: Combustion Control at Major Industrial, Commercial, and Institutional Sources in Ozone Nonattainment Areas, Process Heaters

Unit ID No.	SOP/GOP Index No.	Fuel Flow Monitoring	CO Emission Limitation	CO Monitoring System	NH3 Emission Limitation	NH3 Monitoring
17H01	R7300-7	X40A	310C	CEMS	310C	STUBE
23BA301	R7300-3	X40A	310C	OTHER		
23BA302	R7300-2	X40A	310C	OTHER		
23BC201	R7300-5	X40A	310C	CEMS		
29BA1300	R7300-2	X40A	310C	OTHER		
GRP-HEAT1	R7300-2	X40A	310C	OTHER		
GRP-HEATER	R7300-2NG	X40A	310C	OTHER		

[Go to the Table of Contents](#)

**Process Heater/Furnace Attributes
Form OP-UA5
Federal Operating Permit Program
Texas Commission on Environmental Quality**

**Table 2: Title 30 Texas Administrative Code Chapter 112 (30 TAC Chapter 112)
Control of Air Pollution from Sulfur Compounds**

Unit ID No.	SOP/GOP Index No.	Effective Stack Height	Emission Point ID No.
GRP-HEAT1	R2112-001	YES	40BA1101

[Go to the Table of Contents](#)

**Process Heater/Furnace Attributes
Form OP-UA5
Federal Operating Permit Program
Texas Commission on Environmental Quality**

**Table 6a: Title 40 Code of Federal Regulations Part 63 (40 CFR Part 63)
Subchapter DDDDD: Industrial, Commercial, and Institutional Process Heaters**

Unit ID No.	SOP/GOP Index No.	Commence	Table Applicability	HCl Emission	HCl-CMS
17H01	63DDDDD-1	NEW	T3.3G1		
23BA301	63DDDDD-1	EXIST	T3.3G1		
23BA302	63DDDDD-1	EXIST	T3.3G1		
23BC201	63DDDDD-1	EXIST	T3.3G1		
GRP-HEAT1	63DDDDD-1	EXIST	T3.3G1		
29BA1300	63DDDDD-1	EXIST	T3.3G1		
GRP-HEATER	63DDDDD-1	EXIST	T3.3G1		
42BC2001	63DDDDD-1	EXIST	T3.3G1		

[Go to the Table of Contents](#)

Boiler/Steam Generator/Steam Generating Unit Attributes
Form OP-UA6
Federal Operating Permit Program
Texas Commission on Environmental Quality

Table of Contents

Table	Regulation	Page	Data Submitted
N/A	N/A	OP-SUM Table 1	Yes
N/A	N/A	OP-SUM Table 2	
N/A	N/A	OP-REQ2	
Table 1a	40 CFR Part 60, Subpart D: Standards of Performance for Fossil Fuel-Fired Steam Generators	Page 1	
Table 1b	40 CFR Part 60, Subpart D: Standards of Performance for Fossil Fuel-Fired Steam Generators	Page 2	
Table 2a	40 CFR Part 60, Subpart Da: Standards of Performance for Electric Utility Steam Generating Units	Page 3	
Table 2b	40 CFR Part 60, Subpart Da: Standards of Performance for Electric Utility Steam Generating Units	Page 4	
Table 2c	40 CFR Part 60, Subpart Da: Standards of Performance for Electric Utility Steam Generating Units	Page 5	
Table 3a	40 CFR Part 60, Subpart Db: Standards of Performance for Industrial-Commercial-Institutional Steam Generating Units	Page 6	Yes
Table 3b	40 CFR Part 60, Subpart Db: Standards of Performance for Industrial-Commercial-Institutional Steam Generating Units	Page 7	Yes
Table 3c	40 CFR Part 60, Subpart Db: Standards of Performance for Industrial-Commercial-Institutional Steam Generating Units	Page 8	Yes
Table 3d	40 CFR Part 60, Subpart Db: Standards of Performance for Industrial-Commercial-Institutional Steam Generating Units	Page 9	Yes
Table 3e	40 CFR Part 60, Subpart Db: Standards of Performance for Industrial-Commercial-Institutional Steam Generating Units	Page 10	
Table 4a	40 CFR Part 60, Subpart Dc: Standards of Performance for Small Industrial-Commercial-Institutional Steam Generating Units	Page 11	
Table 4b	40 CFR Part 60, Subpart Dc: Standards of Performance for Small Industrial-Commercial-Institutional Steam Generating Units	Page 12	
Table 5a	30 TAC Chapter 117, Subchapter B: Combustion Control at Major Industrial, Commercial, and Institutional Sources in Ozone Nonattainment Areas	Page 13	Yes
Table 5b	30 TAC Chapter 117, Subchapter B: Combustion Control at Major Industrial, Commercial, and Institutional Sources in Ozone Nonattainment Areas	Page 14	Yes
Table 5c	30 TAC Chapter 117, Subchapter B: Combustion Control at Major Industrial, Commercial, and Institutional Sources in Ozone Nonattainment Areas	Page 15	Yes
Table 6a	30 TAC Chapter 117, Subchapter C: Combustion Control at Major Utility Electric Generation Sources in Ozone Nonattainment Areas	Page 16	

Boiler/Steam Generator/Steam Generating Unit Attributes
Form OP-UA6
Federal Operating Permit Program
Texas Commission on Environmental Quality

Table of Contents

Table	Regulation	Page	Data Submitted
Table 6b	30 TAC Chapter 117, Subchapter C: Combustion Control at Major Utility Electric Generation Sources in Ozone Nonattainment Areas	Page 17	
Table 7	30 TAC Chapter 112, Subchapters A-D: Control of Air Pollution from Sulfur Compounds	Page 18	
Table 8a	30 TAC Chapter 113, Subchapter D: Hospital/Medical/Infectious Waste Incinerators	Page 19	
Table 8b	30 TAC Chapter 113, Subchapter D: Hospital/Medical/Infectious Waste Incinerators	Page 20	
Table 8c	30 TAC Chapter 113, Subchapter D: Hospital/Medical/Infectious Waste Incinerators	Page 21	
Table 9a	30 TAC Chapter 117, Subchapter E, Division 1: Utility Electric Generation in East and Central Texas	Page 22	
Table 9b	30 TAC Chapter 117, Subchapter E, Division 1: Utility Electric Generation in East and Central Texas	Page 23	
Table 10a	40 CFR Part 63, Subpart EEE: Hazardous Waste Combustors	Page 24	
Table 10b	40 CFR Part 63, Subpart EEE: Hazardous Waste Combustors	Page 25	
Table 11	30 TAC Chapter 111, Subchapter A, Division 2: Incineration	Page 26	
Table 12	30 TAC Chapter 111, Subchapter A, Division 5: Emission Limits on Nonagricultural Processes	Page 27	
Table 13a	40 CFR Part 63, Subpart UUUUU: Coal- and Oil-Fired Electric Utility Steam Generating Units	Page 28	
Table 13b	40 CFR Part 63, Subpart UUUUU: Coal- and Oil-Fired Electric Utility Steam Generating Units	Page 29	
Table 13c	40 CFR Part 63, Subpart UUUUU: Coal- and Oil-Fired Electric Utility Steam Generating Units	Page 30	
Table 13d	40 CFR Part 63, Subpart UUUUU: Coal- and Oil-Fired Electric Utility Steam Generating Units	Page 31	
Table 13e	40 CFR Part 63, Subpart UUUUU: Coal- and Oil-Fired Electric Utility Steam Generating Units	Page 32	
Table 13f	40 CFR Part 63, Subpart UUUUU: Coal- and Oil-Fired Electric Utility Steam Generating Units	Page 33	
Table 13g	40 CFR Part 63, Subpart UUUUU: Coal- and Oil-Fired Electric Utility Steam Generating Units	Page 34	
Table 13h	40 CFR Part 63, Subpart UUUUU: Coal- and Oil-Fired Electric Utility Steam Generating Units	Page 35	
Table 13i	40 CFR Part 63, Subpart UUUUU: Coal- and Oil-Fired Electric Utility Steam Generating Units	Page 36	

Boiler/Steam Generator/Steam Generating Unit Attributes
Form OP-UA6
Federal Operating Permit Program
Texas Commission on Environmental Quality

Table of Contents

Table	Regulation	Page	Data Submitted
Table 14a	40 CFR Part 63, Subpart DDDDD: Industrial, Commercial, and Institutional Boilers	Page 37	Yes
Table 14b	40 CFR Part 63, Subpart DDDDD: Industrial, Commercial, and Institutional Boilers	Page 38	
Table 14c	40 CFR Part 63, Subpart DDDDD: Industrial, Commercial, and Institutional Boilers	Page 39	
Table 14d	40 CFR Part 63, Subpart DDDDD: Industrial, Commercial, and Institutional Boilers	Page 40	
Table 14e	40 CFR Part 63, Subpart DDDDD: Industrial, Commercial, and Institutional Boilers	Page 41	
Table 14f	40 CFR Part 63, Subpart DDDDD: Industrial, Commercial, and Institutional Boilers	Page 42	
Table 14g	40 CFR Part 63, Subpart DDDDD: Industrial, Commercial, and Institutional Boilers	Page 43	
Table 15a	40 CFR Part 60, Subpart TTTT: Standards of Performance for Greenhouse Gas Emissions for Electric Utility Generating Units	Page 44	
Table 15b	40 CFR Part 60, Subpart TTTT: Standards of Performance for Greenhouse Gas Emissions for Electric Utility Generating Units	Page 45	

**Boiler/Steam Generator/Steam Generating Unit Attributes
Form OP-UA6
Federal Operating Permit Program
Texas Commission on Environmental Quality**

**Table 3a: Title 40 Code of Federal Regulations Part 60 (40 CFR Part 60)
Subpart Db: Standards of Performance for Industrial-Commercial-Institutional Steam Generating Units**

Unit ID No.	SOP Index No.	Construction/ Modification Date	Heat Input Capacity	Subpart Da	Changes to Existing Affected Facility	Subpart Ea, Eb, AAAA, or CCCC	Subpart KKKK	Subpart Cb or BBBB	Temporary Boiler
50BF02	60Db-1	05+C	250+	NO	NO	NO	NO	NO	NO
50BF03	60Db-1	05+C	250+	NO	NO	NO	NO	NO	NO
50BF04	60Db-1	05+C	250+	NO	NO	NO	NO	NO	NO
81BF01	60Db-1	05+C	250+	NO	NO	NO	NO	NO	NO

[Go to the Table of Contents](#)

**Boiler/Steam Generator/Steam Generating Unit Attributes
Form OP-UA6
Federal Operating Permit Program
Texas Commission on Environmental Quality**

**Table 3b: Title 40 Code of Federal Regulations Part 60 (40 CFR Part 60)
Subpart Db: Standards of Performance for Industrial-Commercial-Institutional Steam Generating Units**

Unit ID No.	SOP Index No.	D-Series Fuel Type	D-Series Fuel Type	D-Series Fuel Type	Subpart D	Additional Applicability Requirement	ACF Option SO2	ACF Option PM	ACF Option NOX
50BF02	60Db-1	NG	NSNFF			JA	OTHR	OTHR	OTHR
50BF03	60Db-1	NG	NSNFF			JA	OTHR	OTHR	OTHR
50BF04	60Db-1	NG	NSNFF			JA	OTHR	OTHR	OTHR
81BF01	60Db-1	NG	NSNFF			JA	OTHR	OTHR	OTHR

[Go to the Table of Contents](#)

**Boiler/Steam Generator/Steam Generating Unit Attributes
Form OP-UA6
Federal Operating Permit Program
Texas Commission on Environmental Quality**

**Table 3c: Title 40 Code of Federal Regulations Part 60 (40 CFR Part 60)
Subpart Db: Standards of Performance for Industrial-Commercial-Institutional Steam Generating Units**

Unit ID No.	SOP Index No.	60.42b (k)(2) Low Sulfur Exemption	60.42b (k)(4) Alternative	Post- Combustion Control	60.43b(h)(2) Alternative	Electrical or Mechanical Output	Output Based Limit	60.49 Da(n) Alternative	60.49 Da(m) Alternative
50BF02	60Db-1	NO				NO			
50BF03	60Db-1	NO				NO			
50BF04	60Db-1	NO				NO			
81BF01	60Db-1	NO				NO			

[Go to the Table of Contents](#)

**Boiler/Steam Generator/Steam Generating Unit Attributes
Form OP-UA6
Federal Operating Permit Program
Texas Commission on Environmental Quality**

**Table 3d: Title 40 Code of Federal Regulations Part 60 (40 CFR Part 60)
Subpart Db: Standards of Performance for Industrial-Commercial-Institutional Steam Generating Units**

Unit ID No.	SOP Index No.	Residual Oil Sampling	Monitoring Type PM	Monitoring Type PM (Opacity)	Monitoring Type NOX	Monitoring Type SO2	Technology Type	Unit Type	Heat Release Rate	Heat Input Gas/Oil	Heat Input Wood	Fuel Heat Input
50BF02	60Db-1		NONE	NONE	CEM	ASFRD	CONV	OTHER	NGHIGH		NO	
50BF03	60Db-1		NONE	NONE	CEM	ASFRD	CONV	OTHER	NGHIGH		NO	
50BF04	60Db-1		NONE	NONE	CEM	ASFRD	CONV	OTHER	NGHIGH		NO	
81BF01	60Db-1		NONE	NONE	CEM	ASFRD	CONV	OTHER	NGHIGH		NO	

[Go to the Table of Contents](#)

**Boiler/Steam Generator/Steam Generating Unit Attributes
Form OP-UA6
Federal Operating Permit Program
Texas Commission on Environmental Quality**

**Table 5a: Title 30 Texas Administrative Code Chapter 117 (30 TAC Chapter 117)
Subchapter B: Combustion Control at Major Industrial, Commercial, and Institutional Sources in Ozone Nonattainment Areas**

Unit ID No.	SOP Index No.	Unit Type	MRC	RACT Date Placed in Service	Functionally Identical Replacement	Fuel Type	Fuel Type	Fuel Type	Annual Heat Input
50BF02	R7300-6	ICIB	250+			GS			22+
50BF03	R7300-6	ICIB	250+			GS			22+
50BF04	R7300-6	ICIB	250+			GS			22+
81BF01	R7300-6	ICIB	250+			GS			22+

[Go to the Table of Contents](#)

**Boiler/Steam Generator/Steam Generating Unit Attributes
Form OP-UA6
Federal Operating Permit Program
Texas Commission on Environmental Quality**

**Table 5b: Title 30 Texas Administrative Code Chapter 117 (30 TAC Chapter 117)
Subchapter B: Combustion Control at Major Industrial, Commercial, and Institutional Sources in Ozone Nonattainment Areas**

Unit ID No.	SOP Index No.	NOX Emission Limitation	Opt-In Unit	23C-Option	Title 30 TAC Chapter 116 Permit Limit	EGF System Cap Unit	NOX Emission Limit Average	NOX Reduction	Common Stack Combined
50BF02	R7300-6	310D				NO	30DAY	POST1	
50BF03	R7300-6	310D				NO	30DAY	POST1	
50BF04	R7300-6	310D				NO	BLK1-LB	POST1	
81BF01	R7300-6	310D				NO	30DAY	POST1	

[Go to the Table of Contents](#)

**Boiler/Steam Generator/Steam Generating Unit Attributes
Form OP-UA6
Federal Operating Permit Program
Texas Commission on Environmental Quality**

**Table 5c: Title 30 Texas Administrative Code Chapter 117 (30 TAC Chapter 117)
Subchapter B: Combustion Control at Major Industrial, Commercial, and Institutional Sources in Ozone Nonattainment Areas**

Unit ID No.	SOP Index No.	Fuel Type Heat Input	NOX Monitoring System	Fuel Flow Monitoring	CO Emission Limitation	CO Monitoring System	NH3 Emission Limitation	NH3 Emission Monitoring
50BF02	R7300-6		CEMS	X40A	310C	CEMS	310C	STUBE
50BF03	R7300-6		CEMS	X40A	310C	CEMS	310C	STUBE
50BF04	R7300-6		CEMS	X40A	310C	CEMS	310C	STUBE
81BF01	R7300-6		CEMS	X40A	310C	CEMS	310C	STUBE

[Go to the Table of Contents](#)

**Boiler/Steam Generator/Steam Generating Unit Attributes
Form OP-UA6
Federal Operating Permit Program
Texas Commission on Environmental Quality**

**Table 14a: Title 40 Code of Federal Regulations Part 63 (40 CFR Part 63)
Subpart DDDDD: Industrial, Commercial, and Institutional Boilers**

Unit ID No.	SOP/GOP Index No.	Commence	Table Applicability	HCl Emission	HCl-CMS
50BF02	63DDDDD-1	EXIST	T3.3G1		
50BF03	63DDDDD-1	EXIST	T3.3G1		
50BF04	63DDDDD-1	NEW	T3.3G1		
81BF01	63DDDDD-1	EXIST	T3.3G1		

[Go to the Table of Contents](#)

**Flare Attributes
Form OP-UA7
Federal Operating Permit Program
Texas Commission on Environmental Quality**

Table of Contents

Table	Regulation	Page	Data Submitted
N/A	N/A	OP-SUM Table 1	Yes
N/A	N/A	OP-REQ2	
Table 1	30 TAC Chapter 111, Control of Air Pollution from Visible Emissions and Particulate Matter	Page 1	Yes
Table 2	30 TAC Chapter 117, Subchapter B: Combustion Control at Major Industrial, Commercial, and Institutional Sources in Ozone Nonattainment Areas	Page 2	
Table 3	40 CFR Part 60 and 40 CFR Part 61, Subpart A: General Provisions of Standards of Performance for New Stationary Sources and National Emission Standards for Hazardous Air Pollutants	Page 3	
Table 4	40 CFR Part 63, Subpart A: General Provisions of National Emission Standards for Hazardous Air Pollutants for Source Categories	Page 4	
Table 5a	30 TAC Chapter 115, Subchapter H, Division 1: Highly-Reactive Volatile Organic Compounds-Vent Gas Control	Page 5	Yes
Table 5b	30 TAC Chapter 115, Subchapter H, Division 1: Highly-Reactive Volatile Organic Compounds-Vent Gas Control	Page 6	Yes
Table 6	40 CFR Part 63, Subpart CC: National Emission Standards for Hazardous Air Pollutants from Petroleum Refineries	Page 7	Yes

**Flare Attributes
Form OP-UA7
Federal Operating Permit Program
Texas Commission on Environmental Quality**

**Table 1: Title 30 Texas Administrative Code Chapter 111 (30 TAC Chapter 111)
Control of Air Pollution from Visible Emissions and Particulate Matter**

Unit ID No.	SOP/GOP Index No.	Acid Gases Only	Emergency/Upset Conditions Only	Alternate Opacity Limitation (AOL)	AOL ID No.	Construction Date
30FL1	R1111-1	NO	NO			
30FL6	R1111-1	NO	NO			

[Go to the Table of Contents](#)

**Flare Attributes
Form OP-UA7
Federal Operating Permit Program
Texas Commission on Environmental Quality**

**Table 5a: Title 30 Texas Administrative Code Chapter 115 (30 TAC Chapter 115)
Subchapter H, Division 1: Highly-Reactive Volatile Organic Compounds-Vent Gas Control**

Unit ID No.	SOP Index No.	Out of Service	Total Gas Stream	Gas Stream Concentration	Exempt Date	Alternative Monitoring Approach	Modifications to Testing/Monitoring	Modifications to Testing/Monitoring ID No.	Flare Type
30FL1	R5720-1	NO	YES	YES		OTHER	NONE		ABMSS
30FL6	R5720-1	NO	YES	YES		OTHER	NONE		ABMSS

[Go to the Table of Contents](#)

**Flare Attributes
Form OP-UA7
Federal Operating Permit Program
Texas Commission on Environmental Quality**

**Table 5b: Title 30 Texas Administrative Code Chapter 115 (30 TAC Chapter 115)
Subchapter H, Division 1: Highly-Reactive Volatile Organic Compounds-Vent Gas Control**

Unit ID No.	SOP Index No.	Monitoring Requirements	§115.725(e) Requirements	Multi-Purpose Usage	Flow Rate	Physical Seal	Monitoring Option	§115.725(h)(4) Alternative	Tank Service
30FL1	R5720-1	NO			YES				
30FL6	R5720-1	NO			YES				

[Go to the Table of Contents](#)

**Flare Attributes
Form OP-UA7
Federal Operating Permit Program
Texas Commission on Environmental Quality**

**Table 6: Title 40 Code of Federal Regulations Part 63 (40 CFR Part 63)
Subpart CC: National Emission Standards for Hazardous Air Pollutants from Petroleum Refineries**

Unit ID No.	SOP Index No.	Flare Applicability	Operating Limits	AMEL ID No.	Pressure Assisted	Flare Tip Velocity	Perimeter Assist Air
30FL1	63CC-1a	CC	REGOP		NO	60-	NONE
30FL1	63CC-1b	CC	REGOP		NO	60-400	NONE
30FL6	63CC-1a	CC	REGOP		NO	60-	NONE
30FL6	63CC-1b	CC	REGOP		NO	60-400	NONE

[Go to the Table of Contents](#)

**Gas Sweetening/Sulfur Recovery Unit Attributes
Form OP-UA10
Federal Operating Permit Program
Texas Commission on Environmental Quality**

Table of Contents

Table	Regulation	Page	Data Submitted
N/A	N/A	OP-SUM Table 1	Yes
N/A	N/A	OP-REQ2	
Table 1	30 TAC Chapter 112, Control of Air Pollution from Sulfur Compounds	Page 1	Yes
Table 2a	40 CFR Part 60, Subpart LLL: Standards of Performance for Onshore Natural Gas Processing: SO2 Emissions	Page 2	
Table 2b	40 CFR Part 60, Subpart LLL: Standards of Performance for Onshore Natural Gas Processing: SO2 Emissions	Page 3	
Table 3	40 CFR Part 60, Subpart OOOOa: Standards of Performance for Crude Oil and Natural Gas Facilities for which Construction, Modification or Reconstruction Commenced After September 18, 2015	Page 4	
Table 4	40 CFR Part 60, Subpart OOOO: Standards of Performance for Crude Oil and Natural Gas Facilities for which Construction, Modification, or Reconstruction Commenced After August 23, 2011, and on or before September 18, 2015	Page 5	

**Gas Sweetening/Sulfur Recovery Unit Attributes
Form OP-UA10
Federal Operating Permit Program
Texas Commission on Environmental Quality**

**Table 1: Title 30 Texas Administrative Code Chapter 112 (30 TAC Chapter 112)
Control of Air Pollution from Sulfur Compounds**

Process ID No.	SOP/GOP Index No.	Sulfur Recovery Plant	Stack Height	Emission Point ID No.
39RX2001	R2SRU-1B	YES	LESS	
39RX2001	R2SRU-1C	YES	LESS	
46RX6206	R2SRU-1B	YES	LESS	
46RX6206	R2SRU-1C	YES	LESS	

[Go to the Table of Contents](#)

**Fugitive Emission Unit Attributes
Form OP-UA12
Federal Operating Permit Program
Texas Commission on Environmental Quality**

Table of Contents

Table	Regulation	Page	Data Submitted
N/A	N/A	OP-SUM Table 1	Yes
N/A	N/A	OP-REQ2	Yes
Table 1a	40 CFR Part 60, Subpart KKK: Standards of Performance for Equipment Leaks of VOC from Onshore Natural Gas Processing Plants	Page 1	
Table 1b	40 CFR Part 60, Subpart KKK: Standards of Performance for Equipment Leaks of VOC from Onshore Natural Gas Processing Plants	Page 2	
Table 1c	40 CFR Part 60, Subpart KKK: Standards of Performance for Equipment Leaks of VOC from Onshore Natural Gas Processing Plants	Page 3	
Table 1d	40 CFR Part 60, Subpart KKK: Standards of Performance for Equipment Leaks of VOC from Onshore Natural Gas Processing Plants	Page 4	
Table 1e	40 CFR Part 60, Subpart KKK: Standards of Performance for Equipment Leaks of VOC from Onshore Natural Gas Processing Plants	Page 5	
Table 1f	40 CFR Part 60, Subpart KKK: Standards of Performance for Equipment Leaks of VOC from Onshore Natural Gas Processing Plants	Page 6	
Table 1g	40 CFR Part 60, Subpart KKK: Standards of Performance for Equipment Leaks of VOC from Onshore Natural Gas Processing Plants	Page 7	
Table 1h	40 CFR Part 60, Subpart KKK: Standards of Performance for Equipment Leaks of VOC from Onshore Natural Gas Processing Plants	Page 8	
Table 1i	40 CFR Part 60, Subpart KKK: Standards of Performance for Equipment Leaks of VOC from Onshore Natural Gas Processing Plants	Page 9	
Table 1j	40 CFR Part 60, Subpart KKK: Standards of Performance for Equipment Leaks of VOC from Onshore Natural Gas Processing Plants	Page 10	
Table 2a	30 TAC Chapter 115, Subchapter D: Fugitive Emission Control in Petroleum Refining, Natural Gas/Gasoline Processing, and Petrochemical Processes in Ozone Nonattainment Areas	Page 11	Yes
Table 2b	30 TAC Chapter 115, Subchapter D: Fugitive Emission Control in Petroleum Refining, Natural Gas/Gasoline Processing, and Petrochemical Processes in Ozone Nonattainment Areas	Page 12	Yes
Table 2c	30 TAC Chapter 115, Subchapter D: Fugitive Emission Control in Petroleum Refining, Natural Gas/Gasoline Processing, and Petrochemical Processes in Ozone Nonattainment Areas	Page 13	Yes
Table 2d	30 TAC Chapter 115, Subchapter D: Fugitive Emission Control in Petroleum Refining, Natural Gas/Gasoline Processing, and Petrochemical Processes in Ozone Nonattainment Areas	Page 14	Yes
Table 2e	30 TAC Chapter 115, Subchapter D: Fugitive Emission Control in Petroleum Refining, Natural Gas/Gasoline Processing, and Petrochemical Processes in Ozone Nonattainment Areas	Page 15	Yes
Table 2f	30 TAC Chapter 115, Subchapter D: Fugitive Emission Control in Petroleum Refining, Natural Gas/Gasoline Processing, and Petrochemical Processes in Ozone Nonattainment Areas	Page 16	Yes

**Fugitive Emission Unit Attributes
Form OP-UA12
Federal Operating Permit Program
Texas Commission on Environmental Quality**

Table of Contents

Table	Regulation	Page	Data Submitted
Table 2g	30 TAC Chapter 115, Subchapter D: Fugitive Emission Control in Petroleum Refining, Natural Gas/Gasoline Processing, and Petrochemical Processes in Ozone Nonattainment Areas	Page 17	Yes
Table 2h	30 TAC Chapter 115, Subchapter D: Fugitive Emission Control in Petroleum Refining, Natural Gas/Gasoline Processing, and Petrochemical Processes in Ozone Nonattainment Areas	Page 18	Yes
Table 2i	30 TAC Chapter 115, Subchapter D: Fugitive Emission Control in Petroleum Refining, Natural Gas/Gasoline Processing, and Petrochemical Processes in Ozone Nonattainment Areas	Page 19	Yes
Table 2j	30 TAC Chapter 115, Subchapter D: Fugitive Emission Control in Petroleum Refining, Natural Gas/Gasoline Processing, and Petrochemical Processes in Ozone Nonattainment Areas	Page 20	Yes
Table 2k	30 TAC Chapter 115, Subchapter D: Fugitive Emission Control in Petroleum Refining, Natural Gas/Gasoline Processing, and Petrochemical Processes in Ozone Nonattainment Areas	Page 21	Yes
Table 3a	40 CFR Part 61, Subpart V: National Emission Standard for Equipment Leaks (Fugitive Emission Sources)	Page 22	
Table 3b	40 CFR Part 61, Subpart V: National Emission Standard for Equipment Leaks (Fugitive Emission Sources)	Page 23	
Table 3c	40 CFR Part 61, Subpart V: National Emission Standard for Equipment Leaks (Fugitive Emission Sources)	Page 24	
Table 3d	40 CFR Part 61, Subpart V: National Emission Standard for Equipment Leaks (Fugitive Emission Sources)	Page 25	
Table 3e	40 CFR Part 61, Subpart V: National Emission Standard for Equipment Leaks (Fugitive Emission Sources)	Page 26	
Table 3f	40 CFR Part 61, Subpart V: National Emission Standard for Equipment Leaks (Fugitive Emission Sources)	Page 27	
Table 3g	40 CFR Part 61, Subpart V: National Emission Standard for Equipment Leaks (Fugitive Emission Sources)	Page 28	
Table 3h	40 CFR Part 61, Subpart V: National Emission Standard for Equipment Leaks (Fugitive Emission Sources)	Page 29	
Table 3i	40 CFR Part 61, Subpart V: National Emission Standard for Equipment Leaks (Fugitive Emission Sources)	Page 30	
Table 3j	40 CFR Part 61, Subpart V: National Emission Standard for Equipment Leaks (Fugitive Emission Sources)	Page 31	
Table 4a	40 CFR Part 60, Subpart VV: Standards of Performance for Equipment Leaks of VOC in the Synthetic Organic Chemicals Manufacturing Industry for which Construction, Reconstruction, or Modification Commenced After January 5, 1981, and on or Before November 7, 2006	Page 32	
Table 4b	40 CFR Part 60, Subpart VV: Standards of Performance for Equipment Leaks of VOC in the Synthetic Organic Chemicals Manufacturing Industry for which Construction, Reconstruction, or Modification Commenced After January 5, 1981, and on or Before November 7, 2006	Page 33	

**Fugitive Emission Unit Attributes
Form OP-UA12
Federal Operating Permit Program
Texas Commission on Environmental Quality**

Table of Contents

Table	Regulation	Page	Data Submitted
Table 4c	40 CFR Part 60, Subpart VV: Standards of Performance for Equipment Leaks of VOC in the Synthetic Organic Chemicals Manufacturing Industry for which Construction, Reconstruction, or Modification Commenced After January 5, 1981, and on or Before November 7, 2006	Page 34	
Table 4d	40 CFR Part 60, Subpart VV: Standards of Performance for Equipment Leaks of VOC in the Synthetic Organic Chemicals Manufacturing Industry for which Construction, Reconstruction, or Modification Commenced After January 5, 1981, and on or Before November 7, 2006	Page 35	
Table 4e	40 CFR Part 60, Subpart VV: Standards of Performance for Equipment Leaks of VOC in the Synthetic Organic Chemicals Manufacturing Industry for which Construction, Reconstruction, or Modification Commenced After January 5, 1981, and on or Before November 7, 2006	Page 36	
Table 4f	40 CFR Part 60, Subpart VV: Standards of Performance for Equipment Leaks of VOC in the Synthetic Organic Chemicals Manufacturing Industry for which Construction, Reconstruction, or Modification Commenced After January 5, 1981, and on or Before November 7, 2006	Page 37	
Table 4g	40 CFR Part 60, Subpart VV: Standards of Performance for Equipment Leaks of VOC in the Synthetic Organic Chemicals Manufacturing Industry for which Construction, Reconstruction, or Modification Commenced After January 5, 1981, and on or Before November 7, 2006	Page 38	
Table 4h	40 CFR Part 60, Subpart VV: Standards of Performance for Equipment Leaks of VOC in the Synthetic Organic Chemicals Manufacturing Industry for which Construction, Reconstruction, or Modification Commenced After January 5, 1981, and on or Before November 7, 2006	Page 39	
Table 4i	40 CFR Part 60, Subpart VV: Standards of Performance for Equipment Leaks of VOC in the Synthetic Organic Chemicals Manufacturing Industry for which Construction, Reconstruction, or Modification Commenced After January 5, 1981, and on or Before November 7, 2006	Page 40	
Table 4j	40 CFR Part 60, Subpart VV: Standards of Performance for Equipment Leaks of VOC in the Synthetic Organic Chemicals Manufacturing Industry for which Construction, Reconstruction, or Modification Commenced After January 5, 1981, and on or Before November 7, 2006	Page 41	
Table 4k	40 CFR Part 60, Subpart VV: Standards of Performance for Equipment Leaks of VOC in the Synthetic Organic Chemicals Manufacturing Industry for which Construction, Reconstruction, or Modification Commenced After January 5, 1981, and on or Before November 7, 2006	Page 42	
Table 4l	40 CFR Part 60, Subpart VV: Standards of Performance for Equipment Leaks of VOC in the Synthetic Organic Chemicals Manufacturing Industry for which Construction, Reconstruction, or Modification Commenced After January 5, 1981, and on or Before November 7, 2006	Page 43	
Table 5a	40 CFR Part 60, Subpart DDD: Standards of Performance for Volatile Organic Compound (VOC) Emissions from the Polymer Manufacturing Industry	Page 44	
Table 5b	40 CFR Part 60, Subpart DDD: Standards of Performance for Volatile Organic Compound (VOC) Emissions from the Polymer Manufacturing Industry	Page 45	

**Fugitive Emission Unit Attributes
Form OP-UA12
Federal Operating Permit Program
Texas Commission on Environmental Quality**

Table of Contents

Table	Regulation	Page	Data Submitted
Table 5c	40 CFR Part 60, Subpart DDD: Standards of Performance for Volatile Organic Compound (VOC) Emissions from the Polymer Manufacturing Industry	Page 46	
Table 5d	40 CFR Part 60, Subpart DDD: Standards of Performance for Volatile Organic Compound (VOC) Emissions from the Polymer Manufacturing Industry	Page 47	
Table 5e	40 CFR Part 60, Subpart DDD: Standards of Performance for Volatile Organic Compound (VOC) Emissions from the Polymer Manufacturing Industry	Page 48	
Table 5f	40 CFR Part 60, Subpart DDD: Standards of Performance for Volatile Organic Compound (VOC) Emissions from the Polymer Manufacturing Industry	Page 49	
Table 5g	40 CFR Part 60, Subpart DDD: Standards of Performance for Volatile Organic Compound (VOC) Emissions from the Polymer Manufacturing Industry	Page 50	
Table 5h	40 CFR Part 60, Subpart DDD: Standards of Performance for Volatile Organic Compound (VOC) Emissions from the Polymer Manufacturing Industry	Page 51	
Table 6	40 CFR Part 61, Subpart J: National Emission Standard for Equipment Leaks (Fugitive Emission Sources) of Benzene	Page 52	
Table 7a	30 TAC Chapter 115, Subchapter D: Fugitive Emission Control in Petroleum Refineries in Gregg, Nueces, and Victoria Counties	Page 53	
Table 7b	30 TAC Chapter 115, Subchapter D: Fugitive Emission Control in Petroleum Refineries in Gregg, Nueces, and Victoria Counties	Page 54	
Table 7c	30 TAC Chapter 115, Subchapter D: Fugitive Emission Control in Petroleum Refineries in Gregg, Nueces, and Victoria Counties	Page 55	
Table 7d	30 TAC Chapter 115, Subchapter D: Fugitive Emission Control in Petroleum Refineries in Gregg, Nueces, and Victoria Counties	Page 56	
Table 7e	30 TAC Chapter 115, Subchapter D: Fugitive Emission Control in Petroleum Refineries in Gregg, Nueces, and Victoria Counties	Page 57	
Table 7f	30 TAC Chapter 115, Subchapter D: Fugitive Emission Control in Petroleum Refineries in Gregg, Nueces, and Victoria Counties	Page 58	
Table 8a	40 CFR Part 60, Subpart GGG: Standards of Performance for Equipment Leaks of VOC in Petroleum Refineries for which Construction, Reconstruction, or Modification Commenced after January 4, 1983, and on or Before November 7, 2006	Page 59	Yes
Table 8b	40 CFR Part 60, Subpart GGG: Standards of Performance for Equipment Leaks of VOC in Petroleum Refineries for which Construction, Reconstruction, or Modification Commenced after January 4, 1983, and on or Before November 7, 2006	Page 60	Yes

**Fugitive Emission Unit Attributes
Form OP-UA12
Federal Operating Permit Program
Texas Commission on Environmental Quality**

Table of Contents

Table	Regulation	Page	Data Submitted
Table 8c	40 CFR Part 60, Subpart GGG: Standards of Performance for Equipment Leaks of VOC in Petroleum Refineries for which Construction, Reconstruction, or Modification Commenced after January 4, 1983, and on or Before November 7, 2006	Page 61	Yes
Table 8d	40 CFR Part 60, Subpart GGG: Standards of Performance for Equipment Leaks of VOC in Petroleum Refineries for which Construction, Reconstruction, or Modification Commenced after January 4, 1983, and on or Before November 7, 2006	Page 62	Yes
Table 8e	40 CFR Part 60, Subpart GGG: Standards of Performance for Equipment Leaks of VOC in Petroleum Refineries for which Construction, Reconstruction, or Modification Commenced after January 4, 1983, and on or Before November 7, 2006	Page 63	Yes
Table 8f	40 CFR Part 60, Subpart GGG: Standards of Performance for Equipment Leaks of VOC in Petroleum Refineries for which Construction, Reconstruction, or Modification Commenced after January 4, 1983, and on or Before November 7, 2006	Page 64	Yes
Table 8g	40 CFR Part 60, Subpart GGG: Standards of Performance for Equipment Leaks of VOC in Petroleum Refineries for which Construction, Reconstruction, or Modification Commenced after January 4, 1983, and on or Before November 7, 2006	Page 65	Yes
Table 8h	40 CFR Part 60, Subpart GGG: Standards of Performance for Equipment Leaks of VOC in Petroleum Refineries for which Construction, Reconstruction, or Modification Commenced after January 4, 1983, and on or Before November 7, 2006	Page 66	Yes
Table 8i	40 CFR Part 60, Subpart GGG: Standards of Performance for Equipment Leaks of VOC in Petroleum Refineries for which Construction, Reconstruction, or Modification Commenced after January 4, 1983, and on or Before November 7, 2006	Page 67	Yes
Table 8j	40 CFR Part 60, Subpart GGG: Standards of Performance for Equipment Leaks of VOC in Petroleum Refineries for which Construction, Reconstruction, or Modification Commenced after January 4, 1983, and on or Before November 7, 2006	Page 68	Yes
Table 8k	40 CFR Part 60, Subpart GGG: Standards of Performance for Equipment Leaks of VOC in Petroleum Refineries for which Construction, Reconstruction, or Modification Commenced after January 4, 1983, and on or Before November 7, 2006	Page 69	Yes
Table 9a	40 CFR Part 63, Subpart H: National Emission Standards for Organic Hazardous Air Pollutants for Equipment Leaks	Page 70	
Table 9b	40 CFR Part 63, Subpart H: National Emission Standards for Organic Hazardous Air Pollutants for Equipment Leaks	Page 71	
Table 9c	40 CFR Part 63, Subpart H: National Emission Standards for Organic Hazardous Air Pollutants for Equipment Leaks	Page 72	
Table 9d	40 CFR Part 63, Subpart H: National Emission Standards for Organic Hazardous Air Pollutants for Equipment Leaks	Page 73	

**Fugitive Emission Unit Attributes
Form OP-UA12
Federal Operating Permit Program
Texas Commission on Environmental Quality**

Table of Contents

Table	Regulation	Page	Data Submitted
Table 9e	40 CFR Part 63, Subpart H: National Emission Standards for Organic Hazardous Air Pollutants for Equipment Leaks	Page 74	
Table 9f	40 CFR Part 63, Subpart H: National Emission Standards for Organic Hazardous Air Pollutants for Equipment Leaks	Page 75	
Table 9g	40 CFR Part 63, Subpart H: National Emission Standards for Organic Hazardous Air Pollutants for Equipment Leaks	Page 76	
Table 10	40 CFR Part 63, Subpart I: National Emission Standards for Organic Hazardous Air Pollutants for Certain Processes Subject to the Negotiated Regulation for Equipment Leaks	Page 77	
Table 11a	40 CFR Part 61, Subpart F: National Emission Standard for Vinyl Chloride	Page 78	
Table 11b	40 CFR Part 61, Subpart F: National Emission Standard for Vinyl Chloride	Page 79	
Table 11c	40 CFR Part 61, Subpart F: National Emission Standard for Vinyl Chloride	Page 80	
Table 12a	40 CFR Part 63, Subpart CC: National Emission Standards for Hazardous Air Pollutants from Petroleum Refineries	Page 81	Yes
Table 12b	40 CFR Part 63, Subpart CC: National Emission Standards for Hazardous Air Pollutants from Petroleum Refineries	Page 82	
Table 12c	40 CFR Part 63, Subpart CC: National Emission Standards for Hazardous Air Pollutants from Petroleum Refineries	Page 83	
Table 12d	40 CFR Part 63, Subpart CC: National Emission Standards for Hazardous Air Pollutants from Petroleum Refineries	Page 84	
Table 12e	40 CFR Part 63, Subpart CC: National Emission Standards for Hazardous Air Pollutants from Petroleum Refineries	Page 85	Yes
Table 12f	40 CFR Part 63, Subpart CC: National Emission Standards for Hazardous Air Pollutants from Petroleum Refineries	Page 86	Yes
Table 12g	40 CFR Part 63, Subpart CC: National Emission Standards for Hazardous Air Pollutants from Petroleum Refineries	Page 87	Yes
Table 12h	40 CFR Part 63, Subpart CC: National Emission Standards for Hazardous Air Pollutants from Petroleum Refineries	Page 88	Yes
Table 12i	40 CFR Part 63, Subpart CC: National Emission Standards for Hazardous Air Pollutants from Petroleum Refineries	Page 89	Yes
Table 12j	40 CFR Part 63, Subpart CC: National Emission Standards for Hazardous Air Pollutants from Petroleum Refineries	Page 90	Yes
Table 12k	40 CFR Part 63, Subpart CC: National Emission Standards for Hazardous Air Pollutants from Petroleum Refineries	Page 91	Yes
Table 12l	40 CFR Part 63, Subpart CC: National Emission Standards for Hazardous Air Pollutants from Petroleum Refineries	Page 92	Yes
Table 12m	40 CFR Part 63, Subpart CC: National Emission Standards for Hazardous Air Pollutants from Petroleum Refineries	Page 93	Yes

**Fugitive Emission Unit Attributes
Form OP-UA12
Federal Operating Permit Program
Texas Commission on Environmental Quality**

Table of Contents

Table	Regulation	Page	Data Submitted
Table 12n	40 CFR Part 63, Subpart CC: National Emission Standards for Hazardous Air Pollutants from Petroleum Refineries	Page 94	Yes
Table 12o	40 CFR Part 63, Subpart CC: National Emission Standards for Hazardous Air Pollutants from Petroleum Refineries	Page 95	Yes
Table 12p	40 CFR Part 63, Subpart CC: National Emission Standards for Hazardous Air Pollutants from Petroleum Refineries	Page 96	Yes
Table 12q	40 CFR Part 63, Subpart CC: National Emission Standards for Hazardous Air Pollutants from Petroleum Refineries	Page 97	Yes
Table 13a	40 CFR Part 63, Subpart HH: National Emission Standards for Hazardous Air Pollutants from Oil and Natural Gas Production Facilities	Page 98	
Table 13b	40 CFR Part 63, Subpart HH: National Emission Standards for Hazardous Air Pollutants from Oil and Natural Gas Production Facilities	Page 99	
Table 13c	40 CFR Part 63, Subpart HH: National Emission Standards for Hazardous Air Pollutants from Oil and Natural Gas Production Facilities	Page 100	
Table 13d	40 CFR Part 63, Subpart HH: National Emission Standards for Hazardous Air Pollutants from Oil and Natural Gas Production Facilities	Page 101	
Table 13e	40 CFR Part 63, Subpart HH: National Emission Standards for Hazardous Air Pollutants from Oil and Natural Gas Production Facilities	Page 102	
Table 13f	40 CFR Part 63, Subpart HH: National Emission Standards for Hazardous Air Pollutants from Oil and Natural Gas Production Facilities	Page 103	
Table 13g	40 CFR Part 63, Subpart HH: National Emission Standards for Hazardous Air Pollutants from Oil and Natural Gas Production Facilities	Page 104	
Table 13h	40 CFR Part 63, Subpart HH: National Emission Standards for Hazardous Air Pollutants from Oil and Natural Gas Production Facilities	Page 105	
Table 13i	40 CFR Part 63, Subpart HH: National Emission Standards for Hazardous Air Pollutants from Oil and Natural Gas Production Facilities	Page 106	
Table 13j	40 CFR Part 63, Subpart HH: National Emission Standards for Hazardous Air Pollutants from Oil and Natural Gas Production Facilities	Page 107	
Table 13k	40 CFR Part 63, Subpart HH: National Emission Standards for Hazardous Air Pollutants from Oil and Natural Gas Production Facilities	Page 108	

**Fugitive Emission Unit Attributes
Form OP-UA12
Federal Operating Permit Program
Texas Commission on Environmental Quality**

Table of Contents

Table	Regulation	Page	Data Submitted
Table 13l	40 CFR Part 63, Subpart HH: National Emission Standards for Hazardous Air Pollutants from Oil and Natural Gas Production Facilities	Page 109	
Table 13m	40 CFR Part 63, Subpart HH: National Emission Standards for Hazardous Air Pollutants from Oil and Natural Gas Production Facilities	Page 110	
Table 14a	40 CFR Part 63, Subpart U: National Emission Standards for Hazardous Air Pollutant Emissions: Group I Polymers and Resins	Page 111	
Table 14b	40 CFR Part 63, Subpart U: National Emission Standards for Hazardous Air Pollutant Emissions: Group I Polymers and Resins	Page 112	
Table 14c	40 CFR Part 63, Subpart U: National Emission Standards for Hazardous Air Pollutant Emissions: Group I Polymers and Resins	Page 113	
Table 14d	40 CFR Part 63, Subpart U: National Emission Standards for Hazardous Air Pollutant Emissions: Group I Polymers and Resins	Page 114	
Table 14e	40 CFR Part 63, Subpart U: National Emission Standards for Hazardous Air Pollutant Emissions: Group I Polymers and Resins	Page 115	
Table 14f	40 CFR Part 63, Subpart U: National Emission Standards for Hazardous Air Pollutant Emissions: Group I Polymers and Resins	Page 116	
Table 14g	40 CFR Part 63, Subpart U: National Emission Standards for Hazardous Air Pollutant Emissions: Group I Polymers and Resins	Page 117	
Table 14h	40 CFR Part 63, Subpart U: National Emission Standards for Hazardous Air Pollutant Emissions: Group I Polymers and Resins	Page 118	
Table 14i	40 CFR Part 63, Subpart U: National Emission Standards for Hazardous Air Pollutant Emissions: Group I Polymers and Resins	Page 119	
Table 14j	40 CFR Part 63, Subpart U: National Emission Standards for Hazardous Air Pollutant Emissions: Group I Polymers and Resins	Page 120	
Table 14k	40 CFR Part 63, Subpart U: National Emission Standards for Hazardous Air Pollutant Emissions: Group I Polymers and Resins	Page 121	
Table 14l	40 CFR Part 63, Subpart U: National Emission Standards for Hazardous Air Pollutant Emissions: Group I Polymers and Resins	Page 122	
Table 14m	40 CFR Part 63, Subpart U: National Emission Standards for Hazardous Air Pollutant Emissions: Group I Polymers and Resins	Page 123	
Table 15a	40 CFR Part 63, Subpart JJJ: National Emission Standards for Hazardous Air Pollutant Emissions: Group IV Polymers and Resins	Page 124	
Table 15b	40 CFR Part 63, Subpart JJJ: National Emission Standards for Hazardous Air Pollutant Emissions: Group IV Polymers and Resins	Page 125	
Table 15c	40 CFR Part 63, Subpart JJJ: National Emission Standards for Hazardous Air Pollutant Emissions: Group IV Polymers and Resins	Page 126	
Table 15d	40 CFR Part 63, Subpart JJJ: National Emission Standards for Hazardous Air Pollutant Emissions: Group IV Polymers and Resins	Page 127	

**Fugitive Emission Unit Attributes
Form OP-UA12
Federal Operating Permit Program
Texas Commission on Environmental Quality**

Table of Contents

Table	Regulation	Page	Data Submitted
Table 15e	40 CFR Part 63, Subpart JJJ: National Emission Standards for Hazardous Air Pollutant Emissions: Group IV Polymers and Resins	Page 128	
Table 15f	40 CFR Part 63, Subpart JJJ: National Emission Standards for Hazardous Air Pollutant Emissions: Group IV Polymers and Resins	Page 129	
Table 15g	40 CFR Part 63, Subpart JJJ: National Emission Standards for Hazardous Air Pollutant Emissions: Group IV Polymers and Resins	Page 130	
Table 15h	40 CFR Part 63, Subpart JJJ: National Emission Standards for Hazardous Air Pollutant Emissions: Group IV Polymers and Resins	Page 131	
Table 15i	40 CFR Part 63, Subpart JJJ: National Emission Standards for Hazardous Air Pollutant Emissions: Group IV Polymers and Resins	Page 132	
Table 15j	40 CFR Part 63, Subpart JJJ: National Emission Standards for Hazardous Air Pollutant Emissions: Group IV Polymers and Resins	Page 133	
Table 15k	40 CFR Part 63, Subpart JJJ: National Emission Standards for Hazardous Air Pollutant Emissions: Group IV Polymers and Resins	Page 134	
Table 15l	40 CFR Part 63, Subpart JJJ: National Emission Standards for Hazardous Air Pollutant Emissions: Group IV Polymers and Resins	Page 135	
Table 15m	40 CFR Part 63, Subpart JJJ: National Emission Standards for Hazardous Air Pollutant Emissions: Group IV Polymers and Resins	Page 136	
Table 15n	40 CFR Part 63, Subpart JJJ: National Emission Standards for Hazardous Air Pollutant Emissions: Group IV Polymers and Resins	Page 137	
Table 16a	30 TAC Chapter 115, Subchapter H: Fugitive Emissions (HRVOC)	Page 138	Yes
Table 16b	30 TAC Chapter 115, Subchapter H: Fugitive Emissions (HRVOC)	Page 139	Yes
Table 16c	30 TAC Chapter 115, Subchapter H: Fugitive Emissions (HRVOC)	Page 140	Yes
Table 16d	30 TAC Chapter 115, Subchapter H: Fugitive Emissions (HRVOC)	Page 141	Yes
Table 16e	30 TAC Chapter 115, Subchapter H: Fugitive Emissions (HRVOC)	Page 142	Yes
Table 16f	30 TAC Chapter 115, Subchapter H: Fugitive Emissions (HRVOC)	Page 143	Yes
Table 16g	30 TAC Chapter 115, Subchapter H: Fugitive Emissions (HRVOC)	Page 144	Yes
Table 17a	40 CFR Part 60, Subpart VVa: Standards of Performance for Equipment Leaks of VOC in the Synthetic Organic Chemicals Manufacturing Industry for Which Construction, Reconstruction, or Modification Commenced After November 7, 2006	Page 145	
Table 17b	40 CFR Part 60, Subpart VVa: Standards of Performance for Equipment Leaks of VOC in the Synthetic Organic Chemicals Manufacturing Industry for Which Construction, Reconstruction, or Modification Commenced After November 7, 2006	Page 146	
Table 17c	40 CFR Part 60, Subpart VVa: Standards of Performance for Equipment Leaks of VOC in the Synthetic Organic Chemicals Manufacturing Industry for Which Construction, Reconstruction, or Modification Commenced After November 7, 2006	Page 147	

**Fugitive Emission Unit Attributes
Form OP-UA12
Federal Operating Permit Program
Texas Commission on Environmental Quality**

Table of Contents

Table	Regulation	Page	Data Submitted
Table 17d	40 CFR Part 60, Subpart VVa: Standards of Performance for Equipment Leaks of VOC in the Synthetic Organic Chemicals Manufacturing Industry for Which Construction, Reconstruction, or Modification Commenced After November 7, 2006	Page 148	
Table 17e	40 CFR Part 60, Subpart VVa: Standards of Performance for Equipment Leaks of VOC in the Synthetic Organic Chemicals Manufacturing Industry for Which Construction, Reconstruction, or Modification Commenced After November 7, 2006	Page 149	
Table 17f	40 CFR Part 60, Subpart VVa: Standards of Performance for Equipment Leaks of VOC in the Synthetic Organic Chemicals Manufacturing Industry for Which Construction, Reconstruction, or Modification Commenced After November 7, 2006	Page 150	
Table 17g	40 CFR Part 60, Subpart VVa: Standards of Performance for Equipment Leaks of VOC in the Synthetic Organic Chemicals Manufacturing Industry for Which Construction, Reconstruction, or Modification Commenced After November 7, 2006	Page 151	
Table 17h	40 CFR Part 60, Subpart VVa: Standards of Performance for Equipment Leaks of VOC in the Synthetic Organic Chemicals Manufacturing Industry for Which Construction, Reconstruction, or Modification Commenced After November 7, 2006	Page 152	
Table 17i	40 CFR Part 60, Subpart VVa: Standards of Performance for Equipment Leaks of VOC in the Synthetic Organic Chemicals Manufacturing Industry for Which Construction, Reconstruction, or Modification Commenced After November 7, 2006	Page 153	
Table 17j	40 CFR Part 60, Subpart VVa: Standards of Performance for Equipment Leaks of VOC in the Synthetic Organic Chemicals Manufacturing Industry for Which Construction, Reconstruction, or Modification Commenced After November 7, 2006	Page 154	
Table 17k	40 CFR Part 60, Subpart VVa: Standards of Performance for Equipment Leaks of VOC in the Synthetic Organic Chemicals Manufacturing Industry for Which Construction, Reconstruction, or Modification Commenced After November 7, 2006	Page 155	
Table 17l	40 CFR Part 60, Subpart VVa: Standards of Performance for Equipment Leaks of VOC in the Synthetic Organic Chemicals Manufacturing Industry for Which Construction, Reconstruction, or Modification Commenced After November 7, 2006	Page 156	
Table 18a	40 CFR Part 60, Subpart GGGa: Standards of Performance for Equipment Leaks of VOC in Petroleum Refineries for which Construction, Reconstruction, or Modification Commenced after November 7, 2006	Page 157	Yes
Table 18b	40 CFR Part 60, Subpart GGGa: Standards of Performance for Equipment Leaks of VOC in Petroleum Refineries for which Construction, Reconstruction, or Modification Commenced after November 7, 2006	Page 158	

**Fugitive Emission Unit Attributes
Form OP-UA12
Federal Operating Permit Program
Texas Commission on Environmental Quality**

Table of Contents

Table	Regulation	Page	Data Submitted
Table 18c	40 CFR Part 60, Subpart GGGa: Standards of Performance for Equipment Leaks of VOC in Petroleum Refineries for which Construction, Reconstruction, or Modification Commenced after November 7, 2006	Page 159	
Table 18d	40 CFR Part 60, Subpart GGGa: Standards of Performance for Equipment Leaks of VOC in Petroleum Refineries for which Construction, Reconstruction, or Modification Commenced after November 7, 2006	Page 160	
Table 18e	40 CFR Part 60, Subpart GGGa: Standards of Performance for Equipment Leaks of VOC in Petroleum Refineries for which Construction, Reconstruction, or Modification Commenced after November 7, 2006	Page 161	
Table 18f	40 CFR Part 60, Subpart GGGa: Standards of Performance for Equipment Leaks of VOC in Petroleum Refineries for which Construction, Reconstruction, or Modification Commenced after November 7, 2006	Page 162	
Table 18g	40 CFR Part 60, Subpart GGGa: Standards of Performance for Equipment Leaks of VOC in Petroleum Refineries for which Construction, Reconstruction, or Modification Commenced after November 7, 2006	Page 163	
Table 18h	40 CFR Part 60, Subpart GGGa: Standards of Performance for Equipment Leaks of VOC in Petroleum Refineries for which Construction, Reconstruction, or Modification Commenced after November 7, 2006	Page 164	
Table 18i	40 CFR Part 60, Subpart GGGa: Standards of Performance for Equipment Leaks of VOC in Petroleum Refineries for which Construction, Reconstruction, or Modification Commenced after November 7, 2006	Page 165	
Table 18j	40 CFR Part 60, Subpart GGGa: Standards of Performance for Equipment Leaks of VOC in Petroleum Refineries for which Construction, Reconstruction, or Modification Commenced after November 7, 2006	Page 166	
Table 18k	40 CFR Part 60, Subpart GGGa: Standards of Performance for Equipment Leaks of VOC in Petroleum Refineries for which Construction, Reconstruction, or Modification Commenced after November 7, 2006	Page 167	
Table 18l	40 CFR Part 60, Subpart GGGa: Standards of Performance for Equipment Leaks of VOC in Petroleum Refineries for which Construction, Reconstruction, or Modification Commenced after November 7, 2006	Page 168	
Table 19a	40 CFR Part 60, Subpart OOOOa: Standards of Performance for Crude Oil and Natural Gas Facilities for which Construction, Modification or Reconstruction Commenced After September 18, 2015	Page 169	
Table 19b	40 CFR Part 60, Subpart OOOOa: Standards of Performance for Crude Oil and Natural Gas Facilities for which Construction, Modification or Reconstruction Commenced After September 18, 2015	Page 170	

**Fugitive Emission Unit Attributes
Form OP-UA12
Federal Operating Permit Program
Texas Commission on Environmental Quality**

Table of Contents

Table	Regulation	Page	Data Submitted
Table 19c	40 CFR Part 60, Subpart OOOOa: Standards of Performance for Crude Oil and Natural Gas Facilities for which Construction, Modification or Reconstruction Commenced After September 18, 2015	Page 171	
Table 19d	40 CFR Part 60, Subpart OOOOa: Standards of Performance for Crude Oil and Natural Gas Facilities for which Construction, Modification or Reconstruction Commenced After September 18, 2015	Page 172	
Table 19e	40 CFR Part 60, Subpart OOOOa: Standards of Performance for Crude Oil and Natural Gas Facilities for which Construction, Modification or Reconstruction Commenced After September 18, 2015	Page 173	
Table 19f	40 CFR Part 60, Subpart OOOOa: Standards of Performance for Crude Oil and Natural Gas Facilities for which Construction, Modification or Reconstruction Commenced After September 18, 2015	Page 174	
Table 19g	40 CFR Part 60, Subpart OOOOa: Standards of Performance for Crude Oil and Natural Gas Facilities for which Construction, Modification or Reconstruction Commenced After September 18, 2015	Page 175	
Table 19h	40 CFR Part 60, Subpart OOOOa: Standards of Performance for Crude Oil and Natural Gas Facilities for which Construction, Modification or Reconstruction Commenced After September 18, 2015	Page 176	
Table 19i	40 CFR Part 60, Subpart OOOOa: Standards of Performance for Crude Oil and Natural Gas Facilities for which Construction, Modification or Reconstruction Commenced After September 18, 2015	Page 177	
Table 19j	40 CFR Part 60, Subpart OOOOa: Standards of Performance for Crude Oil and Natural Gas Facilities for which Construction, Modification or Reconstruction Commenced After September 18, 2015	Page 178	
Table 19k	40 CFR Part 60, Subpart OOOOa: Standards of Performance for Crude Oil and Natural Gas Facilities for which Construction, Modification or Reconstruction Commenced After September 18, 2015	Page 179	
Table 19l	40 CFR Part 60, Subpart OOOOa: Standards of Performance for Crude Oil and Natural Gas Facilities for which Construction, Modification or Reconstruction Commenced After September 18, 2015	Page 180	
Table 19m	40 CFR Part 60, Subpart OOOOa: Standards of Performance for Crude Oil and Natural Gas Facilities for which Construction, Modification or Reconstruction Commenced After September 18, 2015	Page 181	
Table 19n	40 CFR Part 60, Subpart OOOOa: Standards of Performance for Crude Oil and Natural Gas Facilities for which Construction, Modification or Reconstruction Commenced After September 18, 2015	Page 182	
Table 19o	40 CFR Part 60, Subpart OOOOa: Standards of Performance for Crude Oil and Natural Gas Facilities for which Construction, Modification or Reconstruction Commenced After September 18, 2015	Page 183	
Table 19p	40 CFR Part 60, Subpart OOOOa: Standards of Performance for Crude Oil and Natural Gas Facilities for which Construction, Modification or Reconstruction Commenced After September 18, 2015	Page 184	

**Fugitive Emission Unit Attributes
Form OP-UA12
Federal Operating Permit Program
Texas Commission on Environmental Quality**

Table of Contents

Table	Regulation	Page	Data Submitted
Table 20a	40 CFR Part 60, Subpart OOOO: Standards of Performance for Crude Oil and Natural Gas Facilities for which Construction, Modification, or Reconstruction Commenced After August 23, 2011, and on or before September 18, 2015	Page 185	
Table 20b	40 CFR Part 60, Subpart OOOO: Standards of Performance for Crude Oil and Natural Gas Facilities for which Construction, Modification, or Reconstruction Commenced After August 23, 2011, and on or before September 18, 2015	Page 186	
Table 20c	40 CFR Part 60, Subpart OOOO: Standards of Performance for Crude Oil and Natural Gas Facilities for which Construction, Modification, or Reconstruction Commenced After August 23, 2011, and on or before September 18, 2015	Page 187	
Table 20d	40 CFR Part 60, Subpart OOOO: Standards of Performance for Crude Oil and Natural Gas Facilities for which Construction, Modification, or Reconstruction Commenced After August 23, 2011, and on or before September 18, 2015	Page 188	
Table 20e	40 CFR Part 60, Subpart OOOO: Standards of Performance for Crude Oil and Natural Gas Facilities for which Construction, Modification, or Reconstruction Commenced After August 23, 2011, and on or before September 18, 2015	Page 189	
Table 20f	40 CFR Part 60, Subpart OOOO: Standards of Performance for Crude Oil and Natural Gas Facilities for which Construction, Modification, or Reconstruction Commenced After August 23, 2011, and on or before September 18, 2015	Page 190	
Table 20g	40 CFR Part 60, Subpart OOOO: Standards of Performance for Crude Oil and Natural Gas Facilities for which Construction, Modification, or Reconstruction Commenced After August 23, 2011, and on or before September 18, 2015	Page 191	
Table 20h	40 CFR Part 60, Subpart OOOO: Standards of Performance for Crude Oil and Natural Gas Facilities for which Construction, Modification, or Reconstruction Commenced After August 23, 2011, and on or before September 18, 2015	Page 192	
Table 20i	40 CFR Part 60, Subpart OOOO: Standards of Performance for Crude Oil and Natural Gas Facilities for which Construction, Modification, or Reconstruction Commenced After August 23, 2011, and on or before September 18, 2015	Page 193	
Table 20j	40 CFR Part 60, Subpart OOOO: Standards of Performance for Crude Oil and Natural Gas Facilities for which Construction, Modification, or Reconstruction Commenced After August 23, 2011, and on or before September 18, 2015	Page 194	
Table 20k	40 CFR Part 60, Subpart OOOO: Standards of Performance for Crude Oil and Natural Gas Facilities for which Construction, Modification, or Reconstruction Commenced After August 23, 2011, and on or before September 18, 2015	Page 195	

**Fugitive Emission Unit Attributes
Form OP-UA12
Federal Operating Permit Program
Texas Commission on Environmental Quality**

Table of Contents

Table	Regulation	Page	Data Submitted
Table 20l	40 CFR Part 60, Subpart OOOO: Standards of Performance for Crude Oil and Natural Gas Facilities for which Construction, Modification, or Reconstruction Commenced After August 23, 2011, and on or before September 18, 2015	Page 196	
Table 20m	40 CFR Part 60, Subpart OOOO: Standards of Performance for Crude Oil and Natural Gas Facilities for which Construction, Modification, or Reconstruction Commenced After August 23, 2011, and on or before September 18, 2015	Page 197	
Table 20n	40 CFR Part 60, Subpart OOOO: Standards of Performance for Crude Oil and Natural Gas Facilities for which Construction, Modification, or Reconstruction Commenced After August 23, 2011, and on or before September 18, 2015	Page 198	
Table 20o	40 CFR Part 60, Subpart OOOO: Standards of Performance for Crude Oil and Natural Gas Facilities for which Construction, Modification, or Reconstruction Commenced After August 23, 2011, and on or before September 18, 2015	Page 199	
Table 21a	40 CFR Part 63, Subpart GGGGG: National Emission Standards for Hazardous Air Pollutants: Site Remediation	Page 200	
Table 21b	40 CFR Part 63, Subpart GGGGG: National Emission Standards for Hazardous Air Pollutants: Site Remediation	Page 201	
Table 21c	40 CFR Part 63, Subpart GGGGG: National Emission Standards for Hazardous Air Pollutants: Site Remediation	Page 202	
Table 21d	40 CFR Part 63, Subpart GGGGG: National Emission Standards for Hazardous Air Pollutants: Site Remediation	Page 203	
Table 21e	40 CFR Part 63, Subpart GGGGG: National Emission Standards for Hazardous Air Pollutants: Site Remediation	Page 204	
Table 21f	40 CFR Part 63, Subpart GGGGG: National Emission Standards for Hazardous Air Pollutants: Site Remediation	Page 205	
Table 21g	40 CFR Part 63, Subpart GGGGG: National Emission Standards for Hazardous Air Pollutants: Site Remediation	Page 206	
Table 21h	40 CFR Part 63, Subpart GGGGG: National Emission Standards for Hazardous Air Pollutants: Site Remediation	Page 207	
Table 21i	40 CFR Part 63, Subpart GGGGG: National Emission Standards for Hazardous Air Pollutants: Site Remediation	Page 208	
Table 21j	40 CFR Part 63, Subpart GGGGG: National Emission Standards for Hazardous Air Pollutants: Site Remediation	Page 209	
Table 21k	40 CFR Part 63, Subpart GGGGG: National Emission Standards for Hazardous Air Pollutants: Site Remediation	Page 210	
Table 21l	40 CFR Part 63, Subpart GGGGG: National Emission Standards for Hazardous Air Pollutants: Site Remediation	Page 211	
Table 21m	40 CFR Part 63, Subpart GGGGG: National Emission Standards for Hazardous Air Pollutants: Site Remediation	Page 212	

**Fugitive Emission Unit Attributes
Form OP-UA12
Federal Operating Permit Program
Texas Commission on Environmental Quality**

Table of Contents

Table	Regulation	Page	Data Submitted
Table 21n	40 CFR Part 63, Subpart GGGGG: National Emission Standards for Hazardous Air Pollutants: Site Remediation	Page 213	
Table 21o	40 CFR Part 63, Subpart GGGGG: National Emission Standards for Hazardous Air Pollutants: Site Remediation	Page 214	
Table 21p	40 CFR Part 63, Subpart GGGGG: National Emission Standards for Hazardous Air Pollutants: Site Remediation	Page 215	
Table 21q	40 CFR Part 63, Subpart GGGGG: National Emission Standards for Hazardous Air Pollutants: Site Remediation	Page 216	
Table 21r	40 CFR Part 63, Subpart GGGGG: National Emission Standards for Hazardous Air Pollutants: Site Remediation	Page 217	
Table 21s	40 CFR Part 63, Subpart GGGGG: National Emission Standards for Hazardous Air Pollutants: Site Remediation	Page 218	
Table 21t	40 CFR Part 63, Subpart GGGGG: National Emission Standards for Hazardous Air Pollutants: Site Remediation	Page 219	
Table 21u	40 CFR Part 63, Subpart GGGGG: National Emission Standards for Hazardous Air Pollutants: Site Remediation	Page 220	
Table 21v	40 CFR Part 63, Subpart GGGGG: National Emission Standards for Hazardous Air Pollutants: Site Remediation	Page 221	
Table 21w	40 CFR Part 63, Subpart GGGGG: National Emission Standards for Hazardous Air Pollutants: Site Remediation	Page 222	
Table 21x	40 CFR Part 63, Subpart GGGGG: National Emission Standards for Hazardous Air Pollutants: Site Remediation	Page 223	
Table 21y	40 CFR Part 63, Subpart GGGGG: National Emission Standards for Hazardous Air Pollutants: Site Remediation	Page 224	
Table 21z	40 CFR Part 63, Subpart GGGGG: National Emission Standards for Hazardous Air Pollutants: Site Remediation	Page 225	
Table 21aa	40 CFR Part 63, Subpart GGGGG: National Emission Standards for Hazardous Air Pollutants: Site Remediation	Page 226	
Table 22a	30 TAC Chapter 115, Subchapter B, Division 7: Oil and Natural Gas Service in Ozone Nonattainment Areas	Page 227	
Table 22b	30 TAC Chapter 115, Subchapter B, Division 7: Oil and Natural Gas Service in Ozone Nonattainment Areas	Page 228	
Table 22c	30 TAC Chapter 115, Subchapter B, Division 7: Oil and Natural Gas Service in Ozone Nonattainment Areas	Page 229	
Table 22d	30 TAC Chapter 115, Subchapter B, Division 7: Oil and Natural Gas Service in Ozone Nonattainment Areas	Page 230	
Table 22e	30 TAC Chapter 115, Subchapter B, Division 7: Oil and Natural Gas Service in Ozone Nonattainment Areas	Page 231	
Table 22f	30 TAC Chapter 115, Subchapter B, Division 7: Oil and Natural Gas Service in Ozone Nonattainment Areas	Page 232	

**Fugitive Emission Unit Attributes
Form OP-UA12
Federal Operating Permit Program
Texas Commission on Environmental Quality**

Table of Contents

Table	Regulation	Page	Data Submitted
Table 22g	30 TAC Chapter 115, Subchapter B, Division 7: Oil and Natural Gas Service in Ozone Nonattainment Areas	Page 233	
Table 22h	30 TAC Chapter 115, Subchapter B, Division 7: Oil and Natural Gas Service in Ozone Nonattainment Areas	Page 234	
Table 22i	30 TAC Chapter 115, Subchapter B, Division 7: Oil and Natural Gas Service in Ozone Nonattainment Areas	Page 235	
Table 22j	30 TAC Chapter 115, Subchapter B, Division 7: Oil and Natural Gas Service in Ozone Nonattainment Areas	Page 236	
Table 22k	30 TAC Chapter 115, Subchapter B, Division 7: Oil and Natural Gas Service in Ozone Nonattainment Areas	Page 237	
Table 22l	30 TAC Chapter 115, Subchapter B, Division 7: Oil and Natural Gas Service in Ozone Nonattainment Areas	Page 238	
Table 22m	30 TAC Chapter 115, Subchapter B, Division 7: Oil and Natural Gas Service in Ozone Nonattainment Areas	Page 239	
Table 22n	30 TAC Chapter 115, Subchapter B, Division 7: Oil and Natural Gas Service in Ozone Nonattainment Areas	Page 240	
Table 22o	30 TAC Chapter 115, Subchapter B, Division 7: Oil and Natural Gas Service in Ozone Nonattainment Areas	Page 241	
Table 23a	40 CFR Part 63, Subpart EEEE: National Emission Standards for Hazardous Air Pollutants: Organic Liquids Distribution (Non-Gasoline)	Page 242	
Table 23b	40 CFR Part 63, Subpart EEEE: National Emission Standards for Hazardous Air Pollutants: Organic Liquids Distribution (Non-Gasoline)	Page 243	
Table 23c	40 CFR Part 63, Subpart EEEE: National Emission Standards for Hazardous Air Pollutants: Organic Liquids Distribution (Non-Gasoline)	Page 244	
Table 23d	40 CFR Part 63, Subpart EEEE: National Emission Standards for Hazardous Air Pollutants: Organic Liquids Distribution (Non-Gasoline)	Page 245	
Table 23e	40 CFR Part 63, Subpart EEEE: National Emission Standards for Hazardous Air Pollutants: Organic Liquids Distribution (Non-Gasoline)	Page 246	
Table 23f	40 CFR Part 63, Subpart EEEE: National Emission Standards for Hazardous Air Pollutants: Organic Liquids Distribution (Non-Gasoline)	Page 247	
Table 23g	40 CFR Part 63, Subpart EEEE: National Emission Standards for Hazardous Air Pollutants: Organic Liquids Distribution (Non-Gasoline)	Page 248	
Table 23h	40 CFR Part 63, Subpart EEEE: National Emission Standards for Hazardous Air Pollutants: Organic Liquids Distribution (Non-Gasoline)	Page 249	
Table 23i	40 CFR Part 63, Subpart EEEE: National Emission Standards for Hazardous Air Pollutants: Organic Liquids Distribution (Non-Gasoline)	Page 250	

**Fugitive Emission Unit Attributes
Federal Operating Permit Program
Texas Commission on Environmental Quality**

**Form OP-SUM - Individual Unit Summary
Table 1**

Unit AI	Revision No.	Unit ID No.	Group ID No.	Unit Name/Description	CAM	PCA AI	Preconstruction Authorization (PCA) Category	Authorization/Registration Number	Permit By Rule (PBR) Number	PBR Effective Date
		21FUG	GRP-FUG	ISOOCTENE UNIT FUGITIVES			NSR Permit	2501A		
		21FUG	GRP-FUG	ISOOCTENE UNIT FUGITIVES			PSD	PSDTX767M2		
		22AFUG	GRP-FUG	BHT FUGITIVES			NSR Permit	2501A		
		22AFUG	GRP-FUG	BHT FUGITIVES			PSD	PSDTX767M2		
		22BFUG	GRP-FUG	O2 GAS PLANT FUGITIVES			NSR Permit	2501A		
		22BFUG	GRP-FUG	O2 GAS PLANT FUGITIVES			PSD	PSDTX767M2		
		22FUG	GRP-FUG	ALKYLATION UNIT			NSR Permit	2501A		
		22FUG	GRP-FUG	ALKYLATION UNIT			PSD	PSDTX767M2		
		22FUG	GRP-FUG	ALKYLATION UNIT			PBR	78537	106.261	11/01/2003
		23FUG	GRP-FUG	CRUDE UNIT FUGITIVES			NSR Permit	2501A		
		23FUG	GRP-FUG	CRUDE UNIT FUGITIVES			PSD	PSDTX767M2		
		23FUG	GRP-FUG	CRUDE UNIT FUGITIVES			PBR	73824	106.261	11/01/2003
		27AFUG	GRP-FUG	"C" UNIFIER FUGITIVES			NSR Permit	2501A		
		27AFUG	GRP-FUG	"C" UNIFIER FUGITIVES			PSD	PSDTX767M2		
		27FUG	GRP-FUG	PLATFORMER FUGITIVES			NSR Permit	2501A		
		27FUG	GRP-FUG	PLATFORMER FUGITIVES			PSD	PSDTX767M2		
		27FUG	GRP-FUG	PLATFORMER FUGITIVES			PBR	73824	106.261	11/01/2003
		28FUG	GRP-FUG	"A" UNIFIER FUGITIVES			NSR Permit	2501A		

**Fugitive Emission Unit Attributes
Federal Operating Permit Program
Texas Commission on Environmental Quality**

**Form OP-SUM - Individual Unit Summary
Table 1**

Unit AI	Revision No.	Unit ID No.	Group ID No.	Unit Name/Description	CAM	PCA AI	Preconstruction Authorization (PCA) Category	Authorization/Registration Number	Permit By Rule (PBR) Number	PBR Effective Date
		28FUG	GRP-FUG	"A" UNIFIER FUGITIVES			PSD	PSDTX767M2		
		28FUG	GRP-FUG	"A" UNIFIER FUGITIVES			PBR	73824	106.261	11/01/2003
		29FUG	GRP-FUG	"B" UNIFIER FUGITIVES			NSR Permit	2501A		
		29FUG	GRP-FUG	"B" UNIFIER FUGITIVES			PSD	PSDTX767M2		
		30FUG	GRP-FUG	REFINERY FLARE AND FL GAS RECOVERY UNIT FUG			NSR Permit	2501A		
		30FUG	GRP-FUG	REFINERY FLARE AND FL GAS RECOVERY UNIT FUG			PSD	PSDTX767M2		
		32FUG	GRP-FUG	ALKYLATION UNIT NO. 2 FUGITIVE COMPONENTS			NSR Permit	124424		
		39FUG	GRP-FUG	UNIT 39 SRU FUGITIVES			NSR Permit	2501A		
		39FUG	GRP-FUG	UNIT 39 SRU FUGITIVES			PSD	PSDTX767M2		
		40FUG	GRP-FUG	ULSD UNIT FUGITIVES			NSR Permit	2501A		
		40FUG	GRP-FUG	ULSD UNIT FUGITIVES			PSD	PSDTX767M2		
		41FUG	GRP-FUG	"D" UNIFIER FUGITIVES			NSR Permit	2501A		
		41FUG	GRP-FUG	"D" UNIFIER FUGITIVES			PSD	PSDTX767M2		
		41FUG	GRP-FUG	"D" UNIFIER FUGITIVES			PBR	73824	106.261	11/01/2003

**Fugitive Emission Unit Attributes
Federal Operating Permit Program
Texas Commission on Environmental Quality**

**Form OP-SUM - Individual Unit Summary
Table 1**

Unit AI	Revision No.	Unit ID No.	Group ID No.	Unit Name/Description	CAM	PCA AI	Preconstruction Authorization (PCA) Category	Authorization/Registration Number	Permit By Rule (PBR) Number	PBR Effective Date
		42AFUG	GRP-FUG	FCC UNIT FUGITIVES			NSR Permit	2501A		
		42AFUG	GRP-FUG	FCC UNIT FUGITIVES			PSD	PSDTX767M2		
		42BFUG	GRP-FUG	FCC GAS CON UNIT FUGITIVES			NSR Permit	2501A		
		42BFUG	GRP-FUG	FCC GAS CON UNIT FUGITIVES			PSD	PSDTX767M2		
		42CFUG	GRP-FUG	FCC DEPENTANIZER UNIT FUGITIVES			NSR Permit	2501A		
		42CFUG	GRP-FUG	FCC DEPENTANIZER UNIT FUGITIVES			PSD	PSDTX767M2		
		42FUG	GRP-FUG	FCC CAT GAS UNIT FUGITIVES			NSR Permit	2501A		
		42FUG	GRP-FUG	FCC CAT GAS UNIT FUGITIVES			PSD	PSDTX767M2		
		42FUG	GRP-FUG	FCC CAT GAS UNIT FUGITIVES			PBR	73824	106.261	11/01/2003
		43AFUG	GRP-FUG	FCC MEROX UNIT FUGITIVES			NSR Permit	2501A		
		43AFUG	GRP-FUG	FCC MEROX UNIT FUGITIVES			PSD	PSDTX767M2		
		43FUG	GRP-FUG	FCC PROPYLENE UNIT FUGITIVES			NSR Permit	2501A		
		43FUG	GRP-FUG	FCC PROPYLENE UNIT FUGITIVES			PSD	PSDTX767M2		
		44AFUG	GRP-FUG	SATS GAS FUGITIVES			NSR Permit	2501A		
		44AFUG	GRP-FUG	SATS GAS FUGITIVES			PSD	PSDTX767M2		
		44AFUG	GRP-FUG	SATS GAS FUGITIVES			PBR	73824	106.261	11/01/2003
		44FUG	GRP-FUG	ROSE FUGITIVES			NSR Permit	2501A		
		44FUG	GRP-FUG	ROSE FUGITIVES			PSD	PSDTX767M2		
		44FUG	GRP-FUG	ROSE FUGITIVES			PBR	73824	106.261	11/01/2003
		45AFUG	GRP-FUG	SWS UNIT FUGITIVES			NSR Permit	2501A		

**Fugitive Emission Unit Attributes
Federal Operating Permit Program
Texas Commission on Environmental Quality**

**Form OP-SUM - Individual Unit Summary
Table 1**

Unit AI	Revision No.	Unit ID No.	Group ID No.	Unit Name/Description	CAM	PCA AI	Preconstruction Authorization (PCA) Category	Authorization/Registration Number	Permit By Rule (PBR) Number	PBR Effective Date
		45AFUG	GRP-FUG	SWS UNIT FUGITIVES			PSD	PSDTX767M2		
		45AFUG	GRP-FUG	SWS UNIT FUGITIVES			PBR	84930	106.261	11/01/2003
		45FUG	GRP-FUG	AMINE UNIT FUGITIVES			NSR Permit	2501A		
		45FUG	GRP-FUG	AMINE UNIT FUGITIVES			PSD	PSDTX767M2		
		45FUG	GRP-FUG	AMINE UNIT FUGITIVES			PBR	84930	106.261	11/01/2003
		46FUG	GRP-FUG	UNIT 46 SRU FUGITIVES			NSR Permit	2501A		
		46FUG	GRP-FUG	UNIT 46 SRU FUGITIVES			PSD	PSDTX767M2		
		46FUG	GRP-FUG	UNIT 46 SRU FUGITIVES			PBR	84930	106.261	11/01/2003
		47FUG	GRP-FUG	WASTEWATER TREATER FUGITIVES			NSR Permit	2501A		
		47FUG	GRP-FUG	WASTEWATER TREATER FUGITIVES			PSD	PSDTX767M2		
		50FUG	GRP-FUG	BOILERS NO. 2 AND NO. 3 FUGITIVES			NSR Permit	2501A		
		50FUG	GRP-FUG	BOILERS NO. 2 AND NO. 3 FUGITIVES			PSD	PSDTX767M2		
		81FUG	GRP-FUG	BOILERHOUSE UNIT FUGITIVES			NSR Permit	2501A		
		81FUG	GRP-FUG	BOILERHOUSE UNIT FUGITIVES			PSD	PSDTX767M2		
		90AFUG	GRP-FUG	CRUDE TANK FARM FUGITIVES			NSR Permit	2501A		
		90AFUG	GRP-FUG	CRUDE TANK FARM FUGITIVES			PSD	PSDTX767M2		

**Fugitive Emission Unit Attributes
Federal Operating Permit Program
Texas Commission on Environmental Quality**

**Form OP-SUM - Individual Unit Summary
Table 1**

Unit AI	Revision No.	Unit ID No.	Group ID No.	Unit Name/Description	CAM	PCA AI	Preconstruction Authorization (PCA) Category	Authorization/Registration Number	Permit By Rule (PBR) Number	PBR Effective Date
		90BFUG	GRP-FUG	16-ACRE TANK FARM FUGITIVES			NSR Permit	2501A		
		90BFUG	GRP-FUG	16-ACRE TANK FARM FUGITIVES			PSD	PSDTX767M2		
		90CFUG	GRP-FUG	REFRIGERATED STORAGE FUGITIVES			NSR Permit	2501A		
		90CFUG	GRP-FUG	REFRIGERATED STORAGE FUGITIVES			PSD	PSDTX767M2		
		90FUG	GRP-FUG	"A" TANK FARM FUGITIVES			NSR Permit	2501A		
		90FUG	GRP-FUG	"A" TANK FARM FUGITIVES			PSD	PSDTX767M2		
		90FUG	GRP-FUG	"A" TANK FARM FUGITIVES			PBR	104999	106.261	03/14/1997
		90FUG	GRP-FUG	"A" TANK FARM FUGITIVES			PBR	73824	106.261	11/01/2003
		91BFUG	GRP-FUG	900-GROUP TANK FARM FUGITIVES			NSR Permit	2501A		
		91BFUG	GRP-FUG	900-GROUP TANK FARM FUGITIVES			PSD	PSDTX767M2		
		91FUG	GRP-FUG	300-GROUP TANK FARM FUGITIVES			NSR Permit	2501A		
		91FUG	GRP-FUG	300-GROUP TANK FARM FUGITIVES			PSD	PSDTX767M2		
		96FUG		RECOVERY WELL SYSTEM FUGITIVES			NSR Permit	2501A		
		96FUG		RECOVERY WELL SYSTEM FUGITIVES			PSD	PSDTX767M2		
		96FUG		RECOVERY WELL SYSTEM FUGITIVES			PBR		106.533	07/04/2004

**Fugitive Emission Unit Attributes
Form OP-UA12
Federal Operating Permit Program
Texas Commission on Environmental Quality**

**Table 2a: Title 30 Texas Administrative Code Chapter 115 (30 TAC Chapter 115)
Subchapter D: Fugitive Emission Control in Petroleum Refining, Natural Gas/Gasoline Processing, and Petrochemical Processes in Ozone
Nonattainment Areas**

Unit ID No.	SOP/GOP Index No.	Title 30 TAC §115.352 Applicable	< 250 Components at Site	Weight Percent VOC	Reciprocating Compressors or Positive Displacement Pumps
GRP-FUG	R5352-FUG	PETCHEM	NO	10B	YES

[Go to the Table of Contents](#)

**Fugitive Emission Unit Attributes
Form OP-UA12
Federal Operating Permit Program
Texas Commission on Environmental Quality**

**Table 2b: Title 30 Texas Administrative Code Chapter 115 (30 TAC Chapter 115)
Subchapter D: Fugitive Emission Control in Petroleum Refining, Natural Gas/Gasoline Processing, and Petrochemical Processes in Ozone
Nonattainment Areas**

Unit ID No.	SOP/GOP Index No.	Rupture Disks	Instrumentation Systems	Sampling Connection Systems	TVP ≤ 0.002 psia
GRP-FUG	R5352-FUG	NO	YES	YES	YES

[Go to the Table of Contents](#)

**Fugitive Emission Unit Attributes
Form OP-UA12
Federal Operating Permit Program
Texas Commission on Environmental Quality**

**Table 2c: Title 30 Texas Administrative Code Chapter 115 (30 TAC Chapter 115)
Subchapter D: Fugitive Emission Control in Petroleum Refining, Natural Gas/Gasoline Processing, and Petrochemical Processes in Ozone
Nonattainment Areas**

Unit ID No.	SOP Index No.	Process Drains	ACR	ACR ID No.	Complying with §115.352(1)	TVP of Process Fluid VOC ≤ 0.044 psia at 68° F	TVP of Process Fluid VOC > 0.044 psia at 68° F
GRP-FUG	R5352-FUG	YES	NO		YES	YES	YES

[Go to the Table of Contents](#)

**Fugitive Emission Unit Attributes
Form OP-UA12
Federal Operating Permit Program
Texas Commission on Environmental Quality**

**Table 2d: Title 30 Texas Administrative Code Chapter 115 (30 TAC Chapter 115)
Subchapter D: Fugitive Emission Control in Petroleum Refining, Natural Gas/Gasoline Processing, and Petrochemical Processes in Ozone
Nonattainment Areas**

Unit ID No.	SOP Index No.	Pressure Relief Valves	ACR	ACR ID No.	Complying with §115.352(1)	TVP of Process Fluid VOC ≤ 0.044 psia at 68° F	TVP of Process Fluid VOC > 0.044 psia at 68° F
GRP-FUG	R5352-FUG	YES	NO		YES	YES	YES

[Go to the Table of Contents](#)

**Fugitive Emission Unit Attributes
Form OP-UA12
Federal Operating Permit Program
Texas Commission on Environmental Quality**

**Table 2e: Title 30 Texas Administrative Code Chapter 115 (30 TAC Chapter 115)
Subchapter D: Fugitive Emission Control in Petroleum Refining, Natural Gas/Gasoline Processing, and Petrochemical Processes in Ozone
Nonattainment Areas**

Unit ID No.	SOP Index No.	Open-ended Valves and Lines	ACR	ACR ID No.	Complying with §115.352(1)	TVP of Process Fluid VOC ≤ 0.044 psia at 68° F	TVP of Process Fluid VOC > 0.044 psia at 68° F
GRP-FUG	R5352-FUG	NO					

[Go to the Table of Contents](#)

**Fugitive Emission Unit Attributes
Form OP-UA12
Federal Operating Permit Program
Texas Commission on Environmental Quality**

**Table 2f: Title 30 Texas Administrative Code Chapter 115 (30 TAC Chapter 115)
Subchapter D: Fugitive Emission Control in Petroleum Refining, Natural Gas/Gasoline Processing, and Petrochemical Processes in Ozone
Nonattainment Areas**

Unit ID No.	SOP Index No.	Valves (other than pressure relief and open-ended)	ACR	ACR ID No.	Complying with §115.352(1)	TVP of Process Fluid VOC ≤ 0.044 psia at 68° F	TVP of Process Fluid VOC > 0.044 psia at 68° F
GRP-FUG	R5352-FUG	YES	NO		YES	YES	YES

[Go to the Table of Contents](#)

**Fugitive Emission Unit Attributes
Form OP-UA12
Federal Operating Permit Program
Texas Commission on Environmental Quality**

**Table 2g: Title 30 Texas Administrative Code Chapter 115 (30 TAC Chapter 115)
Subchapter D: Fugitive Emission Control in Petroleum Refining, Natural Gas/Gasoline Processing, and Petrochemical Processes in Ozone
Nonattainment Areas**

Unit ID No.	SOP Index No.	Flanges	ACR	ACR ID No.	Complying with §115.352(1)	TVP of Process Fluid VOC ≤ 0.044 psia at 68° F	TVP of Process Fluid VOC > 0.044 psia at 68° F
GRP-FUG	R5352-FUG	YES	NO		YES	YES	YES

[Go to the Table of Contents](#)

**Fugitive Emission Unit Attributes
Form OP-UA12
Federal Operating Permit Program
Texas Commission on Environmental Quality**

**Table 2h: Title 30 Texas Administrative Code Chapter 115 (30 TAC Chapter 115)
Subchapter D: Fugitive Emission Control in Petroleum Refining, Natural Gas/Gasoline Processing, and Petrochemical Processes in Ozone
Nonattainment Areas**

Unit ID No.	SOP Index No.	Agitators	ACR	ACR ID No.	Complying with §115.352(1)	TVP of Process Fluid VOC ≤ 0.044 psia at 68° F	TVP of Process Fluid VOC > 0.044 psia at 68° F
GRP-FUG	R5352-FUG	YES	NO		YES	YES	YES

[Go to the Table of Contents](#)

**Fugitive Emission Unit Attributes
Form OP-UA12
Federal Operating Permit Program
Texas Commission on Environmental Quality**

**Table 2i: Title 30 Texas Administrative Code Chapter 115 (30 TAC Chapter 115)
Subchapter D: Fugitive Emission Control in Petroleum Refining, Natural Gas/Gasoline Processing, and Petrochemical Processes in Ozone
Nonattainment Areas**

Unit ID No.	SOP Index No.	Compressor Seals	ACR	ACR ID No.	Complying with §115.352(1)	Hydrogen Content to Exceed 50% by Volume	Shaft Seal System	TVP of Process Fluid VOC ≤ 0.044 psia at 68°F	TVP of Process Fluid VOC > 0.044 psia at 68°F
GRP-FUG	R5352-FUG	YES	NO		YES	YES	YES	YES	YES

[Go to the Table of Contents](#)

**Fugitive Emission Unit Attributes
Form OP-UA12
Federal Operating Permit Program
Texas Commission on Environmental Quality**

**Table 2j: Title 30 Texas Administrative Code Chapter 115 (30 TAC Chapter 115)
Subchapter D: Fugitive Emission Control in Petroleum Refining, Natural Gas/Gasoline Processing, and Petrochemical Processes in Ozone
Nonattainment Areas**

Unit ID No.	SOP Index No.	Pump Seals	ACR	ACR ID No.	Complying with §115.352(1)	Shaft Seal System	TVP of Process Fluid VOC ≤ 0.044 psia at 68°F	TVP of Process Fluid VOC > 0.044 psia at 68°F
GRP-FUG	R5352-FUG	YES	NO		YES	YES	YES	YES

[Go to the Table of Contents](#)

**Fugitive Emission Unit Attributes
Form OP-UA12
Federal Operating Permit Program
Texas Commission on Environmental Quality**

**Table 2k: Title 30 Texas Administrative Code Chapter 115 (30 TAC Chapter 115)
Subchapter D: Fugitive Emission Control in Petroleum Refining, Natural Gas/Gasoline Processing, and Petrochemical Processes in Ozone
Nonattainment Areas**

Unit ID No.	SOP Index No.	Components Utilizing Alternative Work Practice in §115.358	Title 30 TAC §115.358 Fugitive Unit Description
GRP-FUG	R5352-FUG	NO	Site is a petroleum refinery, synthetic organic chemical, polymer resin or methyl tert-butyl ether manufacturing process or a natural gas/gasoline processing operation as defined in 30 TAC 115.10.

[Go to the Table of Contents](#)

**Fugitive Emission Unit Attributes
Form OP-UA12
Federal Operating Permit Program
Texas Commission on Environmental Quality**

**Table 8a: Title 40 Code of Federal Regulations Part 60 (40 CFR Part 60)
Subpart GGG: Standards of Performance for Equipment Leaks of VOC in Petroleum Refineries for which Construction, Reconstruction, or
Modification Commenced after January 4, 1983, and on or Before November 7, 2006**

Unit ID No.	SOP Index No.	Construction/Modification Date	Affected Facility Covered by 40 CFR 60 Subparts VV or KKK
GRP-FUG	60GGG-FUG	83+	NO

[Go to the Table of Contents](#)

**Fugitive Emission Unit Attributes
Form OP-UA12
Federal Operating Permit Program
Texas Commission on Environmental Quality**

**Table 8b: Title 40 Code of Federal Regulations Part 60 (40 CFR Part 60)
Subpart GGG: Standards of Performance for Equipment Leaks of VOC in Petroleum Refineries for which Construction, Reconstruction, or
Modification Commenced after January 4, 1983, and on or Before November 7, 2006**

Unit ID No.	SOP Index No.	Vacuum Service	Pumps: Light Liquid Service	Pumps: EEL	Pumps: EEL ID No.	Pumps: Complying with §60.482-2	Pumps: Heavy Liquid Service	Pumps: EEL	Pumps: EEL ID No.	Pumps: Complying with §60.482-8
GRP-FUG	60GGG-FUG	NO	YES	NO		YES	YES	NO		YES

[Go to the Table of Contents](#)

**Fugitive Emission Unit Attributes
Form OP-UA12
Federal Operating Permit Program
Texas Commission on Environmental Quality**

**Table 8c: Title 40 Code of Federal Regulations Part 60 (40 CFR Part 60)
Subpart GGG: Standards of Performance for Equipment Leaks of VOC in Petroleum Refineries for which Construction, Reconstruction, or
Modification Commenced after January 4, 1983, and on or Before November 7, 2006**

Unit ID No.	SOP Index No.	Compressors: Any Compressors	Compressors: Compressors in Hydrogen Service	Compressors: Reciprocating Compressors that became an affected facility under §60.14 or §60.15	Compressors: EEL	Compressors: EEL ID No.	Compressors: Complying with §60.482-3
GRP-FUG	60GGG-FUG	YES	NO	NO	NO		YES

[Go to the Table of Contents](#)

**Fugitive Emission Unit Attributes
Form OP-UA12
Federal Operating Permit Program
Texas Commission on Environmental Quality**

**Table 8d: Title 40 Code of Federal Regulations Part 60 (40 CFR Part 60)
Subpart GGG: Standards of Performance for Equipment Leaks of VOC in Petroleum Refineries for which Construction, Reconstruction, or
Modification Commenced after January 4, 1983, and on or Before November 7, 2006**

Unit ID No.	SOP Index No.	Pressure Relief Devices: Gas/Vapor Service	Pressure Relief Devices: Light Liquid Service	Pressure Relief Devices: EEL	Pressure Relief Devices: EEL ID No.	Pressure Relief Devices: Complying with §60.482-8	Pressure Relief Devices: Heavy Liquid Service	Pressure Relief Devices: EEL	Pressure Relief Devices: EEL ID No.	Pressure Relief Devices: Complying with §60.482-8
GRP-FUG	60GGG-FUG	YES	YES	NO		YES	NO			

[Go to the Table of Contents](#)

**Fugitive Emission Unit Attributes
Form OP-UA12
Federal Operating Permit Program
Texas Commission on Environmental Quality**

Table 8e: Title 40 Code of Federal Regulations Part 60 (40 CFR Part 60)

Subpart GGG: Standards of Performance for Equipment Leaks of VOC in Petroleum Refineries for which Construction, Reconstruction, or Modification Commenced after January 4, 1983, and on or Before November 7, 2006

Unit ID No.	SOP Index No.	Sampling Connection Systems: Any Sampling Connection Systems	Sampling Connection Systems: EEL	Sampling Connection Systems: EEL ID No.	Sampling Connection Systems: Complying with §60.482-5	Open-ended Valves or Lines: Any Open-ended Valves or Lines	Open-ended Valves or Lines: Valves or Lines Containing Asphalt	Open-ended Valves or Lines: EEL	Open-ended Valves or Lines: EEL ID No.	Open-ended Valves or Lines: Complying with §60.482-6
GRP-FUG	60GGG-FUG	YES	NO		YES	NO				

[Go to the Table of Contents](#)

**Fugitive Emission Unit Attributes
Form OP-UA12
Federal Operating Permit Program
Texas Commission on Environmental Quality**

**Table 8f: Title 40 Code of Federal Regulations Part 60 (40 CFR Part 60)
Subpart GGG: Standards of Performance for Equipment Leaks of VOC in Petroleum Refineries for which Construction, Reconstruction, or
Modification Commenced after January 4, 1983, and on or Before November 7, 2006**

Unit ID No.	SOP Index No.	Valves: Gas/Vapor or Light Liquid Service	Valves: Compliance with §60.483-1	Valves: Compliance with §60.483-2	Valves: Leakless Phase III Valves	Valves: EEL	Valves: EEL ID No.	Valves: Complying with §60.482-7
GRP-FUG	60GGG-FUG	YES	NO	NO	NO	NO		YES

[Go to the Table of Contents](#)

**Fugitive Emission Unit Attributes
Form OP-UA12
Federal Operating Permit Program
Texas Commission on Environmental Quality**

**Table 8g: Title 40 Code of Federal Regulations Part 60 (40 CFR Part 60)
Subpart GGG: Standards of Performance for Equipment Leaks of VOC in Petroleum Refineries for which Construction, Reconstruction, or
Modification Commenced after January 4, 1983, and on or Before November 7, 2006**

Unit ID No.	SOP Index No.	Valves: Heavy Liquid Service	Valves: EEL	Valves: EEL ID No.	Valves: Complying with §60.482-8	Flanges and Other Connectors: Flanges and Other Connectors	Flanges and Other Connectors: EEL	Flanges and Other Connectors: EEL ID No.	Flanges and Other Connectors: Complying with §60.482-8
GRP-FUG	60GGG-FUG	YES	NO		YES	YES	NO		YES

[Go to the Table of Contents](#)

**Fugitive Emission Unit Attributes
Form OP-UA12
Federal Operating Permit Program
Texas Commission on Environmental Quality**

**Table 8h: Title 40 Code of Federal Regulations Part 60 (40 CFR Part 60)
Subpart GGG: Standards of Performance for Equipment Leaks of VOC in Petroleum Refineries for which Construction, Reconstruction, or
Modification Commenced after January 4, 1983, and on or Before November 7, 2006**

Unit ID No.	SOP Index No.	Closed-Vent Systems and Control Devices: Vapor Recovery System	Closed-Vent Systems and Control Devices: EEL	Closed-Vent Systems and Control Devices: EEL ID No.	Closed-Vent Systems and Control Devices: Complying with §60.482-10	Closed-Vent Systems and Control Devices: Control Device ID No.
GRP-FUG	60GGG-FUG	NO				

[Go to the Table of Contents](#)

**Fugitive Emission Unit Attributes
Form OP-UA12
Federal Operating Permit Program
Texas Commission on Environmental Quality**

**Table 8i: Title 40 Code of Federal Regulations Part 60 (40 CFR Part 60)
Subpart GGG: Standards of Performance for Equipment Leaks of VOC in Petroleum Refineries for which Construction, Reconstruction, or
Modification Commenced after January 4, 1983, and on or Before November 7, 2006**

Unit ID No.	SOP Index No.	Closed-Vent Systems and Control Devices: Enclosed Combustion Device	Closed-Vent Systems and Control Devices: EEL	Closed-Vent Systems and Control Devices: EEL ID No.	Closed-Vent Systems and Control Devices: Complying with §60.482-10	Closed-Vent Systems and Control Devices: Control Device ID No.
GRP-FUG	60GGG-FUG	NO				

[Go to the Table of Contents](#)

**Fugitive Emission Unit Attributes
Form OP-UA12
Federal Operating Permit Program
Texas Commission on Environmental Quality**

**Table 8j: Title 40 Code of Federal Regulations Part 60 (40 CFR Part 60)
Subpart GGG: Standards of Performance for Equipment Leaks of VOC in Petroleum Refineries for which Construction, Reconstruction, or
Modification Commenced after January 4, 1983, and on or Before November 7, 2006**

Unit ID No.	SOP Index No.	Closed-Vent Systems and Control Devices: Flare	Closed-Vent Systems and Control Devices: EEL	Closed-Vent Systems and Control Devices: EEL ID No.	Closed-Vent Systems and Control Devices: Complying with §60.482- 10	Closed-Vent Systems and Control Devices: Control Device ID No.
GRP-FUG	60GGG-FUG	NO				

[Go to the Table of Contents](#)

**Fugitive Emission Unit Attributes
Form OP-UA12
Federal Operating Permit Program
Texas Commission on Environmental Quality**

**Table 8k: Title 40 Code of Federal Regulations Part 60 (40 CFR Part 60)
Subpart GGG: Standards of Performance for Equipment Leaks of VOC in Petroleum Refineries for which Construction, Reconstruction, or
Modification Commenced after January 4, 1983, and on or Before November 7, 2006**

Unit ID No.	SOP Index No.	Closed-Vent (or Vapor Collection) Systems	EEL	EEL ID No.	Complying with §60.482-10	Title 40 CFR Part 60, Subpart GGG Fugitive Unit Description
GRP-FUG	60GGG-FUG	YES	NO		YES	Site is a petroleum refinery, synthetic organic chemical, polymer resin or methyl tert-butyl ether manufacturing process or a natural gas/gasoline processing operation as defined in 30 TAC 115.10.

[Go to the Table of Contents](#)

**Fugitive Emission Unit Attributes
Form OP-UA12
Federal Operating Permit Program
Texas Commission on Environmental Quality**

**Table 12a: Title 40 Code of Federal Regulations Part 63 (40 CFR Part 63)
Subpart CC: National Emission Standards for Hazardous Air Pollutants from Petroleum Refineries**

Unit ID No.	SOP Index No.	Existing Source	Complying With Title 40 CFR Part 60, Subpart VV	AMEL
GRP-FUG	63CC-FUG	YES	YES	
GRP-FUG	63CCVV- PRDGV01	YES	YES	
GRP-FUG	63CCVV- PRDGV02	YES	YES	
GRP-FUG	63CCVV- PRDGV03	YES	YES	
GRP-FUG	63CCVV- PRDGV04	YES	YES	
GRP-FUG	63CCVV- PRDGV05	YES	YES	
GRP-FUG	63CCVV- PRDGV06	YES	YES	
GRP-FUG	63CCVV- PRDGV07	YES	YES	
GRP-FUG	63CCVV- PRDGV08	YES	YES	
GRP-FUG	63CCVV- PRDGV09	YES	YES	
GRP-FUG	63CCVV- PRDGV10	YES	YES	
GRP-FUG	63CCVV- PRDGV11	YES	YES	
GRP-FUG	63CCVV- PRDLL01	YES	YES	
GRP-FUG	63CCVV- PRDLL02	YES	YES	
GRP-FUG	63CCVV- PRDLL03	YES	YES	

**Fugitive Emission Unit Attributes
Form OP-UA12
Federal Operating Permit Program
Texas Commission on Environmental Quality**

**Table 12a: Title 40 Code of Federal Regulations Part 63 (40 CFR Part 63)
Subpart CC: National Emission Standards for Hazardous Air Pollutants from Petroleum Refineries**

Unit ID No.	SOP Index No.	Existing Source	Complying With Title 40 CFR Part 60, Subpart VV	AMEL
GRP-FUG	63CCVV- PRDLL04	YES	YES	
GRP-FUG	63CCVV- PRDLL05	YES	YES	

[Go to the Table of Contents](#)

**Fugitive Emission Unit Attributes
Form OP-UA12
Federal Operating Permit Program
Texas Commission on Environmental Quality**

**Table 12e: Title 40 Code of Federal Regulations Part 63 (40 CFR Part 63)
Subpart CC: National Emission Standards for Hazardous Air Pollutants from Petroleum Refineries
Fugitive Unit Components Complying With MACT H**

Unit ID No.	SOP Index No.	Instrumentation Systems: Any	Closed-Vent Systems: Heavy Liquid Service	Closed-Vent Systems: Any	Closed-Vent Systems: Recovery or Recapture Devices	Closed-Vent Systems: Control Device ID No.
GRP-FUG	63CC-FUG					

[Go to the Table of Contents](#)

**Fugitive Emission Unit Attributes
Form OP-UA12
Federal Operating Permit Program
Texas Commission on Environmental Quality**

**Table 12f: Title 40 Code of Federal Regulations Part 63 (40 CFR Part 63)
Subpart CC: National Emission Standards for Hazardous Air Pollutants from Petroleum Refineries
Fugitive Unit Components Complying With MACT H**

Unit ID No.	SOP Index No.	Closed Vent Systems: Enclosed Combustion Devices	Closed Vent Systems: Control Device ID No.	Closed Vent Systems: Flares	Closed Vent Systems: Control Device ID No.	Closed Vent Systems: Bypass Lines	Closed Vent Systems: Unsafe to Inspect	Closed Vent Systems: Difficult to Inspect
GRP-FUG	63CC-FUG							

[Go to the Table of Contents](#)

**Fugitive Emission Unit Attributes
Form OP-UA12
Federal Operating Permit Program
Texas Commission on Environmental Quality**

**Table 12g: Title 40 Code of Federal Regulations Part 63 (40 CFR Part 63)
Subpart CC: National Emission Standards for Hazardous Air Pollutants from Petroleum Refineries
Fugitive Unit Components Complying With NSPS VV**

Unit ID No.	SOP Index No.	Any: Vacuum Service	Pumps: Light Liquid Service	Pumps: EEL	Pumps: EEL ID No.	Pumps: Complying with §60.482- 2	Pumps: Heavy Liquid Service	Pumps: EEL	Pumps: EEL ID No.	Pumps: Complying with §60.482- 8
GRP-FUG	63CCVV- PRDLL04									
GRP-FUG	63CCVV- PRDLL05									

[Go to the Table of Contents](#)

**Fugitive Emission Unit Attributes
Form OP-UA12
Federal Operating Permit Program
Texas Commission on Environmental Quality**

**Table 12h: Title 40 Code of Federal Regulations Part 63 (40 CFR Part 63)
Subpart CC: National Emission Standards for Hazardous Air Pollutants from Petroleum Refineries
Fugitive Unit Components Complying With NSPS VV**

Unit ID No.	SOP Index No.	Compressors: Hydrogen Service	Compressors: Not in Hydrogen Service	Compressors: EEL	Compressors: EEL ID No.	Compressors: Complying with §60.482- 3
GRP-FUG	63CC-FUG	NO	YES	NO		YES
GRP-FUG	63CCVV- PRDGV01					
GRP-FUG	63CCVV- PRDGV02					
GRP-FUG	63CCVV- PRDGV03					
GRP-FUG	63CCVV- PRDGV04					
GRP-FUG	63CCVV- PRDGV05					
GRP-FUG	63CCVV- PRDGV06					
GRP-FUG	63CCVV- PRDGV07					
GRP-FUG	63CCVV- PRDGV08					
GRP-FUG	63CCVV- PRDGV09					
GRP-FUG	63CCVV- PRDGV10					
GRP-FUG	63CCVV- PRDGV11					
GRP-FUG	63CCVV- PRDLL01					
GRP-FUG	63CCVV- PRDLL02					
GRP-FUG	63CCVV- PRDLL03					

**Fugitive Emission Unit Attributes
Form OP-UA12
Federal Operating Permit Program
Texas Commission on Environmental Quality**

**Table 12h: Title 40 Code of Federal Regulations Part 63 (40 CFR Part 63)
Subpart CC: National Emission Standards for Hazardous Air Pollutants from Petroleum Refineries
Fugitive Unit Components Complying With NSPS VV**

Unit ID No.	SOP Index No.	Compressors: Hydrogen Service	Compressors: Not in Hydrogen Service	Compressors: EEL	Compressors: EEL ID No.	Compressors: Complying with §60.482- 3
GRP-FUG	63CCVV- PRDLL04					
GRP-FUG	63CCVV- PRDLL05					

[Go to the Table of Contents](#)

**Fugitive Emission Unit Attributes
Form OP-UA12
Federal Operating Permit Program
Texas Commission on Environmental Quality**

**Table 12i: Title 40 Code of Federal Regulations Part 63 (40 CFR Part 63)
Subpart CC: National Emission Standards for Hazardous Air Pollutants from Petroleum Refineries
Fugitive Unit Components Complying With NSPS VV**

Unit ID No.	SOP Index No.	Pressure Relief Devices: Gas/Vapor Service	Pressure Relief Devices: Light Liquid Service	Pressure Relief Devices: EEL	Pressure Relief Devices: EEL ID No.	Pressure Relief Devices: Complying with §60.482- 8
GRP-FUG	63CC-FUG	NO	NO			
GRP-FUG	63CCVV- PRDGV01	YES		NO		YES
GRP-FUG	63CCVV- PRDGV02	YES		NO		YES
GRP-FUG	63CCVV- PRDGV03	YES		NO		YES
GRP-FUG	63CCVV- PRDGV04	YES		NO		YES
GRP-FUG	63CCVV- PRDGV05	YES		NO		YES
GRP-FUG	63CCVV- PRDGV06	YES		NO		YES
GRP-FUG	63CCVV- PRDGV07	YES		NO		YES
GRP-FUG	63CCVV- PRDGV08	YES		NO		YES
GRP-FUG	63CCVV- PRDGV09	YES		NO		YES
GRP-FUG	63CCVV- PRDGV10	YES		NO		YES
GRP-FUG	63CCVV- PRDGV11	YES		NO		YES
GRP-FUG	63CCVV- PRDLL01		YES	NO		YES
GRP-FUG	63CCVV- PRDLL02		YES	NO		YES
GRP-FUG	63CCVV- PRDLL03		YES	NO		YES

**Fugitive Emission Unit Attributes
Form OP-UA12
Federal Operating Permit Program
Texas Commission on Environmental Quality**

**Table 12i: Title 40 Code of Federal Regulations Part 63 (40 CFR Part 63)
Subpart CC: National Emission Standards for Hazardous Air Pollutants from Petroleum Refineries
Fugitive Unit Components Complying With NSPS VV**

Unit ID No.	SOP Index No.	Pressure Relief Devices: Gas/Vapor Service	Pressure Relief Devices: Light Liquid Service	Pressure Relief Devices: EEL	Pressure Relief Devices: EEL ID No.	Pressure Relief Devices: Complying with §60.482- 8
GRP-FUG	63CCVV- PRDLL04		YES	NO		YES
GRP-FUG	63CCVV- PRDLL05		YES	NO		YES

[Go to the Table of Contents](#)

**Fugitive Emission Unit Attributes
Form OP-UA12
Federal Operating Permit Program
Texas Commission on Environmental Quality**

**Table 12j: Title 40 Code of Federal Regulations Part 63 (40 CFR Part 63)
Subpart CC: National Emission Standards for Hazardous Air Pollutants from Petroleum Refineries
Fugitive Unit Components Complying With NSPS VV**

Unit ID No.	SOP Index No.	Pressure Relief Devices: Heavy Liquid Service	Pressure Relief Devices: EEL	Pressure Relief Devices: EEL ID No.	Pressure Relief Devices: Complying with §60.482-8	Sampling Connection Systems	EEL	EEL ID No.	Complying with §60.482-5
GRP-FUG	63CCVV-PRDLL03								
GRP-FUG	63CCVV-PRDLL04								
GRP-FUG	63CCVV-PRDLL05								

[Go to the Table of Contents](#)

**Fugitive Emission Unit Attributes
Form OP-UA12
Federal Operating Permit Program
Texas Commission on Environmental Quality**

**Table 12k: Title 40 Code of Federal Regulations Part 63 (40 CFR Part 63)
Subpart CC: National Emission Standards for Hazardous Air Pollutants from Petroleum Refineries
Fugitive Unit Components Complying With NSPS VV**

Unit ID No.	SOP Index No.	Open-ended Valves or Lines	EEL	EEL ID No.	Complying with §60.482-6	Valves: Gas/Vapor or Light Liquid Service	Valves: 2.0%	Valves: EEL	Valves: EEL ID No.	Valves: Complying with §60.482-7
GRP-FUG	63CCVV-PRDLL03									
GRP-FUG	63CCVV-PRDLL04									
GRP-FUG	63CCVV-PRDLL05									

[Go to the Table of Contents](#)

**Fugitive Emission Unit Attributes
Form OP-UA12
Federal Operating Permit Program
Texas Commission on Environmental Quality**

**Table 12I: Title 40 Code of Federal Regulations Part 63 (40 CFR Part 63)
Subpart CC: National Emission Standards for Hazardous Air Pollutants from Petroleum Refineries
Fugitive Unit Components Complying With NSPS VV**

Unit ID No.	SOP Index No.	Valves: Heavy Liquid Service	Valves: EEL	Valves: EEL ID No.	Valves: Complying with §60.482-8	Flanges and Other Connectors	EEL	EEL ID No.	Complying with §60.482-8
GRP-FUG	63CCVV- PRDLL04								
GRP-FUG	63CCVV- PRDLL05								

[Go to the Table of Contents](#)

**Fugitive Emission Unit Attributes
Form OP-UA12
Federal Operating Permit Program
Texas Commission on Environmental Quality**

**Table 12m: Title 40 Code of Federal Regulations Part 63 (40 CFR Part 63)
Subpart CC: National Emission Standards for Hazardous Air Pollutants from Petroleum Refineries
Fugitive Unit Components Complying With NSPS VV**

Unit ID No.	SOP Index No.	Closed-Vent Systems and Control Devices: Vapor Recovery System	Closed-Vent Systems and Control Devices: EEL	Closed-Vent Systems and Control Devices: EEL ID No.	Closed-Vent Systems and Control Devices: Complying with §60.482-10	Closed-Vent Systems and Control Devices: Control Device ID No.
GRP-FUG	63CC-FUG	NO				
GRP-FUG	63CCVV-PRDGV01					
GRP-FUG	63CCVV-PRDGV02					
GRP-FUG	63CCVV-PRDGV03					
GRP-FUG	63CCVV-PRDGV04					
GRP-FUG	63CCVV-PRDGV05					
GRP-FUG	63CCVV-PRDGV06					
GRP-FUG	63CCVV-PRDGV07					
GRP-FUG	63CCVV-PRDGV08					
GRP-FUG	63CCVV-PRDGV09					
GRP-FUG	63CCVV-PRDGV10					
GRP-FUG	63CCVV-PRDGV11					
GRP-FUG	63CCVV-PRDLL01					
GRP-FUG	63CCVV-PRDLL02					
GRP-FUG	63CCVV-PRDLL03					

**Fugitive Emission Unit Attributes
Form OP-UA12
Federal Operating Permit Program
Texas Commission on Environmental Quality**

**Table 12m: Title 40 Code of Federal Regulations Part 63 (40 CFR Part 63)
Subpart CC: National Emission Standards for Hazardous Air Pollutants from Petroleum Refineries
Fugitive Unit Components Complying With NSPS VV**

Unit ID No.	SOP Index No.	Closed-Vent Systems and Control Devices: Vapor Recovery System	Closed-Vent Systems and Control Devices: EEL	Closed-Vent Systems and Control Devices: EEL ID No.	Closed-Vent Systems and Control Devices: Complying with §60.482-10	Closed-Vent Systems and Control Devices: Control Device ID No.
GRP-FUG	63CCVV-PRDLL04					
GRP-FUG	63CCVV-PRDLL05					

[Go to the Table of Contents](#)

**Fugitive Emission Unit Attributes
Form OP-UA12
Federal Operating Permit Program
Texas Commission on Environmental Quality**

**Table 12n: Title 40 Code of Federal Regulations Part 63 (40 CFR Part 63)
Subpart CC: National Emission Standards for Hazardous Air Pollutants from Petroleum Refineries
Fugitive Unit Components Complying With NSPS VV**

Unit ID No.	SOP Index No.	Closed-Vent Systems and Control Devices: Enclosed Combustion Device	Closed-Vent Systems and Control Devices: EEL	Closed-Vent Systems and Control Devices: EEL ID No.	Closed-Vent Systems and Control Devices: Complying with §60.482-10	Closed-Vent Systems and Control Devices: Control Device ID No.
GRP-FUG	63CC-FUG	NO				
GRP-FUG	63CCVV-PRDGV01					
GRP-FUG	63CCVV-PRDGV02					
GRP-FUG	63CCVV-PRDGV03					
GRP-FUG	63CCVV-PRDGV04					
GRP-FUG	63CCVV-PRDGV05					
GRP-FUG	63CCVV-PRDGV06					
GRP-FUG	63CCVV-PRDGV07					
GRP-FUG	63CCVV-PRDGV08					
GRP-FUG	63CCVV-PRDGV09					
GRP-FUG	63CCVV-PRDGV10					
GRP-FUG	63CCVV-PRDGV11					
GRP-FUG	63CCVV-PRDLL01					
GRP-FUG	63CCVV-PRDLL02					
GRP-FUG	63CCVV-PRDLL03					

**Fugitive Emission Unit Attributes
Form OP-UA12
Federal Operating Permit Program
Texas Commission on Environmental Quality**

**Table 12n: Title 40 Code of Federal Regulations Part 63 (40 CFR Part 63)
Subpart CC: National Emission Standards for Hazardous Air Pollutants from Petroleum Refineries
Fugitive Unit Components Complying With NSPS VV**

Unit ID No.	SOP Index No.	Closed-Vent Systems and Control Devices: Enclosed Combustion Device	Closed-Vent Systems and Control Devices: EEL	Closed-Vent Systems and Control Devices: EEL ID No.	Closed-Vent Systems and Control Devices: Complying with §60.482-10	Closed-Vent Systems and Control Devices: Control Device ID No.
GRP-FUG	63CCVV-PRDLL04					
GRP-FUG	63CCVV-PRDLL05					

[Go to the Table of Contents](#)

**Fugitive Emission Unit Attributes
Form OP-UA12
Federal Operating Permit Program
Texas Commission on Environmental Quality**

**Table 12o: Title 40 Code of Federal Regulations Part 63 (40 CFR Part 63)
Subpart CC: National Emission Standards for Hazardous Air Pollutants from Petroleum Refineries
Fugitive Unit Components Complying With NSPS VV**

Unit ID No.	SOP Index No.	Closed-Vent System and Control Devices: Flare	Closed-Vent System and Control Devices: Control Device ID No.	Closed-Vent System and Control Devices: Closed Vent (or Vapor Collection) Systems	Closed-Vent System and Control Devices: EEL	Closed-Vent System and Control Devices: EEL ID No.	Closed-Vent System and Control Devices: Complying with §60.482-10
GRP-FUG	63CC-FUG	YES		YES	NO		YES
GRP-FUG	63CCVV-PRDGV01						
GRP-FUG	63CCVV-PRDGV02						
GRP-FUG	63CCVV-PRDGV03						
GRP-FUG	63CCVV-PRDGV04						
GRP-FUG	63CCVV-PRDGV05						
GRP-FUG	63CCVV-PRDGV06						
GRP-FUG	63CCVV-PRDGV07						
GRP-FUG	63CCVV-PRDGV08						
GRP-FUG	63CCVV-PRDGV09						
GRP-FUG	63CCVV-PRDGV10						
GRP-FUG	63CCVV-PRDGV11						
GRP-FUG	63CCVV-PRDLL01						
GRP-FUG	63CCVV-PRDLL02						

**Fugitive Emission Unit Attributes
Form OP-UA12
Federal Operating Permit Program
Texas Commission on Environmental Quality**

**Table 12o: Title 40 Code of Federal Regulations Part 63 (40 CFR Part 63)
Subpart CC: National Emission Standards for Hazardous Air Pollutants from Petroleum Refineries
Fugitive Unit Components Complying With NSPS VV**

Unit ID No.	SOP Index No.	Closed-Vent System and Control Devices: Flare	Closed-Vent System and Control Devices: Control Device ID No.	Closed-Vent System and Control Devices: Closed Vent (or Vapor Collection) Systems	Closed-Vent System and Control Devices: EEL	Closed-Vent System and Control Devices: EEL ID No.	Closed-Vent System and Control Devices: Complying with §60.482-10
GRP-FUG	63CCVV-PRDLL03						
GRP-FUG	63CCVV-PRDLL04						
GRP-FUG	63CCVV-PRDLL05						

[Go to the Table of Contents](#)

**Fugitive Emission Unit Attributes
Form OP-UA12
Federal Operating Permit Program
Texas Commission on Environmental Quality**

**Table 12p: Title 40 Code of Federal Regulations Part 63 (40 CFR Part 63)
Subpart CC: National Emission Standards for Hazardous Air Pollutants from Petroleum Refineries**

Unit ID No.	SOP Index No.	Pressure Relief Devices in Gas/Vapor Service: Routing to Control	Pressure Relief Devices in Gas/Vapor Service: §63.684(j)(5) Exemptions	Pressure Relief Devices in Gas/Vapor Service: Pilot-Operated PRD	Pressure Relief Devices in Gas/Vapor Service: Balanced Bellows PRD	Pressure Relief Devices in Gas/Vapor Service: Control Device Type	Pressure Relief Devices in Gas/Vapor Service: Control Device ID No.	Pressure Relief Devices in Gas/Vapor Service: Alternate Parameter Monitoring	Pressure Relief Devices in Gas/Vapor Service: Continuous Operating Parameter Alternative	Pressure Relief Devices in Gas/Vapor Service: Alternate ID No.	Pressure Relief Devices in Gas/Vapor Service: Automated Data Recording
GRP-FUG	63CCVV-PRDLL02										
GRP-FUG	63CCVV-PRDLL03										
GRP-FUG	63CCVV-PRDLL04										
GRP-FUG	63CCVV-PRDLL05										

[Go to the Table of Contents](#)

**Fugitive Emission Unit Attributes
Form OP-UA12
Federal Operating Permit Program
Texas Commission on Environmental Quality**

**Table 12q: Title 40 Code of Federal Regulations Part 63 (40 CFR Part 63)
Subpart CC: National Emission Standards for Hazardous Air Pollutants from Petroleum Refineries**

Unit ID No.	SOP Index No.	Pressure Relief Devices in Liquid Service (MACT H) or Light Liquid Service (NSPS VV): §63.684(j)(5) Exemptions	Pressure Relief Devices in Liquid Service (MACT H) or Light Liquid Service (NSPS VV): Routing to Control	Pressure Relief Devices in Liquid Service (MACT H) or Light Liquid Service (NSPS VV): Control Device Type	Pressure Relief Devices in Liquid Service (MACT H) or Light Liquid Service (NSPS VV): Control Device ID No.	Pressure Relief Devices in Liquid Service (MACT H) or Light Liquid Service (NSPS VV): Alternate Parameter Monitoring	Pressure Relief Devices in Liquid Service (MACT H) or Light Liquid Service (NSPS VV): Continuous Operating Parameter Alternative	Pressure Relief Devices in Liquid Service (MACT H) or Light Liquid Service (NSPS VV): Alternate ID No.	Pressure Relief Devices in Liquid Service (MACT H) or Light Liquid Service (NSPS VV): Automated Data Recording	Title 40 CFR Part 63, Subpart CC Fugitive Unit Description
GRP-FUG	63CC-FUG									
GRP-FUG	63CCVV-PRDGV01									PRDs in Gas/Vapor Service meeting exemptions in §63.648(j)(5).
GRP-FUG	63CCVV-PRDGV02									Pilot Operated PRDs in Gas/Vapor Service routed back to the process.

**Fugitive Emission Unit Attributes
Form OP-UA12
Federal Operating Permit Program
Texas Commission on Environmental Quality**

**Table 12q: Title 40 Code of Federal Regulations Part 63 (40 CFR Part 63)
Subpart CC: National Emission Standards for Hazardous Air Pollutants from Petroleum Refineries**

Unit ID No.	SOP Index No.	Pressure Relief Devices in Liquid Service (MACT H) or Light Liquid Service (NSPS VV): §63.684(j)(5) Exemptions	Pressure Relief Devices in Liquid Service (MACT H) or Light Liquid Service (NSPS VV): Routing to Control	Pressure Relief Devices in Liquid Service (MACT H) or Light Liquid Service (NSPS VV): Control Device Type	Pressure Relief Devices in Liquid Service (MACT H) or Light Liquid Service (NSPS VV): Control Device ID No.	Pressure Relief Devices in Liquid Service (MACT H) or Light Liquid Service (NSPS VV): Alternate Parameter Monitoring	Pressure Relief Devices in Liquid Service (MACT H) or Light Liquid Service (NSPS VV): Continuous Operating Parameter Alternative	Pressure Relief Devices in Liquid Service (MACT H) or Light Liquid Service (NSPS VV): Alternate ID No.	Pressure Relief Devices in Liquid Service (MACT H) or Light Liquid Service (NSPS VV): Automated Data Recording	Title 40 CFR Part 63, Subpart CC Fugitive Unit Description
GRP-FUG	63CCVV-PRDGV03									Pilot Operated PRDs in Gas/Vapor Service routed to the fuel gas system.
GRP-FUG	63CCVV-PRDGV04									Pilot Operated PRDs in Gas/Vapor Service routed to a flare control device.

**Fugitive Emission Unit Attributes
Form OP-UA12
Federal Operating Permit Program
Texas Commission on Environmental Quality**

**Table 12q: Title 40 Code of Federal Regulations Part 63 (40 CFR Part 63)
Subpart CC: National Emission Standards for Hazardous Air Pollutants from Petroleum Refineries**

Unit ID No.	SOP Index No.	Pressure Relief Devices in Liquid Service (MACT H) or Light Liquid Service (NSPS VV): §63.684(j)(5) Exemptions	Pressure Relief Devices in Liquid Service (MACT H) or Light Liquid Service (NSPS VV): Routing to Control	Pressure Relief Devices in Liquid Service (MACT H) or Light Liquid Service (NSPS VV): Control Device Type	Pressure Relief Devices in Liquid Service (MACT H) or Light Liquid Service (NSPS VV): Control Device ID No.	Pressure Relief Devices in Liquid Service (MACT H) or Light Liquid Service (NSPS VV): Alternate Parameter Monitoring	Pressure Relief Devices in Liquid Service (MACT H) or Light Liquid Service (NSPS VV): Continuous Operating Parameter Alternative	Pressure Relief Devices in Liquid Service (MACT H) or Light Liquid Service (NSPS VV): Alternate ID No.	Pressure Relief Devices in Liquid Service (MACT H) or Light Liquid Service (NSPS VV): Automated Data Recording	Title 40 CFR Part 63, Subpart CC Fugitive Unit Description
GRP-FUG	63CCVV-PRDGV05									Balanced Bellows PRDs in Gas/Vapor Service routed back to the process.
GRP-FUG	63CCVV-PRDGV06									Balanced Bellows PRDs in Gas/Vapor Service routed to the fuel gas system.

**Fugitive Emission Unit Attributes
Form OP-UA12
Federal Operating Permit Program
Texas Commission on Environmental Quality**

**Table 12q: Title 40 Code of Federal Regulations Part 63 (40 CFR Part 63)
Subpart CC: National Emission Standards for Hazardous Air Pollutants from Petroleum Refineries**

Unit ID No.	SOP Index No.	Pressure Relief Devices in Liquid Service (MACT H) or Light Liquid Service (NSPS VV): §63.684(j)(5) Exemptions	Pressure Relief Devices in Liquid Service (MACT H) or Light Liquid Service (NSPS VV): Routing to Control	Pressure Relief Devices in Liquid Service (MACT H) or Light Liquid Service (NSPS VV): Control Device Type	Pressure Relief Devices in Liquid Service (MACT H) or Light Liquid Service (NSPS VV): Control Device ID No.	Pressure Relief Devices in Liquid Service (MACT H) or Light Liquid Service (NSPS VV): Alternate Parameter Monitoring	Pressure Relief Devices in Liquid Service (MACT H) or Light Liquid Service (NSPS VV): Continuous Operating Parameter Alternative	Pressure Relief Devices in Liquid Service (MACT H) or Light Liquid Service (NSPS VV): Alternate ID No.	Pressure Relief Devices in Liquid Service (MACT H) or Light Liquid Service (NSPS VV): Automated Data Recording	Title 40 CFR Part 63, Subpart CC Fugitive Unit Description
GRP-FUG	63CCVV-PRDGV07									Pilot Operated PRDs in Gas/Vapor Service routed to a flare control device.
GRP-FUG	63CCVV-PRDGV08									All other PRDs in Gas/Vapor Service not controlled.
GRP-FUG	63CCVV-PRDGV09									All other PRDs in Gas/Vapor Service routed back to the process.

**Fugitive Emission Unit Attributes
Form OP-UA12
Federal Operating Permit Program
Texas Commission on Environmental Quality**

**Table 12q: Title 40 Code of Federal Regulations Part 63 (40 CFR Part 63)
Subpart CC: National Emission Standards for Hazardous Air Pollutants from Petroleum Refineries**

Unit ID No.	SOP Index No.	Pressure Relief Devices in Liquid Service (MACT H) or Light Liquid Service (NSPS VV): §63.684(j)(5) Exemptions	Pressure Relief Devices in Liquid Service (MACT H) or Light Liquid Service (NSPS VV): Routing to Control	Pressure Relief Devices in Liquid Service (MACT H) or Light Liquid Service (NSPS VV): Control Device Type	Pressure Relief Devices in Liquid Service (MACT H) or Light Liquid Service (NSPS VV): Control Device ID No.	Pressure Relief Devices in Liquid Service (MACT H) or Light Liquid Service (NSPS VV): Alternate Parameter Monitoring	Pressure Relief Devices in Liquid Service (MACT H) or Light Liquid Service (NSPS VV): Continuous Operating Parameter Alternative	Pressure Relief Devices in Liquid Service (MACT H) or Light Liquid Service (NSPS VV): Alternate ID No.	Pressure Relief Devices in Liquid Service (MACT H) or Light Liquid Service (NSPS VV): Automated Data Recording	Title 40 CFR Part 63, Subpart CC Fugitive Unit Description
GRP-FUG	63CCVV-PRDGV10									All other PRDs in Gas/Vapor Service routed to the fuel gas system.
GRP-FUG	63CCVV-PRDGV11									All other PRDs in Gas/Vapor Service routed to a flare control device.
GRP-FUG	63CCVV-PRDLL01	YES								PRDs in Light Liquid Service meeting exemptions in §63.648(j)(5).

**Fugitive Emission Unit Attributes
Form OP-UA12
Federal Operating Permit Program
Texas Commission on Environmental Quality**

**Table 12q: Title 40 Code of Federal Regulations Part 63 (40 CFR Part 63)
Subpart CC: National Emission Standards for Hazardous Air Pollutants from Petroleum Refineries**

Unit ID No.	SOP Index No.	Pressure Relief Devices in Liquid Service (MACT H) or Light Liquid Service (NSPS VV): §63.684(j)(5) Exemptions	Pressure Relief Devices in Liquid Service (MACT H) or Light Liquid Service (NSPS VV): Routing to Control	Pressure Relief Devices in Liquid Service (MACT H) or Light Liquid Service (NSPS VV): Control Device Type	Pressure Relief Devices in Liquid Service (MACT H) or Light Liquid Service (NSPS VV): Control Device ID No.	Pressure Relief Devices in Liquid Service (MACT H) or Light Liquid Service (NSPS VV): Alternate Parameter Monitoring	Pressure Relief Devices in Liquid Service (MACT H) or Light Liquid Service (NSPS VV): Continuous Operating Parameter Alternative	Pressure Relief Devices in Liquid Service (MACT H) or Light Liquid Service (NSPS VV): Alternate ID No.	Pressure Relief Devices in Liquid Service (MACT H) or Light Liquid Service (NSPS VV): Automated Data Recording	Title 40 CFR Part 63, Subpart CC Fugitive Unit Description
GRP-FUG	63CCVV-PRDLL02	NO	NO							PRDs in Light Liquid Service not controlled.
GRP-FUG	63CCVV-PRDLL03	NO	YES	PROCESS						PRDs in Light Liquid Service routed back to the process.
GRP-FUG	63CCVV-PRDLL04	NO	YES	FUEL						PRDs in Light Liquid Service routed to the fuel gas system.
GRP-FUG	63CCVV-PRDLL05	NO	YES	FLARE			NO			PRDs in Light Liquid Service routed to a flare control device.

**Fugitive Emission Unit Attributes
Form OP-UA12
Federal Operating Permit Program
Texas Commission on Environmental Quality**

Table 12q: Title 40 Code of Federal Regulations Part 63 (40 CFR Part 63)

Subpart CC: National Emission Standards for Hazardous Air Pollutants from Petroleum Refineries

Unit ID No.	SOP Index No.	Pressure Relief Devices in Liquid Service (MACT H) or Light Liquid Service (NSPS VV): §63.684(j)(5) Exemptions	Pressure Relief Devices in Liquid Service (MACT H) or Light Liquid Service (NSPS VV): Routing to Control	Pressure Relief Devices in Liquid Service (MACT H) or Light Liquid Service (NSPS VV): Control Device Type	Pressure Relief Devices in Liquid Service (MACT H) or Light Liquid Service (NSPS VV): Control Device ID No.	Pressure Relief Devices in Liquid Service (MACT H) or Light Liquid Service (NSPS VV): Alternate Parameter Monitoring	Pressure Relief Devices in Liquid Service (MACT H) or Light Liquid Service (NSPS VV): Continuous Operating Parameter Alternative	Pressure Relief Devices in Liquid Service (MACT H) or Light Liquid Service (NSPS VV): Alternate ID No.	Pressure Relief Devices in Liquid Service (MACT H) or Light Liquid Service (NSPS VV): Automated Data Recording	Title 40 CFR Part 63, Subpart CC Fugitive Unit Description

[Go to the Table of Contents](#)

**Fugitive Emission Unit Attributes
Form OP-UA12
Federal Operating Permit Program
Texas Commission on Environmental Quality**

**Table 16a: Title 30 Texas Administrative Code Chapter 115 (30 TAC Chapter 115)
Subchapter H: Fugitive Emissions (HRVOC)**

Unit ID No.	SOP/GOP Index No.	Title 30 TAC §115.780 Applicable	Less Than 250 Components at Site	Weight Percent HRVOC	Pumps with Shaft Seal System	Compressors with Shaft Seal System	Agitators with Shaft Seal System
GRP-FUG	R5780-FUG	YES	NO	BOTH	YES	YES	YES

[Go to the Table of Contents](#)

**Fugitive Emission Unit Attributes
Form OP-UA12
Federal Operating Permit Program
Texas Commission on Environmental Quality**

**Table 16b: Title 30 Texas Administrative Code Chapter 115 (30 TAC Chapter 115)
Subchapter H: Fugitive Emissions (HRVOC)**

Unit ID No.	SOP/GOP Index No.	Process Drains	ACR	ACR ID No.	Complying with §115.781(b)(9)	Pressure Relief Valves	ACR	ACR ID No.	Complying with §115.781(b)(9)
GRP-FUG	R5780-FUG	YES			NO	YES			NO

[Go to the Table of Contents](#)

**Fugitive Emission Unit Attributes
Form OP-UA12
Federal Operating Permit Program
Texas Commission on Environmental Quality**

**Table 16c: Title 30 Texas Administrative Code Chapter 115 (30 TAC Chapter 115)
Subchapter H: Fugitive Emissions (HRVOC)**

Unit ID No.	SOP Index No.	Open-ended Valves or Lines	ACR	ACR ID No.	Complying with §115.781(b)(9)	Bypass Line Valves	ACR	ACR ID No.	Complying with §115.781(b)(9)
GRP-FUG	R5780-FUG	NO				YES			NO

[Go to the Table of Contents](#)

**Fugitive Emission Unit Attributes
Form OP-UA12
Federal Operating Permit Program
Texas Commission on Environmental Quality**

**Table 16d: Title 30 Texas Administrative Code Chapter 115 (30 TAC Chapter 115)
Subchapter H: Fugitive Emissions (HRVOC)**

Unit ID No.	SOP Index No.	Valves (other than pressure relief, open-ended, and bypass line)	ACR	ACR ID No.	Complying with §115.781(b)(9)	Flanges or Other Connectors	ACR	ACR ID No.	Complying with §115.781(b)(9)
GRP-FUG	R5780-FUG	YES			NO	YES			NO

[Go to the Table of Contents](#)

**Fugitive Emission Unit Attributes
Form OP-UA12
Federal Operating Permit Program
Texas Commission on Environmental Quality**

**Table 16e: Title 30 Texas Administrative Code Chapter 115 (30 TAC Chapter 115)
Subchapter H: Fugitive Emissions (HRVOC)**

Unit ID No.	SOP Index No.	Compressor Seals	ACR	ACR ID No.	Complying with §115.781(b)(9)	Pump Seals	ACR	ACR ID No.	Complying with §115.781(b)(9)
GRP-FUG	R5780-FUG	YES			NO	YES			NO

[Go to the Table of Contents](#)

Fugitive Emission Unit Attributes
 Form OP-UA12
 Federal Operating Permit Program
 Texas Commission on Environmental Quality

**Table 16f: Title 30 Texas Administrative Code Chapter 115 (30 TAC Chapter 115)
 Subchapter H: Fugitive Emissions (HRVOC)**

Unit ID No.	SOP Index No.	Agitators	ACR	ACR ID No.	Complying with §115.781(b)(9)	Heat Exchanger Heads, Sight Glasses, Meters, Gauges, Sampling Connections, Bolted Manways, Hatches, Sump Covers, Junction Box Vents, or Covers and Seals on VOC Water Separators	ACR	ACR ID No.	Complying with §115.781(b)(9)
GRP-FUG	R5780-FUG	YES			NO	YES			NO

[Go to the Table of Contents](#)

**Fugitive Emission Unit Attributes
Form OP-UA12
Federal Operating Permit Program
Texas Commission on Environmental Quality**

**Table 16g: Title 30 Texas Administrative Code Chapter 115 (30 TAC Chapter 115)
Subchapter H: Fugitive Emissions (HRVOC)**

Unit ID No.	SOP/GOP Index No.	Alternative Work Practice in §115.358	Title 30 TAC §115.358 Fugitive Unit Description
GRP-FUG	R5780-FUG	NO	Site is a petroleum refinery, synthetic organic chemical, polymer resin or methyl tert-butyl ether manufacturing process or a natural gas/gasoline processing operation as defined in 30 TAC 115.10.

[Go to the Table of Contents](#)

**Fugitive Emission Unit Attributes
Form OP-UA12
Federal Operating Permit Program
Texas Commission on Environmental Quality**

**Table 18a: Title 40 Code of Federal Regulations Part 60 (40 CFR Part 60)
Subpart GGGa: Standards of Performance for Equipment Leaks of VOC in Petroleum Refineries for which Construction, Reconstruction, or
Modification Commenced after November 7, 2006**

Unit ID No.	SOP Index No.	Construction/Modification Date	Affected Facility Covered by 40 CFR 60 Subparts VVa or KKK
GRP-FUG	60GGGa-FUG	06+	NONE

[Go to the Table of Contents](#)

**Cooling Tower Attributes
Form OP-UA13
Federal Operating Permit Program
Texas Commission on Environmental Quality**

Table of Contents

Table	Regulation	Page	Data Submitted
N/A	N/A	OP-SUM Table 1	Yes
N/A	N/A	OP-REQ2	Yes
Table 1	40 CFR Part 63, Subpart Q: National Emission Standards for Hazardous Air Pollutants (HAPs) for Industrial Process Cooling Towers	Page 1	Yes
Table 2	40 CFR Part 61, Subpart L: National Emission Standards for Benzene Emissions from Coke By-Product Recovery Plants	Page 2	
Table 3a	30 TAC Chapter 115, Subchapter H, Division 2: Cooling Tower Heat Exchange Systems	Page 3	Yes
Table 3b	30 TAC Chapter 115, Subchapter H, Division 2: Cooling Tower Heat Exchange Systems	Page 4	Yes
Table 4	40 CFR Part 63, Subpart JJJ: National Emission Standards for Hazardous Air Pollutant Emissions: Group IV Polymers and Resins	Page 5	
Table 5	40 CFR Part 63, Subpart CC: National Emission Standards for Hazardous Air Pollutants from Petroleum Refineries	Page 6	Yes
Table 6	40 CFR Part 63, Subpart FFFF: National Emission Standards for Hazardous Air Pollutants: Miscellaneous Organic Chemical Manufacturing	Page 7	

**Cooling Tower Attributes
Form OP-UA13
Federal Operating Permit Program
Texas Commission on Environmental Quality**

**Table 1: Title 40 Code of Federal Regulations Part 63 (40 CFR Part 63)
Subpart Q: National Emission Standards for Hazardous Air Pollutants (HAPs) for Industrial Process Cooling Towers**

Unit ID No.	SOP Index No.	Used Compounds Containing Chromium on or After September 8, 1994	Initial Start-up Date
40CWT11	63Q-01	NO	

[Go to the Table of Contents](#)

**Cooling Tower Attributes
Form OP-UA13
Federal Operating Permit Program
Texas Commission on Environmental Quality**

**Table 3a: Title 30 Texas Administrative Code Chapter 115 (30 TAC Chapter 115)
Subchapter H, Division 2: Cooling Tower Heat Exchange Systems**

Unit ID No.	SOP Index No.	Cooling Tower Heat Exchange Systems Exemptions	Alternative Monitoring	Modified Monitoring	Approved Monitoring ID No.
GRP-CWT	R5760-1	NONE	NO	NO	

[Go to the Table of Contents](#)

**Cooling Tower Attributes
Form OP-UA13
Federal Operating Permit Program
Texas Commission on Environmental Quality**

**Table 3b: Title 30 Texas Administrative Code Chapter 115 (30 TAC Chapter 115)
Subchapter H, Division 2: Cooling Tower Heat Exchange Systems**

Unit ID No.	SOP Index No.	Jacketed Reactor	Design Capacity	Finite Volume System	Flow Monitoring/ Testing Method	Total Strippable VOC	On-Line Monitor
GRP-CWT	R5760-1	NO	8000+	NO	INLET	NO	YES

[Go to the Table of Contents](#)

**Cooling Tower Attributes
Form OP-UA13
Federal Operating Permit Program
Texas Commission on Environmental Quality**

**Table 5: Title 40 Code of Federal Regulations Part 63 (40 CFR Part 63)
Subpart CC: National Emission Standards for Hazardous Air Pollutants from Petroleum Refineries**

Unit ID No.	SOP Index No.	Monitoring Exemption	Existing Source	Heating Exchange System Type
40CWT11	63CC-6	NONE	EXIST	CLOSED
GRP-CWT	63CC-6	NONE	EXIST	CLOSED

[Go to the Table of Contents](#)

Water Separator Attributes
Form OP-UA14
Federal Operating Permit Program
Texas Commission on Environmental Quality

Table of Contents

Table	Regulation	Page	Data Submitted
N/A	N/A	OP-SUM Table 1	Yes
N/A	N/A	OP-REQ2	Yes
Table 1	30 TAC Chapter 115, Subchapter B: Water Separation	Page 1	Yes
Table 2a	40 CFR Part 63, Subpart VV: National Emission Standards for Oil-Water Separators and Organic-Water Separators	Page 2	
Table 2b	40 CFR Part 63, Subpart VV: National Emission Standards for Oil-Water Separators and Organic-Water Separators	Page 3	
Table 2c	40 CFR Part 63, Subpart VV: National Emission Standards for Oil-Water Separators and Organic-Water Separators	Page 4	
Table 3a	40 CFR Part 63, Subpart DD: National Emission Standards for Hazardous Air Pollutants from Off-Site Waste and Recovery Operations	Page 5	
Table 3b	40 CFR Part 63, Subpart DD: National Emission Standards for Hazardous Air Pollutants from Off-Site Waste and Recovery Operations	Page 6	
Table 3c	40 CFR Part 63, Subpart DD: National Emission Standards for Hazardous Air Pollutants from Off-Site Waste and Recovery Operations	Page 7	
Table 3d	40 CFR Part 63, Subpart DD: National Emission Standards for Hazardous Air Pollutants from Off-Site Waste and Recovery Operations	Page 8	
Table 4a	40 CFR Part 60, Subpart QQQ: Standards of Performance for VOC Emissions from Petroleum Refinery Wastewater Systems	Page 9	Yes
Table 4b	40 CFR Part 60, Subpart QQQ: Standards of Performance for VOC Emissions from Petroleum Refinery Wastewater Systems	Page 10	
Table 5a	40 CFR Part 61, Subpart FF: National Emission Standard for Benzene Waste Operations (Oil-Water Separators)	Page 11	
Table 5b	40 CFR Part 61, Subpart FF: National Emission Standard for Benzene Waste Operations (Oil-Water Separators)	Page 12	
Table 6a	40 CFR Part 61, Subpart L: National Emission Standards for Benzene Emissions from Coke By-Product Recovery Plants	Page 13	
Table 6b	40 CFR Part 61, Subpart L: National Emission Standards for Benzene Emissions from Coke By-Product Recovery Plants	Page 14	
Table 7a	40 CFR Part 63, Subpart G: National Emission Standards for Organic Hazardous Air Pollutants from the Synthetic Organic Chemical Manufacturing Industry for Wastewater	Page 15	
Table 7b	40 CFR Part 63, Subpart G: National Emission Standards for Organic Hazardous Air Pollutants from the Synthetic Organic Chemical Manufacturing Industry for Wastewater	Page 16	

**Water Separator Attributes
Form OP-UA14
Federal Operating Permit Program
Texas Commission on Environmental Quality**

Table of Contents

Table	Regulation	Page	Data Submitted
Table 7c	40 CFR Part 63, Subpart G: National Emission Standards for Organic Hazardous Air Pollutants from the Synthetic Organic Chemical Manufacturing Industry for Wastewater	Page 17	
Table 8a	40 CFR Part 63, Subpart CC: National Emission Standards for Hazardous Air Pollutants from Petroleum Refineries	Page 18	
Table 8b	40 CFR Part 63, Subpart CC: National Emission Standards for Hazardous Air Pollutants from Petroleum Refineries	Page 19	
Table 8c	40 CFR Part 63, Subpart CC: National Emission Standards for Hazardous Air Pollutants from Petroleum Refineries	Page 20	
Table 9a	40 CFR Part 63, Subpart U: National Emission Standards for Hazardous Air Pollutant Emissions: Group I Polymers and Resins	Page 21	
Table 9b	40 CFR Part 63, Subpart U: National Emission Standards for Hazardous Air Pollutant Emissions: Group I Polymers and Resins	Page 22	
Table 9c	40 CFR Part 63, Subpart U: National Emission Standards for Hazardous Air Pollutant Emissions: Group I Polymers and Resins	Page 23	
Table 10a	40 CFR Part 63, Subpart JJJ: National Emission Standards for Hazardous Air Pollutant Emissions: Group IV Polymers and Resins	Page 24	
Table 10b	40 CFR Part 63, Subpart JJJ: National Emission Standards for Hazardous Air Pollutant Emissions: Group IV Polymers and Resins	Page 25	
Table 10c	40 CFR Part 63, Subpart JJJ: National Emission Standards for Hazardous Air Pollutant Emissions: Group IV Polymers and Resins	Page 26	
Table 11a	40 CFR Part 63, Subpart FFFF: National Emission Standards for Hazardous Air Pollutants: Miscellaneous Organic Chemical Manufacturing	Page 27	
Table 11b	40 CFR Part 63, Subpart FFFF: National Emission Standards for Hazardous Air Pollutants: Miscellaneous Organic Chemical Manufacturing	Page 28	
Table 11c	40 CFR Part 63, Subpart FFFF: National Emission Standards for Hazardous Air Pollutants: Miscellaneous Organic Chemical Manufacturing	Page 29	
Table 12a	40 CFR Part 63, Subpart GGGGG: National Emission Standards for Hazardous Air Pollutants: Site Remediation	Page 30	
Table 12b	40 CFR Part 63, Subpart GGGGG: National Emission Standards for Hazardous Air Pollutants: Site Remediation	Page 31	

**Water Separator Attributes
Federal Operating Permit Program
Texas Commission on Environmental Quality**

Form OP-SUM - Individual Unit Summary

Table 1

Unit AI	Revision No.	Unit ID No.	Group ID No.	Unit Name/Description	CAM	PCA AI	Preconstruction Authorization (PCA) Category	Authorization/Registration Number	Permit By Rule (PBR) Number	PBR Effective Date
		47FB503		TANK 47FB503			Exemption	28324	86	04/05/1995
		47FB504		TANK 47FB504			Standard Permit	154326		
		47FB504		TANK 47FB504			Exemption	33383	86	09/12/1989
		47FB504		TANK 47FB504			Exemption	33383	86	06/07/1996
		47FB504		TANK 47FB504			Exemption	33383	106	06/07/1996
		47FB504		TANK 47FB504			Exemption	33383	118	06/07/1996
		47FB509		TANK 47FB509			Exemption	36392	102	01/08/1980
		47GF5401		API SEPARATOR			NSR Permit	2501A		
		47GF5401		API SEPARATOR			PSD	PSDTX767M2		
		90CPI2001	GRP-SEP4	OUTFALL 007 CPI			NSR Permit	2501A		
		90CPI2001	GRP-SEP4	OUTFALL 007 CPI			PSD	PSDTX767M2		
		90CPI8301	GRP-SEP4	OUTFALL 003 CPI			NSR Permit	2501A		
		90CPI8301	GRP-SEP4	OUTFALL 003 CPI			PSD	PSDTX767M2		
		91CPI901	GRP-SEP4	900 TANK FARM CPI			NSR Permit	2501A		
		91CPI901	GRP-SEP4	900 TANK FARM CPI			PSD	PSDTX767M2		
		47AD5409		DAF UNIT			NSR Permit	2501A		
		47AD5409		DAF UNIT			PSD	PSDTX767M2		
		47AD5409		DAF UNIT			PBR	139439	106.261	11/01/2003
		47AD5409		DAF UNIT			PBR	139439	106.262	11/01/2003

**Water Separator Attributes
Federal Operating Permit Program
Texas Commission on Environmental Quality**

Form OP-REQ2 - Negative Applicable/Superseded Requirement Determinations

Unit AI	Revision No.	Unit ID No.	Potentially Applicable Regulatory Name	Negative Applicability/Superseded Requirement Citation	Negative Applicability/Superseded Requirement Reason
		47GF5401	40 CFR Part 63, Subpart CC	§ 63.641	Group 2 wastewater streams are not required to comply with the requirements of 61.340 through 61.355 from the definition of Group 2 wastewater stream in 63.641.
		47GF5401	40 CFR Part 63, Subpart G	§ 63.110	The API Separator does not receive wastewater from sources subject to MACT Subpart F.
		GRP-SEP4	30 TAC Chapter 115, Water Separation	§ 115.137(a)(3)	Any single or multiple compartment VOC water separator which is designed solely to capture stormwater, spills, or exterior surface cleanup waters is exempt from this div. (relating to Water Separation) provided that the separator is fully
		GRP-SEP4	40 CFR Part 60, Subpart QQQ	§ 60.692-1(d)(1)	Manages storm water
		GRP-SEP4	40 CFR Part 63, Subpart CC	§ 63.640(d)(1)	Affected sources subject to this subpart does not include stormwater from segregated stormwater sewers
		47AD5409	30 TAC Chapter 115, Water Separation	§101.1(117)	Does not meet the definition of a VOC water separator.

**Water Separator Attributes
Form OP-UA14
Federal Operating Permit Program
Texas Commission on Environmental Quality**

**Table 1: Title 30 Texas Administrative Code Chapter 115 (30 TAC Chapter 115)
Subchapter B: Water Separation**

Unit ID No.	SOP/GOP Index No.	Alternate Control Requirement (ACR)	ACR ID No.	Exemption	Emission Control Option	Control Device	Control Device ID No.
47FB503	R5132-1	NO		NONE	ROOF		
47FB504	R5132-1	NO		NONE	ROOF		
47FB509	R5132-1	NO		NONE	ROOF		
47GF5401	R5132-1	NO		NONE	ROOF		
GRP-SEP4	R5137-0	NO		ASOLE			

[Go to the Table of Contents](#)

**Water Separator Attributes
Form OP-UA14
Federal Operating Permit Program
Texas Commission on Environmental Quality**

**Table 4a: Title 40 Code of Federal Regulations Part 60 (40 CFR Part 60)
Subpart QQQ: Standards of Performance for VOC Emissions from Petroleum Refinery Wastewater Systems**

Unit ID No.	SOP Index No.	Construction/ Modification Date	Alternative Means of Emission Limitation (AMEL)	AMEL ID No.	Alternative Standard	Capacity < 38 L/s	Electing to Comply With §60.693-2	Capacity
47GF5401	60QQQ-1	87+	NO		YES			

[Go to the Table of Contents](#)

Emission Point/Stationary Vent/Distillation Operation Vent/Process Vent Attributes
Form OP-UA15
Federal Operating Permit Program
Texas Commission on Environmental Quality

Table of Contents

Table	Regulation	Page	Data Submitted
N/A	N/A	OP-SUM Table 1	Yes
N/A	N/A	OP-SUM Table 2	
N/A	N/A	OP-REQ2	Yes
Table 1a	30 TAC Chapter 111, Subchapter A: Visible Emissions	Page 1	Yes
Table 1b	30 TAC Chapter 111, Subchapter A: Visible Emissions	Page 2	Yes
Table 2a	30 TAC Chapter 115, Subchapter B: Vent Gas Control	Page 3	Yes
Table 2b	30 TAC Chapter 115, Subchapter B: Vent Gas Control	Page 4	
Table 2c	30 TAC Chapter 115, Subchapter B: Vent Gas Control	Page 5	
Table 3a	30 TAC Chapter 119, Control of Air Pollution from Carbon Monoxide	Page 6	
Table 3b	30 TAC Chapter 119, Control of Air Pollution from Carbon Monoxide	Page 7	
Table 4a	40 CFR Part 63, Subpart DD: National Emission Standards for Hazardous Air Pollutants from Off-Site Waste and Recovery Operations	Page 8	
Table 4b	40 CFR Part 63, Subpart DD: National Emission Standards for Hazardous Air Pollutants from Off-Site Waste and Recovery Operations	Page 9	
Table 4c	40 CFR Part 63, Subpart DD: National Emission Standards for Hazardous Air Pollutants from Off-Site Waste and Recovery Operations	Page 10	
Table 5a	40 CFR Part 63, Subpart CC: National Emission Standards for Hazardous Air Pollutants from Petroleum Refineries	Page 11	Yes
Table 5b	40 CFR Part 63, Subpart CC: National Emission Standards for Hazardous Air Pollutants from Petroleum Refineries	Page 12	
Table 6a	40 CFR Part 63, Subpart G: National Emission Standards for Organic Hazardous Air Pollutants from the Synthetic Organic Chemical Manufacturing Industry for Process Vents	Page 13	
Table 6b	40 CFR Part 63, Subpart G: National Emission Standards for Organic Hazardous Air Pollutants from the Synthetic Organic Chemical Manufacturing Industry for Process Vents	Page 14	
Table 6c	40 CFR Part 63, Subpart G: National Emission Standards for Organic Hazardous Air Pollutants from the Synthetic Organic Chemical Manufacturing Industry for Process Vents	Page 15	
Table 7	40 CFR Part 63, Subpart O: Ethylene Oxide Emission Standards for Sterilization Facilities	Page 16	
Table 8a	40 CFR Part 63, Subpart U: National Emission Standards for Hazardous Air Pollutant Emissions: Group I Polymers and Resins, Continuous Front-end Process Vents	Page 17	

Emission Point/Stationary Vent/Distillation Operation Vent/Process Vent Attributes
Form OP-UA15
Federal Operating Permit Program
Texas Commission on Environmental Quality

Table of Contents

Table	Regulation	Page	Data Submitted
Table 8b	40 CFR Part 63, Subpart U: National Emission Standards for Hazardous Air Pollutant Emissions: Group I Polymers and Resins, Continuous Front-end Process Vents	Page 18	
Table 8c	40 CFR Part 63, Subpart U: National Emission Standards for Hazardous Air Pollutant Emissions: Group I Polymers and Resins, Continuous Front-end Process Vents	Page 19	
Table 9a	40 CFR Part 63, Subpart U: National Emission Standards for Hazardous Air Pollutant Emissions: Group I Polymers and Resins, Batch and Aggregate Batch Process Vents	Page 20	
Table 9b	40 CFR Part 63, Subpart U: National Emission Standards for Hazardous Air Pollutant Emissions: Group I Polymers and Resins, Batch and Aggregate Batch Process Vents	Page 21	
Table 9c	40 CFR Part 63, Subpart U: National Emission Standards for Hazardous Air Pollutant Emissions: Group I Polymers and Resins, Batch and Aggregate Batch Process Vents	Page 22	
Table 10a	40 CFR Part 63, Subpart JJJ: National Emission Standards for Hazardous Air Pollutant Emissions: Group IV Polymers and Resins, Continuous Process Vents	Page 23	
Table 10b	40 CFR Part 63, Subpart JJJ: National Emission Standards for Hazardous Air Pollutant Emissions: Group IV Polymers and Resins, Continuous Process Vents	Page 24	
Table 10c	40 CFR Part 63, Subpart JJJ: National Emission Standards for Hazardous Air Pollutant Emissions: Group IV Polymers and Resins, Continuous Process Vents	Page 25	
Table 10d	40 CFR Part 63, Subpart JJJ: National Emission Standards for Hazardous Air Pollutant Emissions: Group IV Polymers and Resins, Continuous Process Vents	Page 26	
Table 11a	40 CFR Part 63, Subpart JJJ: National Emission Standards for Hazardous Air Pollutant Emissions: Group IV Polymers and Resins, Batch and Aggregate Batch Process Vents	Page 27	
Table 11b	40 CFR Part 63, Subpart JJJ: National Emission Standards for Hazardous Air Pollutant Emissions: Group IV Polymers and Resins, Batch and Aggregate Batch Process Vents	Page 28	
Table 11c	40 CFR Part 63, Subpart JJJ: National Emission Standards for Hazardous Air Pollutant Emissions: Group IV Polymers and Resins, Batch and Aggregate Batch Process Vents	Page 29	
Table 12a	30 TAC Chapter 115, Subchapter H, Division 1: Highly-Reactive Volatile Organic Compounds-Vent Gas Control	Page 30	Yes

**Emission Point/Stationary Vent/Distillation Operation Vent/Process Vent Attributes
Form OP-UA15
Federal Operating Permit Program
Texas Commission on Environmental Quality**

Table of Contents

Table	Regulation	Page	Data Submitted
Table 12b	30 TAC Chapter 115, Subchapter H, Division 1: Highly-Reactive Volatile Organic Compounds-Vent Gas Control	Page 31	Yes
Table 13a	40 CFR Part 63, Subpart FFFF: National Emission Standards for Hazardous Air Pollutants: Miscellaneous Organic Chemical Manufacturing - Continuous Process Vents	Page 32	
Table 13b	40 CFR Part 63, Subpart FFFF: National Emission Standards for Hazardous Air Pollutants: Miscellaneous Organic Chemical Manufacturing - Continuous Process Vents	Page 33	
Table 13c	40 CFR Part 63, Subpart FFFF: National Emission Standards for Hazardous Air Pollutants: Miscellaneous Organic Chemical Manufacturing - Continuous Process Vents	Page 34	
Table 13d	40 CFR Part 63, Subpart FFFF: National Emission Standards for Hazardous Air Pollutants: Miscellaneous Organic Chemical Manufacturing - Continuous Process Vents	Page 35	
Table 13e	40 CFR Part 63, Subpart FFFF: National Emission Standards for Hazardous Air Pollutants: Miscellaneous Organic Chemical Manufacturing - Continuous Process Vents	Page 36	
Table 13f	40 CFR Part 63, Subpart FFFF: National Emission Standards for Hazardous Air Pollutants: Miscellaneous Organic Chemical Manufacturing - Continuous Process Vents	Page 37	
Table 13g	40 CFR Part 63, Subpart FFFF: National Emission Standards for Hazardous Air Pollutants: Miscellaneous Organic Chemical Manufacturing - Continuous Process Vents	Page 38	
Table 14	40 CFR Part 63, Subpart FFFF: National Emission Standards for Hazardous Air Pollutants: Miscellaneous Organic Chemical Manufacturing - Batch Process Vents	Page 39	
Table 15	30 TAC Chapter 111, Subchapter A, Division 5: Emission Limits on Nonagricultural Processes	Page 40	
Table 16a	40 CFR Part 63, Subpart GGGGG: National Emission Standards for Hazardous Air Pollutants: Site Remediation	Page 41	
Table 16b	40 CFR Part 63, Subpart GGGGG: National Emission Standards for Hazardous Air Pollutants: Site Remediation	Page 42	

Emission Point/Stationary Vent/Distillation Operation Vent/Process Vent Attributes
Federal Operating Permit Program
Texas Commission on Environmental Quality

Form OP-SUM - Individual Unit Summary
Table 1

Unit AI	Revision No.	Emission Point ID No.	Group ID No.	Emission Point Name/Description	CAM	PCA AI	Preconstruction Authorization (PCA) Category	Authorization/Registration Number	Permit By Rule (PBR) Number	PBR Effective Date
		22AVENT		BHT CATALYST REGENERATION			NSR Permit	2501A		
		22AVENT		BHT CATALYST REGENERATION			PSD	PSDTX767M2		
		22EG400		BARGE LOADING SCRUBBER			Standard Permit	101541		
		22FA225		ALKY UNIT BAUXITE TOWER WASHING			NSR Permit	2501A		
		22FA225		ALKY UNIT BAUXITE TOWER WASHING			PSD	PSDTX767M2		
		42CB2201		FCC UNIT STACK			NSR Permit	2501A		
		42CB2201		FCC UNIT STACK			PSD	PSDTX767M2		
		40DA1101	GRP-DISTILL	H2S STRIPPER			NSR Permit	2501A		
		40DA1101	GRP-DISTILL	H2S STRIPPER			PSD	PSDTX767M2		
		40DA1102	GRP-DISTILL	PRODUCT FRACTIONATOR			NSR Permit	2501A		
		40DA1102	GRP-DISTILL	PRODUCT FRACTIONATOR			PSD	PSDTX767M2		
		40DA1103	GRP-DISTILL	HEAVY NAPHTHA STRIPPER			NSR Permit	2501A		
		40DA1103	GRP-DISTILL	HEAVY NAPHTHA STRIPPER			PSD	PSDTX767M2		
		40DA1201	GRP-DISTILL	DEETHANIZER			NSR Permit	2501A		
		40DA1201	GRP-DISTILL	DEETHANIZER			PSD	PSDTX767M2		
		40DA1202	GRP-DISTILL	SPONGE OIL ABSORBER			NSR Permit	2501A		
		40DA1202	GRP-DISTILL	SPONGE OIL ABSORBER			PSD	PSDTX767M2		
		40DA1203	GRP-DISTILL	DEBUTANIZER			NSR Permit	2501A		
		40DA1203	GRP-DISTILL	DEBUTANIZER			PSD	PSDTX767M2		
		40DA1204	GRP-DISTILL	DEPROPANIZER			NSR Permit	2501A		

Emission Point/Stationary Vent/Distillation Operation Vent/Process Vent Attributes
Federal Operating Permit Program
Texas Commission on Environmental Quality

Form OP-SUM - Individual Unit Summary
Table 1

Unit AI	Revision No.	Emission Point ID No.	Group ID No.	Emission Point Name/Description	CAM	PCA AI	Preconstruction Authorization (PCA) Category	Authorization/Registration Number	Permit By Rule (PBR) Number	PBR Effective Date
		40DA1204	GRP-DISTILL	DEPROPANIZER			PSD	PSDTX767M2		
		40DA1205	GRP-DISTILL	DEISOBUTANIZER			NSR Permit	2501A		
		40DA1205	GRP-DISTILL	DEISOBUTANIZER			PSD	PSDTX767M2		
		40DA1206	GRP-DISTILL	FUEL GAS AMINE ABSORBER			NSR Permit	2501A		
		40DA1206	GRP-DISTILL	FUEL GAS AMINE ABSORBER			PSD	PSDTX767M2		
		40DA1207	GRP-DISTILL	LIQUID AMINE ABSORBER			NSR Permit	2501A		
		40DA1207	GRP-DISTILL	LIQUID AMINE ABSORBER			PSD	PSDTX767M2		
		27BA1000	GRP-HEAT1	C UNIFINER RX. FURNACE			NSR Permit	2501A		
		27BA1000	GRP-HEAT1	C UNIFINER RX. FURNACE			PSD	PSDTX767M2		
		28BA1200	GRP-HEAT1	A UNIFINER RX. FURNACE			NSR Permit	2501A		
		28BA1200	GRP-HEAT1	A UNIFINER RX. FURNACE			PSD	PSDTX767M2		
		29BA1300	GRP-HEAT1	B UNIFINER RX. FURNACE			NSR Permit	2501A		
		29BA1300	GRP-HEAT1	B UNIFINER RX. FURNACE			PSD	PSDTX767M2		
		29BA1300	GRP-HEAT1	B UNIFINER RX. FURNACE			PBR	164545	106.261	11/01/2003
		29BA1300	GRP-HEAT1	B UNIFINER RX. FURNACE			PBR	164545	106.262	11/01/2003
		41BA101	GRP-HEAT1	D UNIFINER RX. FURNACE			NSR Permit	2501A		
		41BA101	GRP-HEAT1	D UNIFINER RX. FURNACE			PSD	PSDTX767M2		

Emission Point/Stationary Vent/Distillation Operation Vent/Process Vent Attributes
Federal Operating Permit Program
Texas Commission on Environmental Quality

Form OP-SUM - Individual Unit Summary
Table 1

Unit AI	Revision No.	Emission Point ID No.	Group ID No.	Emission Point Name/Description	CAM	PCA AI	Preconstruction Authorization (PCA) Category	Authorization/Registration Number	Permit By Rule (PBR) Number	PBR Effective Date
		41BA102	GRP-HEAT1	D UNIFINER REBOILER			NSR Permit	2501A		
		41BA102	GRP-HEAT1	D UNIFINER REBOILER			PSD	PSDTX767M2		
		41BA102	GRP-HEAT1	D UNIFINER REBOILER			PBR	164545	106.261	11/01/2003
		41BA102	GRP-HEAT1	D UNIFINER REBOILER			PBR	164545	106.262	11/01/2003
		40BA1001	GRP-HEATER	LCO COMBINED FEED HEATER			NSR Permit	2501A		
		40BA1001	GRP-HEATER	LCO COMBINED FEED HEATER			PSD	PSDTX767M2		
		40BA1002	GRP-HEATER	DIESEL COMBINED FEED HEATER			NSR Permit	2501A		
		40BA1002	GRP-HEATER	DIESEL COMBINED FEED HEATER			PSD	PSDTX767M2		
		40BA1101	GRP-HEATER	PRODUCT FRACTIONATOR REBOILER HEATER			NSR Permit	2501A		
		40BA1101	GRP-HEATER	PRODUCT FRACTIONATOR REBOILER HEATER			PSD	PSDTX767M2		
		92EF1A	GRP-LABVENT	LABORATORY VENT			PBR		106.122	09/04/2000
		92EF1B	GRP-LABVENT	LABORATORY VENT			PBR		106.122	09/04/2000
		92EF1C	GRP-LABVENT	LABORATORY VENT			PBR		106.122	09/04/2000
		92EF2	GRP-LABVENT	LABORATORY VENT			PBR		106.122	09/04/2000

Emission Point/Stationary Vent/Distillation Operation Vent/Process Vent Attributes
Federal Operating Permit Program
Texas Commission on Environmental Quality

Form OP-SUM - Individual Unit Summary
Table 1

Unit AI	Revision No.	Emission Point ID No.	Group ID No.	Emission Point Name/Description	CAM	PCA AI	Preconstruction Authorization (PCA) Category	Authorization/Registration Number	Permit By Rule (PBR) Number	PBR Effective Date
		92EF3	GRP-LABVENT	LABORATORY VENT			PBR		106.122	09/04/2000
		92EF4	GRP-LABVENT	LABORATORY VENT			PBR		106.122	09/04/2000
		92EF5	GRP-LABVENT	LABORATORY VENT			PBR		106.122	09/04/2000
		90FB831	GRP-PRV	PRESSURIZED TANK 90FB831			NSR Permit	2501A		
		90FB831	GRP-PRV	PRESSURIZED TANK 90FB831			PSD	PSDTX767M2		
		90FB832	GRP-PRV	PRESSURIZED TANK 90FB832			NSR Permit	2501A		
		90FB832	GRP-PRV	PRESSURIZED TANK 90FB832			PSD	PSDTX767M2		
		90FB833	GRP-PRV	PRESSURIZED TANK 90FB833			NSR Permit	2501A		
		90FB833	GRP-PRV	PRESSURIZED TANK 90FB833			PSD	PSDTX767M2		
		90FB834	GRP-PRV	PRESSURIZED TANK 90FB834			NSR Permit	2501A		
		90FB834	GRP-PRV	PRESSURIZED TANK 90FB834			PSD	PSDTX767M2		
		90FB835	GRP-PRV	PRESSURIZED TANK 90FB835			NSR Permit	2501A		
		90FB835	GRP-PRV	PRESSURIZED TANK 90FB835			PSD	PSDTX767M2		
		90FB844	GRP-PRV	PRESSURIZED TANK 90FB844			NSR Permit	2501A		
		90FB844	GRP-PRV	PRESSURIZED TANK 90FB844			PSD	PSDTX767M2		

Emission Point/Stationary Vent/Distillation Operation Vent/Process Vent Attributes
Federal Operating Permit Program
Texas Commission on Environmental Quality

Form OP-SUM - Individual Unit Summary
Table 1

Unit AI	Revision No.	Emission Point ID No.	Group ID No.	Emission Point Name/Description	CAM	PCA AI	Preconstruction Authorization (PCA) Category	Authorization/Registration Number	Permit By Rule (PBR) Number	PBR Effective Date
		90FB845	GRP-PRV	PRESSURIZED TANK 90FB845			NSR Permit	2501A		
		90FB845	GRP-PRV	PRESSURIZED TANK 90FB845			PSD	PSDTX767M2		
		90FB847	GRP-PRV	PRESSURIZED TANK 90FB847			NSR Permit	2501A		
		90FB847	GRP-PRV	PRESSURIZED TANK 90FB847			PSD	PSDTX767M2		
		17H01	GRP-REG1VENT	PROCESS HEATER			NSR Permit	2501A		
		17H01	GRP-REG1VENT	PROCESS HEATER			PSD	PSDTX767M2		
		23BA302	GRP-REG1VENT	VACUUM TOWER HTR. (EAST)			NSR Permit	2501A		
		23BA302	GRP-REG1VENT	VACUUM TOWER HTR. (EAST)			PSD	PSDTX767M2		
		30GG1822	GRP-REG1VENT	CFU EMERGENCY GENERATOR			PBR		106.511	09/04/2000
		30PU2991	GRP-REG1VENT	DIESEL FIRE WATER PUMP ENGINE 1			PBR		106.511	09/04/2000
		30PU2992	GRP-REG1VENT	DIESEL FIRE WATER PUMP ENGINE 2			PBR		106.511	09/04/2000
		30PU2993	GRP-REG1VENT	DIESEL FIRE WATER PUMP ENGINE 3			PBR		106.511	09/04/2000
		39CB2001	GRP-REG1VENT	TAIL GAS INCINERATOR UNIT 39 SRU			NSR Permit	2501A		
		39CB2001	GRP-REG1VENT	TAIL GAS INCINERATOR UNIT 39 SRU			PSD	PSDTX767M2		

**Emission Point/Stationary Vent/Distillation Operation Vent/Process Vent Attributes
Federal Operating Permit Program
Texas Commission on Environmental Quality**

**Form OP-SUM - Individual Unit Summary
Table 1**

Unit AI	Revision No.	Emission Point ID No.	Group ID No.	Emission Point Name/Description	CAM	PCA AI	Preconstruction Authorization (PCA) Category	Authorization/Registration Number	Permit By Rule (PBR) Number	PBR Effective Date
		42GG1730	GRP-REG1VENT	FCC EMERGENCY ENGINE			PBR		106.511	09/04/2000
		42GG1848	GRP-REG1VENT	CIWA FIREWATER PUMP ENGINE NO. 1			PBR		106.511	09/04/2000
		42GG1849	GRP-REG1VENT	CIWA FIREWATER PUMP ENGINE NO. 2			PBR		106.511	09/04/2000
		46CB6301	GRP-REG1VENT	TAIL GAS INCINERATOR UNIT 46 SRU			NSR Permit	2501A		
		46CB6301	GRP-REG1VENT	TAIL GAS INCINERATOR UNIT 46 SRU			PSD	PSDTX767M2		
		47GG1523	GRP-REG1VENT	PUMP ENGINE AT WWT			Exemption	5		09/12/1989
		47GG1523	GRP-REG1VENT	PUMP ENGINE AT WWT			PBR		106.511	09/04/2000
		50BF02	GRP-REG1VENT	BOILER NO. 2			Standard Permit	124424		
		50BF02	GRP-REG1VENT	BOILER NO. 2			PBR	146851	106.261	11/01/2003
		50BF03	GRP-REG1VENT	BOILER NO. 3			Standard Permit	124424		
		50BF03	GRP-REG1VENT	BOILER NO. 3			PBR	146851	106.261	11/01/2003
		50BF04	GRP-REG1VENT	BOILER NO. 4			Standard Permit	124424		
		81BF01	GRP-REG1VENT	BOILER NO. 1			Standard Permit	124424		
		81BF01	GRP-REG1VENT	BOILER NO. 1			PBR	146851	106.261	11/01/2003

Emission Point/Stationary Vent/Distillation Operation Vent/Process Vent Attributes
Federal Operating Permit Program
Texas Commission on Environmental Quality

Form OP-SUM - Individual Unit Summary
Table 1

Unit AI	Revision No.	Emission Point ID No.	Group ID No.	Emission Point Name/Description	CAM	PCA AI	Preconstruction Authorization (PCA) Category	Authorization/Registration Number	Permit By Rule (PBR) Number	PBR Effective Date
		81GEN001	GRP-REG1VENT	BOILER HOUSE DIESEL EMERGENCY GENERATOR			PBR		106.511	09/04/2000
		81SKD5602		GROUNDWATER RECOVERY THERMAL OXIDIZER (PHASE II)			PBR		106.533	07/04/2004
		81SKD5603		GROUNDWATER RECOVERY THERMAL OXIDIZER (PHASE II)			PBR		106.533	07/04/2004
		90CB5601	GRP-REG1VENT	MARINE LOADING DOCK NO. 1 THERMAL OXIDIZER			NSR Permit	2501A		
		90CB5601	GRP-REG1VENT	MARINE LOADING DOCK NO. 1 THERMAL OXIDIZER			PSD	PSDTX767M2		
		90GG2245	GRP-REG1VENT	SIMS BAYOU FIREWATER PUMP ENGINE			PBR		106.511	09/04/2000
		96GENC20D6	GRP-REG1VENT	EMERGENCY DIESEL GENERATOR 96GENC20D6			PBR		106.511	09/04/2000
		97GE2999	GRP-REG1VENT	DIESEL GENERATOR (IS BACKUP)			PBR		106.511	09/04/2000
		CCRGEN	GRP-REG1VENT	CENTRAL CONTROL ROOM EMERGENCY GENERATOR			PBR		106.511	09/04/2000
		22VENT	GRP-VENTLUBE	ALKY UNIT LUBE OIL MIST SYSTEM VENTS			PBR	78537	106.261	11/01/2003
		45AVENT	GRP-VENTLUBE	AMINE UNIT LUBE OIL MIST SYSTEM VENTS			PBR	84930	106.261	11/01/2003

Emission Point/Stationary Vent/Distillation Operation Vent/Process Vent Attributes
Federal Operating Permit Program
Texas Commission on Environmental Quality

Form OP-SUM - Individual Unit Summary
Table 1

Unit AI	Revision No.	Emission Point ID No.	Group ID No.	Emission Point Name/Description	CAM	PCA AI	Preconstruction Authorization (PCA) Category	Authorization/Registration Number	Permit By Rule (PBR) Number	PBR Effective Date
		45VENT	GRP-VENTLUBE	SWS UNIT LUBE OIL MIST SYSTEM VENTS			PBR	84930	106.261	11/01/2003
		46VENT	GRP-VENTLUBE	UNIT 46 SRU LUBE OIL MIST SYSTEM VENTS			PBR	84930	106.261	11/01/2003
		DEINV-MSS	MAINTVENT	DEINVENTORY MSS EMISSIONS			NSR Permit	2501A		
		DEINV-MSS	MAINTVENT	DEINVENTORY MSS EMISSIONS			PSD	PSDTX767M2		
		EXCHMSS	MAINTVENT	HEAT EXCHANGER MSS EMISSIONS			NSR Permit	2501A		
		EXCHMSS	MAINTVENT	HEAT EXCHANGER MSS EMISSIONS			PSD	PSDTX767M2		
		INSIG-MSS	MAINTVENT	INSIGNIFICANT MSS EMISSIONS			NSR Permit	2501A		
		INSIG-MSS	MAINTVENT	INSIGNIFICANT MSS EMISSIONS			PSD	PSDTX767M2		
		SMALL-MSS	MAINTVENT	SMALL EQUIPMENT MSS EMISSIONS			NSR Permit	2501A		
		SMALL-MSS	MAINTVENT	SMALL EQUIPMENT MSS EMISSIONS			PSD	PSDTX767M2		
		PROCVENT		PROCESS ANALYZER VENTS			PBR	92272	106.261	11/01/2003
		21FA103	GRP-VNT2	41FA103 - COMPRESSOR KNOCKOUT DRUM			NSR Permit	2501A		
		21FA103	GRP-VNT2	41FA103 - COMPRESSOR KNOCKOUT DRUM			PSD	PSDTX767M2		
		21FA18	GRP-VNT2	FLARE KNOCKOUT DRUM			NSR Permit	2501A		

Emission Point/Stationary Vent/Distillation Operation Vent/Process Vent Attributes
Federal Operating Permit Program
Texas Commission on Environmental Quality

Form OP-SUM - Individual Unit Summary
Table 1

Unit AI	Revision No.	Emission Point ID No.	Group ID No.	Emission Point Name/Description	CAM	PCA AI	Preconstruction Authorization (PCA) Category	Authorization/Registration Number	Permit By Rule (PBR) Number	PBR Effective Date
		21FA18	GRP-VNT2	FLARE KNOCKOUT DRUM			PSD	PSDTX767M2		
		22CO2039	GRP-VNT2	REFRIGERATION COMPRESSOR			NSR Permit	2501A		
		22CO2039	GRP-VNT2	REFRIGERATION COMPRESSOR			PSD	PSDTX767M2		
		22DA301	GRP-VNT2	VACUUM TOWER			NSR Permit	2501A		
		22DA301	GRP-VNT2	VACUUM TOWER			PSD	PSDTX767M2		
		22DA558	GRP-VNT2	BAUXITE TOWER, WEST			NSR Permit	2501A		
		22DA558	GRP-VNT2	BAUXITE TOWER, WEST			PSD	PSDTX767M2		
		22DA559	GRP-VNT2	BAUXITE TOWER, EAST			NSR Permit	2501A		
		22DA559	GRP-VNT2	BAUXITE TOWER, EAST			PSD	PSDTX767M2		
		22EA200A	GRP-VNT2	REFRIGERANT CONDENSER			NSR Permit	2501A		
		22EA200A	GRP-VNT2	REFRIGERANT CONDENSER			PSD	PSDTX767M2		
		22EA200B	GRP-VNT2	REFRIGERANT CONDENSER			NSR Permit	2501A		
		22EA200B	GRP-VNT2	REFRIGERANT CONDENSER			PSD	PSDTX767M2		
		22EA200C	GRP-VNT2	REFRIGERANT ACCUMULATOR			NSR Permit	2501A		
		22EA200C	GRP-VNT2	REFRIGERANT ACCUMULATOR			PSD	PSDTX767M2		
		22EA202	GRP-VNT2	DEISOBUTANIZER REBOILER			NSR Permit	2501A		

Emission Point/Stationary Vent/Distillation Operation Vent/Process Vent Attributes
Federal Operating Permit Program
Texas Commission on Environmental Quality

Form OP-SUM - Individual Unit Summary
Table 1

Unit AI	Revision No.	Emission Point ID No.	Group ID No.	Emission Point Name/Description	CAM	PCA AI	Preconstruction Authorization (PCA) Category	Authorization/Registration Number	Permit By Rule (PBR) Number	PBR Effective Date
		22EA202	GRP-VNT2	DEISOBUTANIZER REBOILER			PSD	PSDTX767M2		
		22EA4605	GRP-VNT2	HYDROTREATER EFFLUENT COOLER			NSR Permit	2501A		
		22EA4605	GRP-VNT2	HYDROTREATER EFFLUENT COOLER			PSD	PSDTX767M2		
		22EA4606	GRP-VNT2	HYDROTREATER RUN DOWN COOLER			NSR Permit	2501A		
		22EA4606	GRP-VNT2	HYDROTREATER RUN DOWN COOLER			PSD	PSDTX767M2		
		22FA201	GRP-VNT2	COMPRESSOR DRY DRUM			NSR Permit	2501A		
		22FA201	GRP-VNT2	COMPRESSOR DRY DRUM			PSD	PSDTX767M2		
		22FA202	GRP-VNT2	COMPRESSOR CONDENSATE DRUM			NSR Permit	2501A		
		22FA202	GRP-VNT2	COMPRESSOR CONDENSATE DRUM			PSD	PSDTX767M2		
		22FA223	GRP-VNT2	ACID CATCH DRUM			NSR Permit	2501A		
		22FA223	GRP-VNT2	ACID CATCH DRUM			PSD	PSDTX767M2		
		22FA300	GRP-VNT2	ACID SETTLER			NSR Permit	2501A		
		22FA300	GRP-VNT2	ACID SETTLER			PSD	PSDTX767M2		
		22FA301	GRP-VNT2	STRATCO COMPRESSOR KNOCKOUT DRUM			NSR Permit	2501A		
		22FA301	GRP-VNT2	STRATCO COMPRESSOR KNOCKOUT DRUM			PSD	PSDTX767M2		
		22FA302	GRP-VNT2	REFRIGERANT ACCUMULATOR			NSR Permit	2501A		

Emission Point/Stationary Vent/Distillation Operation Vent/Process Vent Attributes
Federal Operating Permit Program
Texas Commission on Environmental Quality

Form OP-SUM - Individual Unit Summary
Table 1

Unit AI	Revision No.	Emission Point ID No.	Group ID No.	Emission Point Name/Description	CAM	PCA AI	Preconstruction Authorization (PCA) Category	Authorization/Registration Number	Permit By Rule (PBR) Number	PBR Effective Date
		22FA302	GRP-VNT2	REFRIGERANT ACCUMULATOR			PSD	PSDTX767M2		
		22FA4601	GRP-VNT2	HIGH PRESSURE FLASH DRUM			NSR Permit	2501A		
		22FA4601	GRP-VNT2	HIGH PRESSURE FLASH DRUM			PSD	PSDTX767M2		
		22FA4602	GRP-VNT2	LP FLASH DRUM			NSR Permit	2501A		
		22FA4602	GRP-VNT2	LP FLASH DRUM			PSD	PSDTX767M2		
		22PU1116	GRP-VNT2	REACTOR EFFLUENT PUMP			NSR Permit	2501A		
		22PU1116	GRP-VNT2	REACTOR EFFLUENT PUMP			PSD	PSDTX767M2		
		22PU1526	GRP-VNT2	REACTOR EFFLUENT PUMP			NSR Permit	2501A		
		22PU1526	GRP-VNT2	REACTOR EFFLUENT PUMP			PSD	PSDTX767M2		
		22PU1724	GRP-VNT2	BHT CHARGE PUMP			NSR Permit	2501A		
		22PU1724	GRP-VNT2	BHT CHARGE PUMP			PSD	PSDTX767M2		
		22PU1725	GRP-VNT2	BHT CHARGE PUMP			NSR Permit	2501A		
		22PU1725	GRP-VNT2	BHT CHARGE PUMP			PSD	PSDTX767M2		
		22PU1728	GRP-VNT2	BHT RUNDOWN PUMP			NSR Permit	2501A		
		22PU1728	GRP-VNT2	BHT RUNDOWN PUMP			PSD	PSDTX767M2		
		22PU1729	GRP-VNT2	BHT RUNDOWN PUMP			NSR Permit	2501A		
		22PU1729	GRP-VNT2	BHT RUNDOWN PUMP			PSD	PSDTX767M2		
		22PU2040	GRP-VNT2	PROPANE PURGE PUMP			NSR Permit	2501A		

Emission Point/Stationary Vent/Distillation Operation Vent/Process Vent Attributes
Federal Operating Permit Program
Texas Commission on Environmental Quality

Form OP-SUM - Individual Unit Summary
Table 1

Unit AI	Revision No.	Emission Point ID No.	Group ID No.	Emission Point Name/Description	CAM	PCA AI	Preconstruction Authorization (PCA) Category	Authorization/Registration Number	Permit By Rule (PBR) Number	PBR Effective Date
		22PU2040	GRP-VNT2	PROPANE PURGE PUMP			PSD	PSDTX767M2		
		22PU2041	GRP-VNT2	EFFLUENT PUMP			NSR Permit	2501A		
		22PU2041	GRP-VNT2	EFFLUENT PUMP			PSD	PSDTX767M2		
		22PU2042	GRP-VNT2	REFRIG. RECYCLE PUMP			NSR Permit	2501A		
		22PU2042	GRP-VNT2	REFRIG. RECYCLE PUMP			PSD	PSDTX767M2		
		22PU2044	GRP-VNT2	ACID CIRC. PUMP			NSR Permit	2501A		
		22PU2044	GRP-VNT2	ACID CIRC. PUMP			PSD	PSDTX767M2		
		22PU2045	GRP-VNT2	ISOBUTANE MAKEUP PUMP			NSR Permit	2501A		
		22PU2045	GRP-VNT2	ISOBUTANE MAKEUP PUMP			PSD	PSDTX767M2		
		22PU2046	GRP-VNT2	ALKY FEED PUMP			NSR Permit	2501A		
		22PU2046	GRP-VNT2	ALKY FEED PUMP			PSD	PSDTX767M2		
		22PU2048	GRP-VNT2	ISOBUTANE RECYCLE BOOSTER PUMP			NSR Permit	2501A		
		22PU2048	GRP-VNT2	ISOBUTANE RECYCLE BOOSTER PUMP			PSD	PSDTX767M2		
		22PU2099	GRP-VNT2	PROPANE PURGE PUMP			NSR Permit	2501A		
		22PU2099	GRP-VNT2	PROPANE PURGE PUMP			PSD	PSDTX767M2		
		22PU2099A	GRP-VNT2	PROPANE PURGE PUMP			NSR Permit	2501A		
		22PU2099A	GRP-VNT2	PROPANE PURGE PUMP			PSD	PSDTX767M2		
		22PU2113	GRP-VNT2	PROPANE PURGE PUMP			NSR Permit	2501A		

Emission Point/Stationary Vent/Distillation Operation Vent/Process Vent Attributes
Federal Operating Permit Program
Texas Commission on Environmental Quality

Form OP-SUM - Individual Unit Summary
Table 1

Unit AI	Revision No.	Emission Point ID No.	Group ID No.	Emission Point Name/Description	CAM	PCA AI	Preconstruction Authorization (PCA) Category	Authorization/Registration Number	Permit By Rule (PBR) Number	PBR Effective Date
		22PU2113	GRP-VNT2	PROPANE PURGE PUMP			PSD	PSDTX767M2		
		22PU2114	GRP-VNT2	EFFLUENT PUMP			NSR Permit	2501A		
		22PU2114	GRP-VNT2	EFFLUENT PUMP			PSD	PSDTX767M2		
		22PU2115	GRP-VNT2	REFRIG. RECYCLE PUMP			NSR Permit	2501A		
		22PU2115	GRP-VNT2	REFRIG. RECYCLE PUMP			PSD	PSDTX767M2		
		22PU2116	GRP-VNT2	ACID CIRC. PUMP			NSR Permit	2501A		
		22PU2116	GRP-VNT2	ACID CIRC. PUMP			PSD	PSDTX767M2		
		22PU2117	GRP-VNT2	ACID CIRC. PUMP			NSR Permit	2501A		
		22PU2117	GRP-VNT2	ACID CIRC. PUMP			PSD	PSDTX767M2		
		22PU2118	GRP-VNT2	ALKY FEED PUMP			NSR Permit	2501A		
		22PU2118	GRP-VNT2	ALKY FEED PUMP			PSD	PSDTX767M2		
		22PU2119	GRP-VNT2	ISOBUTANE RECYCLE BOOSTER PUMP			NSR Permit	2501A		
		22PU2119	GRP-VNT2	ISOBUTANE RECYCLE BOOSTER PUMP			PSD	PSDTX767M2		
		22PU500	GRP-VNT2	DEBUTANIZER REFLUX PUMPS			NSR Permit	2501A		
		22PU500	GRP-VNT2	DEBUTANIZER REFLUX PUMPS			PSD	PSDTX767M2		
		22PU501	GRP-VNT2	DEBUTANIZER REFLUX PUMPS			NSR Permit	2501A		
		22PU501	GRP-VNT2	DEBUTANIZER REFLUX PUMPS			PSD	PSDTX767M2		
		22PU803	GRP-VNT2	DEBUTANIZER OH PUMP			NSR Permit	2501A		
		22PU803	GRP-VNT2	DEBUTANIZER OH PUMP			PSD	PSDTX767M2		

Emission Point/Stationary Vent/Distillation Operation Vent/Process Vent Attributes
Federal Operating Permit Program
Texas Commission on Environmental Quality

Form OP-SUM - Individual Unit Summary
Table 1

Unit AI	Revision No.	Emission Point ID No.	Group ID No.	Emission Point Name/Description	CAM	PCA AI	Preconstruction Authorization (PCA) Category	Authorization/Registration Number	Permit By Rule (PBR) Number	PBR Effective Date
		22PU862	GRP-VNT2	DEBUTANIZER OH PUMP			NSR Permit	2501A		
		22PU862	GRP-VNT2	DEBUTANIZER OH PUMP			PSD	PSDTX767M2		
		22RX225	GRP-VNT2	STRATCO REACTOR			NSR Permit	2501A		
		22RX225	GRP-VNT2	STRATCO REACTOR			PSD	PSDTX767M2		
		22RX226	GRP-VNT2	STRATCO REACTOR			NSR Permit	2501A		
		22RX226	GRP-VNT2	STRATCO REACTOR			PSD	PSDTX767M2		
		23DA101	GRP-VNT2	STABILIZER TOWER			NSR Permit	2501A		
		23DA101	GRP-VNT2	STABILIZER TOWER			PSD	PSDTX767M2		
		23DA102	GRP-VNT2	DEBUTANIZER			NSR Permit	2501A		
		23DA102	GRP-VNT2	DEBUTANIZER			PSD	PSDTX767M2		
		23DA201	GRP-VNT2	ATMOSPHERIC TOWER			NSR Permit	2501A		
		23DA201	GRP-VNT2	ATMOSPHERIC TOWER			PSD	PSDTX767M2		
		23DA405	GRP-VNT2	COMBO SOUR WATER STRIPPER			NSR Permit	2501A		
		23DA405	GRP-VNT2	COMBO SOUR WATER STRIPPER			PSD	PSDTX767M2		
		23EA310	GRP-VNT2	#3 VACUUM JET CONDENSER			NSR Permit	2501A		
		23EA310	GRP-VNT2	#3 VACUUM JET CONDENSER			PSD	PSDTX767M2		
		23EC205A-J	GRP-VNT2	FRACTIONATOR OH CONDENSER			NSR Permit	2501A		
		23EC205A-J	GRP-VNT2	FRACTIONATOR OH CONDENSER			PSD	PSDTX767M2		
		23FA101	GRP-VNT2	STABILIZER OVERHEAD RECEIVER			NSR Permit	2501A		

Emission Point/Stationary Vent/Distillation Operation Vent/Process Vent Attributes
Federal Operating Permit Program
Texas Commission on Environmental Quality

Form OP-SUM - Individual Unit Summary
Table 1

Unit AI	Revision No.	Emission Point ID No.	Group ID No.	Emission Point Name/Description	CAM	PCA AI	Preconstruction Authorization (PCA) Category	Authorization/Registration Number	Permit By Rule (PBR) Number	PBR Effective Date
		23FA101	GRP-VNT2	STABILIZER OVERHEAD RECEIVER			PSD	PSDTX767M2		
		23FA102	GRP-VNT2	DEBUTANIZER OVERHEAD ACCUMULATOR			NSR Permit	2501A		
		23FA102	GRP-VNT2	DEBUTANIZER OVERHEAD ACCUMULATOR			PSD	PSDTX767M2		
		23FA201	GRP-VNT2	ATMOSPHERIC TOWER OVERHEAD RECEIVER			NSR Permit	2501A		
		23FA201	GRP-VNT2	ATMOSPHERIC TOWER OVERHEAD RECEIVER			PSD	PSDTX767M2		
		23FA405	GRP-VNT2	COMBO SWS OVERHEAD ACCUMULATOR			NSR Permit	2501A		
		23FA405	GRP-VNT2	COMBO SWS OVERHEAD ACCUMULATOR			PSD	PSDTX767M2		
		23FA406	GRP-VNT2	COMBO SWS OIL/WATER ACCUMULATOR			NSR Permit	2501A		
		23FA406	GRP-VNT2	COMBO SWS OIL/WATER ACCUMULATOR			PSD	PSDTX767M2		
		23FA650	GRP-VNT2	SGC 1ST STAGE SUCTION DRUM			NSR Permit	2501A		
		23FA650	GRP-VNT2	SGC 1ST STAGE SUCTION DRUM			PSD	PSDTX767M2		

**Emission Point/Stationary Vent/Distillation Operation Vent/Process Vent Attributes
Federal Operating Permit Program
Texas Commission on Environmental Quality**

**Form OP-SUM - Individual Unit Summary
Table 1**

Unit AI	Revision No.	Emission Point ID No.	Group ID No.	Emission Point Name/Description	CAM	PCA AI	Preconstruction Authorization (PCA) Category	Authorization/Registration Number	Permit By Rule (PBR) Number	PBR Effective Date
		23FA652	GRP-VNT2	SAT. GAS COMPRESSOR 1ST STAGE DISCHARGE BOTTLE			NSR Permit	2501A		
		23FA652	GRP-VNT2	SAT. GAS COMPRESSOR 1ST STAGE DISCHARGE BOTTLE			PSD	PSDTX767M2		
		23FA653	GRP-VNT2	SGC 2ND STAGE SUCTION			NSR Permit	2501A		
		23FA653	GRP-VNT2	SGC 2ND STAGE SUCTION			PSD	PSDTX767M2		
		23FA655	GRP-VNT2	SAT. GAS COMPRESSOR 2ND STAGE DISCHARGE BOTTLE			NSR Permit	2501A		
		23FA655	GRP-VNT2	SAT. GAS COMPRESSOR 2ND STAGE DISCHARGE BOTTLE			PSD	PSDTX767M2		
		23FA656	GRP-VNT2	SGC 3RD STAGE SUCTION			NSR Permit	2501A		
		23FA656	GRP-VNT2	SGC 3RD STAGE SUCTION			PSD	PSDTX767M2		
		23FA658	GRP-VNT2	SAT. GAS COMPRESSOR 3RD STAGE DISCHARGE BOTTLE			NSR Permit	2501A		

Emission Point/Stationary Vent/Distillation Operation Vent/Process Vent Attributes
Federal Operating Permit Program
Texas Commission on Environmental Quality

Form OP-SUM - Individual Unit Summary
Table 1

Unit AI	Revision No.	Emission Point ID No.	Group ID No.	Emission Point Name/Description	CAM	PCA AI	Preconstruction Authorization (PCA) Category	Authorization/Registration Number	Permit By Rule (PBR) Number	PBR Effective Date
		23FA658	GRP-VNT2	SAT. GAS COMPRESSOR 3RD STAGE DISCHARGE BOTTLE			PSD	PSDTX767M2		
		24EA2402A	GRP-VNT2	HP RECEIVER TRIM COOLER			NSR Permit	2501A		
		24EA2402A	GRP-VNT2	HP RECEIVER TRIM COOLER			PSD	PSDTX767M2		
		27DA1101	GRP-VNT2	STABILIZER			NSR Permit	2501A		
		27DA1101	GRP-VNT2	STABILIZER			PSD	PSDTX767M2		
		27DA1102	GRP-VNT2	RERUN TOWER			NSR Permit	2501A		
		27DA1102	GRP-VNT2	RERUN TOWER			PSD	PSDTX767M2		
		27FA001	GRP-VNT2	#1 COMPRESSOR KNOCKOUT POT			NSR Permit	2501A		
		27FA001	GRP-VNT2	#1 COMPRESSOR KNOCKOUT POT			PSD	PSDTX767M2		
		27FA002	GRP-VNT2	#2 COMPRESSOR KNOCKOUT POT			NSR Permit	2501A		
		27FA002	GRP-VNT2	#2 COMPRESSOR KNOCKOUT POT			PSD	PSDTX767M2		
		27FA003	GRP-VNT2	#3 COMPRESSOR KNOCKOUT POT			NSR Permit	2501A		
		27FA003	GRP-VNT2	#3 COMPRESSOR KNOCKOUT POT			PSD	PSDTX767M2		
		27FA004	GRP-VNT2	#4 COMPRESSOR KNOCKOUT POT			NSR Permit	2501A		
		27FA004	GRP-VNT2	#4 COMPRESSOR KNOCKOUT POT			PSD	PSDTX767M2		
		27FA1000	GRP-VNT2	HP PRODUCT SEPARATOR			NSR Permit	2501A		

Emission Point/Stationary Vent/Distillation Operation Vent/Process Vent Attributes
Federal Operating Permit Program
Texas Commission on Environmental Quality

Form OP-SUM - Individual Unit Summary
Table 1

Unit AI	Revision No.	Emission Point ID No.	Group ID No.	Emission Point Name/Description	CAM	PCA AI	Preconstruction Authorization (PCA) Category	Authorization/Registration Number	Permit By Rule (PBR) Number	PBR Effective Date
		27FA1000	GRP-VNT2	HP PRODUCT SEPARATOR			PSD	PSDTX767M2		
		27FA1001	GRP-VNT2	LP PRODUCT SEPARATOR			NSR Permit	2501A		
		27FA1001	GRP-VNT2	LP PRODUCT SEPARATOR			PSD	PSDTX767M2		
		27FA1101	GRP-VNT2	PRODUCT SEPARATOR			NSR Permit	2501A		
		27FA1101	GRP-VNT2	PRODUCT SEPARATOR			PSD	PSDTX767M2		
		27FA1102	GRP-VNT2	STABILIZER RECEIVER			NSR Permit	2501A		
		27FA1102	GRP-VNT2	STABILIZER RECEIVER			PSD	PSDTX767M2		
		28FA1202	GRP-VNT2	A UNIFINER STRIPPER ACCUMULATOR			NSR Permit	2501A		
		28FA1202	GRP-VNT2	A UNIFINER STRIPPER ACCUMULATOR			PSD	PSDTX767M2		
		29DA1300	GRP-VNT2	B UNIFINER STRIPPER TOWER			NSR Permit	2501A		
		29DA1300	GRP-VNT2	B UNIFINER STRIPPER TOWER			PSD	PSDTX767M2		
		29FA1300	GRP-VNT2	B UNIFINER STRIPPER RECEIVER			NSR Permit	2501A		
		29FA1300	GRP-VNT2	B UNIFINER STRIPPER RECEIVER			PSD	PSDTX767M2		
		41DA102	GRP-VNT2	RERUN TOWER			NSR Permit	2501A		
		41DA102	GRP-VNT2	RERUN TOWER			PSD	PSDTX767M2		

Emission Point/Stationary Vent/Distillation Operation Vent/Process Vent Attributes
Federal Operating Permit Program
Texas Commission on Environmental Quality

Form OP-SUM - Individual Unit Summary
Table 1

Unit AI	Revision No.	Emission Point ID No.	Group ID No.	Emission Point Name/Description	CAM	PCA AI	Preconstruction Authorization (PCA) Category	Authorization/Registration Number	Permit By Rule (PBR) Number	PBR Effective Date
		41FA104	GRP-VNT2	41FA104 - COMPRESSOR KNOCKOUT DRUM			NSR Permit	2501A		
		41FA104	GRP-VNT2	41FA104 - COMPRESSOR KNOCKOUT DRUM			PSD	PSDTX767M2		
		42DA2001	GRP-VNT2	MAIN COLUMN			NSR Permit	2501A		
		42DA2001	GRP-VNT2	MAIN COLUMN			PSD	PSDTX767M2		
		42DA2403	GRP-VNT2	GASOLINE STRIPPER			NSR Permit	2501A		
		42DA2403	GRP-VNT2	GASOLINE STRIPPER			PSD	PSDTX767M2		
		42DA2404	GRP-VNT2	DEBUTANIZER			NSR Permit	2501A		
		42DA2404	GRP-VNT2	DEBUTANIZER			PSD	PSDTX767M2		
		42DA2405	GRP-VNT2	DEPENTANIZER			NSR Permit	2501A		
		42DA2405	GRP-VNT2	DEPENTANIZER			PSD	PSDTX767M2		
		42EA2401B	GRP-VNT2	INTERSTAGE COOLER			NSR Permit	2501A		
		42EA2401B	GRP-VNT2	INTERSTAGE COOLER			PSD	PSDTX767M2		
		42EA2410A	GRP-VNT2	DEBUTANIZER OH CONDENSER			NSR Permit	2501A		
		42EA2410A	GRP-VNT2	DEBUTANIZER OH CONDENSER			PSD	PSDTX767M2		
		42EA2410C	GRP-VNT2	DEBUTANIZER OH CONDENSER			NSR Permit	2501A		
		42EA2410C	GRP-VNT2	DEBUTANIZER OH CONDENSER			PSD	PSDTX767M2		
		42EA2411A	GRP-VNT2	DEBUTANIZER REBOILER			NSR Permit	2501A		
		42EA2411A	GRP-VNT2	DEBUTANIZER REBOILER			PSD	PSDTX767M2		
		42EA2411B	GRP-VNT2	DEBUTANIZER REBOILER			NSR Permit	2501A		

Emission Point/Stationary Vent/Distillation Operation Vent/Process Vent Attributes
Federal Operating Permit Program
Texas Commission on Environmental Quality

Form OP-SUM - Individual Unit Summary
Table 1

Unit AI	Revision No.	Emission Point ID No.	Group ID No.	Emission Point Name/Description	CAM	PCA AI	Preconstruction Authorization (PCA) Category	Authorization/Registration Number	Permit By Rule (PBR) Number	PBR Effective Date
		42EA2411B	GRP-VNT2	DEBUTANIZER REBOILER			PSD	PSDTX767M2		
		42EA2412B	GRP-VNT2	GAS PRODUCTS TRIM COOLER			NSR Permit	2501A		
		42EA2412B	GRP-VNT2	GAS PRODUCTS TRIM COOLER			PSD	PSDTX767M2		
		42EA2413A	GRP-VNT2	S INTERSTAGE COOLER			NSR Permit	2501A		
		42EA2413A	GRP-VNT2	S INTERSTAGE COOLER			PSD	PSDTX767M2		
		42EA2413B	GRP-VNT2	S INTERSTAGE COOLER			NSR Permit	2501A		
		42EA2413B	GRP-VNT2	S INTERSTAGE COOLER			PSD	PSDTX767M2		
		42FA2001	GRP-VNT2	MAIN COLUMN OVERHEAD ACCUMULATOR			NSR Permit	2501A		
		42FA2001	GRP-VNT2	MAIN COLUMN OVERHEAD ACCUMULATOR			PSD	PSDTX767M2		
		42FA2401	GRP-VNT2	WGC 1ST STAGE SUCTION DRUM			NSR Permit	2501A		
		42FA2401	GRP-VNT2	WGC 1ST STAGE SUCTION DRUM			PSD	PSDTX767M2		
		42FA2402	GRP-VNT2	WGC INTERSTAGE DRUM			NSR Permit	2501A		
		42FA2402	GRP-VNT2	WGC INTERSTAGE DRUM			PSD	PSDTX767M2		
		42FA2403	GRP-VNT2	WGC HIGH STAGE DRUM			NSR Permit	2501A		

Emission Point/Stationary Vent/Distillation Operation Vent/Process Vent Attributes
Federal Operating Permit Program
Texas Commission on Environmental Quality

Form OP-SUM - Individual Unit Summary
Table 1

Unit AI	Revision No.	Emission Point ID No.	Group ID No.	Emission Point Name/Description	CAM	PCA AI	Preconstruction Authorization (PCA) Category	Authorization/Registration Number	Permit By Rule (PBR) Number	PBR Effective Date
		42FA2403	GRP-VNT2	WGC HIGH STAGE DRUM			PSD	PSDTX767M2		
		42FA2452AX	GRP-VNT2	SEAL OIL TRAP			NSR Permit	2501A		
		42FA2452AX	GRP-VNT2	SEAL OIL TRAP			PSD	PSDTX767M2		
		42FA2452BX	GRP-VNT2	SEAL OIL TRAP			NSR Permit	2501A		
		42FA2452BX	GRP-VNT2	SEAL OIL TRAP			PSD	PSDTX767M2		
		42RX2101	GRP-VNT2	FCC REACTOR			NSR Permit	2501A		
		42RX2101	GRP-VNT2	FCC REACTOR			PSD	PSDTX767M2		
		43DA4501	GRP-VNT2	PROPYLENE SPLITTER			NSR Permit	2501A		
		43DA4501	GRP-VNT2	PROPYLENE SPLITTER			PSD	PSDTX767M2		
		43DA4502	GRP-VNT2	DEPROPANIZER			NSR Permit	2501A		
		43DA4502	GRP-VNT2	DEPROPANIZER			PSD	PSDTX767M2		
		43EA4503A	GRP-VNT2	PROPYLENE SPLITTER OH CONDENSER			NSR Permit	2501A		
		43EA4503A	GRP-VNT2	PROPYLENE SPLITTER OH CONDENSER			PSD	PSDTX767M2		
		43EA4503B	GRP-VNT2	PROPYLENE SPLITTER OH CONDENSER			NSR Permit	2501A		
		43EA4503B	GRP-VNT2	PROPYLENE SPLITTER OH CONDENSER			PSD	PSDTX767M2		
		43EA4503C	GRP-VNT2	PROPYLENE SPLITTER OH CONDENSER			NSR Permit	2501A		

Emission Point/Stationary Vent/Distillation Operation Vent/Process Vent Attributes
Federal Operating Permit Program
Texas Commission on Environmental Quality

Form OP-SUM - Individual Unit Summary
Table 1

Unit AI	Revision No.	Emission Point ID No.	Group ID No.	Emission Point Name/Description	CAM	PCA AI	Preconstruction Authorization (PCA) Category	Authorization/Registration Number	Permit By Rule (PBR) Number	PBR Effective Date
		43EA4503C	GRP-VNT2	PROPYLENE SPLITTER OH CONDENSER			PSD	PSDTX767M2		
		43EA4503D	GRP-VNT2	PROPYLENE SPLITTER OH CONDENSER			NSR Permit	2501A		
		43EA4503D	GRP-VNT2	PROPYLENE SPLITTER OH CONDENSER			PSD	PSDTX767M2		
		43EA4504A	GRP-VNT2	DEPROPANIZER OH CONDENSER			NSR Permit	2501A		
		43EA4504A	GRP-VNT2	DEPROPANIZER OH CONDENSER			PSD	PSDTX767M2		
		43EA4504B	GRP-VNT2	DEPROPANIZER OH CONDENSER			NSR Permit	2501A		
		43EA4504B	GRP-VNT2	DEPROPANIZER OH CONDENSER			PSD	PSDTX767M2		
		44DA3001	GRP-VNT2	ASPHALTENE SEPARATOR			NSR Permit	2501A		
		44DA3001	GRP-VNT2	ASPHALTENE SEPARATOR			PSD	PSDTX767M2		
		44DA3002	GRP-VNT2	DAO STRIPPER			NSR Permit	2501A		
		44DA3002	GRP-VNT2	DAO STRIPPER			PSD	PSDTX767M2		
		44DA3003	GRP-VNT2	ASPHALT STRIPPER			NSR Permit	2501A		
		44DA3003	GRP-VNT2	ASPHALT STRIPPER			PSD	PSDTX767M2		
		44DA3004	GRP-VNT2	LOW PRESSURE FLASH DRUM			NSR Permit	2501A		
		44DA3004	GRP-VNT2	LOW PRESSURE FLASH DRUM			PSD	PSDTX767M2		
		44DA3010	GRP-VNT2	DAO STRIPPER			NSR Permit	2501A		
		44DA3010	GRP-VNT2	DAO STRIPPER			PSD	PSDTX767M2		

Emission Point/Stationary Vent/Distillation Operation Vent/Process Vent Attributes
Federal Operating Permit Program
Texas Commission on Environmental Quality

Form OP-SUM - Individual Unit Summary
Table 1

Unit AI	Revision No.	Emission Point ID No.	Group ID No.	Emission Point Name/Description	CAM	PCA AI	Preconstruction Authorization (PCA) Category	Authorization/Registration Number	Permit By Rule (PBR) Number	PBR Effective Date
		44DA3011	GRP-VNT2	HOT OIL DRUM			NSR Permit	2501A		
		44DA3011	GRP-VNT2	HOT OIL DRUM			PSD	PSDTX767M2		
		44FA3001	GRP-VNT2	ASPHALT MIX FLASH DRUM			NSR Permit	2501A		
		44FA3001	GRP-VNT2	ASPHALT MIX FLASH DRUM			PSD	PSDTX767M2		
		44FA3002	GRP-VNT2	SOLVENT ACCUMULATOR			NSR Permit	2501A		
		44FA3002	GRP-VNT2	SOLVENT ACCUMULATOR			PSD	PSDTX767M2		
		44FA3004A	GRP-VNT2	COMPRESSOR KNOCKOUT DRUM			NSR Permit	2501A		
		44FA3004A	GRP-VNT2	COMPRESSOR KNOCKOUT DRUM			PSD	PSDTX767M2		
		44FA3004B	GRP-VNT2	COMPRESSOR KNOCKOUT DRUM			NSR Permit	2501A		
		44FA3004B	GRP-VNT2	COMPRESSOR KNOCKOUT DRUM			PSD	PSDTX767M2		
		44FA3005	GRP-VNT2	HIGH PRESSURE FLASH DRUM			NSR Permit	2501A		
		44FA3005	GRP-VNT2	HIGH PRESSURE FLASH DRUM			PSD	PSDTX767M2		
		45DA3002	GRP-VNT2	MEA REGENERATOR			NSR Permit	2501A		
		45DA3002	GRP-VNT2	MEA REGENERATOR			PSD	PSDTX767M2		
		45DA7401	GRP-VNT2	SOUR WATER STRIPPER			NSR Permit	2501A		
		45DA7401	GRP-VNT2	SOUR WATER STRIPPER			PSD	PSDTX767M2		
		45FA6001	GRP-VNT2	SOUR GAS KNOCKOUT DRUM			NSR Permit	2501A		

Emission Point/Stationary Vent/Distillation Operation Vent/Process Vent Attributes
Federal Operating Permit Program
Texas Commission on Environmental Quality

Form OP-SUM - Individual Unit Summary
Table 1

Unit AI	Revision No.	Emission Point ID No.	Group ID No.	Emission Point Name/Description	CAM	PCA AI	Preconstruction Authorization (PCA) Category	Authorization/Registration Number	Permit By Rule (PBR) Number	PBR Effective Date
		45FA6001	GRP-VNT2	SOUR GAS KNOCKOUT DRUM			PSD	PSDTX767M2		
		45FA6003	GRP-VNT2	AMINE REGENERATOR OH ACCUMULATOR			NSR Permit	2501A		
		45FA6003	GRP-VNT2	AMINE REGENERATOR OH ACCUMULATOR			PSD	PSDTX767M2		
		45FA6004	GRP-VNT2	MEA RECLAIMER			NSR Permit	2501A		
		45FA6004	GRP-VNT2	MEA RECLAIMER			PSD	PSDTX767M2		
		45FA6006	GRP-VNT2	MOBIL COMPRESSOR DISCHARGE DRUM			NSR Permit	2501A		
		45FA6006	GRP-VNT2	MOBIL COMPRESSOR DISCHARGE DRUM			PSD	PSDTX767M2		
		45FA6008	GRP-VNT2	MOBIL COMPRESSOR SUCTION DRUM			NSR Permit	2501A		
		45FA6008	GRP-VNT2	MOBIL COMPRESSOR SUCTION DRUM			PSD	PSDTX767M2		
		45FA7403	GRP-VNT2	SOUR WATER STRIPPER OVERHEAD ACCUMULATOR			NSR Permit	2501A		
		45FA7403	GRP-VNT2	SOUR WATER STRIPPER OVERHEAD ACCUMULATOR			PSD	PSDTX767M2		
		46FA6201	GRP-VNT2	MEA GAS KNOCKOUT DRUM			NSR Permit	2501A		
		46FA6201	GRP-VNT2	MEA GAS KNOCKOUT DRUM			PSD	PSDTX767M2		
		46FA6202	GRP-VNT2	SOUR WATER STRIPPER KNOCKOUT DRUM			NSR Permit	2501A		

**Emission Point/Stationary Vent/Distillation Operation Vent/Process Vent Attributes
Federal Operating Permit Program
Texas Commission on Environmental Quality**

Form OP-REQ2 - Negative Applicable/Superseded Requirement Determinations

Unit AI	Revision No.	Emission Point ID No.	Potentially Applicable Regulatory Name	Negative Applicability/Superseded Requirement Citation	Negative Applicability/Superseded Requirement Reason
		22AVENT	40 CFR Part 63, Subpart CC	§ 63.641	Process vents do not contain greater than 20 ppmv organic HAP.
		22FA225	40 CFR Part 63, Subpart CC	§ 63.641	Process vents do not contain greater than 20 ppmv organic HAP.
		42EG7901	30 TAC Chapter 115, Vent Gas Controls	§ 115.121(a)(1)	The vent stream does not contain any VOC
		44FA3007	40 CFR Part 63, Subpart CC	§ 63.641	Does not meet the definition of a miscellaneous process vent because the gas stream does not contain greater than 20 PPM organic HAPs by volume.
		GRP-HEAT1	40 CFR Part 63, Subpart CC	§ 63.641	Does not meet the definition of a miscellaneous process vent because it is not periodically or continuously discharged during normal operation.
		GRP-HEATER	40 CFR Part 63, Subpart CC	§ 63.641	Process vents do not contain greater than 20 ppmv organic HAP; hence, they are not MACT CC miscellaneous process vents.
		GRP-VENTLUBE	40 CFR Part 63, Subpart CC	§ 63.641	Process vents do not contain greater than 20 ppmv organic HAP.
		GRP-VNT2	40 CFR Part 63, Subpart CC	§ 63.641	Does not meet the definition of a miscellaneous process vent because it is not periodically or continuously discharged during normal operation.
		GRP-VNT6	30 TAC Chapter 115, Vent Gas Controls	§ 115.10	Does not meet the definition of vent as defined in 115.10
		GRP-VNT6	40 CFR Part 63, Subpart CC	§ 63.641	Does not meet the definition of a miscellaneous process vent because it is not periodically or continuously discharged during normal operation.

Emission Point/Stationary Vent/Distillation Operation Vent/Process Vent Attributes
Form OP-UA15
Federal Operating Permit Program
Texas Commission on Environmental Quality

Table 1a: Title 30 Texas Administrative Code Chapter 111 (30 TAC Chapter 111)
Subchapter A: Visible Emissions

Emission Point ID No.	SOP/GOP Index No.	Alternate Opacity Limitation	AOL ID No.	Vent Source	Opacity Monitoring System	Construction Date	Effluent Flow Rate
22AVENT	R1111-3	NO		NOVIS	NONE	72+	100-
22EG400	R1111-3	NO		NOVIS	NONE	72+	100-
22FA225	R1111-3	NO		NOVIS	NONE	72+	100-
42CB2201	R1111-2	NO		CATREG	EDEX	72+	100+
GRP-HEAT1	R1111-0	NO		OTHER	NONE	72-	100-
GRP-HEATER	R1111-1	NO		OTHER	NONE	72+	100-
GRP-LABVENT	R1111-3	NO		NOVIS	NONE	72+	100-
GRP-PRV	R1111-3	NO		NOVIS	NONE	72+	100-
GRP-REG1VENT	R1111-1	NO		OTHER	NONE	72+	100-
GRP-VENTLUBE	R1111-3	NO		NOVIS	NONE	72+	100-
PROCVENT	R1111-3	NO		NOVIS	NONE	72+	100-
81SKD5602	R1111-3	NO		NOVIS	NONE	72+	100-
81SKD5603	R1111-3	NO		NOVIS	NONE	72+	100-

[Go to the Table of Contents](#)

Emission Point/Stationary Vent/Distillation Operation Vent/Process Vent Attributes
Form OP-UA15
Federal Operating Permit Program
Texas Commission on Environmental Quality

Table 1b: Title 30 Texas Administrative Code Chapter 111 (30 TAC Chapter 111)
Subchapter A: Visible Emissions

Emission Point ID No.	SOP Index No.	Annual ACF	Heat Input	State Implementation Plan (SIP) Violation	Total Feed Capacity
42CB2201	R1111-2				20+

[Go to the Table of Contents](#)

**Emission Point/Stationary Vent/Distillation Operation Vent/Process Vent Attributes
Form OP-UA15
Federal Operating Permit Program
Texas Commission on Environmental Quality**

**Table 2a: Title 30 Texas Administrative Code Chapter 115 (30 TAC Chapter 115)
Subchapter B: Vent Gas Control**

Emission Point ID No.	SOP/GOP Index No.	Chapter 115 Division	Combustion Exhaust	Vent Type	Total Uncontrolled VOC Weight	Combined 24-Hour VOC Weight	VOC Concentration	VOC Concentration or Emission Rate at Maximum Operating Conditions
22AVENT	R5127-1	NO	NO	REGVAPPL		100-	612+	YES
22EG400	R5127-1	NO	NO	REGVAPPL		100-	612+	YES
22FA225	R5127-1	NO	NO	REGVAPPL		100-	612+	YES
GRP-DISTILL	R5127-1	NO	NO	REGVAPPL		100-	612-	YES
GRP-LABVENT	R5127-1	NO	NO	REGVAPPL		100-	612+	YES
GRP-PRV	R5127-1	NO	NO	REGVAPPL		100-	612+	YES
GRP-VENTLUBE	R5127-1	NO	NO	REGVAPPL		100-	612+	YES
PROCVENT	R5127-1	NO	NO	REGVAPPL		100-	612+	YES
81SKD5602	R5127-1	NO	NO	REGVAPPL		100-	612+	YES
81SKD5603	R5127-1	NO	NO	REGVAPPL		100-	612+	YES

[Go to the Table of Contents](#)

Emission Point/Stationary Vent/Distillation Operation Vent/Process Vent Attributes
Form OP-UA15
Federal Operating Permit Program
Texas Commission on Environmental Quality

Table 5a: Title 40 Code of Federal Regulations Part 63 (40 CFR Part 63)
Subpart CC: National Emission Standards for Hazardous Air Pollutants from Petroleum Refineries

Emission Point ID No.	SOP Index No.	Specified in 40 CFR §63.640(g)(1)-(6)	Subject to 40 CFR Part 63, Subparts F, G, H, or I	Vent Type	Engineering Assessment	Maintenance Vent Compliance	Control Device	Control Device ID No.	Performance Test	Alternate Parameter Monitoring
PROCVENT	63CC-PROCVENT	NO	NO	GRP2	YES					
MAINTVENT	63CC-MAINTVENT	NO	NO	MAINT		2016-COMP				

[Go to the Table of Contents](#)

**Emission Point/Stationary Vent/Distillation Operation Vent/Process Vent Attributes
Form OP-UA15
Federal Operating Permit Program
Texas Commission on Environmental Quality**

**Table 12a: Title 30 Texas Administrative Code Chapter 115 (30 TAC Chapter 115)
Subchapter H, Division 1: Highly-Reactive Volatile Organic Compounds-Vent Gas Control**

Emission Point ID No.	SOP Index No.	HRVOC Concentration	Max Flow Rate	Exempt Date	Vent Gas Stream Control
GRP-HEATER	R5725-001	YES	NO		OTHCD

[Go to the Table of Contents](#)

**Emission Point/Stationary Vent/Distillation Operation Vent/Process Vent Attributes
Form OP-UA15
Federal Operating Permit Program
Texas Commission on Environmental Quality**

**Table 12b: Title 30 Texas Administrative Code Chapter 115 (30 TAC Chapter 115)
Subchapter H, Division 1: Highly-Reactive Volatile Organic Compounds-Vent Gas Control**

Emission Point ID No.	SOP Index No.	AM	AM ID No.	Minor Modification	Minor Modification ID No.	Process Knowledge	Waived Testing	Testing Requirements
GRP-HEATER	R5725-001	NO		NO		NO	NO	725A

[Go to the Table of Contents](#)

**Solvent Degreasing Machine Attributes
Form OP-UA16
Federal Operating Permit Program
Texas Commission on Environmental Quality**

Table of Contents

Table	Regulation	Page	Data Submitted
N/A	N/A	OP-SUM Table 1	Yes
N/A	N/A	OP-REQ2	Yes
Table 1	30 TAC Chapter 115, Subchapter E: Degreasing Processes	Page 1	Yes
Table 2a	40 CFR Part 63, Subpart T: National Emission Standards for Halogenated Solvent Cleaning	Page 2	
Table 2b	40 CFR Part 63, Subpart T: National Emission Standards for Halogenated Solvent Cleaning	Page 3	
Table 2c	40 CFR Part 63, Subpart T: National Emission Standards for Halogenated Solvent Cleaning	Page 4	

**Solvent Degreasing Machine Attributes
Form OP-UA16
Federal Operating Permit Program
Texas Commission on Environmental Quality**

**Table 1: Title 30 Texas Administrative Code Chapter 115 (30 TAC Chapter 115)
Subchapter E: Degreasing Processes**

Unit ID No.	SOP/GOP Index No.	Solvent Degreasing Machine Type	Alternate Control Requirement (ACR)	Alternate Control Requirement ID No.	Solvent Sprayed	Solvent Vapor Pressure	Solvent Heated	Parts Larger Than Drainage	Drainage Area	Disposal in Enclosed Containers	Solvent/Air Interface Area	Emission Control Combinations
DG-SHOP	R5417-1	RRC-S	NO		YES	0.6-		NO	16-	YES		

[Go to the Table of Contents](#)

**Incinerator Attributes
Form OP-UA35
Federal Operating Permit Program
Texas Commission on Environmental Quality**

Table of Contents

Table	Regulation	Page	Data Submitted
N/A	N/A	OP-SUM Table 1	Yes
N/A	N/A	OP-SUM Table 2	
N/A	N/A	OP-REQ2	Yes
Table 1	30 TAC Chapter 111, Subchapter A: Incineration	Page 1	
Table 2a	30 TAC Chapter 117, Subchapter B: Combustion Control at Major Industrial, Commercial, and Institutional Sources in Ozone Nonattainment Areas, Incinerators	Page 2	Yes
Table 2b	30 TAC Chapter 117, Subchapter B: Combustion Control at Major Industrial, Commercial, and Institutional Sources in Ozone Nonattainment Areas, Incinerators	Page 3	
Table 3	40 CFR Part 60, Subpart E: Standards of Performance for Incinerators	Page 4	
Table 4	40 CFR Part 60, Subpart O: Standards of Performance for Sewage Treatment Plants (Sewage Sludge Incinerators)	Page 5	
Table 5	40 CFR Part 61, Subpart C: National Emission Standard for Beryllium	Page 6	
Table 6	40 CFR Part 61, Subpart E: National Emission Standard for Mercury	Page 7	
Table 7a	30 TAC Chapter 113, Subchapter D: Hospital/Medical/Infectious Waste Incinerators	Page 8	
Table 7b	30 TAC Chapter 113, Subchapter D: Hospital/Medical/Infectious Waste Incinerators	Page 9	
Table 7c	30 TAC Chapter 113, Subchapter D: Hospital/Medical/Infectious Waste Incinerators	Page 10	
Table 7d	30 TAC Chapter 113, Subchapter D: Hospital/Medical/Infectious Waste Incinerators	Page 11	
Table 8a	40 CFR Part 63, Subpart EEE: Hazardous Waste Combustors	Page 12	
Table 8b	40 CFR Part 63, Subpart EEE: Hazardous Waste Combustors	Page 13	

**Incinerator Attributes
Form OP-UA35
Federal Operating Permit Program
Texas Commission on Environmental Quality**

**Table 2a: Title 30 Texas Administrative Code Chapter 117 (30 TAC Chapter 117)
Subchapter B: Combustion Control at Major Industrial, Commercial, and Institutional Sources in Ozone Nonattainment Areas, Incinerators**

Unit ID No.	SOP Index No.	Maximum Rated Capacity	NOx Emission Limitation	23C-Option	NOx Reduction	NOx Monitoring System	NOx Averaging Method
22SKD4202	R7300-1	40-					

[Go to the Table of Contents](#)

**Vacuum-Producing System Attributes
Form OP-UA49
Federal Operating Permit Program
Texas Commission on Environmental Quality**

Table of Contents

Table	Regulation	Page	Data Submitted
N/A	N/A	OP-SUM Table 1	Yes
N/A	N/A	OP-REQ2	
Table 1	30 TAC Chapter 115, Subchapter D: Process Unit Turnaround and Vacuum-Producing Systems in Petroleum Refineries	Page 1	Yes

**Vacuum-Producing System Attributes
Form OP-UA49
Federal Operating Permit Program
Texas Commission on Environmental Quality**

**Table 1: Title 30 Texas Administrative Code Chapter 115 (30 TAC Chapter 115)
Subchapter D: Process Unit Turnaround and Vacuum-Producing Systems in Petroleum Refineries**

Unit ID No.	SOP/GOP Index No.	Alternate Control Requirement (ACR)	ACR ID No.	Weight of VOC Emitted	Steam Ejector or Mechanical Vacuum Pump	Hotwell with a Contact Condenser	Control Device	Control Device ID No.
EJECTORS	R5311	NO		100+	YES	NO	FLARE	

[Go to the Table of Contents](#)

**Fluid Catalytic Cracking Unit Catalyst Regenerator/Fuel Gas Combustion Device/Claus Sulfur Recovery
Plant/Coking Unit Attributes
Form OP-UA50
Federal Operating Permit Program
Texas Commission on Environmental Quality**

Table of Contents

Table	Regulation	Page	Data Submitted
N/A	N/A	OP-SUM Table 1	Yes
N/A	N/A	OP-SUM Table 2	
N/A	N/A	OP-REQ2	Yes
Table 1a	40 CFR Part 60, Subpart J: Standards of Performance for Petroleum Refineries	Page 1	Yes
Table 1b	40 CFR Part 60, Subpart J: Standards of Performance for Petroleum Refineries	Page 2	
Table 2a	40 CFR Part 60, Subpart Ja: Standards of Performance for Petroleum Refineries for Which Construction, Reconstruction, or Modification Commenced after May 14, 2007	Page 3	Yes
Table 2b	40 CFR Part 60, Subpart Ja: Standards of Performance for Petroleum Refineries for Which Construction, Reconstruction, or Modification Commenced after May 14, 2007	Page 4	
Table 2c	40 CFR Part 60, Subpart Ja: Standards of Performance for Petroleum Refineries for Which Construction, Reconstruction, or Modification Commenced after May 14, 2007	Page 5	Yes
Table 2d	40 CFR Part 60, Subpart Ja: Standards of Performance for Petroleum Refineries for Which Construction, Reconstruction, or Modification Commenced after May 14, 2007	Page 6	Yes
Table 2e	40 CFR Part 60, Subpart Ja: Standards of Performance for Petroleum Refineries for Which Construction, Reconstruction, or Modification Commenced after May 14, 2007	Page 7	Yes
Table 3a	40 CFR Part 63, Subpart UUU: National Emission Standards for Hazardous Air Pollutants for Petroleum Refineries	Page 8	Yes
Table 3b	40 CFR Part 63, Subpart UUU: National Emission Standards for Hazardous Air Pollutants for Petroleum Refineries	Page 9	Yes
Table 3c	40 CFR Part 63, Subpart UUU: National Emission Standards for Hazardous Air Pollutants for Petroleum Refineries - Catalytic Reforming Units	Page 10	
Table 3d	40 CFR Part 63, Subpart UUU: National Emission Standards for Hazardous Air Pollutants for Petroleum Refineries	Page 11	
Table 3e	40 CFR Part 63, Subpart UUU: National Emission Standards for Hazardous Air Pollutants for Petroleum Refineries	Page 12	Yes
Table 4a	30 TAC Chapter 117, Subchapter B: Combustion Control at Major Industrial, Commercial, and Institutional Sources in Ozone Nonattainment Areas	Page 13	Yes

**Fluid Catalytic Cracking Unit Catalyst Regenerator/Fuel Gas Combustion Device/Claus Sulfur Recovery
Plant/Coking Unit Attributes
Form OP-UA50
Federal Operating Permit Program
Texas Commission on Environmental Quality**

Table of Contents

Table	Regulation	Page	Data Submitted
Table 4b	30 TAC Chapter 117, Subchapter B: Combustion Control at Major Industrial, Commercial, and Institutional Sources in Ozone Nonattainment Areas	Page 14	Yes
Table 5	40 CFR Part 63, Subpart CC: National Emission Standards for Hazardous Air Pollutants from Petroleum Refineries	Page 15	

Fluid Catalytic Cracking Unit Catalyst Regenerator/Fuel Gas Combustion Device/Claus Sulfur Recovery Plant/Coking Unit Attributes
Federal Operating Permit Program
Texas Commission on Environmental Quality

Form OP-SUM - Individual Unit Summary
Table 1

Unit AI	Revision No.	Unit ID No.	Group ID No.	Unit Name/Description	CAM	PCA AI	Preconstruction Authorization (PCA) Category	Authorization/Registration Number	Permit By Rule (PBR) Number	PBR Effective Date
		17H01		PROCESS HEATER			NSR Permit	2501A		
		17H01		PROCESS HEATER			PSD	PSDTX767M2		
		23BA301		VACUUM TOWER FURNACE (WEST)			NSR Permit	2501A		
		23BA301		VACUUM TOWER FURNACE (WEST)			PSD	PSDTX767M2		
		23BA302		VACUUM TOWER HTR. (EAST)			NSR Permit	2501A		
		23BA302		VACUUM TOWER HTR. (EAST)			PSD	PSDTX767M2		
		23BC201		ATMOS. TOWER FURNACE			NSR Permit	2501A		
		23BC201		ATMOS. TOWER FURNACE			PSD	PSDTX767M2		
		29BA1300		B UNIFINER RX. FURNACE			NSR Permit	2501A		
		29BA1300		B UNIFINER RX. FURNACE			PSD	PSDTX767M2		
		29BA1300		B UNIFINER RX. FURNACE			PBR	164545	106.261	11/01/2003
		29BA1300		B UNIFINER RX. FURNACE			PBR	164545	106.262	11/01/2003
		30FL1		MAIN REFINERY FLARE			NSR Permit	2501A		
		30FL1		MAIN REFINERY FLARE			PSD	PSDTX767M2		
		30FL6		ULSD FLARE			NSR Permit	2501A		
		30FL6		ULSD FLARE			PSD	PSDTX767M2		

**Fluid Catalytic Cracking Unit Catalyst Regenerator/Fuel Gas Combustion Device/Claus Sulfur Recovery Plant/Coking Unit Attributes
Federal Operating Permit Program
Texas Commission on Environmental Quality**

**Form OP-SUM - Individual Unit Summary
Table 1**

Unit AI	Revision No.	Unit ID No.	Group ID No.	Unit Name/Description	CAM	PCA AI	Preconstruction Authorization (PCA) Category	Authorization/Registration Number	Permit By Rule (PBR) Number	PBR Effective Date
		39CB2001		TAIL GAS INCINERATOR UNIT 39 SRU			NSR Permit	2501A		
		39CB2001		TAIL GAS INCINERATOR UNIT 39 SRU			PSD	PSDTX767M2		
		39FA1006		SRU C SULFUR COLLECTION HEADER			NSR Permit	2501A		
		39FA1006		SRU C SULFUR COLLECTION HEADER			PSD	PSDTX767M2		
		39FB1001		SULFUR TANK 39FB1001			PBR		106.472	09/04/2000
		39LO1001		SRU C SULFUR LOADING			NSR Permit	2501A		
		39LO1001		SRU C SULFUR LOADING			PSD	PSDTX767M2		
		39RX2001		C TRAIN SRU			NSR Permit	2501A		
		39RX2001		C TRAIN SRU			PSD	PSDTX767M2		
		42BC2001		PEABODY AIR HEATER			NSR Permit	2501A		
		42BC2001		PEABODY AIR HEATER			PSD	PSDTX767M2		
		42CB2201		FCC UNIT STACK			NSR Permit	2501A		
		42CB2201		FCC UNIT STACK			PSD	PSDTX767M2		
		46AD6202		SRU B SULFUR PIT			NSR Permit	2501A		
		46AD6202		SRU B SULFUR PIT			PSD	PSDTX767M2		

**Fluid Catalytic Cracking Unit Catalyst Regenerator/Fuel Gas Combustion Device/Claus Sulfur Recovery Plant/Coking Unit Attributes
Federal Operating Permit Program
Texas Commission on Environmental Quality**

Form OP-SUM - Individual Unit Summary

Table 1

Unit AI	Revision No.	Unit ID No.	Group ID No.	Unit Name/Description	CAM	PCA AI	Preconstruction Authorization (PCA) Category	Authorization/Registration Number	Permit By Rule (PBR) Number	PBR Effective Date
		46BC6302		TAIL GAS INCINERATOR BURNER			NSR Permit	2501A		
		46BC6302		TAIL GAS INCINERATOR BURNER			PSD	PSDTX767M2		
		46CB6301		TAIL GAS INCINERATOR UNIT 46 SRU			NSR Permit	2501A		
		46CB6301		TAIL GAS INCINERATOR UNIT 46 SRU			PSD	PSDTX767M2		
		46LO6201		SRU B SULFUR LOADING			NSR Permit	2501A		
		46LO6201		SRU B SULFUR LOADING			PSD	PSDTX767M2		
		46RX6206		B TRAIN SRU			NSR Permit	2501A		
		46RX6206		B TRAIN SRU			PSD	PSDTX767M2		
		50BF02		BOILER NO. 2			Standard Permit	124424		
		50BF03		BOILER NO. 3			Standard Permit	124424		
		50BF04		BOILER NO. 4			Standard Permit	124424		
		81BF01		BOILER NO. 1			Standard Permit	124424		
		27BA1000	GRP-HEAT1	C UNIFINER RX. FURNACE			NSR Permit	2501A		
		27BA1000	GRP-HEAT1	C UNIFINER RX. FURNACE			PSD	PSDTX767M2		
		28BA1200	GRP-HEAT1	A UNIFINER RX. FURNACE			NSR Permit	2501A		
		28BA1200	GRP-HEAT1	A UNIFINER RX. FURNACE			PSD	PSDTX767M2		

Fluid Catalytic Cracking Unit Catalyst Regenerator/Fuel Gas Combustion Device/Claus Sulfur Recovery Plant/Coking Unit Attributes
Federal Operating Permit Program
Texas Commission on Environmental Quality

Form OP-SUM - Individual Unit Summary
Table 1

Unit AI	Revision No.	Unit ID No.	Group ID No.	Unit Name/Description	CAM	PCA AI	Preconstruction Authorization (PCA) Category	Authorization/Registration Number	Permit By Rule (PBR) Number	PBR Effective Date
		29BA1300	GRP-HEAT1	B UNIFINER RX. FURNACE			NSR Permit	2501A		
		29BA1300	GRP-HEAT1	B UNIFINER RX. FURNACE			PSD	PSDTX767M2		
		29BA1300	GRP-HEAT1	B UNIFINER RX. FURNACE			PBR	146851, 164545	106.261	11/01/2003
		29BA1300	GRP-HEAT1	B UNIFINER RX. FURNACE			PBR	164545	106.262	11/01/2003
		41BA101	GRP-HEAT1	D UNIFINER RX. FURNACE			NSR Permit	2501A		
		41BA101	GRP-HEAT1	D UNIFINER RX. FURNACE			PSD	PSDTX767M2		
		41BA102	GRP-HEAT1	D UNIFINER REBOILER			NSR Permit	2501A		
		41BA102	GRP-HEAT1	D UNIFINER REBOILER			PSD	PSDTX767M2		
		41BA102	GRP-HEAT1	D UNIFINER REBOILER			PBR	164545	106.261	11/01/2003
		41BA102	GRP-HEAT1	D UNIFINER REBOILER			PBR	164545	106.262	11/01/2003
		40BA1001	GRP-HEATER	LCO COMBINED FEED HEATER			NSR Permit	2501A		
		40BA1001	GRP-HEATER	LCO COMBINED FEED HEATER			PSD	PSDTX767M2		
		40BA1002	GRP-HEATER	DIESEL COMBINED FEED HEATER			NSR Permit	2501A		
		40BA1002	GRP-HEATER	DIESEL COMBINED FEED HEATER			PSD	PSDTX767M2		

Fluid Catalytic Cracking Unit Catalyst Regenerator/Fuel Gas Combustion Device/Claus Sulfur Recovery Plant/Coking Unit Attributes
Form OP-UA50
Federal Operating Permit Program
Texas Commission on Environmental Quality

Table 1a: Title 40 Code of Federal Regulations Part 60 (40 CFR Part 60)
Subpart J: Standards of Performance for Petroleum Refineries

Unit ID No.	SOP Index No.	Facility Type	Construction/ Modification Date	Contact Material	Sulfur Content	Discharged Gases	CO Monitoring	CO Exemption ID
30FL1	60J-1	FLAREHI	08+					
30FL6	60J-1	FLAREHI	08+					
39CB2001	60JTGI-1	SR20RCS+I	76-07					
39FA1006	60JSP-1B	SR20RCS+I	76-07					
39FA1006	60JSP-1C	SR20RCS+I	76-07					
39FB1001	60JSP-1B	SR20RCS+I	76-07					
39FB1001	60JSP-1C	SR20RCS+I	76-07					
39LO1001	60JSP-1B	SR20RCS+I	76-07					
39LO1001	60JSP-1C	SR20RCS+I	76-07					
39RX2001	60JSRU-1B	SR20RCS+I	76-07					
39RX2001	60JSRU-1C	SR20RCS+I	76-07					
42CB2201	60J-3	FCCU	84-07	NO	CD	NO	NO	
46AD6202	60JSP-1B	SR20RCS+I	76-07					
46AD6202	60JSP-1C	SR20RCS+I	76-07					
46BC6302	60JSP-1B	SR20RCS+I	76-07					
46CB6301	60JTGI-1	SR20RCS+I	76-07					
46LO6201	60JSP-1B	SR20RCS+I	76-07					
46LO6201	60JSP-1C	SR20RCS+I	76-07					
46RX6206	60JSRU-1B	SR20RCS+I	76-07					
46RX6206	60JSRU-1C	SR20RCS+I	76-07					

[Go to the Table of Contents](#)

Fluid Catalytic Cracking Unit Catalyst Regenerator/Fuel Gas Combustion Device/Claus Sulfur Recovery Plant/Coking Unit Attributes
Form OP-UA50
Federal Operating Permit Program
Texas Commission on Environmental Quality

Table 2a: Title 40 Code of Federal Regulations Part 60 (40 CFR Part 60)

Subpart Ja: Standards of Performance for Petroleum Refineries for Which Construction, Reconstruction, or Modification Commenced after May 14, 2007

Unit ID No.	SOP Index No.	Facility Type	Construction/Modification Date	DCU Construction/Modification Date	Newly Constructed	PM Emission Limit	PM Control	CEMs Exempt	Post Combustion
17H01	60Ja-3	PROHTR	08+						
23BA301	60Ja-2	FUEL	08+						
23BA302	60Ja-2	FUEL	08+						
23BC201	60Ja-2	FUEL	08+						
29BA1300	60Ja-2	FUEL	08+						
30FL1	60Ja-1	FLARE	08+						
30FL6	60Ja-1	FLARE	08+						
42BC2001	60Ja-2	FUEL	08+						
50BF02	60Ja-2	FUEL	08+						
50BF03	60Ja-2	FUEL	08+						
50BF04	60Ja-2	FUEL	08+						
81BF01	60Ja-2	FUEL	08+						
GRP-HEAT1	60Ja-2	FUEL	08+						
GRP-HEATER	60Ja-2	FUEL	08+						

[Go to the Table of Contents](#)

Fluid Catalytic Cracking Unit Catalyst Regenerator/Fuel Gas Combustion Device/Claus Sulfur Recovery Plant/Coking Unit Attributes
Form OP-UA50
Federal Operating Permit Program
Texas Commission on Environmental Quality

Table 2c: Title 40 Code of Federal Regulations Part 60 (40 CFR Part 60)

Subpart Ja: Standards of Performance for Petroleum Refineries for Which Construction, Reconstruction, or Modification Commenced after May 14, 2007

Unit ID No.	SOP Index No.	AMEL	AMEL ID No.	Sulfur Emission Limit	§60.107a(b) Exemption	Common Source of Fuel Gas
17H01	60Ja-3			H2S	NO	YES
23BA301	60Ja-2			H2S	NO	YES
23BA302	60Ja-2			H2S	NO	YES
23BC201	60Ja-2			H2S	NO	YES
29BA1300	60Ja-2			H2S	NO	YES
42BC2001	60Ja-2			H2S	NO	YES
50BF02	60Ja-2			H2S	NO	YES
50BF03	60Ja-2			H2S	NO	YES
50BF04	60Ja-2			H2S	NO	YES
81BF01	60Ja-2			H2S	NO	YES
GRP-HEAT1	60Ja-2			H2S	NO	YES
GRP-HEATER	60Ja-2			H2S	NO	YES

[Go to the Table of Contents](#)

Fluid Catalytic Cracking Unit Catalyst Regenerator/Fuel Gas Combustion Device/Claus Sulfur Recovery Plant/Coking Unit Attributes
Form OP-UA50
Federal Operating Permit Program
Texas Commission on Environmental Quality

Table 2d: Title 40 Code of Federal Regulations Part 60 (40 CFR Part 60)

Subpart Ja: Standards of Performance for Petroleum Refineries for Which Construction, Reconstruction, or Modification Commenced after May 14, 2007

Unit ID No.	SOP Index No.	Alternative Standard	Heater Capacity	Heater Type	NOx Emission Limit	Low NOx	Operating Curve	Gas Composition Analyzer
17H01	60Ja-3	NO	100+	NDPH	HVB			NO

[Go to the Table of Contents](#)

Fluid Catalytic Cracking Unit Catalyst Regenerator/Fuel Gas Combustion Device/Claus Sulfur Recovery Plant/Coking Unit Attributes
Form OP-UA50
Federal Operating Permit Program
Texas Commission on Environmental Quality

Table 2e: Title 40 Code of Federal Regulations Part 60 (40 CFR Part 60)

Subpart Ja: Standards of Performance for Petroleum Refineries for Which Construction, Reconstruction, or Modification Commenced after May 14, 2007

Unit ID No.	SOP Index No.	AMEL	AMEL ID No.	Alternative Monitoring	§60.107a(e)(4)Exemption	§60.107a(a)(3) Exemption	Common Source of Fuel Gas	Modified Flare	Cascaded Flare System
30FL1	60Ja-1	NO		NO	NO	NO	YES	YES	NO
30FL6	60Ja-1	NO		NO	NO	NO	YES	YES	NO

[Go to the Table of Contents](#)

Fluid Catalytic Cracking Unit Catalyst Regenerator/Fuel Gas Combustion Device/Claus Sulfur Recovery Plant/Coking Unit Attributes
Form OP-UA50
Federal Operating Permit Program
Texas Commission on Environmental Quality

Table 3a: Title 40 Code of Federal Regulations Part 63 (40 CFR Part 63)
Subpart UUU: National Emission Standards for Hazardous Air Pollutants for Petroleum Refineries

Unit ID No.	SOP Index No.	CCU PM/Ni Emission Limitation	CCU PM/Ni Control Device	CCU PM/Ni Control Device ID No.	CCU PM/Ni Control Device Alt ID	CCU PM/Ni Monitoring Method	CCU PM/Ni Alt Monitoring ID	Multiple CCUs Served by a Single Wet Scrubber
42CB2201	63UUU-3	TABLE1.1	WETSCR1			ALTCOM	03/04/2016	NO

[Go to the Table of Contents](#)

Fluid Catalytic Cracking Unit Catalyst Regenerator/Fuel Gas Combustion Device/Claus Sulfur Recovery Plant/Coking Unit Attributes
Form OP-UA50
Federal Operating Permit Program
Texas Commission on Environmental Quality

Table 3b: Title 40 Code of Federal Regulations Part 63 (40 CFR Part 63)
Subpart UUU: National Emission Standards for Hazardous Air Pollutants for Petroleum Refineries

Unit ID No.	SOP Index No.	CCU CO Emission Limitation	CCU CO Control Device	CCU CO Control Device ID No.	CCU CO Control Device Alt ID	CCU CO Monitoring Method	CCU Bypass Line	CCU Bypass Line Alt Monitoring ID
42CB2201	63UUU-3	TABLE8.1				CEMS	NONE	

[Go to the Table of Contents](#)

Fluid Catalytic Cracking Unit Catalyst Regenerator/Fuel Gas Combustion Device/Claus Sulfur Recovery Plant/Coking Unit Attributes
Form OP-UA50
Federal Operating Permit Program
Texas Commission on Environmental Quality

Table 3e: Title 40 Code of Federal Regulations Part 63 (40 CFR Part 63)
Subpart UUU: National Emission Standards for Hazardous Air Pollutants for Petroleum Refineries

Unit ID No.	SOP Index No.	SRU Emission Limitation	SRU Alternate Monitoring	SRU Monitoring Method	SRU Startup/ShutdownEmissions	SRU Bypass Line	SRU Bypass Line Alt Monitoring ID
39CB2001	63UUU-1	TABLE29.1.A1	NO		TINC	NONE	
39FA1006	63UUU-1	TABLE29.1.A1	NO		TINC	NONE	
39FB1001	63UUU-1	TABLE29.1.A1	NO		TINC	NONE	
39LO1001	63UUU-1	TABLE29.1.A1	NO		TINC	NONE	
39RX2001	63UUU-1	TABLE29.1.A1	NO		TINC	NONE	
46AD6202	63UUU-1	TABLE29.1.A1	NO		TINC	NONE	
46BC6302	63UUU-1	TABLE29.1.A1	NO		TINC	NONE	
46CB6301	63UUU-1	TABLE29.1.A1	NO		TINC	NONE	
46LO6201	63UUU-1	TABLE29.1.A1	NO		TINC	NONE	
46RX6206	63UUU-1	TABLE29.1.A1	NO		TINC	NONE	

[Go to the Table of Contents](#)

Fluid Catalytic Cracking Unit Catalyst Regenerator/Fuel Gas Combustion Device/Claus Sulfur Recovery Plant/Coking Unit Attributes
Form OP-UA50
Federal Operating Permit Program
Texas Commission on Environmental Quality

Table 4a: Title 30 Texas Administrative Code Chapter 117 (30 TAC Chapter 117)
Subchapter B: Combustion Control at Major Industrial, Commercial, and Institutional Sources in Ozone Nonattainment Areas

Unit ID No.	SOP Index No.	NOx Emission Limitation	310A2-Option	NOx Monitoring System	NOx Emission Limit Average	Supplemental Fuel
42CB2201	R7300-4	310D	310A2-C	CEMS	BLK1-LB	NO

[Go to the Table of Contents](#)

Fluid Catalytic Cracking Unit Catalyst Regenerator/Fuel Gas Combustion Device/Claus Sulfur Recovery Plant/Coking Unit Attributes
Form OP-UA50
Federal Operating Permit Program
Texas Commission on Environmental Quality

Table 4b: Title 30 Texas Administrative Code Chapter 117 (30 TAC Chapter 117)
Subchapter B: Combustion Control at Major Industrial, Commercial, and Institutional Sources in Ozone Nonattainment Areas

Unit ID No.	SOP Index No.	Fuel Flow Monitoring	CO Emission Limitation	CO Monitoring System	Ammonia NOx Reduction	NH3 Emission Limitation	NH3 Monitoring
42CB2201	R7300-4		310C	CEMS	NO		

[Go to the Table of Contents](#)

**Texas Commission on Environmental Quality
Monitoring Requirements
Form OP-MON (Page 1)
Federal Operating Permit Program
Table 1a: CAM/PM Additions**

I. Identifying Information		
Account No.: HG-0130-C	RN No.:100219310	CN:600127468
Permit No.: O4898	Project No.: 39767	
Area Name: Valero Houston Refinery		
Company Name: Valero Refining – Texas L.P.		
II. Unit/Emission Point/Group/Process Information		
Revision No.:		
Unit/EPN/Group/Process ID No.: 39RX2001		
Applicable Form: OP-UA10		
III. Applicable Regulatory Requirement		
Name: 30 TAC Chapter 112 Sulfur Compounds		
SOP/GOP Index No.: R2SRU-1C		
Pollutant: SO ₂		
Main Standard: §112.7(a)		
IV. Title V Monitoring Information		
Monitoring Type: CAM		
Unit Size:		
CAM/PM Option No.: CAM-SR-009		
Deviation Limit: The minimum combustion temperature is 1,200 degrees F (649 degrees C).		
CAM/PM Option No.: CAM-SR-010		
Deviation Limit: The maximum SO ₂ mass emission rate is 677 lb/hr, as calculated per equation in §112.7(a).		
V. Control Device Information		
Control Device ID No.: 39CB2001		
Control Device Type: DIRFLM		

**Texas Commission on Environmental Quality
Monitoring Requirements
Form OP-MON (Page 1)
Federal Operating Permit Program
Table 1a: CAM/PM Additions**

I. Identifying Information		
Account No.: HG-0130-C	RN No.:100219310	CN:600127468
Permit No.: O4898	Project No.: 39767	
Area Name: Valero Houston Refinery		
Company Name: Valero Refining – Texas L.P.		
II. Unit/Emission Point/Group/Process Information		
Revision No.:		
Unit/EPN/Group/Process ID No.:39RX2001		
Applicable Form: OP-UA10		
III. Applicable Regulatory Requirement		
Name: 30 TAC Chapter 112 Sulfur Compounds		
SOP/GOP Index No.:R2SRU-1B		
Pollutant: SO ₂		
Main Standard: §112.7(a)		
IV. Title V Monitoring Information		
Monitoring Type: CAM		
Unit Size:		
CAM/PM Option No.: CAM-SR-009		
Deviation Limit: The minimum combustion temperature is 1,200 degrees F (649 degrees C).		
CAM/PM Option No.: CAM-SR-010		
Deviation Limit: The maximum SO ₂ mass emission rate is 852 lb/hr, as calculated per equation in §112.7(a).		
V. Control Device Information		
Control Device ID No.: 46CB6301		
Control Device Type: DIRFLM		

**Texas Commission on Environmental Quality
Monitoring Requirements
Form OP-MON (Page 1)
Federal Operating Permit Program
Table 1a: CAM/PM Additions**

I. Identifying Information		
Account No.: HG-0130-C	RN No.:100219310	CN:600127468
Permit No.: O4898	Project No.: 39767	
Area Name: Valero Houston Refinery		
Company Name: Valero Refining – Texas L.P.		
II. Unit/Emission Point/Group/Process Information		
Revision No.:		
Unit/EPN/Group/Process ID No.: 46RX6206		
Applicable Form: OP-UA10		
III. Applicable Regulatory Requirement		
Name: 30 TAC Chapter 112 Sulfur Compounds		
SOP/GOP Index No.: R2SRU-1C		
Pollutant: SO ₂		
Main Standard: §112.7(a)		
IV. Title V Monitoring Information		
Monitoring Type: CAM		
Unit Size:		
CAM/PM Option No.: CAM-SR-009		
Deviation Limit: The minimum combustion temperature is 1,200 degrees F (649 degrees C).		
CAM/PM Option No.: CAM-SR-010		
Deviation Limit: The maximum SO ₂ mass emission rate is 677 lb/hr, as calculated per equation in §112.7(a).		
V. Control Device Information		
Control Device ID No.: 39CB2001		
Control Device Type: DIRFLM		

**Texas Commission on Environmental Quality
Monitoring Requirements
Form OP-MON (Page 1)
Federal Operating Permit Program
Table 1a: CAM/PM Additions**

I. Identifying Information		
Account No.: HG-0130-C	RN No.:100219310	CN:600127468
Permit No.: O4898	Project No.: 39767	
Area Name: Valero Houston Refinery		
Company Name: Valero Refining – Texas L.P.		
II. Unit/Emission Point/Group/Process Information		
Revision No.:		
Unit/EPN/Group/Process ID No.: 46RX6206		
Applicable Form: OP-UA10		
III. Applicable Regulatory Requirement		
Name: 30 TAC Chapter 112 Sulfur Compounds		
SOP/GOP Index No.: R2SRU-1B		
Pollutant: SO ₂		
Main Standard: §112.7(a)		
IV. Title V Monitoring Information		
Monitoring Type: CAM		
Unit Size:		
CAM/PM Option No.: CAM-SR-009		
Deviation Limit: The minimum combustion temperature is 1,200 degrees F (649 degrees C).		
CAM/PM Option No.: CAM-SR-010		
Deviation Limit: The maximum SO ₂ mass emission rate is 852 lb/hr, as calculated per equation in §112.7(a).		
V. Control Device Information		
Control Device ID No.: 46CB6301		
Control Device Type: DIRFLM		

**Texas Commission on Environmental Quality
Monitoring Requirements
Form OP-MON (Page 3)
Federal Operating Permit Program
Table 1c: CAM/PM Case-By-Case Additions**

I. Identifying Information		
Account No.: HG-0130-C	RN No.: 100219310	CN.:600127468
Permit No.: O4898		Project No.: 39767
Area Name: Valero Houston Refinery		
Company Name: Valero Refining – Texas L.P.		
II. Unit/Emission Point/Group/Process Information		
Revision No.:		
Unit/EPN/Group/Process ID No.: 42CB2201		
Applicable Form: OP-UA15		
III. Applicable Regulatory Requirement		
Name: 30 TAC Chapter 111, Visible Emissions		
SOP/GOP Index No.: R1111-2		
Pollutant: Opacity		
Main Standard: §111.111(a)(1)(B)		
Monitoring Type: PM		
Unit Size:		
Deviation Limit: 59 gpm/Mscfm		
IV. Control Device Information		
Control Device ID No.: 42CB2201		
Device Type: WETSCR		
V. CAM Case-by-case		
Indicator:		
Minimum Frequency:		
Averaging Period:		
QA/QC Procedures:		
Verification Procedures:		
Representative Date:		
VI. Periodic Monitoring Case-by-case		
Indicator: Liquid Flow Rate and Gas Flow Rate		Minimum Frequency: once per week
Averaging Period: N/A		

I. Identifying Information

Periodic Monitoring Text: Measure and record the liquid flow rate and gas flow rate. The monitoring instrumentation shall be calibrated, maintained, and operated in accordance with manufacturer's specification or other written procedures. Any monitoring data below the minimum limit shall be considered and reported as a deviation.

Basis of monitoring: A common way to control particulate emissions is by use of a wet scrubber. The option to monitor the ratio of the liquid to gas flow rate may indicate malfunctions in the liquid pumping equipment, blockage of pipes or spray nozzles or the need to adjust the variable throat opening (if applicable). Similar type monitoring for wet scrubbers is commonly required in federal rules including 40 CFR Part 60, Subparts Y, HH, LL, NN, OOO, and PPP.

**Texas Commission on Environmental Quality
Monitoring Requirements
Form OP-MON (Page 3)
Federal Operating Permit Program
Table 1c: CAM/PM Case-By-Case Additions**

I. Identifying Information		
Account No.: HG-0130-C	RN No.: 100219310	CN.: 600127468
Permit No.: O4898		Project No.: 39767
Area Name: Valero Houston Refinery		
Company Name: Valero Refining – Texas L.P.		
II. Unit/Emission Point/Group/Process Information		
Revision No.:		
Unit/EPN/Group/Process ID No.: 42CB2201		
Applicable Form: OP-UA15		
III. Applicable Regulatory Requirement		
Name: 30 TAC Chapter 111, Visible Emissions		
SOP/GOP Index No.: R1111-2		
Pollutant: Opacity		
Main Standard: §111.111(a)(1)(B)		
Monitoring Type: PM		
Unit Size:		
Deviation Limit: 46.8 psig (quench/spray tower) and 100.9 psig (filtering modules)		
IV. Control Device Information		
Control Device ID No.: 42CB2201		
Device Type: WETSCR		
V. CAM Case-by-case		
Indicator:		
Minimum Frequency:		
Averaging Period:		
QA/QC Procedures:		
Verification Procedures:		
Representative Date:		
VI. Periodic Monitoring Case-by-case		
Indicator: Liquid Supply Pressure		Minimum Frequency: once per week
Averaging Period: N/A		

I. Identifying Information

Periodic Monitoring Text: Measure and record the liquid supply pressure. The monitoring instrumentation shall be calibrated, maintained, and operated in accordance with manufacturer's specification or other written procedures. Any monitoring data below the minimum limit shall be considered and reported as a deviation.

Basis of monitoring: A common way to control particulate emissions is by use of a wet scrubber. The option to monitor pressure drop and liquid supply pressure may indicate malfunctions in the liquid pumping equipment, blockage of pipes or spray nozzles or the need to adjust the variable throat opening (if applicable). This type monitoring for wet scrubbers is commonly required in federal rules including 40 CFR Part 60, Subparts Y, HH, LL, NN, OOO, and PPP.

**Texas Commission on Environmental Quality
Monitoring Requirements
Form OP-MON (Page 3)
Federal Operating Permit Program
Table 1c: CAM/PM Case-By-Case Additions**

I. Identifying Information		
Account No.: HG-0130-C	RN No.: 100219310	CN.:600127468
Permit No.: O4898		Project No.: 39767
Area Name: Valero Houston Refinery		
Company Name: Valero Refining – Texas L.P.		
II. Unit/Emission Point/Group/Process Information		
Revision No.:		
Unit/EPN/Group/Process ID No.: GRP-HEAT1		
Applicable Form: OP-UA15		
III. Applicable Regulatory Requirement		
Name: 30 TAC Chapter 111, Visible Emissions		
SOP/GOP Index No.: R1111-0		
Pollutant: Opacity		
Main Standard: §111.111(a)(1)(A)		
Monitoring Type: PM		
Unit Size:		
Deviation Limit: 30% Opacity		
IV. Control Device Information		
Control Device ID No.: N/A		
Device Type:		
V. CAM Case-by-case		
Indicator:		
Minimum Frequency:		
Averaging Period:		
QA/QC Procedures:		
Verification Procedures:		
Representative Date:		
VI. Periodic Monitoring Case-by-case		
Indicator: Visible Emissions		Minimum Frequency: Once per calendar quarter
Averaging Period: N/A		

I. Identifying Information

Periodic Monitoring Text: Visible emission observation shall be made and recorded. Note that to properly determine the presence of visible emissions, all sources must be in clear view of the observer. The observer shall be at least 15 feet, but not more than 0.25 miles, away from the emission source during the observation. The observer shall select a position where the sun is not directly in the observer's eyes. If the observations cannot be conducted due to weather conditions, the date, time, and specific weather conditions shall be recorded. When condensed water vapor is present within the plume, as it emerges from the emissions outlet, observations must be made beyond the point in the plume at which condensed water vapor is no longer visible. When water vapor within the plume condenses and becomes visible at a distance from the emissions outlet, the observation shall be evaluated at the outlet prior to condensation of water vapor.

If visible emissions are observed, the permit holder shall report a deviation. As an alternative, the permit holder may determine the opacity consistent with Test Method 9, as soon as practicable, but no later than 24 hours after observing visible emissions. If the result of the Test Method 9 is opacity above the opacity limit in the applicable requirement, the permit holder shall report a deviation.

Basis of monitoring: The option to perform opacity readings or visible emissions to demonstrate compliance is consistent with EPA Reference Test Method 9 and 22. Monitoring specifications and procedures for the opacity are consistent with federal requirements and include the EPA's Test Method 9 for determining opacity by visual observations. The monitoring specifications and procedures for the visible emissions monitoring are similar to "EPA Reference Method 22" procedures.

**Texas Commission on Environmental Quality
Monitoring Requirements
Form OP-MON (Page 3)
Federal Operating Permit Program
Table 1c: CAM/PM Case-By-Case Additions**

I. Identifying Information		
Account No.: HG-0130-C	RN No.: 100219310	CN.:600127468
Permit No.: O4898		Project No.: 39767
Area Name: Valero Houston Refinery		
Company Name: Valero Refining – Texas L.P.		
II. Unit/Emission Point/Group/Process Information		
Revision No.:		
Unit/EPN/Group/Process ID No.: GRP-HEATER, GRP-REG1VENT		
Applicable Form: OP-UA15		
III. Applicable Regulatory Requirement		
Name: 30 TAC Chapter 111, Visible Emissions		
SOP/GOP Index No.: R1111-1		
Pollutant: Opacity		
Main Standard: §111.111(a)(1)(B)		
Monitoring Type: PM		
Unit Size:		
Deviation Limit: 20% Opacity		
IV. Control Device Information		
Control Device ID No.: N/A		
Device Type:		
V. CAM Case-by-case		
Indicator:		
Minimum Frequency:		
Averaging Period:		
QA/QC Procedures:		
Verification Procedures:		
Representative Date:		
VI. Periodic Monitoring Case-by-case		
Indicator: Visible Emissions		Minimum Frequency: once per calendar quarter
Averaging Period: N/A		

I. Identifying Information

Periodic Monitoring Text: Visible emission observations shall be made and recorded. Note that to properly determine the presence of visible emissions, all sources must be in clear view of the observer. The observer shall be at least 15 feet, but not more than 0.25 miles, away from the emission source during the observation. The observer shall select a position where the sun is not directly in the observer's eyes. If the observations cannot be conducted due to weather conditions, the date, time, and specific weather conditions shall be recorded. When condensed water vapor is present within the plume, as it emerges from the emissions outlet, observations must be made beyond the point in the plume at which condensed water vapor is no longer visible. When water vapor within the plume condenses and becomes visible at a distance from the emissions outlet, the observation shall be evaluated at the outlet prior to condensation of water vapor.

If visible emissions are observed, the permit holder shall report a deviation. As an alternative, the permit holder may determine the opacity consistent with Test Method 9, as soon as practicable, but no later than 24 hours after observing visible emissions. If the result of the Test Method 9 is opacity above the opacity limit in the applicable requirement, the permit holder shall report a deviation.

Basis of monitoring: The option to perform opacity readings or visible emissions to demonstrate compliance is consistent with EPA Reference Test Method 9 and 22. Monitoring specifications and procedures for the opacity are consistent with federal requirements and include the EPA's Test Method 9 for determining opacity by visual observations. The monitoring specifications and procedures for the visible emissions monitoring are similar to "EPA Reference Method 22" procedures.

**Texas Commission on Environmental Quality
Monitoring Requirements
Form OP-MON (Page 3)
Federal Operating Permit Program
Table 1c: CAM/PM Case-By-Case Additions**

I. Identifying Information		
Account No.: HG-0130-C	RN No.: 100219310	CN.:600127468
Permit No.: O4898		Project No.: 39767
Area Name: Valero Houston Refinery		
Company Name: Valero Refining – Texas L.P.		
II. Unit/Emission Point/Group/Process Information		
Revision No.:		
Unit/EPN/Group/Process ID No.: 47FB503, 47FB504, 47FB509, 47GF5401		
Applicable Form: OP-UA14		
III. Applicable Regulatory Requirement		
Name: 30 TAC Chapter 115, Water Separation		
SOP/GOP Index No.: R5132-1		
Pollutant: VOC		
Main Standard: §115.132(a)(2)		
Monitoring Type: PM		
Unit Size:		
Deviation Limit: Roof not floating on surface of VOC, liquid accumulation on roof, detached seals, or holes/tears in seals.		
IV. Control Device Information		
Control Device ID No.: N/A		
Device Type:		
V. CAM Case-by-case		
Indicator:		
Minimum Frequency:		
Averaging Period:		
QA/QC Procedures:		
Verification Procedures:		
Representative Date:		
VI. Periodic Monitoring Case-by-caseT		
Indicator: External Floating Roof		Minimum Frequency: Annually

I. Identifying Information

Averaging Period: N/A

Periodic Monitoring Text: Visually inspect and record the inspection of the external floating roof to ensure: the roof is floating on the surface of the VOC and not on the leg supports, liquid has not accumulated on the external floating roof, the seals are not detached, and there are no holes or tears in the seal fabric. If there is any monitoring data in which the roof is not floating on the surface of the VOC, if liquid has accumulated on the external floating roof, the seals are detached, or if there are holes or tears in the seal fabric, the owner or operator shall repair the items or remove the equipment from service within 45 days. If the equipment cannot be removed from service within 45 days, a 30-day extension may be requested from the Executive Director. Failure to repair the items or to remove the equipment from service within the specified time period shall be considered and reported as a deviation.

Basis of monitoring: The option to monitor VOC emissions by visually inspecting the external floating roof or the internal floating roof was included as an option by the EPA in the "Periodic Monitoring Technical Reference Document" (April 1999) to monitor VOC sources. If the external or internal floating roof is operating in accordance with its design it will meet its control efficiency. Visually inspecting the external floating roof or the internal floating roof is commonly required in federal and state rules, including: 40 CFR Part 60, Subpart Kb; 40 CFR Part 61, Subpart Y; and 30 TAC Chapter 115. Measuring and recording the accumulated area of gaps if the tank is equipped with primary seals is commonly required in federal and state rules, including: 40 CFR Part 60, Subpart Kb; 40 CFR Part 61, Subpart Y; 40 CFR 63 Subparts VV, DD, and MMM; and 30 TAC Chapter 115. The option to monitor VOC emissions by visually inspecting the external floating roof or the internal floating roof was included as an option by the EPA in the "Periodic Monitoring Technical Reference Document" (April 1999) to monitor VOC sources. If the external or internal floating roof is operating in accordance with its design it will meet its control efficiency. Visually inspecting the external floating roof or the internal floating roof is commonly required in federal and state rules, including: 40 CFR Part 60, Subpart Kb; 40 CFR Part 61, Subpart Y; and 30 TAC Chapter 115. Measuring and recording the accumulated area of gaps if the tank is equipped with primary seals is commonly required in federal and state rules, including: 40 CFR Part 60, Subpart Kb; 40 CFR Part 61, Subpart Y; 40 CFR 63 Subparts VV, DD, and MMM; and 30 TAC Chapter 115.

**Texas Commission on Environmental Quality
Monitoring Requirements
Form OP-MON (Page 1)
Federal Operating Permit Program
Table 1a: CAM/PM Additions**

I. Identifying Information		
Account No.: HG-0130-C	RN No.:100219310	CN:600127468
Permit No.: O4898	Project No.: 39767	
Area Name: Valero Houston Refinery		
Company Name: Valero Refining – Texas L.P.		
II. Unit/Emission Point/Group/Process Information		
Revision No.:		
Unit/EPN/Group/Process ID No.: 45FB7401		
Applicable Form: OP-UA3		
III. Applicable Regulatory Requirement		
Name: 40 CFR Part 60, Subpart K		
SOP/GOP Index No.: 60K-3		
Pollutant: VOC		
Main Standard: § 60.112(a)(1)		
IV. Title V Monitoring Information		
Monitoring Type: PM		
Unit Size:		
CAM/PM Option No.: PM-V-007		
Deviation Limit: Any temperature less than 1070 F		
CAM/PM Option No.:		
Deviation Limit:		
V. Control Device Information		
Control Device ID No.: 46CB6301		
Control Device Type: DIRFLM		

**Texas Commission on Environmental Quality
Monitoring Requirements
Form OP-MON (Page 1)
Federal Operating Permit Program
Table 1a: CAM/PM Additions**

I. Identifying Information		
Account No.: HG-0130-C	RN No.:100219310	CN:600127468
Permit No.: O4898	Project No.: 39767	
Area Name: Valero Houston Refinery		
Company Name: Valero Refining – Texas L.P.		
II. Unit/Emission Point/Group/Process Information		
Revision No.:		
Unit/EPN/Group/Process ID No.: 45FB7402		
Applicable Form: OP-UA3		
III. Applicable Regulatory Requirement		
Name: 40 CFR Part 60, Subpart Kb		
SOP/GOP Index No.: 60Kb-3		
Pollutant: VOC		
Main Standard: [G]§ 60.112b(a)(3)		
IV. Title V Monitoring Information		
Monitoring Type: PM		
Unit Size:		
CAM/PM Option No.: PM-V-007		
Deviation Limit: Any temperature less than 1070 F		
CAM/PM Option No.:		
Deviation Limit:		
V. Control Device Information		
Control Device ID No.: 46CB6301		
Control Device Type: DIRFLM		

**Texas Commission on Environmental Quality
Monitoring Requirements
Form OP-MON (Page 1)
Federal Operating Permit Program
Table 1a: CAM/PM Additions**

I. Identifying Information		
Account No.: HG-0130-C	RN No.:100219310	CN:600127468
Permit No.: 04898	Project No.: 39767	
Area Name: Valero Houston Refinery		
Company Name: Valero Refining – Texas L.P.		
II. Unit/Emission Point/Group/Process Information		
Revision No.:		
Unit/EPN/Group/Process ID No.:45FB7402		
Applicable Form: OP-UA3		
III. Applicable Regulatory Requirement		
Name: 40 CFR Part 60, Subpart Kb		
SOP/GOP Index No.: 60Kb-3		
Pollutant: VOC		
Main Standard: [G] § 60.112b(a)(3)		
IV. Title V Monitoring Information		
Monitoring Type: PM		
Unit Size:		
CAM/PM Option No.: PM-V-058		
Deviation Limit: Failure to measure and record the fugitive emissions from the vapor collection system.		
CAM/PM Option No.: PM-V-059		
Deviation Limit: Failure to visually inspect all components of the vapor collection system for defects.		
V. Control Device Information		
Control Device ID No.: N/A		
Control Device Type: N/A		

**Texas Commission on Environmental Quality
Monitoring Requirements
Form OP-MON (Page 1)
Federal Operating Permit Program
Table 1a: CAM/PM Additions**

I. Identifying Information		
Account No.: HG-0130-C	RN No.:100219310	CN:600127468
Permit No.: 04898	Project No.: 39767	
Area Name: Valero Houston Refinery		
Company Name: Valero Refining – Texas L.P.		
II. Unit/Emission Point/Group/Process Information		
Revision No.:		
Unit/EPN/Group/Process ID No.:47FB321		
Applicable Form: OP-UA3		
III. Applicable Regulatory Requirement		
Name: 30 TAC Chapter 115, Storage of VOCs		
SOP/GOP Index No.: R5112-8		
Pollutant: VOC		
Main Standard: § 115.112(e)(1)		
IV. Title V Monitoring Information		
Monitoring Type: PM		
Unit Size:		
CAM/PM Option No.: PM-V-060		
Deviation Limit: No record of tank construction specifications that show a fill pipe.		
CAM/PM Option No.: PM-V-061		
Deviation Limit: Non-repair of fill pipe which shows questionable structural integrity prior to refilling.		
V. Control Device Information		
Control Device ID No.: N/A		
Control Device Type: N/A		

**Texas Commission on Environmental Quality
Monitoring Requirements
Form OP-MON (Page 1)
Federal Operating Permit Program
Table 1a: CAM/PM Additions**

I. Identifying Information		
Account No.: HG-0130-C	RN No.:100219310	CN:600127468
Permit No.: 04898	Project No.: 39767	
Area Name: Valero Houston Refinery		
Company Name: Valero Refining – Texas L.P.		
II. Unit/Emission Point/Group/Process Information		
Revision No.:		
Unit/EPN/Group/Process ID No.: 47FB323		
Applicable Form: OP-UA3		
III. Applicable Regulatory Requirement		
Name: 30 TAC Chapter 115, Storage of VOCs		
SOP/GOP Index No.: R5112-8		
Pollutant: VOC		
Main Standard: § 115.112(e)(1)		
IV. Title V Monitoring Information		
Monitoring Type: PM		
Unit Size:		
CAM/PM Option No.: PM-V-060		
Deviation Limit: No record of tank construction specifications that show a fill pipe.		
CAM/PM Option No.: PM-V-061		
Deviation Limit: Non-repair of fill pipe which shows questionable structural integrity prior to refilling.		
V. Control Device Information		
Control Device ID No.: N/A		
Control Device Type: N/A		

**Texas Commission on Environmental Quality
Monitoring Requirements
Form OP-MON (Page 1)
Federal Operating Permit Program
Table 1a: CAM/PM Additions**

I. Identifying Information		
Account No.: HG-0130-C	RN No.:100219310	CN:600127468
Permit No.: O4898	Project No.: 39767	
Area Name: Valero Houston Refinery		
Company Name: Valero Refining – Texas L.P.		
II. Unit/Emission Point/Group/Process Information		
Revision No.:		
Unit/EPN/Group/Process ID No.: 92FA4002		
Applicable Form: OP-UA3		
III. Applicable Regulatory Requirement		
Name: 30 TAC Chapter 115, Storage of VOCs		
SOP/GOP Index No.: R5112-1		
Pollutant: VOC		
Main Standard: § 115.112(e)(1)		
IV. Title V Monitoring Information		
Monitoring Type: PM		
Unit Size:		
CAM/PM Option No.: PM-V-060		
Deviation Limit: No record of tank construction specifications that show a fill pipe.		
CAM/PM Option No.: PM-V-061		
Deviation Limit: Non-repair of fill pipe which shows questionable structural integrity prior to refilling.		
V. Control Device Information		
Control Device ID No.: N/A		
Control Device Type: N/A		

**Texas Commission on Environmental Quality
Monitoring Requirements
Form OP-MON (Page 1)
Federal Operating Permit Program
Table 1a: CAM/PM Additions**

I. Identifying Information		
Account No.: HG-0130-C	RN No.: 100219310	CN.:600127468
Permit No.: O4898	Project No.: 39767	
Area Name: Valero Houston Refinery		
Company Name: Valero Refining – Texas L.P.		
II. Unit/Emission Point/Group/Process Information		
Revision No.:		
Unit/EPN/Group/Process ID No.: EJECTORS		
Applicable Form: OP-UA49		
III. Applicable Regulatory Requirement		
Name: 30 TAC Chapter 115, Unit Turn & Vac System-Pet Ref		
SOP/GOP Index No.: R5311		
Pollutant: VOC		
Main Standard: § 115.311(a)(1)		
IV. Title V Monitoring Information		
Monitoring Type: PM		
Unit Size:		
CAM/PM Option No.: PM-V-003		
Deviation Limit: Monitoring data that indicates the lack of a pilot flame.		
CAM/PM Option No.:		
Deviation Limit:		
V. Control Device Information		
Control Device ID No.: 30FL1, 30FL6		
Control Device Type: Flare		

Texas Commission on Environmental Quality
Permit By Rule Supplemental Table (Page 1)
Table A: Registered Permits By Rule (30 TAC Chapter 106) for the Application Area

Date	Permit Number	Regulated Entity Number	Area Name
3/23/2026	04898	RN100219310	Valero Houston Refinery

Unit ID No.	Registration No.	PBR No.	Registration Date
47FB503	28324	86	5/25/1995
47FB504	33383	86, 106, 118	9/11/1996
90FB723	34119	86	11/27/1996
47FB509	36392	102	11/13/1997
DG-SHOP	38961	106.454	9/18/1998
23FUG, 27FUG, 28FUG, 41FUG, 42FUG, 43FUG, 44AFUG, 44FUG, 90FUG	73824	106.261	10/13/2004
90DOCK2	73869	106.261, 106.262	10/19/2004
90DOCK1	74363	106.261, 106.262	12/17/2004
91FB931	76694	106.478	9/6/2005
22VENT, 22FUG	78537	106.261	4/18/2006
45VENT, 45AVENT, 46VENT, 45AFUG, 45FUG, 46FUG	84930	106.261	6/24/2008
PROCVENT	92272	106.261	5/21/2010
47FA2	95584	106.261	5/20/2011
90FB722	104999	106.478	8/7/1998
90FUG	104999	106.261	8/7/1998
23VENT	118800	106.261	6/30/2014
47AD5409, 47AD5407	139439	106.261, 106.262	6/10/2016
47EC5401	139439	106.371	6/10/2016
90FB735	164545	106.261	4/14/2021
29BA1300, 41BA102	164545	106.261, 106.262	4/14/2021
FUG	168499	106.261	5/13/2022
FUG	172319	106.261	4/21/2023
FUG	175862	106.261	4/22/2024
27CWT2	176200	106.371	6/3/2024
91FB917A	177297	106.478	9/3/2024
FUG	177297	106.261	9/3/2024
FUG	179517	106.261	4/29/2025

Texas Commission on Environmental Quality
Permit By Rule Supplemental Table (Page 2)
Table B: Claimed (not registered) Permits By Rule (30 TAC Chapter 106) for the Application Area

Date	Permit Number	Regulated Entity Number	Area Name
3/23/2026	04898	RN100219310	Valero Houston Refinery

Unit ID No.	PBR No.	Version No./Date
23FB4501V	106.472	3/14/1997
23FB4503V	106.472	3/14/1997
30GG1822	106.511	9/4/2000
30LOAD	106.473	3/14/1997
30PU2991	106.511	9/4/2000
30PU2992	106.511	9/4/2000
30PU2993	106.511	9/4/2000
39FB1001	106.472	9/4/2000
42FA2099V	106.472	3/14/1997
42FB2097V	106.472	3/14/1997
42FB2499	106.472	3/14/1997
42FB2699	106.472	3/14/1997
42FB2801	106.472	9/4/2000
42GG1730	106.511	9/4/2000
44FA3095	106.472	3/14/1997
44FA3099	106.472	3/14/1997
44FB3097	106.472	3/14/1997
44FB3098	106.472	3/14/1997
45FB7499V	106.472	3/14/1997
45TANK1	106.472	3/14/1997
46FA6299V	106.472	3/14/1997
47FA5412	106.472	3/14/1997
47FA5493	106.472	3/14/1997
47FA5494	106.472	3/14/1997
47GG1523	5, 106.511	9/12/1989, 9/4/2000
5GCVS	106.533	7/4/2004
5GFUG	106.533	7/4/2004
5GTRANSFER	106.533	7/4/2004
81GEN001	106.511	9/4/2000
81SKD5602	106.533	7/4/2004
81SKD5603	106.533	7/4/2004
90GG2245	106.511	9/4/2000
92FA4001	51	6/7/1996
92FA4002	53	10/4/1995

Texas Commission on Environmental Quality
 Permit By Rule Supplemental Table (Page 2)
 Table B: Claimed (not registered) Permits By Rule (30 TAC Chapter 106) for the Application Area

Date	Permit Number	Regulated Entity Number	Area Name
3/23/2026	04898	RN100219310	Valero Houston Refinery

Unit ID No.	PBR No.	Version No./Date
96FB500	106.264	3/14/1997
96FUG	106.533	7/4/2004
96GENC20D6	106.511	9/4/2000
97GE2999	106.511	9/4/2000
97GE3000	106.511	9/4/2000
CCRGEN	106.511	9/4/2000
42GG1848, 42GG1849	106.511	9/4/2000
90FB723	106.478	9/4/2000
90FB722	106.478	9/4/2000
50FA6	106.472	9/4/2000
MSS	106.263	11/1/2001
Buckling Pin PSV	106.355	11/1/2001
Misc - Bulk Tanks	106.472	9/4/2000
47FB321, 47FB323	106.478	9/4/2000
91FA9001	106.412	3/14/1997
91FA9002	106.412	3/14/1997
91FA9003	106.412	3/14/1997

Texas Commission on Environmental Quality
 Permit By Rule Supplemental Table (Page 3)

Table C: Claimed (not registered) Permits By Rule (30 TAC Chapter 106) for Insignificant Sources for the Application Area

Date	Permit Number	Regulated Entity Number	Area Name
3/23/2026	04898	RN100219310	Valero Houston Refinery

PBR No.	Version No./Date
106.122	9/4/2000

**Texas Commission on Environmental Quality
Permit By Rule Supplemental Table (Page 4)**

Table D: Monitoring Requirements for registered and claimed PBRs for the Application Area

Date	Permit Number	Regulated Entity Number	Area Name
3/23/2026	04898	RN100219310	Valero Houston Refinery

Unit ID No.	PBR No.	Version No./Date Or Registration No.	Monitoring Requirement
47FB503	86	28324	The average temperature, material vapor pressure and throughput are recorded on a monthly basis. Calculate the rolling 12-month emissions and ensure resulting 12 month emissions are less than the applicable limit. Annual emission rates are calculated monthly using AP-42 Compilation of Air Pollutant Emission Factors, Chapter 7 - Liquid Storage Tanks and short-term emission rates are calculated using TCEQ's Air Permit Reviewer Reference Guide "Estimating Short Term Emission Rates from Floating Roof Storage Tanks" APDG 6419v2, revised 02/20). For more details see emission factors/calculations in PBR registration application (page 10-13/22 in TCEQ Online Records Content ID 3893586).
47FB504	86, 106, 118	33383	The average temperature, material vapor pressure and throughput are recorded on a monthly basis. Calculate the rolling 12-month emissions and ensure resulting 12 month emissions are less than the applicable limit. Annual emission rates are calculated monthly using AP-42 Compilation of Air Pollutant Emission Factors, Chapter 7 - Liquid Storage Tanks and short-term emission rates are calculated using TCEQ's Air Permit Reviewer Reference Guide "Estimating Short Term Emission Rates from Floating Roof Storage Tanks" APDG 6419v2, revised 02/20). For more details see emission factors/calculations in PBR registration application (page 11, 94-104/104 in TCEQ Online Records Content ID 3951267).
90FB723	86	34119	The average temperature, material vapor pressure and throughput are recorded on a monthly basis. Calculate the rolling 12-month emissions and ensure resulting 12 month emissions are less than the applicable limit. Annual emission rates are calculated monthly using AP-42 Compilation of Air Pollutant Emission Factors, Chapter 7 - Liquid Storage Tanks and short-term emission rates are calculated using TCEQ's Air Permit Reviewer Reference Guide "Estimating Short Term Emission Rates from Floating Roof Storage Tanks" APDG 6419v2, revised 02/20). For more details see emission factors/calculations in PBR registration application (page 28-38/38 in TCEQ Online Records Content ID 3951269).
47FB509	102	36392	The average temperature, material vapor pressure and throughput are recorded on a monthly basis. Calculate the rolling 12-month emissions and ensure resulting 12 month emissions are less than the applicable limit. Annual emission rates are calculated monthly using AP-42 Compilation of Air Pollutant Emission Factors, Chapter 7 - Liquid Storage Tanks and short-term emission rates are calculated using TCEQ's Air Permit Reviewer Reference Guide "Estimating Short Term Emission Rates from Floating Roof Storage Tanks" APDG 6419v2, revised 02/20). For more details see emission factors/calculations in PBR registration application (page 27-35/35 in TCEQ Online Records Content ID 3951276).

**Texas Commission on Environmental Quality
Permit By Rule Supplemental Table (Page 4)**

Table D: Monitoring Requirements for registered and claimed PBRs for the Application Area

Date	Permit Number	Regulated Entity Number	Area Name
3/23/2026	04898	RN100219310	Valero Houston Refinery

Unit ID No.	PBR No.	Version No./Date Or Registration No.	Monitoring Requirement
DG-SHOP	106.454	38961	On a monthly basis, records shall be kept of total solvent makeup (gross usage minus waste disposal). The 0.33 tons/yr/unit emission factor for cold cleaners from Table 4.6-2 (AP-42, Fifth Edition, Volume I Chapter 4, Section 4.6: Solvent Degreasing) is multiplied by 2000 lbs/ton and divided by 8760 hrs/yr to achieve the 0.08 lb/hr limit authorized by PBR registration application (page 12/18 in TCEQ Online Records Content ID 3951285).
23FUG, 27FUG, 28FUG, 41FUG, 42FUG, 43FUG, 44AFUG, 44FUG, 90FUG	106.261	73824	Emissions from fugitive component leaks are minimized through the 28VHP Leak Detection and Repair program as detailed in the relevant conditions of NSR Permit No. 2501A. The LDAR requirements in the permit specify the parameter monitored, the frequency of monitoring and averaging times. For more detail see applicable Special Conditions in NSR Permit No. 2501A and emission factors/calculations in PBR registration application (page 41-47/66 in TCEQ Online Records Content ID 522253).
90DOCK2	106.261, 106.262	73869	The dock is limited to be used for loading and unloading of Kerosene/ Jet Fuel, Light Cycle Oil, Cat Feed/ Gas Oils, and No. 6 Oil/ Resid. Estimate and record throughput each month. Calculate the rolling-12 month emissions. Emissions will not exceed 3.89 tpy. For more details see emission factors/calculations in PBR registration application (page 31-35/59 in TCEQ Online Records Content ID 524956).
90DOCK1	106.261, 106.262	74363	The dock is limited to be used for loading and unloading of No. 6 fuel oil, asphalt, B/B (butene, butylene), butane, catalyst feed, diesel, cycle oils, isobutane, kerosene, natural gas, propane, and spent acid. Estimate and record throughput each month. Calculate the rolling-12 month emissions. Emissions will not exceed 4.81 tpy. For more details see emission factors/calculations in PBR registration application (page 32-37/61 in TCEQ Online Records Content ID 522203).
91FB931	106.478	76694	The average temperature, material vapor pressure and throughput are recorded on a monthly basis. Calculate the rolling 12-month emissions and ensure resulting 12 month emissions are less than the applicable limit. Annual emission rates are calculated monthly using AP-42 Compilation of Air Pollutant Emission Factors, Chapter 7 - Liquid Storage Tanks and short-term emission rates are calculated using TCEQ's Air Permit Reviewer Reference Guide "Estimating Short Term Emission Rates from Floating Roof Storage Tanks" APDG 6419v2, revised 02/20). For more details see emission factors/calculations in PBR registration application (page 32-49/63 in TCEQ Online Records Content ID 530127).
22VENT, 22FUG	106.261	78537	Inspect Lube Oil Mist System vent collection container is maintained to not have visible emissions. For more details see emission factors/calculations in PBR registration application (page 30-31/32 in TCEQ Online Records Content ID 529740).

**Texas Commission on Environmental Quality
Permit By Rule Supplemental Table (Page 4)**

Table D: Monitoring Requirements for registered and claimed PBRs for the Application Area

Date	Permit Number	Regulated Entity Number	Area Name
3/23/2026	04898	RN100219310	Valero Houston Refinery

Unit ID No.	PBR No.	Version No./Date Or Registration No.	Monitoring Requirement
45VENT, 45AVENT, 46VENT, 45AFUG, 45FUG, 46FUG	106.261	84930	Inspect Lube Oil Mist System vent collection container is maintained to not have visible emissions. For more details see emission factors/calculations in PBR registration application (page 31-32/62 in TCEQ Online Records Content ID 514998).
PROCVENT	106.261	92272	Confirm analyzer vents are maintained to not have visible emissions. For more details see emission factors/calculations in PBR registration application (page 88-89/89 in TCEQ Online Records Content ID 1170433).
47FA2	106.261	95584	Estimate and record throughput each month. Calculate the rolling-12 month emissions and ensure resulting 12 month emissions are less than the applicable limit. For more detail see emission factors/calculations in PBR registration application (page 46/81 in TCEQ Online Records Content ID 1170476).
90FB722	106.478	104999	The average temperature, material vapor pressure and throughput are recorded on a monthly basis. Calculate the rolling 12-month emissions and ensure resulting 12 month emissions are less than the applicable limit. Annual emission rates are calculated monthly using AP-42 Compilation of Air Pollutant Emission Factors, Chapter 7 - Liquid Storage Tanks and short-term emission rates are calculated using TCEQ's Air Permit Reviewer Reference Guide "Estimating Short Term Emission Rates from Floating Roof Storage Tanks" APDG 6419v2, revised 02/20). For more details see emission factors/calculations in PBR registration application (page 17-28/29 in TCEQ Online Records Content ID 7764193).
90FUG	106.261	104999	Emissions from fugitive component leaks are minimized through the 28VHP Leak Detection and Repair program as detailed in the relevant conditions of NSR Permit No. 2501A. The LDAR requirements in the permit specify the parameter monitored, the frequency of monitoring and averaging times. For more detail see applicable Special Conditions in NSR Permit No. 2501A and emission factors/calculations in PBR registration application (page 29/29 in TCEQ Online Records Content ID 7764193).
23VENT	106.261	118800	Visual checks are performed during each operation shift to ensure the oil mist system maintaining in good condition. Emissions calculations and monitoring requirements to demonstrate compliance with PBR 106.4 and PBR 106.261 requirements are documented in PBR registration application (page 92/92 in TCEQ Online Records Content ID 508225).
47AD5409, 47AD5407	106.261, 106.262	139439	Emission calculations and monitoring requirements to demonstrate compliance with PBR 106.4 and PBR 106.261 requirements are documented in PBR registration application (page 81-82, 86/86 in TCEQ Online Records Content ID 1234412).
47EC5401	106.371	139439	Maintain monthly operating record and calculate the rolling 12-month PM emissions to demonstrate compliance with applicable limits. For more detail see emission factors/calculations in PBR registration application (page 84/86 in TCEQ Online Records Content ID 1234412).

**Texas Commission on Environmental Quality
Permit By Rule Supplemental Table (Page 4)**

Table D: Monitoring Requirements for registered and claimed PBRs for the Application Area

Date	Permit Number	Regulated Entity Number	Area Name
3/23/2026	04898	RN100219310	Valero Houston Refinery

Unit ID No.	PBR No.	Version No./Date Or Registration No.	Monitoring Requirement
90FB735	106.261	164545	The average temperature, material vapor pressure and throughput are recorded on a monthly basis. Calculate the rolling 12-month emissions and ensure resulting 12 month emissions are less than the applicable limit. Annual emission rates are calculated monthly using AP-42 Compilation of Air Pollutant Emission Factors, Chapter 7 - Liquid Storage Tanks and short-term emission rates are calculated using TCEQ's Air Permit Reviewer Reference Guide "Estimating Short Term Emission Rates from Floating Roof Storage Tanks" APDG 6419v2, revised 02/20). For more details see emission factors/calculations in PBR registration application (page 61-71/75 in TCEQ Online Records Content ID 5606908).
29BA1300, 41BA102	106.261, 106.262	164545	Record fuel usage each month. Calculate the rolling-12 month emissions and ensure resulting 12 month emissions are less than the applicable limit. For more details see emission factors/calculations in PBR registration application (page 74-75/75 in TCEQ Online Records Content ID 5606908).
FUG	106.261	168499	Emissions from fugitive component leaks are minimized through the 28VHP Leak Detection and Repair program as detailed in the relevant conditions of NSR Permit No. 2501A. The LDAR requirements in the permit specify the parameter monitored, the frequency of monitoring and averaging times. For more detail see applicable Special Conditions in NSR Permit No. 2501A and emission factors/calculations in PBR registration application (page 42/42 in TCEQ Online Records Content ID 6069565).
FUG	106.261	172319	Emissions from fugitive component leaks are minimized through the 28VHP Leak Detection and Repair program as detailed in the relevant conditions of NSR Permit No. 2501A. The LDAR requirements in the permit specify the parameter monitored, the frequency of monitoring and averaging times. For more detail see applicable Special Conditions in NSR Permit No. 2501A and emission factors/calculations in PBR registration application (page 43/43 in TCEQ Online Records Content ID 6529817).
FUG	106.261	175862	Emissions from fugitive component leaks are minimized through the 28VHP Leak Detection and Repair program as detailed in the relevant conditions of NSR Permit No. 2501A. The LDAR requirements in the permit specify the parameter monitored, the frequency of monitoring and averaging times. For more detail see applicable Special Conditions in NSR Permit No. 2501A and emission factors/calculations in PBR registration application (page 46/46 in TCEQ Online Records Content ID 7029749).
27CWT2	106.371	176200	Maintain monthly operating record and calculate the rolling 12-month PM emissions to demonstrate compliance with applicable limits. For more detail see emission factors/calculations in PBR registration application (page 26/36 in TCEQ Online Records Content ID 7105790).

**Texas Commission on Environmental Quality
Permit By Rule Supplemental Table (Page 4)**

Table D: Monitoring Requirements for registered and claimed PBRs for the Application Area

Date	Permit Number	Regulated Entity Number	Area Name
3/23/2026	04898	RN100219310	Valero Houston Refinery

Unit ID No.	PBR No.	Version No./Date Or Registration No.	Monitoring Requirement
91FB917A	106.478	177297	The average temperature, material vapor pressure and throughput are recorded on a monthly basis. Calculate the rolling 12-month emissions and ensure resulting 12 month emissions are less than the applicable limit. Annual emission rates are calculated monthly using AP-42 Compilation of Air Pollutant Emission Factors, Chapter 7 - Liquid Storage Tanks and short-term emission rates are calculated using TCEQ's Air Permit Reviewer Reference Guide "Estimating Short Term Emission Rates from Fixed Roof Tanks" APDG 6250v3, revised 02/20). For more details see emission factors/calculations in PBR registration application (page 15/52 in TCEQ Online Records Content ID 7252220).
FUG	106.261	177297	Emissions from fugitive component leaks are minimized through the 28VHP Leak Detection and Repair program as detailed in the relevant conditions of NSR Permit No. 2501A. The LDAR requirements in the permit specify the parameter monitored, the frequency of monitoring and averaging times. For more detail see applicable Special Conditions in NSR Permit No. 2501A and emission factors/calculations in PBR registration application (page 16/52 in TCEQ Online Records Content ID 725220).
FUG	106.261	179517	Emissions from fugitive component leaks are minimized through the 28VHP Leak Detection and Repair program as detailed in the relevant conditions of NSR Permit No. 2501A. The LDAR requirements in the permit specify the parameter monitored, the frequency of monitoring and averaging times. For more detail see applicable Special Conditions in NSR Permit No. 2501A and emission factors/calculations in PBR registration application (page 48/48 in TCEQ Online Records Content ID 7706385).
23FB4501V	106.472	3/14/1997	Estimate and record throughput each month. Calculate the rolling-12 month emissions to ensure compliance with 106.4 limits. Keep records to document the subsection of 106.472 under which the tank is authorized.
23FB4503V	106.472	3/14/1997	Estimate and record throughput each month. Calculate the rolling-12 month emissions to ensure compliance with 106.4 limits. Keep records to document the subsection of 106.472 under which the tank is authorized.
30GG1822	106.511	9/4/2000	The operating hours of the engine are monitored and recorded on a monthly basis. The maximum annual operating hours shall not exceed 10% of the normal annual operating schedule of the primary equipment, and all electric motors.
30LOAD	106.473	3/14/1997	Records of liquids loaded, average daily loading rates and calculate the rolling-12 month emissions to ensure compliance with applicable limits.
30PU2991	106.511	9/4/2000	The operating hours of the engine are monitored and recorded on a monthly basis. The maximum annual operating hours shall not exceed 10% of the normal annual operating schedule of the primary equipment, and all electric motors.

**Texas Commission on Environmental Quality
Permit By Rule Supplemental Table (Page 4)**

Table D: Monitoring Requirements for registered and claimed PBRs for the Application Area

Date	Permit Number	Regulated Entity Number	Area Name
3/23/2026	04898	RN100219310	Valero Houston Refinery

Unit ID No.	PBR No.	Version No./Date Or Registration No.	Monitoring Requirement
30PU2992	106.511	9/4/2000	The operating hours of the engine are monitored and recorded on a monthly basis. The maximum annual operating hours shall not exceed 10% of the normal annual operating schedule of the primary equipment, and all electric motors.
30PU2993	106.511	9/4/2000	The operating hours of the engine are monitored and recorded on a monthly basis. The maximum annual operating hours shall not exceed 10% of the normal annual operating schedule of the primary equipment, and all electric motors.
39FB1001	106.472	9/4/2000	Estimate and record throughput each month. Calculate the rolling-12 month emissions to ensure compliance with 106.4 limits. Keep records to document the subsection of 106.472 under which the tank is authorized.
42FA2099V	106.472	3/14/1997	Estimate and record throughput each month. Calculate the rolling-12 month emissions to ensure compliance with 106.4 limits. Keep records to document the subsection of 106.472 under which the tank is authorized.
42FB2097V	106.472	3/14/1997	Estimate and record throughput each month. Calculate the rolling-12 month emissions to ensure compliance with 106.4 limits. Keep records to document the subsection of 106.472 under which the tank is authorized.
42FB2499	106.472	3/14/1997	Estimate and record throughput each month. Calculate the rolling-12 month emissions to ensure compliance with 106.4 limits. Keep records to document the subsection of 106.472 under which the tank is authorized.
42FB2699	106.472	3/14/1997	Estimate and record throughput each month. Calculate the rolling-12 month emissions to ensure compliance with 106.4 limits. Keep records to document the subsection of 106.472 under which the tank is authorized.
42FB2801	106.472	9/4/2000	Estimate and record throughput each month. Calculate the rolling-12 month emissions to ensure compliance with 106.4 limits. Keep records to document the subsection of 106.472 under which the tank is authorized.
42GG1730	106.511	9/4/2000	The operating hours of the engine are monitored and recorded on a monthly basis. The maximum annual operating hours shall not exceed 10% of the normal annual operating schedule of the primary equipment, and all electric motors.
44FA3095	106.472	3/14/1997	Estimate and record throughput each month. Calculate the rolling-12 month emissions to ensure compliance with 106.4 limits. Keep records to document the subsection of 106.472 under which the tank is authorized.
44FA3099	106.472	3/14/1997	Estimate and record throughput each month. Calculate the rolling-12 month emissions to ensure compliance with 106.4 limits. Keep records to document the subsection of 106.472 under which the tank is authorized.

**Texas Commission on Environmental Quality
Permit By Rule Supplemental Table (Page 4)**

Table D: Monitoring Requirements for registered and claimed PBRs for the Application Area

Date	Permit Number	Regulated Entity Number	Area Name
3/23/2026	04898	RN100219310	Valero Houston Refinery

Unit ID No.	PBR No.	Version No./Date Or Registration No.	Monitoring Requirement
44FB3097	106.472	3/14/1997	Estimate and record throughput each month. Calculate the rolling-12 month emissions to ensure compliance with 106.4 limits. Keep records to document the subsection of 106.472 under which the tank is authorized.
44FB3098	106.472	3/14/1997	Estimate and record throughput each month. Calculate the rolling-12 month emissions to ensure compliance with 106.4 limits. Keep records to document the subsection of 106.472 under which the tank is authorized.
45FB7499V	106.472	3/14/1997	Estimate and record throughput each month. Calculate the rolling-12 month emissions to ensure compliance with 106.4 limits. Keep records to document the subsection of 106.472 under which the tank is authorized.
45TANK1	106.472	3/14/1997	Estimate and record throughput each month. Calculate the rolling-12 month emissions to ensure compliance with 106.4 limits. Keep records to document the subsection of 106.472 under which the tank is authorized.
46FA6299V	106.472	3/14/1997	Estimate and record throughput each month. Calculate the rolling-12 month emissions to ensure compliance with 106.4 limits. Keep records to document the subsection of 106.472 under which the tank is authorized.
47FA5412	106.472	3/14/1997	Estimate and record throughput each month. Calculate the rolling-12 month emissions to ensure compliance with 106.4 limits. Keep records to document the subsection of 106.472 under which the tank is authorized.
47FA5493	106.472	3/14/1997	Estimate and record throughput each month. Calculate the rolling-12 month emissions to ensure compliance with 106.4 limits. Keep records to document the subsection of 106.472 under which the tank is authorized.
47FA5494	106.472	3/14/1997	Estimate and record throughput each month. Calculate the rolling-12 month emissions to ensure compliance with 106.4 limits. Keep records to document the subsection of 106.472 under which the tank is authorized.
47GG1523	5, 106.511	9/12/1989, 9/4/2000	The operating hours of the engine are monitored and recorded on a monthly basis. The maximum annual operating hours shall not exceed 10% of the normal annual operating schedule of the primary equipment, and all electric motors.

**Texas Commission on Environmental Quality
Permit By Rule Supplemental Table (Page 4)**

Table D: Monitoring Requirements for registered and claimed PBRs for the Application Area

Date	Permit Number	Regulated Entity Number	Area Name
3/23/2026	04898	RN100219310	Valero Houston Refinery

Unit ID No.	PBR No.	Version No./Date Or Registration No.	Monitoring Requirement
5GCVS	106.533	7/4/2004	Measure and record the VOC concentration from remediation vents using a portable analyzer to monitor VOC concentration once per year and after any changes occur. The monitoring device shall meet the requirements of 40 CFR Part 60, Appendix A, Method 21, Sections 2, 3, 4.1, 4.2, and 4.4. However, the words "leak definition" in Method 21 shall be the outlet concentration. Establish a maximum VOC concentration using manufacturer's recommendations, engineering calculations from the PBR claim, and/or historical data. The monitoring instrumentation shall be maintained and operated in accordance with manufacturer's specifications or other written procedures. Any monitoring data above the maximum limit shall be considered and reported as a deviation. Keep records of all measurements and emission calculations to demonstrate compliance with 106.4 and 106.533(f).
5GFUG	106.533	7/4/2004	Measure and record the VOC concentration from remediation vents using a portable analyzer to monitor VOC concentration once per year and after any changes occur. The monitoring device shall meet the requirements of 40 CFR Part 60, Appendix A, Method 21, Sections 2, 3, 4.1, 4.2, and 4.4. However, the words "leak definition" in Method 21 shall be the outlet concentration. Establish a maximum VOC concentration using manufacturer's recommendations, engineering calculations from the PBR claim, and/or historical data. The monitoring instrumentation shall be maintained and operated in accordance with manufacturer's specifications or other written procedures. Any monitoring data above the maximum limit shall be considered and reported as a deviation. Keep records of all measurements and emission calculations to demonstrate compliance with 106.4 and 106.533(f).
5GTRANSFER	106.533	7/4/2004	Measure and record the VOC concentration from remediation vents using a portable analyzer to monitor VOC concentration once per year and after any changes occur. The monitoring device shall meet the requirements of 40 CFR Part 60, Appendix A, Method 21, Sections 2, 3, 4.1, 4.2, and 4.4. However, the words "leak definition" in Method 21 shall be the outlet concentration. Establish a maximum VOC concentration using manufacturer's recommendations, engineering calculations from the PBR claim, and/or historical data. The monitoring instrumentation shall be maintained and operated in accordance with manufacturer's specifications or other written procedures. Any monitoring data above the maximum limit shall be considered and reported as a deviation. Keep records of all measurements and emission calculations to demonstrate compliance with 106.4 and 106.533(f).
81GEN001	106.511	9/4/2000	The operating hours of the engine are monitored and recorded on a monthly basis. The maximum annual operating hours shall not exceed 10% of the normal annual operating schedule of the primary equipment, and all electric motors.

**Texas Commission on Environmental Quality
Permit By Rule Supplemental Table (Page 4)**

Table D: Monitoring Requirements for registered and claimed PBRs for the Application Area

Date	Permit Number	Regulated Entity Number	Area Name
3/23/2026	04898	RN100219310	Valero Houston Refinery

Unit ID No.	PBR No.	Version No./Date Or Registration No.	Monitoring Requirement
81SKD5602	106.533	7/4/2004	Measure and record the VOC concentration from remediation vents using a portable analyzer to monitor VOC concentration once per year and after any changes occur. The monitoring device shall meet the requirements of 40 CFR Part 60, Appendix A, Method 21, Sections 2, 3, 4.1, 4.2, and 4.4. However, the words "leak definition" in Method 21 shall be the outlet concentration. Establish a maximum VOC concentration using manufacturer's recommendations, engineering calculations from the PBR claim, and/or historical data. The monitoring instrumentation shall be maintained and operated in accordance with manufacturer's specifications or other written procedures. Any monitoring data above the maximum limit shall be considered and reported as a deviation. Keep records of all measurements and emission calculations to demonstrate compliance with 106.4 and 106.533(f).
81SKD5603	106.533	7/4/2004	Measure and record the VOC concentration from remediation vents using a portable analyzer to monitor VOC concentration once per year and after any changes occur. The monitoring device shall meet the requirements of 40 CFR Part 60, Appendix A, Method 21, Sections 2, 3, 4.1, 4.2, and 4.4. However, the words "leak definition" in Method 21 shall be the outlet concentration. Establish a maximum VOC concentration using manufacturer's recommendations, engineering calculations from the PBR claim, and/or historical data. The monitoring instrumentation shall be maintained and operated in accordance with manufacturer's specifications or other written procedures. Any monitoring data above the maximum limit shall be considered and reported as a deviation. Keep records of all measurements and emission calculations to demonstrate compliance with 106.4 and 106.533(f).
90GG2245	106.511	9/4/2000	The operating hours of the engine are monitored and recorded on a monthly basis. The maximum annual operating hours shall not exceed 10% of the normal annual operating schedule of the primary equipment, and all electric motors.
92FA4001	51	6/7/1996	Estimate and record throughput each month. Calculate the rolling-12 month emissions to ensure compliance with 106.4 limits. Keep records to document the subsection of 106.478 under which the tank is authorized.
92FA4002	53	10/4/1995	Estimate and record throughput each month. Calculate the rolling-12 month emissions to ensure compliance with 106.4 limits. Keep records to document the subsection of 106.478 under which the tank is authorized.
96FB500	106.264	3/14/1997	Records of liquids loaded and calculate the rolling-12 month emissions to ensure compliance with applicable 106.4 limits.

**Texas Commission on Environmental Quality
Permit By Rule Supplemental Table (Page 4)**

Table D: Monitoring Requirements for registered and claimed PBRs for the Application Area

Date	Permit Number	Regulated Entity Number	Area Name
3/23/2026	04898	RN100219310	Valero Houston Refinery

Unit ID No.	PBR No.	Version No./Date Or Registration No.	Monitoring Requirement
96FUG	106.533	7/4/2004	Measure and record the VOC concentration from remediation vents using a portable analyzer to monitor VOC concentration once per year and after any changes occur. The monitoring device shall meet the requirements of 40 CFR Part 60, Appendix A, Method 21, Sections 2, 3, 4.1, 4.2, and 4.4. However, the words "leak definition" in Method 21 shall be the outlet concentration. Establish a maximum VOC concentration using manufacturer's recommendations, engineering calculations from the PBR claim, and/or historical data. The monitoring instrumentation shall be maintained and operated in accordance with manufacturer's specifications or other written procedures. Any monitoring data above the maximum limit shall be considered and reported as a deviation. Keep records of all measurements and emission calculations to demonstrate compliance with 106.4 and 106.533(f).
96GENC20D6	106.511	9/4/2000	The operating hours of the engine are monitored and recorded on a monthly basis. The maximum annual operating hours shall not exceed 10% of the normal annual operating schedule of the primary equipment, and all electric motors.
97GE2999	106.511	9/4/2000	The operating hours of the engine are monitored and recorded on a monthly basis. The maximum annual operating hours shall not exceed 10% of the normal annual operating schedule of the primary equipment, and all electric motors.
97GE3000	106.511	9/4/2000	The operating hours of the engine are monitored and recorded on a monthly basis. The maximum annual operating hours shall not exceed 10% of the normal annual operating schedule of the primary equipment, and all electric motors.
CCRGEN	106.511	9/4/2000	The operating hours of the engine are monitored and recorded on a monthly basis. The maximum annual operating hours shall not exceed 10% of the normal annual operating schedule of the primary equipment, and all electric motors.
42GG1848, 42GG1849	106.511	9/4/2000	The operating hours of the engine are monitored and recorded on a monthly basis. The maximum annual operating hours shall not exceed 10% of the normal annual operating schedule of the primary equipment, and all electric motors.
90FB723	106.478	9/4/2000	Keep records demonstrating new guide pole installation
90FB722	106.478	9/4/2000	Keep records demonstrating new guide pole installation
50FA6	106.472	9/4/2000	Estimate and record throughput each month. Calculate the rolling-12 month emissions to ensure compliance with 106.4 limits. Keep records to document the subsection of 106.472 under which the tank is authorized.
MSS	106.263	11/1/2001	Keep records specified on 106.263(g) for each planned MSS activities and calculate emissions from the MSS activities on a monthly basis to determine the rolling 12-month total emissions to demonstrate compliance with 106.263(f).
Buckling Pin PSV	106.355	11/1/2001	Keep records listed in 106.355 (5)

Texas Commission on Environmental Quality
Permit By Rule Supplemental Table (Page 4)

Table D: Monitoring Requirements for registered and claimed PBRs for the Application Area

Date	Permit Number	Regulated Entity Number	Area Name
3/23/2026	04898	RN100219310	Valero Houston Refinery

Unit ID No.	PBR No.	Version No./Date Or Registration No.	Monitoring Requirement
Misc - Bulk Tanks	106.472	9/4/2000	Estimate and record throughput each month. Calculate the rolling-12 month emissions to ensure compliance with 106.4 limits. Keep records to document the subsection of 106.472 under which the tank is authorized.
47FB321, 47FB323	106.478	9/4/2000	Estimate and record throughput each month. Calculate the rolling-12 month emissions and ensure resulting 12 month emissions are less than the applicable limit.
91FA9001	106.412	3/14/1997	Estimate and record fuel usage each month. Calculate the rolling-12 month emissions and ensure resulting 12 month emissions are less than the applicable limit.
91FA9002	106.412	3/14/1997	Estimate and record fuel usage each month. Calculate the rolling-12 month emissions and ensure resulting 12 month emissions are less than the applicable limit.
91FA9003	106.412	3/14/1997	Estimate and record fuel usage each month. Calculate the rolling-12 month emissions and ensure resulting 12 month emissions are less than the applicable limit.

Major NSR Summary Table

Permit Number(s): 2501A and PSDTX767M2					Issuance Date: December 19, 2025		
Emission Point No. (1)	Source Name (2)	Air Contaminant Name (3)	Emission Rates		Monitoring and Testing Requirements	Recordkeeping Requirements	Reporting Requirements
			lb/hr	TPY (4)	Special Condition/Application Information	Special Condition/Application Information	Special Condition/Application Information
Heaters							
23BA301	Heater 23BA301	NO _x	7.00	-	3, 5, 7, 8	3, 5, 7, 8, 53	3, 5, 66
		SO ₂	1.40	-			
		H ₂ S	0.01	-			
		CO	1.80	-			
		PM	0.10	-			
		PM ₁₀	0.10	-			
		PM _{2.5}	0.10	-			
		VOC	0.10	-			
23BA302	Heater 23BA302	NO _x	3.20	-	3, 5, 7, 8	3, 5, 7, 8, 53	3, 5, 66
		SO ₂	0.80	-			
		H ₂ S	0.01	-			
		CO	1.10	-			
		PM	0.10	-			

Major NSR Summary Table

Permit Number(s): 2501A and PSDTX767M2					Issuance Date: December 19, 2025		
Emission Point No. (1)	Source Name (2)	Air Contaminant Name (3)	Emission Rates		Monitoring and Testing Requirements	Recordkeeping Requirements	Reporting Requirements
			lb/hr	TPY (4)	Special Condition/Application Information	Special Condition/Application Information	Special Condition/Application Information
		PM ₁₀	0.10	-			
		PM _{2.5}	0.10	-			
		VOC	0.10	-			
23BA301 and 23BA302	Heaters 23BA301 and 23BA302	NO _x	-	44.60	3, 5, 7, 8	3, 5, 7, 8, 53	3, 5, 66
		SO ₂	-	9.50			
		H ₂ S	-	0.04			
		CO	-	12.30			
		PM	-	0.90			
		PM ₁₀	-	0.90			
		PM _{2.5}	-	0.90			
		VOC	-	1.00			
23BC201	Atmospheric Tower Heater	NO _x	14.28	62.55	3, 5, 7, 8, 61	3, 5, 7, 8, 53, 61, 64	3, 5, 61, 66
		CO	14.28	62.55			
		VOC	1.93	8.43			

Major NSR Summary Table

Permit Number(s): 2501A and PSDTX767M2					Issuance Date: December 19, 2025		
Emission Point No. (1)	Source Name (2)	Air Contaminant Name (3)	Emission Rates		Monitoring and Testing Requirements	Recordkeeping Requirements	Reporting Requirements
			lb/hr	TPY (4)	Special Condition/Application Information	Special Condition/Application Information	Special Condition/Application Information
		SO ₂	9.52	20.85			
		H ₂ S	0.03	0.13			
		PM	2.66	11.65			
		PM ₁₀	2.66	11.65			
		PM _{2.5}	2.66	11.65			
27BA1000	"C" Unifiner Reactor Charge Heater	NO _x	3.82	13.31	3, 5, 7, 8	3, 5, 7, 8, 53	3, 5, 66
		CO	3.21	11.18			
		VOC	0.21	0.73			
		SO ₂	1.04	1.10			
		H ₂ S	<0.01	0.01			
		PM	0.29	1.01			
		PM ₁₀	0.29	1.01			
		PM _{2.5}	0.29	1.01			
28BA1200	"A" Unifiner Reactor	NO _x	2.75	12.02	3, 5, 7, 8	3, 5, 7, 8, 53	3, 5, 66

Major NSR Summary Table

Permit Number(s): 2501A and PSDTX767M2					Issuance Date: December 19, 2025		
Emission Point No. (1)	Source Name (2)	Air Contaminant Name (3)	Emission Rates		Monitoring and Testing Requirements	Recordkeeping Requirements	Reporting Requirements
			lb/hr	TPY (4)	Special Condition/Application Information	Special Condition/Application Information	Special Condition/Application Information
	Charge Heater	CO	2.31	10.10			
		VOC	0.15	0.66			
		SO ₂	0.75	0.88			
		H ₂ S	<0.01	0.01			
		PM	0.21	0.91			
		PM ₁₀	0.21	0.91			
		PM _{2.5}	0.21	0.91			
29BA1300	"B-GDU" Reactor Charge Heater	NO _x	3.03	13.27	3, 5, 7, 8	3, 5, 7, 8, 53	3, 5, 66
		CO	2.47	10.82			
		VOC	0.16	0.71			
		SO ₂	0.80	0.92			
		H ₂ S	<0.01	0.01			
		PM	0.22	0.98			
		PM ₁₀	0.22	0.98			

Major NSR Summary Table

Permit Number(s): 2501A and PSDTX767M2					Issuance Date: December 19, 2025		
Emission Point No. (1)	Source Name (2)	Air Contaminant Name (3)	Emission Rates		Monitoring and Testing Requirements	Recordkeeping Requirements	Reporting Requirements
			lb/hr	TPY (4)	Special Condition/Application Information	Special Condition/Application Information	Special Condition/Application Information
		PM _{2.5}	0.22	0.98			
40BA1001	Combined Heaters (LCO Charge Heater, Diesel Charge Heater, and Fractionation Reboiler Heater)	NO _x	4.39	16.10	3, 5, 7, 8, 9, 57	3, 5, 7, 8, 9, 53, 57	3, 5, 57, 66
		CO	7.56	33.13			
		VOC	0.62	2.72			
		SO ₂	3.09	13.53			
		H ₂ S	0.01	0.06			
		PM	0.86	3.76			
		PM ₁₀	0.86	3.76			
		PM _{2.5}	0.86	3.76			
41BA101	"D-GDU" Reactor Charge Heater	NO _x	1.96	8.59	3, 5, 7, 8	3, 5, 7, 8, 53	3, 5, 66
		CO	1.65	7.21			
		VOC	0.11	0.47			
		SO ₂	0.53	0.61			
		H ₂ S	<0.01	0.01			

Major NSR Summary Table

Permit Number(s): 2501A and PSDTX767M2					Issuance Date: December 19, 2025		
Emission Point No. (1)	Source Name (2)	Air Contaminant Name (3)	Emission Rates		Monitoring and Testing Requirements	Recordkeeping Requirements	Reporting Requirements
			lb/hr	TPY (4)	Special Condition/Application Information	Special Condition/Application Information	Special Condition/Application Information
		PM	0.15	0.65			
		PM ₁₀	0.15	0.65			
		PM _{2.5}	0.15	0.65			
41BA102	"D-GDU" Stabilizer Heater	NO _x	2.65	11.59	3, 5, 7, 8	3, 5, 7, 8, 53	3, 5, 66
		CO	2.22	9.74			
		VOC	0.15	0.64			
		H ₂ S	<0.01	0.01			
		SO ₂	0.72	0.79			
		PM	0.20	0.88			
		PM ₁₀	0.20	0.88			
		PM _{2.5}	0.20	0.88			
17H01	Crude Topper Heater	NO _x	7.77	8.76	3, 5, 7, 8, 10, 58, 59, 61	3, 5, 7, 8, 53, 58, 59, 61, 62, 64	3, 5, 58, 61, 66
		CO	16.09	28.18			
		VOC	1.35	4.72			

Major NSR Summary Table

Permit Number(s): 2501A and PSDTX767M2					Issuance Date: December 19, 2025		
Emission Point No. (1)	Source Name (2)	Air Contaminant Name (3)	Emission Rates		Monitoring and Testing Requirements	Recordkeeping Requirements	Reporting Requirements
			lb/hr	TPY (4)	Special Condition/Application Information	Special Condition/Application Information	Special Condition/Application Information
		SO ₂	6.46	8.75			
		H ₂ S	0.02	0.07			
		PM	1.86	6.53			
		PM ₁₀	1.86	6.53			
		PM _{2.5}	1.86	6.53			
		NH ₃	1.14	4.00			
FCCU							
42CB2201	FCC Unit Stack	NO _x	270.00	172.00	3, 5, 11, 12, 13, 14, 15, 16, 40, 56, 61, 67, 68	3, 5, 15, 53, 56, 61, 64, 67, 68	3, 5, 56, 61, 66, 67
		CO	269.00	246.83			
		VOC	13.00	37.00			
		SO ₂	29.65	129.89			
		PM	75.50	240.00			
		PM ₁₀	75.50	240.00			
		PM _{2.5}	75.50	240.00			

Major NSR Summary Table

Permit Number(s): 2501A and PSDTX767M2					Issuance Date: December 19, 2025		
Emission Point No. (1)	Source Name (2)	Air Contaminant Name (3)	Emission Rates		Monitoring and Testing Requirements	Recordkeeping Requirements	Reporting Requirements
			lb/hr	TPY (4)	Special Condition/Application Information	Special Condition/Application Information	Special Condition/Application Information
		H ₂ SO ₄	1.58	6.90			
		HCN	23.00	100.00			
SRU							
39CB2001	Tail Gas Incinerator Unit 39 SRU	VOC	0.21	-	3, 5, 17, 18, 19, 20, 21, 22, 23, 24, 25, 26, 27, 28, 40, 55, 61	3, 5, 19, 25, 26, 27, 28, 53, 55, 61, 64	3, 5, 55, 61, 66
		CO	10.16	-			
		H ₂ S	0.48	-			
		NH ₃	0.01	-			
		NO _x	5.51	-			
		SO ₂	93.95	-			
		PM	0.44	-			
		PM ₁₀	0.44	-			
		PM _{2.5}	0.44	-			
46CB6301	Tail Gas Incinerator Unit 46 SRU	VOC	0.32	-	3, 5, 17, 18, 19, 20, 21, 22, 23, 24, 25, 26, 27,	3, 5, 19, 25, 26, 27, 28, 53, 55, 61, 64	3, 5, 55, 61, 66
		CO	9.26	-			

Major NSR Summary Table

Permit Number(s): 2501A and PSDTX767M2					Issuance Date: December 19, 2025		
Emission Point No. (1)	Source Name (2)	Air Contaminant Name (3)	Emission Rates		Monitoring and Testing Requirements	Recordkeeping Requirements	Reporting Requirements
			lb/hr	TPY (4)	Special Condition/Application Information	Special Condition/Application Information	Special Condition/Application Information
		H ₂ S	0.44	-	28, 40, 55, 61		
		NH ₃	0.01	-			
		NO _x	5.01	-			
		SO ₂	85.15	-			
		PM	0.40	-			
		PM ₁₀	0.40	-			
		PM _{2.5}	0.40	-			
39CB2001, 46CB6301	Combined Annual Cap for both TGIs	VOC	-	0.53	3, 5, 17, 18, 19, 20, 21, 22, 23, 24, 25, 26, 27, 28, 40, 55, 61	3, 5, 19, 25, 26, 27, 28, 53, 55, 61, 64	3, 5, 55, 61, 66
		CO	-	38.66			
		H ₂ S	-	1.84			
		NH ₃	-	0.01			
		NO _x	-	20.94			
		SO ₂	-	354.28			
		PM	-	2.55			

Major NSR Summary Table

Permit Number(s): 2501A and PSDTX767M2					Issuance Date: December 19, 2025		
Emission Point No. (1)	Source Name (2)	Air Contaminant Name (3)	Emission Rates		Monitoring and Testing Requirements	Recordkeeping Requirements	Reporting Requirements
			lb/hr	TPY (4)	Special Condition/Application Information	Special Condition/Application Information	Special Condition/Application Information
		PM ₁₀	-	2.55			
		PM _{2.5}	-	2.55			
Cooling Towers							
27CWT2	Cooling Tower No. 2 (5)	VOC	6.24	2.87	5, 29	5, 29	5
		PM	15.61	63.38			
		PM ₁₀	14.05	61.54			
		PM _{2.5}	0.16	0.68			
22CWT3	Cooling Tower No. 3 (5)	VOC	12.01	5.50	5, 29	5, 29	5
		PM	0.60	2.63			
		PM ₁₀	0.54	2.37			
		PM _{2.5}	0.01	0.03			
23CWT7	Cooling Tower No. 7 (5)	VOC	4.52	2.08	5, 29	5, 29	5
		PM	0.23	0.99			
		PM ₁₀	0.20	0.89			

Major NSR Summary Table

Permit Number(s): 2501A and PSDTX767M2					Issuance Date: December 19, 2025		
Emission Point No. (1)	Source Name (2)	Air Contaminant Name (3)	Emission Rates		Monitoring and Testing Requirements	Recordkeeping Requirements	Reporting Requirements
			lb/hr	TPY (4)	Special Condition/Application Information	Special Condition/Application Information	Special Condition/Application Information
		PM _{2.5}	<0.01	0.01			
44CWT9	Cooling Tower No. 9 (5)	VOC	3.00	1.38	5, 29	5, 29	5
		PM	0.15	0.66			
		PM ₁₀	0.14	0.59			
		PM _{2.5}	<0.01	0.01			
42CWT10	Cooling Tower No. 10 (5)	VOC	16.01	7.36	5, 29	5, 29	5
		PM	0.80	3.51			
		PM ₁₀	0.72	3.16			
		PM _{2.5}	0.01	0.04			
40CWT11	Cooling Tower No. 11 (5)	VOC	7.6	3.31	5, 29	5, 29	5
		PM	0.38	1.67			
		PM ₁₀	0.34	1.50			
		PM _{2.5}	<0.01	0.02			
Storage Tanks							

Major NSR Summary Table

Permit Number(s): 2501A and PSDTX767M2					Issuance Date: December 19, 2025		
Emission Point No. (1)	Source Name (2)	Air Contaminant Name (3)	Emission Rates		Monitoring and Testing Requirements	Recordkeeping Requirements	Reporting Requirements
			lb/hr	TPY (4)	Special Condition/Application Information	Special Condition/Application Information	Special Condition/Application Information
22FB747	Storage Tank 22FB747	H ₂ SO ₄	0.26	0.01	30, 31	30, 62	
42FB2802	Storage Tank 42FB2802	VOC	0.10	0.07	5, 30, 31	5, 30, 62	5
45FB6001	Storage Tank 45FB6001	VOC	0.01	0.01	30, 31	30, 62	
45FB6002	Storage Tank 45FB6002	VOC	0.01	0.01	30, 31	30, 62	
45FB7403	Storage Tank 45FB7403	VOC	0.21	0.86	3, 5, 30, 31	3, 5, 30, 62	3, 5
		NH ₃	<0.01	<0.01			
		H ₂ S	0.01	0.03			
46FB6301	Storage Tank 46FB6301	VOC	0.01	0.01	30, 31	30, 62	
91FB922	Storage Tank 91FB922	VOC	0.49	0.52	3, 5, 30, 31	3, 5, 30, 62	3, 5
90FB735	Storage Tank 90FB735	VOC	0.32	0.69	3, 5, 30, 31	3, 5, 30, 62	3, 5
Loading							
9058LOAD	"A" Pump Rail Loading	VOC	0.01	0.01	3, 5, 30, 31	3, 5, 30, 62	
9059LOAD	B. B. Rack-Truck Loading	VOC	0.01	0.01	3, 5, 30, 31	3, 5, 30, 62	
Wastewater							

Major NSR Summary Table

Permit Number(s): 2501A and PSDTX767M2					Issuance Date: December 19, 2025		
Emission Point No. (1)	Source Name (2)	Air Contaminant Name (3)	Emission Rates		Monitoring and Testing Requirements	Recordkeeping Requirements	Reporting Requirements
			lb/hr	TPY (4)	Special Condition/Application Information	Special Condition/Application Information	Special Condition/Application Information
47AD5401	API Separator Diversion Sump	VOC	0.01	0.01	37		
47AD5402	API Oil Pit	VOC	2.00	0.14	37		
47AD5405	API Muck Pit	VOC	2.00	0.18	37		
47AD5407	Lift Station	VOC	0.04	0.19	37		
		H ₂ S	0.02	0.07			
47AD5409	DAF Unit	VOC	5.51	24.15	37		
		H ₂ S	0.02	0.07			
47FA5	Equalization Tank	VOC	0.01	0.01	37		
47GF5401	API Separator	VOC	0.14	0.62	3, 4, 5, 37	3, 4, 5	3, 4, 5
		H ₂ S	0.02	0.07			
90CPI2001	Outfall 007 CPI Separator	VOC	0.25	1.12	Project 193432		
90CPI8301	Outfall 003 CPI Separator	VOC	0.27	1.18	Project 193432		
91CPI901	900-Tank Farm CPI	VOC	0.14	0.61	Project 193432		

Major NSR Summary Table

Permit Number(s): 2501A and PSDTX767M2					Issuance Date: December 19, 2025		
Emission Point No. (1)	Source Name (2)	Air Contaminant Name (3)	Emission Rates		Monitoring and Testing Requirements	Recordkeeping Requirements	Reporting Requirements
			lb/hr	TPY (4)	Special Condition/Application Information	Special Condition/Application Information	Special Condition/Application Information
	Separator						
30FL1 and 30FL6	Main Refinery Flare and ULSD Flare Combined Emissions	NO _x	64.02	19.30	3, 5, 6, 38, 40, 44	3, 5, 6, 38, 44	3, 5, 66
		CO	462.40	139.50			
		VOC	255.00	393.30			
		SO ₂	1,402.00	115.60			
		H ₂ S	14.20	1.20			
90CB5601	Vapor Combustion Unit	NO _x	6.00	8.80	5, 39, 60	5, 39, 53, 60	5, 60
		CO	5.01	7.39			
		VOC	20.85	19.44			
		SO ₂	0.03	0.06			
		PM	0.45	0.66			
		PM ₁₀	0.45	0.66			
		PM _{2.5}	0.45	0.66			
FUG	Fugitives (5)	VOC	103.62	449.89	3, 5, 41, 42, 47	2, 3, 5, 41, 42, 47, 62	3, 5, 41, 66

Major NSR Summary Table

Permit Number(s): 2501A and PSDTX767M2					Issuance Date: December 19, 2025		
Emission Point No. (1)	Source Name (2)	Air Contaminant Name (3)	Emission Rates		Monitoring and Testing Requirements	Recordkeeping Requirements	Reporting Requirements
			lb/hr	TPY (4)	Special Condition/Application Information	Special Condition/Application Information	Special Condition/Application Information
		H ₂ S	0.21	0.92			
		NH ₃	0.05	0.17			
		NaOH	0.14	0.60			
		H ₂ O ₂	0.03	0.13			
22AVENT	BHT Catalyst Regeneration	VOC	5.00	0.06	Project 154497		
22FA225	Alky Unit Bauxite Tower Washing	VOC	1.00	0.09	Project 320812		
Maintenance, Startup and Shutdown (MSS)							
EXCH-MSS	Heat Exchanger MSS Emissions	VOC	17.35	1.81	44, 45, 46	44, 45, 46, 63	
SMALL-MSS	Small Equipment MSS Emissions	VOC	2.08	1.56	44, 45, 46	44, 45, 46, 63	
VAC-MSS	Vacuum Truck MSS Emissions	VOC	1.37	0.51	44, 45, 46, 50, 54	44, 45, 46, 50, 54, 63	
		NH ₃	0.01	0.01			
		H ₂ S	0.01	0.01			

Major NSR Summary Table

Permit Number(s): 2501A and PSDTX767M2					Issuance Date: December 19, 2025		
Emission Point No. (1)	Source Name (2)	Air Contaminant Name (3)	Emission Rates		Monitoring and Testing Requirements	Recordkeeping Requirements	Reporting Requirements
			lb/hr	TPY (4)	Special Condition/Application Information	Special Condition/Application Information	Special Condition/Application Information
FRAC-MSS	Frac Tank MSS Emissions	VOC	0.88	5.36	44, 54	44, 51, 54, 63	
VACFR-MSS	Vacuum Truck/Frac Tank Cleaning MSS Emissions	VOC	2.93	0.11	44, 45, 46, 50, 51	44, 45, 46, 50, 51, 63	
		NH ₃	0.01	0.01			
WW-MSS	Wastewater Treatment Plant MSS Activities	VOC	0.14	0.01	44, 45, 46, 54	44, 45, 46, 63	
		NH ₃	0.05	0.01			
		H ₂ S	0.01	0.01			
TANK-MSS	Tank MSS Activities	VOC	529.27	(6)	44, 48, 49	44, 48, 49, 54, 63	
47FB7403-MSS	Storage Tank 45FB7403 MSS	VOC	(7)	(6)	44, 48	44, 48, 63	
		NH ₃	0.01	<0.01			
		H ₂ S	0.23	<0.01			
INSIG-MSS	Insignificant MSS Activities	VOC	23.82	4.15	44	44, 63	
		NO _x	0.15	0.03			
		SO ₂	0.15	0.03			
		CO	0.15	0.03			

Major NSR Summary Table

Permit Number(s): 2501A and PSDTX767M2					Issuance Date: December 19, 2025		
Emission Point No. (1)	Source Name (2)	Air Contaminant Name (3)	Emission Rates		Monitoring and Testing Requirements	Recordkeeping Requirements	Reporting Requirements
			lb/hr	TPY (4)	Special Condition/Application Information	Special Condition/Application Information	Special Condition/Application Information
		PM	13.33	0.83			
		PM ₁₀	6.30	0.39			
		PM _{2.5}	0.95	0.06			
DEINV-MSS	Deinventory MSS Activities	VOC	4.11	0.16	44, 45, 46	44, 45, 46, 63	
FCCU-MSS	FCCU MSS Activities	CO	1,129.66	27.11	44, 45, 46	44, 45, 46, 53, 63	
TO-MSS	Thermal Oxidizer Controlled MSS Activities	VOC	5.21	3.28	44, 48, 54	44, 48, 53, 54, 63	
		NO _x	6.12	0.34			
		SO ₂	0.01	0.01			
		CO	5.14	0.29			
		NH ₃	0.01	0.01			
		PM	0.01	0.01			
		PM ₁₀	0.01	0.01			
		PM _{2.5}	0.01	0.01			
		H ₂ S	0.01	0.01			

- (1) Emission point identification - either specific equipment designation or emission point number from plot plan.
- (2) Specific point source name. For fugitive sources, use area name or fugitive source name.
- (3)

VOC	- volatile organic compounds as defined in Title 30 Texas Administrative Code § 101.1
NO _x	- total oxides of nitrogen
SO ₂	- sulfur dioxide
H ₂ S	- hydrogen sulfide
NH ₃	- ammonia
PM	- total particulate matter, including PM ₁₀ and PM _{2.5} , as represented
PM ₁₀	- total particulate matter equal to or less than 10 microns in diameter, including PM _{2.5} , as represented
PM _{2.5}	- particulate matter equal to or less than 2.5 microns in diameter
CO	- carbon monoxide
H ₂ SO ₄	- sulfuric acid
HCN	- hydrogen cyanide
NaOH	- sodium hydroxide
H ₂ O ₂	- hydrogen peroxide
- (4) Compliance with annual emission limits (tons per year) is based on a 12 month rolling period.
- (5) Emission rate is an estimate and is enforceable through compliance with the applicable special condition(s) and permit application representations.
- (6) Annual emissions from activities authorized by EPN TANK-MSS will be accommodated as part of the annual allowable rate of each of the storage tanks. Compliance will be demonstrated by performing monthly calculations as required in Special Condition No. 48.F(4).
- (7) Hourly emissions are authorized by EPN TANK-MSS.

From: Kelley Oswalt <kelley.oswalt@trinityconsultants.com>
Sent: Monday, March 23, 2026 11:29 AM
To: Tusar Swami
Cc: Twu, April
Subject: RE: Technical Review -- FOP O4898/Project 39767, Valero Refining Texas LP/Valero Houston Refinery

Hi Tusar,

We have submitted all the additional forms for this project through STEERS today. These should address the updated UA forms. There is a cover letter that explains all the forms being submitted and any requested changes from the previous O1381 permit.

Let us know if you have any questions as you start to review the forms.

Hope you have a great trip to India. Thanks!

Kelley Oswalt
Senior Consultant
Trinity Consultants
512-693-4191 (office)

From: Tusar Swami <tusar.swami@tceq.texas.gov>
Sent: Wednesday, March 18, 2026 10:08 AM
To: Kelley Oswalt <kelley.oswalt@trinityconsultants.com>
Cc: Twu, April <April.Twu@valero.com>
Subject: RE: Technical Review -- FOP O4898/Project 39767, Valero Refining Texas LP/Valero Houston Refinery

Good morning, Kelley:

You are not required to submit OP-REQ3. We may have to carry forward some of the manual builds from O1381. If necessary, it will be updated based on your comments and if they are not current. For some of the rules we have now updated OP-UAs and solutions sets. We need updated OP-UAs, OP-MON, OP-PBRSUP etc.

Want to let you know that I will be travelling to India from 3/24 thru and 4/3. I will be out of office 3/19 and 3/20 also.

Sincerely,

Tusar Swami, P. E.

Texas Commission on Environmental Quality
OA/APD/Operating Permits Section
12100 Park 35 Circle, Bldg. C, Austin, TX 78753
Mail: MC-163, P. O. Box 13087, Austin, TX 78711-3087
Phone: 512/239-1581 Fax: 512/239-1400
Email: tusar.swami@tceq.texas.gov



How are we doing? Fill out our online customer satisfaction survey at www.tceq.texas.gov/customerurvey

From: Kelley Oswalt <kelley.oswalt@trinityconsultants.com>
Sent: Wednesday, March 18, 2026 9:02 AM
To: Tusar Swami <tusar.swami@tceq.texas.gov>
Cc: Twu, April <April.Twu@valero.com>
Subject: RE: Technical Review -- FOP O4898/Project 39767, Valero Refining Texas LP/Valero Houston Refinery

Good morning Tusar,

We are working on all the additional forms for the initial application. We had one question come up regarding the OP-REQ3 and if it's required/needed? We don't have any manual change requests to the citations that I would normally put on the OP-REQ3. In addition, all manual citation builds in the current O1381 permit will be replaced because TCEQ now has UA forms and flowcharts for those rules.

Thanks!

Kelley Oswalt
Senior Consultant
Trinity Consultants
512-693-4191 (office)

From: Tusar Swami <tusar.swami@tceq.texas.gov>
Sent: Sunday, February 22, 2026 3:40 PM
To: Kelley Oswalt <kelley.oswalt@trinityconsultants.com>
Cc: Twu, April <April.Twu@valero.com>
Subject: Technical Review -- FOP O4898/Project 39767, Valero Refining Texas LP/Valero Houston Refinery

Kelley:

Good afternoon. I have been assigned to the Federal Operating Permit (FOP) initial issuance application of Permit No. O4898 for Valero Refining Texas LP/Valero Houston Refinery. This application has been assigned Project No. 39767. Please address all correspondence pertaining to this permit application dated February 2, 2026, including any updates, to me at the address below, and use both the Permit and Project reference numbers above to facilitate tracking.

In addition, I wanted to let you know that EPA has, on occasion, objected to Title V permits based on the following:

- a. NSR permit and PBR monitoring sufficiency –please refer to our periodic monitoring guidance for reference of monitoring that EPA has, so far, considered sufficient.
 - b. Reference to confidential business information (CBI) in NSR permits and PBR submittals.
 - c. High level terms in the SOP Applicable Requirement Summary Table. The high level terms are sometimes used in SOPs when unit attribute forms have not yet been updated due to regulatory amendments.
 - d. Accuracy of PBR information provided on the supplemental table and in the permit – please refer to Forms OP-PBRSUP and OP-REQ1 Instructions.
- If you have any questions or concerns on any of these items or think you need to do any additional updates, let me know and we can discuss further.

Application updates may now be submitted through Title V STEERS. Any application updates that are submitted by the RO/DAR through STEERS are certified and do not require the submittal of an original signature OP-CRO1. Application updates that are provided through email or physical mail require certification using an original signature OP-CRO1.

Please notify me when these updates have been submitted.

As required on Form OP-1, question IV.D, please remember the FOP application and all application updates must be submitted to EPA Region 6 at R6AirPermitsTX@epa.gov and to the TCEQ regional office having jurisdiction. This submittal information can be found on our website at [Where to Submit FOP Applications and Permit-Related Documents](#).

Please review the “SOP Technical Review Fact Sheet” located at http://www.tceq.texas.gov/assets/public/permitting/air/Guidance/Title_V/sop_wdp_fac_tsheet.pdf. This guidance contains important information regarding the review process and application update procedures. Contact me if you have any questions regarding the guidelines, the project schedule, or any other details regarding your application or permit. Thank you for your cooperation.

Sincerely,

Tusar Swami, P.E.

**Texas Commission on Environmental Quality
OA/APD/Operating Permits Section**

12100 Park 35 Circle, Bldg. C, Austin, TX 78753

Mail: MC-163, P. O. Box 13087, Austin, TX 78711-3087

Phone: 512/239-1581 Fax: 512/239-1400

Email: tusar.swami@tceq.texas.gov



How are we doing? Fill out our online customer satisfaction survey at www.tceq.texas.gov/customersurvey

Steven Piper

From: eNotice TCEQ
Sent: Wednesday, February 4, 2026 12:11 PM
To: carol.alvarado@senate.texas.gov; Jaime.Villarreal@senate.texas.gov;
megan.maldonado@senate.texas.gov; christina.morales@house.texas.gov
Subject: TCEQ Notice - Permit Number O4898
Attachments: TCEQ Notice - O4898_39767.pdf

This email is being sent to electronically transmit an official document issued by the Office of Air of the Texas Commission on Environmental Quality.

This email is being sent to you because either (a) you filed a document with the Office of the Chief Clerk that made you part of the official mailing list for the above referenced matter, or (b) notice to you is legally required. As authorized by Texas Water Code 5.128, this electronic transmittal is replacing the previous practice of hard copy distribution. Amendments to Texas Government Code 552.137 prompted a change to the agency's privacy policy regarding confidentiality of certain email addresses. The revised privacy policy can be viewed at http://www.tceq.state.tx.us/help/policies/electronic_info_policy.html.

Questions regarding this email may be submitted either by replying directly to this email or by calling Mr. Rhyan Stone with the Air Permits Division at (512) 239-1293.

The attached document is provided in an Adobe Acrobat .pdf format. If you cannot display the attachment, you may need to visit the Adobe web site (<http://get.adobe.com/reader>) to download the free Adobe Acrobat Reader software.

Brooke T. Paup, *Chairwoman*
Catarina R. Gonzales, *Commissioner*
Tonya R. Miller, *Commissioner*
Kelly Keel, *Executive Director*



TEXAS COMMISSION ON ENVIRONMENTAL QUALITY

Protecting Texas by Reducing and Preventing Pollution

February 4, 2026

THE HONORABLE CAROL ALVARADO
TEXAS SENATE
PO BOX 12068
AUSTIN TX 78711-2068

Re: Accepted Federal Operating Permit Initial Issuance Application
Project Number: 39767
Permit Number: O4898
Valero Refining-Texas, L.P.
Valero Houston Refinery
Houston, Harris County
Regulated Entity Number: RN100219310
Customer Reference Number: CN600127468

Dear Senator Alvarado:

This letter notifies you that the Texas Commission on Environmental Quality has received a federal operating permit (FOP) initial issuance application for a site located in your district. This application is being processed in an expedited manner, as allowed by the commission's rules in 30 Texas Administrative Code, Chapter 101, Subchapter J. As part of this permitting process, the applicant is required to publish a formal newspaper public notice. The notice will inform the public of their right to make comments or request a public hearing. This link to an electronic map of the site or facility's general location is provided as a public courtesy and not part of the application or notice. For exact location, refer to application. <https://gisweb.tceq.texas.gov/LocationMapper/?marker=-95.255,29.722222&level=13>.


The FOP program regulates both new and existing major sources of emissions. The goal of the program is to improve air quality in Texas through increased compliance by codifying existing applicable regulatory requirements into the FOP. The FOP provides the applicant authorization to operate the equipment at the site. The FOP identifies and codifies air emission requirements (known as applicable requirements) that apply to the emission units at the site. The FOP does not authorize construction of emission units or emissions from those units. The New Source Review (NSR) permit is the mechanism for these authorizations.

The Honorable Carol Alvarado
Page 2
February 4, 2026

Re: Accepted Federal Operating Permit Initial Issuance Application

This letter is being sent to you for information only and no action is required. If you need further information, please contact me at (512) 239-1250.

Sincerely,

A handwritten signature in black ink, appearing to read "Samuel Short", followed by a long horizontal line extending to the right.

Samuel Short, Deputy Director
Air Permits Division
Office of Air
Texas Commission on Environmental Quality

Brooke T. Paup, *Chairwoman*
Catarina R. Gonzales, *Commissioner*
Tonya R. Miller, *Commissioner*
Kelly Keel, *Executive Director*



TEXAS COMMISSION ON ENVIRONMENTAL QUALITY

Protecting Texas by Reducing and Preventing Pollution

February 4, 2026

THE HONORABLE CHRISTINA MORALES
TEXAS HOUSE OF REPRESENTATIVES
PO BOX 2910
AUSTIN TX 78768-2910

Re: Accepted Federal Operating Permit Initial Issuance Application
Project Number: 39767
Permit Number: O4898
Valero Refining-Texas, L.P.
Valero Houston Refinery
Houston, Harris County
Regulated Entity Number: RN100219310
Customer Reference Number: CN600127468

Dear Representative Morales:

This letter notifies you that the Texas Commission on Environmental Quality has received a federal operating permit (FOP) initial issuance application for a site located in your district. This application is being processed in an expedited manner, as allowed by the commission's rules in 30 Texas Administrative Code, Chapter 101, Subchapter J. As part of this permitting process, the applicant is required to publish a formal newspaper public notice. The notice will inform the public of their right to make comments or request a public hearing. This link to an electronic map of the site or facility's general location is provided as a public courtesy and not part of the application or notice. For exact location, refer to application. <https://gisweb.tceq.texas.gov/LocationMapper/?marker=-95.255,29.722222&level=13>.

The FOP program regulates both new and existing major sources of emissions. The goal of the program is to improve air quality in Texas through increased compliance by codifying existing applicable regulatory requirements into the FOP. The FOP provides the applicant authorization to operate the equipment at the site.

This letter is being sent to you for information only and no action is required. If you need further information, please contact me at (512) 239-1250.

Sincerely,

A handwritten signature in black ink, appearing to read "Samuel Short", with a long horizontal line extending to the right.

Samuel Short, Deputy Director
Air Permits Division
Office of Air
Texas Commission on Environmental Quality

Texas Commission on Environmental Quality

Title V New

Site Information (Regulated Entity)

What is the name of the permit area to be authorized?	VALERO HOUSTON REFINERY
Does the site have a physical address?	Yes
Physical Address	
Number and Street	9701 MANCHESTER ST
City	HOUSTON
State	TX
ZIP	77012
County	HARRIS
Latitude (N) (##.#####)	29.722222
Longitude (W) (-###.#####)	-95.255
Primary SIC Code	
Secondary SIC Code	
Primary NAICS Code	32411
Secondary NAICS Code	
Regulated Entity Site Information	
What is the Regulated Entity's Number (RN)?	RN100219310
What is the name of the Regulated Entity (RE)?	VALERO HOUSTON REFINERY
Does the RE site have a physical address?	Yes
Physical Address	
Number and Street	9701 MANCHESTER ST
City	HOUSTON
State	TX
ZIP	77012
County	HARRIS
Latitude (N) (##.#####)	29.722222
Longitude (W) (-###.#####)	-95.255
Facility NAICS Code	32411
What is the primary business of this entity?	PETROLEUM REFINING

Customer (Applicant) Information

How is this applicant associated with this site?	Owner Operator
What is the applicant's Customer Number (CN)?	CN600127468
Type of Customer	Corporation
Full legal name of the applicant:	
Legal Name	Valero Refining-Texas, L.P.
Texas SOS Filing Number	800023619
Federal Tax ID	741834940
State Franchise Tax ID	17418349407
State Sales Tax ID	
Local Tax ID	

DUNS Number	79391280
Number of Employees	501+
Independently Owned and Operated?	Yes

Responsible Official Contact

Person TCEQ should contact for questions about this application:

Organization Name	Valero Refining-Texas LP
Prefix	MR
First	Lonnie
Middle	
Last	Brenner
Suffix	
Credentials	
Title	Vice-President and General Manager
Enter new address or copy one from list:	RE Physical Address
Mailing Address	
Address Type	Domestic
Mailing Address (include Suite or Bldg. here, if applicable)	9701 MANCHESTER ST
Routing (such as Mail Code, Dept., or Attn:)	
City	HOUSTON
State	TX
ZIP	77012
Phone (###-###-####)	7139233300
Extension	
Alternate Phone (###-###-####)	
Fax (###-###-####)	7139233399
E-mail	Lon.Brenner@valero.com

Technical Contact

Person TCEQ should contact for questions about this application:

Same as another contact?	
Organization Name	Valero Refining-Texas LP
Prefix	MS
First	April
Middle	
Last	Twu
Suffix	
Credentials	PE
Title	Sr Staff Environmental Engineer
Enter new address or copy one from list:	RE Physical Address
Mailing Address	
Address Type	Domestic
Mailing Address (include Suite or Bldg. here, if applicable)	9701 MANCHESTER ST
Routing (such as Mail Code, Dept., or Attn:)	
City	HOUSTON

State	TX
ZIP	77012
Phone (###-###-####)	7139233392
Extension	
Alternate Phone (###-###-####)	
Fax (###-###-####)	
E-mail	April.Twu@Valero.com

Title V General Information - New

1) Permit Latitude Coordinate:	29 Deg 43 Min 20 Sec
2) Permit Longitude Coordinate:	95 Deg 15 Min 18 Sec
3) Is this submittal a new application or an update to an existing application?	New Application
3.1. What type of Federal Operating Permit are you applying for?	SOP
3.2. Is this submittal an abbreviated or a full application?	Full
3.3. Is this application for a portable facility?	No
3.4. Is the site a non-major source subject to the Federal Operating Permit Program?	No
3.5. Are there any permits that should be voided upon issuance of this permit application through permit conversion?	No
3.6. Are there any permits that should be voided upon issuance of this permit application through permit consolidation?	No
4) Does this application include Acid Rain Program or Cross-State Air Pollution Rule requirements?	No

Title V Attachments New

Attach OP-1 (Site Information Summary)

Attach OP-ACPS (Application Compliance Plan and Schedule)

Attach OP-REQ1 (Application Area-Wide Applicability Determinations and General Information)

Attach OP-REQ2 (Negative Applicable Requirement Determinations)

Attach OP-REQ3 (Applicable Requirements Summary)

Attach OP-PBRSUP (Permits by Rule Supplemental Table)

Attach OP-SUM (Individual Unit Summary)

Attach OP-MON (Monitoring Requirements)

Attach OP-UA (Unit Attribute) Forms

Attach OP-CRO2 (Change of Responsible Official Information)

Attach OP-DEL (Delegation of Responsible Official)

Attach any other necessary information needed to complete the permit.

[File Properties]

File Name	Valero Houston Refinery SOP Initial App 2026-0202.pdf
Hash	FD8FD79459B86047BE2B12F6D2E90686366F36FACFC1E3B7671CACFBC80D4136
MIME-Type	application/pdf

An additional space to attach any other necessary information needed to complete the permit.

Expedite Title V

- | | |
|--|----------|
| 1) Per Texas Health and Safety Code, Section 382.05155, does the applicant want to expedite the processing of this application? | Yes |
| 1.1. Can the applicant demonstrate that the purpose of this application will benefit the economy of this state or an area of this state? | Yes |
| 1.2. Select the applicable expedited surcharge. | \$10,000 |

Certification

I certify that I am the Responsible Official for this application and that, based on information and belief formed after reasonable inquiry, the statements and information on this form are true, accurate, and complete.

1. I am Lonnie J Brenner, the owner of the STEERS account ER079053.
2. I have the authority to sign this data on behalf of the applicant named above.
3. I have personally examined the foregoing and am familiar with its content and the content of any attachments, and based upon my personal knowledge and/or inquiry of any individual responsible for information contained herein, that this information is true, accurate, and complete.
4. I further certify that I have not violated any term in my TCEQ STEERS participation agreement and that I have no reason to believe that the confidentiality or use of my password has been compromised at any time.
5. I understand that use of my password constitutes an electronic signature legally equivalent to my written signature.
6. I also understand that the attestations of fact contained herein pertain to the implementation, oversight and enforcement of a state and/or federal environmental program and must be true and complete to the best of my knowledge.
7. I am aware that criminal penalties may be imposed for statements or omissions that I know or have reason to believe are untrue or misleading.
8. I am knowingly and intentionally signing Title V New.
9. My signature indicates that I am in agreement with the information on this form, and authorize its submittal to the TCEC

OWNER OPERATOR Signature: Lonnie J Brenner OWNER OPERATOR

Account Number:	ER079053
Signature IP Address:	170.111.3.250
Signature Date:	2026-02-02
Signature Hash:	7D14725CC850FD3F113D56D5689CB33B21993C02A7026F098222E0C842BFB8E1
Form Hash Code at time of Signature:	44ED42B0EDB0FAA2842BCD1D22A9A087F55D7C136BB263C10CC7158F5F3355D5

Fee Payment

Transaction by:	The expedited fee payment transaction was made by ER079053/Lonnie J Brenner
Paid by:	The expedited fee was paid by FLOR GOMEZ
Fee Amount:	\$10000.00
Paid Date:	The expedited fee was paid on 2026-02-02
Transaction/Voucher number:	The transaction number is 582EA000711971 and the voucher number is 810549

Submission

Reference Number:	The application reference number is 888418
Submitted by:	The application was submitted by ER079053/Lonnie J Brenner
Submitted Timestamp:	The application was submitted on 2026-02-02 at 16:09:58 CST
Submitted From:	The application was submitted from IP address 170.111.3.248
Confirmation Number:	The confirmation number is 739657
Steers Version:	The STEERS version is 6.94

Additional Information

Application Creator: This account was created by Lillian Rodriguez



9737 Great Hills Trail, Suite 340, Austin, TX 78759 / P 713-955-1230 / F (713) 955-1201 / trinityconsultants.com

February 2, 2026

Texas Commission on Environmental Quality
Air Permits Initial Review Team (APIRT), MC 161
12100 Park 35 Circle
Building C, Third Floor
Austin, TX 78753

*RE: Application for Initial Title V Permit
Valero Refining – Texas, L.P.
Valero Houston Refinery
CN600127468/RN100219310*

Dear APIRT:

On behalf of Valero Refining – Texas, L.P. (Valero), Trinity Consultants has prepared this application for an initial Title V Site Operating Permit (SOP) for the Valero Houston Refinery in Harris County, TX.

The Valero Houston Refinery currently operates under SOP Permit No. O1381, with an issuance date of May 12, 2021. Following the permit issuance, the renewal permit has been subject to ongoing EPA objection based on public petitions for more than 4 ½ years of the permit's express 5-year term. A conservative review may indicate that the 6-month renewal submittal deadline was missed. Per guidance of the TCEQ Title V Section, an initial application is being submitted. The OP-1, OP-ACPS and OP-REQ1 are included in this submittal. Additional Unit Attribute forms and necessary technical forms will be submitted as a follow up to the application.

Valero is requesting to process the initial application as part of the Expedited Permitting Program. Please find the APD-EXP form attached.

If you have any questions or require additional information, please feel free to contact me at 512-639-4191 or Kelley.Oswalt@trinityconsultants.com.

Sincerely,

TRINITY CONSULTANTS

A handwritten signature in black ink that reads "Kelley Oswalt". The signature is written in a cursive, flowing style.

Kelley Oswalt
Senior Consultant

Attachments

cc: Ms. April Twu, Senior Staff Environmental Engineer, Valero Houston Refinery, Houston, TX (email)
Mr. Joseph Doby, Air Section Manager, TCEQ Region 12, Houston, TX
EPA, Region 6 (R6AirPermitsTX@epa.gov)

HEADQUARTERS

12700 Park Central Dr, Ste 2100, Dallas, TX 75251 / P 800.229.6655 / P 972.661.8100 / F 972.385.9203

Form APD-EXP Expedited Permitting Request

I. Contact Information	
Company or Other Legal Customer Name: Valero Refining – Texas, L.P.	
Customer Reference Number (CN): CN600127468	
Regulated Entity Number (RN): RN100219310	
Company Official or Technical Contact Name: April Twu	
Phone Number: 713-923-3392	
Email: April.Twu@Valero.com	
II. Project Information	
Facility Type: Valero Houston Refinery	
Permit Number: TBD	
Project Number: TBD	
III. Economic Justification	
The purpose of the application associated with this request to expedite will benefit the economy of this state or an area of this state.	<input checked="" type="checkbox"/> YES <input type="checkbox"/> NO
IV. Delinquent Fees and Penalties	
Applications will not be expedited if any delinquent fees and/or penalties are owed to the TCEQ or the Office of the Attorney General on behalf of the TCEQ. For more information regarding Delinquent Fees and Penalties, go to the TCEQ Web site at: www.tceq.texas.gov/agency/delin/index.html .	
V. Signature	
The signature below confirms that I have knowledge of the facts included in this application and that these facts are true and correct to the best of my knowledge and belief. As the applicant, I commit to fulfilling all expectations of the expedited permitting program and application requirements promptly. Failure to meet any expectation or requirement may cause my application to be removed from the expedited permitting program and possibly voided at the discretion of the TCEQ Executive Director. The signature further signifies awareness that intentionally or knowingly making or causing to be made false material statements or representations in the application is a criminal offense subject to criminal penalties.	
Name:	
Signature:	
Date:	

INITIAL APPLICATION

Site Operating Permit



Valero Refining – Texas, L.P.
Valero Houston Refinery
CN600127468
RN100219310

Prepared By:

Kelley Oswalt – Senior Consultant
Lillian Rodriguez - Consultant

TRINITY CONSULTANTS

9737 Great Hills Trail
Suite 340
Austin, TX 78759
512-693-4191

February 2026

Project 264404.0066



TABLE OF CONTENTS

1. PROJECT INFORMATION	1-1
2. ADMINISTRATIVE FORMS	2-1
3. PROCESS DESCRIPTION	3-1
4. AREA MAP	4-1
5. PLOT PLAN	5-1
6. PROCESS FLOW DIAGRAM	6-1
7. APPLICABLE REQUIREMENTS SUMMARY FORMS	7-1

1. PROJECT INFORMATION

Valero Refining-Texas, L.P. (Valero) owns and operates the Valero Houston Refinery in Harris County, Texas. Facilities at the site are currently operated under Site Operating Permit (SOP) O1381, with an issuance date of May 12, 2021. Following the permit issuance, the renewal permit has been subject to ongoing EPA objection based on public petitions for more than 4 ½ years of the permit's express 5-year term. A conservative review may indicate that the 6-month renewal submittal deadline was missed. Per guidance of the TCEQ Title V Section, Valero is applying for an initial SOP with this project.

The basic forms for an initial application are provided in this submittal. Additional Unit Attribute forms and necessary technical forms will be submitted as a follow up to the application.

2. ADMINISTRATIVE FORMS

This section contains the following forms and information:

- ▶ OP-1 – Site Information Summary
- ▶ OP-ACPS – Application Compliance Plan and Schedule

**Federal Operating Permit Program
Site Information Summary
Form OP-1 (Page 1)
Texas Commission on Environmental Quality**

Please print or type all information. Direct any questions regarding this application form to the Air Permits Division at (512) 239-1250 or to the Texas Commission on Environmental Quality, Office of Air, Air-Permits Division (MC 163), P.O. Box 13087, Austin, Texas 78711-3087.

I. Company Identifying Information
A. Company Name: Valero Refining - Texas, L.P.
B. Customer Reference Number (CN): CN600127468
C. Submittal Date (mm/dd/yyyy): 02/02/2026
II. Site Information
A. Site Name: Valero Houston Refinery
B. Regulated Entity Reference Number (RN): RN100219310
C. Indicate affected state(s) required to review permit application: <i>(Check the appropriate box[es].)</i>
<input type="checkbox"/> AR <input type="checkbox"/> CO <input type="checkbox"/> KS <input type="checkbox"/> LA <input type="checkbox"/> NM <input type="checkbox"/> OK <input checked="" type="checkbox"/> N/A
D. Indicate all pollutants for which the site is a major source based on the site's potential to emit: <i>(Check the appropriate box[es].)</i>
<input checked="" type="checkbox"/> VOC <input checked="" type="checkbox"/> NO _x <input checked="" type="checkbox"/> SO ₂ <input checked="" type="checkbox"/> PM ₁₀ <input checked="" type="checkbox"/> CO <input type="checkbox"/> Pb <input checked="" type="checkbox"/> HAPS
Other:
E. Is the site a non-major source subject to the Federal Operating Permit Program? <input type="checkbox"/> Yes <input checked="" type="checkbox"/> No
F. Is the site within a local program area jurisdiction? <input checked="" type="checkbox"/> Yes <input type="checkbox"/> No
G. Will emissions averaging be used to comply with any Subpart of 40 CFR Part 63? <input type="checkbox"/> Yes <input checked="" type="checkbox"/> No
H. Indicate the 40 CFR Part 63 Subpart(s) that will use emissions averaging:
III. Permit Type
A. Type of Permit Requested: <i>(Select only one response)</i>
<input checked="" type="checkbox"/> Site Operating Permit (SOP) <input type="checkbox"/> Temporary Operating Permit (TOP) <input type="checkbox"/> General Operating Permit (GOP)

**Federal Operating Permit Program
Site Information Summary
Form OP-1 (Page 2)
Texas Commission on Environmental Quality**

IV. Initial Application Information <i>(Complete for Initial Issuance Applications Only.)</i>	
A. Is this submittal an abbreviated or a full application?	<input type="checkbox"/> Abbreviated <input checked="" type="checkbox"/> Full
B. If this is a full application, is the submittal a follow-up to an abbreviated application?	<input type="checkbox"/> Yes <input checked="" type="checkbox"/> No
C. If this is an abbreviated application, is this an early submittal for a combined SOP and Acid Rain permit?	<input type="checkbox"/> Yes <input checked="" type="checkbox"/> No
D. Has an electronic copy of this application been submitted (or is being submitted) to EPA? (Refer to the form instructions for additional information.)	<input checked="" type="checkbox"/> Yes <input type="checkbox"/> No
E. Has the required Public Involvement Plan been included with this application?	<input checked="" type="checkbox"/> Yes <input type="checkbox"/> No
V. Confidential Information	
A. Is confidential information submitted in conjunction with this application?	<input type="checkbox"/> Yes <input checked="" type="checkbox"/> No
VI. Responsible Official (RO) Identifying Information	
RO Name Prefix: (<input checked="" type="checkbox"/> Mr. <input type="checkbox"/> Mrs. <input type="checkbox"/> Ms. <input type="checkbox"/> Dr.)	
RO Full Name: Lonnie Brenner	
RO Title: Vice-President and General Manager	
Employer Name: Valero Refining - Texas, L.P.	
Mailing Address: 9701 Manchester Street	
City: Houston	
State: Texas	
ZIP Code: 77012	
Territory:	
Country:	
Foreign Postal Code:	
Internal Mail Code:	
Telephone No.: (713) 923-3300	
Fax No.: (713) 923-3399	
Email: Lon.Brenner@valero.com	

**Federal Operating Permit Program
Site Information Summary
Form OP-1 (Page 3)
Texas Commission on Environmental Quality**

VII. Technical Contact Identifying Information <i>(Complete if different from RO.)</i>
Technical Contact Name Prefix: (<input type="checkbox"/> Mr. <input type="checkbox"/> Mrs. <input checked="" type="checkbox"/> Ms. <input type="checkbox"/> Dr.)
Technical Contact Full Name: April Twu
Technical Contact Title: Sr Staff Environmental Engineer
Employer Name: Valero Refining - Texas, L.P.
Mailing Address: 9701 Manchester Street
City: Houston
State: Texas
ZIP Code: 77012
Territory:
Country:
Foreign Postal Code:
Internal Mail Code:
Telephone No.: (713) 923-3392
Fax No.:
Email: April.Twu@Valero.com
VIII. Reference Only Requirements <i>(For reference only.)</i>
A. State Senator: Carol Alvarado, District 6
B. State Representative: Christina Morales, District 145
C. Has the applicant paid emissions fees for the most recent agency fiscal year (Sept. 1 - August 31)? <input checked="" type="checkbox"/> Yes <input type="checkbox"/> No <input type="checkbox"/> N/A
D. Is the site subject to bilingual notice requirements pursuant to 30 TAC § 122.322? <input checked="" type="checkbox"/> Yes <input type="checkbox"/> No
E. Indicate the alternate language(s) in which public notice is required: Spanish

**Federal Operating Permit Program
Site Information Summary
Form OP-1 (Page 4)
Texas Commission on Environmental Quality**

IX. Off-Site Permit Request <i>(Optional for applicants requesting to hold the FOP and records at an off-site location.)</i>
A. Office/Facility Name:
B. Physical Address:
City:
State:
ZIP Code:
Territory:
Country:
Foreign Postal Code:
C. Physical Location:
D. Contact Name Prefix: (<input type="checkbox"/> Mr. <input type="checkbox"/> Mrs. <input type="checkbox"/> Ms. <input type="checkbox"/> Dr.)
Contact Full Name:
E. Telephone No.:
X. Application Area Information
A. Area Name: Valero Houston Refinery
B. Physical Address: 9701 Manchester Avenue
City: Houston
State: Texas
ZIP Code: 77012
C. Physical Location:
D. Nearest City:
E. State:
F. ZIP Code:

**Federal Operating Permit Program
Site Information Summary
Form OP-1 (Page 5)
Texas Commission on Environmental Quality**

X. Application Area Information (continued)
G. Latitude (nearest second): 29° 43' 20"
H. Longitude (nearest second): -95° 15' 18"
I. Are there any emission units that were not in compliance with the applicable requirements identified in the application at the time of application submittal? <input type="checkbox"/> Yes <input checked="" type="checkbox"/> No
J. Indicate the estimated number of emission units in the application area: 350
K. Are there any emission units in the application area subject to the Acid Rain Program? <input type="checkbox"/> Yes <input checked="" type="checkbox"/> No
L. Affected Source Plant Code (or ORIS/Facility Code):
XI. Public Notice <i>(Complete this section for SOP Applications and Acid Rain Permit Applications only.)</i>
A. Name of a public place to view application and draft permit: Park Place Regional Library
B. Physical Address: 8145 Park Place Blvd.
City: Houston
ZIP Code: 77017
C. Contact Person (Someone who will answer questions from the public during the public notice period):
Contact Name Prefix: (<input type="checkbox"/> Mr. <input type="checkbox"/> Mrs. <input checked="" type="checkbox"/> Ms. <input type="checkbox"/> Dr.):
Contact Person Full Name: April Twu
Contact Mailing Address: 9701 Manchester Street
City: Houston
State: Texas
ZIP Code: 77012
Territory:
Country:
Foreign Postal Code:
Internal Mail Code:
Telephone No.: (713) 923-3392

**Federal Operating Permit Program
Site Information Summary
Form OP-1 (Page 6)
Texas Commission on Environmental Quality**

XII. Delinquent Fees and Penalties
Notice: This form will not be processed until all delinquent fees and/or penalties owed to TCEQ or the Office of Attorney General on behalf of TCEQ are paid in accordance with the "Delinquent Fee and Penalty Protocol."
Complete Sections XIII and XIV for Acid Rain Permit and CSAPR applications only. Please include a copy of the Certificate of Representation submitted to EPA.
XIII. Designated Representative (DR) Identifying Information
DR Name Prefix: (<input type="checkbox"/> Mr. <input type="checkbox"/> Mrs. <input type="checkbox"/> Ms. <input type="checkbox"/> Dr.)
DR Full Name:
DR Title:
Employer Name:
Mailing Address:
City:
State:
ZIP Code:
Territory:
Country:
Foreign Postal Code:
Internal Mail Code:
Telephone No.:
Fax No.:
Email:

**Federal Operating Permit Program
Site Information Summary
Form OP-1 (Page 7)
Texas Commission on Environmental Quality**

Complete Sections XIII and XIV for Acid Rain Permit and CSAPR applications only. Please include a copy of the Certificate of Representation submitted to EPA.

XIV. Alternate Designated Representative (ADR) Identifying Information

ADR Name Prefix: (Mr. Mrs. Ms. Dr.)

ADR Full Name:

ADR Title:

Employer Name:

Mailing Address:

City:

State:

ZIP Code:

Territory:

Country:

Foreign Postal Code:

Internal Mail Code:

Telephone No.:

Fax No.:

Email:

**Texas Commission on Environmental Quality
Form OP-ACPS
Application Compliance Plan and Schedule**

Date: 02/02/2026	Regulated Entity No.: RN100219310	Permit No.: TBD
Company Name: Valero Refining - Texas, L.P.		Area Name: Valero Houston Refinery

- Part 1 of this form must be submitted with all initial FOP applications and renewal applications.
- The Responsible Official must use Form OP-CRO1 (Certification by Responsible Official) to certify information contained in this form in accordance with 30 TAC § 122.132(d)(8).

Part 1

A. Compliance Plan — Future Activity Committal Statement	
<p>The <i>Responsible Official</i> commits, utilizing reasonable effort, to the following: As the responsible official it is my intent that all emission units shall continue to be in compliance with all applicable requirements they are currently in compliance with, and all emission units shall be in compliance by the compliance dates with any applicable requirements that become effective during the permit term.</p>	
B. Compliance Certification - Statement for Units in Compliance* (Indicate response by entering an "X" in the appropriate column)	
1. With the exception of those emission units listed in the Compliance Schedule section of this form (Part 2, below), and based, at minimum, on the compliance method specified in the associated applicable requirements, are all emission units addressed in this application in compliance with all their respective applicable requirements as identified in this application?	<input checked="" type="checkbox"/> YES <input type="checkbox"/> NO
2. Are there any non-compliance situations addressed in the Compliance Schedule Section of this form (Part 2)?	<input type="checkbox"/> YES <input checked="" type="checkbox"/> NO
3. If the response to Item B.2, above, is "Yes," indicate the total number of Part 2 attachments included in this submittal. <i>(For reference only)</i>	
<p>* <i>For Site Operating Permits (SOPs), the complete application should be consulted for applicable requirements and their corresponding emission units when assessing compliance status. For General Operating Permits (GOPs), the application documentation, particularly Form OP-REQ1 should be consulted as well as the requirements contained in the appropriate General Permits portion of 30 TAC Chapter 122.</i></p> <p><i>Compliance should be assessed based, at a minimum, on the required monitoring, testing, record keeping, and/or reporting requirements, as appropriate, associated with the applicable requirement in question.</i></p>	

3. PROCESS DESCRIPTION

The Valero Houston Refinery processes crude oil to produce typical petroleum refinery products such as blended gasoline, diesel, kerosene, etc. The crude oil processed at the refinery is received from off-site via marine facilities, pipeline and/or transport vessels. The key operations of the refinery are described in brief below.

Crude Combo Unit: The Crude Combination (Combo) Unit fractionates raw crude and atmospheric reduced crude into distillate and residuum streams utilizing both atmospheric and vacuum distillation processes. The main components of the raw crude stream are separated and either sold directly or sent to other refinery units for additional product recovery. The Crude Combo area also includes a gasoline stabilization and saturates gas gathering operation.

Fluid Catalytic Cracking Unit (FCCU): FCCU converts heavy hydrocarbons into more valuable, lighter compounds, including fuel oils, gasoline, and olefin-rich products. The catalytic process permits the cracking reaction to take place at low pressures and temperatures that yields less of the undesirable heavy residual products. The FCCU uses fluidized beds of fine powdered catalyst, which, when aerated, behaves like a liquid. Heat from the combustion of coke raises the temperature of the catalyst to provide much of the heat required for the catalytic reaction. Charge to the unit comes from the Crude Combo Unit and purchased feed.

Unifiners: Unifining is a process of eliminating sulfur, nitrogen, and metallic impurities from petroleum distillates by use of pressure, temperature, and hydrogen in the presence of catalyst. The 4 Unifiners (A, B, C and D) are designed to operate with different intermediates as feed depending upon economics and plant operations. The process of each Unifiner is similar.

Alkylation Operations: The Alkylation operations consist of the Butadiene Hydrotreater Unit and Alkylation Unit. The Butadiene Hydrotreater maximizes hydrogenation of 1,3-butadiene and minimizes hydrogenation of butenes using a metal catalyst along with hydrogen to complete the reaction. Feed for the Alkylation Unit is treated in the Butadiene Hydrotreater Unit to hydrogenate selectively 1,3-butadiene from a butane rich feed. Alkylate is produced in both the Kellogg and Stratco Reaction sections. The effluent streams from both reactors are treated to remove entrained acids. These streams are fractionated in a double tower operation to yield isobutane, normal butane, and alkylate.

Ultra-Low Sulfur Diesel (ULSD) Unit: ULSD unit processes fuel blend components produced by both the Valero Houston and Valero Texas City refineries. The Unit consists of two major reactor sections, the Unicracking reactor and the Union-fining reactor. The Unicracking reactor hydrocracks Light Cycle Oil into naphtha and lighter products and high-grade diesel. The Union-fining reactor treats Light Coker Gas Oil from Texas City and straight run diesel from Houston with excess hydrogen to convert organic compounds containing sulfur, nitrogen, and oxygen (if any) to hydrogen sulfide, ammonia, and water.

Sulfur Recovery Operations: The Sulfur Recovery Operations consist of the following process units: The Amine Recovery Units, the Sour Water Stripper Units, the 'B' and 'C' Sulfur Recovery Units, and the 'B' and 'C' Tail Gas Treating Units. The Amine Recovery Units removes hydrogen sulfide from the refinery sour gas stream. The 'sweet' gas leaving the Amine Recovery Unit goes to plant fuel gas to off-site processing. The amine acid gases leaving the Amine Recovery Units are fed to the B and C Units, which convert the hydrogen sulfide into elemental sulfur for sale. Treated tail gas is sent to an incinerator/stack for combustion and discharges to atmosphere.

Product Storage and Loading: The Refinery contains several storage tanks used to store feedstocks, intermediates and finished products with the Refinery. The Refinery is also equipped with truck, rail, and barge loading activities.

Utilities: Coastal Industrial Water Authority Unit: This is designed to reduce temporary hardness and suspended matter from the Refinery's raw water supply. Currently, the primary source of raw water supply to the Refinery is the Trinity River via the Coastal Industrial Water Authority Unit.

Wastewater Treating Unit: This unit treats wastewater from the refinery process units and the tank farm so that it is suitable to discharge to the Houston Ship Channel.

Package Boilers: The Valero Houston Refinery uses three package boilers to provide steam to furnish high quality steam to the process and pumping areas. Refinery fuel gas is used to fire the package boilers and natural gas is used to light off the burner pilots during start up. The package boilers are equipped with selective reduction system.

Cooling Towers: The Valero Houston Refinery's cooling towers provide cooling water to heat exchanger in process units. The cooling towers remove process heat from the cooling water by contacting water with air. Cooling tower blow down is sent to the wastewater treatment unit. Typical water treatment chemicals are added to minimize scale formation and corrosion.

Flares and Flare Gas Recovery Units: The Refinery is equipped with two flares to receive non-routine vent streams from process units. Both flares are connected to the Flare Gas Recovery unit, which gathers flare gas, compresses it, removes the hydrogen sulfide, and sends it to the gas balance drum.

Groundwater Recovery System: The Valero Refinery conducts remediation of contaminated groundwater via groundwater recovery wells. Petroleum product is pumped out from the wells using air-operated pumps. The removed petroleum is pumped to refinery process equipment.

Diesel Engines: The Refinery has several stationary diesel engines used to power equipment, such as instrument air compressors, emergency generators, and fire water pumps.

4. AREA MAP



Google Earth
© 2020 Google

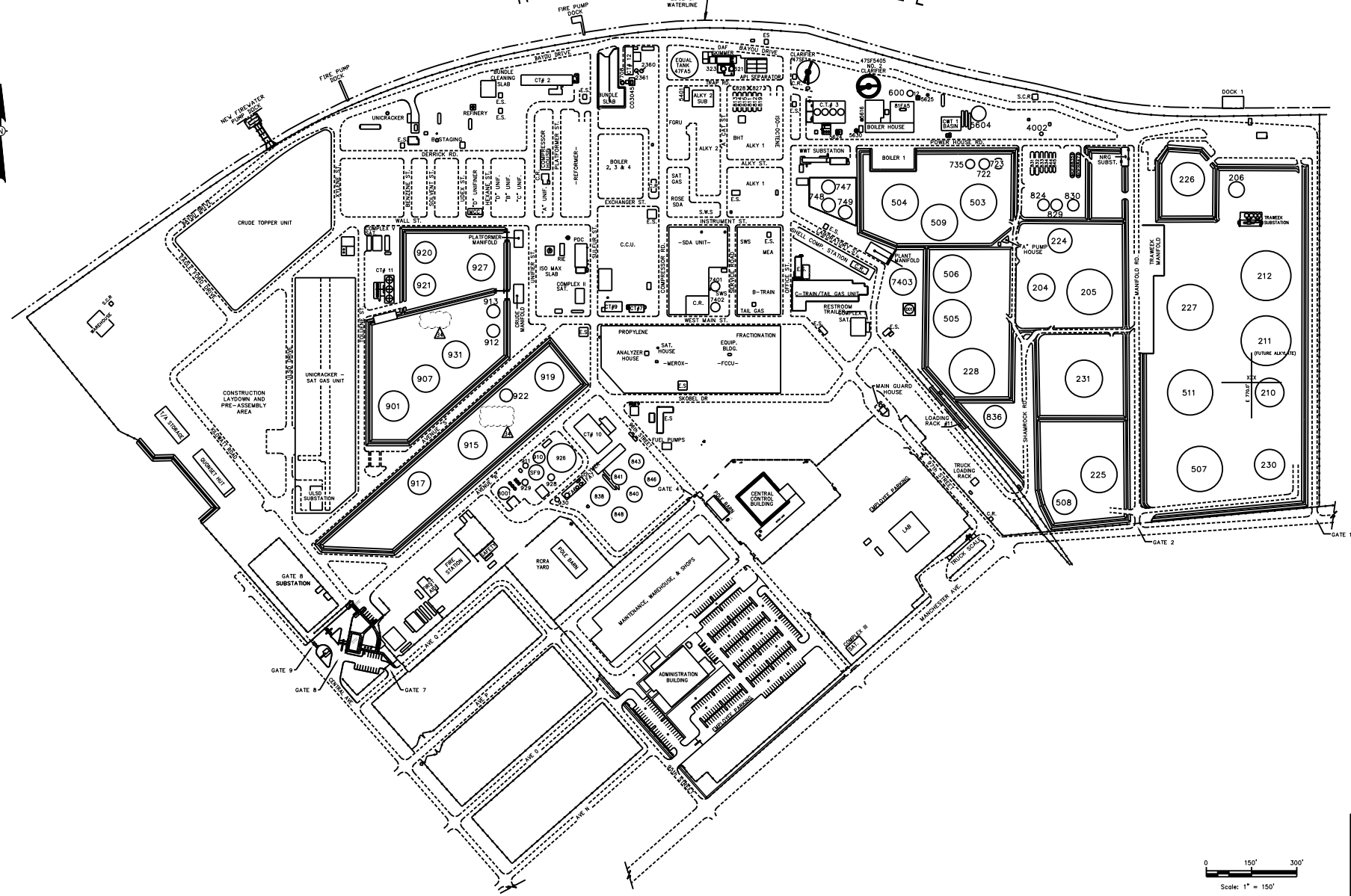


Valero Refining -Texas, L.P.
Valero Houston Refinery
Houston, Texas

Area Map

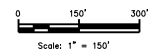
5. PLOT PLAN

HOUSTON SHIP CHANNEL



LEGEND

- C.R. - CONTROL ROOM
- S.C.R. - SATELLITE C.R.
- E.S. - ELECTRICAL STATION
- C.T. - COOLING TOWER
- ROADWAY
- FENCELINE
- RAILROAD



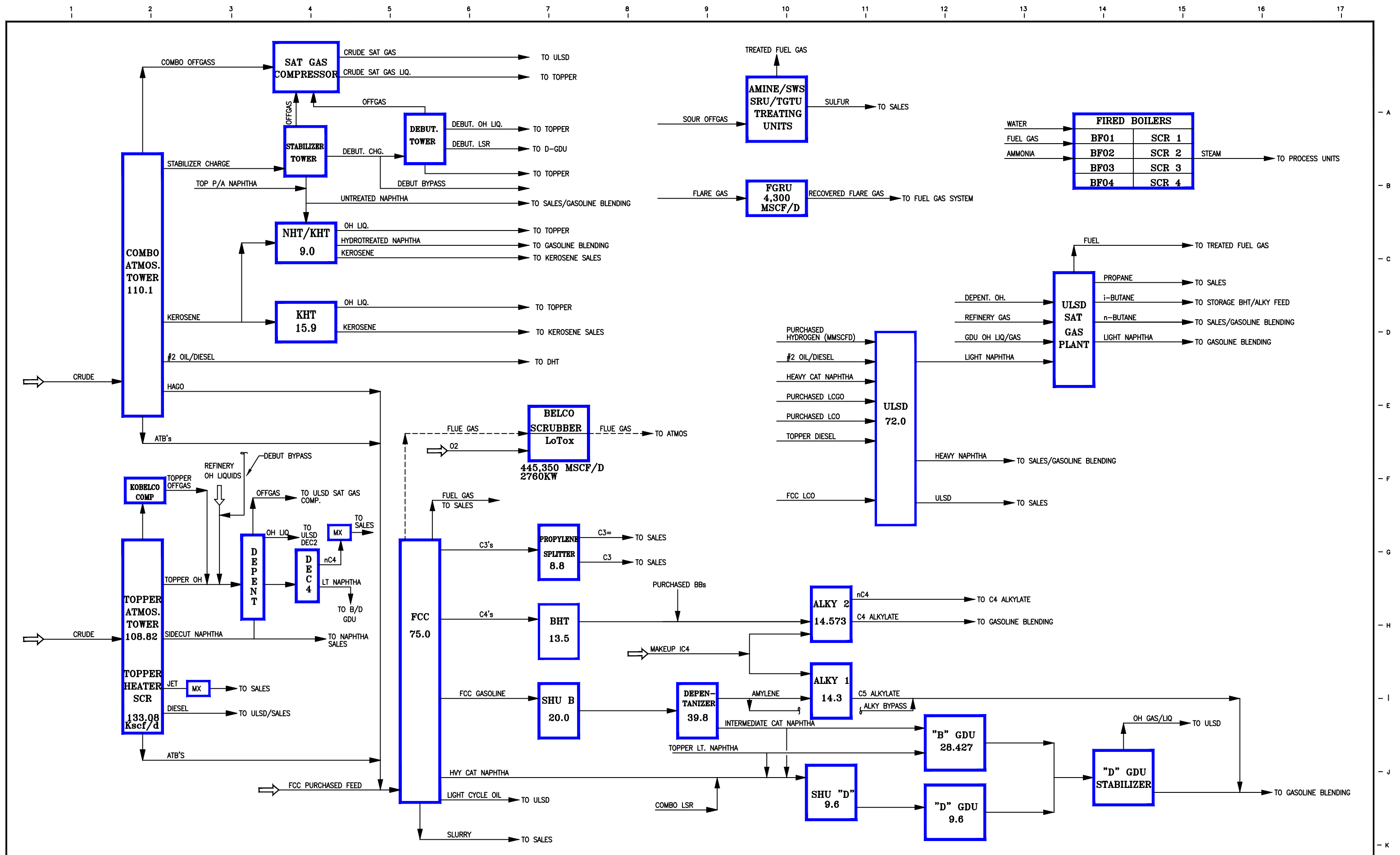
DWG NO.	REFERENCE DRAWINGS	DWG NO.	REFERENCE DRAWINGS	NO.	REVISION	BY	CHK	APP	DATE	NO.	REVISION	BY	CHK	APP	DATE
				31	REV PER MOCA #188348	MR	FE	VEC	6/2/21	27	REV PER MOCA# 174756	LSB	FE	VEC	3-19-20
				32	UPATED PER MOCA# 196651	EM	EL	W.D	3/7/22	28	UPDATED PER MOCA# 174899	EM	EL	W.D	7-23-20
				33	REV PER MOCA# 217362	EM	EL	W.D	10/31/24	29	UPDATED PER MOCA# 177097	EL	VALERO		10/14/2020
				34	REV PER MOCA# 224438	EM	EL	W.D	2-21-25	30	REV PER MOCA #182596	MR	SB	VEC	8/1/20



DWG BY	CHK BY	APP BY	SCALE	DATE	UNIT	TYPE	JOB NO.	DWG NO.	REV
CM	SB	VALERO	1"=150'	10/23/98	9610	B		9610-B-52	34

MASTER PLOT PLAN
HOUSTON REFINERY

6. PROCESS FLOW DIAGRAM



DWG NO.	REFERENCE DRAWINGS	DWG NO.	REFERENCE DRAWINGS	NO.	REVISION	BY	CHK	APP	DATE	NO.	REVISION	BY	CHK	APP	DATE
				5	UPDATED PER JUSTIN HOSP	JH	EM	VLO	12/15/16	1	AS PER ENGINEERING	LSB	EK	VLO	6-13-00
				6	UPDATED PER TECH. SERVICES	EM	MPB	VLO	8/6/19	2	REVISED AS NEEDED	GR	AK	VLO	10-12-04
				7	UPDATED PER TECH. SERVICES	EL	SB	SB	12/8/2022	3	REVISED AS NEEDED	EM	DH	VLO	2/23/07
										4	REVISED PER PROCESS ENGINEERING	EM	DO	VLO	3/10/15

Valero Houston Refinery										DWG BY EM		HOUSTON REFINERY SYSTEM BLOCK FLOW DIAGRAM					
HOUSTON, TEXAS										CHK BY DO							
										APP BY VLO							
FILE NAME	SCALE	DATE	UNIT	TYPE	JOB NO.	DWG NO.	REV										
9610-A-02	NONE	4/26/99				9610-A-02	7										

7. APPLICABLE REQUIREMENTS SUMMARY FORMS

This section contains the following forms and information:

- ▶ Form OP-REQ1 – Application Area-Wide Applicability Determinations and General Information

Application Area-Wide Applicability Determinations and General Information
Form OP-REQ1 (Page 1)
Federal Operating Permit Program
Texas Commission on Environmental Quality

Date	Permit No.	Regulated Entity No.
02/02/2026	TBD	RN100219310

For SOP applications, answer ALL questions unless otherwise directed.

◆ For GOP applications, answer ONLY these questions unless otherwise directed.

I. Title 30 TAC Chapter 111 - Control of Air Pollution from Visible Emissions and Particulate Matter		
A. Visible Emissions		
◆	1. The application area includes stationary vents constructed on or before January 31, 1972.	☒ Yes ☐ No
◆	2. The application area includes stationary vents constructed after January 31, 1972. <i>If the responses to Questions I.A.1 and I.A.2 are both "No," go to Question I.A.6. If the response to Question I.A.1 is "No" and the response to Question I.A.2 is "Yes," go to Question I.A.4.</i>	☒ Yes ☐ No
◆	3. The application area is opting to comply with the requirements for stationary vents constructed after January 31, 1972 for vents in the application area constructed on or before January 31, 1972.	☒ Yes ☐ No
◆	4. All stationary vents are addressed on a unit specific basis.	☐ Yes ☒ No
◆	5. Test Method 9 (40 CFR Part 60, Appendix A, Method 9 - Visual Determination of the Opacity of Emissions from Stationary Sources) is used to determine opacity of emissions in the application area.	☒ Yes ☐ No
◆	6. The application area includes structures subject to 30 TAC § 111.111(a)(7)(A).	☒ Yes ☐ No
◆	7. The application area includes sources, other than those specified in 30 TAC § 111.111(a)(1), (4), or (7), subject to 30 TAC § 111.111(a)(8)(A).	☒ Yes ☐ No
◆	8. Emissions from units in the application area include contributions from uncombined water.	☒ Yes ☐ No
◆	9. The application area is located in the City of El Paso, including Fort Bliss Military Reservation, and includes solid fuel heating devices subject to 30 TAC § 111.111(c).	☐ Yes ☒ No ☐ N/A

Application Area-Wide Applicability Determinations and General Information
Form OP-REQ1 (Page 2)
Federal Operating Permit Program
Texas Commission on Environmental Quality

Date	Permit No.	Regulated Entity No.
02/02/2026	TBD	RN100219310

For SOP applications, answer ALL questions unless otherwise directed.

◆ For GOP applications, answer ONLY these questions unless otherwise directed.

I. Title 30 TAC Chapter 111 - Control of Air Pollution from Visible Emissions and Particulate Matter (continued)		
B. Materials Handling, Construction, Roads, Streets, Alleys, and Parking Lots		
1. Items a - d determine applicability of any of these requirements based on geographical location.		
◆	a. The application area is located within the city of El Paso.	<input type="checkbox"/> Yes <input checked="" type="checkbox"/> No
◆	b. The application area is located within the Fort Bliss Military Reservation, except areas specified in 30 TAC § 111.141.	<input type="checkbox"/> Yes <input checked="" type="checkbox"/> No
◆	c. The application area is located in the portion of Harris County inside the loop formed by Beltway 8.	<input checked="" type="checkbox"/> Yes <input type="checkbox"/> No
◆	d. The application area is located in the area of Nueces County outlined in Group II state implementation plan (SIP) for inhalable particulate matter adopted by the TCEQ on May 13, 1988.	<input type="checkbox"/> Yes <input checked="" type="checkbox"/> No
<i>If there is any "Yes" response to Questions I.B.1.a - d, answer Questions I.B.2.a - d. If all responses to Questions I.B.1.a-d are "No," go to Section I.C.</i>		
2. Items a - d determine the specific applicability of these requirements.		
◆	a. The application area is subject to 30 TAC § 111.143.	<input checked="" type="checkbox"/> Yes <input type="checkbox"/> No
◆	b. The application area is subject to 30 TAC § 111.145.	<input checked="" type="checkbox"/> Yes <input type="checkbox"/> No
◆	c. The application area is subject to 30 TAC § 111.147.	<input checked="" type="checkbox"/> Yes <input type="checkbox"/> No
◆	d. The application area is subject to 30 TAC § 111.149.	<input checked="" type="checkbox"/> Yes <input type="checkbox"/> No
C. Emissions Limits on Nonagricultural Processes		
◆	1. The application area includes a nonagricultural process subject to 30 TAC § 111.151.	<input checked="" type="checkbox"/> Yes <input type="checkbox"/> No
	2. The application area includes a vent from a nonagricultural process that is subject to additional monitoring requirements. <i>If the response to Question I.C.2 is "No," go to Question I.C.4.</i>	<input type="checkbox"/> Yes <input checked="" type="checkbox"/> No
	3. All vents from nonagricultural process in the application area are subject to additional monitoring requirements.	<input type="checkbox"/> Yes <input type="checkbox"/> No

Application Area-Wide Applicability Determinations and General Information
Form OP-REQ1 (Page 3)
Federal Operating Permit Program
Texas Commission on Environmental Quality

Date	Permit No.	Regulated Entity No.
02/02/2026	TBD	RN100219310

For SOP applications, answer ALL questions unless otherwise directed.

◆ For GOP applications, answer ONLY these questions unless otherwise directed.

I. Title 30 TAC Chapter 111 - Control of Air Pollution from Visible Emissions and Particulate Matter (continued)		
C. Emissions Limits on Nonagricultural Processes (continued)		
4.	The application area includes oil or gas fuel-fired steam generators subject to 30 TAC §§ 111.153(a) and 111.153(c).	<input type="checkbox"/> Yes <input checked="" type="checkbox"/> No
5.	The application area includes oil or gas fuel-fired steam generators that are subject to additional monitoring requirements. <i>If the response to Question I.C.5 is "No," go to Question I.C.7.</i>	<input type="checkbox"/> Yes <input checked="" type="checkbox"/> No
6.	All oil or gas fuel-fired steam generators in the application area are subject to additional monitoring requirements.	<input type="checkbox"/> Yes <input type="checkbox"/> No
7.	The application area includes solid fossil fuel-fired steam generators subject to 30 TAC §§ 111.153(a) and 111.153(b).	<input type="checkbox"/> Yes <input checked="" type="checkbox"/> No
8.	The application area includes solid fossil fuel-fired steam generators that are subject to additional monitoring requirements. <i>If the response to Question I.C.8 is "No," go to Section I.D.</i>	<input type="checkbox"/> Yes <input checked="" type="checkbox"/> No
9.	All solid fossil fuel-fired steam generators in the application area are subject to additional monitoring requirements.	<input type="checkbox"/> Yes <input type="checkbox"/> No
D. Emissions Limits on Agricultural Processes		
1.	The application area includes agricultural processes subject to 30 TAC § 111.171.	<input type="checkbox"/> Yes <input checked="" type="checkbox"/> No
E. Outdoor Burning		
◆ 1.	Outdoor burning is conducted in the application area. <i>If the response to Question I.E.1 is "No," go to Section II.</i>	<input type="checkbox"/> Yes <input checked="" type="checkbox"/> No
◆ 2.	Fire training is conducted in the application area and subject to the exception provided in 30 TAC § 111.205.	<input type="checkbox"/> Yes <input type="checkbox"/> No
◆ 3.	Fires for recreation, ceremony, cooking, and warmth are used in the application area and subject to the exception provided in 30 TAC § 111.207.	<input type="checkbox"/> Yes <input type="checkbox"/> No
◆ 4.	Disposal fires are used in the application area and subject to the exception provided in 30 TAC § 111.209.	<input type="checkbox"/> Yes <input type="checkbox"/> No

Application Area-Wide Applicability Determinations and General Information
Form OP-REQ1 (Page 4)
Federal Operating Permit Program
Texas Commission on Environmental Quality

Date	Permit No.	Regulated Entity No.
02/02/2026	TBD	RN100219310

For SOP applications, answer ALL questions unless otherwise directed.

◆ For GOP applications, answer ONLY these questions unless otherwise directed.

I. Title 30 TAC Chapter 111 - Control of Air Pollution from Visible Emissions and Particulate Matter (continued)		
E. Outdoor Burning (continued)		
◆	5. Prescribed burning is used in the application area and subject to the exception provided in 30 TAC § 111.211.	<input type="checkbox"/> Yes <input type="checkbox"/> No
◆	6. Hydrocarbon burning is used in the application area and subject to the exception provided in 30 TAC § 111.213.	<input type="checkbox"/> Yes <input type="checkbox"/> No
◆	7. The application area has received the TCEQ Executive Director approval of otherwise prohibited outdoor burning according to 30 TAC § 111.215.	<input type="checkbox"/> Yes <input type="checkbox"/> No
II. Title 30 TAC Chapter 112 - Control of Air Pollution from Sulfur Compounds		
A. Temporary Fuel Shortage Plan Requirements		
	1. The application area includes units that are potentially subject to the temporary fuel shortage plan requirements of 30 TAC §§ 112.15 - 112.18.	<input type="checkbox"/> Yes <input checked="" type="checkbox"/> No
III. Title 30 TAC Chapter 115 - Control of Air Pollution from Volatile Organic Compounds		
A. Applicability		
◆	1. The application area is located in the Houston/Galveston/Brazoria area, Beaumont/Port Arthur area, Dallas/Fort Worth area, El Paso area, or a covered attainment county as defined by 30 TAC § 115.10. <i>See instructions for inclusive counties. If the response to Question III.A.1 is "No," go to Section IV.</i>	<input checked="" type="checkbox"/> Yes <input type="checkbox"/> No
B. Storage of Volatile Organic Compounds		
◆	1. The application area includes storage tanks, reservoirs, or other containers capable of maintaining working pressure sufficient at all times to prevent any VOC vapor or gas loss to the atmosphere.	<input checked="" type="checkbox"/> Yes <input type="checkbox"/> No

Application Area-Wide Applicability Determinations and General Information
Form OP-REQ1 (Page 5)
Federal Operating Permit Program
Texas Commission on Environmental Quality

Date	Permit No.	Regulated Entity No.
02/02/2026	TBD	RN100219310

For SOP applications, answer ALL questions unless otherwise directed.

◆ For GOP applications, answer ONLY these questions unless otherwise directed.

III. Title 30 TAC Chapter 115 - Control of Air Pollution from Volatile Organic Compounds (continued)		
C. Industrial Wastewater		
1.	The application area includes affected VOC wastewater streams of an affected source category, as defined in 30 TAC § 115.140. <i>If the response to Question III.C.1 is "No" or "N/A," go to Section III.D.</i>	<input checked="" type="checkbox"/> Yes <input type="checkbox"/> No <input type="checkbox"/> N/A
2.	The application area is located at a petroleum refinery in the Beaumont/Port Arthur or Houston/Galveston/Brazoria area. <i>If the response to Question III.C.2 is "Yes" and the refinery is in the Beaumont/Port Arthur area, go to Section III.D.</i>	<input checked="" type="checkbox"/> Yes <input type="checkbox"/> No
3.	The application area is complying with the provisions of 40 CFR Part 63, Subpart G, as an alternative to complying with this division (relating to Industrial Wastewater). <i>If the response to Question III.C.3 is "Yes," go to Section III.D.</i>	<input type="checkbox"/> Yes <input checked="" type="checkbox"/> No
4.	The application area is located at a plant with an annual VOC loading in wastewater, as determined in accordance with 30 TAC § 115.148, less than or equal to 10 Mg (11.03 tons). <i>If the response to Question III.C.4 is "Yes," go to Section III.D.</i>	<input type="checkbox"/> Yes <input checked="" type="checkbox"/> No
5.	The application area includes wastewater drains, junction boxes, lift stations, or weirs that are subject to the control requirements of 30 TAC § 115.142(1).	<input type="checkbox"/> Yes <input checked="" type="checkbox"/> No
6.	The application area includes wastewater drains, junction boxes, lift stations, or weirs that handle streams chosen for exemption under 30 TAC § 115.147(2).	<input checked="" type="checkbox"/> Yes <input type="checkbox"/> No
7.	The application area includes wastewater drains, junction boxes, lift stations, or weirs that have an executive director approved exemption under 30 TAC § 115.147(4).	<input type="checkbox"/> Yes <input checked="" type="checkbox"/> No
D. Loading and Unloading of VOCs		
◆ 1.	The application area includes VOC loading operations.	<input checked="" type="checkbox"/> Yes <input type="checkbox"/> No
◆ 2.	The application area includes VOC transport vessel unloading operations. <i>For GOP applications, if the responses to Questions III.D.1 - D.2 are "No," go to Section III.E.</i>	<input checked="" type="checkbox"/> Yes <input type="checkbox"/> No

Application Area-Wide Applicability Determinations and General Information
Form OP-REQ1 (Page 6)
Federal Operating Permit Program
Texas Commission on Environmental Quality

Date	Permit No.	Regulated Entity No.
02/02/2026	TBD	RN100219310

For SOP applications, answer ALL questions unless otherwise directed.

◆ For GOP applications, answer ONLY these questions unless otherwise directed.

III. Title 30 TAC Chapter 115 - Control of Air Pollution from Volatile Organic Compounds (continued)		
D. Loading and Unloading of VOCs (continued)		
◆	3. Transfer operations at motor vehicle fuel dispensing facilities are the only VOC transfer operations conducted in the application area.	<input type="checkbox"/> Yes <input checked="" type="checkbox"/> No
E. Filling of Gasoline Storage Vessels (Stage I) for Motor Vehicle Fuel Dispensing Facilities		
◆	1. The application area includes one or more motor vehicle fuel dispensing facilities and gasoline is transferred from a tank-truck tank into a stationary storage container. <i>If the response to Question III.E.1 is "No," go to Section III.F.</i>	<input type="checkbox"/> YES <input checked="" type="checkbox"/> No
◆	2. Transfers to stationary storage containers used exclusively for the fueling of agricultural implements are the only transfer operations conducted at facilities in the application area.	<input type="checkbox"/> YES <input type="checkbox"/> No
◆	3. All transfers at facilities in the application area are made into stationary storage containers with internal floating roofs, external floating roofs, or their equivalent. <i>If the response to Question III.E.2 and/or E.3 is "Yes," go to Section III.F.</i>	<input type="checkbox"/> Yes <input type="checkbox"/> No
◆	4. The application area is located in a covered attainment county as defined in 30 TAC § 115.10. <i>If the response to Question III.E.4 is "No," go to Question III.E.9.</i>	<input type="checkbox"/> Yes <input type="checkbox"/> No
◆	5. Stationary gasoline storage containers with a nominal capacity less than or equal to 1,000 gallons are located at the facility.	<input type="checkbox"/> Yes <input type="checkbox"/> No
◆	6. Stationary gasoline storage containers with a nominal capacity greater than 1,000 gallons are located at the facility.	<input type="checkbox"/> Yes <input type="checkbox"/> No
◆	7. At facilities located in a covered attainment county other than Bastrop, Bexar, Caldwell, Comal, Guadalupe, Hays, Travis, Williamson, or Wilson County, transfers are made to stationary storage tanks greater than 1000 gallons located at a facility which has dispensed less than 100,000 gallons of gasoline in a calendar month after October 31, 2014. <i>If the response to Question III.E.7 is "Yes," go to Section III.F.</i>	<input type="checkbox"/> Yes <input type="checkbox"/> No

Application Area-Wide Applicability Determinations and General Information
Form OP-REQ1 (Page 7)
Federal Operating Permit Program
Texas Commission on Environmental Quality

Date	Permit No.	Regulated Entity No.
02/02/2026	TBD	RN100219310

For SOP applications, answer ALL questions unless otherwise directed.

◆ For GOP applications, answer ONLY these questions unless otherwise directed.

III. Title 30 TAC Chapter 115 - Control of Air Pollution from Volatile Organic Compounds (continued)		
E. Filling of Gasoline Storage Vessels (Stage I) for Motor Vehicle Fuel Dispensing Facilities (continued)		
◆	8. At facilities located in Bastrop, Bexar, Caldwell, Comal, Guadalupe, Hays, Travis, Williamson, or Wilson County, transfers are made to stationary storage tanks greater than 1000 gallons located at a facility which has dispensed no more than 25,000 gallons of gasoline in a calendar month after December 31, 2004. <i>If the response to Question III.E.8 is "Yes," go to Section III.F.</i>	<input type="checkbox"/> Yes <input type="checkbox"/> No
◆	9. Transfers are made to stationary storage tanks located at a motor vehicle fuel dispensing facility which has dispensed no more than 10,000 gallons of gasoline in any calendar month after January 1, 1991 and for which construction began prior to November 15, 1992.	<input type="checkbox"/> Yes <input type="checkbox"/> No
◆	10. Transfers are made to stationary storage tanks located at a motor vehicle fuel dispensing facility which has dispensed more than 10,000 gallons of gasoline in any calendar month after January 1, 1991 and for which construction began prior to November 15, 1992.	<input type="checkbox"/> Yes <input type="checkbox"/> No
◆	11. Transfers are made to stationary storage tanks located at a motor vehicle fuel dispensing facility which commenced construction on or after November 15, 1992.	<input type="checkbox"/> Yes <input type="checkbox"/> No
◆	12. At facilities located in Ellis, Johnson, Kaufman, Parker, or Rockwall County, transfers are made to stationary storage tanks located at a facility which has dispensed at least 10,000 gallons of gasoline but less than 125,000 gallons of gasoline in a calendar month after April 30, 2005.	<input type="checkbox"/> Yes <input type="checkbox"/> No
F. Control of VOC Leaks from Transport Vessels (Complete this section for GOP applications for GOPs 511, 512, 513 and 514 only)		
◆	1. Tank-truck tanks are filled with, or emptied of, gasoline at a facility that is subject to 30 TAC § 115.214(a)(1)(C) or 115.224(2) within the application area.	<input type="checkbox"/> Yes <input type="checkbox"/> No <input type="checkbox"/> N/A

Application Area-Wide Applicability Determinations and General Information
Form OP-REQ1 (Page 8)
Federal Operating Permit Program
Texas Commission on Environmental Quality

Date	Permit No.	Regulated Entity No.
02/02/2026	TBD	RN100219310

For SOP applications, answer ALL questions unless otherwise directed.

◆ For GOP applications, answer ONLY these questions unless otherwise directed.

III. Title 30 TAC Chapter 115 - Control of Air Pollution from Volatile Organic Compounds (continued)		
F. Control of VOC Leaks from Transport Vessels (Complete this section for GOP applications for GOPs 511, 512, 513 and 514 only) (continued)		
◆	2. Tank-truck tanks are filled with non-gasoline VOCs having a TVP greater than or equal to 0.5 psia under actual storage conditions at a facility subject to 30 TAC § 115.214(a)(1)(C) within the application area.	<input type="checkbox"/> Yes <input type="checkbox"/> No <input type="checkbox"/> N/A
◆	3. Tank-truck tanks are filled with, or emptied of, gasoline at a facility that is subject to 30 TAC § 115.214(b)(1)(C) or 115.224(2) within the application area.	<input type="checkbox"/> Yes <input type="checkbox"/> No <input type="checkbox"/> N/A
G. Control of Vehicle Refueling Emissions (Stage II) at Motor Vehicle Fuel Dispensing Facilities		
◆	1. The application area includes one or more motor vehicle fuel dispensing facilities and gasoline is transferred from a stationary storage container into motor vehicle fuel tanks. <i>If the response to Question III.G.1 is "No" or "N/A," go to Section III.H.</i>	<input checked="" type="checkbox"/> Yes <input type="checkbox"/> No <input type="checkbox"/> N/A
◆	2. The application area includes facilities that began construction on or after November 15, 1992 and prior to May 16, 2012.	<input checked="" type="checkbox"/> Yes <input type="checkbox"/> No
◆	3. The application area includes facilities that began construction prior to November 15, 1992. <i>If the responses to Questions III.G.2 and III.G.3 are both "No," go to Section III.H.</i>	<input checked="" type="checkbox"/> Yes <input type="checkbox"/> No
◆	4. The application area includes only facilities that have a monthly throughput of less than 10,000 gallons of gasoline.	<input checked="" type="checkbox"/> Yes <input type="checkbox"/> No
◆	5. The decommissioning of all Stage II vapor recovery control equipment located in the application area has been completed and the decommissioning notice submitted.	<input type="checkbox"/> Yes <input checked="" type="checkbox"/> No <input type="checkbox"/> N/A

Application Area-Wide Applicability Determinations and General Information
Form OP-REQ1 (Page 9)
Federal Operating Permit Program
Texas Commission on Environmental Quality

Date	Permit No.	Regulated Entity No.
02/02/2026	TBD	RN100219310

For SOP applications, answer ALL questions unless otherwise directed.

◆ For GOP applications, answer ONLY these questions unless otherwise directed.

III. Title 30 TAC Chapter 115 - Control of Air Pollution from Volatile Organic Compounds (continued)		
H. Control of Reid Vapor Pressure (RVP) of Gasoline		
◆	1. The application area includes stationary tanks, reservoirs, or other containers holding gasoline that may ultimately be used in a motor vehicle in El Paso County. <i>If the response to Question III.H.1 is "No" or "N/A," go to Section III.I.</i>	<input type="checkbox"/> Yes <input type="checkbox"/> No <input checked="" type="checkbox"/> N/A
◆	2. The application area includes stationary tanks, reservoirs, or other containers holding gasoline that will be used exclusively for the fueling of agricultural implements.	<input type="checkbox"/> Yes <input type="checkbox"/> No
◆	3. The application area includes a motor vehicle fuel dispensing facility.	<input type="checkbox"/> Yes <input type="checkbox"/> No
◆	4. The application area includes stationary tanks, reservoirs, or other containers holding gasoline and having a nominal capacity of 500 gallons or less.	<input type="checkbox"/> Yes <input type="checkbox"/> No
I. Process Unit Turnaround and Vacuum-Producing Systems in Petroleum Refineries		
	1. The application area is located at a petroleum refinery.	<input checked="" type="checkbox"/> Yes <input type="checkbox"/> No
J. Surface Coating Processes (Complete this section for GOP applications only.)		
◆	1. Surface coating operations (other than those performed on equipment located on-site and in-place) that meet the exemption specified in 30 TAC § 115.427(3)(A) or 115.427(7) are performed in the application area.	<input type="checkbox"/> Yes <input type="checkbox"/> No <input type="checkbox"/> N/A

Application Area-Wide Applicability Determinations and General Information
Form OP-REQ1 (Page 10)
Federal Operating Permit Program
Texas Commission on Environmental Quality

Date	Permit No.	Regulated Entity No.
02/02/2026	TBD	RN100219310

For SOP applications, answer ALL questions unless otherwise directed.

◆ For GOP applications, answer ONLY these questions unless otherwise directed.

III. Title 30 TAC Chapter 115 - Control of Air Pollution from Volatile Organic Compounds (continued)		
K. Cutback Asphalt		
1.	Conventional cutback asphalt containing VOC solvents for the paving of roadways, driveways, or parking lots, is used or specified for use in the application area by a state, municipal, or county agency. <i>If the response to Question III.K.1 is "N/A," go to Section III.L.</i>	<input type="checkbox"/> Yes <input checked="" type="checkbox"/> No <input type="checkbox"/> N/A
2.	The use, application, sale, or offering for sale of conventional cutback asphalt containing VOC solvents for the paving of roadways, driveways, or parking lots occurs in the application area.	<input type="checkbox"/> Yes <input checked="" type="checkbox"/> No <input type="checkbox"/> N/A
3.	Asphalt emulsion is used or produced within the application area.	<input type="checkbox"/> Yes <input checked="" type="checkbox"/> No
4.	The application area is using an alternate control requirement as specified in 30 TAC § 115.513. <i>If the response to Question III.K.4 is "No," go to Section III.L.</i>	<input type="checkbox"/> Yes <input checked="" type="checkbox"/> No
5.	The application area uses, applies, sells, or offers for sale asphalt concrete, made with cutback asphalt, that meets the exemption specified in 30 TAC § 115.517(1).	<input type="checkbox"/> Yes <input type="checkbox"/> No
6.	The application area uses, applies, sells, or offers for sale cutback asphalt that is used solely as a penetrating prime coat.	<input type="checkbox"/> Yes <input type="checkbox"/> No
7.	The applicant using cutback asphalt is a state, municipal, or county agency.	<input type="checkbox"/> Yes <input type="checkbox"/> No
L. Degassing of Storage Tanks, Transport Vessels and Marine Vessels		
◆ 1.	The application area includes degassing operations for stationary, marine, and/or transport vessels. <i>If the response to Question III.L.1 is "No" or "N/A," go to Section III.M.</i>	<input checked="" type="checkbox"/> Yes <input type="checkbox"/> No <input type="checkbox"/> N/A
◆ 2.	Degassing of only ocean-going, self-propelled VOC marine vessels is performed in the application area. <i>If the response to Question III.L.2 is "Yes," go to Section III.M.</i>	<input type="checkbox"/> Yes <input checked="" type="checkbox"/> No <input type="checkbox"/> N/A

Application Area-Wide Applicability Determinations and General Information
Form OP-REQ1 (Page 11)
Federal Operating Permit Program
Texas Commission on Environmental Quality

Date	Permit No.	Regulated Entity No.
02/02/2026	TBD	RN100219310

For SOP applications, answer ALL questions unless otherwise directed.

◆ For GOP applications, answer ONLY these questions unless otherwise directed.

III. Title 30 TAC Chapter 115 - Control of Air Pollution from Volatile Organic Compounds (continued)		
L. Degassing of Storage Tanks, Transport Vessels and Marine Vessels (continued)		
◆	3. Degassing of stationary VOC storage vessels with a nominal storage capacity of 1,000,000 gallons or more and a vapor space partial pressure greater than or equal to 0.5 psia of VOC is performed in the application area.	<input checked="" type="checkbox"/> Yes <input type="checkbox"/> No <input type="checkbox"/> N/A
◆	4. Degassing of stationary VOC storage vessels with a nominal storage capacity of 250,000 gallons or more, or a nominal storage capacity of 75,000 gallons and storing materials with a true vapor pressure greater than 2.6 psia, and a vapor space partial pressure greater than or equal to 0.5 psia of VOC is performed in the application area.	<input checked="" type="checkbox"/> Yes <input type="checkbox"/> No <input type="checkbox"/> N/A
◆	5. Degassing of VOC transport vessels with a nominal storage capacity of 8,000 gallons or more and a vapor space partial pressure greater than or equal to 0.5 psia of VOC is performed in the application area.	<input type="checkbox"/> Yes <input checked="" type="checkbox"/> No
◆	6. Degassing of VOC marine vessels with a nominal storage capacity of 10,000 barrels (420,000 gallons) or more and a vapor space partial pressure greater than or equal to 0.5 psia of VOC is performed in the application area.	<input type="checkbox"/> Yes <input checked="" type="checkbox"/> No <input type="checkbox"/> N/A
◆	7. Degassing of VOC marine vessels with a nominal storage capacity of 10,000 barrels (420,000 gallons) and a vapor space partial pressure \geq 0.5 psia that have sustained damage as specified in 30 TAC § 115.547(5) is performed in the application area.	<input type="checkbox"/> Yes <input checked="" type="checkbox"/> No <input type="checkbox"/> N/A
M. Petroleum Dry Cleaning Systems		
1.	The application area contains one or more petroleum dry cleaning facilities that use petroleum-based solvents.	<input type="checkbox"/> Yes <input checked="" type="checkbox"/> No <input type="checkbox"/> N/A

Application Area-Wide Applicability Determinations and General Information
Form OP-REQ1 (Page 12)
Federal Operating Permit Program
Texas Commission on Environmental Quality

Date	Permit No.	Regulated Entity No.
02/02/2026	TBD	RN100219310

For SOP applications, answer ALL questions unless otherwise directed.

◆ For GOP applications, answer ONLY these questions unless otherwise directed.

III. Title 30 TAC Chapter 115 - Control of Air Pollution from Volatile Organic Compounds (continued)		
N. Vent Gas Control (Highly Reactive Volatile Organic Compounds (HRVOC))		
1.	The application area includes one or more vent gas streams containing HRVOC.	<input checked="" type="checkbox"/> Yes <input type="checkbox"/> No <input type="checkbox"/> N/A
2.	The application area includes one or more flares that emit or have the potential to emit HRVOC. <i>If the responses to Questions III.N.1 and III.N.2 are both "No" or "N/A," go to Section III.O. If the response to Question III.N.1 is "Yes," continue with Question III.N.3.</i>	<input checked="" type="checkbox"/> Yes <input type="checkbox"/> No <input type="checkbox"/> N/A
3.	All vent streams in the application area that are routed to a flare contain less than 5.0% HRVOC by weight at all times.	<input type="checkbox"/> Yes <input checked="" type="checkbox"/> No
4.	All vent streams in the application area that are not routed to a flare contain less than 100 ppmv HRVOC at all times. <i>If the responses to Questions III.N.3 and III.N.4 are both "Yes," go to Section III.O.</i>	<input checked="" type="checkbox"/> Yes <input type="checkbox"/> No
5.	The application area contains pressure relief valves that are not controlled by a flare.	<input checked="" type="checkbox"/> Yes <input type="checkbox"/> No
6.	The application area has at least one vent stream which has no potential to emit HRVOC.	<input checked="" type="checkbox"/> Yes <input type="checkbox"/> No
7.	The application area has vent streams from a source described in 30 TAC § 115.727(c)(3)(A) - (H).	<input checked="" type="checkbox"/> Yes <input type="checkbox"/> No
O. Cooling Tower Heat Exchange Systems (HRVOC)		
1.	The application area includes one or more cooling tower heat exchange systems that emit or have the potential to emit HRVOC.	<input checked="" type="checkbox"/> Yes <input type="checkbox"/> No <input type="checkbox"/> N/A

Application Area-Wide Applicability Determinations and General Information
Form OP-REQ1 (Page 13)
Federal Operating Permit Program
Texas Commission on Environmental Quality

Date	Permit No.	Regulated Entity No.
02/02/2026	TBD	RN100219310

- ◆ For SOP applications, answer ALL questions unless otherwise directed.
- ◆ For GOP applications, answer ONLY these questions unless otherwise directed.

IV. Title 30 TAC Chapter 117 - Control of Air Pollution from Nitrogen Compounds		
A. Applicability		
◆	<p>1. The application area is located in the Houston/Galveston/Brazoria, Beaumont/Port Arthur, or Dallas/Fort Worth Eight-Hour area. <i>For SOP applications, if the response to Question IV.A.1 is "Yes," complete Sections IV.B - IV.F and IV.H.</i> <i>For GOP applications for GOPs 511, 512, 513, or 514, if the response to Question IV.A.1 is "Yes," go to Section IV.F.</i> <i>For GOP applications for GOP 517, if the response to Question IV.A.1 is "Yes," complete Sections IV.C and IV.F.</i> <i>For GOP applications, if the response to Question IV.A.1 is "No," go to Section VI.</i></p>	<input checked="" type="checkbox"/> Yes <input type="checkbox"/> No
	<p>2. The application area is located in Bexar, Comal, Ellis, Hays, or McLennan County and includes a cement kiln. <i>If the response to Question IV.A.2 is "Yes," go to Question IV.H.1.</i></p>	<input type="checkbox"/> Yes <input type="checkbox"/> No
	<p>3. The application area includes a utility electric generator in an east or central Texas county. <i>See instructions for a list of counties included.</i> <i>If the response to Question IV.A.3 is "Yes," go to Question IV.G.1.</i> <i>If the responses to Questions IV.A.1 - 3 are all "No," go to Question IV.H.1.</i></p>	<input type="checkbox"/> Yes <input type="checkbox"/> No
B. Utility Electric Generation in Ozone Nonattainment Areas		
	<p>1. The application area includes units specified in 30 TAC §§ 117.1000, 117.1200, or 117.1300. <i>If the response to Question IV.B.1 is "No," go to Question IV.C.1.</i></p>	<input type="checkbox"/> Yes <input checked="" type="checkbox"/> No
	<p>2. The application area is complying with a System Cap in 30 TAC §§ 117.1020 or 117.1220.</p>	<input type="checkbox"/> Yes <input type="checkbox"/> No

Application Area-Wide Applicability Determinations and General Information
Form OP-REQ1 (Page 14)
Federal Operating Permit Program
Texas Commission on Environmental Quality

Date	Permit No.	Regulated Entity No.
02/02/2026	TBD	RN100219310

For SOP applications, answer ALL questions unless otherwise directed.

◆ For GOP applications, answer ONLY these questions unless otherwise directed.

IV. Title 30 TAC Chapter 117 - Control of Air Pollution from Nitrogen Compounds (continued)		
C. Commercial, Institutional, and Industrial Sources in Ozone Nonattainment Areas		
◆	1. The application area is located at a site subject to 30 TAC Chapter 117, Subchapter B and includes units specified in 30 TAC §§ 117.100, 117.300, or 117.400. <i>For SOP applications, if the response to Question IV.C.1 is "No," go to Question IV.D.1. For GOP applications for GOP 517, if the response to Question IV.C.1 is "No," go to Section IV.F.</i>	<input checked="" type="checkbox"/> Yes <input type="checkbox"/> NO
◆	2. The application area is located at a site that was a major source of NO _x before November 15, 1992.	<input checked="" type="checkbox"/> Yes <input type="checkbox"/> No <input type="checkbox"/> N/A
◆	3. The application area includes an electric generating facility required to comply with the System Cap in 30 TAC § 117.320.	<input type="checkbox"/> Yes <input checked="" type="checkbox"/> No
D. Adipic Acid Manufacturing		
	1. The application area is located at, or part of, an adipic acid production unit.	<input type="checkbox"/> Yes <input checked="" type="checkbox"/> No <input type="checkbox"/> N/A
E. Nitric Acid Manufacturing - Ozone Nonattainment Areas		
	1. The application area is located at, or part of, a nitric acid production unit.	<input type="checkbox"/> Yes <input checked="" type="checkbox"/> No <input type="checkbox"/> N/A
F. Combustion Control at Minor Sources in Ozone Nonattainment Areas - Boilers, Process Heaters, Stationary Engines and Gas Turbines		
◆	1. The application area is located at a site that is a minor source of NO _x in the Houston/Galveston/Brazoria or Dallas/Fort Worth Eight-Hour areas (except for Wise County). <i>For SOP applications, if the response to Question IV.F.1 is "No," go to Question IV.G.1. For GOP applications, if the response to Question IV.F.1 is "No," go to Section VI.</i>	<input type="checkbox"/> Yes <input checked="" type="checkbox"/> No
◆	2. The application area is located in the Houston/Galveston/Brazoria area and has units that qualify for an exemption under 30 TAC § 117.2003(a).	<input type="checkbox"/> Yes <input type="checkbox"/> No
◆	3. The application area is located in the Houston/Galveston/Brazoria area and has units that qualify for an exemption under 30 TAC § 117.2003(b).	<input type="checkbox"/> Yes <input type="checkbox"/> No

Application Area-Wide Applicability Determinations and General Information
Form OP-REQ1 (Page 15)
Federal Operating Permit Program
Texas Commission on Environmental Quality

Date	Permit No.	Regulated Entity No.
02/02/2026	TBD	RN100219310

For SOP applications, answer ALL questions unless otherwise directed.

◆ For GOP applications, answer ONLY these questions unless otherwise directed.

IV. Title 30 TAC Chapter 117 - Control of Air Pollution from Nitrogen Compounds (continued)		
F. Combustion Control at Minor Sources in Ozone Nonattainment Areas - Boilers, Process Heaters, Stationary Engines and Gas Turbines (continued)		
◆ 4.	The application area is located in the Dallas/Fort Worth Eight-Hour area (except for Wise County) and has units that qualify for an exemption under 30 TAC § 117.2103.	<input type="checkbox"/> Yes <input type="checkbox"/> No
◆ 5.	The application area has units subject to the emission specifications under 30 TAC §§ 117.2010 or 30 TAC § 117.2110.	<input type="checkbox"/> Yes <input type="checkbox"/> No
6.	The application area has a unit that has been approved for alternative case specific specifications (ACSS) in 30 TAC § 117.2025 or 30 TAC § 117.2125. <i>If the response to Question IV.F.6 is "No," go to Section IV.G.</i>	<input type="checkbox"/> Yes <input type="checkbox"/> No
7.	An ACSS for carbon monoxide (CO) has been approved?	<input type="checkbox"/> Yes <input type="checkbox"/> No
8.	An ACSS for ammonia (NH ₃) has been approved?	<input type="checkbox"/> Yes <input type="checkbox"/> No
9.	Provide the Permit Number(s) and authorization/issuance date(s) of the NSR project(s) that incorporates an ACSS below.	
G. Utility Electric Generation in East and Central Texas		
1.	The application area includes utility electric power boilers and/or stationary gas turbines (including duct burners used in turbine exhaust ducts) that were placed into service before December 31, 1995. <i>If the response to Question IV.G.1 is "No," go to Question IV.H.1.</i>	<input type="checkbox"/> Yes <input checked="" type="checkbox"/> No
2.	The application area is complying with the System Cap in 30 TAC § 117.3020.	<input type="checkbox"/> Yes <input type="checkbox"/> No
H. Multi-Region Combustion Control - Water Heaters, Small Boilers, and Process Heaters		
1.	The application area includes a manufacturer, distributor, retailer or installer of natural gas fired water heaters, boilers or process heaters with a maximum rated capacity of 2.0 MMBtu/hr or less. <i>If the response to question IV.H.1 is "No," go to Section V.</i>	<input type="checkbox"/> Yes <input checked="" type="checkbox"/> No
2.	All water heaters, boilers or process heaters manufactured, distributed, retailed or installed qualify for an exemption under 30 TAC § 117.3203.	<input type="checkbox"/> Yes <input type="checkbox"/> No

Application Area-Wide Applicability Determinations and General Information
Form OP-REQ1 (Page 16)
Federal Operating Permit Program
Texas Commission on Environmental Quality

Date	Permit No.	Regulated Entity No.
02/02/2026	TBD	RN100219310

For SOP applications, answer ALL questions unless otherwise directed.

◆ For GOP applications, answer ONLY these questions unless otherwise directed.

V. Title 40 Code of Federal Regulations Part 59 (40 CFR Part 59) - National Volatile Organic Compound Emission Standards for Consumer and Commercial Products	
A. Subpart B - National Volatile Organic Compound Emission Standards for Automobile Refinish Coatings	
1. The application area manufactures automobile refinish coatings or coating components and sells or distributes these coatings or coating components in the United States.	<input type="checkbox"/> Yes <input checked="" type="checkbox"/> No
2. The application area imports automobile refinish coatings or coating components, manufactured on or after January 11, 1999, and sells or distributes these coatings or coating components in the United States. <i>If the responses to Questions V.A.1 and V.A.2 are both "No," go to Section V.B.</i>	<input type="checkbox"/> Yes <input checked="" type="checkbox"/> No
3. All automobile refinish coatings or coating components manufactured or imported by the application area meet one or more of the exemptions specified in 40 CFR § 59.100(c)(1) - (6).	<input type="checkbox"/> Yes <input type="checkbox"/> No
B. Subpart C - National Volatile Organic Compound Emission Standards for Consumer Products	
1. The application area manufactures consumer products for sale or distribution in the United States.	<input type="checkbox"/> Yes <input checked="" type="checkbox"/> No
2. The application area imports consumer products manufactured on or after December 10, 1998 and sells or distributes these consumer products in the United States.	<input type="checkbox"/> Yes <input checked="" type="checkbox"/> No
3. The application area is a distributor of consumer products whose name appears on the label of one or more of the products. <i>If the responses to Questions V.B.1 - V.B.3 are all "No," go to Section V.C.</i>	<input type="checkbox"/> Yes <input checked="" type="checkbox"/> No
4. All consumer products manufactured, imported, or distributed by the application area meet one or more of the exemptions specified in 40 CFR § 59.201(c)(1) - (7).	<input type="checkbox"/> Yes <input type="checkbox"/> No

Application Area-Wide Applicability Determinations and General Information
Form OP-REQ1 (Page 17)
Federal Operating Permit Program
Texas Commission on Environmental Quality

Date	Permit No.	Regulated Entity No.
02/02/2026	TBD	RN100219310

For SOP applications, answer ALL questions unless otherwise directed.

◆ For GOP applications, answer ONLY these questions unless otherwise directed.

V. Title 40 Code of Federal Regulations Part 59 (40 CFR Part 59) - National Volatile Organic Compound Emission Standards for Consumer and Commercial Products (continued)		
C. Subpart D - National Volatile Organic Compound Emission Standards for Architectural Coatings		
1.	The application area manufactures or imports architectural coatings for sale or distribution in the United States.	<input type="checkbox"/> Yes <input checked="" type="checkbox"/> No
2.	The application area manufactures or imports architectural coatings that are registered under the Federal Insecticide, Fungicide, and Rodenticide Act. <i>If the responses to Questions V.C.1-2 are both "No," go to Section V.D.</i>	<input type="checkbox"/> Yes <input checked="" type="checkbox"/> No
3.	All architectural coatings manufactured or imported by the application area meet one or more of the exemptions specified in 40 CFR §59.400(c)(1)-(5).	<input type="checkbox"/> Yes <input type="checkbox"/> No
D. Subpart E - National Volatile Organic Compound Emission Standards for Aerosol Coatings		
1.	The application area manufactures or imports aerosol coating products for sale or distribution in the United States.	<input type="checkbox"/> Yes <input checked="" type="checkbox"/> No
2.	The application area is a distributor of aerosol coatings for resale or distribution in the United States.	<input type="checkbox"/> Yes <input checked="" type="checkbox"/> No
E. Subpart F - Control of Evaporative Emissions from New and In-Use Portable Fuel Containers		
1.	The application area manufactures or imports portable fuel containers for sale or distribution in the United States. <i>If the response to Question V.E.1 is "No," go to Section VI.</i>	<input type="checkbox"/> Yes <input checked="" type="checkbox"/> No
2.	All portable fuel containers manufactured or imported by the application area meet one or more of the exemptions specified in 40 CFR § 59.605(a) - (c).	<input type="checkbox"/> Yes <input type="checkbox"/> No
VI. Title 40 Code of Federal Regulations Part 60 - New Source Performance Standards		
A. Applicability		
◆ 1.	The application area includes a unit(s) that is subject to one or more 40 CFR Part 60 subparts. <i>If the response to Question VI.A.1 is "No," go to Section VII.</i>	<input checked="" type="checkbox"/> Yes <input type="checkbox"/> No

Application Area-Wide Applicability Determinations and General Information
Form OP-REQ1 (Page 18)
Federal Operating Permit Program
Texas Commission on Environmental Quality

Date	Permit No.	Regulated Entity No.
02/02/2026	TBD	RN100219310

For SOP applications, answer ALL questions unless otherwise directed.

◆ For GOP applications, answer ONLY these questions unless otherwise directed.

VI. Title 40 Code of Federal Regulations Part 60 - New Source Performance Standards (continued)		
B. Subpart Y - Standards of Performance for Coal Preparation and Processing Plants		
1.	The application area is located at a coal preparation and processing plant. <i>If the response to Question VI.B.1 is "No," go to Section VI.C.</i>	<input type="checkbox"/> Yes <input checked="" type="checkbox"/> No
2.	The coal preparation and processing plant has a design capacity greater than 200 tons per day (tpd). <i>If the response to Question VI.B.2 is "No," go to Section VI.C.</i>	<input type="checkbox"/> Yes <input type="checkbox"/> No
3.	The plant has an option to enforceably limit its operating level to less than 200 tpd and is choosing this option. <i>If the response to Question VI.B.3 is "Yes," go to Section VI.C.</i>	<input type="checkbox"/> Yes <input type="checkbox"/> No
4.	The plant contains an open storage pile, as defined in § 60.251, as an affected facility. <i>If the response to Question VI.B.4 is "No," go to Section VI.C.</i>	<input type="checkbox"/> Yes <input type="checkbox"/> No
5.	The open storage pile was constructed, reconstructed or modified after May 27, 2009.	<input type="checkbox"/> Yes <input type="checkbox"/> No
C. Subpart GG - Standards of Performance for Stationary Gas Turbines (GOP applicants only)		
◆ 1.	The application area includes one or more stationary gas turbines that have a heat input at peak load greater than or equal to 10 MMBtu/hr (10.7GJ/hr), based on the lower heating value of the fuel fired. <i>If the response to Question VI.C.1 is "No" or "N/A," go to Section VI.E.</i>	<input type="checkbox"/> Yes <input type="checkbox"/> No <input type="checkbox"/> N/A
◆ 2.	One or more of the affected facilities were constructed, modified, or reconstructed after October 3, 1977 and prior to February 19, 2005. <i>If the response to Question VI.C.2 is "No," go to Section VI.E.</i>	<input type="checkbox"/> Yes <input type="checkbox"/> No
◆ 3.	One or more stationary gas turbines in the application area are using a previously approved alternative fuel monitoring schedule as specified in 40 CFR § 60.334(h)(4).	<input type="checkbox"/> Yes <input type="checkbox"/> No
◆ 4.	The exemption specified in 40 CFR § 60.332(e) is being utilized for one or more stationary gas turbines in the application area.	<input type="checkbox"/> Yes <input type="checkbox"/> No

Application Area-Wide Applicability Determinations and General Information
Form OP-REQ1 (Page 19)
Federal Operating Permit Program
Texas Commission on Environmental Quality

Date	Permit No.	Regulated Entity No.
02/02/2026	TBD	RN100219310

For SOP applications, answer ALL questions unless otherwise directed.

◆ For GOP applications, answer ONLY these questions unless otherwise directed.

VI. Title 40 Code of Federal Regulations Part 60 - New Source Performance Standards (continued)		
C. Subpart GG - Standards of Performance for Stationary Gas Turbines (GOP applicants only) (continued)		
◆	5. One or more stationary gas turbines subject to 40 CFR Part 60, Subpart GG in the application area is injected with water or steam for the control of nitrogen oxides.	<input type="checkbox"/> Yes <input type="checkbox"/> No
D. Subpart XX - Standards of Performance for Bulk Gasoline Terminals		
	1. The application area includes bulk gasoline terminal loading racks. <i>If the response to Question VI.D.1 is "No," go to Section VI.E.</i>	<input type="checkbox"/> Yes <input checked="" type="checkbox"/> No <input type="checkbox"/> N/A
	2. One or more of the loading racks were constructed or modified after December 17, 1980, and are not subject to 40 CFR Part 63, Subpart CC.	<input type="checkbox"/> Yes <input type="checkbox"/> No
E. Subpart LLL - Standards of Performance for Onshore Natural Gas Processing: Sulfur Dioxide (SO₂) Emissions		
◆	1. The application area includes affected facilities identified in 40 CFR § 60.640(a) that process natural gas (onshore). <i>For SOP applications, if the response to Question VI.E.1 is "No," go to Section VI.F. For GOP applications, if the response to Question VI.E.1 is or "N/A," go to Section VI.H.</i>	<input type="checkbox"/> Yes <input checked="" type="checkbox"/> No
◆	2. The affected facilities commenced construction or modification after January 20, 1984 and on or before August 23, 2011. <i>For SOP applications, if the response to Question VI.E.2 is "NO," go to Section VI.F. For GOP applications, if the response to Question VI.E.2 is "No," go to Section VI.H.</i>	<input type="checkbox"/> Yes <input type="checkbox"/> No
◆	3. The application area includes a gas sweetening unit with a design capacity greater than or equal to 2 long tons per day (LTPD) of hydrogen sulfide but operates at less than 2 LTPD. <i>For SOP applications, if the response to Question VI.E.3 is "No," go to Section VI.F. For GOP applications, if the response to Question VI.E.3 is "No," go to Section VI.H.</i>	<input type="checkbox"/> Yes <input type="checkbox"/> No

Application Area-Wide Applicability Determinations and General Information
Form OP-REQ1 (Page 20)
Federal Operating Permit Program
Texas Commission on Environmental Quality

Date	Permit No.	Regulated Entity No.
02/02/2026	TBD	RN100219310

For SOP applications, answer ALL questions unless otherwise directed.

◆ For GOP applications, answer ONLY these questions unless otherwise directed.

VI. Title 40 Code of Federal Regulations Part 60 - New Source Performance Standards (continued)	
E. Subpart LLL - Standards of Performance for Onshore Natural Gas Processing: Sulfur Dioxide (SO₂) Emissions (continued)	
◆ 4. Federally enforceable operating limits have been established in the preconstruction authorization limiting the gas sweetening unit to less than 2 LTPD. <i>For SOP applications, if the response to Question VI.E.4. is "No," go to Section VI.F. For GOP applications, if the response to Question VI.E.4. is "No," go to Section VI.H.</i>	<input type="checkbox"/> Yes <input type="checkbox"/> No
◆ 5. Please provide the Unit ID(s) for the gas sweetening unit(s) that have established federally enforceable operating limits in the space provided below	
F. Subpart OOO - Standards of Performance for Nonmetallic Mineral Processing Plants	
1. The application area includes affected facilities identified in 40 CFR § 60.670(a)(1) that are located at a fixed or portable nonmetallic mineral processing plant. <i>If the response to Question VI.F.1 is "No," go to Section VI.G.</i>	<input type="checkbox"/> Yes <input checked="" type="checkbox"/> No
2. Affected facilities identified in 40 CFR § 60.670(a)(1) and located in the application area are subject to 40 CFR Part 60, Subpart OOO.	<input type="checkbox"/> Yes <input type="checkbox"/> No
G. Subpart QQQ - Standards of Performance for VOC Emissions from Petroleum Refinery Wastewater Systems	
1. The application area is located at a petroleum refinery and includes one or more of the affected facilities identified in 40 CFR § 60.690(a)(2) - (4) for which construction, modification, or reconstruction was commenced after May 4, 1987. <i>If the response to Question VI.G.1 is "No," go to Section VI.H.</i>	<input checked="" type="checkbox"/> Yes <input type="checkbox"/> No
2. The application area includes storm water sewer systems.	<input checked="" type="checkbox"/> Yes <input type="checkbox"/> No

Application Area-Wide Applicability Determinations and General Information
Form OP-REQ1 (Page 21)
Federal Operating Permit Program
Texas Commission on Environmental Quality

Date	Permit No.	Regulated Entity No.
02/02/2026	TBD	RN100219310

- ◆ For SOP applications, answer ALL questions unless otherwise directed.
- ◆ For GOP applications, answer ONLY these questions unless otherwise directed.

VI. Title 40 Code of Federal Regulations Part 60 - New Source Performance Standards (continued)		
G. Subpart QQQ - Standards of Performance for VOC Emissions from Petroleum Refinery Wastewater Systems (continued)		
3.	The application area includes ancillary equipment which is physically separate from the wastewater system and does not come in contact with or store oily wastewater.	<input checked="" type="checkbox"/> Yes <input type="checkbox"/> No
4.	The application area includes non-contact cooling water systems.	<input checked="" type="checkbox"/> Yes <input type="checkbox"/> No
5.	The application area includes individual drain systems. <i>If the response to Question VI.G.5 is "No," go to Section VI.H.</i>	<input checked="" type="checkbox"/> Yes <input type="checkbox"/> No
6.	The application area includes one or more individual drain systems that meet the exemption specified in 40 CFR § 60.692-2(d).	<input checked="" type="checkbox"/> Yes <input type="checkbox"/> No
7.	The application area includes completely closed drain systems.	<input checked="" type="checkbox"/> Yes <input type="checkbox"/> No
H. Subpart AAAA - Standards of Performance for Small Municipal Waste Incineration Units for Which Construction Commenced After August 30, 1999 or for Which Modification or Reconstruction Commenced on or After June 6, 2004		
◆ 1.	The application area includes at least one small municipal waste incineration unit, other than an air curtain incinerator. <i>If the response to Question VI.H.1. is "N/A," go to Section VI.I. If the response to Question VI.H.1 is "No," go to Question VI.H.4.</i>	<input type="checkbox"/> Yes <input checked="" type="checkbox"/> No <input type="checkbox"/> N/A
◆ 2.	The application area includes at least one small municipal waste incineration unit, other than an air curtain incinerator, constructed after August 30, 1999 or modified or reconstructed on or after June 6, 2006.	<input type="checkbox"/> Yes <input type="checkbox"/> No
◆ 3.	The application area includes at least one small municipal waste incineration unit, other than an air curtain incinerator, constructed before August 30, 1999 and not modified or reconstructed on or after June 6, 2006.	<input type="checkbox"/> Yes <input type="checkbox"/> No
◆ 4.	The application area includes at least one air curtain incinerator. <i>If the response to Question VI.H.4 is "No," go to Section VI.I.</i>	<input type="checkbox"/> Yes <input checked="" type="checkbox"/> No

Application Area-Wide Applicability Determinations and General Information
Form OP-REQ1 (Page 22)
Federal Operating Permit Program
Texas Commission on Environmental Quality

Date	Permit No.	Regulated Entity No.
02/02/2026	TBD	RN100219310

- ◆ For SOP applications, answer ALL questions unless otherwise directed.
- ◆ For GOP applications, answer ONLY these questions unless otherwise directed.

VI. Title 40 Code of Federal Regulations Part 60 - New Source Performance Standards (continued)		
H. Subpart AAAA - Standards of Performance for Small Municipal Waste Incineration Units for Which Construction Commenced After August 30, 1999 or for Which Modification or Reconstruction Commenced on or After June 6, 2004 (continued)		
◆	5. The application area includes at least one air curtain incinerator constructed after August 30, 1999 or modified or reconstructed on or after June 6, 2006. <i>If the response to Question VI.H.5 is "No," go to Question VI.H.7.</i>	<input type="checkbox"/> Yes <input type="checkbox"/> No
◆	6. All air curtain incinerators constructed after August 30, 1999 or modified or reconstructed on or after June 6, 2006 combust only yard waste.	<input type="checkbox"/> Yes <input type="checkbox"/> No
◆	7. The application area includes at least one air curtain incinerator constructed before August 30, 1999 and not modified or reconstructed on or after June 6, 2006.	<input type="checkbox"/> Yes <input type="checkbox"/> No
◆	8. All air curtain incinerators constructed before August 30, 1999 and not modified or reconstructed on or after June 6, 2006 combust only yard waste.	<input type="checkbox"/> Yes <input type="checkbox"/> No
I. Subpart CCCC - Standards of Performance for Commercial and Industrial Solid Waste Incineration Units for Which Construction Commenced After November 30, 1999 or for Which Modification or Reconstruction Commenced on or After June 1, 2001		
◆	1. The application area includes at least one commercial or industrial solid waste incineration unit, other than an air curtain incinerator. <i>If the response to Question VI.I.1 is "N/A," go to Section VI.J. If the response to Question VI.I.1 is "No," go to Question VI.I.4.</i>	<input type="checkbox"/> Yes <input checked="" type="checkbox"/> No <input type="checkbox"/> N/A
◆	2. The application area includes at least one commercial or industrial solid waste incineration unit, other than an air curtain incinerator, constructed after November 30, 1999 or modified or reconstructed on or after June 1, 2001.	<input type="checkbox"/> Yes <input type="checkbox"/> No

Application Area-Wide Applicability Determinations and General Information
Form OP-REQ1 (Page 23)
Federal Operating Permit Program
Texas Commission on Environmental Quality

Date	Permit No.	Regulated Entity No.
02/02/2026	TBD	RN100219310

For SOP applications, answer ALL questions unless otherwise directed.

◆ For GOP applications, answer ONLY these questions unless otherwise directed.

VI. Title 40 Code of Federal Regulations Part 60 - New Source Performance Standards (continued)		
I. Subpart CCCC - Standards of Performance for Commercial and Industrial Solid Waste Incineration Units for Which Construction Commenced After November 30, 1999 or for Which Modification or Reconstruction Commenced on or After June 1, 2001 (continued)		
◆	3. The application area includes at least one commercial or industrial solid waste incineration unit, other than an air curtain incinerator, constructed before November 30, 1999 and not modified or reconstructed on or after June 1, 2001.	<input type="checkbox"/> Yes <input type="checkbox"/> No
◆	4. The application area includes at least one air curtain incinerator. <i>If the response to Question VI.I.4 is "No," go to Section VI.J.</i>	<input type="checkbox"/> Yes <input checked="" type="checkbox"/> No
◆	5. The application area includes at least one air curtain incinerator, constructed after November 30, 1999 or modified or reconstructed on or after June 1, 2001. <i>If the response to Question VI.I.5 is "No," go to VI.I.7.</i>	<input type="checkbox"/> Yes <input type="checkbox"/> No
◆	6. All air curtain incinerators constructed after November 30, 1999 or modified or reconstructed on or after June 1, 2001 combust only wood waste, clean lumber, or yard waste or a mixture of these materials.	<input type="checkbox"/> Yes <input type="checkbox"/> No
◆	7. The application area includes at least one air curtain incinerator, constructed before November 30, 1999 and not modified or reconstructed on or after June 1, 2001.	<input type="checkbox"/> Yes <input type="checkbox"/> No
◆	8. All air curtain incinerators constructed before November 30, 1999 and not modified or reconstructed on or after June 1, 2001 combust only wood waste, clean lumber, or yard waste or a mixture of these materials.	<input type="checkbox"/> Yes <input type="checkbox"/> No

Application Area-Wide Applicability Determinations and General Information
Form OP-REQ1 (Page 24)
Federal Operating Permit Program
Texas Commission on Environmental Quality

Date	Permit No.	Regulated Entity No.
02/02/2026	TBD	RN100219310

For SOP applications, answer ALL questions unless otherwise directed.

◆ For GOP applications, answer ONLY these questions unless otherwise directed.

VI. Title 40 Code of Federal Regulations Part 60 - New Source Performance Standards (continued)		
J. Subpart EEEE - Standards of Performance for Other Solid Waste Incineration Units for Which Construction Commenced After December 9, 2004 or for Which Modification or Reconstruction Commenced on or After June 16, 2006		
◆ 1.	The application area includes at least one very small municipal waste incineration unit or institutional incineration unit, other than an air curtain incinerator. <i>If the response to Question VI.J.1 is "N/A," go to Section VI.K. If the response to Question VI.J.1 is "No," go to Question VI.J.4.</i>	<input type="checkbox"/> Yes <input checked="" type="checkbox"/> No <input type="checkbox"/> N/A
◆ 2.	The application area includes at least one very small municipal waste incineration unit, other than an air curtain incinerator, constructed after December 9, 2004 or modified or reconstructed on or after June 16, 2006.	<input type="checkbox"/> Yes <input type="checkbox"/> No
◆ 3.	The application area includes at least one very small municipal waste incineration unit, other than an air curtain incinerator, constructed before December 9, 2004 and not modified or reconstructed on or after June 16, 2006.	<input type="checkbox"/> Yes <input type="checkbox"/> No
◆ 4.	The application area includes at least one air curtain incinerator. <i>If the response to Question VI.J.4 is "No," go to Section VI.K.</i>	<input type="checkbox"/> Yes <input checked="" type="checkbox"/> No
◆ 5.	The application area includes at least one air curtain incinerator constructed after December 9, 2004 or modified or reconstructed on or after June 16, 2006. <i>If the response to Question VI.J.5 is "No," go to Question VI.J.7.</i>	<input type="checkbox"/> Yes <input type="checkbox"/> No
◆ 6.	All air curtain incinerators constructed after December 9, 2004 or modified or reconstructed on or after June 16, 2006 combust only wood waste, clean lumber, or yard waste or a mixture of these materials.	<input type="checkbox"/> Yes <input type="checkbox"/> No
◆ 7.	The application area includes at least one air curtain incinerator constructed before December 9, 2004 and not modified or reconstructed on or after June 16, 2006.	<input type="checkbox"/> Yes <input type="checkbox"/> No

Application Area-Wide Applicability Determinations and General Information
Form OP-REQ1 (Page 25)
Federal Operating Permit Program
Texas Commission on Environmental Quality

Date	Permit No.	Regulated Entity No.
02/02/2026	TBD	RN100219310

For SOP applications, answer ALL questions unless otherwise directed.

◆ For GOP applications, answer ONLY these questions unless otherwise directed.

VI. Title 40 Code of Federal Regulations Part 60 - New Source Performance Standards (NSPS) (continued)		
J. Subpart EEEE - Standards of Performance for Other Solid Waste Incineration Units for Which Construction Commenced After December 9, 2004 or for Which Modification or Reconstruction Commenced on or After June 16, 2006 (continued)		
◆	8. All air curtain incinerators constructed before December 9, 2004 and not modified or reconstructed on or after June 16, 2006 combust only wood waste, clean lumber, or yard waste or a mixture of these materials.	<input type="checkbox"/> Yes <input type="checkbox"/> No
◆	9. The air curtain incinerator is located at an institutional facility and is a distinct operating unit of the institutional facility that generated the waste.	<input type="checkbox"/> Yes <input type="checkbox"/> No
◆	10. The air curtain incinerator burns less than 35 tons per day of wood waste, clean lumber, or yard waste or a mixture of these materials.	<input type="checkbox"/> Yes <input type="checkbox"/> No
K. Subpart OOOO - Standards of Performance for Crude Oil and Natural Gas Production, Transmission and Distribution		
◆	1. The application area includes one or more of the onshore affected facilities listed in 40 CFR § 60.5365(a)-(g) that are subject to 40 CFR Part 60, Subpart OOOO.	<input type="checkbox"/> Yes <input checked="" type="checkbox"/> No
VII. Title 40 Code of Federal Regulations Part 61 - National Emission Standards for Hazardous Air Pollutants		
A. Applicability		
◆	1. The application area includes a unit(s) that is subject to one or more 40 CFR Part 61 subparts. <i>If the response to Question VII.A.1 is "No" or "N/A," go to Section VIII.</i>	<input checked="" type="checkbox"/> Yes <input type="checkbox"/> No <input type="checkbox"/> N/A
B. Subpart F - National Emission Standard for Vinyl Chloride		
	1. The application area is located at a plant which produces ethylene dichloride by reaction of oxygen and hydrogen chloride with ethylene, vinyl chloride by any process, and/or one or more polymers containing any fraction of polymerized vinyl chloride.	<input type="checkbox"/> Yes <input checked="" type="checkbox"/> No
C. Subpart J - National Emission Standard for Benzene Emissions for Equipment Leaks (Fugitive Emission Sources) of Benzene (Complete this section for GOP applications only)		
◆	1. The application area includes equipment in benzene service.	<input type="checkbox"/> Yes <input type="checkbox"/> No <input type="checkbox"/> N/A

Application Area-Wide Applicability Determinations and General Information
Form OP-REQ1 (Page 26)
Federal Operating Permit Program
Texas Commission on Environmental Quality

Date	Permit No.	Regulated Entity No.
02/02/2026	TBD	RN100219310

For SOP applications, answer ALL questions unless otherwise directed.

◆ For GOP applications, answer ONLY these questions unless otherwise directed.

VII. Title 40 Code of Federal Regulations Part 61 - National Emission Standards for Hazardous Air Pollutants (continued)	
D. Subpart L - National Emission Standard for Benzene Emissions from Coke By-Product Recovery Plants	
1. The application area is located at a coke by-product recovery plant and includes one or more of the affected sources identified in 40 CFR § 61.130(a) - (b). <i>If the response to Question VII.D.1 is "No," go to Section VII.E.</i>	<input type="checkbox"/> Yes <input checked="" type="checkbox"/> No
2. The application area includes equipment in benzene service as determined by 40 CFR § 61.137(b).	<input type="checkbox"/> Yes <input type="checkbox"/> No
3. The application area has elected to comply with the provisions of 40 CFR § 61.243-1 and 40 CFR § 61.243-2.	<input type="checkbox"/> Yes <input type="checkbox"/> No
E. Subpart M - National Emission Standard for Asbestos	
<i>Applicability</i>	
1. The application area includes sources, operations, or activities specified in 40 CFR §§ 61.143, 61.144, 61.146, 61.147, 61.148, or 61.155. <i>If the response to Question VII.E.1 is "No," go to Section VII.F.</i>	<input type="checkbox"/> Yes <input checked="" type="checkbox"/> No
<i>Roadway Construction</i>	
2. The application area includes roadways constructed or maintained with asbestos tailings or asbestos-containing waste material.	<input type="checkbox"/> Yes <input type="checkbox"/> No
<i>Manufacturing Commercial Asbestos</i>	
3. The application area includes a manufacturing operation using commercial asbestos. <i>If the response to Question VII.E.3 is "No," go to Question VII.E.4.</i>	<input type="checkbox"/> Yes <input type="checkbox"/> No
a. Visible emissions are discharged to outside air from the manufacturing operation	<input type="checkbox"/> Yes <input type="checkbox"/> No
b. An alternative emission control and waste treatment method is being used that has received prior U.S. Environmental Protection Agency (EPA) approval.	<input type="checkbox"/> Yes <input type="checkbox"/> No

Application Area-Wide Applicability Determinations and General Information
Form OP-REQ1 (Page 27)
Federal Operating Permit Program
Texas Commission on Environmental Quality

Date	Permit No.	Regulated Entity No.
02/02/2026	TBD	RN100219310

- ◆ For SOP applications, answer ALL questions unless otherwise directed.
- ◆ For GOP applications, answer ONLY these questions unless otherwise directed.

VII. Title 40 Code of Federal Regulations Part 61 - National Emission Standards for Hazardous Air Pollutants (continued)	
E. Subpart M - National Emission Standard for Asbestos (continued)	
<i>Manufacturing Commercial Asbestos (continued)</i>	
c. Asbestos-containing waste material is processed into non-friable forms.	<input type="checkbox"/> Yes <input type="checkbox"/> No
d. Asbestos-containing waste material is adequately wetted.	<input type="checkbox"/> Yes <input type="checkbox"/> No
e. Alternative filtering equipment is being used that has received EPA approval.	<input type="checkbox"/> Yes <input type="checkbox"/> No
f. A high efficiency particulate air (HEPA) filter is being used that is certified to be at least 99.97% efficient for 0.3-micron particles	<input type="checkbox"/> Yes <input type="checkbox"/> No
g. The EPA has authorized the use of wet collectors designed to operate with a unit contacting energy of at least 9.95 kilopascals.	<input type="checkbox"/> Yes <input type="checkbox"/> No
<i>Asbestos Spray Application</i>	
4. The application area includes operations in which asbestos-containing materials are spray applied. <i>If the response to Question VII.E.4 is "No," go to Question VII.E.5.</i>	<input type="checkbox"/> Yes <input type="checkbox"/> No
a. Asbestos fibers are encapsulated with a bituminous or resinous binder during spraying and are not friable after drying. <i>If the response to Question VII.E.4.a is "Yes," go to Question VII.E.5.</i>	<input type="checkbox"/> Yes <input type="checkbox"/> No
b. Spray-on applications on buildings, structures, pipes, and conduits do not use material containing more than 1% asbestos.	<input type="checkbox"/> Yes <input type="checkbox"/> No
c. An alternative emission control and waste treatment method is being used that has received prior EPA approval.	<input type="checkbox"/> Yes <input type="checkbox"/> No

Application Area-Wide Applicability Determinations and General Information
Form OP-REQ1 (Page 28)
Federal Operating Permit Program
Texas Commission on Environmental Quality

Date	Permit No.	Regulated Entity No.
02/02/2026	TBD	RN100219310

For SOP applications, answer ALL questions unless otherwise directed.

◆ For GOP applications, answer ONLY these questions unless otherwise directed.

VII. Title 40 Code of Federal Regulations Part 61 - National Emission Standards for Hazardous Air Pollutants (continued)	
E. Subpart M - National Emission Standard for Asbestos (continued)	
<i>Asbestos Spray Application (continued)</i>	
d. Asbestos-containing waste material is processed into non-friable forms.	<input type="checkbox"/> Yes <input type="checkbox"/> No
e. Asbestos-containing waste material is adequately wetted.	<input type="checkbox"/> Yes <input type="checkbox"/> No
f. Alternative filtering equipment is being used that has received EPA approval.	<input type="checkbox"/> Yes <input type="checkbox"/> No
g. A HEPA filter is being used that is certified to be at least 99.97% efficient for 0.3-micron particles.	<input type="checkbox"/> Yes <input type="checkbox"/> No
h. The EPA has authorized the use of wet collectors designed to operate with a unit contacting energy of at least 9.95 kilopascals.	<input type="checkbox"/> Yes <input type="checkbox"/> No
<i>Fabricating Commercial Asbestos</i>	
5. The application area includes a fabricating operation using commercial asbestos. <i>If the response to Question VII.E.5 is "No," go to Question VII.E.6.</i>	<input type="checkbox"/> Yes <input type="checkbox"/> No
a. Visible emissions are discharged to outside air from the manufacturing operation.	<input type="checkbox"/> Yes <input type="checkbox"/> No
b. An alternative emission control and waste treatment method is being used that has received prior EPA approval.	<input type="checkbox"/> Yes <input type="checkbox"/> No
c. Asbestos-containing waste material is processed into non-friable forms.	<input type="checkbox"/> Yes <input type="checkbox"/> No
d. Asbestos-containing waste material is adequately wetted.	<input type="checkbox"/> Yes <input type="checkbox"/> No
e. Alternative filtering equipment is being used that has received EPA approval.	<input type="checkbox"/> Yes <input type="checkbox"/> No

Application Area-Wide Applicability Determinations and General Information
Form OP-REQ1 (Page 29)
Federal Operating Permit Program
Texas Commission on Environmental Quality

Date	Permit No.	Regulated Entity No.
02/02/2026	TBD	RN100219310

For SOP applications, answer ALL questions unless otherwise directed.

◆ For GOP applications, answer ONLY these questions unless otherwise directed.

VII. Title 40 Code of Federal Regulations Part 61 - National Emission Standards for Hazardous Air Pollutants (continued)	
E. Subpart M - National Emission Standard for Asbestos (continued)	
<i>Fabricating Commercial Asbestos (continued)</i>	
f. A HEPA filter is being used that is certified to be at least 99.97% efficient for 0.3-micron particles.	<input type="checkbox"/> Yes <input type="checkbox"/> No
g. The EPA has authorized the use of wet collectors designed to operate with a unit contacting energy of at least 9.95 kilopascals.	<input type="checkbox"/> Yes <input type="checkbox"/> No
<i>Non-sprayed Asbestos Insulation</i>	
6. The application area includes insulating materials (other than spray applied insulating materials) that are either molded and friable or wet-applied and friable after drying.	<input type="checkbox"/> Yes <input type="checkbox"/> No
<i>Asbestos Conversion</i>	
7. The application area includes operations that convert regulated asbestos-containing material and asbestos-containing waste material into nonasbestos (asbestos-free) material.	<input type="checkbox"/> Yes <input type="checkbox"/> No
F. Subpart P - National Emission Standard for Inorganic Arsenic Emissions from Arsenic Trioxide and Metallic Arsenic Production Facilities	
1. The application area is located at a metallic arsenic production plant or at an arsenic trioxide plant that processes low-grade arsenic bearing materials by a roasting condensation process.	<input type="checkbox"/> Yes <input checked="" type="checkbox"/> No
G. Subpart BB - National Emission Standard for Benzene Emissions from Benzene Transfer Operations	
1. The application area is located at a benzene production facility and/or bulk terminal. <i>If the response to Question VII.G.1 is "No," go to Section VII.H.</i>	<input type="checkbox"/> Yes <input checked="" type="checkbox"/> No
2. The application area includes benzene transfer operations at marine vessel loading racks.	<input type="checkbox"/> Yes <input type="checkbox"/> No

Application Area-Wide Applicability Determinations and General Information
Form OP-REQ1 (Page 30)
Federal Operating Permit Program
Texas Commission on Environmental Quality

Date	Permit No.	Regulated Entity No.
02/02/2026	TBD	RN100219310

For SOP applications, answer ALL questions unless otherwise directed.

◆ For GOP applications, answer ONLY these questions unless otherwise directed.

VII. Title 40 Code of Federal Regulations Part 61 - National Emission Standards for Hazardous Air Pollutants (continued)		
G. Subpart BB - National Emission Standard for Benzene Emissions from Benzene Transfer Operations (continued)		
3.	The application area includes benzene transfer operations at railcar loading racks.	<input type="checkbox"/> Yes <input type="checkbox"/> No
4.	The application area includes benzene transfer operations at tank-truck loading racks.	<input type="checkbox"/> Yes <input type="checkbox"/> No
H. Subpart FF - National Emission Standard for Benzene Waste Operations		
<i>Applicability</i>		
1.	The application area includes a chemical manufacturing plant, coke by-product recovery plant, or petroleum refinery facility as defined in § 61.341.	<input checked="" type="checkbox"/> Yes <input type="checkbox"/> No
2.	The application area is located at a hazardous waste treatment, storage, and disposal (TSD) facility site as described in 40 CFR § 61.340(b). <i>If the responses to Questions VII.H.1 and VII.H.2 are both "No," go to Section VIII.</i>	<input type="checkbox"/> Yes <input checked="" type="checkbox"/> No
3.	The application area is located at a site that has no benzene onsite in wastes, products, byproducts, or intermediates. <i>If the response to Question VII.H.3 is "Yes," go to Section VIII.</i>	<input type="checkbox"/> Yes <input checked="" type="checkbox"/> No
4.	The application area is located at a site having a total annual benzene quantity from facility waste less than 1 megagram per year (Mg/yr). <i>If the response to Question VII.H.4 is "Yes," go to Section VIII</i>	<input type="checkbox"/> Yes <input checked="" type="checkbox"/> No
5.	The application area is located at a site having a total annual benzene quantity from facility waste greater than or equal to 1 Mg/yr but less than 10 Mg/yr. <i>If the response to Question VII.H.5 is "Yes," go to Section VIII.</i>	<input type="checkbox"/> Yes <input checked="" type="checkbox"/> No

Application Area-Wide Applicability Determinations and General Information
Form OP-REQ1 (Page 31)
Federal Operating Permit Program
Texas Commission on Environmental Quality

Date	Permit No.	Regulated Entity No.
02/02/2026	TBD	RN100219310

For SOP applications, answer ALL questions unless otherwise directed.

◆ For GOP applications, answer ONLY these questions unless otherwise directed.

VII. Title 40 Code of Federal Regulations Part 61 - National Emission Standards for Hazardous Air Pollutants (continued)	
H. Subpart FF - National Emission Standard for Benzene Waste Operations (continued)	
<i>Applicability (continued)</i>	
6. The flow-weighted annual average benzene concentration of each waste stream at the site is based on documentation.	<input type="checkbox"/> Yes <input checked="" type="checkbox"/> No
7. The application area has waste streams with flow-weighted annual average water content of 10% or greater.	<input checked="" type="checkbox"/> Yes <input type="checkbox"/> No
<i>Waste Stream Exemptions</i>	
8. The application area has waste streams that meet the exemption specified in 40 CFR § 61.342(c)(2) (the flow-weighted annual average benzene concentration is less than 10 ppmw).	<input type="checkbox"/> Yes <input checked="" type="checkbox"/> No
9. The application area has waste streams that meet the exemption specified in 40 CFR § 61.342(c)(3) because process wastewater has a flow rate less than 0.02 liters per minute or an annual wastewater quantity less than 10 Mg/yr.	<input type="checkbox"/> Yes <input checked="" type="checkbox"/> No
10. The application area has waste streams that meet the exemption specified in 40 CFR § 61.342(c)(3) because the total annual benzene quantity is less than or equal to 2 Mg/yr.	<input type="checkbox"/> Yes <input checked="" type="checkbox"/> No
11. The application area transfers waste off-site for treatment by another facility.	<input checked="" type="checkbox"/> Yes <input type="checkbox"/> No
12. The application area is complying with 40 CFR § 61.342(d).	<input type="checkbox"/> Yes <input checked="" type="checkbox"/> No
13. The application area is complying with 40 CFR § 61.342(e). <i>If the response to Question VII.H.13 is "No," go to Question VII.H.15.</i>	<input checked="" type="checkbox"/> Yes <input type="checkbox"/> No
14. The application area has facility waste with a flow weighted annual average water content of less than 10%.	<input checked="" type="checkbox"/> Yes <input type="checkbox"/> No

Application Area-Wide Applicability Determinations and General Information
Form OP-REQ1 (Page 32)
Federal Operating Permit Program
Texas Commission on Environmental Quality

Date	Permit No.	Regulated Entity No.
02/02/2026	TBD	RN100219310

For SOP applications, answer ALL questions unless otherwise directed.

◆ For GOP applications, answer ONLY these questions unless otherwise directed.

VII. Title 40 Code of Federal Regulations Part 61 - National Emission Standards for Hazardous Air Pollutants (continued)	
H. Subpart FF - National Emission Standard for Benzene Waste Operations (continued)	
<i>Container Requirements</i>	
15. The application area has containers, as defined in 40 CFR § 61.341, that receive non-exempt benzene waste. <i>If the response to Question VII.H.15 is "No," go to Question VII.H.18.</i>	<input checked="" type="checkbox"/> Yes <input type="checkbox"/> No
16. The application area is an alternate means of compliance to meet the 40 CFR § 61.345 requirements for containers. <i>If the response to Question VII.H.16 is "Yes," go to Question VII.H.18.</i>	<input type="checkbox"/> Yes <input checked="" type="checkbox"/> No
17. Covers and closed-vent systems used for containers operate such that the container is maintained at a pressure less than atmospheric pressure.	<input type="checkbox"/> Yes <input checked="" type="checkbox"/> No
<i>Individual Drain Systems</i>	
18. The application area has individual drain systems, as defined in 40 CFR § 61.341, that receive or manage non-exempt benzene waste. <i>If the response to Question VII.H.18 is "No," go to Question VII.H.25.</i>	<input checked="" type="checkbox"/> Yes <input type="checkbox"/> No
19. The application area is using an alternate means of compliance to meet the 40 CFR § 61.346 requirements for individual drain systems. <i>If the response to Question VII.H.19 is "Yes," go to Question VII.H.25.</i>	<input type="checkbox"/> Yes <input checked="" type="checkbox"/> No
20. The application area has individual drain systems complying with 40 CFR § 61.346(a). <i>If the response to Question VII.H.20 is "No," go to Question VII.H.22.</i>	<input type="checkbox"/> Yes <input checked="" type="checkbox"/> No
21. Covers and closed-vent systems used for individual drain systems operate such that the individual drain system is maintained at a pressure less than atmospheric pressure.	<input type="checkbox"/> Yes <input type="checkbox"/> No

Application Area-Wide Applicability Determinations and General Information
Form OP-REQ1 (Page 33)
Federal Operating Permit Program
Texas Commission on Environmental Quality

Date	Permit No.	Regulated Entity No.
02/02/2026	TBD	RN100219310

For SOP applications, answer ALL questions unless otherwise directed.

◆ For GOP applications, answer ONLY these questions unless otherwise directed.

VII. Title 40 Code of Federal Regulations Part 61 - National Emission Standards for Hazardous Air Pollutants (continued)	
H. Subpart FF - National Emission Standard for Benzene Waste Operations (continued)	
<i>Individual Drain Systems (continued)</i>	
22. The application area has individual drain systems complying with 40 CFR § 61.346(b). <i>If the response to Question VII.H.22 is "No," go to Question VII.H.25.</i>	<input type="checkbox"/> Yes <input checked="" type="checkbox"/> No
23. Junction boxes in the individual drain systems are equipped with a system to prevent the flow of organic vapors from the junction box vent pipe to the atmosphere during normal operation.	<input type="checkbox"/> Yes <input type="checkbox"/> No
24. Junction box vent pipes in the individual drain systems are connected to a closed-vent system and control device.	<input type="checkbox"/> Yes <input type="checkbox"/> No
<i>Remediation Activities</i>	
25. Remediation activities take place at the application area subject to 40 CFR Part 61, Subpart FF.	<input checked="" type="checkbox"/> Yes <input type="checkbox"/> No
VIII. Title 40 Code of Federal Regulations Part 63 - National Emission Standards for Hazardous Air Pollutants for Source Categories	
A. Applicability	
◆ 1. The application area includes a unit(s) that is subject to one or more 40 CFR Part 63 subparts other than subparts made applicable by reference under subparts in 40 CFR Part 60, 61 or 63. <i>See instructions for 40 CFR Part 63 subparts made applicable only by reference.</i>	<input checked="" type="checkbox"/> Yes <input type="checkbox"/> No
B. Subpart F - National Emission Standards for Organic Hazardous Air Pollutants from the Synthetic Organic Chemical Manufacturing Industry	
1. The application area is located at a plant site that is a major source as defined in the Federal Clean Air Act § 112(a). <i>If the response to Question VIII.B.1 is "No," go to Section VIII.D.</i>	<input checked="" type="checkbox"/> Yes <input type="checkbox"/> No

Application Area-Wide Applicability Determinations and General Information
Form OP-REQ1 (Page 34)
Federal Operating Permit Program
Texas Commission on Environmental Quality

Date	Permit No.	Regulated Entity No.
02/02/2026	TBD	RN100219310

For SOP applications, answer ALL questions unless otherwise directed.

◆ For GOP applications, answer ONLY these questions unless otherwise directed.

VIII. Title 40 Code of Federal Regulations Part 63 - National Emission Standards for Hazardous Air Pollutants for Source Categories (continued)	
B. Subpart F - National Emission Standards for Organic Hazardous Air Pollutants from the Synthetic Organic Chemical Manufacturing Industry (continued)	
<p>2. The application area is located at a site that includes at least one chemical manufacturing process unit, as defined in 40 CFR § 63.101, that manufactures as a primary product one or more of the chemicals listed in 40 CFR § 63.100(b)(1)(i) or (b)(1)(ii). <i>If the response to Question VIII.B.2 is "No," go to Section VIII.D.</i></p>	<input type="checkbox"/> Yes <input checked="" type="checkbox"/> No
<p>3. The application area is located at a site that includes at least one chemical manufacturing process unit, as defined in 40 CFR § 63.101, that manufactures as a primary product one or more of the chemicals listed in 40 CFR § 63.100(b)(1)(i) or (b)(1)(ii) and uses as a reactant or manufactures as a product, or co-product, one or more of the organic hazardous air pollutants listed in table 2 of 40 CFR Part 63, Subpart F.</p>	<input type="checkbox"/> Yes <input type="checkbox"/> No
<p>4. The application area includes a chemical manufacturing process unit, as defined in 40 CFR § 63.101, that manufactures as a primary product one or more of the chemicals listed in 40 CFR § 63.100(b)(1)(i) or (b)(1)(ii) and uses as a reactant or manufactures as a product, or co-product, one or more of the organic hazardous air pollutants listed in table 2 of 40 CFR Part 63, Subpart F.</p>	<input type="checkbox"/> Yes <input type="checkbox"/> No
<p>5. The application area includes a chemical manufacturing process unit, as defined in 40 CFR § 63.101, that manufactures as a primary product one or more of the chemicals listed in 40 CFR § 63.100(b)(1)(i) or (b)(1)(ii) and does <u>not</u> use as a reactant or manufacture as a product, or co-product, one or more of the organic hazardous air pollutants listed in table 2 of 40 CFR Part 63, Subpart F. <i>If the response to Questions VIII.B.3, B.4 and B.5 are all "No," go to Section VIII.D.</i></p>	<input type="checkbox"/> Yes <input type="checkbox"/> No

Application Area-Wide Applicability Determinations and General Information
Form OP-REQ1 (Page 35)
Federal Operating Permit Program
Texas Commission on Environmental Quality

Date	Permit No.	Regulated Entity No.
02/02/2026	TBD	RN100219310

For SOP applications, answer ALL questions unless otherwise directed.

◆ For GOP applications, answer ONLY these questions unless otherwise directed.

VIII. Title 40 Code of Federal Regulations Part 63 - National Emission Standards for Hazardous Air Pollutants for Source Categories (continued)		
C. Subpart G - National Emission Standards for Organic Hazardous Air Pollutants from the Synthetic Organic Chemical Manufacturing Industry for Process Vents, Storage Vessels, Transfer Operations, and Wastewater		
<i>Applicability</i>		
1.	The application area is located at a site that is subject to 40 CFR 63, Subpart F and the application area includes process vents, storage vessels, transfer racks, or waste streams associated with a chemical manufacturing process subject to 40 CFR 63, Subpart F. <i>If the response to Question VIII.C.1 is "No," go to Section VIII.D.</i>	<input type="checkbox"/> Yes <input type="checkbox"/> No
2.	The application area includes fixed roofs, covers, and/or enclosures that are required to comply with 40 CFR § 63.148.	<input type="checkbox"/> Yes <input type="checkbox"/> No
3.	The application area includes vapor collection systems or closed-vent systems that are required to comply with 40 CFR § 63.148. <i>If the response to Question VIII.C.3 is "No," go to Question VIII.C.8.</i>	<input type="checkbox"/> Yes <input type="checkbox"/> No
4.	The application area includes vapor collection systems or closed-vent systems that are constructed of hard piping.	<input type="checkbox"/> Yes <input type="checkbox"/> No
5.	The application area includes vapor collection systems or closed-vent systems that contain bypass lines that could divert a vent stream away from a control device and to the atmosphere. <i>If the response to Question VIII.C.5 is "No," go to Question VIII.C.8.</i>	<input type="checkbox"/> Yes <input type="checkbox"/> No
<i>Vapor Collection and Closed Vent Systems</i>		
6.	Flow indicators are installed, calibrated, maintained, and operated at the entrances to bypass lines in the application area.	<input type="checkbox"/> Yes <input type="checkbox"/> No
7.	Bypass lines in the application area are secured in the closed position with a car-seal or a lock-and-key type configuration.	<input type="checkbox"/> Yes <input type="checkbox"/> No

Application Area-Wide Applicability Determinations and General Information
Form OP-REQ1 (Page 36)
Federal Operating Permit Program
Texas Commission on Environmental Quality

Date	Permit No.	Regulated Entity No.
02/02/2026	TBD	RN100219310

For SOP applications, answer ALL questions unless otherwise directed.

◆ For GOP applications, answer ONLY these questions unless otherwise directed.

VIII. Title 40 Code of Federal Regulations Part 63 - National Emission Standards for Hazardous Air Pollutants for Source Categories (continued)	
C. Subpart G - National Emission Standards for Organic Hazardous Air Pollutants from the Synthetic Organic Chemical Manufacturing Industry for Process Vents, Storage Vessels, Transfer Operations, and Wastewater (continued)	
<i>Reloading or Cleaning of Railcars, Tank Trucks, or Barges</i>	
8. The application area includes reloading and/or cleaning of railcars, tank trucks, or barges that deliver HAPs to a storage tank. <i>If the response to Question VIII.C.8 is "No," go to Question VIII.C.11.</i>	<input type="checkbox"/> Yes <input type="checkbox"/> No
9. The application area includes operations that are complying with § 63.119(g)(6) through the use of a closed-vent system with a control device used to reduce inlet emissions of HAPs by at least 95 percent by weight or greater.	<input type="checkbox"/> Yes <input type="checkbox"/> No
10. The application area includes operations that are complying with § 63.119(g)(6) through the use of a vapor balancing system.	<input type="checkbox"/> Yes <input type="checkbox"/> No
<i>Transfer Racks</i>	
11. The application area includes Group 1 transfer racks that load organic HAPs.	<input type="checkbox"/> Yes <input type="checkbox"/> No
<i>Process Wastewater Streams</i>	
12. The application area includes process wastewater streams. <i>If the response to Question VIII.C.12 is "No," go to Question VIII.C.34.</i>	<input type="checkbox"/> Yes <input type="checkbox"/> No
13. The application area includes process wastewater streams that are also subject to the provisions of 40 CFR Part 61, Subpart FF. <i>If the response to Question VIII.C.13 is "No," go to Question VIII.C.15.</i>	<input type="checkbox"/> Yes <input type="checkbox"/> No
14. The application area includes process wastewater streams that are complying with 40 CFR §§ 63.110(e)(1)(i) and (e)(1)(ii).	<input type="checkbox"/> Yes <input type="checkbox"/> No
15. The application area includes process wastewater streams that are also subject to the provisions of 40 CFR Part 61, Subpart F. <i>If the response to Question VIII.C.15 is "No," go to Question VIII.C.17.</i>	<input type="checkbox"/> Yes <input type="checkbox"/> No

Application Area-Wide Applicability Determinations and General Information
Form OP-REQ1 (Page 37)
Federal Operating Permit Program
Texas Commission on Environmental Quality

Date	Permit No.	Regulated Entity No.
02/02/2026	TBD	RN100219310

For SOP applications, answer ALL questions unless otherwise directed.

◆ For GOP applications, answer ONLY these questions unless otherwise directed.

VIII. Title 40 Code of Federal Regulations Part 63 - National Emission Standards for Hazardous Air Pollutants for Source Categories (continued)	
C. Subpart G - National Emission Standards for Organic Hazardous Air Pollutants from the Synthetic Organic Chemical Manufacturing Industry for Process Vents, Storage Vessels, Transfer Operations, and Wastewater (continued)	
<i>Process Wastewater Streams (continued)</i>	
16. The application area includes process wastewater streams utilizing the compliance option specified in 40 CFR § 63.110(f)(4)(ii).	<input type="checkbox"/> Yes <input type="checkbox"/> No
17. The application area includes process wastewater streams that are also subject to the provisions of 40 CFR Parts 260 through 272. <i>If the response to Question VIII.C.17 is "No," go to Question VIII.C.20.</i>	<input type="checkbox"/> Yes <input type="checkbox"/> No
18. The application area includes process wastewater streams complying with 40 CFR § 63.110(e)(2)(i).	<input type="checkbox"/> Yes <input type="checkbox"/> No
19. The application are includes process wastewater streams complying with 40 CFR § 63.110(e)(2)(ii).	<input type="checkbox"/> Yes <input type="checkbox"/> No
20. The application area includes process wastewater streams, located at existing sources, that are designated as Group 1; are required to be treated as Group 1 under 40 CFR § 63.110; or are determined to be Group 1 for Table 9 compounds.	<input type="checkbox"/> Yes <input type="checkbox"/> No
21. The application area includes process wastewater streams, located at existing sources that are Group 2.	<input type="checkbox"/> Yes <input type="checkbox"/> No
22. The application area includes process wastewater streams, located at new sources, that are designated as Group 1; required to be treated as Group 1 under 40 CFR § 63.110; or are determined to be Group 1 for Table 8 or Table 9 compounds.	<input type="checkbox"/> Yes <input type="checkbox"/> No
23. The application area includes process wastewater streams, located at new sources that are Group 2 for both Table 8 and Table 9 compounds.	<input type="checkbox"/> Yes <input type="checkbox"/> No

Application Area-Wide Applicability Determinations and General Information
Form OP-REQ1 (Page 38)
Federal Operating Permit Program
Texas Commission on Environmental Quality

Date	Permit No.	Regulated Entity No.
02/02/2026	TBD	RN100219310

For SOP applications, answer ALL questions unless otherwise directed.

◆ For GOP applications, answer ONLY these questions unless otherwise directed.

VIII. Title 40 Code of Federal Regulations Part 63 - National Emission Standards for Hazardous Air Pollutants for Source Categories (continued)	
C. Subpart G - National Emission Standards for Organic Hazardous Air Pollutants from the Synthetic Organic Chemical Manufacturing Industry for Process Vents, Storage Vessels, Transfer Operations, and Wastewater (continued)	
<i>Process Wastewater Streams (continued)</i>	
24. All Group 1 wastewater streams at the site are demonstrated to have a total source mass flow rate of less than 1 MG/yr. <i>If the response to Question VIII.C.24 is "Yes," go to Question VIII.C.34.</i>	<input type="checkbox"/> Yes <input type="checkbox"/> No
25. The site has untreated and/or partially treated Group 1 wastewater streams demonstrated to have a total source mass flow rate of less than 1 MG/yr. <i>If the response to Question VIII.C.25 is "No," go to Question VIII.C.27.</i>	<input type="checkbox"/> Yes <input type="checkbox"/> No
26. The application area includes waste management units that receive or manage a partially treated Group 1 wastewater stream prior to or during treatment.	<input type="checkbox"/> Yes <input type="checkbox"/> No
27. Group 1 wastewater streams or residual removed from Group 1 wastewater streams are transferred to an on-site treatment operation that is not owned or operated by the owner or operator of the source generating the waste stream or residual.	<input type="checkbox"/> Yes <input type="checkbox"/> No
28. Group 1 wastewater streams or residual removed from Group 1 wastewater streams are transferred to an off-site treatment operation. <i>If the responses to Questions VIII.C.27 - VIII.C.28 are both "No," go to Question VIII.C.30.</i>	<input type="checkbox"/> Yes <input type="checkbox"/> No
29. The application area includes waste management units that receive or manage a Group 1 wastewater stream, or a residual removed from a Group 1 wastewater stream prior to shipment or transport.	<input type="checkbox"/> Yes <input type="checkbox"/> No
30. The application area includes containers that receive, manage, or treat a Group 1 wastewater stream or a residual removed from a Group 1 wastewater stream.	<input type="checkbox"/> Yes <input type="checkbox"/> No

Application Area-Wide Applicability Determinations and General Information
Form OP-REQ1 (Page 39)
Federal Operating Permit Program
Texas Commission on Environmental Quality

Date	Permit No.	Regulated Entity No.
02/02/2026	TBD	RN100219310

For SOP applications, answer ALL questions unless otherwise directed.

◆ For GOP applications, answer ONLY these questions unless otherwise directed.

VIII. Title 40 Code of Federal Regulations Part 63 - National Emission Standards for Hazardous Air Pollutants for Source Categories (continued)	
C. Subpart G - National Emission Standards for Organic Hazardous Air Pollutants from the Synthetic Organic Chemical Manufacturing Industry for Process Vents, Storage Vessels, Transfer Operations, and Wastewater (continued)	
<i>Drains</i>	
<p>31. The application area includes individual drain systems that receive or manage a Group 1 wastewater stream, or a residual removed from a Group 1 wastewater stream. <i>If the response to Question VIII.C.31 is "No," go to Question VIII.C.34.</i></p>	<input type="checkbox"/> Yes <input type="checkbox"/> No
<p>32. The application area includes individual drain systems that are complying with 40 CFR § 63.136 through the use of cover and, if vented, closed vent systems and control devices.</p>	<input type="checkbox"/> Yes <input type="checkbox"/> No
<p>33. The application area includes individual drain systems that are complying with 40 CFR § 63.136 through the use of water seals or tightly fitting caps or plugs.</p>	<input type="checkbox"/> Yes <input type="checkbox"/> No
<p>34. The application area includes drains, drain hubs, manholes, lift stations, trenches, or pipes that are part of a chemical manufacturing process unit that meets the criteria of 40 CFR § 63.100(b). <i>If the response to Question VIII.C.34 is "No," go to Question VIII.C.39.</i></p>	<input type="checkbox"/> Yes <input type="checkbox"/> No
<p>35. The application area includes drains, drain hubs, manholes, lift stations, trenches or pipes (that are part of a chemical manufacturing process unit) that meet the criteria listed in 40 CFR § 63.149(d). <i>If the response to Question VIII.C.35 is "No," go to Question VIII.C.39.</i></p>	<input type="checkbox"/> Yes <input type="checkbox"/> No
<p>36. The application area includes drains, drain hubs, manholes, lift stations, trenches, or pipes that convey water with a total annual average concentration greater than or equal to 10,000 parts per million by weight of compounds listed in 40 CFR Part 63 Subpart G, Table 9, at any flow rate.</p>	<input type="checkbox"/> Yes <input type="checkbox"/> No

Application Area-Wide Applicability Determinations and General Information
Form OP-REQ1 (Page 40)
Federal Operating Permit Program
Texas Commission on Environmental Quality

Date	Permit No.	Regulated Entity No.
02/02/2026	TBD	RN100219310

For SOP applications, answer ALL questions unless otherwise directed.

◆ For GOP applications, answer ONLY these questions unless otherwise directed.

VIII. Title 40 Code of Federal Regulations Part 63 - National Emission Standards for Hazardous Air Pollutants for Source Categories (continued)	
C. Subpart G-National Emission Standards for Organic Hazardous Air Pollutants from the Synthetic Organic Chemical Manufacturing Industry for Process Vents, Storage Vessels, Transfer Operation, and Wastewater (continued)	
<i>Drains (continued)</i>	
37. The application area includes drains, drain hubs, manholes, lift stations, trenches or pipes that convey water with a total annual average concentration greater than or equal to 1,000 parts per million by weight of compounds listed in 40 CFR Part 63 Subpart G, Table 9, at an annual average flow rate greater than or equal to 10 liters per minute.	<input type="checkbox"/> Yes <input type="checkbox"/> No
38. The application area includes drains, drain hubs, manholes, lift stations, trenches or pipes that are part of a chemical manufacturing process unit that is subject to the new source requirements of 40 CFR § 63.100(l)(1) or (l)(2); and the equipment conveys water with a total annual average concentration greater than or equal to 10 parts per million by weight of compounds listed in 40 CFR Part 63 Subpart G, Table 8, at an average annual flow rate greater than or equal to 0.02 liter per minute.	<input type="checkbox"/> Yes <input type="checkbox"/> No
<i>Gas Streams</i>	
39. The application area includes gas streams meeting the characteristics of 40 CFR § 63.107(b) - (h) or the criteria of 40 CFR § 63.113(i) and are transferred to a control device not owned or operated by the applicant.	<input type="checkbox"/> Yes <input type="checkbox"/> No
40. The applicant is unable to comply with 40 CFR §§ 63.113 - 63.118 for one or more reasons described in 40 CFR § 63.100(q)(1), (3), or (5).	<input type="checkbox"/> Yes <input type="checkbox"/> No
D. Subpart N - National Emission Standards for Chromium Emissions From Hard and Decorative Chromium Electroplating and Chromium Anodizing Tanks	
1. The application area includes chromium electroplating or chromium anodizing tanks located at hard chromium electroplating, decorative chromium electroplating, and/or chromium anodizing operations.	<input type="checkbox"/> Yes <input checked="" type="checkbox"/> No

Application Area-Wide Applicability Determinations and General Information
Form OP-REQ1 (Page 41)
Federal Operating Permit Program
Texas Commission on Environmental Quality

Date	Permit No.	Regulated Entity No.
02/02/2026	TBD	RN100219310

For SOP applications, answer ALL questions unless otherwise directed.

◆ For GOP applications, answer ONLY these questions unless otherwise directed.

VIII. Title 40 Code of Federal Regulations Part 63 - National Emission Standards for Hazardous Air Pollutants for Source Categories (continued)		
E. Subpart O - Ethylene Oxide Emissions Standards for Sterilization Facilities		
1. The application area includes sterilization facilities where ethylene oxide is used in the sterilization or fumigation of materials. <i>If the response to Question VIII.E.1 is "No," go to Section VIII.F.</i>		<input type="checkbox"/> Yes <input checked="" type="checkbox"/> No
2. Sterilization facilities located in the application area are subject to 40 CFR Part 63, Subpart O. <i>If the response to Question VIII.E.2 is "No," go to Section VIII.F.</i>		<input type="checkbox"/> Yes <input type="checkbox"/> No
3. The sterilization source has used less than 1 ton (907 kg) of ethylene oxide within all consecutive 12-month periods after December 6, 1996.		<input type="checkbox"/> Yes <input type="checkbox"/> No
4. The sterilization source has used less than 10 tons (9070 kg) of ethylene oxide within all consecutive 12-month periods after December 6, 1996.		<input type="checkbox"/> Yes <input type="checkbox"/> No
F. Subpart Q - National Emission Standards for Industrial Process Cooling Towers		
1. The application area includes industrial process cooling towers. <i>If the response to Question VIII.F.1 is "No," go to Section VIII.G.</i>		<input checked="" type="checkbox"/> Yes <input type="checkbox"/> No
2. Chromium-based water treatment chemicals have been used on or after September 8, 1994.		<input type="checkbox"/> Yes <input checked="" type="checkbox"/> No
G. Subpart R - National Emission Standards for Gasoline Distribution Facilities (Bulk Gasoline Terminals and Pipeline Breakout Stations)		
1. The application area includes a bulk gasoline terminal.		<input type="checkbox"/> Yes <input checked="" type="checkbox"/> No
2. The application area includes a pipeline breakout station. <i>If the responses to Questions VIII.G.1 and VIII.G.2 are both "No," go to Section VIII.H.</i>		<input type="checkbox"/> Yes <input checked="" type="checkbox"/> No
3. The bulk gasoline terminal or pipeline breakout station is located within a contiguous area and under common control with another bulk gasoline terminal or a pipeline breakout station. <i>If the response to Question VIII.G.3 is "Yes," go to Question VIII.G.10.</i>		<input type="checkbox"/> Yes <input type="checkbox"/> No

Application Area-Wide Applicability Determinations and General Information
Form OP-REQ1 (Page 42)
Federal Operating Permit Program
Texas Commission on Environmental Quality

Date	Permit No.	Regulated Entity No.
02/02/2026	TBD	RN100219310

For SOP applications, answer ALL questions unless otherwise directed.

◆ For GOP applications, answer ONLY these questions unless otherwise directed.

VIII. Title 40 Code of Federal Regulations Part 63 - National Emission Standards for Hazardous Air Pollutants for Source Categories (continued)		
G. Subpart R - National Emission Standards for Gasoline Distribution Facilities (Bulk Gasoline Terminals and Pipeline Breakout Stations) (continued)		
4.	The bulk gasoline terminal or pipeline breakout station is located within a contiguous area and under common control with sources, other than bulk gasoline terminals or pipeline breakout stations that emit or have the potential to emit HAPs. <i>If the response to Question VIII.G.4 is "Yes," go to Question VIII.G.10.</i>	<input type="checkbox"/> Yes <input type="checkbox"/> No
5.	An emissions screening factor was calculated for the bulk gasoline terminal or pipeline breakout station. <i>If the response to Question VIII.G.5 is "No," go to Question VIII.G.10.</i>	<input type="checkbox"/> Yes <input type="checkbox"/> No
6.	The value 0.04(OE) is less than 5% of the value of the bulk gasoline terminal emissions screening factor (ET) or the pipeline breakout station emissions screening factor (Ep). <i>If the response to Question VIII.G.6 is "No," go to Question VIII.G.10.</i>	<input type="checkbox"/> Yes <input type="checkbox"/> No
7.	Emissions screening factor less than 0.5 (ET or EP < 0.5). <i>If the response to Question VIII.G.7 is "Yes," go to Section VIII.H.</i>	<input type="checkbox"/> Yes <input type="checkbox"/> No
8.	Emissions screening factor greater than or equal to 0.5, but less than 1.0 (0.5 ≤ ET or EP < 1.0). <i>If the response to Question VIII.G.8 is "Yes," go to Section VIII.H.</i>	<input type="checkbox"/> Yes <input type="checkbox"/> No
9.	Emissions screening factor greater than or equal to 1.0 (ET or EP ≥ 1.0). <i>If the response to Question VIII.G.9 is "Yes," go to Question VIII.G.11.</i>	<input type="checkbox"/> Yes <input type="checkbox"/> No
10.	The site at which the application area is located is a major source of HAP. <i>If the response to Question VIII.G.10 is "No," go to Section VIII.H.</i>	<input type="checkbox"/> Yes <input type="checkbox"/> No
11.	The application area is using an alternative leak monitoring program as described in 40 CFR § 63.424(f).	<input type="checkbox"/> Yes <input type="checkbox"/> No

Application Area-Wide Applicability Determinations and General Information
Form OP-REQ1 (Page 43)
Federal Operating Permit Program
Texas Commission on Environmental Quality

Date	Permit No.	Regulated Entity No.
02/02/2026	TBD	RN100219310

For SOP applications, answer ALL questions unless otherwise directed.

◆ For GOP applications, answer ONLY these questions unless otherwise directed.

VIII. Title 40 Code of Federal Regulations Part 63 - National Emission Standards for Hazardous Air Pollutants for Source Categories (continued)	
H. Subpart S - National Emission Standards for Hazardous Air Pollutants from the Pulp and Paper Industry	
<p>1. The application area includes processes that produce pulp, paper, or paperboard and are located at a plant site that is a major source of HAPs as defined in 40 CFR § 63.2. <i>If the response to Question VIII.H.1 is "No," go to Section VIII.I.</i></p>	<input type="checkbox"/> Yes <input checked="" type="checkbox"/> No
<p>2. The application area uses processes and materials specified in 40 CFR § 63.440(a)(1) - (3). <i>If the response to Question VIII.H.2 is "No," go to Section VIII.I.</i></p>	<input type="checkbox"/> Yes <input type="checkbox"/> No
<p>3. The application area includes one or more sources subject to 40 CFR Part 63, Subpart S that are existing sources. <i>If the response to Question VIII.H.3 is "No," go to Section VIII.I.</i></p>	<input type="checkbox"/> Yes <input type="checkbox"/> No
<p>4. The application area includes one or more kraft pulping systems that are existing sources.</p>	<input type="checkbox"/> Yes <input type="checkbox"/> No
<p>5. The application area includes one or more dissolving-grade bleaching systems that are existing sources at a kraft or sulfite pulping mill.</p>	<input type="checkbox"/> Yes <input type="checkbox"/> No
<p>6. The application area includes bleaching systems that are existing sources and are complying with the Voluntary Advanced Technology Incentives Program for Effluent Limitation Guidelines in 40 CFR § 430.24. <i>If the response to Question VIII.H.6 is "No," go to Section VIII.I.</i></p>	<input type="checkbox"/> Yes <input type="checkbox"/> No
<p>7. The application area includes bleaching systems that are complying with 40 CFR § 63.440(d)(3)(i).</p>	<input type="checkbox"/> Yes <input type="checkbox"/> No
<p>8. The application area includes bleaching systems that are complying with 40 CFR § 63.440(d)(3)(ii).</p>	<input type="checkbox"/> Yes <input type="checkbox"/> No

Application Area-Wide Applicability Determinations and General Information
Form OP-REQ1 (Page 44)
Federal Operating Permit Program
Texas Commission on Environmental Quality

Date	Permit No.	Regulated Entity No.
02/02/2026	TBD	RN100219310

For SOP applications, answer ALL questions unless otherwise directed.

◆ For GOP applications, answer ONLY these questions unless otherwise directed.

VIII. Title 40 Code of Federal Regulations Part 63 - National Emission Standards for Hazardous Air Pollutants for Source Categories (continued)	
I. Subpart T - National Emission Standards for Halogenated Solvent Cleaning	
1. The application area includes an individual batch vapor, in-line vapor, in-line cold, and/or batch cold solvent cleaning machine that uses a hazardous air pollutant (HAP) solvent, or any combination of halogenated HAP solvents, in a total concentration greater than 5% by weight, as a cleaning and/or drying agent.	<input type="checkbox"/> Yes <input checked="" type="checkbox"/> No
2. The application area is located at a major source and includes solvent cleaning machines, qualifying as affected facilities, that use perchloroethylene, trichloroethylene or methylene chloride.	<input type="checkbox"/> Yes <input checked="" type="checkbox"/> No
3. The application area is located at an area source and includes solvent cleaning machines, other than cold batch cleaning machines, that use perchloroethylene, trichloroethylene or methylene chloride.	<input type="checkbox"/> Yes <input checked="" type="checkbox"/> No
J. Subpart U - National Emission Standards for Hazardous Air Pollutant Emissions: Group 1 Polymers and Resins	
1. The application area includes elastomer product process units and/or wastewater streams and wastewater operations that are associated with elastomer product process units. <i>If the response to Question VIII.J.1 is "No," go to Section VIII.K.</i>	<input type="checkbox"/> Yes <input checked="" type="checkbox"/> No
2. Elastomer product process units and/or wastewater streams and wastewater operations located in the application area are subject to 40 CFR Part 63, Subpart U. <i>If the response to Question VIII.J.2 is "No," go to Section VIII.K.</i>	<input type="checkbox"/> Yes <input type="checkbox"/> No
3. The application area includes process wastewater streams that are designated as Group 1 or are determined to be Group 1 for organic HAPs as defined in 40 CFR § 63.482.	<input type="checkbox"/> Yes <input type="checkbox"/> No
4. The application area includes process wastewater streams that are Group 2 for organic HAPs as defined in 40 CFR § 63.482.	<input type="checkbox"/> Yes <input type="checkbox"/> No

Application Area-Wide Applicability Determinations and General Information
Form OP-REQ1 (Page 45)
Federal Operating Permit Program
Texas Commission on Environmental Quality

Date	Permit No.	Regulated Entity No.
02/02/2026	TBD	RN100219310

- ◆ For SOP applications, answer ALL questions unless otherwise directed.
- ◆ For GOP applications, answer ONLY these questions unless otherwise directed.

VIII. Title 40 Code of Federal Regulations Part 63 - National Emission Standards for Hazardous Air Pollutants for Source Categories (continued)		
J. Subpart U - National Emission Standards for Hazardous Air Pollutant Emissions: Group 1 Polymers and Resins (continued)		
5.	All Group 1 wastewater streams at the site are demonstrated to have a total source mass flow rate of less than 1 MG/yr. <i>If the response to Question VIII.J.5 is "Yes," go to Question VIII.J.15.</i>	<input type="checkbox"/> Yes <input type="checkbox"/> No
6.	The site has untreated and/or partially treated Group 1 wastewater streams demonstrated to have a total source mass flow rate of less than 1 MG/yr. <i>If the response to Question VIII.J.6 is "No," go to Question VIII.J.8.</i>	<input type="checkbox"/> Yes <input type="checkbox"/> No
7.	The application area includes waste management units that receive or manage a partially treated Group 1 wastewater stream prior to or during treatment.	<input type="checkbox"/> Yes <input type="checkbox"/> No
8.	Group 1 wastewater streams or residual removed from Group 1 wastewater streams are transferred to an on-site treatment operation that is not owned or operated by the owner or operator of the source generating the waste stream or residual.	<input type="checkbox"/> Yes <input type="checkbox"/> No
9.	Group 1 wastewater streams or residual removed from Group 1 wastewater streams are transferred to an off-site treatment operation. <i>If the responses to Questions VIII.J.8 - VIII.J.9 are both "No," go to Question VIII.J.11.</i>	<input type="checkbox"/> Yes <input type="checkbox"/> No
10.	The application area includes waste management units that receive or manage a Group 1 wastewater stream, or a residual removed from a Group 1 wastewater stream prior to shipment or transport.	<input type="checkbox"/> Yes <input type="checkbox"/> No

Application Area-Wide Applicability Determinations and General Information
Form OP-REQ1 (Page 46)
Federal Operating Permit Program
Texas Commission on Environmental Quality

Date	Permit No.	Regulated Entity No.
02/02/2026	TBD	RN100219310

For SOP applications, answer ALL questions unless otherwise directed.

◆ For GOP applications, answer ONLY these questions unless otherwise directed.

VIII. Title 40 Code of Federal Regulations Part 63 - National Emission Standards for Hazardous Air Pollutants for Source Categories (continued)	
J. Subpart U - National Emission Standards for Hazardous Air Pollutant Emissions: Group 1 Polymers and Resins (continued)	
<i>Containers</i>	
11. The application area includes containers that receive, manage, or treat a Group 1 wastewater stream or a residual removed from a Group 1 wastewater stream.	<input type="checkbox"/> Yes <input type="checkbox"/> No
<i>Drains</i>	
12. The application area includes individual drain systems that receive or manage a Group 1 wastewater stream, or a residual removed from a Group 1 wastewater stream. <i>If the response to Question VIII.J.12 is "No," go to Question VIII.J.15.</i>	<input type="checkbox"/> Yes <input type="checkbox"/> No
13. The application area includes individual drain systems that are complying with 40 CFR § 63.136 through the use of cover and, if vented, closed vent systems and control devices.	<input type="checkbox"/> Yes <input type="checkbox"/> No
14. The application area includes individual drain systems that are complying with 40 CFR § 63.136 through the use of water seals or tightly fitting caps or plugs.	<input type="checkbox"/> Yes <input type="checkbox"/> No
15. The application area includes drains, drain hubs, manholes, lift stations, trenches, or pipes that are part of an elastomer product process unit. <i>If the response to Question VIII.J.15 is "No," go to Section VIII.K.</i>	<input type="checkbox"/> Yes <input type="checkbox"/> No
16. The application area includes drains, drain hubs, manholes, lift stations, trenches or pipes that meet the criteria listed in 40 CFR § 63.149(d) and § 63.501(a)(12). <i>If the response to Question VIII.J.16 is "No," go to Section VIII.K.</i>	<input type="checkbox"/> Yes <input type="checkbox"/> No

Application Area-Wide Applicability Determinations and General Information
Form OP-REQ1 (Page 47)
Federal Operating Permit Program
Texas Commission on Environmental Quality

Date	Permit No.	Regulated Entity No.
02/02/2026	TBD	RN100219310

For SOP applications, answer ALL questions unless otherwise directed.

◆ For GOP applications, answer ONLY these questions unless otherwise directed.

VIII. Title 40 Code of Federal Regulations Part 63 - National Emission Standards for Hazardous Air Pollutants for Source Categories (continued)	
J. Subpart U - National Emission Standards for Hazardous Air Pollutant Emissions: Group 1 Polymers and Resins (continued)	
<i>Drains (continued)</i>	
17. The application area includes drains, drain hubs, manholes, lift stations, trenches, or pipes that convey water with a total annual average concentration greater than or equal to 10,000 parts per million by weight of compounds meeting the definition of organic HAP in 40 CFR § 63.482, at any flow rate.	<input type="checkbox"/> Yes <input type="checkbox"/> No
18. The application area includes drains, drain hubs, manholes, lift stations, trenches or pipes that convey water with a total annual average concentration greater than or equal to 1,000 parts per million by weight of compounds meeting the definition of organic HAP in 40 CFR § 63.482, at an annual average flow rate greater than or equal to 10 liters per minute.	<input type="checkbox"/> Yes <input type="checkbox"/> No
19. The application area includes drains, drain hubs, manholes, lift stations, trenches or pipes that are part of an elastomer product process unit that is a new affected source or part of a new affected source and the equipment conveys water with a total annual average concentration greater than or equal to 10 parts per million by weight of compounds meeting the definition of organic HAP in 40 CFR § 63.482, at an average annual flow rate greater than or equal to 0.02 liter per minute.	<input type="checkbox"/> Yes <input type="checkbox"/> No
K. Subpart W - National Emission Standards for Hazardous Air Pollutants for Epoxy Resins Production and Non-nylon Polyamides Production	
1. The manufacture of basic liquid epoxy resins (BLR) and/or manufacture of wet strength resins (WSR) is conducted in the application area. <i>If the response to Question VIII.K.1 is "No" or "N/A," go to Section VIII.L.</i>	<input type="checkbox"/> Yes <input checked="" type="checkbox"/> No <input type="checkbox"/> N/A
2. The application area includes a BLR and/or WSR research and development facility.	<input type="checkbox"/> Yes <input type="checkbox"/> No

Application Area-Wide Applicability Determinations and General Information
Form OP-REQ1 (Page 48)
Federal Operating Permit Program
Texas Commission on Environmental Quality

Date	Permit No.	Regulated Entity No.
02/02/2026	TBD	RN100219310

For SOP applications, answer ALL questions unless otherwise directed.

◆ For GOP applications, answer ONLY these questions unless otherwise directed.

VIII. Title 40 Code of Federal Regulations Part 63 - National Emission Standards for Hazardous Air Pollutants for Source Categories (continued)	
L. Subpart X - National Emission Standards for Hazardous Air Pollutants from Secondary Lead Smelting	
1. The application area includes one or more of the affected sources in 40 CFR § 63.541(a) that are located at a secondary lead smelter. <i>If the response to Question VIII.L.1 is "No" or "N/A," go to Section VIII.M.</i>	<input type="checkbox"/> Yes <input checked="" type="checkbox"/> No <input type="checkbox"/> N/A
2. The application area is using and approved alternate to the requirements of § 63.545(c)(1)-(5) for control of fugitive dust emission sources.	<input type="checkbox"/> Yes <input type="checkbox"/> No
M. Subpart Y - National Emission Standards for Marine Tank Vessel Loading Operations	
1. The application area includes marine tank vessel loading operations that are specified in 40 CFR § 63.560 and located at an affected source as defined in 40 CFR § 63.561.	<input checked="" type="checkbox"/> Yes <input type="checkbox"/> No
N. Subpart CC - National Emission Standards for Hazardous Air Pollutants from Petroleum Refineries	
<i>Applicability</i>	
1. The application area includes petroleum refining process units and/or related emission points that are specified in 40 CFR § 63.640(c)(1) - (c)(7). <i>If the response to Question VIII.N.1 is "No," go to Section VIII.O.</i>	<input checked="" type="checkbox"/> Yes <input type="checkbox"/> No
2. All petroleum refining process units/and or related emission points within the application area are specified in 40 CFR § 63.640(g)(1) - (g)(7). <i>If the response to Question VIII.N.2 is "Yes," go to Section VIII.O.</i>	<input type="checkbox"/> Yes <input checked="" type="checkbox"/> No

Application Area-Wide Applicability Determinations and General Information
Form OP-REQ1 (Page 49)
Federal Operating Permit Program
Texas Commission on Environmental Quality

Date	Permit No.	Regulated Entity No.
02/02/2026	TBD	RN100219310

For SOP applications, answer ALL questions unless otherwise directed.

◆ For GOP applications, answer ONLY these questions unless otherwise directed.

VIII. Title 40 Code of Federal Regulations Part 63 - National Emission Standards for Hazardous Air Pollutants for Source Categories (continued)	
N. Subpart CC - National Emission Standards for Hazardous Air Pollutants from Petroleum Refineries (continued)	
<i>Applicability (continued)</i>	
<p>3. The application area is located at a plant site that is a major source as defined in the Federal Clean Air Act § 112(a). <i>If the response to Question VIII.N.3 is "No," go to Section VIII.O.</i></p>	<input checked="" type="checkbox"/> Yes <input type="checkbox"/> No
<p>4. The application area is located at a plant site which emits or has equipment containing/contacting one or more of the HAPs listed in table 1 of 40 CFR Part 63, Subpart CC. <i>If the response to Question VIII.N.4 is "No," go to Section VIII.O.</i></p>	<input checked="" type="checkbox"/> Yes <input type="checkbox"/> No
<p>5. The application area includes Group 1 wastewater streams that are not conveyed, stored, or treated in a wastewater stream management unit that also receives streams subject to the provisions of 40 CFR §§ 63.133 - 63.147 of Subpart G wastewater provisions section.</p>	<input checked="" type="checkbox"/> Yes <input type="checkbox"/> No
<p>6. The application area includes Group 2 wastewater streams that are not conveyed, stored, or treated in a wastewater stream management unit that also receives streams subject to the provisions of 40 CFR §§ 63.133 - 63.147 of Subpart G wastewater provisions section.</p>	<input type="checkbox"/> Yes <input checked="" type="checkbox"/> No
<p>7. The application area includes Group 1 or Group 2 wastewater streams that are conveyed, stored, or treated in a wastewater stream management unit that also receives streams subject to the provisions of 40 CFR §§ 63.133 - 63.147 of Subpart G wastewater provisions section. <i>If the response to Question VIII.N.7 is "No," go to Question VIII.N.13.</i></p>	<input type="checkbox"/> Yes <input checked="" type="checkbox"/> No
<p>8. The application area includes Group 1 or Group 2 wastewater streams that are complying with 40 CFR § 63.640(o)(2)(i).</p>	<input type="checkbox"/> Yes <input type="checkbox"/> No

Application Area-Wide Applicability Determinations and General Information
Form OP-REQ1 (Page 50)
Federal Operating Permit Program
Texas Commission on Environmental Quality

Date	Permit No.	Regulated Entity No.
02/02/2026	TBD	RN100219310

For SOP applications, answer ALL questions unless otherwise directed.
 ◆ For GOP applications, answer ONLY these questions unless otherwise directed.

VIII. Title 40 Code of Federal Regulations Part 63 - National Emission Standards for Hazardous Air Pollutants for Source Categories (continued)		
N. Subpart CC - National Emission Standards for Hazardous Air Pollutants from Petroleum Refineries (continued)		
<i>Applicability (continued)</i>		
9.	The application area includes Group 1 or Group 2 wastewater streams that are complying with 40 CFR § 63.640(o)(2)(ii). <i>If the response to Question VIII.N.9 is "No," go to Question VIII.N.13.</i>	<input type="checkbox"/> Yes <input type="checkbox"/> No
10.	The application area includes Group 2 wastewater streams or organic streams whose benzene emissions are subject to control through the use of one or more treatment processes or waste management units under the provisions of 40 CFR Part 61, Subpart FF on or after December 31, 1992.	<input type="checkbox"/> Yes <input type="checkbox"/> No
<i>Containers, Drains, and other Appurtenances</i>		
11.	The application area includes containers that are subject to the requirements of 40 CFR § 63.135 as a result of complying with 40 CFR § 63.640(o)(2)(ii).	<input type="checkbox"/> Yes <input type="checkbox"/> No
12.	The application area includes individual drain systems that are subject to the requirements of 40 CFR § 63.136 as a result of complying with 40 CFR § 63.640(o)(2)(ii).	<input type="checkbox"/> Yes <input type="checkbox"/> No
13.	The application area includes Group 1 gasoline loading racks as specified in § 63.650(a).	<input type="checkbox"/> Yes <input checked="" type="checkbox"/> No
O. Subpart DD - National Emission Standards for Off-site Waste and Recovery Operations		
1.	The application area receives material that meets the criteria for off-site material as specified in 40 CFR § 63.680(b)(1). <i>If the response to Question VIII.O.1 is "No" or "N/A," go to Section VIII.P</i>	<input type="checkbox"/> Yes <input checked="" type="checkbox"/> No <input type="checkbox"/> N/A
2.	Materials specified in 40 CFR § 63.680(b)(2) are received at the application area.	<input type="checkbox"/> Yes <input type="checkbox"/> No
3.	The application area has a waste management operation receiving off-site material and is regulated under 40 CFR Part 264 or Part 265.	<input type="checkbox"/> Yes <input type="checkbox"/> No

Application Area-Wide Applicability Determinations and General Information
Form OP-REQ1 (Page 51)
Federal Operating Permit Program
Texas Commission on Environmental Quality

Date	Permit No.	Regulated Entity No.
02/02/2026	TBD	RN100219310

For SOP applications, answer ALL questions unless otherwise directed.

◆ For GOP applications, answer ONLY these questions unless otherwise directed.

VIII. Title 40 Code of Federal Regulations Part 63 - National Emission Standards for Hazardous Air Pollutants for Source Categories (continued)		
O. Subpart DD - National Emission Standards for Off-site Waste and Recovery Operations (continued)		
4.	The application area has a waste management operation treating wastewater which is an off-site material and is exempted under 40 CFR §§ 264.1(g)(6) or 265.1(c)(10).	<input type="checkbox"/> Yes <input type="checkbox"/> No
5.	The application area has an operation subject to Clean Water Act, § 402 or § 307(b) but is not owned by a “state” or “municipality.”	<input type="checkbox"/> Yes <input type="checkbox"/> No
6.	The predominant activity in the application area is the treatment of wastewater received from off-site.	<input type="checkbox"/> Yes <input type="checkbox"/> No
7.	The application area has a recovery operation that recycles or reprocesses hazardous waste which is an off-site material and is exempted under 40 CFR §§ 264.1(g)(2) or 265.1(c)(6).	<input type="checkbox"/> Yes <input type="checkbox"/> No
8.	The application area has a recovery operation that recycles or reprocesses used solvent which is an off-site material and is not part of a chemical, petroleum, or other manufacturing process that is required to use air emission controls by another subpart of 40 CFR Part 63 or Part 61.	<input type="checkbox"/> YES <input type="checkbox"/> No
9.	The application area has a recovery operation that re-refines or reprocesses used oil which is an off-site material and is regulated under 40 CFR Part 279, Subpart F (Standards for Used Oil Processors and Refiners).	<input type="checkbox"/> Yes <input type="checkbox"/> No
10.	The application area is located at a site where the total annual quantity of HAPs in the off-site material is less than 1 megagram per year. <i>If the response to Question VIII.O.10 is “Yes,” go to Section VIII.P.</i>	<input type="checkbox"/> Yes <input type="checkbox"/> No

Application Area-Wide Applicability Determinations and General Information
Form OP-REQ1 (Page 52)
Federal Operating Permit Program
Texas Commission on Environmental Quality

Date	Permit No.	Regulated Entity No.
02/02/2026	TBD	RN100219310

For SOP applications, answer ALL questions unless otherwise directed.

◆ For GOP applications, answer ONLY these questions unless otherwise directed.

VIII. Title 40 Code of Federal Regulations Part 63 - National Emission Standards for Hazardous Air Pollutants for Source Categories (continued)		
O. Subpart DD - National Emission Standards for Off-site Waste and Recovery Operations (continued)		
11.	The application area receives offsite materials with average VOHAP concentration less than 500 ppmw at the point of delivery that are not combined with materials having a VOHAP concentration of 500 ppmw or greater. <i>If the response to Question VIII.O.11 is "No," go to Question VIII.O.14.</i>	<input type="checkbox"/> Yes <input type="checkbox"/> No
12.	VOHAP concentration is determined by direct measurement.	<input type="checkbox"/> Yes <input type="checkbox"/> No
13.	VOHAP concentration is based on knowledge of the off-site material.	<input type="checkbox"/> Yes <input type="checkbox"/> No
14.	The application area includes an equipment component that is a pump, compressor, and agitator, pressure relief device, sampling connection system, open-ended valve or line, valve, connector or instrumentation system. <i>If the response to Question VIII.O.14 is "No," go to Question VIII.O.17.</i>	<input type="checkbox"/> Yes <input type="checkbox"/> No
15.	An equipment component in the application area contains or contacts off-site material with a HAP concentration greater than or equal to 10% by weight.	<input type="checkbox"/> Yes <input type="checkbox"/> No
16.	An equipment component in the application area is intended to operate 300 hours or more during a 12-month period.	<input type="checkbox"/> Yes <input type="checkbox"/> No
17.	The application area includes containers that manage non-exempt off-site material.	<input type="checkbox"/> Yes <input type="checkbox"/> No
18.	The application area includes individual drain systems that manage non-exempt off-site materials.	<input type="checkbox"/> Yes <input type="checkbox"/> No

Application Area-Wide Applicability Determinations and General Information
Form OP-REQ1 (Page 53)
Federal Operating Permit Program
Texas Commission on Environmental Quality

Date	Permit No.	Regulated Entity No.
02/02/2026	TBD	RN100219310

For SOP applications, answer ALL questions unless otherwise directed.

◆ For GOP applications, answer ONLY these questions unless otherwise directed.

VIII. Title 40 Code of Federal Regulations Part 63 - National Emission Standards for Hazardous Air Pollutants for Source Categories (continued)		
P. Subpart GG - National Emission Standards for Aerospace Manufacturing and Rework Facilities		
1. The application area includes facilities that manufacture or rework commercial, civil, or military aerospace vehicles or components. <i>If the response to Question VIII.P.1 is "No" or "N/A," go to Section VIII.Q.</i>	<input type="checkbox"/> Yes <input checked="" type="checkbox"/> No <input type="checkbox"/> N/A	
2. The application area includes one or more of the affected sources specified in 40 CFR § 63.741(c)(1) - (7).	<input type="checkbox"/> Yes <input type="checkbox"/> No	
Q. Subpart HH - National Emission Standards for Hazardous Air Pollutants From Oil and Natural Gas Production Facilities.		
◆ 1. The application area contains facilities that process, upgrade or store hydrocarbon liquids that are located at oil and natural gas production facilities prior to the point of custody transfer.	<input type="checkbox"/> Yes <input checked="" type="checkbox"/> No	
◆ 2. The application area contains facilities that process, upgrade or store natural gas prior to the point at which natural gas enters the natural gas transmission and storage source category or is delivered to a final end user. <i>For SOP applications, if the responses to Questions VIII.Q.1 and VIII.Q.2 are both "No," go to Section VIII.R.</i> <i>For GOP applications, if the responses to Questions VIII.Q.1 and VIII.Q.2 are both "No," go to Section VIII.Z.</i>	<input type="checkbox"/> Yes <input checked="" type="checkbox"/> No	
◆ 3. The application area contains only facilities that exclusively process, store or transfer black oil as defined in § 63.761. <i>For SOP applications, if the response to Question VIII.Q.3 is "Yes," go to Section VIII.R.</i> <i>For GOP applications, if the response to Question VIII.Q.3 is "Yes," go to Section VIII.Z.</i>	<input type="checkbox"/> Yes <input type="checkbox"/> No	
◆ 4. The application area is located at a site that is a major source of HAP. <i>If the response to Question VIII.Q.4 is "No," go to Question VIII.Q.6.</i>	<input type="checkbox"/> Yes <input type="checkbox"/> No	

Application Area-Wide Applicability Determinations and General Information
Form OP-REQ1 (Page 54)
Federal Operating Permit Program
Texas Commission on Environmental Quality

Date	Permit No.	Regulated Entity No.
02/02/2026	TBD	RN100219310

For SOP applications, answer ALL questions unless otherwise directed.

◆ For GOP applications, answer ONLY these questions unless otherwise directed.

VIII. Title 40 Code of Federal Regulations Part 63 - National Emission Standards for Hazardous Air Pollutants for Source Categories (continued)	
Q. Subpart - HH - National Emission Standards for Hazardous Air Pollutants From Oil and Natural Gas Production Facilities (continued)	
<p>◆ 5. The application area contains only a facility, prior to the point of custody transfer, with facility-wide actual annual average natural gas throughput less than 18.4 thousand standard cubic meters (649,789.9 ft³) per day and a facility-wide actual annual average hydrocarbon liquid throughput less than 39,700 liters (10,487.6 gallons) per day.</p> <p><i>For SOP applications, if the response to Question VIII.Q.5 is "Yes," go to Section VIII.R.</i></p> <p><i>For GOP applications, if the response to Question VIII.Q.5 is "Yes," go to Section VIII.Z.</i></p> <p><i>For all applications, if the response to Question VIII.Q.5 is "No," go to Question VIII.Q.9.</i></p>	<input type="checkbox"/> Yes <input type="checkbox"/> No
<p>◆ 6. The application area includes a triethylene glycol (TEG) dehydration unit.</p> <p><i>For SOP applications, if the answer to Question VIII.Q.6 is "No," go to Section VIII.R. For GOP applications, if the response to Question VIII.Q.6 is "No," go to Section VIII.Z.</i></p>	<input type="checkbox"/> Yes <input type="checkbox"/> No
<p>◆ 7. The application area is located at a site that is within the boundaries of UA plus offset or a UC, as defined in 40 CFR § 63.761.</p>	<input type="checkbox"/> Yes <input type="checkbox"/> No
<p>◆ 8. The site has actual emissions of 5 tons per year or more of a single HAP, or 12.5 tons per year or more of a combination of HAP.</p>	<input type="checkbox"/> Yes <input type="checkbox"/> No
<p>◆ 9. Emissions for major source determination are being estimated based on the maximum natural gas or hydrocarbon liquid throughput as calculated in § 63.760(a)(1)(i)-(iii).</p>	<input type="checkbox"/> Yes <input type="checkbox"/> No

Application Area-Wide Applicability Determinations and General Information
Form OP-REQ1 (Page 55)
Federal Operating Permit Program
Texas Commission on Environmental Quality

Date	Permit No.	Regulated Entity No.
02/02/2026	TBD	RN100219310

For SOP applications, answer ALL questions unless otherwise directed.

◆ For GOP applications, answer ONLY these questions unless otherwise directed.

VIII. Title 40 Code of Federal Regulations Part 63 - National Emission Standards for Hazardous Air Pollutants for Source Categories (continued)		
R. Subpart II - National Emission Standards for Shipbuilding and Ship Repair (Surface Coating)		
1.	The application area includes shipbuilding or ship repair operations. <i>If the response to Question VIII.R.1 is "NO," go to Section VIII.S.</i>	<input type="checkbox"/> Yes <input checked="" type="checkbox"/> No
2.	Shipbuilding or ship repair operations located in the application area are subject to 40 CFR Part 63, Subpart II.	<input type="checkbox"/> Yes <input type="checkbox"/> No
S. Subpart JJ - National Emission Standards for Wood Furniture Manufacturing Operations		
1.	The application area includes wood furniture manufacturing operations and/or wood furniture component manufacturing operations. <i>If the response to Question VIII.S.1 is "No" or "N/A," go to Section VIII.T.</i>	<input type="checkbox"/> Yes <input checked="" type="checkbox"/> No <input type="checkbox"/> N/A
2.	The application area meets the definition of an "incidental wood manufacturer" as defined in 40 CFR § 63.801.	<input type="checkbox"/> Yes <input type="checkbox"/> No
T. Subpart KK - National Emission Standards for the Printing and Publishing Industry		
1.	The application area includes publication rotogravure, product and packaging rotogravure, or wide-web flexographic printing presses.	<input type="checkbox"/> Yes <input checked="" type="checkbox"/> No <input type="checkbox"/> N/A
U. Subpart PP - National Emission Standards for Containers		
1.	The application area includes containers for which another 40 CFR Part 60, 61, or 63 subpart references the use of 40 CFR Part 63, Subpart PP for the control of air emissions. <i>If the response to Question VIII.U.1 is "NO," go to Section VIII.V.</i>	<input type="checkbox"/> Yes <input checked="" type="checkbox"/> No
2.	The application area includes containers using Container Level 1 controls.	<input type="checkbox"/> Yes <input type="checkbox"/> No
3.	The application area includes containers using Container Level 2 controls.	<input type="checkbox"/> Yes <input type="checkbox"/> No

Application Area-Wide Applicability Determinations and General Information
Form OP-REQ1 (Page 56)
Federal Operating Permit Program
Texas Commission on Environmental Quality

Date	Permit No.	Regulated Entity No.
02/02/2026	TBD	RN100219310

For SOP applications, answer ALL questions unless otherwise directed.

◆ For GOP applications, answer ONLY these questions unless otherwise directed.

VIII. Title 40 Code of Federal Regulations Part 63 - National Emission Standards for Hazardous Air Pollutants for Source Categories (continued)		
U. Subpart PP - National Emission Standards for Containers (continued)		
4.	The application area includes containers using Container Level 3 controls.	<input type="checkbox"/> Yes <input type="checkbox"/> No
V. Subpart RR - National Emission Standards for Individual Drain Systems		
1.	The application area includes individual drain systems for which another 40 CFR Part 60, 61, or 63 subpart references the use of 40 CFR Part 63, Subpart RR for the control of air emissions.	<input type="checkbox"/> Yes <input checked="" type="checkbox"/> No
W. Subpart YY - National Emission Standards for Hazardous Air Pollutants for Source Categories - Generic Maximum Achievable Control Technology Standards		
1.	The application area includes an acetal resins production process unit; an acrylic and modacrylic fiber production process unit complying with 40 CFR § 63.1103(b)(3)(i); or an existing polycarbonate production process.	<input type="checkbox"/> Yes <input checked="" type="checkbox"/> No
2.	The application area includes process wastewater streams generated from an acetal resins production process unit; an acrylic and modacrylic fiber production process unit complying with 40 CFR § 63.1103(b)(3)(i); or an existing polycarbonate production process. <i>If the responses to Questions VIII.W.1 and VIII.W.2 are both "No," go to Question VIII.W.20.</i>	<input type="checkbox"/> Yes <input checked="" type="checkbox"/> No
3.	The application area includes process wastewater streams that are designated as Group 1 or are determined to be Group 1 under the requirements of 40 CFR § 63.132(c).	<input type="checkbox"/> Yes <input type="checkbox"/> No
4.	The application area includes process wastewater streams that are determined to be Group 2 under the requirements of 40 CFR § 63.132(c).	<input type="checkbox"/> Yes <input type="checkbox"/> No
5.	All Group 1 wastewater streams at the site are determined to have a total source mass flow rate of less than 1 MG/yr.	<input type="checkbox"/> Yes <input type="checkbox"/> No
6.	The site has untreated and/or partially treated Group 1 wastewater streams demonstrated to have a total source mass flow rate of less than 1 MG/yr. <i>If the response to Question VIII.W.6 is "No," go to Question VIII.W.8.</i>	<input type="checkbox"/> Yes <input type="checkbox"/> No

Application Area-Wide Applicability Determinations and General Information
Form OP-REQ1 (Page 57)
Federal Operating Permit Program
Texas Commission on Environmental Quality

Date	Permit No.	Regulated Entity No.
02/02/2026	TBD	RN100219310

For SOP applications, answer ALL questions unless otherwise directed.

◆ For GOP applications, answer ONLY these questions unless otherwise directed.

VIII. Title 40 Code of Federal Regulations Part 63 - National Emission Standards for Hazardous Air Pollutants for Source Categories (continued)		
W. Subpart YY - National Emission Standards for Hazardous Air Pollutants for Source Categories - Generic Maximum Achievable Control Technology Standards (continued)		
7.	The application area includes waste management units that receive or manage a partially treated Group 1 wastewater stream prior to or during treatment.	<input type="checkbox"/> Yes <input type="checkbox"/> No
8.	Group 1 wastewater streams or residual removed from Group 1 wastewater streams are transferred to an on-site treatment operation that is not owned or operated by the owner or operator of the source generating the waste stream or residual.	<input type="checkbox"/> Yes <input type="checkbox"/> No
9.	Group 1 wastewater streams or residual removed from Group 1 wastewater streams are transferred to an off-site treatment operation. <i>If the responses to Questions VIII.W.8 and W.9 are both "No," go to Question VIII.W.11.</i>	<input type="checkbox"/> Yes <input type="checkbox"/> No
10.	The application area includes waste management units that receive or manage a Group 1 wastewater stream, or a residual removed from a Group 1 wastewater stream prior to shipment or transport.	<input type="checkbox"/> Yes <input type="checkbox"/> No
11.	The application area includes containers that receive, manage, or treat a Group 1 wastewater stream or a residual removed from a Group 1 wastewater stream.	<input type="checkbox"/> Yes <input type="checkbox"/> No
12.	The application area includes individual drain systems that receive, manage, or treat a Group 1 wastewater stream or a residual removed from a Group 1 wastewater stream. <i>If the response to Question VIII.W.12 is "No," go to Question VIII.W.15.</i>	<input type="checkbox"/> Yes <input type="checkbox"/> No
13.	The application area includes individual drain systems that are complying with 40 CFR § 63.136 through the use of covers and, if vented, closed vent systems and control devices.	<input type="checkbox"/> Yes <input type="checkbox"/> No
14.	The application area includes individual drain systems that are complying with 40 CFR § 63.136 through the use of water seals or tightly fitting caps or plugs.	<input type="checkbox"/> Yes <input type="checkbox"/> No

Application Area-Wide Applicability Determinations and General Information
Form OP-REQ1 (Page 58)
Federal Operating Permit Program
Texas Commission on Environmental Quality

Date	Permit No.	Regulated Entity No.
02/02/2026	TBD	RN100219310

For SOP applications, answer ALL questions unless otherwise directed.

◆ For GOP applications, answer ONLY these questions unless otherwise directed.

VIII. Title 40 Code of Federal Regulations Part 63 - National Emission Standards for Hazardous Air Pollutants for Source Categories (continued)	
W. Subpart YY - National Emission Standards for Hazardous Air Pollutants for Source Categories - Generic Maximum Achievable Control Technology Standards (continued)	
<p>15. The application area includes drains, drain hubs, manholes, lift stations, trenches, or pipes that are part of an acetal resins production process unit; an acrylic and modacrylic fiber production process unit complying with 40 CFR § 63.1103(b)(3)(i); or an existing polycarbonate production process unit. <i>If the response to Question VIII.W.15 is "No," go to Question VIII.W.20.</i></p>	<input type="checkbox"/> Yes <input type="checkbox"/> No
<p>16. The application area includes drains, drain hubs, manholes, lift stations, trenches or pipes that meet the criteria listed in 40 CFR § 63.1106(c)(1) - (3). <i>If the response to Question VIII.W.16 is "No," go to Question VIII.W.20.</i></p>	<input type="checkbox"/> Yes <input type="checkbox"/> No
<p>17. The application area includes drains, drain hubs, manholes, lift stations, trenches or pipes that convey water with a total annual average concentration greater than or equal to 10,000 parts per million by weight of compounds meeting the definition of organic HAP in Table 9 to 40 CFR Part 60, Subpart G, at any flow rate.</p>	<input type="checkbox"/> Yes <input type="checkbox"/> No
<p>18. The application area includes drains, drain hubs, manholes, lift stations, trenches or pipes that convey water with a total annual average concentration greater than or equal to 1,000 parts per million by weight of compounds meeting the definition of organic HAP in Table 9 to 40 CFR Part 60, Subpart G, at an annual average flow rate greater than or equal to 10 liters per minute.</p>	<input type="checkbox"/> Yes <input type="checkbox"/> No

Application Area-Wide Applicability Determinations and General Information
Form OP-REQ1 (Page 59)
Federal Operating Permit Program
Texas Commission on Environmental Quality

Date	Permit No.	Regulated Entity No.
02/02/2026	TBD	RN100219310

For SOP applications, answer ALL questions unless otherwise directed.

◆ For GOP applications, answer ONLY these questions unless otherwise directed.

VIII. Title 40 Code of Federal Regulations Part 63 - National Emission Standards for Hazardous Air Pollutants for Source Categories (continued)	
W. Subpart YY - National Emission Standards for Hazardous Air Pollutants for Source Categories - Generic Maximum Achievable Control Technology Standards (continued)	
19. The application area includes drains, drain hubs, manholes, lift stations, trenches or pipes that are part of an acrylic resins or acrylic and modacrylic fiber production process unit that is part of a new affected source or is a new affected source and the equipment conveys water with a total annual average concentration greater than or equal to 10 ppmw of compounds meeting the definition of organic HAP in Table 9 to 40 CFR Part 60, Subpart G, at an average annual flow rate greater than or equal to 0.02 liter per minute.	<input type="checkbox"/> Yes <input type="checkbox"/> No
20. The application area includes an ethylene production process unit.	<input type="checkbox"/> Yes <input checked="" type="checkbox"/> No <input type="checkbox"/> N/A
21. The application area includes waste streams generated from an ethylene production process unit. <i>If the responses to Questions VIII.W.20 and VIII.W.21 are both "No" or "N/A," go to Question VIII.W.54.</i>	<input type="checkbox"/> Yes <input checked="" type="checkbox"/> No <input type="checkbox"/> N/A
22. The waste stream(s) contains at least one of the chemicals listed in 40 CFR § 63.1103(e), Table 7(g)(1). <i>If the response to Question VIII.W.22 is "No," go to Question VIII.W.54.</i>	<input type="checkbox"/> Yes <input type="checkbox"/> No
23. Waste stream(s) are transferred off-site for treatment. <i>If the response to Question VIII.W.23 is "No," go to Question VIII.W.25.</i>	<input type="checkbox"/> Yes <input type="checkbox"/> No
24. The application area has waste management units that treat or manage waste stream(s) prior to transfer off-site for treatment. <i>If the response to Question VIII.W.24 is "No," go to Question VIII.W.54.</i>	<input type="checkbox"/> Yes <input type="checkbox"/> No

Application Area-Wide Applicability Determinations and General Information
Form OP-REQ1 (Page 60)
Federal Operating Permit Program
Texas Commission on Environmental Quality

Date	Permit No.	Regulated Entity No.
02/02/2026	TBD	RN100219310

For SOP applications, answer ALL questions unless otherwise directed.

◆ For GOP applications, answer ONLY these questions unless otherwise directed.

VIII. Title 40 Code of Federal Regulations Part 63 - National Emission Standards for Hazardous Air Pollutants for Source Categories (continued)		
W. Subpart YY - National Emission Standards for Hazardous Air Pollutants for Source Categories - Generic Maximum Achievable Control Technology Standards (continued)		
25.	The total annual benzene quantity from waste at the site is less than 10 Mg/yr as determined according to 40 CFR § 61.342(a).	<input type="checkbox"/> Yes <input type="checkbox"/> No
26.	The application area contains at least one waste stream that is a continuous butadiene waste stream as defined in 40 CFR § 63.1082(b). <i>If the response to Question VIII.W.26 is "No," go to Question VIII.W.43.</i>	<input type="checkbox"/> Yes <input type="checkbox"/> No
27.	The waste stream(s) contains at least 10 ppmw 1, 3-butadiene at a flow rate of 0.02 liters per minute or is designated for control. <i>If the response to Question VIII.W.27 is "No," go to Question VIII.W.43.</i>	<input type="checkbox"/> Yes <input type="checkbox"/> No
28.	The control requirements of 40 CFR Part 63, Subpart G for process wastewater as specified in 40 CFR § 63.1095(a)(2) are selected for control of the waste stream(s). <i>If the response to Question VIII.W.28 is "No," go to Question VIII.W.33.</i>	<input type="checkbox"/> Yes <input type="checkbox"/> No
29.	The application area includes containers that receive, manage, or treat a continuous butadiene waste stream.	<input type="checkbox"/> Yes <input type="checkbox"/> No
30.	The application area includes individual drain systems that receive, manage, or treat a continuous butadiene waste stream. <i>If the response to Question VIII.W.30 is "No," go to Question VIII.W.43.</i>	<input type="checkbox"/> Yes <input type="checkbox"/> No
31.	The application area includes individual drain systems that are complying with 40 CFR § 63.136 through the use of cover and, if vented, closed vent systems and control devices.	<input type="checkbox"/> Yes <input type="checkbox"/> No

Application Area-Wide Applicability Determinations and General Information
Form OP-REQ1 (Page 61)
Federal Operating Permit Program
Texas Commission on Environmental Quality

Date	Permit No.	Regulated Entity No.
02/02/2026	TBD	RN100219310

For SOP applications, answer ALL questions unless otherwise directed.

◆ For GOP applications, answer ONLY these questions unless otherwise directed.

VIII. Title 40 Code of Federal Regulations Part 63 - National Emission Standards for Hazardous Air Pollutants for Source Categories (continued)	
W. Subpart YY - National Emission Standards for Hazardous Air Pollutants for Source Categories - Generic Maximum Achievable Control Technology Standards (continued)	
32. The application area includes individual drain systems that are complying with 40 CFR § 63.136 through the use of water seals or tightly fitting caps or plugs. <i>If the response to Question VIII.W.32 is required, go to Question VIII.W.43.</i>	<input type="checkbox"/> Yes <input type="checkbox"/> No
33. The application area has containers, as defined in 40 CFR § 61.341, that receive a continuous butadiene waste stream. <i>If the response to Question VIII.W.33 is "No," go to Question VIII.W.36.</i>	<input type="checkbox"/> Yes <input type="checkbox"/> No
34. The application area is an alternate means of compliance to meet the 40 CFR § 61.345 requirements for containers. <i>If the response to Question VIII.W.34 is "Yes," go to Question VIII.W.36.</i>	<input type="checkbox"/> Yes <input type="checkbox"/> No
35. Covers and closed-vent systems used for containers operate such that the container is maintained at a pressure less than atmospheric pressure.	<input type="checkbox"/> Yes <input type="checkbox"/> No
36. The application area has individual drain systems, as defined in 40 CFR § 61.341, that receive or manage a continuous butadiene waste stream. <i>If the response to Question VIII.W.36 is "No," go to Question VIII.W.43.</i>	<input type="checkbox"/> Yes <input type="checkbox"/> No
37. The application area is using an alternate means of compliance to meet the 40 CFR § 61.346 requirements for individual drain systems. <i>If the response to Question VIII.W.37 is "Yes," go to Question VIII.W.43.</i>	<input type="checkbox"/> Yes <input type="checkbox"/> No

Application Area-Wide Applicability Determinations and General Information
Form OP-REQ1 (Page 62)
Federal Operating Permit Program
Texas Commission on Environmental Quality

Date	Permit No.	Regulated Entity No.
02/02/2026	TBD	RN100219310

- ◆ For SOP applications, answer ALL questions unless otherwise directed.
- ◆ For GOP applications, answer ONLY these questions unless otherwise directed.

VIII. Title 40 Code of Federal Regulations Part 63 - National Emission Standards for Hazardous Air Pollutants for Source Categories (continued)		
W. Subpart YY - National Emission Standards for Hazardous Air Pollutants for Source Categories - Generic Maximum Achievable Control Technology Standards (continued)		
38.	The application area has individual drain systems complying with 40 CFR § 61.346(a). <i>If the response to Question VIII.W.38 is "No," go to Question VIII.W.40.</i>	<input type="checkbox"/> Yes <input type="checkbox"/> No
39.	Covers and closed-vent systems used for individual drain systems operate such that the individual drain system is maintained at a pressure less than atmospheric pressure.	<input type="checkbox"/> Yes <input type="checkbox"/> No
40.	The application area has individual drain systems complying with 40 CFR § 61.346(b). <i>If the response to Question VIII.W.40 is "No," go to Question VIII.W.43.</i>	<input type="checkbox"/> Yes <input type="checkbox"/> No
41.	Junction boxes in the individual drain systems are equipped with a system to prevent the flow of organic vapors from the junction box vent pipe to the atmosphere during normal operation.	<input type="checkbox"/> Yes <input type="checkbox"/> No
42.	Junction box vent pipes in the individual drain systems are connected to a closed-vent system and control device.	<input type="checkbox"/> Yes <input type="checkbox"/> No
43.	The application area has at least one waste stream that contains benzene. <i>If the response to Question VIII.W.43 is "No," go to Question VIII.W.54.</i>	<input type="checkbox"/> Yes <input type="checkbox"/> No
44.	The application area has containers, as defined in 40 CFR § 61.341, that receive a waste stream containing benzene. <i>If the response to Question VIII.W.44 is "No," go to Question VIII.W.47.</i>	<input type="checkbox"/> Yes <input type="checkbox"/> No
45.	The application area is an alternate means of compliance to meet the 40 CFR § 61.345 requirements for containers. <i>If the response to Question VIII.W.45 is "Yes," go to Question VIII.W.47.</i>	<input type="checkbox"/> Yes <input type="checkbox"/> No

Application Area-Wide Applicability Determinations and General Information
Form OP-REQ1 (Page 63)
Federal Operating Permit Program
Texas Commission on Environmental Quality

Date	Permit No.	Regulated Entity No.
02/02/2026	TBD	RN100219310

For SOP applications, answer ALL questions unless otherwise directed.

◆ For GOP applications, answer ONLY these questions unless otherwise directed.

VIII. Title 40 Code of Federal Regulations Part 63 - National Emission Standards for Hazardous Air Pollutants for Source Categories (continued)		
W. Subpart YY - National Emission Standards for Hazardous Air Pollutants for Source Categories - Generic Maximum Achievable Control Technology Standards (continued)		
46.	Covers and closed-vent systems used for containers operate such that the container is maintained at a pressure less than atmospheric pressure.	<input type="checkbox"/> Yes <input type="checkbox"/> No
47.	The application area has individual drain systems, as defined in 40 CFR § 61.341, that receive or manage a waste stream containing benzene. <i>If the response to Question VIII.W.47 is "No," go to Question VIII.W.54.</i>	<input type="checkbox"/> Yes <input type="checkbox"/> No
48.	The application area is using an alternate means of compliance to meet the 40 CFR § 61.346 requirements for individual drain systems. <i>If the response to Question VIII.W.48 is "Yes," go to Question VIII.W.54.</i>	<input type="checkbox"/> Yes <input type="checkbox"/> No
49.	The application area has individual drain systems complying with 40 CFR § 61.346(a). <i>If the response to Question VIII.W.49 is "No," go to Question VIII.W.51.</i>	<input type="checkbox"/> Yes <input type="checkbox"/> No
50.	Covers and closed-vent systems used for individual drain systems operate such that the individual drain system is maintained at a pressure less than atmospheric pressure.	<input type="checkbox"/> Yes <input type="checkbox"/> No
51.	The application area has individual drain systems complying with 40 CFR § 61.346(b). <i>If the response to Question VIII.W.51 is "No," go to Question VIII.W.54.</i>	<input type="checkbox"/> Yes <input type="checkbox"/> No
52.	Junction boxes in the individual drain systems are equipped with a system to prevent the flow of organic vapors from the junction box vent pipe to the atmosphere during normal operation.	<input type="checkbox"/> Yes <input type="checkbox"/> No

Application Area-Wide Applicability Determinations and General Information
Form OP-REQ1 (Page 64)
Federal Operating Permit Program
Texas Commission on Environmental Quality

Date	Permit No.	Regulated Entity No.
02/02/2026	TBD	RN100219310

For SOP applications, answer ALL questions unless otherwise directed.

◆ For GOP applications, answer ONLY these questions unless otherwise directed.

VIII. Title 40 Code of Federal Regulations Part 63 - National Emission Standards for Hazardous Air Pollutants for Source Categories (continued)		
W. Subpart YY - National Emission Standards for Hazardous Air Pollutants for Source Categories - Generic Maximum Achievable Control Technology Standards (continued)		
53.	Junction box vent pipes in the individual drain systems are connected to a closed-vent system and control device.	<input type="checkbox"/> Yes <input type="checkbox"/> No
54.	The application area contains a cyanide chemicals manufacturing process. <i>If the response to Question VIII.W.54 is "No," go to Section VIII.X.</i>	<input type="checkbox"/> Yes <input checked="" type="checkbox"/> No
55.	The cyanide chemicals manufacturing process generates maintenance wastewater containing hydrogen cyanide or acetonitrile.	<input type="checkbox"/> Yes <input type="checkbox"/> No
X. Subpart JJJ - National Emission Standards for Hazardous Air Pollutant Emissions: Group IV Polymers and Resins		
1.	The application area includes thermoplastic product process units, and/or their associated affected sources specified in 40 CFR § 63.1310(a)(1) - (5), that are subject to 40 CFR Part 63, Subpart JJJ. <i>If the response to Question VIII.X.1 is "No," go to Section VIII.Y.</i>	<input type="checkbox"/> Yes <input checked="" type="checkbox"/> No
2.	The application area includes thermoplastic product process units and/or wastewater streams and wastewater operations that are associated with thermoplastic product process units. <i>If the response to Question VIII.X.2 is "No," go to Section VIII.Y.</i>	<input type="checkbox"/> Yes <input type="checkbox"/> No
3.	All process wastewater streams generated or managed in the application area are from sources producing polystyrene. <i>If the response to Question VIII.X.3 is "Yes," go to Section VIII.Y.</i>	<input type="checkbox"/> Yes <input type="checkbox"/> No
4.	All process wastewater streams generated or managed in the application area are from sources producing ASA/AMSAN. <i>If the response to Question VIII.X.4 is "Yes," go to Section VIII.Y.</i>	<input type="checkbox"/> Yes <input type="checkbox"/> No

Application Area-Wide Applicability Determinations and General Information
Form OP-REQ1 (Page 65)
Federal Operating Permit Program
Texas Commission on Environmental Quality

Date	Permit No.	Regulated Entity No.
02/02/2026	TBD	RN100219310

For SOP applications, answer ALL questions unless otherwise directed.

◆ For GOP applications, answer ONLY these questions unless otherwise directed.

VIII. Title 40 Code of Federal Regulations Part 63 - National Emission Standards for Hazardous Air Pollutants for Source Categories (continued)		
X. Subpart JJJ - National Emission Standards for Hazardous Air Pollutant Emissions: Group IV Polymers and Resins (continued)		
5.	The application area includes process wastewater streams that are designated as Group 1 or are determined to be Group 1 for organic HAPs as defined in 40 CFR § 63.1312.	<input type="checkbox"/> Yes <input type="checkbox"/> No
6.	The application area includes process wastewater streams, located at existing sources, that are Group 2 for organic HAPs as defined in 40 CFR § 63.1312.	<input type="checkbox"/> Yes <input type="checkbox"/> No
7.	The application area includes process wastewater streams, located at new sources, that are Group 2 for organic HAPs as defined in 40 CFR § 63.1312.	<input type="checkbox"/> Yes <input type="checkbox"/> No
8.	All Group 1 wastewater streams at the site are demonstrated to have a total source mass flow rate of less than 1 MG/yr. <i>If the response to Question VIII.X.8 is "Yes," go to Question VIII.X.18.</i>	<input type="checkbox"/> Yes <input type="checkbox"/> No
9.	The site has untreated and/or partially treated Group 1 wastewater streams demonstrated to have a total source mass flow rate of less than 1 MG/yr. <i>If the response to Question VIII.X.9 is "No," go to Question VIII.X.11.</i>	<input type="checkbox"/> Yes <input type="checkbox"/> No
10.	The application area includes waste management units that receive or manage a partially treated Group 1 wastewater stream prior to or during treatment.	<input type="checkbox"/> Yes <input type="checkbox"/> No
11.	Group 1 wastewater streams or residual removed from Group 1 wastewater streams are transferred to an on-site treatment operation that is not owned or operated by the owner or operator of the source generating the waste stream or residual.	<input type="checkbox"/> Yes <input type="checkbox"/> No
12.	Group 1 wastewater streams or residual removed from Group 1 wastewater streams are transferred to an off-site treatment operation. <i>If the responses to Questions VIII.X.11 - VIII.X.12 are both "No," go to Question VIII.X.14.</i>	<input type="checkbox"/> Yes <input type="checkbox"/> No

Application Area-Wide Applicability Determinations and General Information
Form OP-REQ1 (Page 66)
Federal Operating Permit Program
Texas Commission on Environmental Quality

Date	Permit No.	Regulated Entity No.
02/02/2026	TBD	RN100219310

For SOP applications, answer ALL questions unless otherwise directed.

◆ For GOP applications, answer ONLY these questions unless otherwise directed.

VIII. Title 40 Code of Federal Regulations Part 63 - National Emission Standards for Hazardous Air Pollutants for Source Categories (continued)	
X. Subpart JJJ - National Emission Standards for Hazardous Air Pollutant Emissions: Group IV Polymers and Resins (continued)	
13. The application area includes waste management units that receive or manage a Group 1 wastewater stream, or a residual removed from a Group 1 wastewater stream prior to shipment or transport.	<input type="checkbox"/> Yes <input type="checkbox"/> No
Containers	
14. The application area includes containers that receive, manage, or treat a Group 1 wastewater stream or a residual removed from a Group 1 wastewater stream.	<input type="checkbox"/> Yes <input type="checkbox"/> No
Drains	
15. The application area includes individual drain systems that receive or manage a Group 1 wastewater stream or a residual removed from a Group 1 wastewater stream. <i>If the response to Question VIII.X.15 is "No," go to Question VIII.X.18.</i>	<input type="checkbox"/> Yes <input type="checkbox"/> No
16. The application area includes individual drain systems that are complying with 40 CFR § 63.136 through the use of cover and, if vented, closed vent systems and control devices.	<input type="checkbox"/> Yes <input type="checkbox"/> No
17. The application area includes individual drain systems that are complying with 40 CFR § 63.136 through the use of water seals or tightly fitting caps or plugs.	<input type="checkbox"/> Yes <input type="checkbox"/> No
18. The application area includes drains, drain hubs, manholes, lift stations, trenches, or pipes that are part of a thermoplastic product process unit. <i>If the response to Question VIII.X.18 is "No," go to Section VIII.Y.</i>	<input type="checkbox"/> Yes <input type="checkbox"/> No

Application Area-Wide Applicability Determinations and General Information
Form OP-REQ1 (Page 67)
Federal Operating Permit Program
Texas Commission on Environmental Quality

Date	Permit No.	Regulated Entity No.
02/02/2026	TBD	RN100219310

For SOP applications, answer ALL questions unless otherwise directed.

◆ For GOP applications, answer ONLY these questions unless otherwise directed.

VIII. Title 40 Code of Federal Regulations Part 63 - National Emission Standards for Hazardous Air Pollutants for Source Categories (continued)	
X. Subpart JJJ - National Emission Standards for Hazardous Air Pollutant Emissions: Group IV Polymers and Resins (continued)	
<i>Drains (continued)</i>	
<p>19. The application area includes drains, drain hubs, manholes, lift stations, trenches or pipes that meet the criteria listed in 40 CFR § 63.149(d) and § 63.1330(b)(12). <i>If the response to Question VIII.X.19 is "NO," go to Section VIII.Y.</i></p>	<input type="checkbox"/> Yes <input type="checkbox"/> No
<p>20. The application area includes drains, drain hubs, manholes, lift stations, trenches, or pipes that convey water with a total annual average concentration greater than or equal to 10,000 parts per million by weight of compounds meeting the definition of organic HAP in 40 CFR § 63.1312, at any flow rate.</p>	<input type="checkbox"/> Yes <input type="checkbox"/> No
<p>21. The application area includes drains, drain hubs, manholes, lift stations, trenches or pipes that convey water with a total annual average concentration greater than or equal to 1,000 parts per million by weight of compounds meeting the definition of organic HAP in 40 CFR § 63.1312, at an annual average flow rate greater than or equal to 10 liters per minute.</p>	<input type="checkbox"/> Yes <input type="checkbox"/> No
<p>22. The application area includes drains, drain hubs, manholes, lift stations, trenches or pipes that are part of an thermoplastic product process unit that is a new affected source or part of a new affected source and the equipment conveys water with a total annual average concentration greater than or equal to 10 parts per million by weight of compounds meeting the definition of organic HAP in 40 CFR § 63.1312, at an average annual flow rate greater than or equal to 0.02 liter per minute</p>	<input type="checkbox"/> Yes <input type="checkbox"/> No

Application Area-Wide Applicability Determinations and General Information
Form OP-REQ1 (Page 68)
Federal Operating Permit Program
Texas Commission on Environmental Quality

Date	Permit No.	Regulated Entity No.
02/02/2026	TBD	RN100219310

For SOP applications, answer ALL questions unless otherwise directed.

◆ For GOP applications, answer ONLY these questions unless otherwise directed.

VIII. Title 40 Code of Federal Regulations Part 63 - National Emission Standards for Hazardous Air Pollutants for Source Categories (continued)		
Y. Subpart UUU - National Emission Standards for Hazardous Air Pollutants for Petroleum Refineries: Catalytic Cracking Units, Catalytic Reforming Units, and Sulfur Recovery Units.		
1. The application area is subject to 40 CFR Part 63, Subpart UUU - National Emission Standards for Hazardous Air Pollutants for Petroleum Refineries: Catalytic Cracking Units, Catalytic Reforming Units, and Sulfur Recovery Units.	<input checked="" type="checkbox"/> Yes <input type="checkbox"/> No	
Z. Subpart AAAA - National Emission Standards for Hazardous Air Pollutants for Municipal Solid Waste (MSW) Landfills.		
◆ 1. The application area is subject to 40 CFR Part 63, Subpart AAAA - National Emission Standards for Hazardous Air Pollutants for Municipal Solid Waste Landfills.	<input type="checkbox"/> Yes <input checked="" type="checkbox"/> No	
AA. Subpart FFFF - National Emission Standards for Hazardous Air Pollutants for Miscellaneous Organic Chemical Production and Processes (MON)		
1. The application area is located at a site that includes process units that manufacture as a primary product one or more of the chemicals listed in 40 CFR § 63.2435(b)(1).	<input type="checkbox"/> Yes <input checked="" type="checkbox"/> No	
2. The application area is located at a plant site that is a major source as defined in FCAA § 112(a).	<input checked="" type="checkbox"/> Yes <input type="checkbox"/> No	
3. The application area is located at a site that includes miscellaneous chemical manufacturing process units (MCPU) that process, use or generate one or more of the organic hazardous air pollutants listed in § 112(b) of the Clean Air Act or hydrogen halide and halogen HAP. <i>If the response to Question VIII.AA.1, AA.2 or AA.3 is "No," go to Section VIII.BB.</i>	<input type="checkbox"/> Yes <input checked="" type="checkbox"/> No	
4. The application area includes process vents, storage vessels, transfer racks, or waste streams associated with a miscellaneous chemical manufacturing process subject to 40 CFR 63, Subpart FFFF. <i>If the response to Question VIII.AA.4 is "No," go to Section VIII.BB.</i>	<input type="checkbox"/> Yes <input type="checkbox"/> No	

Application Area-Wide Applicability Determinations and General Information
Form OP-REQ1 (Page 69)
Federal Operating Permit Program
Texas Commission on Environmental Quality

Date	Permit No.	Regulated Entity No.
02/02/2026	TBD	RN100219310

For SOP applications, answer ALL questions unless otherwise directed.

◆ For GOP applications, answer ONLY these questions unless otherwise directed.

VIII. Title 40 Code of Federal Regulations Part 63 - National Emission Standards for Hazardous Air Pollutants for Source Categories (continued)		
AA. Subpart FFFF - National Emission Standards for Hazardous Air Pollutants for Miscellaneous Organic Chemical Production and Processes (MON) (continued)		
5.	The application area includes process wastewater streams. <i>If the response to Question VIII.AA.5 is "No," go to Question VIII.AA.24.</i>	<input type="checkbox"/> Yes <input type="checkbox"/> No
6.	The application area includes process wastewater streams, located at existing sources, that are designated as Group 1 or are determined to be Group 1 for compounds listed in Table 8 of 40 CFR Part 63, Subpart G or Table 8 and Table 9 of 40 CFR Part 63, Subpart FFFF, as appropriate.	<input type="checkbox"/> Yes <input type="checkbox"/> No
7.	The application area includes process wastewater streams, located at existing sources, that are Group 2 for compounds listed in Table 8 or Table 8 and Table 9 of 40 CFR Part 63, Subpart FFFF, as appropriate.	<input type="checkbox"/> Yes <input type="checkbox"/> No
8.	The application area includes process wastewater streams, located at new sources, that are designated as Group 1 or are determined to be Group 1 for compounds listed in Table 8 of 40 CFR Part 63, Subpart G or Table 8 and Table 9 of 40 CFR Part 63, Subpart FFFF, as appropriate.	<input type="checkbox"/> Yes <input type="checkbox"/> No
9.	The application area includes process wastewater streams, located at new sources, that are Group 2 for compounds listed in Table 8 or Table 8 and Table 9 of 40 CFR Part 63, Subpart FFFF, as appropriate.	<input type="checkbox"/> Yes <input type="checkbox"/> No
10.	All Group 1 wastewater streams at the site are demonstrated to have a total source mass flow rate of less than 1 MG/yr. <i>If the response to Question VIII.AA.10 is "Yes," go to Question VIII.AA.24.</i>	<input type="checkbox"/> Yes <input type="checkbox"/> No
11.	The site has untreated and/or partially treated Group 1 wastewater streams demonstrated to have a total source mass flow rate of less than 1 MG/yr. <i>If the response to Question VIII.AA.11 is "No," go to Question VIII.AA.13.</i>	<input type="checkbox"/> Yes <input type="checkbox"/> No
12.	The application area includes waste management units that receive or manage a partially treated Group 1 wastewater stream prior to or during treatment.	<input type="checkbox"/> Yes <input type="checkbox"/> No
13.	Group 1 wastewater streams or residual removed from Group 1 wastewater streams are transferred to an on-site treatment operation that is not owned or operated by the owner or operator of the source generating the waste stream or residual.	<input type="checkbox"/> Yes <input type="checkbox"/> No

Application Area-Wide Applicability Determinations and General Information
Form OP-REQ1 (Page 70)
Federal Operating Permit Program
Texas Commission on Environmental Quality

Date	Permit No.	Regulated Entity No.
02/02/2026	TBD	RN100219310

For SOP applications, answer ALL questions unless otherwise directed.

◆ For GOP applications, answer ONLY these questions unless otherwise directed.

VIII. Title 40 Code of Federal Regulations Part 63 - National Emission Standards for Hazardous Air Pollutants for Source Categories (continued)		
AA. Subpart FFFF - National Emission Standards for Hazardous Air Pollutants for Miscellaneous Organic Chemical Production and Processes (MON) (continued)		
14.	Group 1 wastewater streams or residual removed from Group 1 wastewater streams are transferred to an off-site treatment operation. <i>If the responses to Questions VIII.AA.13 and VIII.AA.14 are both "No," go to Question VIII.AA.20.</i>	<input type="checkbox"/> Yes <input type="checkbox"/> No
15.	Group 1 wastewater streams are transferred to an offsite treatment facility meeting the requirements of 40 CFR § 63.138(h). <i>If the response to Question VIII.AA.15 is "No," go to Question VIII.AA.17.</i>	<input type="checkbox"/> Yes <input type="checkbox"/> No
16.	The option to document in the notification of compliance status report that the wastewater will be treated in a facility meeting the requirements of 40 CFR § 63.138(h) is elected.	<input type="checkbox"/> Yes <input type="checkbox"/> No
17.	Group 1 wastewater streams or residuals with a total annual average concentration of compounds in Table 8 of 40 CFR Part 63, Subpart FFFF less than 50 ppmw are transferred offsite. <i>If the response to Question VIII.AA.17 is "No," go to Question VIII.AA.19.</i>	<input type="checkbox"/> Yes <input type="checkbox"/> No
18.	The transferor is demonstrating that less than 5 percent of the HAP in Table 9 of 40 CFR Part 63, Subpart FFFF is emitted from waste management units up to the activated sludge unit.	<input type="checkbox"/> Yes <input type="checkbox"/> No
19.	The application area includes waste management units that receive or manage a Group 1 wastewater stream, or a residual removed from a Group 1 wastewater stream prior to shipment or transport.	<input type="checkbox"/> Yes <input type="checkbox"/> No
20.	The application area includes containers that receive, manage, or treat a Group 1 wastewater stream or a residual removed from a Group 1 wastewater stream.	<input type="checkbox"/> Yes <input type="checkbox"/> No
21.	The application area includes individual drain systems that receive or manage a Group 1 wastewater stream, or a residual removed from a Group 1 wastewater stream. <i>If the response to Question VIII.AA.21 is "No," go to Question VIII.AA.24.</i>	<input type="checkbox"/> Yes <input type="checkbox"/> No
22.	The application area includes individual drain systems that are complying with 40 CFR § 63.136 through the use of cover and, if vented, closed vent systems and control devices.	<input type="checkbox"/> Yes <input type="checkbox"/> No

Application Area-Wide Applicability Determinations and General Information
Form OP-REQ1 (Page 71)
Federal Operating Permit Program
Texas Commission on Environmental Quality

Date	Permit No.	Regulated Entity No.
02/02/2026	TBD	RN100219310

For SOP applications, answer ALL questions unless otherwise directed.

◆ For GOP applications, answer ONLY these questions unless otherwise directed.

VIII. Title 40 Code of Federal Regulations Part 63 - National Emission Standards for Hazardous Air Pollutants for Source Categories (continued)	
AA. Subpart FFFF - National Emission Standards for Hazardous Air Pollutants for Miscellaneous Organic Chemical Production and Processes (MON) (continued)	
23. The application area includes individual drain systems that are complying with 40 CFR § 63.136 through the use of water seals or tightly fitting caps or plugs.	<input type="checkbox"/> Yes <input type="checkbox"/> No
24. The application area includes drains, drain hubs, manholes, lift stations, trenches, or pipes that are part of a chemical manufacturing process unit that meets the criteria of 40 CFR § 63.100(b). <i>If the response to Question VIII.AA.24 is "No," go to Section VIII.BB.</i>	<input type="checkbox"/> Yes <input type="checkbox"/> No
25. The application area includes drains, drain hubs, manholes, lift stations, trenches or pipes (that are part of a miscellaneous chemical manufacturing process unit) that meet the criteria listed in 40 CFR § 63.149(d). <i>If the response to Question VIII.AA.25 is "No," go to Section VIII.BB.</i>	<input type="checkbox"/> Yes <input type="checkbox"/> No
26. The application area includes drains, drain hubs, manholes, lift stations, trenches or pipes that convey water with a total annual average concentration of compounds in table 8 of 40 CFR Part 63, Subpart FFFF is greater than or equal to 10,000 ppmw at any flow rate, and the total annual load of compounds in table 8 of 40 CFR Part 63, Subpart FFFF is greater than or equal to 200 lb/yr.	<input type="checkbox"/> Yes <input type="checkbox"/> No
27. The application area includes drains, drain hubs, manholes, lift stations, trenches, or pipes that convey water with a total annual average concentration of compounds in table 8 of 40 CFR Part 63, Subpart FFFF is greater than or equal to 1,000 ppmw, and the annual average flow rate is greater than or equal to 1 liter per minute.	<input type="checkbox"/> Yes <input type="checkbox"/> No
28. The application area includes drains, drain hubs, manholes, lift stations, trenches or pipes that are part of a chemical manufacturing process unit that is subject to the new source requirements of 40 CFR § 63.2445(a); and the equipment conveys water with a combined total annual average concentration of compounds in tables 8 and 9 of 40 CFR Part 63, Subpart FFFF is greater than or equal to 30,000 ppmw, and the combined total annual load of compounds in tables 8 and 9 to this subpart is greater than or equal to 1 tpy.	<input type="checkbox"/> Yes <input type="checkbox"/> No

Application Area-Wide Applicability Determinations and General Information
Form OP-REQ1 (Page 72)
Federal Operating Permit Program
Texas Commission on Environmental Quality

Date	Permit No.	Regulated Entity No.
02/02/2026	TBD	RN100219310

For SOP applications, answer ALL questions unless otherwise directed.

◆ For GOP applications, answer ONLY these questions unless otherwise directed.

VIII. Title 40 Code of Federal Regulations Part 63 - National Emission Standards for Hazardous Air Pollutants for Source Categories (continued)	
BB. Subpart GGGG - National Emission Standards for Hazardous Air Pollutants for: Solvent Extractions for Vegetable Oil Production.	
1. The application area includes a vegetable oil production process that: is by itself a major source of HAP emissions or, is collocated within a plant site with other sources that are individually or collectively a major source of HAP emissions.	<input type="checkbox"/> Yes <input checked="" type="checkbox"/> No
CC. Subpart GGGGG - National Emission Standards for Hazardous Air Pollutants: Site Remediation	
1. The application area includes a facility at which a site remediation is conducted. <i>If the answer to Question VIII.CC.1 is "No," go to Section VIII.DD.</i>	<input checked="" type="checkbox"/> Yes <input type="checkbox"/> No
2. The application area is located at a site that is a major source of HAP. <i>If the answer to Question VIII.CC.2 is "No," go to Section VIII.DD.</i>	<input checked="" type="checkbox"/> Yes <input type="checkbox"/> No
3. All site remediations qualify for one of the exemptions contained in 40 CFR § 63.7881(b)(1) through (6). <i>If the answer to Question VIII.CC.3 is "Yes," go to Section VIII.DD.</i>	<input type="checkbox"/> Yes <input checked="" type="checkbox"/> No
4. All site remediation activities are complete, and the Administrator has been notified in writing. <i>If the answer to Question VIII.CC.4 is "Yes," go to Section VIII.DD.</i>	<input type="checkbox"/> Yes <input checked="" type="checkbox"/> No
5. Prior to beginning site remediation activities, it was determined that the total quantity of HAP listed in Table 1 of Subpart GGGGG that will be removed during all site remediations will be less than 1 Mg/yr. <i>If the answer to Question VIII.CC.5 is "Yes," go to Section VIII.DD.</i>	<input checked="" type="checkbox"/> Yes <input type="checkbox"/> No
6. The site remediation will be completed within 30 consecutive calendar days.	<input type="checkbox"/> Yes <input type="checkbox"/> No
7. No site remediation will exceed 30 consecutive calendar days. <i>If the answer to Question VIII.CC.7 is "Yes," go to Section VIII.DD.</i>	<input type="checkbox"/> Yes <input type="checkbox"/> No
8. Site remediation materials subject to 40 CFR Part 63, Subpart GGGGG are transferred from the application area to an off-site facility.	<input type="checkbox"/> Yes <input type="checkbox"/> No
9. All site remediation materials subject to 40 CFR Part 63, Subpart GGGGG are transferred from the application area to an off-site facility. <i>If the answer to Question VIII.CC.9 is "Yes," go to Section VIII.DD.</i>	<input type="checkbox"/> Yes <input type="checkbox"/> No

Application Area-Wide Applicability Determinations and General Information
Form OP-REQ1 (Page 73)
Federal Operating Permit Program
Texas Commission on Environmental Quality

Date	Permit No.	Regulated Entity No.
02/02/2026	TBD	RN100219310

For SOP applications, answer ALL questions unless otherwise directed.

◆ For GOP applications, answer ONLY these questions unless otherwise directed.

VIII. Title 40 Code of Federal Regulations Part 63 - National Emission Standards for Hazardous Air Pollutants for Source Categories (continued)		
CC. Subpart GGGGG - National Emission Standards for Hazardous Air Pollutants: Site Remediation (continued)		
10.	The application area includes a remediation material management unit used for cleanup of radioactive mixed waste per § 63.7886(c).	<input type="checkbox"/> Yes <input type="checkbox"/> No
11.	The application area includes a remediation material management unit or combination of units with a total annual quantity of HAP less than 1 Mg/yr that is being exempted from § 63.7886(b) per § 63.7886(d).	<input type="checkbox"/> Yes <input type="checkbox"/> No
12.	The application area includes a remediation material management unit that has an average total VOHAP concentration of remediation material less than 500 ppmw and is complying with § 63.7886(b)(2). <i>If the response to Question VIII.CC.12 is "No," go to Question VIII.CC.14.</i>	<input type="checkbox"/> Yes <input type="checkbox"/> No
13.	The application area includes a remediation material management unit that concentrates all or part of the material such that the material's VOHAP concentration could increase.	<input type="checkbox"/> Yes <input type="checkbox"/> No
14.	The application area includes containers that manage site remediation materials subject to 40 CFR Part 63, Subpart GGGGG. <i>If the response to Question VIII.CC.14 is "No," go to Question VIII.CC.21.</i>	<input type="checkbox"/> Yes <input type="checkbox"/> No
15.	The application area includes containers that are also subject to and complying with another subpart under 40 CFR part 61 or part 63 per § 63.7886(b)(3).	<input type="checkbox"/> Yes <input type="checkbox"/> No
16.	The application area includes containers that are complying with alternative work practice standards that have been approved by the EPA per § 63.7900(e).	<input type="checkbox"/> Yes <input type="checkbox"/> No
17.	The application area includes containers using Container Level 1 controls as specified in 40 CFR § 63.922(b).	<input type="checkbox"/> Yes <input type="checkbox"/> No
18.	The application area includes containers with a capacity greater than 0.46 m ³ that meet the requirements of 40 CFR § 63.7900(b)(3)(i) and (ii).	<input type="checkbox"/> Yes <input type="checkbox"/> No
19.	The application area includes containers using Container Level 2 controls as specified in 40 CFR § 63.923(b).	<input type="checkbox"/> Yes <input type="checkbox"/> No
20.	The application area includes containers using Container Level 3 controls as specified in 40 CFR § 63.924(b).	<input type="checkbox"/> Yes <input type="checkbox"/> No
21.	The application area includes individual drain systems complying with the requirements of 40 CFR § 63.962.	<input type="checkbox"/> Yes <input type="checkbox"/> No

Application Area-Wide Applicability Determinations and General Information
Form OP-REQ1 (Page 74)
Federal Operating Permit Program
Texas Commission on Environmental Quality

Date	Permit No.	Regulated Entity No.
02/02/2026	TBD	RN100219310

For SOP applications, answer ALL questions unless otherwise directed.

◆ For GOP applications, answer ONLY these questions unless otherwise directed.

VIII. Title 40 Code of Federal Regulations Part 63 - National Emission Standards for Hazardous Air Pollutants for Source Categories (continued)	
DD. Subpart YYYYY - National Emission Standards for Hazardous Air Pollutants for Area/Sources: Electric Arc Furnace Steelmaking Facilities	
1. The application area includes an electric arc furnace (EAF) steelmaking facility, and the site is an area source of hazardous air pollutant (HAP) emissions. <i>If the response to Question VIII.DD.1 is "No," go to Section VIII.EE.</i>	<input type="checkbox"/> Yes <input checked="" type="checkbox"/> No
2. The EAF steelmaking facility is a research and development facility. <i>If the response to Question VIII.DD.2 is "Yes," go to Section VIII.EE.</i>	<input type="checkbox"/> Yes <input type="checkbox"/> No
3. Metallic scrap is utilized in the EAF.	<input type="checkbox"/> Yes <input type="checkbox"/> No
4. Scrap containing motor vehicle scrap is utilized in the EAF.	<input type="checkbox"/> Yes <input type="checkbox"/> No
5. Scrap not containing motor vehicle scrap is utilized in the EAF.	<input type="checkbox"/> Yes <input type="checkbox"/> No
EE. Subpart BBBB - National Emission Standards for Hazardous Air Pollutants for Source Category: Gasoline Distribution Bulk Terminals, Bulk Plants and Pipeline Facilities	
1. The application area is located at a site that is an area source of HAPs. <i>If the answer to Question EE.1 is "No," go to Section VIII.FF.</i>	<input type="checkbox"/> Yes <input checked="" type="checkbox"/> No
2. The application area includes a pipeline breakout station, as defined in 40 CFR Part 63, Subpart BBBB, not subject to the control requirements of 40 CFR Part 63, Subpart R.	<input type="checkbox"/> Yes <input type="checkbox"/> No
3. The application area includes a pipeline pumping station as defined in 40 CFR Part 63, Subpart BBBB.	<input type="checkbox"/> Yes <input type="checkbox"/> No

Application Area-Wide Applicability Determinations and General Information
Form OP-REQ1 (Page 75)
Federal Operating Permit Program
Texas Commission on Environmental Quality

Date	Permit No.	Regulated Entity No.
02/02/2026	TBD	RN100219310

For SOP applications, answer ALL questions unless otherwise directed.

◆ For GOP applications, answer ONLY these questions unless otherwise directed.

VIII. Title 40 Code of Federal Regulations Part 63 - National Emission Standards for Hazardous Air Pollutants for Source Categories (continued)		
EE. Subpart BBBBBB - National Emission Standards for Hazardous Air Pollutants for Source Category: Gasoline Distribution Bulk Terminals, Bulk Plants and Pipeline Facilities (continued)		
4.	The application area includes a bulk gasoline plant as defined in 40 CFR Part 63, Subpart BBBBBB. <i>If the answer to Question VIII.EE.4 is "No," go to Question VIII.EE.6.</i>	<input type="checkbox"/> Yes <input type="checkbox"/> No
5.	The bulk gasoline plant was operating, prior to January 10, 2010, in compliance with an enforceable State, local or tribal rule or permit that requires submerged fill as specified in 40 CFR § 63.11086(a).	<input type="checkbox"/> Yes <input type="checkbox"/> No
6.	The application area includes a bulk gasoline terminal, as defined in 40 CFR Part 63, Subpart BBBBBB, not subject to the control requirements of 40 CFR Part 63, Subpart R or Subpart CC. <i>If the answer to Question VIII.EE.6 is "No," go to Section VIII.FF.</i>	<input type="checkbox"/> Yes <input type="checkbox"/> No
7.	The bulk gasoline terminal has throughput of less than 250,000 gallons per day. <i>If the answer to Question VIII.EE.7 is "Yes," go to Section VIII.FF.</i>	<input type="checkbox"/> Yes <input type="checkbox"/> No
8.	The bulk gasoline terminal loads gasoline into gasoline cargo tanks other than railcar cargo tanks.	<input type="checkbox"/> Yes <input type="checkbox"/> No
9.	The bulk gasoline terminal loads gasoline into railcar cargo tanks. <i>If the answer to Question VIII.EE.9 is "No," go to Section VIII.FF.</i>	<input type="checkbox"/> Yes <input type="checkbox"/> No
10.	The bulk gasoline terminal loads gasoline into railcar cargo tanks which do not collect vapors from a vapor balance system.	<input type="checkbox"/> Yes <input type="checkbox"/> No

Application Area-Wide Applicability Determinations and General Information
Form OP-REQ1 (Page 76)
Federal Operating Permit Program
Texas Commission on Environmental Quality

Date	Permit No.	Regulated Entity No.
02/02/2026	TBD	RN100219310

For SOP applications, answer ALL questions unless otherwise directed.

◆ For GOP applications, answer ONLY these questions unless otherwise directed.

VIII. Title 40 Code of Federal Regulations Part 63 - National Emission Standards for Hazardous Air Pollutants for Source Categories (continued)		
EE. Subpart BBBBBB - National Emission Standards for Hazardous Air Pollutants for Source Category: Gasoline Distribution Bulk Terminals, Bulk Plants and Pipeline Facilities (continued)		
11. The bulk gasoline terminal loads gasoline into railcar cargo tanks which collect vapors from a vapor balance system and that system complies with a Federal, State, local, tribal rule or permit.	<input type="checkbox"/> Yes <input type="checkbox"/> No	
FF. Subpart CCCCCC - National Emission Standards for Hazardous Air Pollutants for Source Category: Gasoline Dispensing Facilities		
◆ 1. The application area is located at a site that is an area source of hazardous air pollutants. <i>If the answer to Question VIII.FF.1 is "No," go to Section VIII.GG.</i>	<input type="checkbox"/> Yes <input checked="" type="checkbox"/> No	
◆ 2. The application area includes at least one gasoline dispensing facility as defined in 40 CFR § 63.11132. <i>If the answer to Question VIII.FF.2 is "No," go to Section VIII.GG.</i>	<input type="checkbox"/> Yes <input type="checkbox"/> No	
◆ 3. The application area includes at least one gasoline dispensing facility with a monthly throughput of less than 10,000 gallons.	<input type="checkbox"/> Yes <input type="checkbox"/> No	
◆ 4. The application area includes at least one gasoline dispensing facility where gasoline is dispensed from a fixed gasoline storage tank into a portable gasoline tank for the on-site delivery and subsequent dispensing into other gasoline-fueled equipment.	<input type="checkbox"/> Yes <input type="checkbox"/> No	
GG. Recently Promulgated 40 CFR Part 63 Subparts		
◆ 1. The application area is subject to one or more promulgated 40 CFR Part 63 subparts not addressed on this form. <i>If the response to Question VIII.GG.1 is "No," go to Section IX. A list of promulgated 40 CFR Part 63 subparts not otherwise addressed on OP-REQ1 is included in the instructions.</i>	<input checked="" type="checkbox"/> Yes <input type="checkbox"/> No	
◆ 2. Provide the Subpart designation (i.e. Subpart EEE) in the space provided below.		
Subpart ZZZZ, Subpart DDDDD		

Application Area-Wide Applicability Determinations and General Information
Form OP-REQ1 (Page 77)
Federal Operating Permit Program
Texas Commission on Environmental Quality

Date	Permit No.	Regulated Entity No.
02/02/2026	TBD	RN100219310

For SOP applications, answer ALL questions unless otherwise directed.

◆ For GOP applications, answer ONLY these questions unless otherwise directed.

IX. Title 40 Code of Federal Regulations Part 68 (40 CFR Part 68) - Chemical Accident Prevention Provisions		
A. Applicability		
◆	1. The application area contains processes subject to 40 CFR Part 68, Chemical Accident Prevention Provisions, and specified in 40 CFR § 68.10.	<input checked="" type="checkbox"/> Yes <input type="checkbox"/> No
X. Title 40 Code of Federal Regulations Part 82 (40 CFR Part 82) - Protection of Stratospheric Ozone		
A. Subpart A - Production and Consumption Controls		
◆	1. The application area is located at a site that produces, transforms, destroys, imports, or exports a controlled substance or product.	<input type="checkbox"/> Yes <input checked="" type="checkbox"/> No <input type="checkbox"/> N/A
B. Subpart B - Servicing of Motor Vehicle Air Conditioners		
◆	1. Servicing, maintenance, and/or repair of fleet vehicle air conditioning systems using ozone-depleting refrigerants is conducted in the application area.	<input type="checkbox"/> Yes <input checked="" type="checkbox"/> NO
C. Subpart C - Ban on Nonessential Products Containing Class I Substances and Ban on Nonessential Products Containing or Manufactured with Class II Substances		
◆	1. The application area sells or distributes one or more nonessential products (which release a Class I or Class II substance) that are subject to 40 CFR Part 82, Subpart C.	<input type="checkbox"/> Yes <input checked="" type="checkbox"/> No <input type="checkbox"/> N/A
D. Subpart D - Federal Procurement		
◆	1. The application area is owned/operated by a department, agency, or instrumentality of the United States.	<input type="checkbox"/> Yes <input checked="" type="checkbox"/> No <input type="checkbox"/> N/A
E. Subpart E - The Labeling of Products Using Ozone Depleting Substances		
◆	1. The application area includes containers in which a Class I or Class II substance is stored or transported prior to the sale of the Class I or Class II substance to the ultimate consumer.	<input type="checkbox"/> Yes <input checked="" type="checkbox"/> No <input type="checkbox"/> N/A
◆	2. The application area is a manufacturer, importer, wholesaler, distributor, or retailer of products containing a Class I or Class II substance.	<input type="checkbox"/> Yes <input checked="" type="checkbox"/> No <input type="checkbox"/> N/A
◆	3. The application area is a manufacturer, importer, wholesaler, distributor, or retailer of products manufactured with a process that uses a Class I or Class II substance.	<input type="checkbox"/> Yes <input checked="" type="checkbox"/> No <input type="checkbox"/> N/A

Application Area-Wide Applicability Determinations and General Information
Form OP-REQ1 (Page 78)
Federal Operating Permit Program
Texas Commission on Environmental Quality

Date	Permit No.	Regulated Entity No.
02/02/2026	TBD	RN100219310

For SOP applications, answer ALL questions unless otherwise directed.

◆ For GOP applications, answer ONLY these questions unless otherwise directed.

X. Title 40 Code of Federal Regulations Part 82 (40 CFR Part 82) - Protection of Stratospheric Ozone (continued)		
F. Subpart F - Recycling and Emissions Reduction		
◆	1. Servicing, maintenance, and/or repair on refrigeration and non-motor vehicle air condition appliances using ozone-depleting refrigerants or non-exempt substitutes is conducted in the application area.	<input checked="" type="checkbox"/> Yes <input type="checkbox"/> No
◆	2. Disposal of appliances (including motor vehicle air conditioners) or refrigerant or non-exempt substitute reclamation occurs in the application area.	<input type="checkbox"/> Yes <input checked="" type="checkbox"/> No <input type="checkbox"/> N/A
◆	3. The application area manufactures appliances or refrigerant recycling and recovery equipment.	<input type="checkbox"/> Yes <input checked="" type="checkbox"/> No <input type="checkbox"/> N/A
G. Subpart G - Significant New Alternatives Policy Program		
◆	1. The application area manufactures, formulates, or creates chemicals, product substitutes, or alternative manufacturing processes that are intended for use as a replacement for a Class I or Class II compound. <i>If the response to Question X.G.1 is "No" or "N/A," go to Section X.H.</i>	<input type="checkbox"/> Yes <input checked="" type="checkbox"/> No <input type="checkbox"/> N/A
◆	2. All substitutes produced by the application area meet one or more of the exemptions in 40 CFR § 82.176(b)(1) - (7).	<input type="checkbox"/> Yes <input type="checkbox"/> No <input type="checkbox"/> N/A
H. Subpart H -Halon Emissions Reduction		
◆	1. Testing, servicing, maintaining, repairing, or disposing of equipment containing halons is conducted in the application area.	<input type="checkbox"/> Yes <input checked="" type="checkbox"/> No <input type="checkbox"/> N/A
◆	2. Disposal of halons or manufacturing of halon blends is conducted in the application area.	<input type="checkbox"/> Yes <input checked="" type="checkbox"/> No <input type="checkbox"/> N/A
XI. Miscellaneous		
A. Requirements Reference Tables (RRT) and Flowcharts		
1.	The application area contains units that are potentially subject to a regulation for which the TCEQ has not developed an RRT and flowchart.	<input type="checkbox"/> Yes <input checked="" type="checkbox"/> No

Application Area-Wide Applicability Determinations and General Information
Form OP-REQ1 (Page 79)
Federal Operating Permit Program
Texas Commission on Environmental Quality

Date	Permit No.	Regulated Entity No.
02/02/2026	TBD	RN100219310

For SOP applications, answer ALL questions unless otherwise directed.

◆ For GOP applications, answer ONLY these questions unless otherwise directed.

XI. Miscellaneous (continued)		
B. Forms		
◆	1. The application area contains units that are potentially subject to a regulation for which the TCEQ has not developed a unit attribute form. <i>If the response to Question XI.B.1 is "No" or "N/A," go to Section XI.C.</i>	<input type="checkbox"/> Yes <input checked="" type="checkbox"/> No <input type="checkbox"/> N/A
◆	2. Provide the Part and Subpart designation for the federal rule(s) or the Chapter, Subchapter, and Division designation for the State regulation(s) in the space provided below.	
C. Emission Limitation Certifications		
◆	1. The application area includes units for which federally enforceable emission limitations have been established by certification.	<input checked="" type="checkbox"/> Yes <input type="checkbox"/> No
D. Alternative Means of Control, Alternative Emission Limitation or Standard, or Equivalent Requirements		
	1. The application area is located at a site that is subject to a site-specific requirement of the state implementation plan (SIP).	<input type="checkbox"/> Yes <input checked="" type="checkbox"/> No
	2. The application area includes units located at the site that are subject to a site-specific requirement of the SIP.	<input type="checkbox"/> Yes <input checked="" type="checkbox"/> No
	3. The application area includes units which demonstrate compliance by using an alternative means of control, alternative emission limitation or standard or equivalent requirements approved by the EPA Administrator. <i>If the response to Question XI.D.3 is "Yes," please include a copy of the approval document with the application.</i>	<input checked="" type="checkbox"/> Yes <input type="checkbox"/> No
	4. The application area includes units which demonstrate compliance by using an alternative means of control, alternative emission limitation or standard or equivalent requirements approved by the TCEQ Executive Director. <i>If the response to Question XI.D.4 is "Yes," please include a copy of the approval document with the application.</i>	<input type="checkbox"/> Yes <input checked="" type="checkbox"/> No

Application Area-Wide Applicability Determinations and General Information
Form OP-REQ1 (Page 80)
Federal Operating Permit Program
Texas Commission on Environmental Quality

Date	Permit No.	Regulated Entity No.
02/02/2026	TBD	RN100219310

For SOP applications, answer ALL questions unless otherwise directed.

◆ For GOP applications, answer ONLY these questions unless otherwise directed.

XI. Miscellaneous (continued)		
E. Title IV - Acid Rain Program		
1.	The application area includes emission units subject to the Acid Rain Program (ARP), including the Opt-In Program.	<input type="checkbox"/> Yes <input checked="" type="checkbox"/> No
2.	The application area includes emission units qualifying for the new unit exemption under 40 CFR § 72.7.	<input type="checkbox"/> Yes <input checked="" type="checkbox"/> No
3.	The application area includes emission units qualifying for the retired unit exemption under 40 CFR § 72.8.	<input type="checkbox"/> Yes <input checked="" type="checkbox"/> No
F. 40 CFR Part 97, Subpart EEEEE - Cross-State Air Pollution Rule (CSAPR) NO_x Ozone Season Group 2 Trading Program		
1.	The application area includes emission units subject to the requirements of the CSAPR NO _x Ozone Season Group 2 Trading Program. <i>If the response to Question XI.F.1 is "No," go to Question XI.F.7.</i>	<input type="checkbox"/> Yes <input checked="" type="checkbox"/> No
2.	The application area includes units that are complying with the CEMS requirements of 40 CFR Part 75, Subpart H for NO _x and heat input.	<input type="checkbox"/> Yes <input type="checkbox"/> No
3.	The application area includes gas or oil-fired units that are complying with the CEMS requirements of 40 CFR Part 75, Subpart H for NO _x , and the monitoring requirements of 40 CFR Part 75, Appendix D for heat input.	<input type="checkbox"/> Yes <input type="checkbox"/> No
4.	The application area includes gas or oil-fired peaking units that are complying with the monitoring requirements of 40 CFR Part 75, Appendix E for NO _x , and the monitoring requirements of 40 CFR Part 75, Appendix D for heat input.	<input type="checkbox"/> Yes <input type="checkbox"/> No
5.	The application area includes gas or oil-fired units that are complying with the Low Mass Emissions monitoring requirements of 40 CFR § 75.19 for NO _x and heat input.	<input type="checkbox"/> Yes <input type="checkbox"/> No
6.	The application area includes units that are complying with EPA-approved alternative monitoring system requirements of 40 CFR Part 75, Subpart E for NO _x and heat input.	<input type="checkbox"/> Yes <input type="checkbox"/> No
7.	The application area includes emission units that qualify for the CSAPR NO _x Ozone Season Group 2 retired unit exemption.	<input type="checkbox"/> Yes <input checked="" type="checkbox"/> No

Application Area-Wide Applicability Determinations and General Information
Form OP-REQ1 (Page 81)
Federal Operating Permit Program
Texas Commission on Environmental Quality

Date	Permit No.	Regulated Entity No.
02/02/2026	TBD	RN100219310

For SOP applications, answer ALL questions unless otherwise directed.

◆ For GOP applications, answer ONLY these questions unless otherwise directed.

XI. Miscellaneous (continued)	
G. 40 CFR Part 97, Subpart FFFFF - Texas SO₂ Trading Program	
1. The application area includes emission units complying with the requirements of the Texas SO ₂ Trading Program. <i>If the response to Question XI.G.1 is "No," go to Question XI.G.6.</i>	<input type="checkbox"/> Yes <input checked="" type="checkbox"/> No
2. The application area includes units that are complying with the CEMS requirements of 40 CFR Part 75, Subpart B for SO ₂ and 40 CFR Part 75, Subpart H for heat input.	<input type="checkbox"/> Yes <input type="checkbox"/> No
3. The application area includes gas or oil-fired units that are complying with the monitoring requirements of 40 CFR Part 75, Appendix D for SO ₂ and heat input.	<input type="checkbox"/> Yes <input type="checkbox"/> No
4. The application area includes gas or oil-fired units that are complying with the Low Mass Emissions monitoring requirements of 40 CFR § 75.19 for SO ₂ and heat input.	<input type="checkbox"/> Yes <input type="checkbox"/> No
5. The application area includes units that are complying with EPA-approved alternative monitoring system requirements of 40 CFR Part 75, Subpart E for SO ₂ and heat input.	<input type="checkbox"/> Yes <input type="checkbox"/> No
6. The application area includes emission units that qualify for the Texas SO ₂ Trading Program retired unit exemption.	<input type="checkbox"/> Yes <input checked="" type="checkbox"/> No
H. Permit Shield (SOP Applicants Only)	
1. A permit shield for negative applicability entries on Form OP-REQ2 (Negative Applicable Requirement Determinations) is being requested or already exists in the permit.	<input checked="" type="checkbox"/> Yes <input type="checkbox"/> No

Application Area-Wide Applicability Determinations and General Information
Form OP-REQ1 (Page 82)
Federal Operating Permit Program
Texas Commission on Environmental Quality

Date	Permit No.	Regulated Entity No.
02/02/2026	TBD	RN100219310

For SOP applications, answer ALL questions unless otherwise directed.

◆ For GOP applications, answer ONLY these questions unless otherwise directed.

XI. Miscellaneous (continued)		
I. GOP Type (Complete this section for GOP applications only)		
◆	1. The application area is applying for initial issuance, revision, or renewal of an oil and gas general operating permit under GOP No. 511 - Oil and Gas General Operating Permit for Brazoria, Chambers, Collin, Dallas, Denton, El Paso, Ellis, Fort Bend, Galveston, Hardin, Harris, Jefferson, Johnson, Kaufman, Liberty, Montgomery, Orange, Parker, Rockwall, Tarrant, Waller, and Wise Counties.	<input type="checkbox"/> Yes <input type="checkbox"/> No
◆	2. The application area is applying for initial issuance, revision, or renewal of an oil and gas general operating permit under GOP No. 512 - Oil and Gas General Operating Permit for Gregg, Nueces, and Victoria Counties.	<input type="checkbox"/> Yes <input type="checkbox"/> No
◆	3. The application area is applying for initial issuance, revision, or renewal of an oil and gas general operating permit under GOP No. 513 - Oil and Gas General Operating Permit for Aransas, Bexar, Calhoun, Matagorda, San Patricio, and Travis Counties.	<input type="checkbox"/> Yes <input type="checkbox"/> No
◆	4. The application area is applying for initial issuance, revision, or renewal of an oil and gas general operating permit under GOP No. 514 - Oil and Gas General Operating Permit for All Texas Counties Except Aransas, Bexar, Brazoria, Calhoun, Chambers, Collin, Dallas, Denton, El Paso, Ellis, Fort Bend, Galveston, Gregg, Hardin, Harris, Jefferson, Johnson, Kaufman, Liberty, Matagorda, Montgomery, Nueces, Orange, Parker, Rockwall, San Patricio, Tarrant, Travis, Victoria, Waller, and Wise County.	<input type="checkbox"/> Yes <input type="checkbox"/> No
◆	5. The application area is applying for initial issuance, revision, or renewal of a solid waste landfill general operating permit under GOP No. 517 - Municipal Solid Waste Landfill general operating permit.	<input type="checkbox"/> Yes <input type="checkbox"/> No
J. Title 30 TAC Chapter 101, Subchapter H		
◆	1. The application area is located in a nonattainment area. <i>If the response to Question XI.J.1 is "No," go to Question XI.J.3.</i>	<input checked="" type="checkbox"/> Yes <input type="checkbox"/> No
◆	2. The applicant has or will generate emission reductions to be credited in the TCEQ Emissions Banking and Trading Program.	<input checked="" type="checkbox"/> Yes <input type="checkbox"/> No <input type="checkbox"/> N/A
◆	3. The applicant has or will generate discrete emission reductions to be credited in the TCEQ Emissions Banking and Trading Program.	<input checked="" type="checkbox"/> Yes <input type="checkbox"/> No <input type="checkbox"/> N/A

Application Area-Wide Applicability Determinations and General Information
Form OP-REQ1 (Page 83)
Federal Operating Permit Program
Texas Commission on Environmental Quality

Date	Permit No.	Regulated Entity No.
02/02/2026	TBD	RN100219310

For SOP applications, answer ALL questions unless otherwise directed.

◆ For GOP applications, answer ONLY these questions unless otherwise directed.

XI. Miscellaneous (continued)		
J. Title 30 TAC Chapter 101, Subchapter H (continued)		
◆ 4.	The application area is located at a site in the Houston/Galveston/Brazoria nonattainment area where the facilities have a collective uncontrolled design capacity to emit 10 tpy or more of NO _x . <i>If the response to Question XI.J.4 is "Yes," go to Question XI.J.6.</i>	<input checked="" type="checkbox"/> Yes <input type="checkbox"/> No
◆ 5.	The application area is located at a site in the Houston/Galveston/Brazoria nonattainment area where the facilities previously had a collective uncontrolled design capacity to emit 10 tpy or more of NO _x and is subject to 101.351(c).	<input type="checkbox"/> Yes <input type="checkbox"/> No
6.	The application area includes an electric generating facility permitted under 30 TAC Chapter 116, Subchapter I.	<input type="checkbox"/> Yes <input checked="" type="checkbox"/> No
◆ 7.	The application area is located at a site in the Houston/Galveston/Brazoria nonattainment area and the site has a potential to emit more than 10 tpy of highly reactive volatile organic compounds (HRVOC) from facilities covered under 30 TAC Chapter 115, Subchapter H, Divisions 1 and 2.	<input checked="" type="checkbox"/> Yes <input type="checkbox"/> No
◆ 8.	The application area is located at a site in the Houston/Galveston/Brazoria nonattainment area, the site has a potential to emit 10 tpy or less of HRVOC from covered facilities and the applicant is opting to comply with the requirements of 30 TAC Chapter 101, Subchapter H, Division 6, Highly Reactive VOC Emissions Cap and Trade Program.	<input type="checkbox"/> Yes <input checked="" type="checkbox"/> No
K. Periodic Monitoring		
◆ 1.	The applicant or permit holder is submitting at least one periodic monitoring proposal described on Form OP-MON in this application. <i>If the response to Question XI.K.1 is "Yes," go to Section XI.L.</i>	<input checked="" type="checkbox"/> Yes <input type="checkbox"/> No
◆ 2.	The permit currently contains at least one periodic monitoring requirement. <i>If the responses to Questions XI.K.1 and XI.K.2 are both "No," go to Section XI.L.</i>	<input type="checkbox"/> Yes <input checked="" type="checkbox"/> No
◆ 3.	All periodic monitoring requirements are being removed from the permit with this application.	<input type="checkbox"/> Yes <input checked="" type="checkbox"/> No

Application Area-Wide Applicability Determinations and General Information
Form OP-REQ1 (Page 84)
Federal Operating Permit Program
Texas Commission on Environmental Quality

Date	Permit No.	Regulated Entity No.
02/02/2026	TBD	RN100219310

For SOP applications, answer ALL questions unless otherwise directed.

◆ For GOP applications, answer ONLY these questions unless otherwise directed.

XI. Miscellaneous (continued)		
L. Compliance Assurance Monitoring		
◆	1. The application area includes at least one unit that does not meet the CAM exemptions in 40 CFR § 64.2(b) for all applicable requirements that it is subject to, and the unit has a pre-control device potential to emit greater than or equal to the amount in tons per year required in a site classified as a major source. <i>If the response to Question XI.L.1 is "No," go to Section XI.M.</i>	<input checked="" type="checkbox"/> Yes <input type="checkbox"/> No
◆	2. The unit or units defined by XI.L.1 are using a control device to comply with an applicable requirement. <i>If the response to Question XI.L.2 is "No," go to Section XI.M.</i>	<input checked="" type="checkbox"/> Yes <input type="checkbox"/> No
◆	3. The permit holder has submitted a CAM proposal on Form OP-MON in a previous application.	<input type="checkbox"/> Yes <input checked="" type="checkbox"/> No
◆	4. The owner/operator or permit holder is submitting a CAM proposal on Form OP-MON according to the deadlines for submittals in 40 CFR § 64.5 in this application. <i>If the responses to Questions XI.L.3 and XI.L.4 are both "No," go to Section XI.M.</i>	<input checked="" type="checkbox"/> Yes <input type="checkbox"/> No
	5. The owner/operator or permit holder is submitting a CAM implementation plan and schedule to be incorporated as enforceable conditions in the permit.	<input type="checkbox"/> Yes <input checked="" type="checkbox"/> No
	6. Provide the unit identification numbers for the units for which the applicant is submitting a CAM implementation plan and schedule in the space below.	
◆	7. At least one unit defined by XI.L.1 and XI.L.2 is using a CEMS, COMS or PEMS meeting the requirements of 40 CFR § 64.3(d)(2).	<input checked="" type="checkbox"/> Yes <input type="checkbox"/> No
◆	8. All units defined by XI.L.1 and XI.L.2 are using a CEMS, COMS or PEMS meeting the requirements of 40 CFR § 64.3(d)(2). <i>If the response to Question XI.L.8 is "Yes," go to Section XI.M.</i>	<input checked="" type="checkbox"/> Yes <input type="checkbox"/> No

Application Area-Wide Applicability Determinations and General Information
Form OP-REQ1 (Page 85)
Federal Operating Permit Program
Texas Commission on Environmental Quality

Date	Permit No.	Regulated Entity No.
02/02/2026	TBD	RN100219310

For SOP applications, answer ALL questions unless otherwise directed.

◆ For GOP applications, answer ONLY these questions unless otherwise directed.

XI. Miscellaneous (continued)		
L. Compliance Assurance Monitoring (continued)		
◆ 9.	At least one of the CAM proposals as described by question XI.L.3 or XI.L.4 addresses particulate matter, and the emission unit has a capture system as defined in 40 CFR §64.1.	<input type="checkbox"/> Yes <input type="checkbox"/> No
◆ 10.	At least one of the CAM proposals as described by question XI.L.3 or XI.L.4 addresses VOC, and the emission unit has a capture system as defined in 40 CFR §64.1.	<input type="checkbox"/> Yes <input type="checkbox"/> No
◆ 11.	At least one of the CAM proposals as described by question XI.L.3 or XI.L.4 addresses a regulated pollutant other than particulate matter or VOC, and the emission unit has a capture system as defined in 40 CFR §64.1.	<input type="checkbox"/> Yes <input type="checkbox"/> No
◆ 12.	The control device in the CAM proposal as described by question XI.L.3 or XI.L.4 has a bypass.	<input type="checkbox"/> Yes <input type="checkbox"/> No
M. Title 30 TAC Chapter 113, Subchapter D, Division 5 - Emission Guidelines and Compliance Times		
◆ 1.	The application area includes at least one air curtain incinerator that commenced construction on or before December 9, 2004. <i>If the response to Question XI.M.1 is "No," or "N/A," go to Section XII.</i>	<input type="checkbox"/> Yes <input type="checkbox"/> No <input checked="" type="checkbox"/> N/A
◆ 2.	All air curtain incinerators constructed on or before December 9, 2004 combust only wood waste, clean lumber, or yard waste or a mixture of these materials.	<input type="checkbox"/> Yes <input type="checkbox"/> No
XII. New Source Review (NSR) Authorizations		
A. Waste Permits with Air Addendum		
◆ 1.	The application area includes a Municipal Solid Waste Permit or an Industrial Hazardous Waste with an Air Addendum. <i>If the response to XII.A.1 is "Yes," include the waste permit numbers and issuance date in Section XII.J.</i>	<input type="checkbox"/> Yes <input checked="" type="checkbox"/> No

Application Area-Wide Applicability Determinations and General Information
Form OP-REQ1 (Page 86)
Federal Operating Permit Program
Texas Commission on Environmental Quality

Date	Permit No.	Regulated Entity No.
02/02/2026	TBD	RN100219310

For SOP applications, answer ALL questions unless otherwise directed.

◆ For GOP applications, answer ONLY these questions unless otherwise directed.

XII. New Source Review (NSR) Authorizations (continued)		
B. Air Quality Standard Permits		
◆	1. The application area includes at least one Air Quality Standard Permit NSR authorization. <i>If the response to XII.B.1 is "No," go to Section XII.C. If the response to XII.B.1 is "Yes," be sure to include the standard permit's registration numbers in Section XII.H and answer XII.B.2 - B.16 as appropriate.</i>	<input checked="" type="checkbox"/> Yes <input type="checkbox"/> No
◆	2. The application area includes at least one "State Pollution Control Project" Air Quality Standard Permit NSR authorization under 30 TAC § 116.617.	<input type="checkbox"/> Yes <input checked="" type="checkbox"/> No
◆	3. The application area includes at least one non-rule Air Quality Standard Permit for Pollution Control Projects NSR authorization.	<input checked="" type="checkbox"/> Yes <input type="checkbox"/> No
◆	4. The application area includes at least one "Installation and/or Modification of Oil and Gas Facilities" Air Quality Standard Permit NSR authorization under 30 TAC § 116.620.	<input type="checkbox"/> Yes <input checked="" type="checkbox"/> No
◆	5. The application area includes at least one non-rule Air Quality Standard Permit for Oil and Gas Handling and Production Facilities NSR authorization.	<input type="checkbox"/> Yes <input checked="" type="checkbox"/> No
◆	6. The application area includes at least one "Municipal Solid Waste Landfill" Air Quality Standard Permit NSR authorization under 30 TAC § 116.621.	<input type="checkbox"/> Yes <input checked="" type="checkbox"/> No
◆	7. The application area includes at least one "Municipal Solid Waste Landfill Facilities and Transfer Stations" Standard Permit authorization under 30 TAC Chapter 330, Subchapter U.	<input type="checkbox"/> Yes <input checked="" type="checkbox"/> No
8.	8. The application area includes at least one "Concrete Batch Plant" Air Quality Standard Permit NSR authorization.	<input type="checkbox"/> Yes <input checked="" type="checkbox"/> No
9.	9. The application area includes at least one "Concrete Batch Plant with Enhanced Controls" Air Quality Standard Permit NSR authorization.	<input type="checkbox"/> Yes <input checked="" type="checkbox"/> No
10.	10. The application area includes at least one "Hot Mix Asphalt Plant" Air Quality Standard Permit NSR authorization.	<input type="checkbox"/> Yes <input checked="" type="checkbox"/> No

Application Area-Wide Applicability Determinations and General Information
Form OP-REQ1 (Page 87)
Federal Operating Permit Program
Texas Commission on Environmental Quality

Date	Permit No.	Regulated Entity No.
02/02/2026	TBD	RN100219310

For SOP applications, answer ALL questions unless otherwise directed.

◆ For GOP applications, answer ONLY these questions unless otherwise directed.

XII. New Source Review (NSR) Authorizations (continued)		
B. Air Quality Standard Permits (continued)		
◆	11. The application area includes at least one “Rock Crusher” Air Quality Standard Permit NSR authorization.	<input type="checkbox"/> Yes <input checked="" type="checkbox"/> No
◆	12. The application area includes at least one “Electric Generating Unit” Air Quality Standard Permit NSR authorization. <i>If the response to XII.B.12 is “No,” go to Question XII.B.15.</i>	<input type="checkbox"/> Yes <input checked="" type="checkbox"/> No
◆	13. For purposes of “Electric Generating Unit” Air Quality Standard Permit, the application area is located in the East Texas Region.	<input type="checkbox"/> Yes <input type="checkbox"/> No
◆	14. For purposes of “Electric Generating Unit” Air Quality Standard Permit, the application area is located in the West Texas Region.	<input type="checkbox"/> Yes <input type="checkbox"/> No
◆	15. The application area includes at least one “Boiler” Air Quality Standard Permit NSR authorization.	<input type="checkbox"/> Yes <input checked="" type="checkbox"/> No
◆	16. The application area includes at least one “Sawmill” Air Quality Standard Permit NSR authorization.	<input type="checkbox"/> Yes <input checked="" type="checkbox"/> No
C. Flexible Permits		
	1. The application area includes at least one Flexible Permit NSR authorization.	<input type="checkbox"/> Yes <input checked="" type="checkbox"/> No
D. Multiple Plant Permits		
	1. The application area includes at least one Multi-Plant Permit NSR authorization.	<input type="checkbox"/> Yes <input checked="" type="checkbox"/> No

Application Area-Wide Applicability Determinations and General Information
Form OP-REQ1 (Page 88)
Federal Operating Permit Program
Texas Commission on Environmental Quality

Date	Permit No.	Regulated Entity No.
02/02/2026	TBD	RN100219310

For SOP applications, answer ALL questions unless otherwise directed.

◆ For GOP applications, answer ONLY these questions unless otherwise directed.

XII. NSR Authorizations (Attach additional sheets if necessary for sections XII.E-J.)

E. PSD Permits and PSD Major Pollutants

Permit No.	Issuance Date	Pollutant(s):	Permit No.	Issuance Date	Pollutant(s):
PSDTX767M2	12/19/2025				

If PSD Permits are held for the application area, please complete the Major NSR Summary Table located under the Technical Forms heading at: www.tceq.texas.gov/permitting/air/titlev/site/site_experts.html.

F. Nonattainment (NA) Permits and NA Major Pollutants

Permit No.	Issuance Date	Pollutant(s):	Permit No.	Issuance Date	Pollutant(s):

If NA Permits are held for the application area, please complete the Major NSR Summary Table located under the Technical Forms heading at: www.tceq.texas.gov/permitting/air/titlev/site/site_experts.html.

G. NSR Authorizations with FCAA § 112(g) Requirements

NSR Permit No.	Issuance Date	NSR Permit No.	Issuance Date	NSR Permit No	Issuance Date

Application Area-Wide Applicability Determinations and General Information
Form OP-REQ1 (Page 89)
Federal Operating Permit Program
Texas Commission on Environmental Quality

Date	Permit No.	Regulated Entity No.
02/02/2026	TBD	RN100219310

For SOP applications, answer ALL questions unless otherwise directed.

- ◆ For GOP applications, answer ONLY these questions unless otherwise directed.

XII. NSR Authorizations (continued) - (Attach additional sheets if necessary for sections XII.E-J.)

- ◆ **H. Title 30 TAC Chapter 116 Permits, Special Permits, Standard Permits, Other Authorizations (Other Than Permits By Rule, PSD Permits, NA Permits) for the Application Area**

Authorization No.	Issuance Date	Authorization No.	Issuance Date	Authorization No.	Issuance Date
2501A	12/19/2025	154326	12/07/2018		
88508	10/29/2021				
101541	04/15/2021				
124424	12/19/2025				

- ◆ **I. Permits by Rule (30 TAC Chapter 106) for the Application Area**

A list of selected Permits by Rule (previously referred to as standard exemptions) that are required to be listed in the FOP application is available in the instructions.

PBR No.	Version No./Date	PBR No.	Version No./Date	PBR No.	Version No./Date
106.122	09/04/2000	106.472	03/14/1997	5	09/12/1989
106.261	03/14/1997	106.472	09/04/2000	51	06/07/1996
106.261	11/01/2003	106.473	03/14/1997	53	10/04/1995
106.262	11/01/2003	106.478	03/14/1997	86	04/05/1995
106.263	11/01/2001	106.478	09/04/2000	86	06/07/1996
106.264	03/14/1997	106.511	09/04/2000	102	01/08/1980
106.355	11/01/2001	106.533	07/04/2004	106	06/07/1996
106.371	09/04/2000			118	06/07/1996
106.412	03/14/1997				
106.454	07/08/1998				

- ◆ **J. Municipal Solid Waste and Industrial Hazardous Waste Permits with an Air Addendum**

Permit No.	Issuance Date	Permit No.	Issuance Date	Permit No.	Issuance Date