

**Texas Commission on Environmental Quality**  
**Drinking Water Advisory Work Group (DWA WG) Meeting**

**January 17, 2017**

**Program Updates**

**- Welcome**

**Gary Chauvin – Manager - Drinking Water Standards Section**

[Gary.C Chauvin@tceq.texas.gov](mailto:Gary.C Chauvin@tceq.texas.gov) (512) 239-1687

**James Beauchamp – Assistant - Drinking Water Standards Section**

[James.Beauchamp@tceq.texas.gov](mailto:James.Beauchamp@tceq.texas.gov) (512) 239-6174

**Michele Risko – Manager - Drinking Water Special Functions Section**

[Michele.Risko@tceq.texas.gov](mailto:Michele.Risko@tceq.texas.gov) (512) 239-1687

**Sean Ables – Assistant – Drinking Water Special Functions Section**

[Sean.Ables@tceq.texas.gov](mailto:Sean.Ables@tceq.texas.gov) (512) 239-1758

**- Permitting & Registration Support Division**

***Occupational Licensing Section***

**Linda Saladino – Section Manager**

Occupational Licensing (OL) – [Linda.Saladino@tceq.texas.gov](mailto:Linda.Saladino@tceq.texas.gov) (512) 239-0178

**September 1, 2016 – November 30, 2016**

Backflow Prevention Assembly Tester	Number
Total Current Licenses	6,170
Passing Percentage	47%

Customer Service Inspector	Number
Total Current Licenses	1,990
Passing Percentage	44.3%

Water Operator	Number
Total Current Licenses	16,462
Total Current Water Companies	109
Passing Percentage	
Ground Water Treatment Operator – B	23.1
Ground Water Treatment Operator – C	27
Surface Water Treatment Operator – B	24.4
Surface Water Treatment Operator – C	43.2
Water Distribution Operator – B	21.9
Water Distribution Operator – C	43.3
Water Operator – A	57.9
Water Operator - D	41.2
Overall	37.2

Water Treatment Specialist	Number
Total Current Licenses	801
Passing Percentage	
Water Treatment Specialist - I	40
Water Treatment Specialist - II	50
Water Treatment Specialist - III	42.9

Water Treatment Specialist	Number
Overall	45.5

- ***Office of Compliance and Enforcement  
Program Support Section***

**Jonathan Walling – Acting Section Manager**

OCE Program Support Section – [Jonathan.Walling@tceq.texas.gov](mailto:Jonathan.Walling@tceq.texas.gov)

(512) 239-2295

**Tom Heitman - PWS/Water Liaison**

OCE Program Support Section – [Tom.Heitman@tceq.texas.gov](mailto:Tom.Heitman@tceq.texas.gov)

512-239-3257

- **Public Water System (PWS) Regional Activity**

Information below represents the number of PWS activities conducted by the OCE regional staff in FY16 (9/01/15 – 08/31/2016):

- 850: Complaint Investigations
- 200: Focused Investigations
- 44: Compliance Record Review Investigations
- 72: Follow-up Investigations
- 106: Recon Investigations
- 2,160: Comprehensive Compliance Investigations (CCIs)

- ***Environmental Assistance Division (EAD)  
Small Business and Local Government Assistance***

**Anne Marie Callery –**

Small Business and Local Government Assistance (SBLGA) Section  
[AnneMarie.Callery@tceq.texas.gov](mailto:AnneMarie.Callery@tceq.texas.gov) (512) 239-2342

**No update.**

**- *Plan & Technical Review Section (PTR)***

***Utilities Technical Review (UTR) Team***

***Technical Review and Oversight Team (TROT)***

***Response and Capacity Development Team (RCDT)***

**Joel Klumpp** - Manager

Plan and Technical Review Section – [Joel.Klumpp@tceq.texas.gov](mailto:Joel.Klumpp@tceq.texas.gov)

(512) 239-4453

**Vera Poe** - Team Leader

Utilities Technical Review – [Vera.Poe@tceq.texas.gov](mailto:Vera.Poe@tceq.texas.gov)

(512) 239-6988

**Tamira Konkin Garcia** – Team Leader

Technical Review and Oversight Team – [Tamira.Konkin-Garcia@tceq.texas.gov](mailto:Tamira.Konkin-Garcia@tceq.texas.gov)

(512) 239-1298

**Kenneth Dykes** – Team Leader

Response and Capacity Development Team – [Kenneth.dykes@tceq.texas.gov](mailto:Kenneth.dykes@tceq.texas.gov)

(512) 239-4753

**- *Water Supply Division***

***Drinking Water Standards Section***

**Gary Chauvin** - Manager

Drinking Water Standards Section – [Gary.C Chauvin@tceq.texas.gov](mailto:Gary.C Chauvin@tceq.texas.gov)

(512) 239-1687

**James Beauchamp** – Special Assistant

[James.Beauchamp@tceq.texas.gov](mailto:James.Beauchamp@tceq.texas.gov) (512) 239-6174

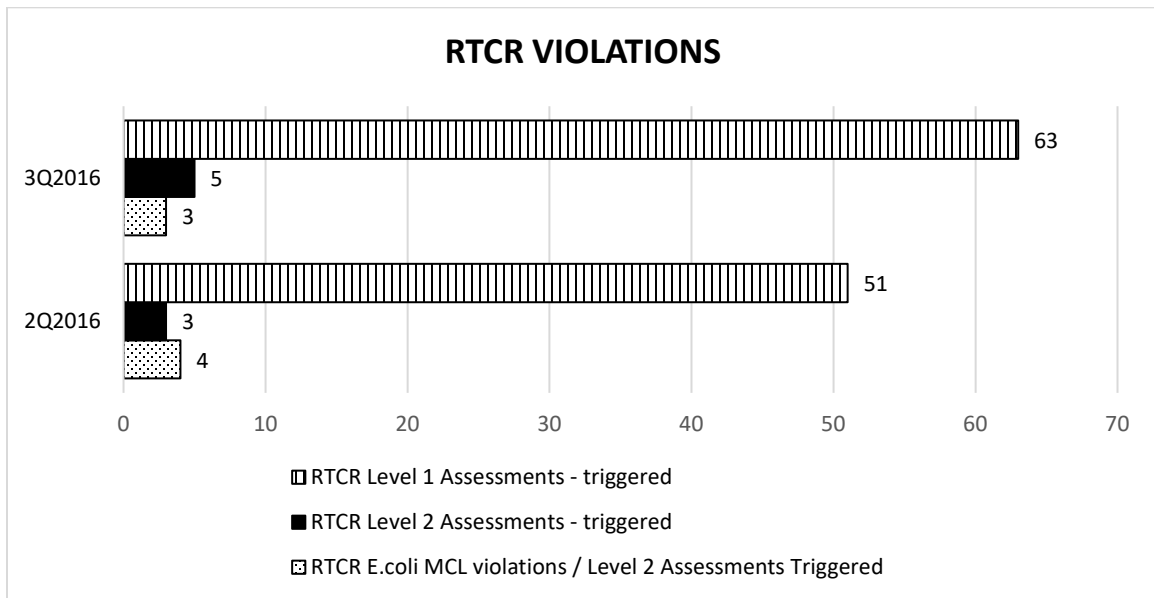
**- Drinking Water Quality Team (DWQT) & Drinking Water Assessment Team Updates**

**Team Leader – Steven Swierenga**

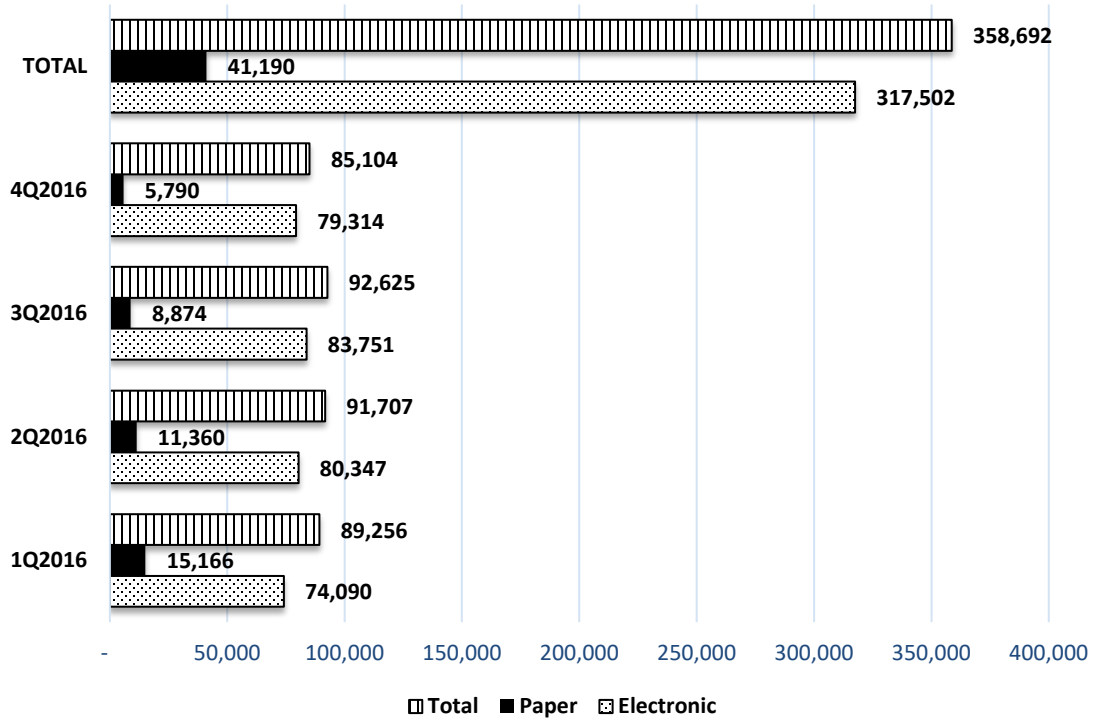
Drinking Water Quality Team

[Steven.Swierenga@tceq.texas.gov](mailto:Steven.Swierenga@tceq.texas.gov) (512) 239-6611

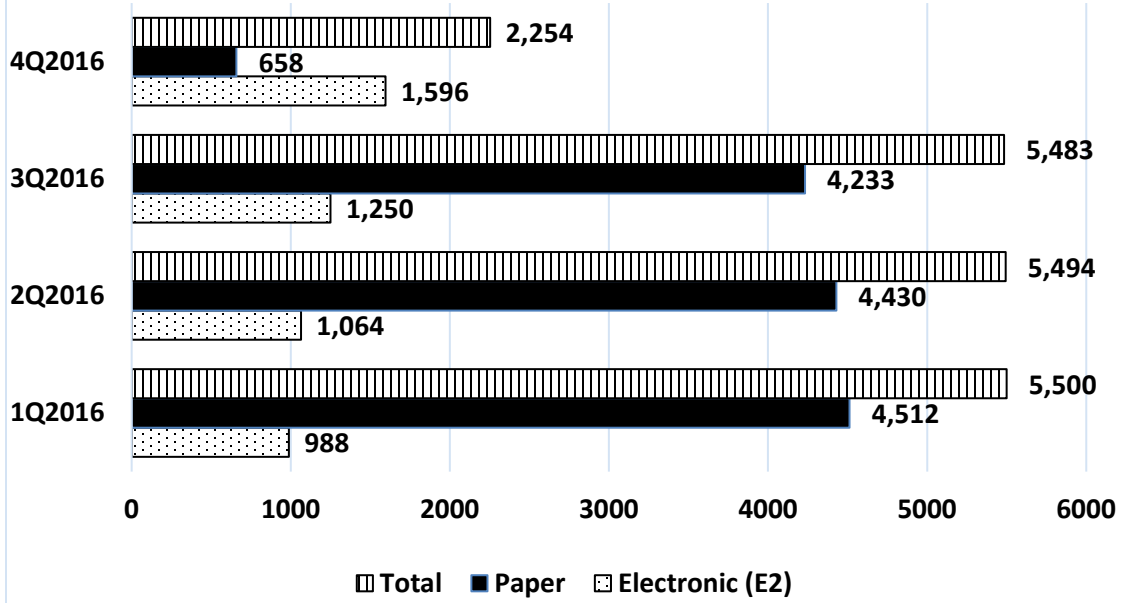
**Drinking Water Quality Compliance**



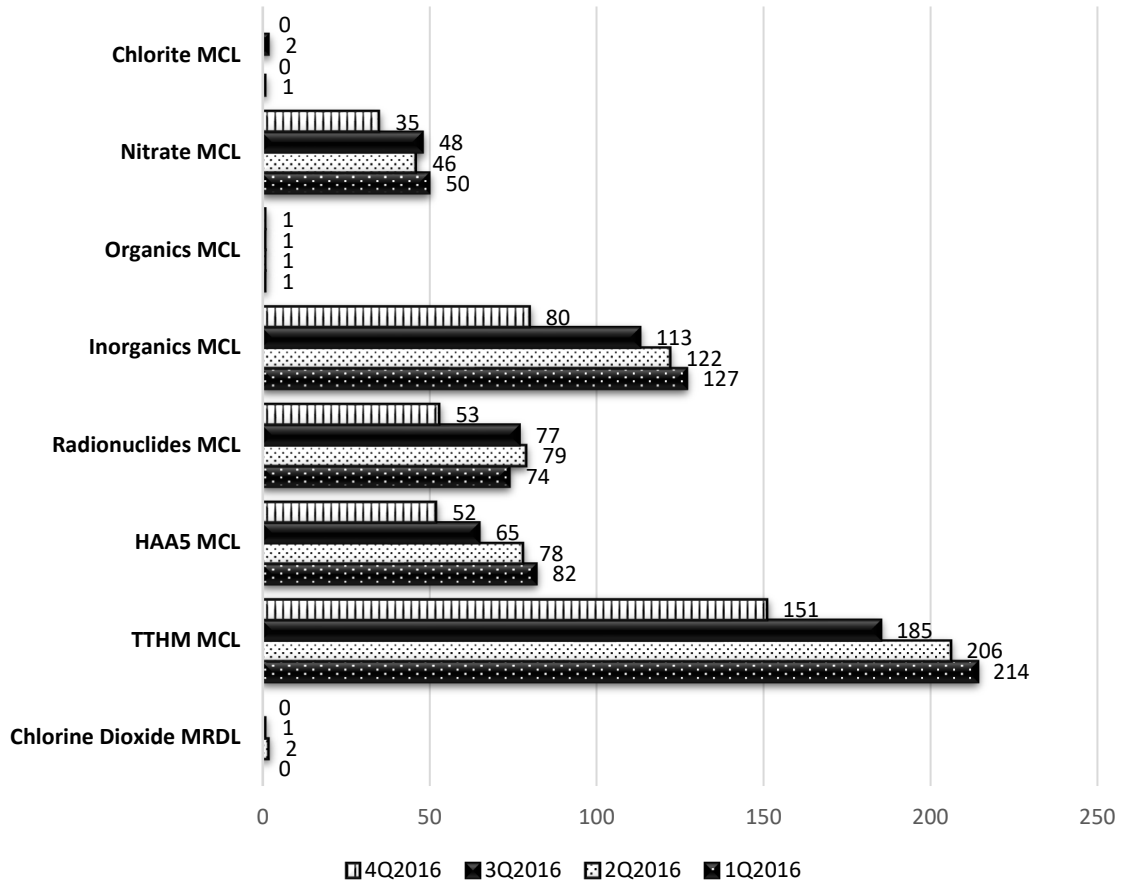
## Microbial Sample Reports Electronic vs. Paper Submissions



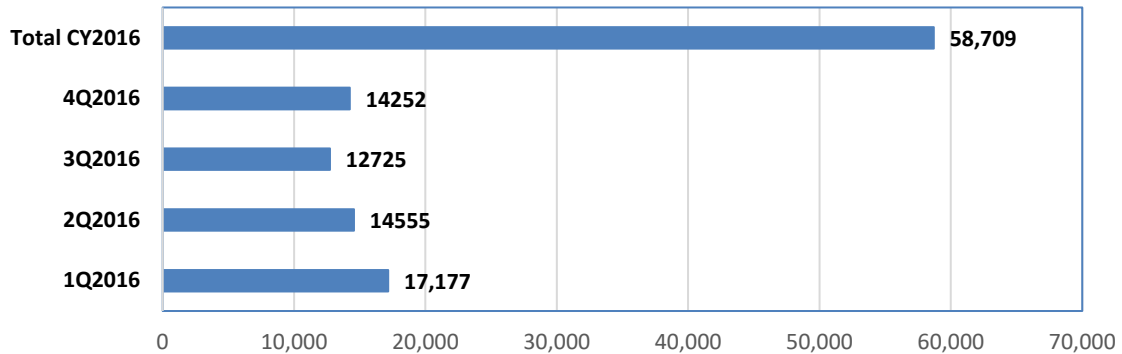
### Disinfectant Residual Quarterly Operating Report Electronic vs. Paper Submissions



## Chemical Maximum Level Excedance Violations

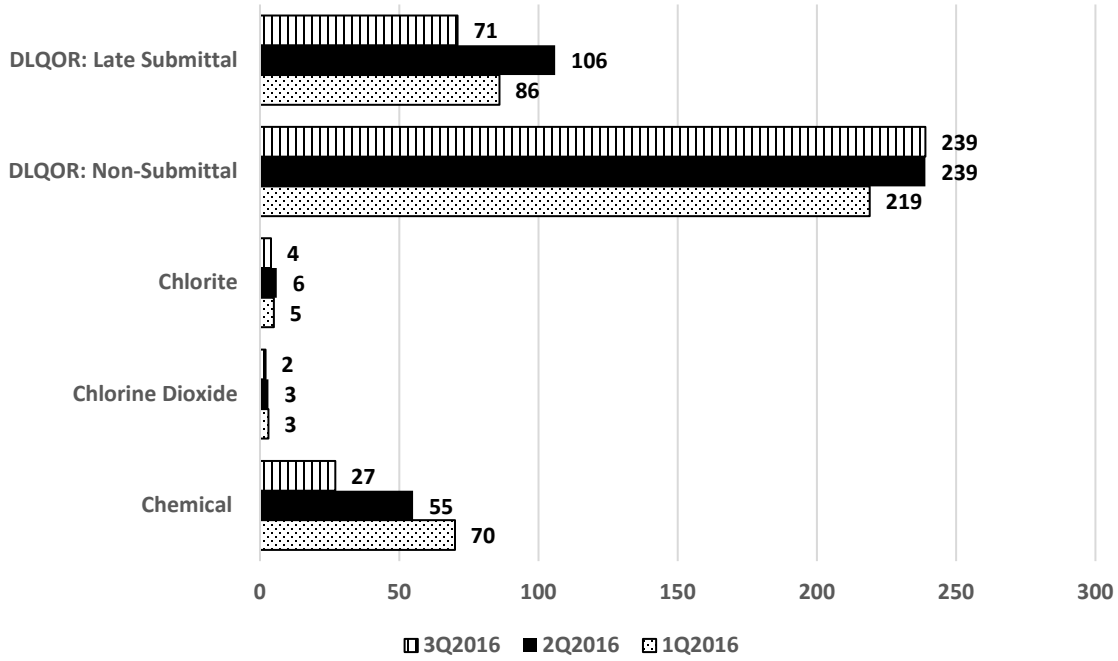


## Chemical Samples Collected

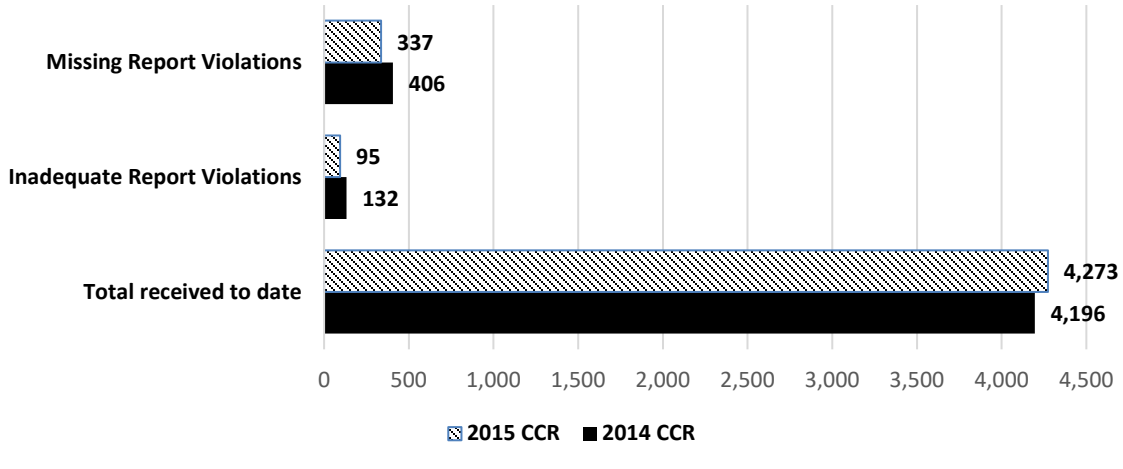




### Chemical Monitoring and Reporting



### Consumer Confidence Report Violations and Receipts Due July 1



## Surface Water Treatment Rule (SWTR) M/R Violations

Plants monitor daily and report on the Monthly Operating Report

Month	SWMOR Failure to Submit	SWMOR Late Submittal	SWMOR Incomplete	<b>Total SWMOR M/R Violations</b>	<i>Systems issued M/R Violations</i>	<i>Total TOCMOR M/R Violations</i>
January	6	5	4	<b>15</b>	<i>14</i>	<i>8</i>
February	7	4	3	<b>14</b>	<i>13</i>	<i>10</i>
March	2	1	3	<b>6</b>	<i>5</i>	<i>8</i>
April	2	1	5	<b>8</b>	<i>7</i>	<i>6</i>
May	2	2	6	<b>10</b>	<i>7</i>	<i>6</i>
June	7	0	1	<b>8</b>	<i>6</i>	<i>14</i>
July	3	2	2	<b>7</b>	<i>7</i>	<i>6</i>
August	6	2	3	<b>11</b>	<i>10</i>	<i>9</i>
September	5	3	5	<b>13</b>	<i>9</i>	<i>15</i>
October	3	1	1	<b>5</b>	<i>5</i>	<i>21</i>
November	9	0	3	<b>12</b>	<i>12</i>	<i>21</i>
December	Not Assigned	Not Assigned	Not Assigned	Not Assigned	Not Assigned	❖
<b>Total CY</b>	<b>52</b>	<b>21</b>	<b>36</b>	<b>109 violations</b>	<b>95 Systems</b>	<b>124</b>

## SWTR Treatment Technique Violations

Plants monitor daily and report on the Monthly Operating Report

Month	Low disinfectant residual entering the distribution system for more than 4 consecutive hours	Failure to provide treatment (LT2)	Combined Filter Effluent Turbidity exceeded 1.0 NTU	Exceed .30 NTU in more than 5% of the combined filter effluent	Low inactivation for more than 4 consecutive hours	Conventional filters turbidity level exceeds 5.0 NTU in the combined filter effluent
January	0	2	0	0	0	0
February	0	2	2	1	1	0
March	1	2	1	0	1	1
April	3	2	0	1	0	1
May	1	2	2	1	1	0
June	0	1	3	5	0	1
July	1	1	2	4	0	1
August	0	2	1	2	0	2
September	1	3	0	3	1	0
October	1	3	1	4	0	1
November	0	0	1	1	0	0
December	Not Assigned	Not Assigned	Not Assigned	Not Assigned	Not Assigned	Not Assigned
<b>Total CY</b>	<b>8</b>	<b>20</b>	<b>13</b>	<b>22</b>	<b>4</b>	<b>7</b>

**- Drinking Water Special Functions Section**

**Michele Risko - Manager**

Drinking Water Special Functions Section – [Michele.Risko@tceq.texas.gov](mailto:Michele.Risko@tceq.texas.gov)

(512) 239-1689

**Sean Ables** – Special Assistant

[Sean.Ables@tceq.texas.gov](mailto:Sean.Ables@tceq.texas.gov) (512) 239-1758

- ***Drinking Water Technical Review Team (DWTRT)***

**Jonathan Haynes** – Team Leader

Drinking Technical Review Team – [Jonathan.Haynes@tceq.texas.gov](mailto:Jonathan.Haynes@tceq.texas.gov)

(512) 239-4662

**Public Information Requests (PIRs)**

*(Kent Steelman and Data Support Group)*

- PDW Section Responses to Public Information Requests Completed – **461**
  - PDW stated it had no responsive documents – **442**
  - PDW provided individual response and/or data package – **19**

**Data Support**

*(James Stapel, Carl Bouscaren, Kent Steelman, Rylan Fields, Ben Wesley, Caleb Ingle)*

- Initiated work with IRD to develop a migration tool to import deficiency data into SDWIS
- Continued application development for migrating treatment processes into SDWIS
- Continued work on NOV letter generation
- Added RTCR violations to ETT in support of ERP
- Continued WQP data entry for Lead and Copper Rule
- Federal Reporting of Compliance Data to EPA
  - Texas submitted **426,652** records to EPA for review
  - These data include information on public water system facilities, compliance samples, and violations and enforcement actions
  - TCEQ has a current error rate of **0.09%** for QTR 4

## **Environmental Electronic (E2) Reporting**

*(Christina Destefano, Kent Steelman)*

- Presented information regarding E2 at the DSHS's Lab Directors Conference on October 11, 2016
- **5** new labs began reporting data via E2, accounting for **6.41%** of monthly samples
- There are currently **79** labs reporting via E2, accounting for **91%** of monthly samples
- We have trained **73** total labs on E2, with only 19 labs not attending a workshop
  - 14/19 of labs that have not attended a workshop are currently submitting via E2
  - 65/73 of labs that have attended a workshop are currently submitting via E2

## **Enforcement**

*(Sally Paramo, Emma Jones, CarMello Manning, Emily Young, Caleb Ingle)*

- Notes for 3<sup>rd</sup> Quarter 2016
  - 87 Enforcement cases
  - 4 Data maintenance cases
- Notes for 4<sup>th</sup> Quarter 2016
  - 92 Enforcement cases
  - 3 Data maintenance cases

### ***Drinking Water Inventory and Protection Team (DWIET)***

**Josh Arrants** – Team Leader

Drinking Inventory & Protection Team – [Joshua.Arrants@tceq.texas.gov](mailto:Joshua.Arrants@tceq.texas.gov)

(512) 239-2355

Leticia DeLeon – Technical Assistant

[Leticia.DeLeon@tceq.texas.gov](mailto:Leticia.DeLeon@tceq.texas.gov) (512) 239-4978

**Boil Water Notices**

(John Demaree)

Received for 4th Quarter of 2016: 352 issued; 306 rescinded)

**Public Notice**

(Mike Howell and Kristi Krieg)

**Public Notices Submitted (Data Entry):**

Oct 2016: 293

Nov 2016: 411

Dec 2016: 309

Q4, 2016 Total: 1,013

**Public Notice Violations:**

Oct 2016: 119

Nov 2016: 342

Dec 2016: 346

Q4, 2016 Total: 807

**Public Health Service Fees**

(Teri Cisneros)

**FY 2017**

Total invoices: 6909

Amount invoiced: \$23,672,877.94

Date invoices mailed: 11/01/2016 (dated 11/30/2016)

Due date: 01/01/2017

**Regulatory Assessment Fees**

(Teri Cisneros)

**CY 2016:** 2274 coupons mailed out December 14, 2016.(as of 07/18/2016)

**Inventory Team Information:**

(Carmen Cardenas, Ryan Wedell, Cory Chambers, Toni Red, Jacob Richter)

**4th Quarter 2016:**

DWIE Inventory Team received 701 requests and processed 555 in addition to 471 CCI's received and 5339 reviewed.

**Ground Water Source Inventory / Ground Water Under the Influence (GUI)**

*(Patrick Kading)*

Patrick Kading is new GUI staff member.

**Emergency Preparedness Plan (EPP)**

*(Leticia DeLeon)*

6 EPP Approval Letters Mailed.

**Source Water Assessment & Protection (SWAP) / Source Water Protection (SWP)**

*(Mason T. Miller)*

- TCEQ DWIP Team manages the SWP contract with Atkins North America Inc. and subcontractors. Contractors are working with 21 public water systems to complete SWP plans and implement best management practices during FY17.
- TCEQ DWIP Team assists Texas Rural Water Association as they continue to implement SWP projects for public water systems throughout the state by providing SWP area maps and GPS technical assistance.
- TCEQ DWIP Team assists the Plan and Technical Review Section with the Texas Optimization Program and Texas Optimization Program Recognition Program.
  - Water Treatment Plants receiving 6 month certificates during September, October and November were: Benbrook Water Authority, City of Dallas – Bachman, City of Houston – Southeast, City of Greenville and GBRA-San Marcos.

- 15 surface water treatment plants participating in Recognition Program, currently four have met all the requirements continuously for more than five years and one for more than 15 years.
- In October North Texas Municipal Water District – Wylie Plant 4 joined the Recognition Program.
- In December TCEQ presented the City of Dallas – East Side WTP with a 15 year plaque. East Side WTP has met all the Recognition Program requirements continuously from March 2001 to February 2016. The plant is currently at 15 years and 9 months.
- For more information on the TOP Recognition Program please contact Mason Miller at [mason.miller@tceq.texas.gov](mailto:mason.miller@tceq.texas.gov)
- TCEQ DWIP Team staff continue to serve as the TCEQ GPS Coordinators and Trainers for TCEQ's staff and contractors.
- TCEQ DWIP Team staff coordinate the annual TCEQ Public Drinking Water Conference scheduled for August 2017 in Austin.
- TCEQ DWIP Team staff participated in two Level 2 Assessments in November and December.

**Next DWA WG Meeting: April 18, 2017**