

Texas Commission on Environmental Quality Drinking Water Advisory Work Group (DWA WG) Meeting

April 17, 2018

Program Updates

- ***Welcome***

Gary Chauvin – Manager - Drinking Water Standards Section

Gary.C Chauvin@tceq.texas.gov (512) 239-1687

Steven Swierenga – Special Assistant – Drinking Water Standards

Steven.swiernga@tceq.texas.gov (512) 239-6174

Michele Risko – Manager - Drinking Water Special Functions Section

Michele.Risko@tceq.texas.gov (512) 239-1689

Sean Ables – Special Assistant – Drinking Water Special Functions Section

Sean.Ables@tceq.texas.gov (512) 239-1758

- ***Permitting & Registration Support Division***

Occupational Licensing Section

Linda Saladino – Section Manager

Occupational Licensing (OL) – Linda.Saladino@tceq.texas.gov (512) 239-0178

March 1, 2016 – May 31, 2017

FY 17	New Applications Received	Renewal Applications Received	Total Applications Received	Tests Administered	Tests Passed	Percent Passed	New Licenses Issued	Renewal Licenses Issued	Total Current Licenses
Backflow Prevention Assembly Tester	159	626	785	81	515	116	67	57.8%	6,108
Grand Totals:	159	626	785	81	515	116	67	57.8%	6,108

FY 18	New Applications Received	Renewal Applications Received	Total Applications Received	Tests Administered	Tests Passed	Percent Passed	New Licenses Issued	Renewal Licenses Issued	Total Current Licenses
Backflow Prevention Assembly Tester	131	376	507	162	84	51.9	76	340	5,870
Grand Totals:	131	376	507	162	84	51.9	76	340	5,870

FY 17	New Applications Received	Renewal Applications Received	Total Applications Received	Tests Administered	Tests Passed	Percent Passed	New Licenses Issued	Renewal Licenses Issued	Total Current Licenses
Customer Service Inspector	62	274	336	46	232	106	43	40.6%	1,974
Grand Totals:	62	274	336	46	232	106	43	40.6%	1,974

FY 18	New Applications Received	Renewal Applications Received	Total Applications Received	Tests Administered	Tests Passed	Percent Passed	New Licenses Issued	Renewal Licenses Issued	Total Current Licenses
Customer Service Inspector	59	94	153	81	24	29.6	20	83	1,981
Grand Totals:	59	94	153	81	24	29.6	44	83	1,981

FY17	New Applications Received	Renewal Applications Received	Total Applications Received	Tests Administered	Tests Passed	Percent Passed	New Licenses Issued	Renewal Licenses Issued	Total Current Licenses
Ground Water Treatment Operator - B	23	69	92	41	14	34.1%	17	63	764
Ground Water Treatment Operator - C	102	215	317	159	54	34.0%	65	199	3,294
Surface Water Treatment Operator - B	38	65	103	54	10	18.5%	16	63	1,012
Surface Water Treatment Operator - C	54	83	137	85	41	48.2%	54	76	1,868
Water Distribution Operator - B	33	38	71	55	9	16.4%	12	37	535
Water Distribution Operator - C	140	231	371	155	59	38.1%	89	201	3,374
Water Operator - A	28	60	88	29	13	44.8%	10	53	1,054
Water Operator - D	377	170	547	477	176	36.9%	217	140	4,581
Grand Totals:	799	940	1,739	1055	376	35.6%	484	840	16,482

FY 18	New Applications Received	Renewal Applications Received	Total Applications Received	Tests Administered	Tests Passed	Percent Passed	New Licenses Issued	Renewal Licenses Issued	Total Current Licenses
Ground Water Treatment Operator - B	22	63	85	26	8	30.8	8	58	757
Ground Water Treatment Operator - C	111	198	309	170	51	30.0	47	198	3,284
Surface Water Treatment Operator - B	39	78	117	65	12	18.5	11	70	982
Surface Water Treatment Operator - C	61	116	177	93	53	57.0	57	103	1,933
Water Distribution Operator - B	30	47	77	45	6	13.3	6	45	559
Water Distribution Operator - C	114	207	321	190	69	36.3	65	186	3,470
Water Operator - A	22	92	114	22	11	50.0	20	85	1,103
Water Operator - D	361	196	557	511	195	38.2	188	176	4,364
Grand Totals:	760	997	1,757	1,122	405	36.1	402	921	16,452

- ***Office of Compliance and Enforcement***

Program Support Section

Kristi Mills-Jurach – Section Manager

OCE Program Support Section – Kristi.Mills-Jurach@tceq.texas.gov
(512) 239-1261

Tom Heitman - PWS/Water Liaison

OCE Program Support Section – Tom.Heitman@tceq.texas.gov
512-239-3257

• **Public Water System (PWS) Regional Activity**

Information below represents the number of PWS activities conducted by the OCE regional staff in FY17 (9/01/17 – 08/31/2018):

- 449 Complaint Investigations
- 124 Focused Investigations
- 25 Compliance Record Review Investigations
- 35 Follow-up Investigations
- 78 Recon Investigations
- 657 Comprehensive Compliance Investigations (CCIs)

- ***Environmental Assistance Division (EAD)***

Small Business and Local Government Assistance

Anne Marie Callery –

Small Business and Local Government Assistance (SBLGA) Section

AnneMarie.Callery@tceq.texas.gov (512) 239-2342

Beginning in Feb. 2018 The Public Water Supply and Environmental Assistance Divisions partnered to present RTCR workshops. To date workshops have been held in Tyler, Beaumont, Ft. Worth and Frisco. There are workshops scheduled in Houston, Richmond and Corpus Christi in June and July. Due to a high demand in both the DFW and Tyler regions we will be scheduling additional workshops in DFW and Tyler in the July/August timeframe.

- ***Plan & Technical Review Section (PTR)***

Plan Review Team (PRT)

Response and Capacity Development Team (RCDT)

Technical Review and Oversight Team (TROT)

Plan and Technical Review Section

Joel Klumpp - Manager

Joel.klumpp@tceq.texas.gov

(512) 239-4453

Plan Review Team

Vera Poe - Team Leader

Vera.poe@tceq.texas.gov

(512) 239-6988

Response and Capacity Development Team

Kenneth Dykes – Team Leader

Kenneth.dykes@tceq.texas.gov

(512) 239-4753

Technical Review and Oversight Team

Stephanie Escobar – Team Leader

Stephanie.escobar@tceq.texas.gov

(512) 239-2439

Plan Review Team (PRT):

Number of plans and specifications submittals processed by the Plan Review Team during January - March: 546

The Plan Review Team, with help from staff on the Technical Review and Oversight Team and Resource Capacity Development Team, has been extra busy in March with the Drinking Water State Revolving Fund (DWSRF) Intended Use Plan Ranking. There are 133 Project Information Forms (PIFs) submitted by 121 public water systems for FY19. The ranking will be completed and sent to the Texas Water Development Board by May 4, 2018.

Technical Review and Oversight Team (TROT):

Number of exception and Alternative Capacity Requirement requests processed by the Technical Review and Oversight Team during January - March: 295

TROT has recently approved and posted a challenge study for the Nanstone CM-151 Ultrafiltration Ceramic Membrane Module.

The Nanostone and all previously approved challenge study letters are posted on the TCEQ website. You can find them here:

<https://www.tceq.texas.gov/drinkingwater/trot/membrane-challenge-studies>

Response and Capacity Development Team (RCDT):

Number of free on-site Financial, Managerial, and Technical (FMT) Assistance assignments made by the Response and Capacity Development Team during January – March: 436

Capacity Development:

- The next Texas Water Infrastructure Coordination Committee (TWICC) meeting will be on Friday, May 18th at TCEQ. TWICC is also having a workshop at the TRWA's Office Professionals Conference in San Antonio June 8th and one at the TCEQ's annual PDW conference in August. For questions, please contact Dorothy Young at (512) 239-6064 or Alex Latham at (512) 239-6908. TWICC member information, information about funding and other resource links are available at www.twicc.org.
- EPA has announced more funding for the Water Infrastructure Finance and Innovation Act (WIFIA), This funding is geared to larger projects and is administered by EPA. For more information please see: <https://www.epa.gov/wifia/wifia-resources#handbook>

Texas Optimization Program:

From September 2017 to April 2018:

- TOP staff have taken part in five public drinking water recognition program ceremonies and five recognition program site visits.
- TOP staff and TOP Support contractors have participated in 20 Revised Total Coliform Rule (RTCR) Level 2 Assessments.
- TOP staff and TOP Support contractors have performed two Special Performance Evaluations and one Comprehensive Performance Evaluation.
- Additionally, TOP staff and TOP Support contractors have performed customized technical assistance activities at 13 PWSs throughout the state.

Drought:

- Drought has returned to the state. Approximately 27.86% of the state is in moderate drought and 8.36% of the state is in severe drought and 11.7% of the state is in extreme drought. Drought is predicted to persist and possibly intensify throughout the panhandle and western parts of Texas.
- Staff continue to monitor one system, and have moved three systems from High Priority and Watch Lists to the Resolved List since January 2018.

Assistance for At-Risk Public Water Systems:

- TCEQ staff worked with TEEX, Communities Unlimited and Presidio County officials to organize operator training sessions April 10 & 12th to help train people interested in being operators in remote parts of the state.
- Staff continue to monitor 9 systems in receivership, 7 systems under temporary management and 63 systems designated as "At Risk."

- Staff were able to remove six systems from the At-Risk List, since September 2017.

Cross-Connection Control:

- Staff in the TCEQ Cross-Connection Control Program presented Directed Assistance Module No. 12 to the Abilene regional office investigators. Investigators from the Lubbock regional office also participated.
- The Cross-Connection Control Program continues to assist Training/Exam Program by reviewing training materials that are submitted to them for approval.
- Cross-Connection Control program staff will conduct a record number of water system Cross-Connection Control Program Surveys during the fiscal year. The regional offices provided a list of 35 water systems throughout the state in need of program surveys. Water systems continue the trend of using electronic means to comply with the TCEQ Cross-Connection Control Program record keeping requirements. This requires TCEQ approval which entails a detailed review of the approval request by program staff and issuance of an official approval letter.

- ***Water Supply Division***

Drinking Water Standards Section

Gary Chauvin - Manager

Drinking Water Standards Section – Gary.C Chauvin@tceq.texas.gov

(512) 239-1687

Steven Swierenga – Special Assistant

Steven. swierenga@tceq.texas.gov (512) 239-6174

Drinking Water Assessment Team

Team Leader – Jessica Hoch

jessica.hoch@tceq.texas.gov (512) 239-2353

Revised Total Coliform Rule Program

(Jasmine Oliveira, Charlotte Pope, Lillian Johnson, Chelsea Brown, Kasy Stinson, Alex Hinz)

- On-going effort to reach out to laboratories and proactively work out issues with electronic submission of compliance data.
- Recently completed a data clean-up effort that has allowed us to identify approximately 400 monitoring violations (3A) that are eligible to return to compliance.
- QAPP Addendum 4 is available on the RTCR Program and Public Water Supply Supervision (PWSS) webpages.

Lead and Copper Rule Program

(Laurie Gehlsen, Jason Williams, Seth Kramer, Thressa Webb)

Water Quality Parameters (WQPs)

- Currently in the second quarter of the first six-month monitoring period of 2018 (6M1-2018).
 - Systems scheduled to collect WQPs are reminded to sample and are highly encouraged to **sample early in the quarter.**

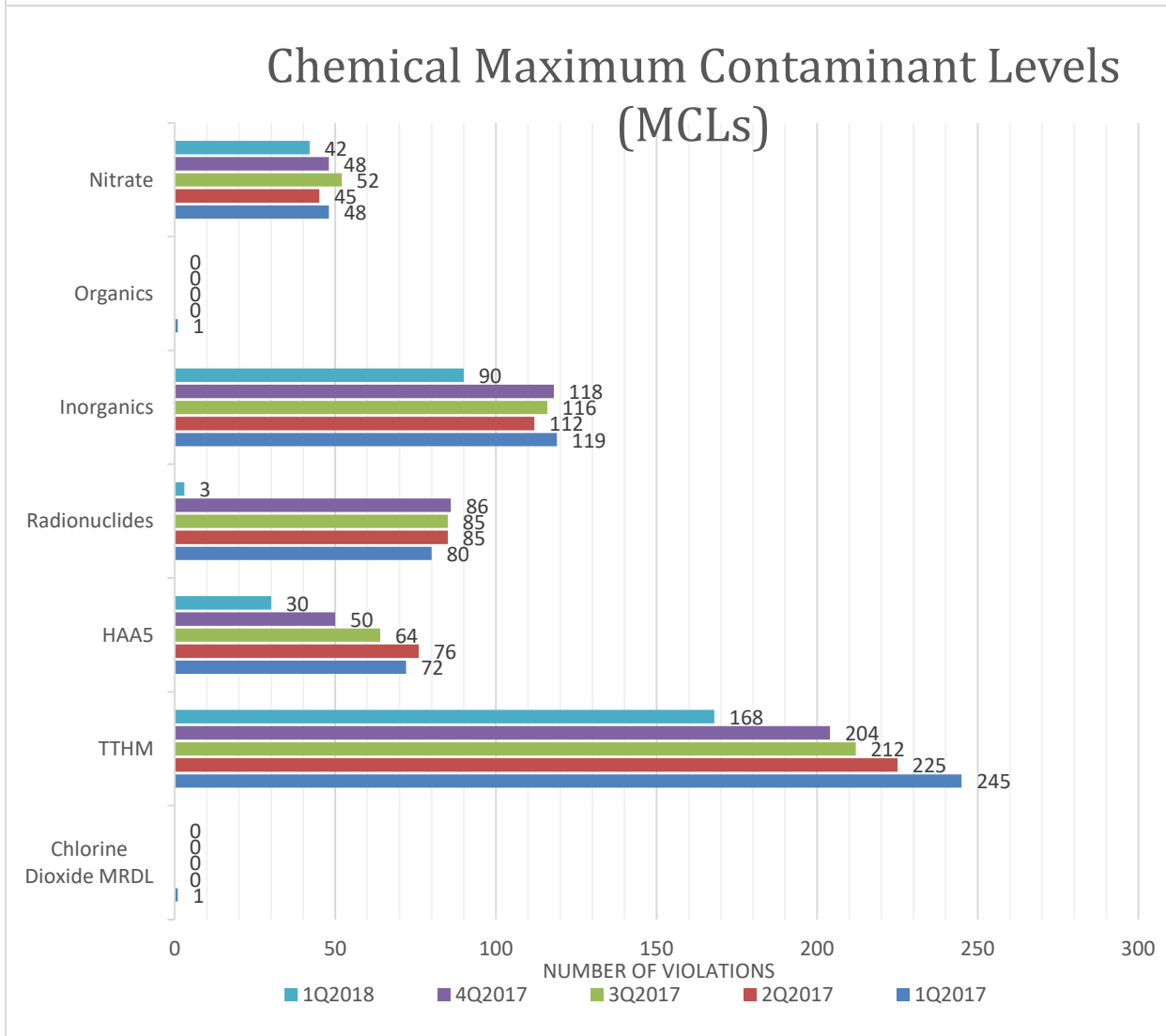
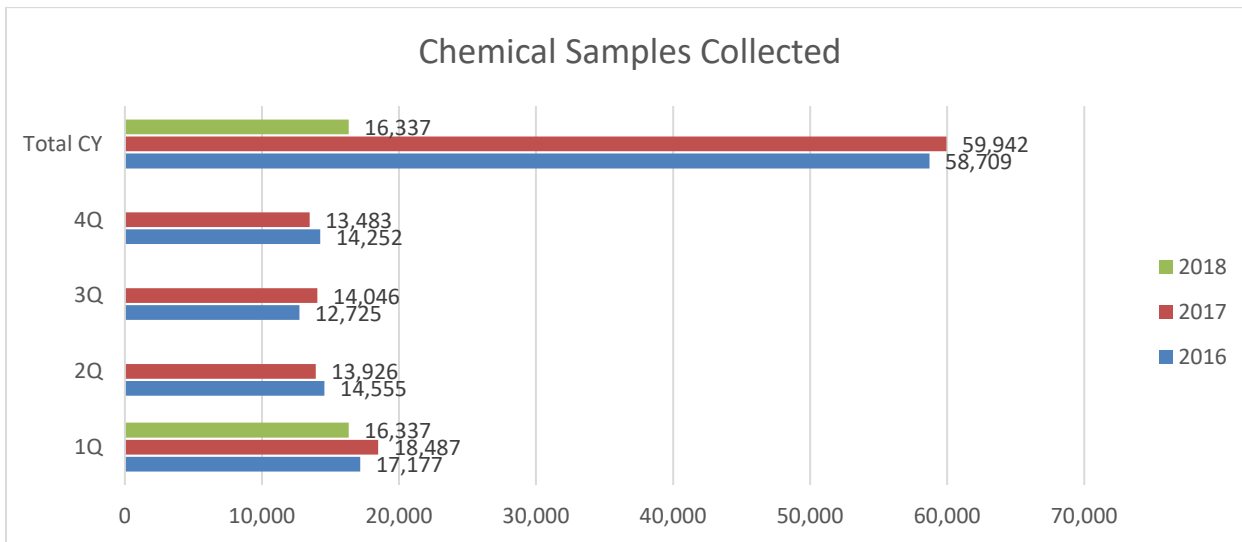
Lead and Copper

- Systems scheduled to collect lead and copper tap samples during 6M1-2018 are reminded to sample and follow the steps summarized below.
- Reminder letters for reduced monitoring for 2018 lead and copper tap sampling have been sent out. Please review all steps associated with lead and copper tap sampling and be sure to **sample early.**
 1. Contact an accredited laboratory for bottles and analyzing samples.
 2. Visit the TCEQ Lead and Copper webpage for forms and instructions.
 3. Complete the Lead Consumer Notice after sampling and deliver to customers and the TCEQ.
 4. Follow up with Texas Drinking Water Watch to make sure your data has been received and accepted.
- The TCEQ encourages public water systems to make available to the public about any information regarding the location of lead plumbing, fixtures, and/or pipes including lead service lines. Methods to make this material publicly available include posting maps or other locational information on your system's website, and adding into your Consumer Confidence Reports, Lead Consumer Notices, and Lead Public Education documents, as applicable. The TCEQ also encourages that the information be made available to your customers upon request.
- The EPA also highly encourages making public all discoveries of lead in your system.
- QAPP Addendums 2 & 3 are available on the LCR Program and PWSS webpages.

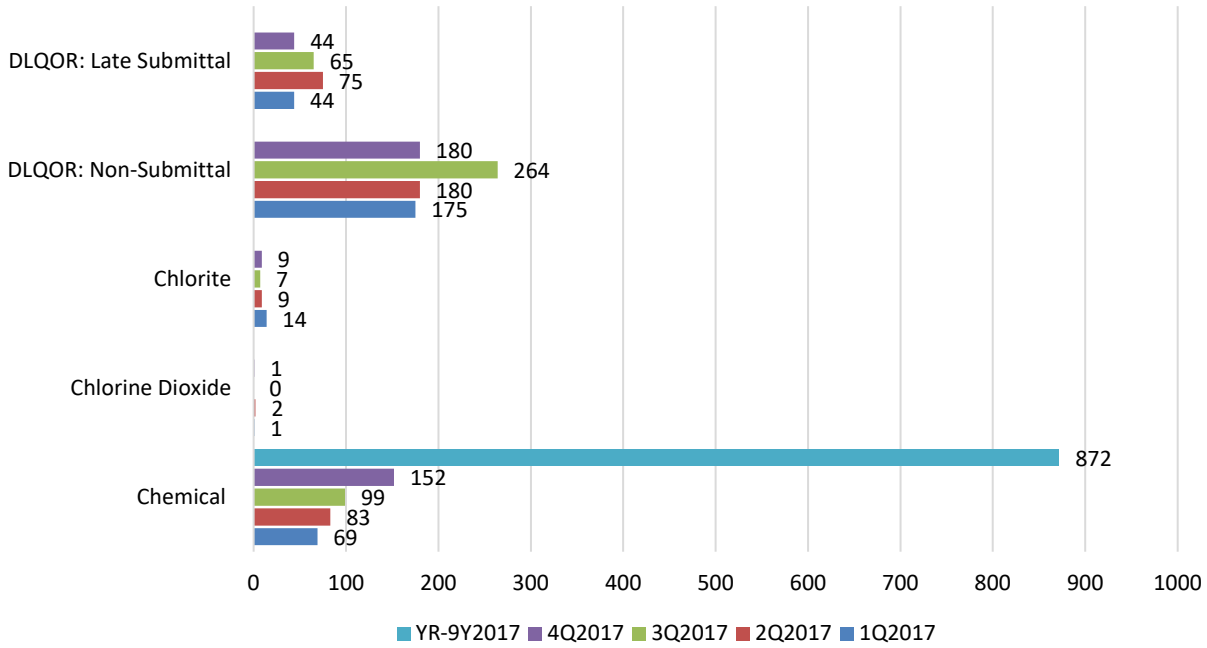
Drinking Water Quality Team

Team Leader – Brittney Wortham-Teakell

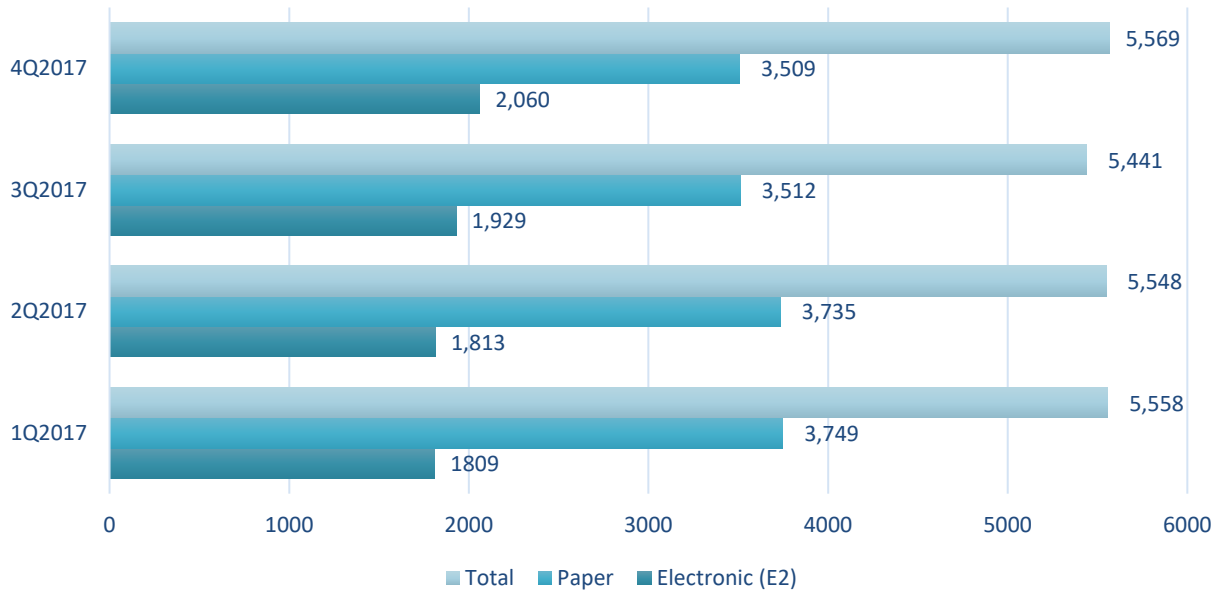
Brittney.teakell@tceq.texas.gov (512) 239-4392



Chemical Monitoring/Reporting Violations




Disinfectant Residual Quarterly Operating Report Electronic vs. Paper Submissions



Operational Evaluation Level (OEL)

First OEL M/R violations were mailed 4/6/18, 53 violations total (47 PWS)



Quarter 1, Year 2018 data review pending for SWTR M/R

Surface Water Treatment Rule (SWTR) M/R Violations						
Plants monitor daily and report on the Monthly Operating Report						
	SWMOR Failure to Submit	SWMOR Late Submittal	SWMOR 0999/0100	Total SWMOR	<i>Systems issued</i>	<i>Total TOCMOR</i>
	M/R Violations					
January	6	2	1	9	7	6
February	3	0	1	4	4	12
March	10	2	6	18	12	6
April	4	0	0	4	4	6
May	4	0	0	4	4	2
June	4	0	2	6	3	0
July	5	0	0	5	5	0
August	8	0	1	9	5	8
September	1	2	1	4	4	12
October	10	1	4	15	13	2
November	13	4	0	17	15	2
December	6	0	1	7	7	10
Total CY 2017	74	11	17	102 violations	83 Systems	66

	Low disinfectant residual entering the distribution system for more than 4 consecutive hours	More than 5% of the disinfectant residuals were below the minimum acceptable level for two consecutive months	Failure to provide treatment (LT2)	Combined Filter Effluent Turbidity exceeded 1.0 NTU	Exceed .30 NTU in more than 5% of the combined filter effluent	Low inactivation for more than 4 consecutive hours	Conventional filters turbidity level exceeds 5.0 NTU in the combined filter effluent
Sep-17	0	0	3	0	1	0	0
Oct-17	1	0	3	1	1	2	0
Nov-17	0	1	3	0	1	0	1
Dec-17	0	1	3	0	0	2	0
Jan-18	1	0	3	1	4	2	1
Feb-18	❖	❖	❖	❖	❖	❖	❖
Mar-18	❖	❖	❖	❖	❖	❖	❖
Apr-18	❖	❖	❖	❖	❖	❖	❖
May-18	❖	❖	❖	❖	❖	❖	❖
Jun-18	❖	❖	❖	❖	❖	❖	❖
Jul-18	❖	❖	❖	❖	❖	❖	❖
Aug-18	❖	❖	❖	❖	❖	❖	❖
Total FY 2018	2	2	15	2	7	6	2
Total CY 2017	6	2	29	10	19	10	2

Drinking Water Special Functions Section

Michele Risko - Manager

Drinking Water Special Functions Section – Michele.Risko@tceq.texas.gov

(512) 239-1689

Sean Ables – Special Assistant

Sean.Ables@tceq.texas.gov (512) 239-1758

Drinking Water Technical Review Team (DWTTRT)

Jonathan Haynes – Team Leader

Drinking Technical Review Team – Jonathan.Haynes@tceq.texas.gov

(512) 239-4662

Public Information Requests (PIRs)

(Kent Steelman and Data Support Group)

- PDW Section Responses to Public Information Requests Completed – **31**
- PDW stated it had no responsive documents – **12**
- PDW provided individual response and/or data package – **7**

Data Support

(James Stapel, Kent Steelman, Rylan Fields, Ben Wesley)

- Completed work with IRD to develop a migration tool to import deficiency data into SDWIS
- Continued work on NOV letter generation
- Federal Reporting of Compliance Data to EPA
- Texas submitted **450,003** records to EPA for review
 - These data include information on public water system facilities, compliance samples, and violations and enforcement actions
 - TCEQ has a current error rate of **0.05%** for QTR 4

Environmental Electronic (E2) Reporting

(Lee Apostolo)

- 78 labs reporting through E2, 97% of monthly samples
- 2 more labs are reporting through E2
- There are no labs using the NOVA template for reporting data; all labs are either using paper or LTS 70 format

Enforcement

(Sally Paramo, Emma Jones, CarMello Manning, Emily Young, Caleb Ingle)

- Notes for 4th Quarter 2017
 - 75 Enforcement cases
 - 3 Data maintenance case
- Notes for 1st Quarter 2018
 - 57 Enforcement cases
 - 2 Data maintenance cases

Consumer Confidence Report (CCR)

(Kent Steelman)

- Reviewing CCRs submitted after compliance for completeness.

Drinking Water Inventory and Protection Team (DWIP)

Patrick Kading – Team Leader

Patrick.kading@tceq.texas.gov

(512) 239-4670

Leticia DeLeon – Technical Assistant

Leticia.DeLeon@tceq.texas.gov (512) 239-4978

Boil Water Notices

(Foster Hooks and Brynton Johnson)

Received for 1st Quarter of 2018: 608 issued; 514 rescinded

Public Notice

(Mike Howell and Kristi Krieg)

Public Notices Submitted (Data Entry):

January 2018: 314

February 2018: 429

March 2018: 353

Q4, 2017 Total: 1,096

Public Notice Violations:

January 2018: 154

February 2018: 82

March 2018: 132

Q1, 2017 Total: 368

Public Health Service Fees

(Teri Cisneros)

FY 2018

Total invoices: 6,962

Amount invoiced: \$24,283,466

Date invoices mailed: 11/01/2017 (dated 11/30/2017)

Due date: 01/01/2018

As of 4/2/2018 **99.65% collected**

Regulatory Assessment Fees

(Teri Cisneros)

CY 2017: 2,293 letters mailed out December 15, 2017.

As of 4/2/2018 **85% collected**

Inventory Team Information:

(Carmen Cardenas, Foster Hooks, Kyle Gaenzle, John Desmond, Julian Hollier, Jetton Fontenot, James Murphy, Kim Wohlgemuth, Hannah Evans, Brynton Johnson, Nicole Frisbie, Christopher Frazier)

1st Quarter 2018:

DWIP Inventory Team received 2,015 requests and processed 2,031 requests.

Ground Water Source Inventory / Ground Water Under the Influence (GUI)

(Betsy Yockey)

Betsy Yockey has joined the team as of January 2018 and will oversee the GUI program.

Emergency Preparedness Plan (EPP)

(Leticia DeLeon)

4 EPP Approval Letters were processed in Q1 2018.

Homeland Security

(Leticia DeLeon)

95 Homeland Security Emergency Contact forms were received and processed in Q1 2018.

Source Water Assessment & Protection (SWAP) / Source Water Protection (SWP)

(Mason T. Miller)

- TCEQ DWIP Team manages the SWP contract and assists public water systems with completing and updating SWP plans.
- TCEQ SWP contract was awarded to CDM Smith in February 2018.
- During FY18 CDM Smith and subcontractors will complete source water protection plans for 30 water systems in four counties.
- TCEQ DWIP Team assists Texas Rural Water Association as they continue to implement SWP projects for public water systems throughout the state by providing SWP area maps and GPS technical assistance.
- TCEQ DWIP Team assists the Plan and Technical Review Section with: Level 2 assessments, Texas Optimization Program and Texas Optimization Program Recognition Program.
 - Water Treatment Plants receiving 6 month certificates during December, January and February were: Aquilla WSD, Bluebonnet WSC, City of Dallas-East Side, North Texas Municipal Water District-Wylie Plant IV, City of Waco-Mt. Carmel and City of Waxahachie-Howard Road.
 - 18 surface water treatment plants participating in Recognition Program, currently three have met all the requirements continuously for 5 to 10 years, two for 10 to 15 years and one for more than 15 years.
 - Milestones reached during this quarter were: Bluebonnet WSC five years, City of Lewisville-Fester three years and North Texas Municipal Water District-Wylie Plant IV one year.
 - Welcome Guadalupe River State Park-Spring Branch
 - For more information on the TOP Recognition Program please contact Mason Miller at mason.miller@tceq.texas.gov
- TCEQ DWIP Team staff continue to serve as the TCEQ GPS Coordinators and Trainers for TCEQ's staff and contractors.

Next DWA WG Meeting: July 17, 2018