

# Texas Commission on Environmental Quality Drinking Water Advisory Work Group (DWA WG) Meeting

**July 18, 2017**

## Program Updates

### - *Welcome*

**Gary Chauvin – Manager** - Drinking Water Standards Section [Gary.C Chauvin@tceq.texas.gov](mailto:Gary.C Chauvin@tceq.texas.gov)  
(512) 239-1687

**Michele Risko – Manager** - Drinking Water Special Functions Section  
[Michele.Risko@tceq.texas.gov](mailto:Michele.Risko@tceq.texas.gov) (512) 239-1687

**Sean Ables – Assistant** – Drinking Water Special Functions Section  
[Sean.Ables@tceq.texas.gov](mailto:Sean.Ables@tceq.texas.gov) (512) 239-1758

### - *Permitting & Registration Support Division*

#### *Occupational Licensing Section*

**Linda Saladino – Section Manager**  
Occupational Licensing (OL) – [Linda.Saladino@tceq.texas.gov](mailto:Linda.Saladino@tceq.texas.gov) (512) 239-0178

**March 1, 2016 – May 31, 2017**

	New Applications Received	Renewal Applications Received	Total Applications Received	New Licenses Issued	Renewal Licenses Issued	Tests Administered	Tests Passed	Percent Passed	Total Current Licenses
BACKFLOW PREVENTION ASSEMBLY TESTER	145	595	740	74	659	168	80	47.6%	
Grand Totals:	145	595	740	74	659	168	80	47.6%	6,108

	New Applications Received	Renewal Applications Received	Total Applications Received	New Licenses Issued	Renewal Licenses Issued	Tests Administered	Tests Passed	Percent Passed	Total Current Licenses
CUSTOMER SERVICE INSPECTOR	67	200	267	49	232	100	55	55.0%	
Grand Totals:	67	200	267	49	232	100	55	55.0%	1,989

	New Applications Received	Renewal Applications Received	Total Applications Received	New Licenses Issued	Renewal Licenses Issued	Tests Administered	Tests Passed	Percent Passed	Total Current Licenses
GROUND WATER TREATMENT OPERATOR - B	25	63	89	7	76	31	8	25.8%	543
GROUND WATER TREATMENT OPERATOR - C	110	269	379	61	284	146	50	34.2%	3,494
SURFACE WATER TREATMENT OPERATOR - B	31	91	122	16	94	80	14	17.5%	998
SURFACE WATER TREATMENT OPERATOR - C	92	140	137	56	154	95	48	50.5%	1,875
WATER DISTRIBUTION OPERATOR - B	27	50	71	14	47	50	12	24.0%	543
WATER DISTRIBUTION OPERATOR - C	132	236	371	101	265	192	93	48.4%	3,423
WATER OPERATOR - A	39	90	88	24	100	43	22	51.2%	1,075
WATER OPERATOR - D	414	240	547	259	299	547	242	44.2%	4,510
Grand Totals:	870	940	1,149	538	1,229	1,184	489	41.3%	16,368

**- Office of Compliance and Enforcement**

***Program Support Section***

**Kristi Mills-Jurach – Section Manager**

OCE Program Support Section – [Kristi.Mills-Jurach@tceq.texas.gov](mailto:Kristi.Mills-Jurach@tceq.texas.gov)  
(512) 239-1261

**Tom Heitman - PWS/Water Liaison**

OCE Program Support Section – [Tom.Heitman@tceq.texas.gov](mailto:Tom.Heitman@tceq.texas.gov)  
512-239-3257

**• Public Water System (PWS) Regional Activity**

Information below represents the number of PWS activities conducted by the OCE regional staff in FY17 (9/01/16 – 08/31/2017):

- 745 Complaint Investigations
- 144 Focused Investigations
- 23 Compliance Record Review Investigations
- 50 Follow-up Investigations
- 155 Recon Investigations
- 1,376 Comprehensive Compliance Investigations (CCIs)

**- Environmental Assistance Division (EAD)**

***Small Business and Local Government Assistance***

**Anne Marie Callery –**

Small Business and Local Government Assistance (SBLGA) Section

[AnneMarie.Callery@tceq.texas.gov](mailto:AnneMarie.Callery@tceq.texas.gov) (512) 239-2342

**No updates.**

- ***Plan & Technical Review Section (PTR)***

***Utilities Technical Review (UTR) Team***

***Technical Review and Oversight Team (TROT)***

***Response and Capacity Development Team (RCDT)***

**Joel Klumpp** - Manager

Plan and Technical Review Section – [Joel.Klumpp@tceq.texas.gov](mailto:Joel.Klumpp@tceq.texas.gov)

(512) 239-4453

**Vera Poe** - Team Leader

Utilities Technical Review – [Vera.Poe@tceq.texas.gov](mailto:Vera.Poe@tceq.texas.gov)

(512) 239-6988

**Tamira Konkin Garcia** – Team Leader

Technical Review and Oversight Team – [Tamira.Konkin-Garcia@tceq.texas.gov](mailto:Tamira.Konkin-Garcia@tceq.texas.gov)

(512) 239-1298

**Kenneth Dykes** – Team Leader

Response and Capacity Development Team – [Kenneth.dykes@tceq.texas.gov](mailto:Kenneth.dykes@tceq.texas.gov)

(512) 239-4753

Number of plans and specifications submittals processed by the Plan Review Team: 617

Number of exception and Alternative Capacity Requirement requests processed by the Technical Review and Oversight Team: 304

Number of free on-site Financial, Managerial, and Technical (FMT) Assistance assignments made by the Response and Capacity Development Team: 122

**System Interconnects:**

This new checklist provides an outline of the information required to be submitted to Plan Review Team for both Emergency Interconnections and Purchase Water Interconnections. It includes the physical piping connection, chemical analysis for compatibility, and the management requirements such as contracts, rates, and terms of service. It is located on the Agency Web Site in both PDF and Word formats at:

<https://www.tceq.texas.gov/drinkingwater/udpubs.html>

**Process to Combine Exception Request with Plan Review Process for Small RO Units per 290.42(b)(9)(K):**

The Plan Review Team (PRT) and Technical Review and Oversight Team (TROT) have agreed to have PRT process exceptions for pressure measuring and recording devices between stages on low volume Reverse Osmosis Systems (300 gallons per minute or less) to accommodate standard industry designs that do not include these devices, pursuant to 30 TAC

§290.42(b)(9)(K) “*The water system must provide pressure measuring and recording devices before and after each membrane stage*”.

#### TROT ACE Process:

In April, TROT began a new process for exception reviews called the ACE Process (Administratively Complete Evaluation). This new process determines if submittals are administratively deficient within one business day of receipt, and the customer is notified to provide more information to proceed with the technical review of their request. This process is improving the way TROT provides customer service by administering feedback soon after their submittal is received, and providing the customer with direct contact to the TROT reviewer for any questions.

#### Capacity Development:

- The next Texas Water Infrastructure Coordination Committee (TWICC) is Wednesday, July 19<sup>th</sup> at the USDA offices in Temple. For questions, please contact Dorothy Young at (512) 239-6064 or Connie Petru at (254) 742-9793.
- TCEQ is co-sponsoring a free workshop on water loss and rates at the City of Ranger titled *Making Money Saving Water* on Thursday, July 27<sup>th</sup>. Contact Dorothy Young at (512) 239-6064 or Celia Eaves at (512) 472-8591 if you have questions.

#### Texas Optimization Program:

- TOP staff members have completed development of Directed Assistance Module (DAM) 12: How to Develop and Manage an Effective Cross-Connection Control Program (CCCP).
- TOP staff members are currently revising DAM 11: How to Perform a Revised Total Coliform Rule (RTCR) Level 1 Assessment.
- TOP staff members are currently revising a Training Module and drafting Regulatory Guidance: How to Perform a RTCR Level 2 Assessment.

#### Drought:

- Weather conditions in April, May and June have been favorable, preventing development of drought conditions.
- Staff continue to monitor 20 systems, and have moved 3 systems from the High Priority and Watch Lists to the Resolved List since April 2017.

#### Assistance for At-Risk Public Water Systems:

- Staff continue to monitor approximately 175 systems designated as “At Risk,” including systems under Temporary Management and Receivership.
- Staff were able to remove 5 systems from the At-Risk List.

#### Cross-Connection Control:

- The TCEQ Cross-Connection Control Program hosted the University of Southern California’s (USC) Cross-Connection Control Program Specialist Course. USC staff members are one of the leaders in this industry and this course is highly regarded as the premier course in the nation. The students were largely investigators from the TCEQ regional offices with almost every region being represented.
- TCEQ Cross-Connection Control Program staff were asked to provide a presentation in the general session of the American Backflow Prevention Association (ABPA) Conference. This is a national conference held, this year, in San Antonio with professionals from across the nation attending.

- **Water Supply Division**

**Drinking Water Standards Section**

**Gary Chauvin** - Manager

Drinking Water Standards Section – [Gary.C Chauvin@tceq.texas.gov](mailto:Gary.C Chauvin@tceq.texas.gov)

(512) 239-1687

- **Drinking Water Quality Team (DWQT) & Drinking Water Assessment Team Updates**

**Team Leader – Steven Swierenga**

Drinking Water Quality Team

[Steven.Swierenga@tceq.texas.gov](mailto:Steven.Swierenga@tceq.texas.gov) (512) 239-6611

Lead and Copper Rule Program (LCR)

The summer monitoring period for Lead and Copper Rule tap sample monitoring for lead and copper is in full swing. The monitoring period is from June 1 – September 30, 2017. Over 2,000 public water systems (PWSs) are scheduled to sample during this period for 2017. We remind and encourage all systems that are scheduled to sample **to begin early and collect your samples as soon as possible**. PWSs must sample at approved sites per their Sample Site Selection and Materials form that includes their sampling pool. If a PWS needs to make updates or changes to their Sample Site Selection Form they must have those changes approved before they sample. Information, guidance, and forms, including a listing of all PWSs scheduled to collect tap samples this summer (see “2017 REDUCED List”) are found at the TCEQ Lead and Copper Rule program webpage located at: [https://www.tceq.texas.gov/drinkingwater/chemicals/lead\\_copper/lead-copper.html](https://www.tceq.texas.gov/drinkingwater/chemicals/lead_copper/lead-copper.html)

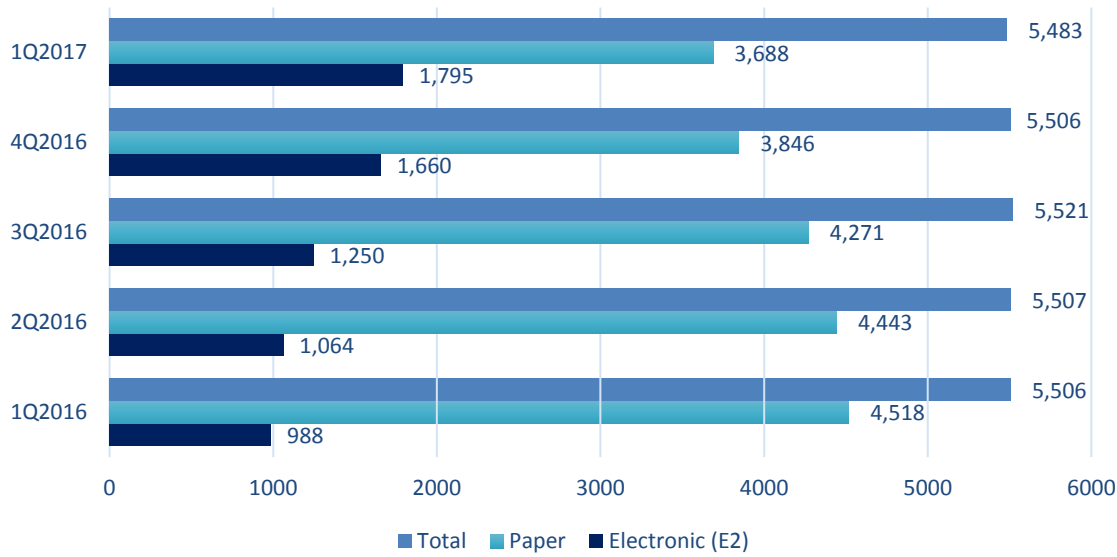
Revised Total Coliform Rule Program (RTCR)

Information, guidance, and forms associated with the RTCR can be found on the TCEQ RTCR program webpage located at: <https://www.tceq.texas.gov/drinkingwater/microbial/revised-total-coliform-rule>

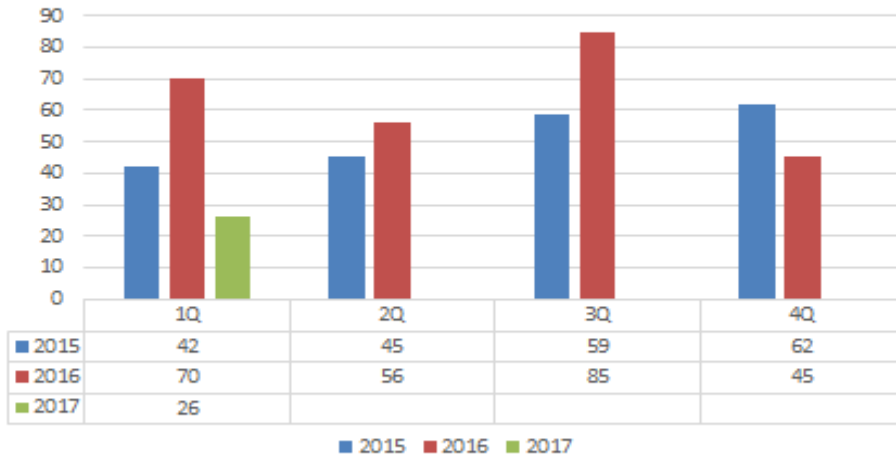
Groundwater Rule (GWR)

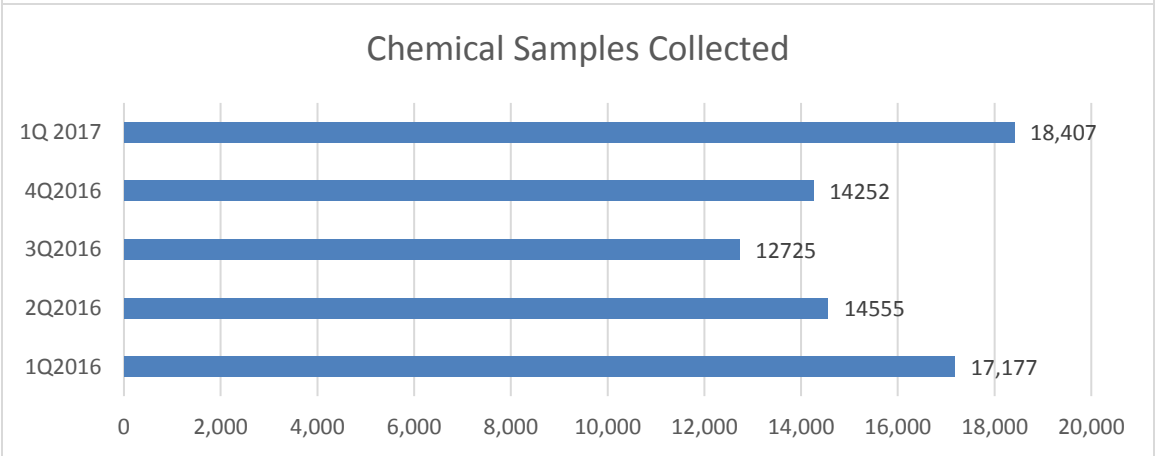
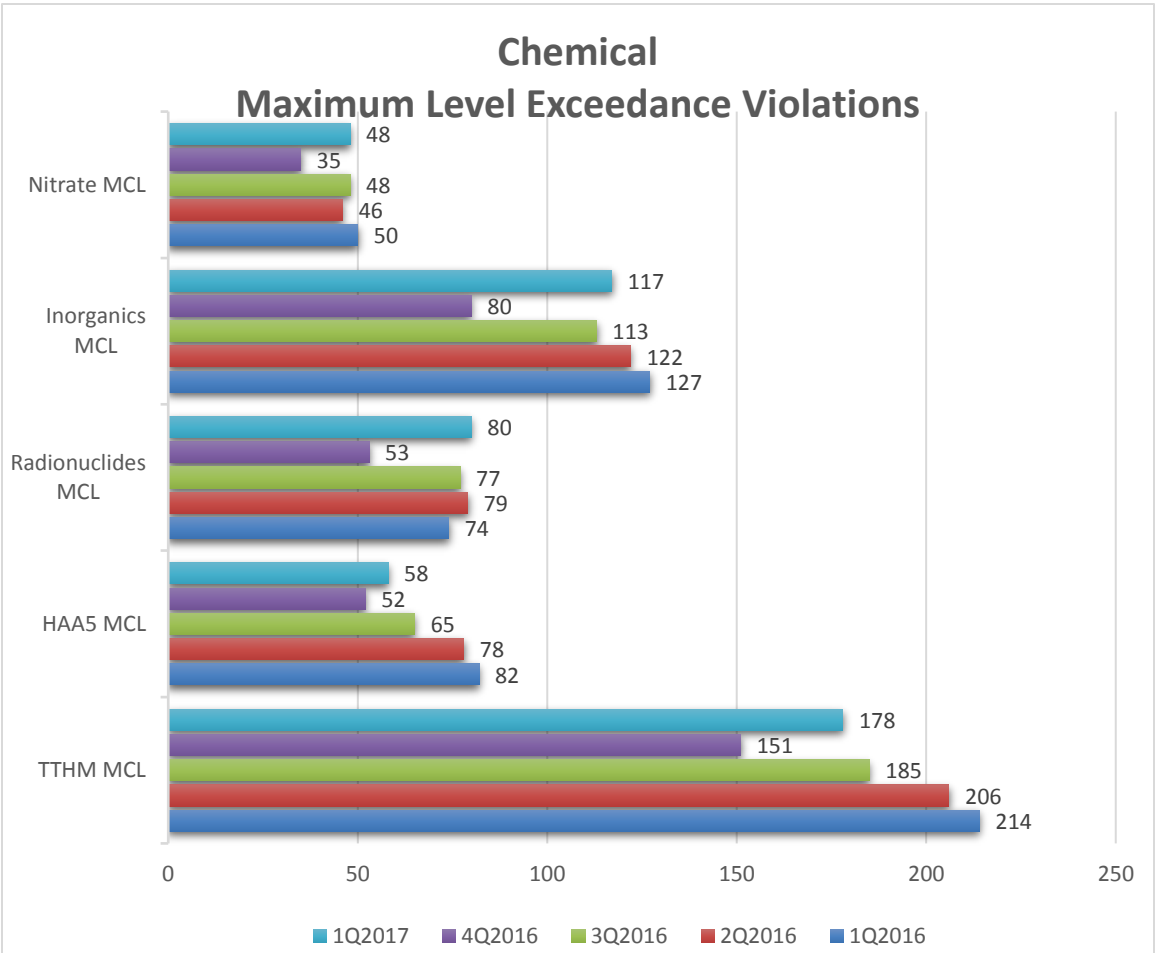
Information, guidance, and forms associated with the GWR can be found on the TCEQ GWR program webpage located at: [https://www.tceq.texas.gov/drinkingwater/microbial/gwr\\_main.html](https://www.tceq.texas.gov/drinkingwater/microbial/gwr_main.html)

## Disinfectant Residual Quarterly Operating Report Electronic vs. Paper Submissions



## CHEM M/R Violations 2015-2017







## Surface Water Treatment Rule (SWTR) M/R Violations May 2016 - April 2017

Plants monitor daily and report on the Monthly Operating Report

	SWMOR	SWMOR	SWMOR	Total	<i>Systems</i>	<i>Total</i>
	Failure to Submit	Late Submittal	Incomplete	SWMOR	<i>issued</i>	<i>TOCMOR</i>
				M/R	<i>M / R</i>	<i>M/R</i>
				Violations	<i>Violations</i>	<i>Violations</i>
May-16	2	2	6	10	7	6
Jun-16	7	0	1	8	6	14
Jul-16	3	2	2	7	7	6
Aug-16	6	2	3	11	10	9
Sep-16	5	3	5	13	9	15
Oct-16	3	1	1	5	5	21
Nov-16	9	0	3	12	12	21
Dec-16	3	0	2	5	5	3
Jan-17	4	2	5	11	10	3
Feb-17	7	0	1	8	8	6
Mar-17	5	0	0	5	5	3
Apr-17	5	0	1	6	6	Unavailable
Total for 12 months	59	12	30	101	90	107
				violations	<i>Systems</i>	

## SWTR Treatment Technique Violations May 2016 - April 2017

Plants monitor daily and report on the Monthly Operating Report

	Low disinfectant residual entering the distribution system for more than 4 consecutive hours	Failure to provide treatment (LT2)	Combined Filter Effluent Turbidity exceeded 1.0 NTU	Exceed .30 NTU in more than 5% of the combined filter effluent	Low inactivation for more than 4 consecutive hours	Conventional filters turbidity level exceeds 5.0 NTU in the combined filter effluent
May-16	1	2	2	1	1	0
Jun-16	0	1	3	5	0	1
Jul-16	1	1	2	4	0	1
Aug-16	0	2	1	2	0	2
Sep-16	1	3	0	3	1	0
Oct-16	1	3	1	4	0	1
Nov-16	0	0	1	1	0	0
Dec-16	0	2	1	4	1	2
Jan-17	0	3	2	2	2	0
Feb-17	0	2	1	2	1	0
Mar-17	1	2	2	3	0	0
Apr-17	0	2	1	2	0	0
<b>Total for 12 months</b>	<b>5</b>	<b>23</b>	<b>17</b>	<b>33</b>	<b>6</b>	<b>7</b>

### *Drinking Water Special Functions Section*

**Michele Risko** - Manager

Drinking Water Special Functions Section – [Michele.Risko@tceq.texas.gov](mailto:Michele.Risko@tceq.texas.gov)

(512) 239-1689

**Sean Ables** – Special Assistant

[Sean.Ables@tceq.texas.gov](mailto:Sean.Ables@tceq.texas.gov) (512) 239-1758

### *Drinking Water Technical Review Team (DWTRT)*

**Jonathan Haynes** – Team Leader

Drinking Technical Review Team – [Jonathan.Haynes@tceq.texas.gov](mailto:Jonathan.Haynes@tceq.texas.gov)

(512) 239-4662

## **Public Information Requests (PIRs)**

*(Kent Steelman and Data Support Group)*

- PDW Section Responses to Public Information Requests Completed – **102**
- PDW stated it had no responsive documents – **79**
- PDW provided individual response and/or data package – **23**

## **Data Support**

*(James Stapel, Kent Steelman, Rylan Fields, Ben Wesley)*

- Continued work with IRD to develop a migration tool to import deficiency data into SDWIS
- Continued work on NOV letter generation
- Continued WQP database development for Lead and Copper Rule
- Updated the CCR Generator to include the RTCR
- Federal Reporting of Compliance Data to EPA
  - Texas submitted **433,922** records to EPA for review
  - These data include information on public water system facilities, compliance samples, and violations and enforcement actions
  - TCEQ has a current error rate of **0.18%** for QTR 1

## **Environmental Electronic (E2) Reporting**

*(Christina Destefano)*

- There are currently **80** labs reporting via E2, accounting for **95.6%** of monthly samples
- **14 of 19** labs that have not attended a workshop are currently submitting via E2
- **66 of 74** labs that have attended a workshop are currently submitting via E2
- There are no labs using the NOVA template for reporting data; all labs are either using paper or LTS 70 format

## **Enforcement**

*(Sally Paramo, Emma Jones, CarMello Manning, Emily Young, Caleb Ingle)*

- Notes for 1st Quarter 2017
  - 68 Enforcement cases
  - 1 Data maintenance case
- Notes for 2nd Quarter 2017
  - 98 Enforcement cases
  - 5 Data maintenance cases

## **Consumer Confidence Report (CCR)**

*(Kent Steelman)*

- Reviewing submitted CCRs and contacting systems to correct problems with CCRs

**Sean Ables/Leticia DeLeon – Acting Team Leaders**

Sean Ables – Special Assistant

[Sean.ables@tceq.texas.gov](mailto:Sean.ables@tceq.texas.gov) (512) 239-1758

Leticia DeLeon – Technical Assistant

[Leticia.DeLeon@tceq.texas.gov](mailto:Leticia.DeLeon@tceq.texas.gov) (512) 239-4978

**Boil Water Notices**

(John Demaree)

Received for 2nd Quarter of 2017: 366 issued; 308 rescinded)

**Public Notice**

(Mike Howell and Kristi Krieg)

Public Notices Submitted (Data Entry):

January 2017: 453

February 2017: 317

March 2017: 367

Q1, 2017 Total: 1,137

Public Notice Violations:

January 2017: 273

February 2017: 754

March 2017: 340

Q1, 2017 Total: 1,367

**Public Health Service Fees**

(Teri Cisneros)

**FY 2017**

Total invoices: 6,908

Amount invoiced: \$23,672,877.94

Date invoices mailed: 11/01/2016 (dated 11/30/2016)

Due date: 01/01/2017

As of 6/2/2017 99.79% collected

**Regulatory Assessment Fees**

(Teri Cisneros)

**CY 2016:** 2,274 coupons mailed out December 14, 2016. (as of 07/18/2016)

As of 6/2/2017 94% collected

**Inventory Team Information:**

(Carmen Cardenas, Patrick Kading, Toni Red, Charlotte Woods, Johanna Valente, Alexandra Hughes, Fletcher Sheridan, Foster Hooks)

**2nd Quarter 2017:**

DWIP Inventory Team received 1,611 requests and processed 2,060 in addition to 316 CCI's received and 710 reviewed.

### **Ground Water Source Inventory / Ground Water Under the Influence (GUI)**

*(Patrick Kading)*

No updates.

### **Emergency Preparedness Plan (EPP)**

*(Leticia DeLeon)*

52 EPP Approval Letters Mailed.

### **Homeland Security**

*(Leticia DeLeon)*

2,575 – 2017 Homeland Security Emergency Contact forms were mailed to all water systems located in the Houston, Corpus Christi, Harlingen, and Beaumont TCEQ Regions. Mail outs are scheduled for the remaining TCEQ Regions in May, June, and July 2017 until all water systems in the state are contacted.

### **Source Water Assessment & Protection (SWAP) / Source Water Protection (SWP)**

*(Mason T. Miller)*

- TCEQ DWIP Team manages the SWP contract with Atkins North America Inc. and subcontractors. Contractors worked with 21 public water systems to complete SWP plans and implement best management practices during FY17.
- TCEQ DWIP Team assists Texas Rural Water Association as they continue to implement SWP projects for public water systems throughout the state by providing SWP area maps and GPS technical assistance.
- TCEQ DWIP Team assists the Plan and Technical Review Section with the Texas Optimization Program and Texas Optimization Program Recognition Program.
  - Water Treatment Plants receiving 6 month certificates during March, April and May were: Benbrook Water Authority, City of Dallas – Bachman, City of Greenville, City of Houston – SE, and City of San Marcos.
  - 15 surface water treatment plants participating in Recognition Program, currently two have met all the requirements continuously for more than five years, two for more than ten years, and one for more than 15 years.
  - In May TCEQ presented the City of Waco – Mt. Carmel WTP with a one year flag. The Mt. Carmel WTP has met all the Recognition Program requirements continuously from February 2016 to January 2017. This plant is currently at 14 months.
  - For more information on the TOP Recognition Program please contact Mason Miller at [mason.miller@tceq.texas.gov](mailto:mason.miller@tceq.texas.gov)
- TCEQ DWIP Team staff continue to serve as the TCEQ GPS Coordinators and Trainers for TCEQ's staff and contractors.
- TCEQ DWIP Team staff coordinate the annual TCEQ Public Drinking Water Conference scheduled for August 8-9, 2017 in Austin.

**Next DWA WG Meeting: October 17, 2017**