

Texas Commission on Environmental Quality Drinking Water Advisory Work Group (DWA WG) Meeting

October 16, 2018

Program Updates

- Welcome

Gary Chauvin – Manager - Drinking Water Standards Section

Gary.C Chauvin@tceq.texas.gov (512) 239-1687

Steven Swierenga – Special Assistant – Drinking Water Standards

Steven.swiernga@tceq.texas.gov (512) 239-6611

Michele Risko – Manager - Drinking Water Special Functions Section

Michele.Risko@tceq.texas.gov (512) 239-1689

Sean Ables – Special Assistant – Drinking Water Special Functions Section

Sean.Ables@tceq.texas.gov (512) 239-1758

Permitting & Registration Support Division

Occupational Licensing Section

Deric Patton – Team Leader

Occupational Licensing (OL) – deric.patton@tceq.texas.gov (512) 239-6396

June 1, 2018 – August 31, 2018

	New Applications Received	Renewal Applications Received	Total Applications Received	Tests Administered	Tests Passed	Percent Passed	New Licenses Issued	Renewal Licenses Issued	Total Current Licenses
Backflow Prevention Assembly Tester	131	306	437	268	120	44.8	107	342	5,836
Grand Totals:	131	306	437	268	120	44.8	107	342	5,836

	New Applications Received	Renewal Applications Received	Total Applications Received	Tests Administered	Tests Passed	Percent Passed	New Licenses Issued	Renewal Licenses Issued	Total Current Licenses
Customer Service Inspector	91	98	189	171	83	48.5	77	112	2,042
Grand Totals:	91	98	189	171	83	48.5	77	112	2,042

	New Applications Received	Renewal Applications Received	Total Applications Received	Tests Administered	Tests Passed	Percent Passed	New Licenses Issued	Renewal Licenses Issued	Total Current Licenses
Ground Water Treatment Operator - B	19	32	51	37	9	24.3	8	35	751
Ground Water Treatment Operator - C	142	232	374	275	96	34.9	84	247	3,320
Surface Water Treatment Operator - B	39	45	84	111	30	27	33	52	962
Surface Water Treatment Operator - C	69	113	182	110	57	51.8	53	119	1,920
Water Distribution Operator - B	38	37	75	115	20	17.4	22	40	588
Water Distribution Operator - C	155	260	415	242	94	38.8	86	270	3,489
Water Operator - A	40	73	113	38	20	52.6	24	77	1,136
Water Operator - D	406	190	596	626	295	47.1	280	181	4,315
Grand Totals:	909	997	1,906	1,554	621	40	592	1,037	16,609

Office of Compliance and Enforcement

Program Support Section

Kristi Mills-Jurach – Section Manager

OCE Program Support Section – Kristi.Mills-Jurach@tceq.texas.gov
(512) 239-1261

Tom Heitman - PWS/Water Liaison

OCE Program Support Section – Tom.Heitman@tceq.texas.gov
512-239-3257

- **Public Water System (PWS) Regional Activity**

Information below represents the number of PWS activities conducted by the OCE regional staff in FY17 (9/01/17 – 08/31/2018):

- 687 Complaint Investigations
- 248 Focused Investigations
- 84 Compliance Record Review Investigations
- 59 Follow-up Investigations
- 571 Recon Investigations
- 1,668 Comprehensive Compliance Investigations (CCIs)

Environmental Assistance Division (EAD)

Small Business and Local Government Assistance

Anne Marie Callery –

Small Business and Local Government Assistance (SBLGA) Section

AnneMarie.Callery@tceq.texas.gov (512) 239-2342

Beginning in Feb. 2018 The Public Water Supply and Environmental Assistance Divisions partnered to present RTCR workshops. To date workshops have been held in Tyler, Beaumont, Ft. Worth, Frisco, Houston and Richmond/Rosenberg. July concludes our workshops with Corpus Christi and return trips to DFW and Tyler.

Water Supply Division

Plan & Technical Review Section (PTR)

Plan and Technical Review Section

Joel Klumpp - Manager

Joel.klumpp@tceq.texas.gov

(512) 239-4453

Plan Review Team

Vera Poe - Team Leader

Vera.poe@tceq.texas.gov

(512) 239-6988

Response and Capacity Development Team

Kenneth Dykes – Team Leader

Kenneth.dykes@tceq.texas.gov

(512) 239-4753

Technical Review and Oversight Team

Stephanie Escobar – Team Leader

Stephanie.escobar@tceq.texas.gov

(512) 239-2439

Plan Review Team (PRT)

Number of plans and specifications submittals processed by the Plan Review Team during June – August: 647

The Engineer vacancy is filled. Cynthia W. Pierce started on August 6, 2018.

Two new checklists have been posted for common projects. The Surface Water Source and Intake and Disinfection Checklists can be downloaded from:

<https://www.tceq.texas.gov/drinkingwater/udpubs.html>

Technical Review and Oversight Team (TROT)

Number of exception and Alternative Capacity Requirement requests processed by the Technical Review and Oversight Team during June – August: 328

TROT welcomes Justin Wong to the team; he will begin on October 8, 2018.

TROT has recently updated the following Staff Guidance Documents:

- Review and Approval Process for Regulation of Mobile Water Treatment Systems (August 2018)
- Chlorine Dioxide for Legionella Treatment (May 2018)
- Drinking Water Corrosion-Related Engineering Report Requirements (May 2018)
- Innovative and Alternate Treatment (May 2018)
- UV Disinfection for Pathogen Inactivation Credit (May 2018)

These and all TROT's Staff Guidance Documents are posted on the TCEQ website. You can find them here:

<https://www.tceq.texas.gov/drinkingwater/trot/exception>

Response and Capacity Development Team (RCDT)

Number of free on-site Financial, Managerial, and Technical (FMT) Assistance assignments made by the Response and Capacity Development Team June – Sept 2018: 338.

Capacity Development:

- The last Texas Water Infrastructure Coordination Committee (TWICC) meeting was hosted by TDA in September and the next one will be hosted by TRWA in November. Date to be announced. For questions, please contact Dorothy Young at (512) 239-6064 or Alex Latham at (512) 239-6908. TWICC member information, information about funding and other resource links are available at www.twicc.org.
- TWICC held a popular funding workshop on August 7, 2018 at the annual PDW conference in Austin.

Texas Optimization Program (TOP):

From June to August 2018:

- TOP staff and TOP Support contractors participated in 19 Revised Total Coliform Rule (RTCR) Level 2 Assessments.
- TOP staff and TOP Support contractors performed one Comprehensive Performance Evaluation (CPE) and two Special Performance Evaluations (SPEs) at surface water treatment plants.
- TOP staff and TOP Support contractors presented at the TCEQ PWS Investigator Training Conference and the Public Drinking Water (PDW) Conference.
- TOP Support contractors presented at 36 Texas Water Utility Association (TWUA) District meetings.
- Additionally, TOP staff and TOP Support contractors performed customized technical assistance activities at 9 PWSs throughout the state.

Drought:

- As of October 1, 2018, approximately 20.19% of the state is in moderate drought, 7.03% of the state is in severe drought, 0.96% of the state is in extreme drought, and none of the state is in exceptional drought
- Staff continue to monitor four systems, having added one to the High Priority list in July. Three systems have moved from the High Priority and Watch Lists to the Resolved List since May 2018.

- Staff sent letters to 4,595 public water systems across the state notifying them of worsening conditions and encouraging them to review their preparedness plans.

Assistance for At-Risk Public Water Systems:

- Staff continue to monitor eight systems in receivership, six systems under temporary management and nine systems designated as “Primary At-Risk.”
- Staff were able to remove four systems from the At-Risk List since June 2018.

Cross-Connection Control:

- Program staff provided technical presentations at the Public Drinking Water Conference in Austin.
- Staff completed thirteen on-site Cross-Connection Control Program Surveys of water systems in the Lubbock, Laredo, and San Angelo regions between July and August.
- Cross-Connection Control Program staff received a list of regional recommendations of systems who could benefit from a Program Survey in FY19. The list was requested through the Program Support Liaison for Water and consists of fifteen systems. Program staff plans to conduct program surveys at all 15 systems this fiscal year.
- The TCEQ Cross-Connection Control Subcommittee conducted its quarterly meeting on September 4, 2018. It was well attended with very good participation from the members.
- The Cross-Connection Control Program continues to receive many requests for approval of alternate forms. These requests are evaluated in detail and approval or denial letters are issued.

Drinking Water Standards Section

Gary Chauvin - Manager

Gary.C Chauvin@tceq.texas.gov

(512) 239-1687

Steven Swierenga – Special Assistant

Steven.swierenga@tceq.texas.gov

(512) 239-6611

Drinking Water Assessment Team

Team Leader – Jessica Hoch

jessica.hoch@tceq.texas.gov (512) 239-2353

Groundwater Rule (GWR) Program

(Matt Count, P.G., Ken Quinney)

Triggered Source Monitoring Compliance

A groundwater system that has a positive in the routine, monthly distribution coliform sampling must collect a Triggered Source Monitoring (TSM) “raw” coliform sample at each active well.

If there are multiple routine, monthly distribution coliform samples that are positive; you must collect a TSM “raw” coliform sample for each routine positive at each active well.

- Third quarter 2018 (July/August/September)
 - 18 *E. coli*-positive raw samples
 - 4-log treatment is an effective tool under the GWR to treat for *E. coli*

Assessment Source Monitoring Compliance

If you must meet the requirements of an exception request, you may need to collect an Assessment Source Monitoring (ASM) “raw” coliform sample at each specified well. These requirements would be detailed in an Exception Request letter.

Revised Total Coliform Rule (RTCR) Program

(Alex Hinz, Kasy Stinson, Lillian Johnson, Charlotte Pope, Jasmine Oliveira, Chelsea Brown, Christi Kirk)

The TCEQ encourages every system to verify that their Sample Siting Plan (SSP) is up-to-date with sampling sites that are representative of drinking water throughout the distribution system.

- The TCEQ Sample Siting Plan Template is available for download on the RTCR web page.
 - Please note that the link to download the SSP template works best in Internet Explorer.
- Completed or updated Sample Siting Plans can be submitted to TCEQ via email to TCRDATA@tceq.texas.gov
- For any questions specific to Sample Siting Plans (SSP), please contact Lillian Johnson at 512-239-5283 or Lillian.Johnson@tceq.texas.gov

Proper bacteriological monitoring, including documentation of the monitoring, is critical for the protection of public health.

- The RTCR program is continuing an on-going data QA/QC project to ensure the adequacy and defensibility of data submitted for compliance with the RTCR. This includes reviews of documentation submitted with samples for compliance with QAPP requirements. Please double-check the documentation submitted with samples for analysis prior to the transfer of custody.
- Microbial Reporting Form (MRF) guidance can be found on the RTCR and PWSS webpages as well. Direct links are provided below.
 - PWS Guidance:
 - <https://www.tceq.texas.gov/assets/public/permitting/watersupply/pdw/tcr/Complete%20the%20Microbial%20Reporting%20Form.pdf>
 - Laboratory MRF Guidance:
 - <https://www.tceq.texas.gov/assets/public/permitting/watersupply/pdw/tcr/Laboratory%20Guidelines.pdf>

Contingency Planning for Repeat Sampling Events (over weekends and holidays)

- The TCEQ is encouraging systems to plan ahead for what they will do in the event of an *E. coli* positive sample result before a weekend or holiday.

Lead and Copper Rule (LCR) Program

(Jason Williams, Seth Kramer, Foster Hooks, Colin Gearing, Thressa Webb)

Lead and Copper

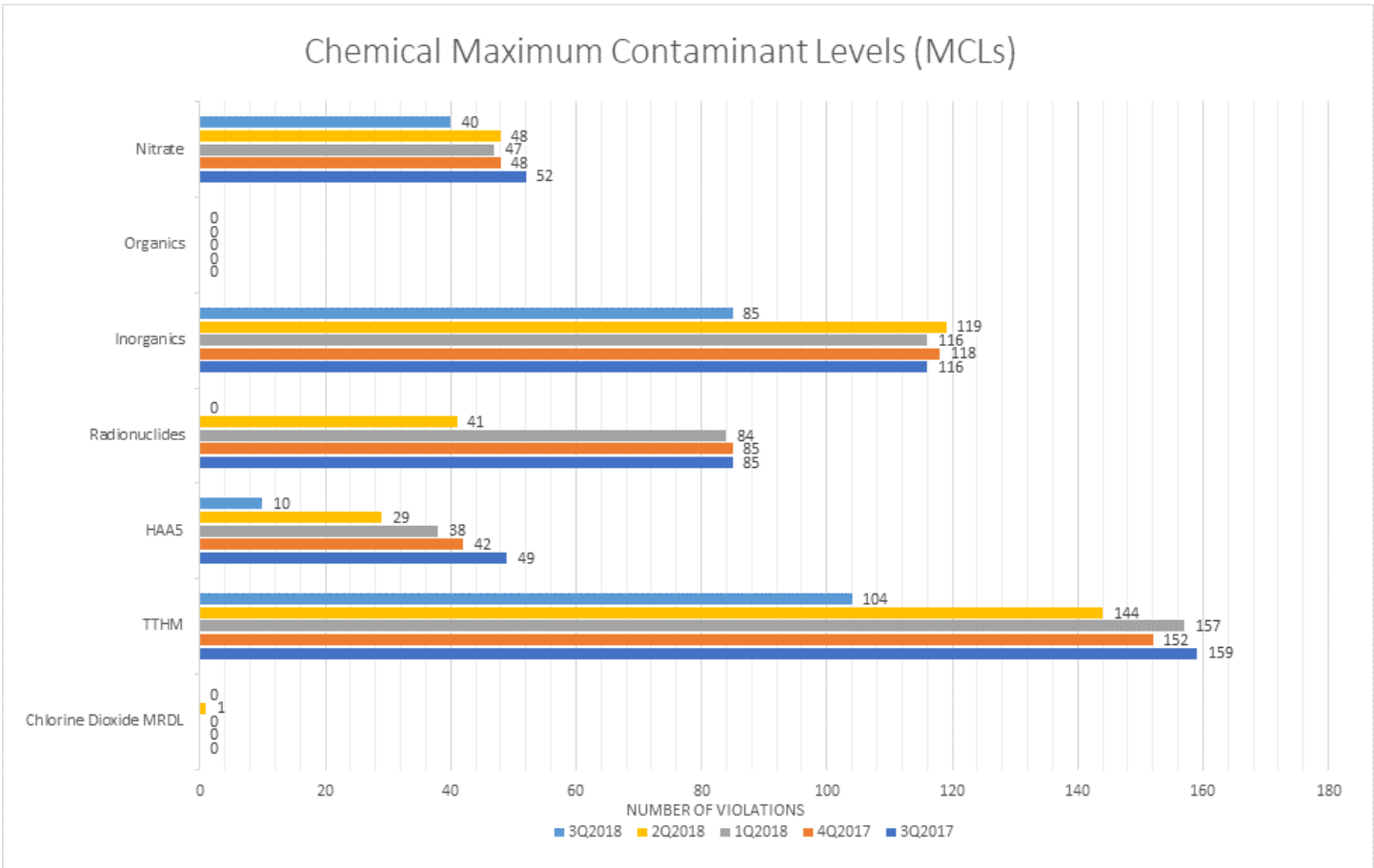
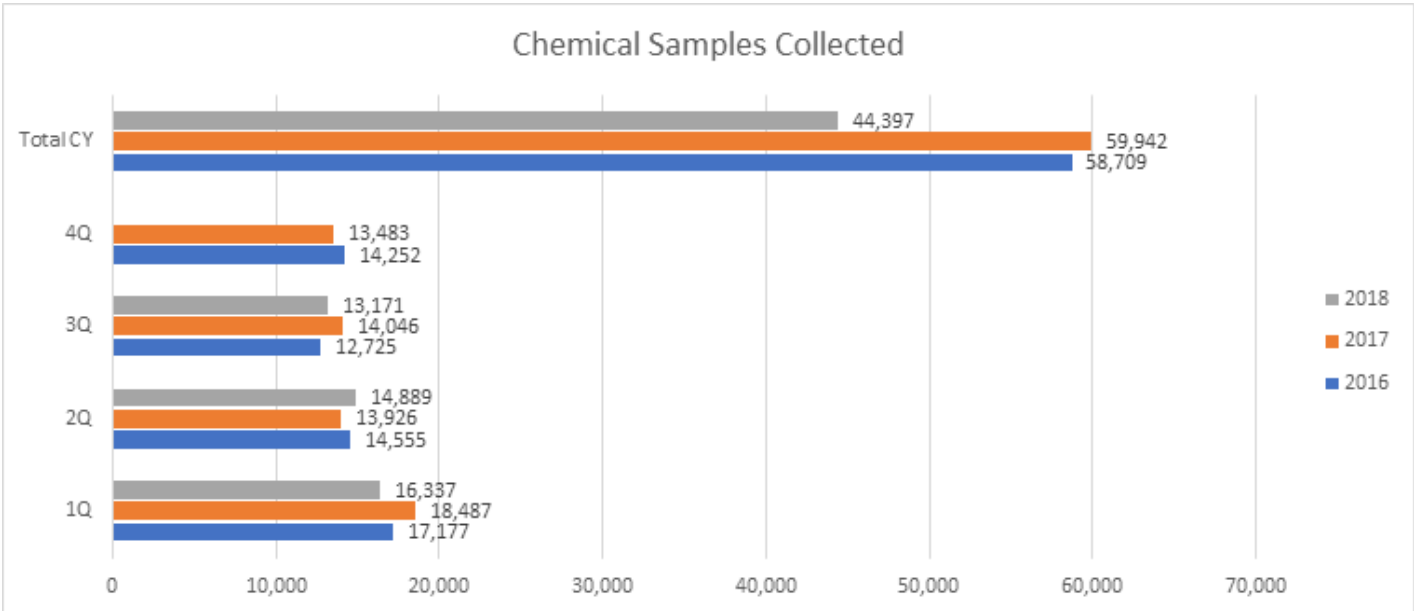
- Lead Consumer Notice (LCN)
 - 6M1-2018 Monitoring Period (January – June)
 - Due: 09/30/2018
 - If you have not submitted your LCN documentation yet, you are highly encouraged to complete this requirement as soon as possible.
 - Reduced 2018 Monitoring Period (June – September)
 - Due: 12/31/2018
- The TCEQ encourages public water systems to make information regarding the location of lead plumbing, fixtures, and/or pipes including lead service lines available to the public. Methods to make this material publicly available include posting maps or other locational information on your system's website, and adding the information into your Consumer Confidence Reports, Lead Consumer Notices, and Lead Public Education documents, as applicable. The TCEQ also encourages that the information be made available to your customers upon request. *Drinking Water Quality Team*

Team Leader – Brittney Wortham-Teakell

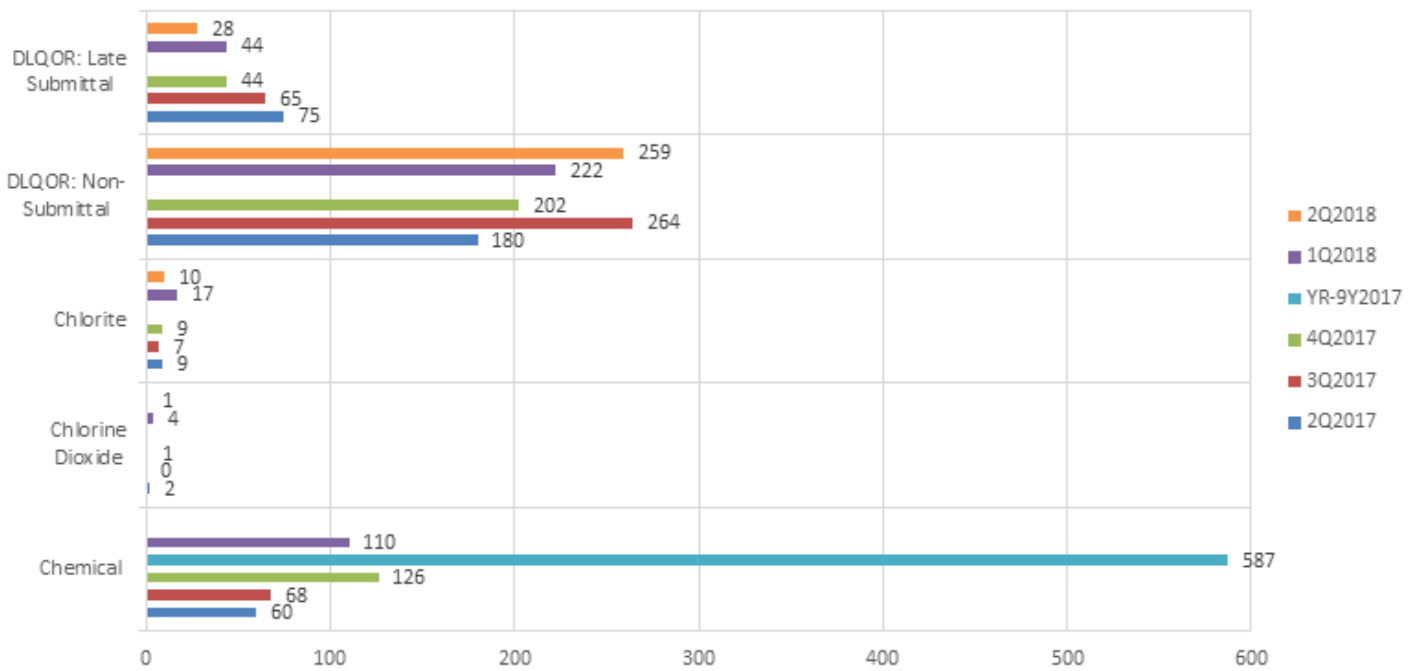
Brittney.teakell@tceq.texas.gov (512) 239-4392

- Two regulatory guidance documents will be available soon for review and comments.
 - Public Water System Guidance for Monitoring, Analyzing, and Reporting Chlorine Dioxide and Chlorite
 - Guidance for Monitoring, Analyzing, and Reporting Bromate for Public Water Systems Using Ozone
- A free chlorine conversion fact sheet and suggested public notice template (not-mandatory) are now available to assist the Public Water System in educating the customers of the potential effects of the change in treatment, and why this change is occurring.
- New staff: Emily Smith - chemical compliance

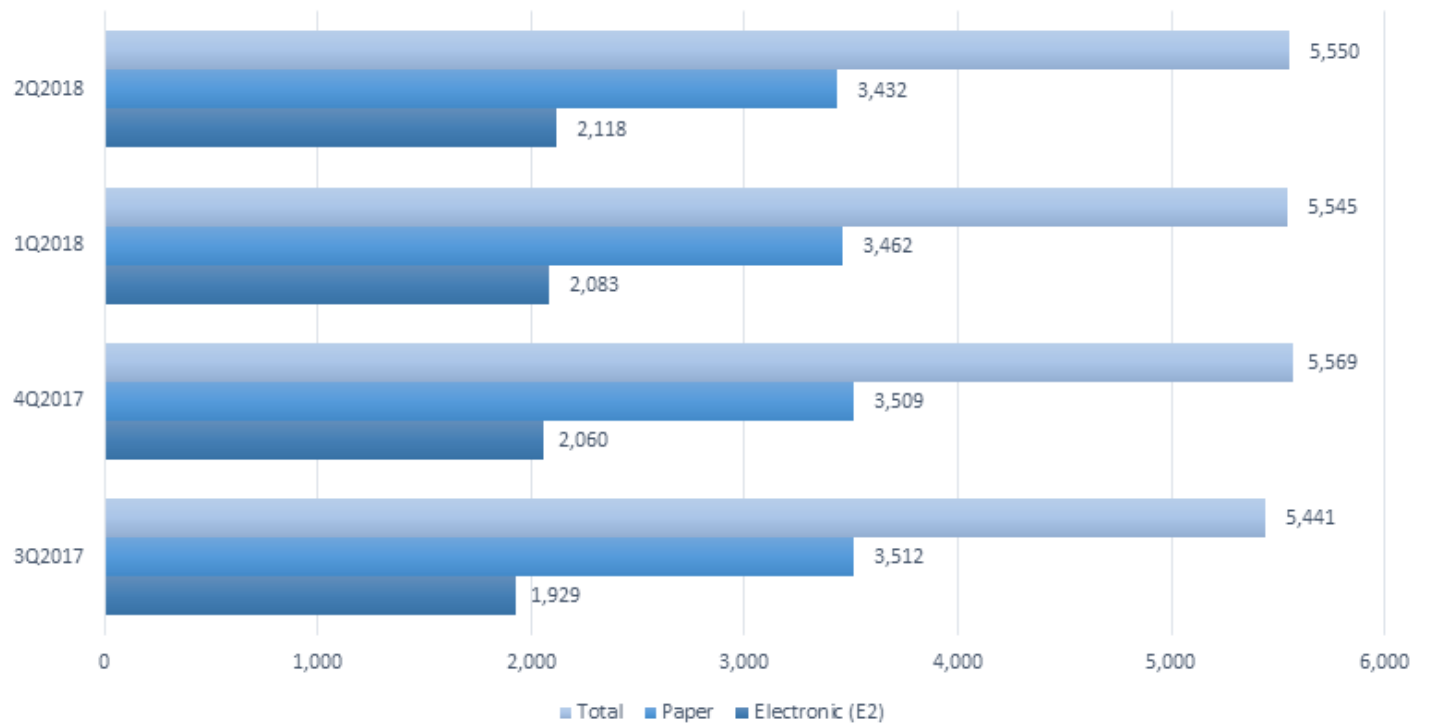
Compliance program and sampling statistics are found below:



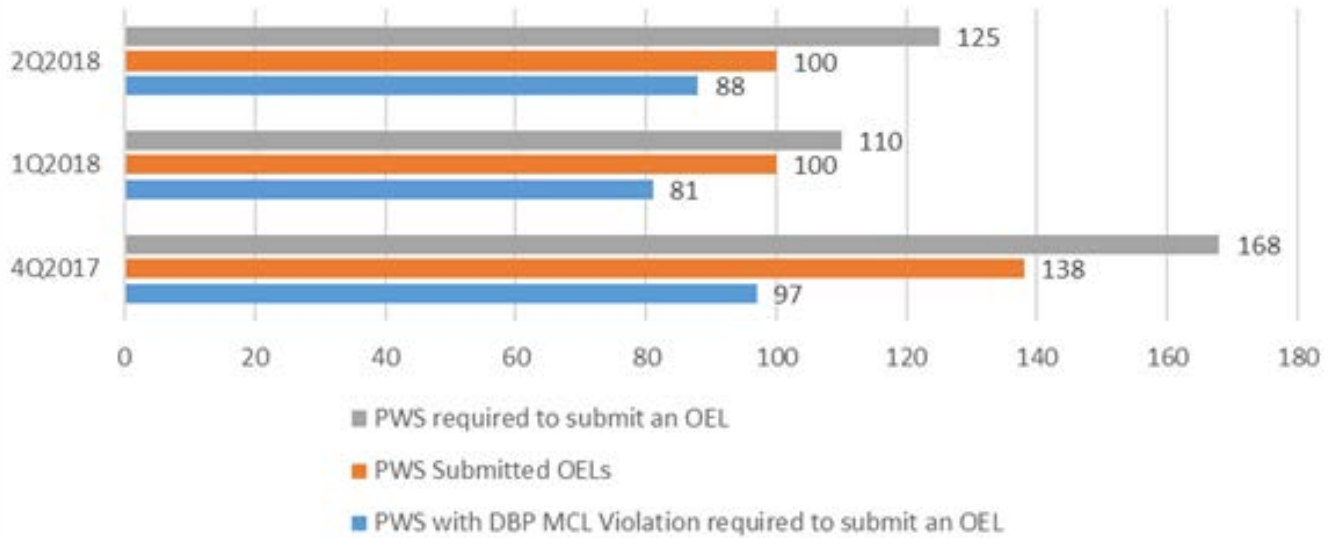
Chemical Monitoring/Reporting Violations



Disinfectant Residual Quarterly Operating Report Electronic vs. Paper Submissions



Operational Evaluation Level (OEL) Program



SWTR Treatment Technique Violations

Plants monitor daily and report on the Monthly Operating Report

	Low disinfectant residual entering the distribution system for more than 4 consecutive hours	More than 5% of the disinfectant residuals were below the minimum acceptable level for two consecutive months	Failure to maintain treatment (LT2)	Failure to provide treatment (LT2)	Combined Filter Effluent Turbidity exceeded 1.0 NTU	Exceed .30 NTU in more than 5% of the combined filter effluent	Low inactivation for more than 4 consecutive hours	Conventional filters turbidity level exceeds 5.0 NTU in the combined filter effluent
Sep-17	0	0	3	0	0	1	0	0
Oct-17	1	0	3	0	1	1	2	0
Nov-17	0	1	3	0	0	1	0	0
Dec-17	0	1	3	0	0	0	2	0
Jan-18	1	0	3	0	1	4	2	1
Feb-18	1	0	3	0	0	3	1	1
Mar-18	0	0	3	1	0	5	2	1
Apr-18	0	0	9	6	1	1	1	1
May-18	0	0	9	0	1	2	0	0
Jun-18	0	0	9	0	1	1	0	0
Jul-18	0	0	6	0	0	0	0	0
Aug-18	❖	❖	❖	❖	❖	❖	❖	❖
Total CY 2018	2	0	39	7	4	16	6	4
Total FY 2017	3	2	54	1	5	19	10	4

❖ Pending Assessment

Surface Water Treatment Rule (SWTR) M/R Violations

Plants monitor daily and report on the Monthly Operating Report

	TOCMOR	SWMOR				
		Failure to Submit	Late Submittal	General M/R	Total	Systems that triggered
January	10	11	0	2	24	12
February	4	3	3	0	12	6
March	4	5	4	4	22	9
April	4	16	1	2	36	14
May	8	14	5	0	38	17
June	8	12	6	0	36	16
July	❖	12	3	0	30	15
August	❖	❖	❖	❖	❖	❖
September	❖	❖	❖	❖	❖	❖
October						
November						
December						
Total CY 2018	38 violations	73	22	8	198 violations	32 Systems

Drinking Water Special Functions Section

Michele Risko - Manager

Michele.Risko@tceq.texas.gov

(512) 239-1689

Sean Ables – Special Assistant

Sean.Ables@tceq.texas.gov

(512) 239-1758

Drinking Water Technical Review Team (DWTRT)

Jonathan Haynes – Team Leader

Drinking Technical Review Team – Jonathan.Haynes@tceq.texas.gov

Public Information Requests (PIRs)

(Kent Steelman and Data Support Group)

- PDW Section Responses to Public Information Requests Completed – **34**
- PDW stated it had no responsive documents – **16**
- PDW provided individual response and/or data package – **18**

Data Support

(James Stapel, Kent Steelman, Rylan Fields, Ben Wesley, Lee Apostolo, Dan Arnost, Stephen Taylor)

- Working with EPA on vendor assignment for Compliance Monitoring Data Portal (CMDP) deployment efforts
- New contractor added for District boundary mapping
- Continued work on NOV letter generation
- Federal Reporting of Compliance Data to EPA
- Texas submitted **460,144** records to EPA for review
 - These data include information on public water system facilities, compliance samples, and violations and enforcement actions
 - TCEQ has a current error rate of **0.07%**

Environmental Electronic (E2) Reporting

(Lee Apostolo, Dan Arnost)

- July – September 2018 records submitted **165,811**
- **82** labs are reporting through E2

Enforcement

(Sally Paramo, Emma Jones, CarMello Manning, Emily Young, Caleb Ingle)

- Notes for 3rd Quarter 2018
 - **64** Enforcement cases
 - **2** Data maintenance case
- Notes for 2nd Quarter 2018
 - **92** Enforcement cases
 - **2** Data maintenance cases

Consumer Confidence Report (CCR)

(Kent Steelman, Neshanta Johnson)

- Reviewing CCRs submitted for completeness
- New contractor added for CCR program

Drinking Water Inventory and Protection Team (DWIP)

Patrick Kading – Team Leader

Patrick.kading@tceq.texas.gov (512) 239-4670

Leticia DeLeon – Technical Assistant

Leticia.DeLeon@tceq.texas.gov (512) 239-4978

Boil Water Notices

(Mike Howell and Brynton Johnson)

In Q3 2018, the DWIP team received notification of 632 issued Boil Water Notices and 527 Boil Water Notices rescinded.

Public Notice

(Mike Howell and Kristi Krieg)

Public Notices Submitted (Data Entry):

July 2018: 766

August 2018: 468

September 2018: 348

Q3 2018 Total: 1,582

Public Notice Violations:

July 2018: 202

August 2018: 269

September 2018: 366

Q3 2018 Total: 837

Public Health Service Fees

(Teri Cisneros)

FY 2018

Total invoices: 6,962

Amount invoiced: \$24,283,466

Date invoices mailed: 11/01/2017 (dated 11/30/2017)

Due date: 01/01/2018

As of 10/1/2018 **99.83% collected**

Regulatory Assessment Fees

(Teri Cisneros)

CY 2017: 2,293 letters mailed out December 15, 2017.

As of 10/1/2018 **96% collected**

Inventory Team Information:

(Carmen Cardenas, Hannah Evans, Brynton Johnson, Nicole Frisbie, Chris Frazier, Andrew Weinrich, Zach Spivey, Nick Dominguez, and Taylor Nickell)

In Q3 2018, DWIP Inventory Team received 1,536 requests and processed 1,520 requests.

Ground Water Source Inventory / Ground Water Under the Influence (GUI)

(Betsy Yockey)

During the first half of 2018, one public water system (two wells) was determined to be GUI.

Emergency Preparedness Plan (EPP)

(Leticia DeLeon)

68 EPP letters as of October 10, 2018. Will be more by end of the month this includes all types from EPP waiver enquiries, EPP approvals, and EPP affected utility notifications for new water systems.

Homeland Security

(Leticia DeLeon)

For January-July 2018, 17 Emergency Contact update forms have been processed. Starting in October the 2019 EMCU forms will be sent to PWS located in the Coastal Regions (Beaumont, Corpus Christi, Harlingen, and Houston) and over the next few months these forms will be sent out to approximately 7,000 water systems in the state with the goal to have the process completed by May 2019.

Source Water Assessment & Protection (SWAP) / Source Water Protection (SWP)

(Mason T. Miller)

- TCEQ DWIP Team manages the SWP contract and assists public water systems with completing and updating SWP plans.
- TCEQ SWP contract was awarded to CDM Smith in February 2018.
- During FY18 CDM Smith and subcontractors will complete source water protection plans for 32 water systems in five counties.
- TCEQ DWIP Team assists Texas Rural Water Association as they work with public water systems updating SWP plans and implementing best management practices throughout the state.
- TCEQ DWIP Team assists with: Level 2 Assessments, Texas Optimization Program (TOP) and TOP – Recognition Program.
- TOP – Recognition Program Update:
 - Water Treatment Plants that received certificates during June, July and August were: Aquilla WCID, Bluebonnet WSC, City of Dallas – Eastside, City of Houston SE, City of Lewisville, North Texas Municipal Water District – Wylie Plant IV, City of Waco – Mt. Carmel, City of Waco – Riverside and City of Waxahachie - Howard
 - 19 surface water treatment plants participating in Recognition Program, currently four have met all the requirements continuously for 5 to 10 years, two for 10 to 15 years and one more for 15 years.
 - For more information on the TOP Recognition Program please contact Mason Miller at mason.miller@tceq.texas.gov
- TCEQ DWIP Team staff continue to serve as the TCEQ GPS Coordinators and Trainers for TCEQ's staff and contractors.
- TCEQ DWIP Team staff coordinate the annual TCEQ Public Drinking Water Conference scheduled for August 8-9, 2019 in Austin.

Next DWA WG Meeting: January 15, 2018