

Texas Commission on Environmental Quality Drinking Water Advisory Work Group (DWA WG) Meeting

January 23, 2018

Program Updates

- Welcome

Gary Chauvin – Manager - Drinking Water Standards Section

Gary.C Chauvin@tceq.texas.gov (512) 239-1687

Steven Swierenga – Special Assistant – Drinking Water Standards

Steven.swiernga@tceq.texas.gov (512) 239-6174

Michele Risko – Manager - Drinking Water Special Functions Section

Michele.Risko@tceq.texas.gov (512) 239-1689

Sean Ables – Assistant – Drinking Water Special Functions Section

Sean.Ables@tceq.texas.gov (512) 239-1758

- Permitting & Registration Support Division

Occupational Licensing Section

Linda Saladino – Section Manager

Occupational Licensing (OL) – Linda.Saladino@tceq.texas.gov (512) 239-0178

March 1, 2016 – May 31, 2017

	New Applications Received	Renewal Applications Received	Total Applications Received	New Licenses Issued	Renewal Licenses Issued	Tests Administered	Tests Passed	Percent Passed	Total Current Licenses
BACKFLOW PREVENTION ASSEMBLY TESTER	136	361	497	93	385	216	96	44.4%	5,901
Grand Totals:	136	361	497	93	385	216	96	44.4%	5,091

	New Applications Received	Renewal Applications Received	Total Applications Received	New Licenses Issued	Renewal Licenses Issued	Tests Administered	Tests Passed	Percent Passed	Total Current Licenses
CUSTOMER SERVICE INSPECTOR	68	83	151	44	90	104	49	47.1%	1,998
Grand Totals:	68	83	151	44	90	104	49	47.1%	1,998

	New Applications Received	Renewal Applications Received	Total Applications Received	New Licenses Issued	Renewal Licenses Issued	Tests Administered	Tests Passed	Percent Passed	Total Current Licenses
GROUND WATER TREATMENT OPERATOR - B	17	55	72	13	53	42	12	28.6%	761
GROUND WATER TREATMENT OPERATOR - C	106	196	302	50	191	197	55	27.9%	3,286
SURFACE WATER TREATMENT OPERATOR - B	32	82	114	25	80	98	25	25.5%	998
SURFACE WATER TREATMENT OPERATOR - C	75	109	184	79	120	151	84	55.6%	1,904
WATER DISTRIBUTION OPERATOR - B	27	42	69	15	42	88	14	15.9%	559
WATER DISTRIBUTION OPERATOR - C	105	188	293	86	192	223	87	39.0%	3,457
WATER OPERATOR - A	32	69	101	16	75	20	10	50.0%	1,092
WATER OPERATOR - D	336	167	503	295	151	624	288	46.2%	4,389
Grand Totals:	730	908	1,638	579	904	1,443	575	39.8%	16,446

- ***Office of Compliance and Enforcement***

Program Support Section

Kristi Mills-Jurach – Section Manager

OCE Program Support Section – Kristi.Mills-Jurach@tceq.texas.gov
(512) 239-1261

Tom Heitman - PWS/Water Liaison

OCE Program Support Section – Tom.Heitman@tceq.texas.gov
512-239-3257

• **Public Water System (PWS) Regional Activity**

Information below represents the number of PWS activities conducted by the OCE regional staff in FY17 (9/01/17 – 08/31/2018):

- 241 Complaint Investigations
- 69 Focused Investigations
- 9 Compliance Record Review Investigations
- 15 Follow-up Investigations
- 33 Recon Investigations
- 280 Comprehensive Compliance Investigations (CCIs)

- ***Environmental Assistance Division (EAD)***

Small Business and Local Government Assistance

Anne Marie Callery –

Small Business and Local Government Assistance (SBLGA) Section

AnneMarie.Callery@tceq.texas.gov (512) 239-2342

No updates.

- ***Plan & Technical Review Section (PTR)***

Plan Review Team (PRT)

Response and Capacity Development Team (RCDT)

Technical Review and Oversight Team (TROT)

Plan and Technical Review Section

Joel Klumpp - Manager

Joel.klumpp@tceq.texas.gov

(512) 239-4453

Plan Review Team

Vera Poe - Team Leader

Vera.poe@tceq.texas.gov

(512) 239-6988

Response and Capacity Development Team

Kenneth Dykes – Team Leader

Kenneth.dykes@tceq.texas.gov

(512) 239-4753

Technical Review and Oversight Team

Stephanie Escobar – Team Leader

Stephanie.escobar@tceq.texas.gov

(512) 239-2439

Plan Review Team (PRT):

Number of plans and specifications submittals processed by the Plan Review Team during October - December: 581

PRT is working on a staff guidance document for chemical mixing requirements and new checklists for surface water treatment (WST) plants. Review of new SWT plants and significant upgrades to existing plants is moving to a two-step process, like that for wells and reverse osmosis. The staff guidance document on mixing of chlorine and ammonia on chloramine submittals is to assist with determining compliance with Section 290.42€(7)(B) “Mixing shall be provided to disperse chemicals.”

System Interconnects:

PRT has created a new checklist which provides an outline of the information required to be submitted for both Emergency Interconnections and Purchase Water Interconnections. Information required to be submitted includes the physical piping connection, chemical analysis for compatibility, and the management requirements such as contracts, rates, and terms of service. It is located on the Agency Web Site in both PDF and Word formats at:

Technical Review and Oversight Team (TROT):

Number of exception and Alternative Capacity Requirement requests processed by the Technical Review and Oversight Team during October - December: 302

TROT Has a New Team Leader! Stephanie Escobar began her new role as Team Leader for the Technical Review and Oversight Team on November 1, 2017. Stephanie has 25 years' experience in private consulting and in the public sector, with a diverse background in natural resource management planning, environmental regulatory compliance, environmental remediation, and environmental justice research.

TROT Posted Three New Challenge Study Approvals. TROT has recently approved and posted three challenge studies for the following membrane modules:

- Koch Puron® MP Ultrafiltration Membrane Modules
- BASF Inge® dizzer® Ultrafiltration Membrane Modules
 - XL 0.9 MB 80 WT
 - 0.9 MB 80 W
 - XL 0.9 MB 60 W
 - XL 0.9 MB 70 W
 - XL 1.5 MB 40 W
 - L 0.9 MB 40 PB
- GE ZeeWeed 700B – 8060/UF10 and 10060 Ultrafiltration Membrane Modules

These newly approved challenge study letters are posted on the TCEQ website. You can find them and other challenge study approval letters here:

<https://www.tceq.texas.gov/drinkingwater/trot/membrane-challenge-studies>

Response and Capacity Development Team (RCDT):

Number of free on-site Financial, Managerial, and Technical (FMT) Assistance assignments made by the Response and Capacity Development Team during October – December: 240

Capacity Development:

- The Texas Water Infrastructure Coordination Committee (TWICC) meeting that was scheduled for December was held at the Texas Water Development Board on January 19, 2018. For questions about this meeting, please contact Dorothy Young at (512) 239-6064 or Tom Entsminger at TWDB at (512) 936-0802. TWICC member information and funding and other resource links are available at www.twicc.org.

Texas Optimization Program:

- In the 4th quarter of FY 2017, TOP staff took part in one public drinking water recognition event.
- TOP staff also performed nine Revised Total Coliform Rule (RTCR) level 2 assessments.
- Additionally, TOP staff performed five technical assistance activities throughout the state, and two all staff training events.

Drought:

- Drought has returned to the state. Approximately 37% of the state is in moderate drought and approximately 11% of the state is in severe drought with small pockets of extreme

drought. Drought is predicted to persist and possibly intensify in the panhandle and northern part of the state as well as the hill country. Drought removal is predicted in the eastern part of the state.

- Staff continue to monitor 14 systems, and have moved four systems from High Priority and Watch Lists to the Resolved List since October 2017.

Assistance for At-Risk Public Water Systems:

- Staff continue to monitor 9 systems in receivership, 7 systems under temporary management and 63 systems designated as “At Risk.”
- Staff were able to remove six systems from the At-Risk List, since September 2017.

Cross-Connection Control:

- Staff in the TCEQ Cross-Connection Control Program are assisting the Office of Compliance and Enforcement Program Support Section with a rule petition they are processing. The Cross-Connection Control program attended stakeholder meetings in Fort Worth and Houston and provided a presentation on the basics of backflow prevention.
- The Cross-Connection Control Program continues to assist Public Water Systems and TCEQ regional investigators with their many questions and issues in protecting the potable water supply from backflow. Staff receive phone calls and emails on issues like record keeping, inspections, lead in the plumbing, enforcement, and education.
- This program has also assisted in providing Directed Assistance Module 12, *How to Develop and Manage an Effective Cross-Connection Control Program*, to water systems. This is free on-site assistance offered to water systems.

- **Water Supply Division**

Drinking Water Standards Section

Gary Chauvin - Manager

Drinking Water Standards Section – Gary.C Chauvin@tceq.texas.gov

(512) 239-1687

Steven Swierenga – Special Assistant

Steven. swierenga@tceq.texas.gov (512) 239-6174

Drinking Water Assessment Team

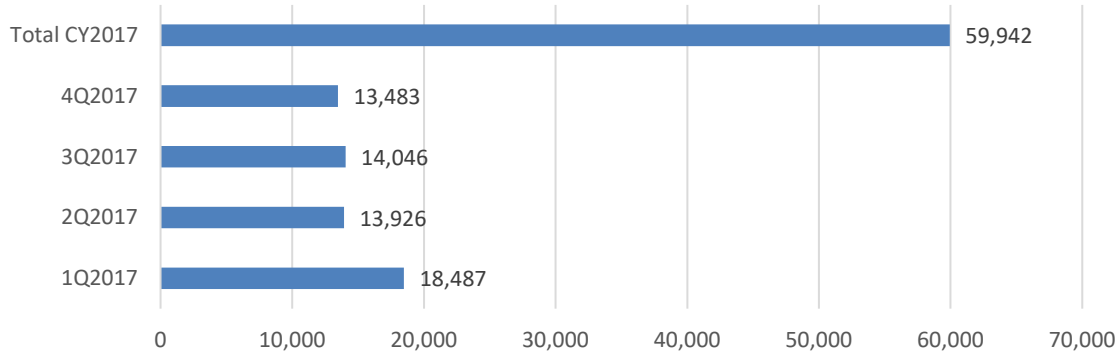
Team Leader – Jessica Hoch

jessica.hoch@tceq.texas.gov (512) 239-2353

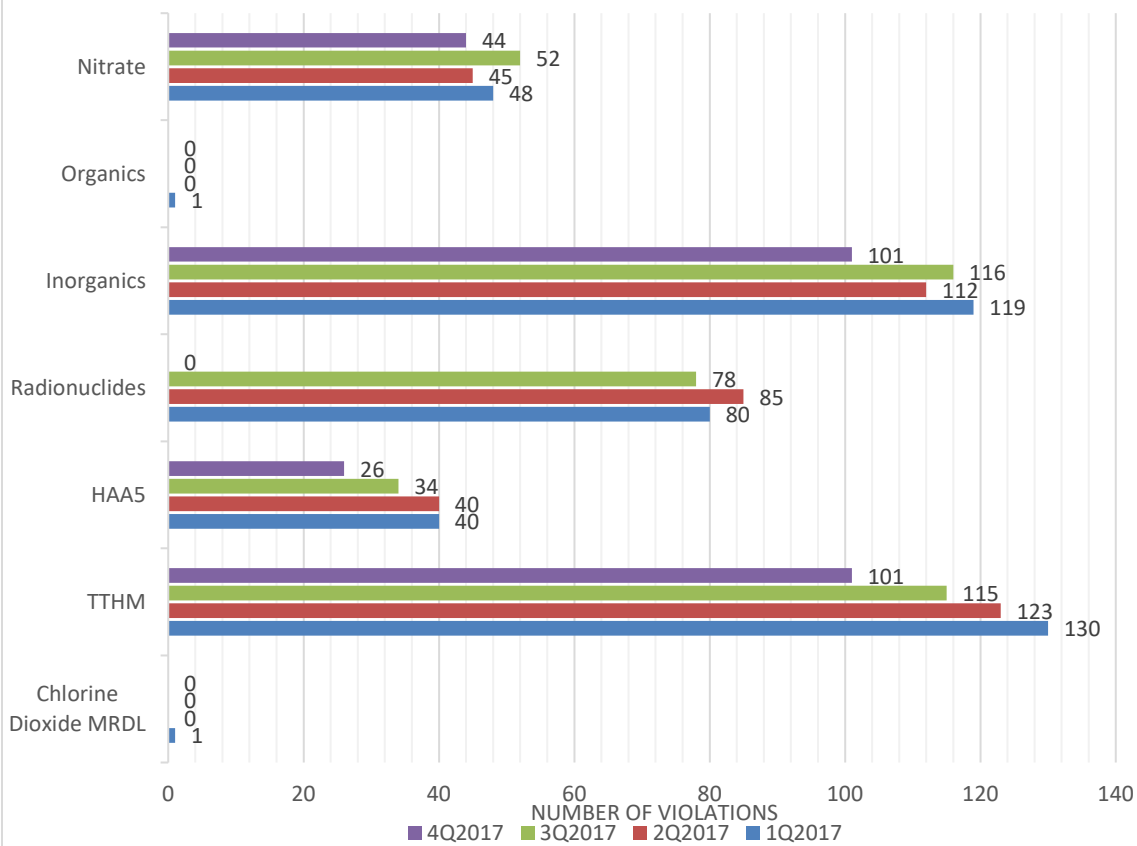
Drinking Water Quality Team

Team Leader – Vacant

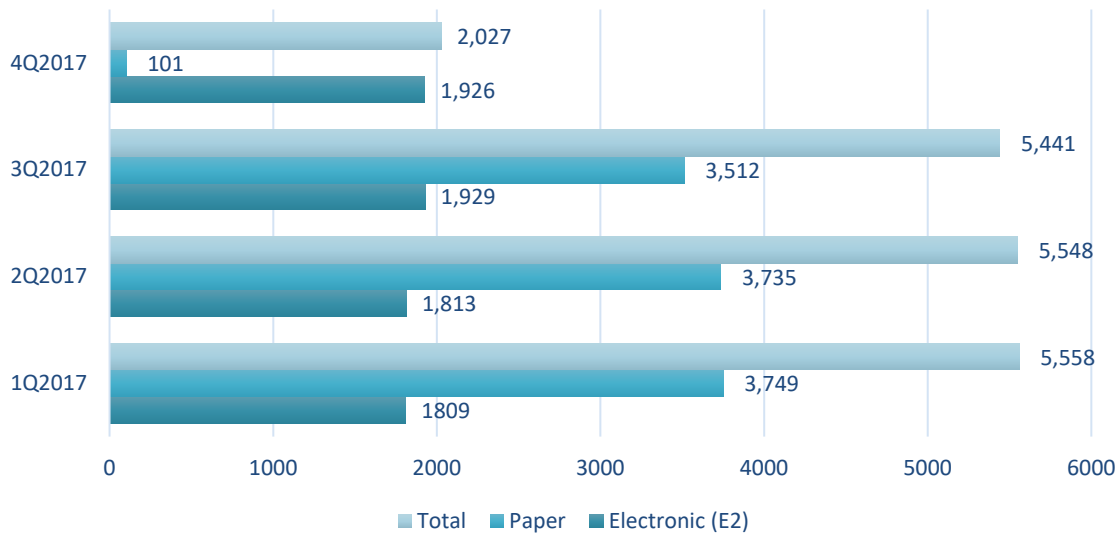
2017 Chemical Samples Collected



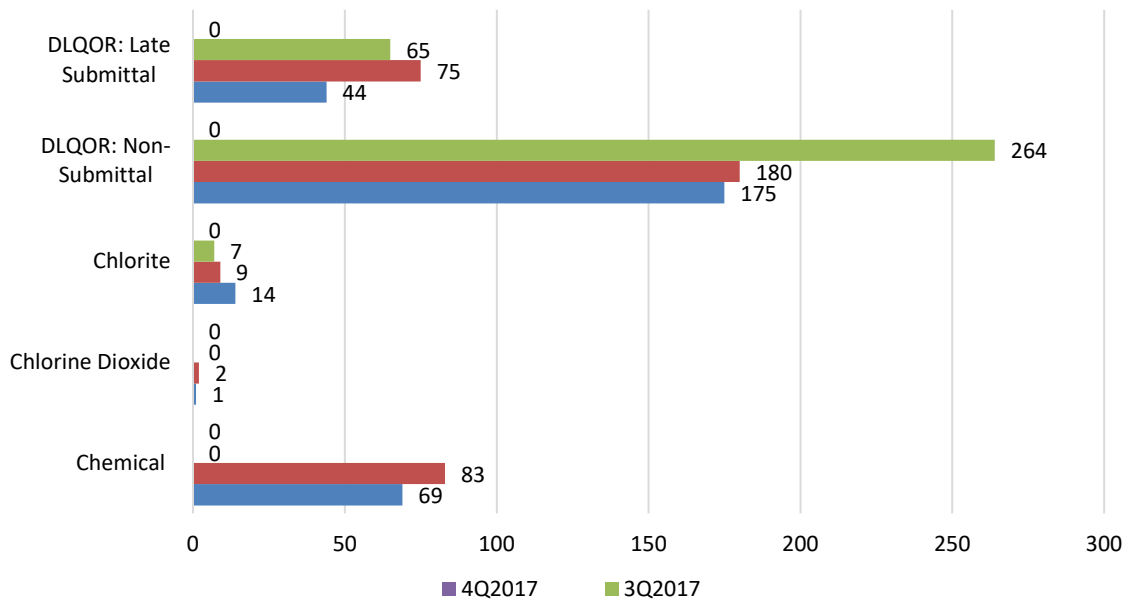
Chemical Maximum Contaminant Levels (MCLs)

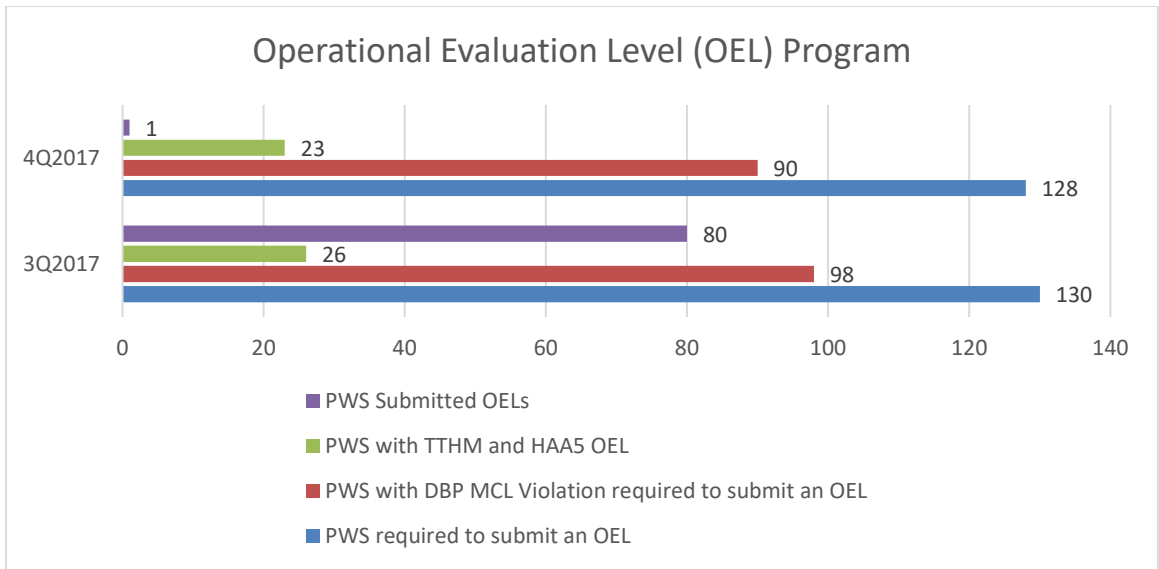


Disinfectant Residual Quarterly Operating Report Electronic vs. Paper Submissions



Chemical Monitoring/Reporting Violations





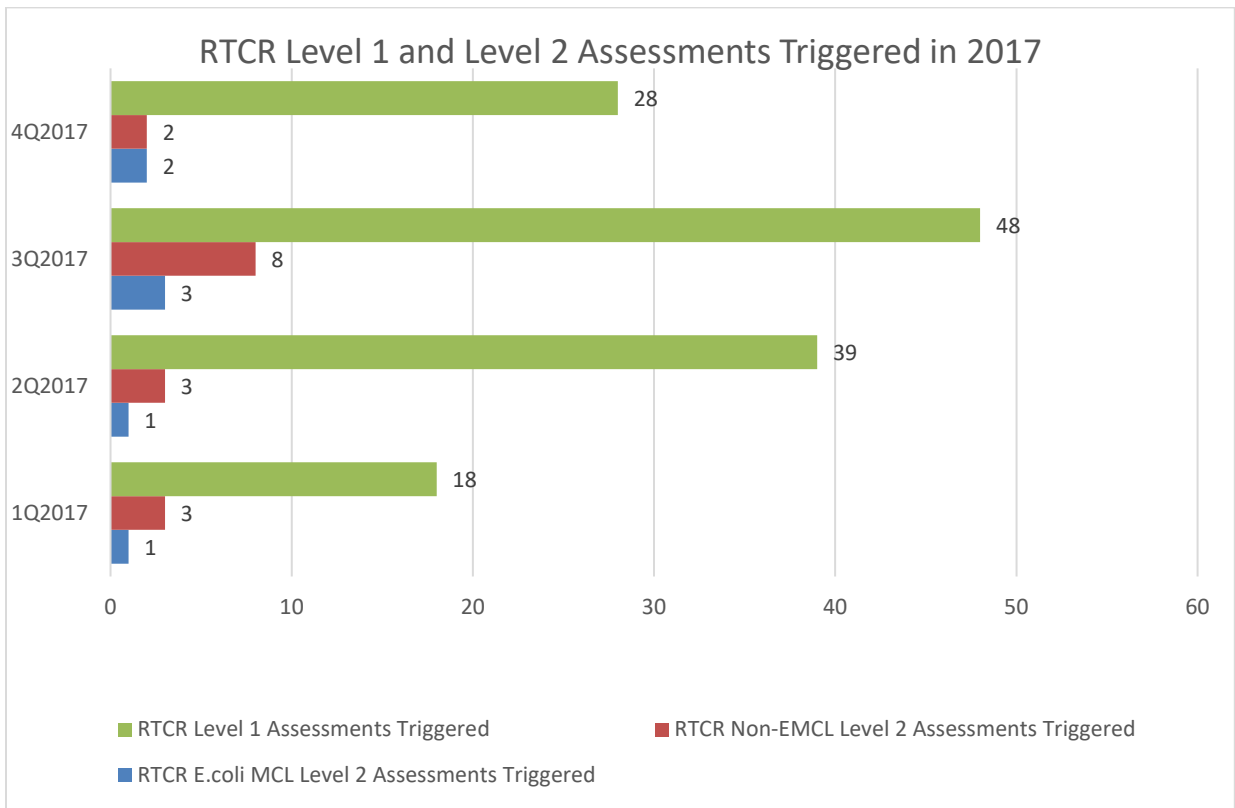
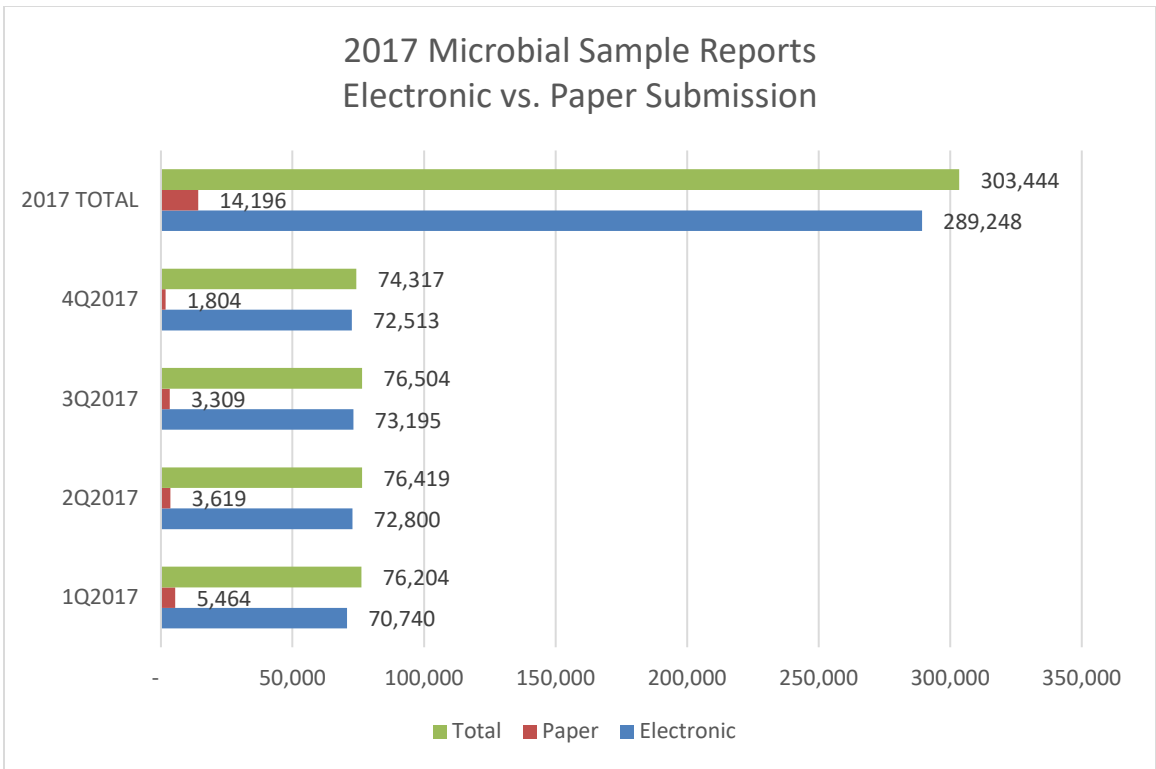
*OEL submissions/review pending for 4Q2017

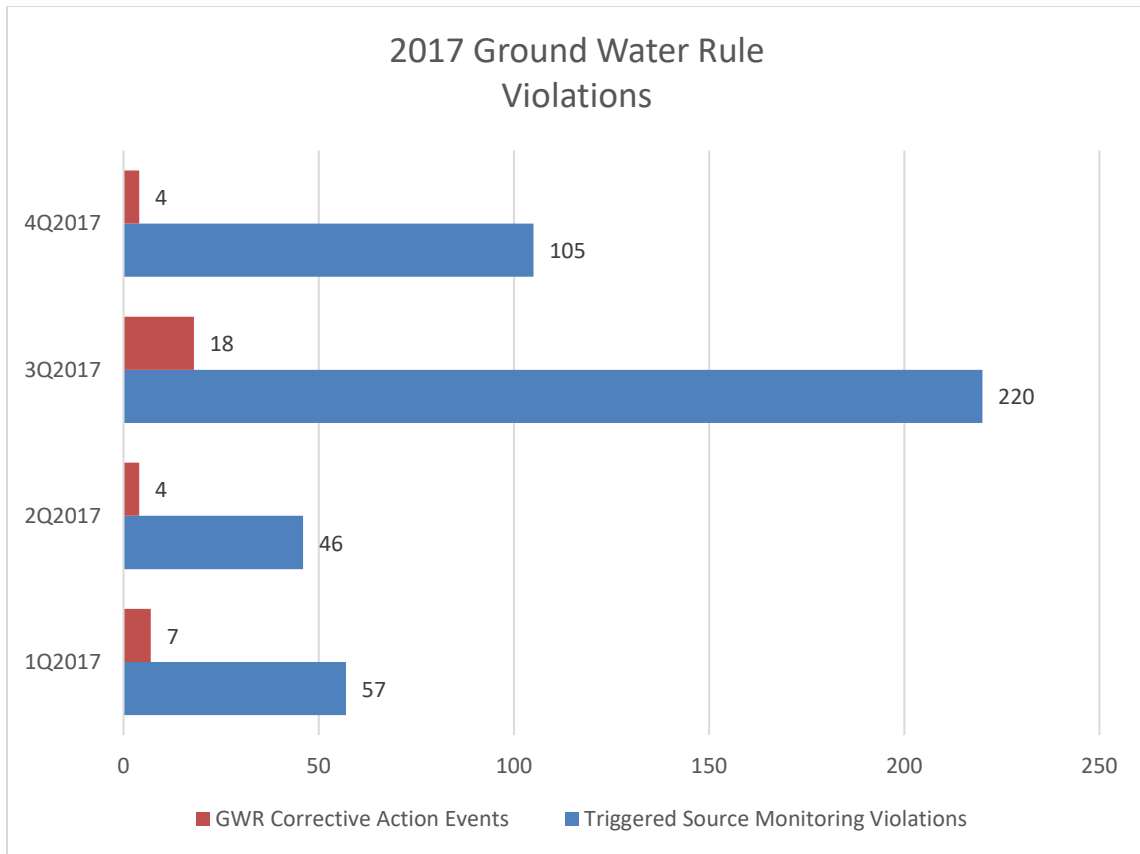
Surface Water Treatment Rule (SWTR) M/R Violations						
Plants monitor daily and report on the Monthly Operating Report						
	SWMOR Failure to Submit	SWMOR Late Submittal	SWMOR Incomplete	Total SWMOR M/R Violations	<i>Systems issued M/R Violations</i>	<i>Total TOCMOR M/R Violations</i>
January	3	2	0	16	5	6
February	6	0	0	20	2	12
March	2	1	0	9	0	6
April	4	0	0	11	1	6
May	4	0	0	8	2	2
June	5	0	0	6	1	0
July	8	0	0	9	1	0
August	1	2	0	18	7	8
September	10	1	0	23	0	12
October	7	2	0	9	0	❖
November	❖	❖	0	❖	❖	❖
December	❖	❖	❖	❖	❖	❖
Total CY	50	8		129 violations	19 Systems	52

SWTR Treatment Technique Violations

Plants monitor daily and report on the Monthly Operating Report

	Low disinfectant residual entering the distribution system for more than 4 consecutive hours	Failure to provide treatment (LT2)	Combined Filter Effluent Turbidity exceeded 1.0 NTU	Exceed .30 NTU in more than 5% of the combined filter effluent	Low inactivation for more than 4 consecutive hours	Conventional filters turbidity level exceeds 5.0 NTU in the combined filter effluent
January	0	0	2	2	2	0
February	0	2	1	2	1	0
March	1	2	2	3	0	0
April	0	2	1	2	0	0
May	1	2	1	1	2	0
June	1	2	0	3	0	1
July	1	4	1	3	1	0
August	1	3	0	0	0	0
September	0	3	0	1	0	0
October	1	3	1	1	2	0
November	❖	❖	❖	❖	❖	❖
December	❖	❖	❖	❖	❖	❖
Total CY	6	23	9	18	8	1





Drinking Water Special Functions Section

Michele Risko - Manager

Drinking Water Special Functions Section – Michele.Risko@tceq.texas.gov

(512) 239-1689

Sean Ables – Special Assistant

Sean.Ables@tceq.texas.gov (512) 239-1758

Drinking Water Technical Review Team (DWTRT)

Jonathan Haynes – Team Leader

Drinking Technical Review Team – Jonathan.Haynes@tceq.texas.gov

(512) 239-4662

Public Information Requests (PIRs)

(Kent Steelman and Data Support Group)

- PDW Section Responses to Public Information Requests Completed – **31**
- PDW stated it had no responsive documents – **12**
- PDW provided individual response and/or data package – **7**

Data Support

(James Stapel, Kent Steelman, Rylan Fields, Ben Wesley)

- Completed work with IRD to develop a migration tool to import deficiency data into SDWIS
- Continued work on NOV letter generation
- Federal Reporting of Compliance Data to EPA
- Texas submitted **425,655** records to EPA for review
 - These data include information on public water system facilities, compliance samples, and violations and enforcement actions
 - TCEQ has a current error rate of **0.43%** for QTR 3

Environmental Electronic (E2) Reporting

(Lee Apostolo)

- 41,000 sample records monthly through E2
- 78 labs reporting through E2

Enforcement

(Sally Paramo, Emma Jones, CarMello Manning, Emily Young, Caleb Ingle)

- Notes for 3rd Quarter 2017
 - 68 Enforcement cases
 - 2 Data maintenance case
- Notes for 4th Quarter 2017
 - 75 Enforcement cases
 - 3 Data maintenance cases

Consumer Confidence Report (CCR)

(Kent Steelman)

- Reviewing CCRs submitted after compliance for completeness.

Drinking Water Inventory and Protection Team (DWIP)

Patrick Kading – Team Leader

Patrick.kading@tceq.texas.gov

(512) 239-4670

Leticia DeLeon – Technical Assistant

Leticia.DeLeon@tceq.texas.gov (512) 239-4978

Boil Water Notices

(John Demaree)

Received for 4th Quarter of 2017: 398 issued; 330 rescinded

Public Notice

(Mike Howell and Kristi Krieg)

Public Notices Submitted (Data Entry):

October 2017: 389
November 2017: 370
December 2017: 337
Q4, 2017 Total: 1,096

Public Notice Violations:

October 2017: 307
November 2017: 183
December 2017: 143
Q1, 2017 Total: 633

Public Health Service Fees

(Teri Cisneros)

FY 2018

Total invoices: 6,962
Amount invoiced: \$24,283,466
Date invoices mailed: 11/01/2017 (dated 11/30/2017)
Due date: 01/01/2018
As of 1/19/2018 **94.82% collected**

Regulatory Assessment Fees

(Teri Cisneros)

CY 2017: 2,293 letters mailed out December 15, 2017.
As of 1/19/2018 11% collected

Inventory Team Information:

(Carmen Cardenas, Foster Hooks, Kyle Gaenzle, Jessika Gunn-Reese, John Desmond, Julian Hollier, Jetton Fontenot, James Murphy, Kim Wohlgemuth)

4th Quarter 2017:

DWIP Inventory Team received 1,459 requests and processed 1,516 requests.

Ground Water Source Inventory / Ground Water Under the Influence (GUI)

(Betsy Yockey)

Betsy Yockey has joined the team as of January 2018 and will oversee the GUI program.

Emergency Preparedness Plan (EPP)

(Leticia DeLeon)

6 EPP Approval Letters were processed in Q4 2017.

Homeland Security

(Leticia DeLeon)

139 Homeland Security Emergency Contact forms were received and processed in Q4 2017.

Source Water Assessment & Protection (SWAP) / Source Water Protection (SWP)

(Mason T. Miller)

- TCEQ DWIP Team manages the SWP contract. Plan to have a contractor in place by Feb. 2018.
- TCEQ DWIP Team assists Texas Rural Water Association as they continue to implement SWP projects for public water systems throughout the state by providing SWP area maps and GPS technical assistance.
- TCEQ DWIP Team assists the Plan and Technical Review Section with: Level 2 assessments, Texas Optimization Program and Texas Optimization Program Recognition Program.
 - Water Treatment Plants receiving 6 month certificates during September, October and November were: Benbrook Water Authority, City of Dallas-Bachman, City of Gainesville, City of Greenville and City of San Marcos.
 - 16 surface water treatment plants participating in Recognition Program, currently three have met all the requirements continuously for more than five years, two for more than 10 years, and one for more than 15 years.
 - In November, the City of Greenville reached three years and the City of San Marcos reached four years.
 - For more information on the TOP Recognition Program please contact Mason Miller at mason.miller@tceq.texas.gov
- TCEQ DWIP Team staff continue to serve as the TCEQ GPS Coordinators and Trainers for TCEQ's staff and contractors.

Next DWA WG Meeting: April 17, 2018