

# Enforcement Report to the Commission for August 2012 FY12 Year-To-Date Totals

Figure 1: Number of NOVs

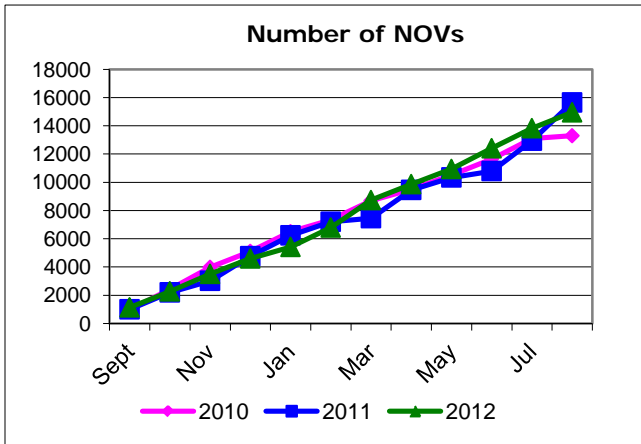


Figure 2: Number of Effective Orders

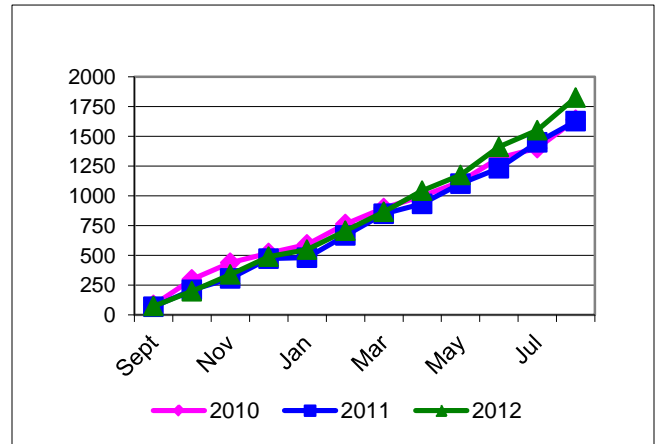


Figure 3: Assessed Penalties

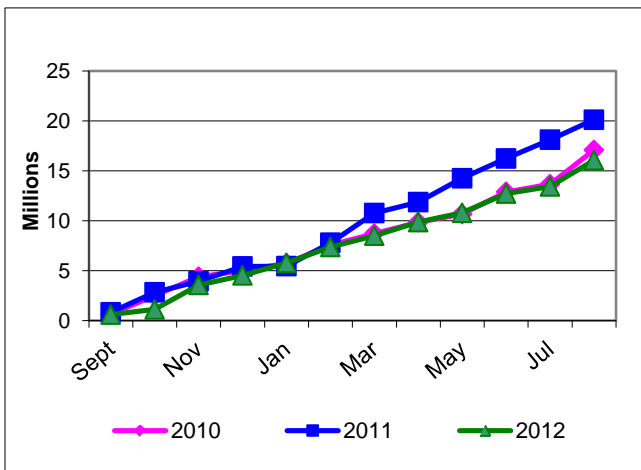


Figure 4: Supplemental Environmental Projects

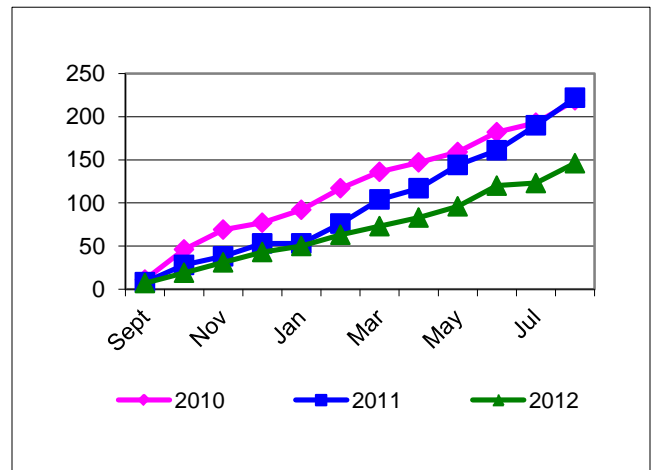


Figure 5: Number of Backlogged Orders

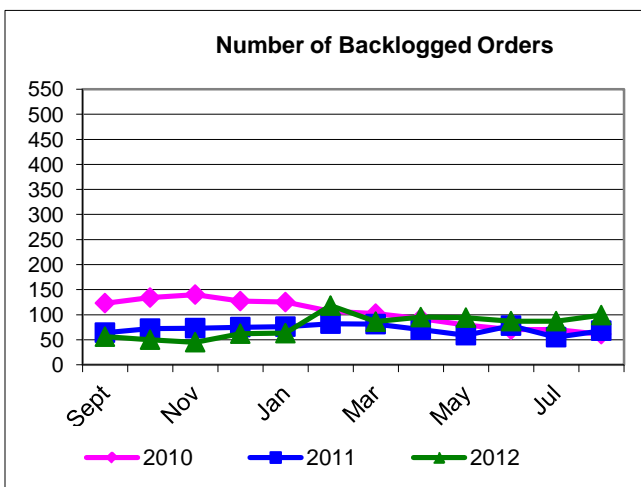


Figure 6: Summary

For fiscal year 2012 through **August**, TCEQ has:

- Issued **14,952** Notices of Violation
- Issued **1,826** Administrative Orders (see <http://www5.tceq.state.tx.us/eenf/>);
- Assessed **\$16,061,369** in administrative penalties; and
- Approved **146** Supplemental Environmental Projects.

Judgments have been received on **48** cases referred by TCEQ to the Attorney General and the AG has **271** TCEQ cases pending. AG actions typically take from 6 months to 5 years from referral to judgment. For a complete list of court orders from TCEQ referrals, go to: <http://www.tceq.state.tx.us/assets/public/compliance/enforcement/penenfac/CourtOrdersIssued.pdf>

**Enforcement Report to the Commission for August 2012  
FY12 Year-To-Date Totals**

**Programs Summary:**

<b>PROGRAMS</b>	<b>Notices of Violation</b>	<b>Effective Orders</b>	<b>Assessed Penalties</b>
AGRICULTURE	89	11	\$33,265
AIR	1,288	241	\$6,341,818
DAM SAFETY	0	0	\$0
DRY CLEANERS	1	2	\$12,586
INDUSTRIAL & HAZARDOUS WASTE <sup>1</sup>	165	26	\$435,269
MUNICIPAL SOLID WASTE	304	71	\$738,411
OCCUPATIONAL CERTIFICATION	71	27	\$17,786
PETROLEUM STORAGE TANKS	652	803	\$4,279,030
PUBLIC WATER SUPPLY <sup>2</sup>	10,483	201	\$542,288
WATER QUALITY <sup>3</sup>	1,664	319	\$2,880,685
WATER RIGHTS (YTD Complaints Investigated = 121)	11	21	\$35,175
MULTI-MEDIA	224	104	\$745,056
<b>YTD TOTALS</b>	<b>14,952</b>	<b>1,826</b>	<b>\$16,061,369</b>
<b>FY11 Total for Year</b>	<b>15,651</b>	<b>1,628</b>	<b>\$20,108,493</b>
<b>FY10 Total for Year</b>	<b>13,294</b>	<b>1,640</b>	<b>\$17,081,898</b>

**Year-To-Date Summary:**

<b>YTD Penalty Summary</b>	
Total Deferred Penalties	\$2,038,255
Total Penalties to SEP	\$2,586,858
Total Payable Penalties	\$11,436,256
<b>YTD Case Status Summary</b>	
Attorney General (AG) Judgments	48
Pending AG Cases	271
Pending TCEQ Cases	1,705
Backlogged Cases	99
Resolved Cases	315
Orders Being Tracked	1,783

<sup>1</sup> Includes radioactive waste and underground injection control cases

<sup>2,3</sup> Includes Notices of Violation based on self reported data