

# Enforcement Report to the Commission for December 2011 FY12 Year-To-Date Totals

Figure 1: Number of NOVs

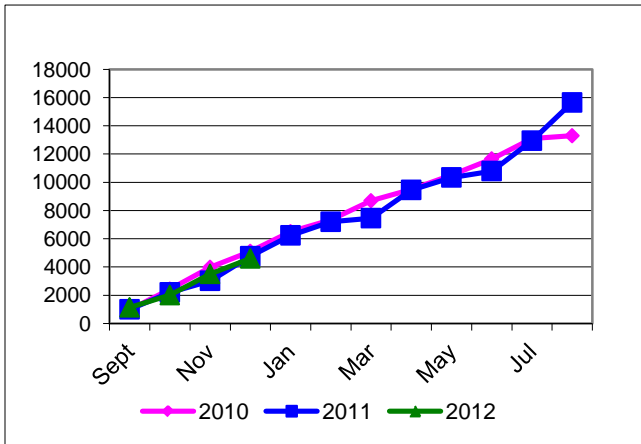


Figure 2: Number of Effective Orders

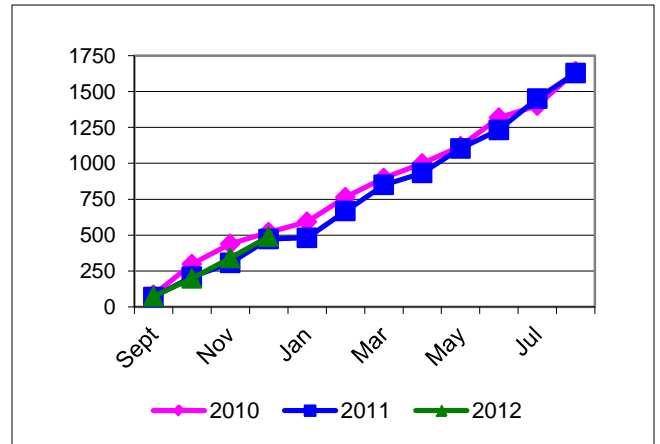


Figure 3: Assessed Penalties

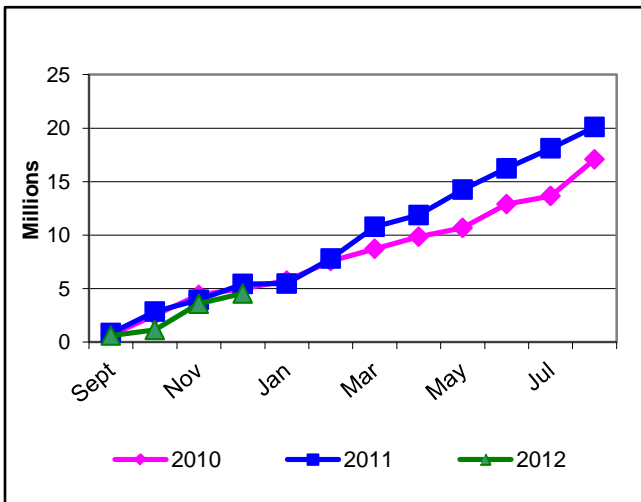


Figure 4: Supplemental Environmental Projects

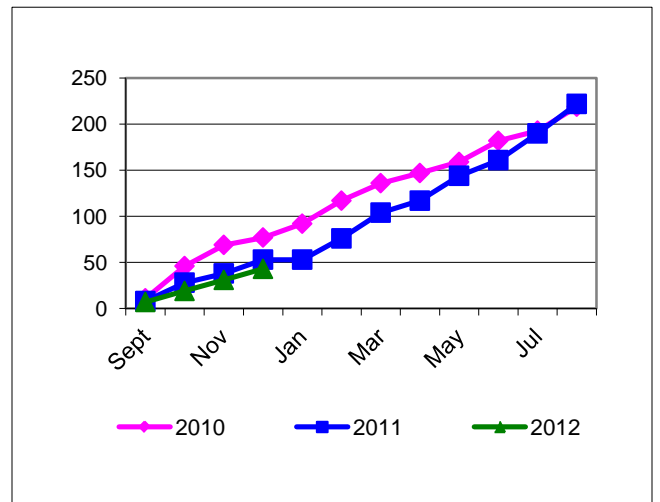


Figure 5: Number of Backlogged Orders

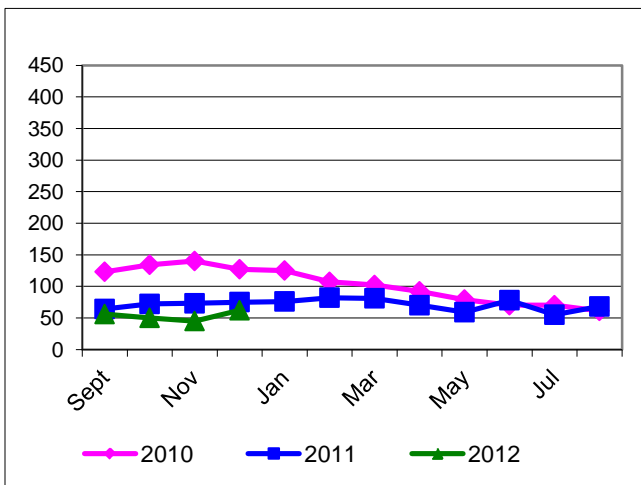


Figure 6: Summary

For fiscal year 2012 through **December**, TCEQ has:

- Issued **4,600** Notices of Violation
- Issued **490** Administrative Orders (see <http://www5.tceq.state.tx.us/eenf/>);
- Assessed **\$4,533,314** in administrative penalties; and
- Approved **43** Supplemental Environmental Projects.

Judgments have been received on **13** cases referred by TCEQ to the Attorney General and the AG has **264** TCEQ cases pending. AG actions typically take from 6 months to 5 years from referral to judgment. For a complete list of court orders from TCEQ referrals, go to: <http://www.tceq.state.tx.us/assets/public/compliance/enforcement/penenfac/CourtOrdersIssued.pdf>

**Enforcement Report to the Commission for December 2011  
FY12 Year-To-Date Totals**

**Programs Summary:**

<b>PROGRAMS</b>	<b>Notices of Violation</b>	<b>Effective Orders</b>	<b>Assessed Penalties</b>
AGRICULTURE	17	6	\$20,200
AIR	371	60	\$1,939,665
DAM SAFETY	0	0	\$0
DRY CLEANERS	0	1	\$7,586
INDUSTRIAL & HAZARDOUS WASTE <sup>1</sup>	53	8	\$155,074
MUNICIPAL SOLID WASTE	98	18	\$96,678
OCCUPATIONAL CERTIFICATION	24	11	\$8,567
PETROLEUM STORAGE TANKS	205	177	\$1,099,180
PUBLIC WATER SUPPLY <sup>2</sup>	3,257	55	\$147,926
WATER QUALITY <sup>3</sup>	508	104	\$763,415
WATER RIGHTS	7	6	\$3,175
MULTI-MEDIA	60	44	\$291,848
<b>YTD TOTALS</b>	<b>4,600</b>	<b>490</b>	<b>\$4,533,314</b>
<b>FY11 Total for Year</b>	<b>15,651</b>	<b>1,628</b>	<b>\$20,108,493</b>
<b>FY10 Total for Year</b>	<b>13,294</b>	<b>1,640</b>	<b>\$17,081,898</b>

**Year-To-Date Summary:**

<b>YTD Penalty Summary</b>	
Total Deferred Penalties	\$470,976
Total Penalties to SEP	\$836,226
Total Payable Penalties	\$3,226,112
<b>YTD Case Status Summary</b>	
Attorney General (AG) Judgments	13
Pending AG Cases	264
Pending TCEQ Cases	1,598
Backlogged Cases	62
Resolved Cases	121
Orders Being Tracked	1,657

<sup>1</sup> Includes radioactive waste and underground injection control cases

<sup>2</sup> Includes Notices of Violation based on self reported data

<sup>3</sup> Includes Notices of Violation based on self reported data