

Enforcement Report to the Commission for June 2012 FY12 Year-To-Date Totals

Figure 1: Number of NOV's

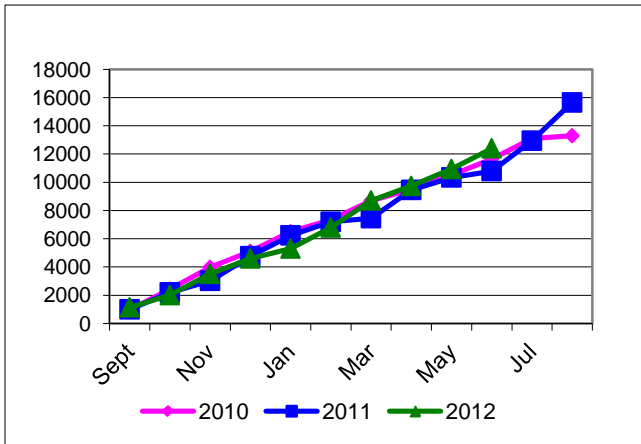


Figure 2: Number of Effective Orders

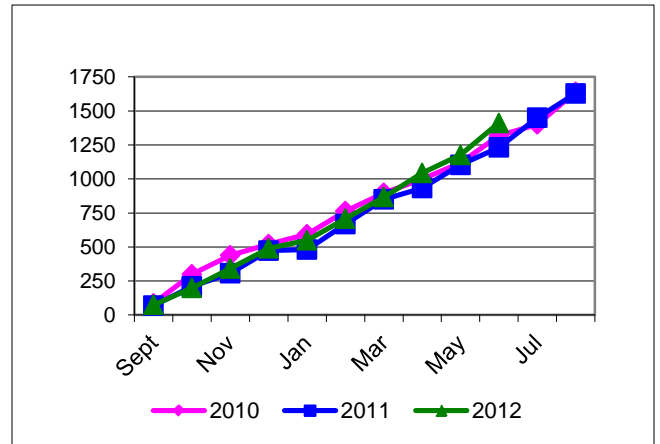


Figure 3: Assessed Penalties

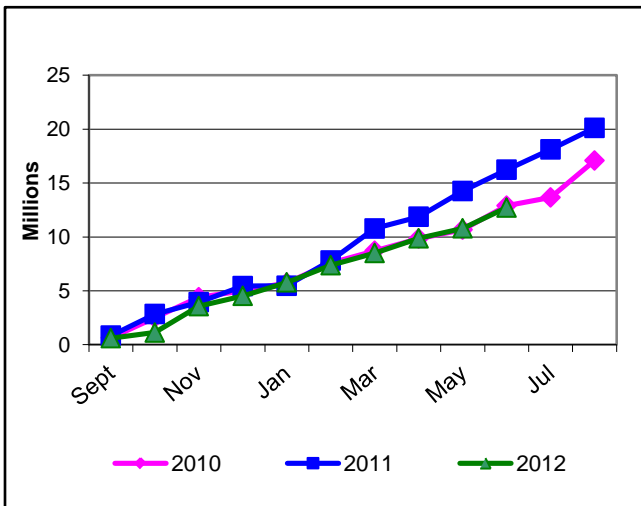


Figure 4: Supplemental Environmental Projects

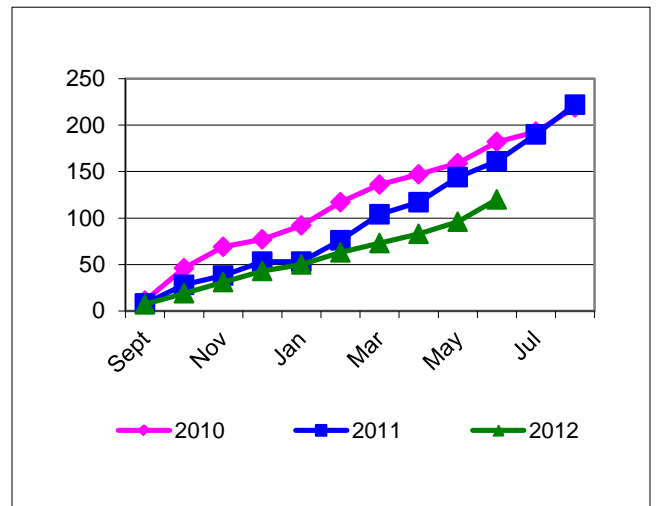


Figure 5: Number of Backlogged Orders

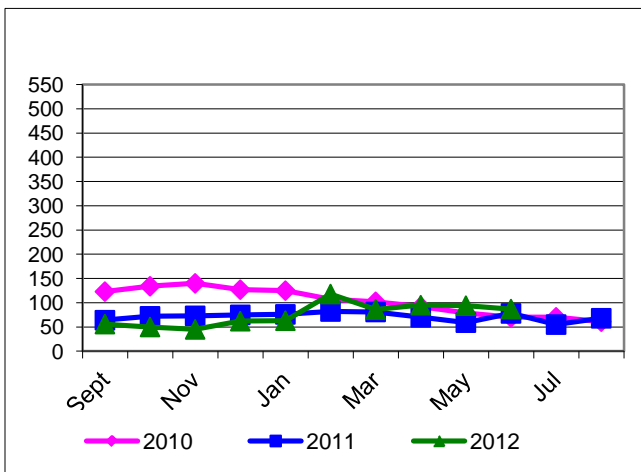


Figure 6: Summary

For fiscal year 2012 through **June**, TCEQ has:

- Issued **12,406** Notices of Violation
- Issued **1,411** Administrative Orders (see <http://www5.tceq.state.tx.us/eenf/>);
- Assessed **\$12,721,080** in administrative penalties; and
- Approved **120** Supplemental Environmental Projects.

Judgments have been received on **31** cases referred by TCEQ to the Attorney General and the AG has **274** TCEQ cases pending. AG actions typically take from 6 months to 5 years from referral to judgment. For a complete list of court orders from TCEQ referrals, go to: <http://www.tceq.state.tx.us/assets/public/compliance/enforcement/penenfac/CourtOrdersIssued.pdf>

**Enforcement Report to the Commission for June 2012
FY12 Year-To-Date Totals**

Programs Summary:

PROGRAMS	Notices of Violation	Effective Orders	Assessed Penalties
AGRICULTURE	81	9	\$27,765
AIR	1,022	190	\$5,101,330
DAM SAFETY	0	0	\$0
DRY CLEANERS	0	1	\$7,586
INDUSTRIAL & HAZARDOUS WASTE ¹	120	23	\$398,944
MUNICIPAL SOLID WASTE	244	49	\$597,842
OCCUPATIONAL CERTIFICATION	66	23	\$15,131
PETROLEUM STORAGE TANKS	523	593	\$3,077,764
PUBLIC WATER SUPPLY ²	8,817	159	\$460,696
WATER QUALITY ³	1,354	265	\$2,353,346
WATER RIGHTS	10	11	\$8,600
MULTI-MEDIA	169	88	\$672,076
YTD TOTALS	12,406	1,411	\$12,721,080
FY11 Total for Year	15,651	1,628	\$20,108,493
FY10 Total for Year	13,294	1,640	\$17,081,898

Year-To-Date Summary:

YTD Penalty Summary	
Total Deferred Penalties	\$1,607,525
Total Penalties to SEP	\$2,027,706
Total Payable Penalties	\$9,085,849
YTD Case Status Summary	
Attorney General (AG) Judgments	31
Pending AG Cases	274
Pending TCEQ Cases	1,754
Backlogged Cases	87
Resolved Cases	276
Orders Being Tracked	1,682

¹ Includes radioactive waste and underground injection control cases

² Includes Notices of Violation based on self reported data

³ Includes Notices of Violation based on self reported data