

Enforcement Report to the Commission for May 2012 FY12 Year-To-Date Totals

Figure 1: Number of NOVs

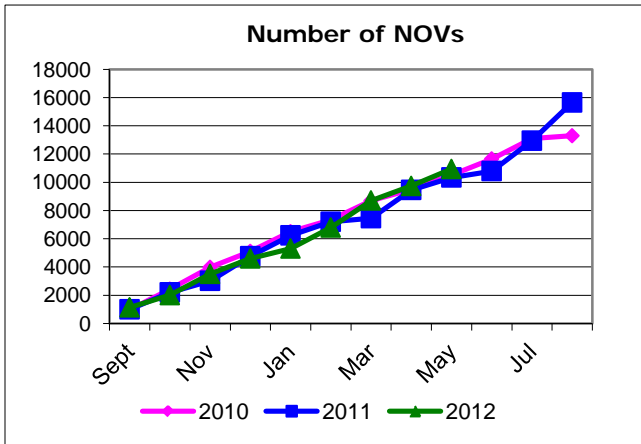


Figure 2: Number of Effective Orders

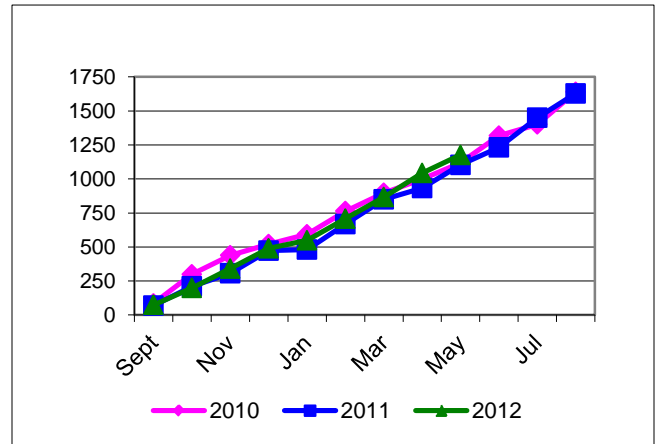


Figure 3: Assessed Penalties

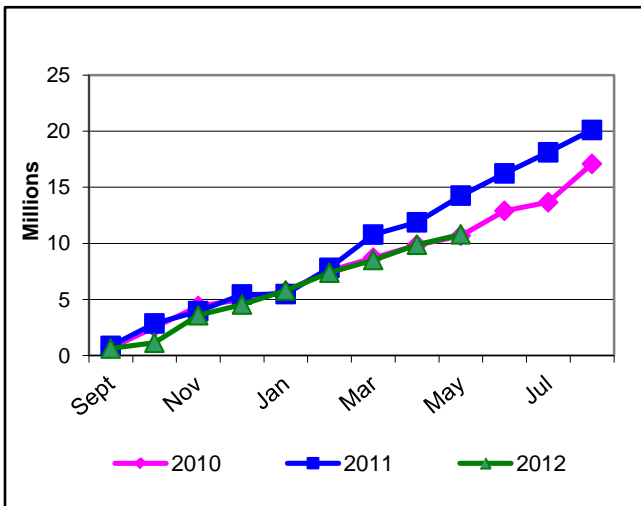


Figure 4: Supplemental Environmental Projects

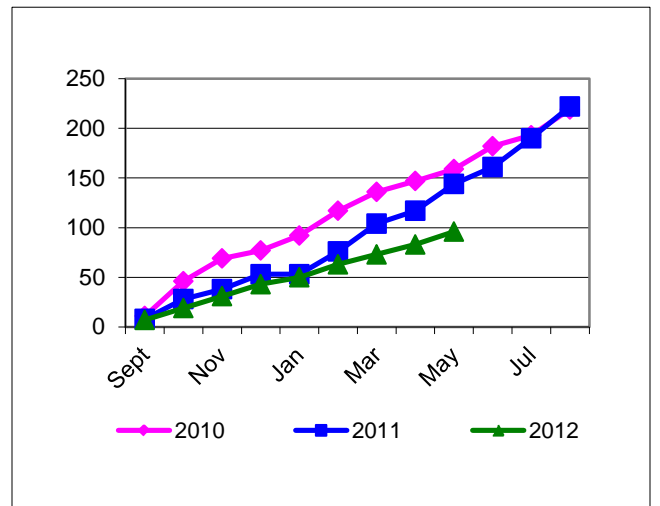


Figure 5: Number of Backlogged Orders

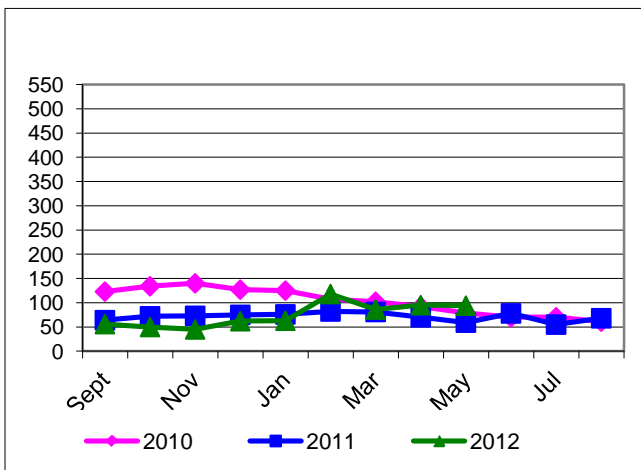


Figure 6: Summary

For fiscal year 2012 through **May**, TCEQ has:

- Issued **10,936** Notices of Violation
- Issued **1,176** Administrative Orders (see <http://www5.tceq.state.tx.us/eenf/>);
- Assessed **\$10,796,660** in administrative penalties; and
- Approved **96** Supplemental Environmental Projects.

Judgments have been received on **27** cases referred by TCEQ to the Attorney General and the AG has **274** TCEQ cases pending. AG actions typically take from 6 months to 5 years from referral to judgment. For a complete list of court orders from TCEQ referrals, go to: <http://www.tceq.state.tx.us/assets/public/compliance/enforcement/penenfac/CourtOrdersIssued.pdf>

**Enforcement Report to the Commission for May 2012
FY12 Year-To-Date Totals**

Programs Summary:

PROGRAMS	Notices of Violation	Effective Orders	Assessed Penalties
AGRICULTURE	73	8	\$24,465
AIR	893	161	\$4,419,263
DAM SAFETY	0	0	\$0
DRY CLEANERS	0	1	\$7,586
INDUSTRIAL & HAZARDOUS WASTE ¹	109	18	\$343,044
MUNICIPAL SOLID WASTE	218	43	\$539,441
OCCUPATIONAL CERTIFICATION	58	19	\$12,844
PETROLEUM STORAGE TANKS	467	469	\$2,529,408
PUBLIC WATER SUPPLY ²	7,768	139	\$403,216
WATER QUALITY ³	1,190	232	\$2,013,659
WATER RIGHTS	9	9	\$4,725
MULTI-MEDIA	151	77	\$499,009
YTD TOTALS	10,936	1,176	\$10,796,660
FY11 Total for Year	15,651	1,628	\$20,108,493
FY10 Total for Year	13,294	1,640	\$17,081,898

Year-To-Date Summary:

YTD Penalty Summary	
Total Deferred Penalties	\$1,352,715
Total Penalties to SEP	\$1,713,104
Total Payable Penalties	\$7,730,841
YTD Case Status Summary	
Attorney General (AG) Judgments	27
Pending AG Cases	274
Pending TCEQ Cases	1,814
Backlogged Cases	94
Resolved Cases	255
Orders Being Tracked	1,643

¹ Includes radioactive waste and underground injection control cases

² Includes Notices of Violation based on self reported data

³ Includes Notices of Violation based on self reported data