

Enforcement Report to the Commission for October 2011 FY12 Year-To-Date Totals

Figure 1: Number of NOVs

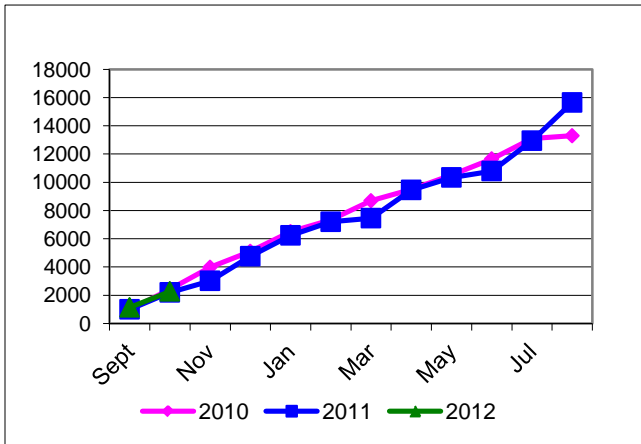


Figure 2: Number of Effective Orders

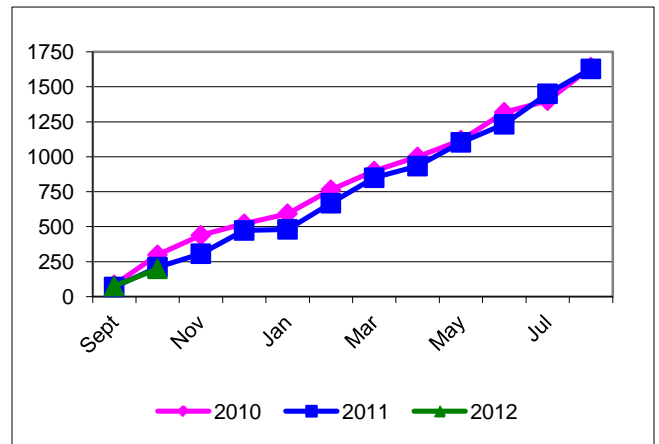


Figure 3: Assessed Penalties

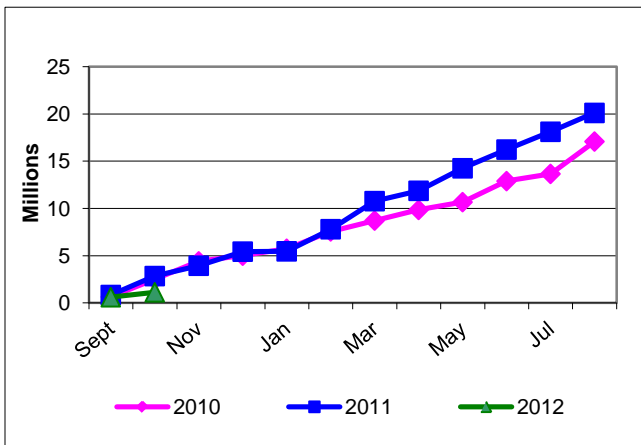


Figure 4: Supplemental Environmental Projects

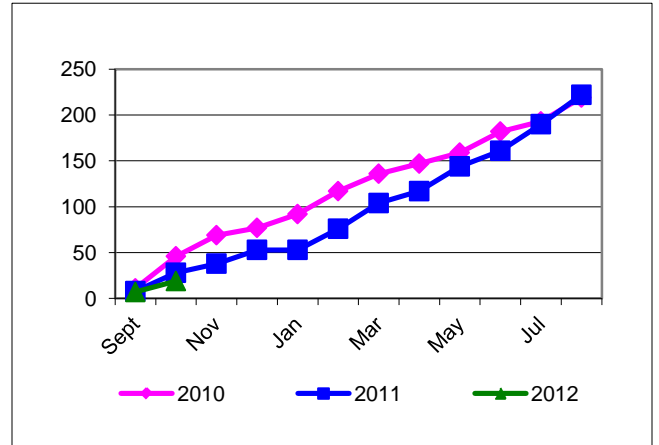


Figure 5: Number of Backlogged Orders

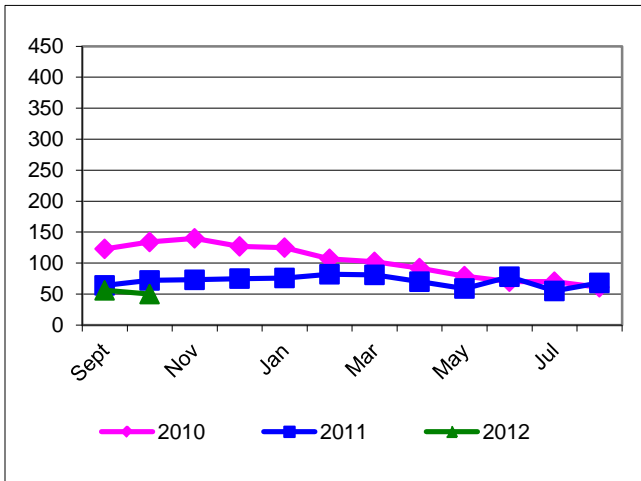


Figure 6: Summary

For fiscal year 2012 through October, TCEQ has:

- Issued **2,270** Notices of Violation
- Issued **199** Administrative Orders (see <http://www5.tceq.state.tx.us/eenf/>);
- Assessed \$1,265,887 in administrative penalties; and
- Approved 19 Supplemental Environmental Projects.

Judgments have been received on 6 cases referred by TCEQ to the Attorney General and the AG has 264 TCEQ cases pending. AG actions typically take from 6 months to 5 years from referral to judgment. For a complete list of court orders from TCEQ referrals, go to: <http://www.tceq.state.tx.us/assets/public/compliance/enforcement/penenfac/CourtOrdersIssued.pdf>

**Enforcement Report to the Commission for October 2011
FY12 Year-To-Date Totals**

Programs Summary:

PROGRAMS	Notices of Violation	Effective Orders	Assessed Penalties
AGRICULTURE	8	2	\$3,610
AIR	177	25	\$301,077
DAM SAFETY	0	0	\$0
DRY CLEANERS	0	1	\$7,586
INDUSTRIAL & HAZARDOUS WASTE ¹	20	4	\$122,443
MUNICIPAL SOLID WASTE	43	8	\$37,537
OCCUPATIONAL CERTIFICATION	15	4	\$4,157
PETROLEUM STORAGE TANKS	102	66	\$323,781
PUBLIC WATER SUPPLY ²	1,640	26	\$65,001
WATER QUALITY ³	235	37	\$293,599
WATER RIGHTS	5	3	\$1,575
MULTI-MEDIA	25	23	\$105,521
YTD TOTALS	2,270	199	\$1,265,887
FY11 Total for Year	15,651	1,628	\$20,108,493
FY10 Total for Year	13,294	1,640	\$17,081,898

Year-To-Date Summary:

YTD Penalty Summary	
Total Deferred Penalties	\$213,532
Total Penalties to SEP	\$103,763
Total Payable Penalties	\$948,592
YTD Case Status Summary	
Attorney General (AG) Judgments	6
Pending AG Cases	264
Pending TCEQ Cases	1,573
Backlogged Cases	50
Resolved Cases	72
Orders Being Tracked	1,662

¹ Includes radioactive waste and underground injection control cases

² Includes Notices of Violation based on self reported data

³ Includes Notices of Violation based on self reported data