

# Enforcement Report to the Commission for September 2011 FY12 Year-To-Date Totals

Figure 1: Number of NOVs

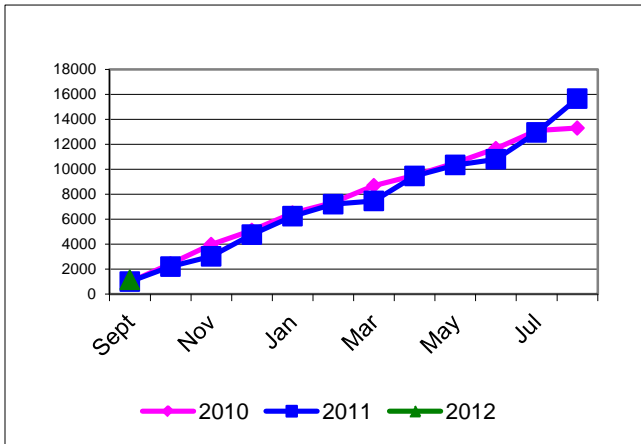


Figure 2: Number of Effective Orders

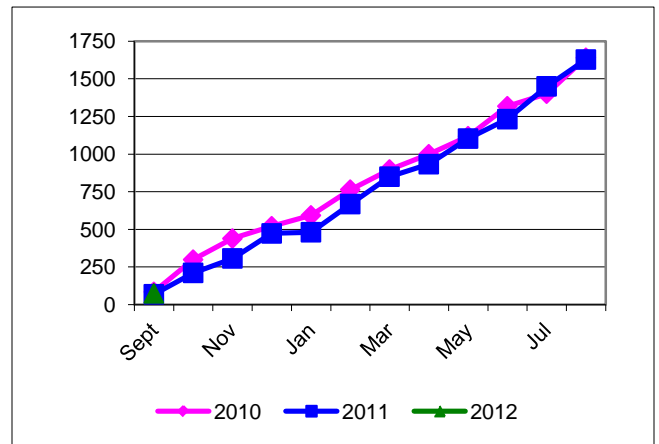


Figure 3: Assessed Penalties

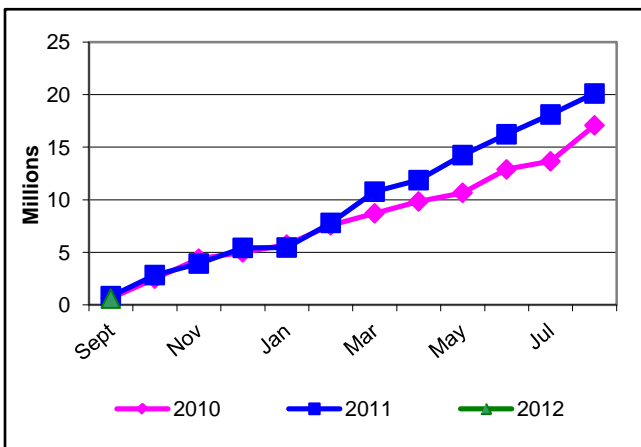


Figure 4: Supplemental Environmental Projects

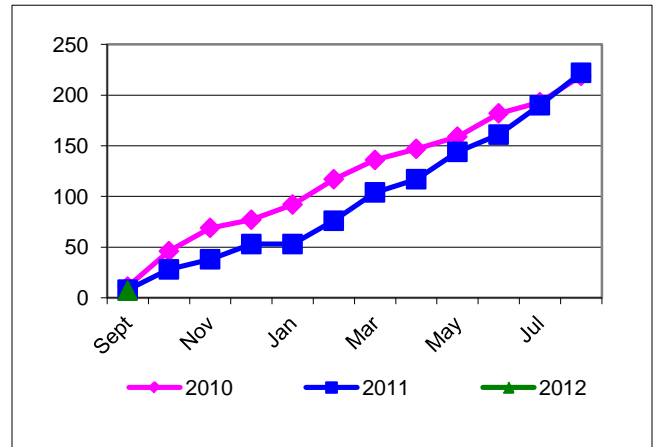


Figure 5: Number of Backlogged Orders

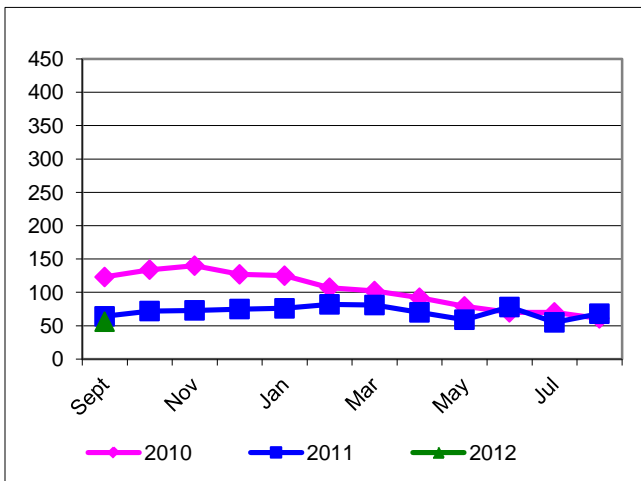


Figure 6: Summary

For fiscal year 2012 through September, TCEQ has:

- Issued **1,137** Notices of Violation
- Issued 75 Administrative Orders (see <http://www5.tceq.state.tx.us/eenf/>);
- Assessed \$608,441 in administrative penalties; and
- Approved 7 Supplemental Environmental Projects.

Judgments have been received on 2 cases referred by TCEQ to the Attorney General and the AG has 267 TCEQ cases pending. AG actions typically take from 6 months to 5 years from referral to judgment. For a complete list of court orders from TCEQ referrals, go to:

<http://www.tceq.state.tx.us/assets/public/compliance/enforcement/penenfac/CourtOrdersIssued.pdf>

**Enforcement Report to the Commission for September 2011  
FY12 Year-To-Date Totals**

**Programs Summary:**

<b>PROGRAMS</b>	<b>Notices of Violation</b>	<b>Effective Orders</b>	<b>Assessed Penalties</b>
AGRICULTURE	0	0	\$0
AIR	68	9	\$117,479
DAM SAFETY	0	0	\$0
DRY CLEANERS	0	0	\$0
INDUSTRIAL & HAZARDOUS WASTE <sup>1</sup>	12	2	\$99,045
MUNICIPAL SOLID WASTE	25	3	\$6,412
OCCUPATIONAL CERTIFICATION	5	2	\$2,055
PETROLEUM STORAGE TANKS	34	24	\$141,996
PUBLIC WATER SUPPLY <sup>2</sup>	837	8	\$15,495
WATER QUALITY <sup>3</sup>	143	18	\$166,931
WATER RIGHTS	2	1	\$350
MULTI-MEDIA	11	8	\$58,678
<b>YTD TOTALS</b>	<b>1,137</b>	<b>75</b>	<b>\$608,441</b>
<b>FY11 Total for Year</b>	<b>15,651</b>	<b>1,628</b>	<b>\$20,108,493</b>
<b>FY10 Total for Year</b>	<b>13,294</b>	<b>1,640</b>	<b>\$17,081,898</b>

**Year-To-Date Summary:**

<b>YTD Penalty Summary</b>	
Total Deferred Penalties	\$124,498
Total Penalties to SEP	\$44,296
Total Payable Penalties	\$439,647
<b>YTD Case Status Summary</b>	
Attorney General (AG) Judgments	2
Pending AG Cases	267
Pending TCEQ Cases	1,555
Backlogged Cases	56
Resolved Cases	29
Orders Being Tracked	1,699

<sup>1</sup> Includes radioactive waste and underground injection control cases

<sup>2</sup> Includes Notices of Violation based on self reported data

<sup>3</sup> Includes Notices of Violation based on self reported data