

Enforcement Report to the Commission for August 2013 FY13 Year-to-Date Totals

Figure 1: Number of NOV's

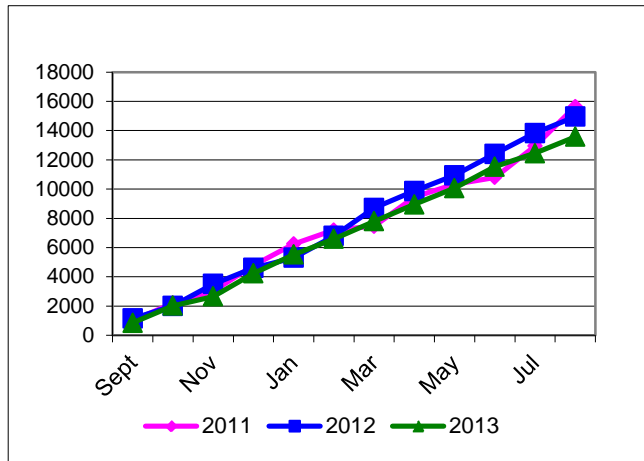


Figure 2: Number of Effective Orders

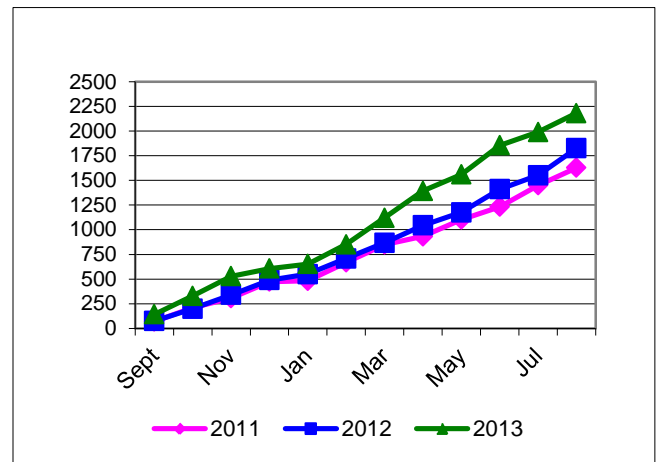


Figure 3: Assessed Penalties

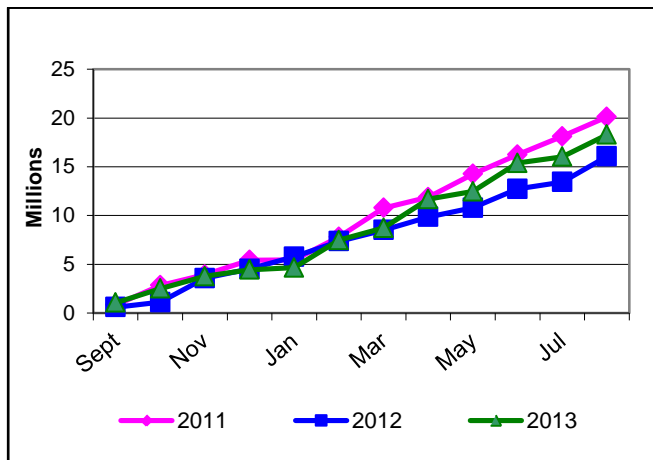


Figure 4: Supplemental Environmental Projects

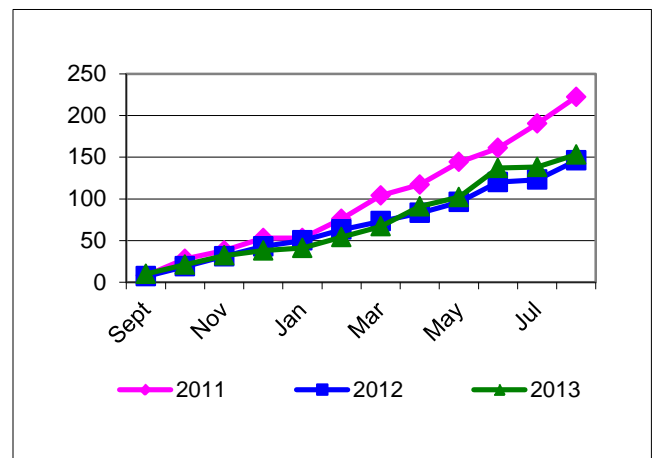


Figure 5: Number of Backlogged Orders

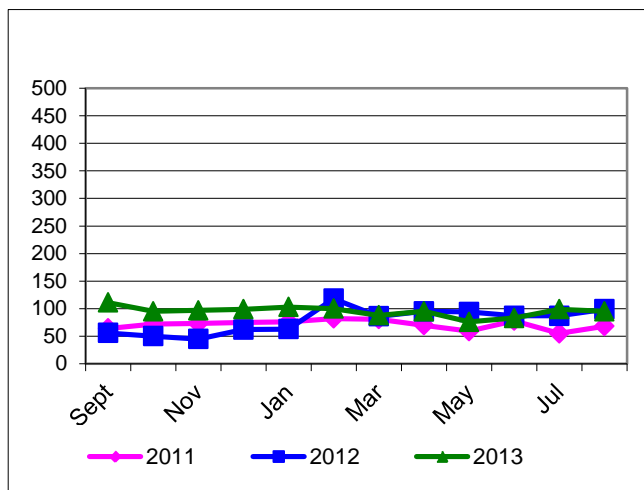


Figure 6: Summary

For fiscal year 2013 through **August**, TCEQ has:

- Issued **13,581** Notices of Violation
- Issued **2,182** Administrative Orders (see <http://www2.tceq.texas.gov/epic/eenf/>);
- Assessed **\$18,284,805** in administrative penalties; and
- Approved **153** Supplemental Environmental Projects.

Judgments have been received on **43** cases referred by TCEQ to the Attorney General and the AG has **250** TCEQ cases pending. AG actions typically take from 6 months to 5 years from referral to judgment. For a complete list of court orders from TCEQ referrals, go to: <http://www.tceq.state.tx.us/assets/public/compliance/enforcement/penenf/CourtOrdersIssued.pdf>

**Enforcement Report to the Commission for August 2013
FY13 Year-to-Date Totals**

Programs Summary:

PROGRAMS	Notices of Violation	Effective Orders	Assessed Penalties
AGRICULTURE	68	10	\$88,545
AIR	1,182	226	\$3,950,729
DAM SAFETY	0	0	\$0
DRY CLEANERS	2	2	\$6,000
INDUSTRIAL & HAZARDOUS WASTE ¹	212	23	\$943,277
MUNICIPAL SOLID WASTE	275	58	\$552,389
OCCUPATIONAL CERTIFICATION	46	41	\$30,187
PETROLEUM STORAGE TANKS	627	1,079	\$6,004,481
PUBLIC WATER SUPPLY ²	9,111	250	\$498,503
WATER RIGHTS YTD Complaints = 86	36	25	\$85,019
WATER QUALITY ³	1,746	385	\$4,863,443
MULTI-MEDIA	276	83	\$1,262,232
YTD TOTALS	13,581	2,182	\$18,284,805
FY12 Total for Year	14,952	1,826	\$16,061,369
FY11 Total for Year	15,651	1,628	\$20,108,493

Year-to-Date Summary:

YTD Penalty Summary	
Total Deferred Penalties	\$3,420,408
Total Penalties to SEP	\$2,463,988
Total Payable Penalties	\$12,400,409
YTD Case Status Summary	
Attorney General (AG) Judgments	43
Pending AG Cases	250
Pending TCEQ Cases	1,607
Backlogged Cases	95
Resolved Cases	494
Orders Being Tracked	1,630

¹ Includes radioactive waste and underground injection control cases

² Includes Notices of Violation based on self-reported data

³ Includes Notices of Violation based on self-reported data