

Enforcement Report to the Commission for December 2012 FY13 Year-to-Date Totals

Figure 1: Number of NOV's

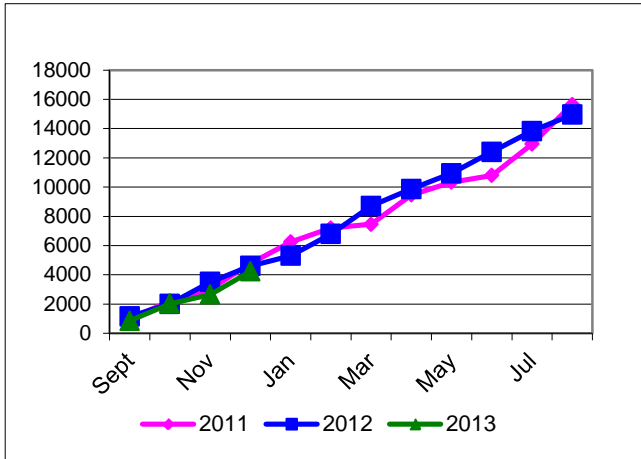


Figure 2: Number of Effective Orders

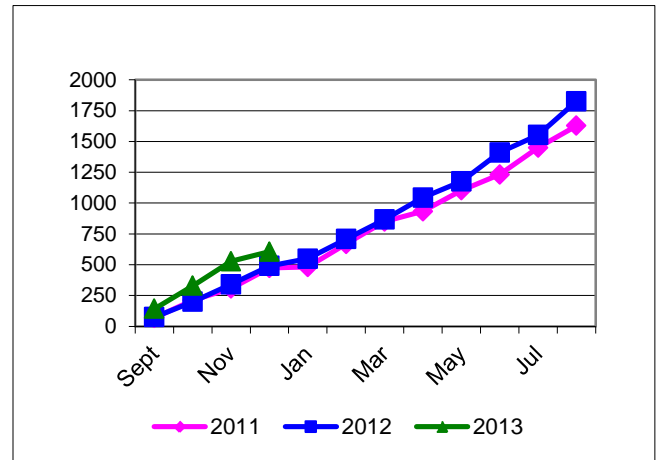


Figure 3: Assessed Penalties

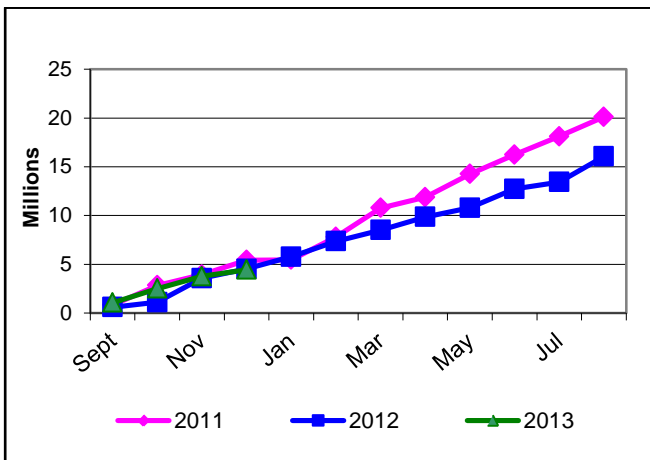


Figure 4: Supplemental Environmental Projects

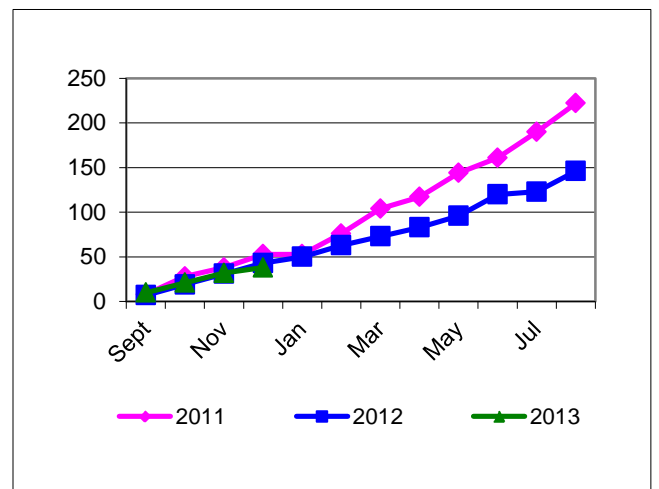


Figure 5: Number of Backlogged Orders

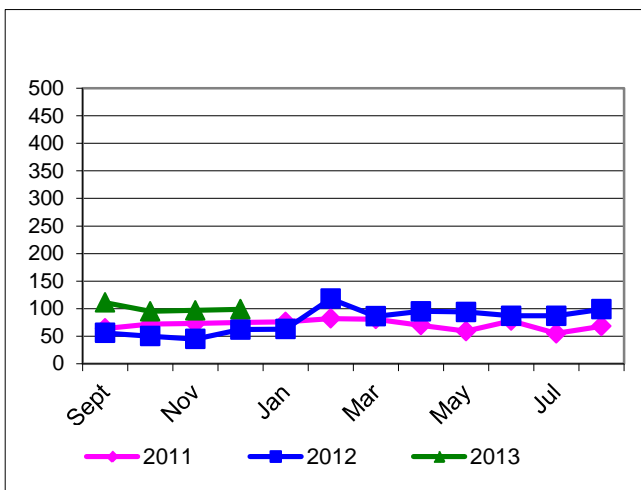


Figure 6: Summary

For fiscal year 2013 through **December**, TCEQ has:

- Issued **4,227** Notices of Violation
- Issued **606** Administrative Orders (see <http://www2.tceq.texas.gov/epic/eenf/>);
- Assessed **\$4,453,052** in administrative penalties; and
- Approved **38** Supplemental Environmental Projects.

Judgments have been received on **13** cases referred by TCEQ to the Attorney General and the AG has **258** TCEQ cases pending. AG actions typically take from 6 months to 5 years from referral to judgment. For a complete list of court orders from TCEQ referrals, go to: <http://www.tceq.state.tx.us/assets/public/compliance/enforcement/penenfac/CourtOrdersIssued.pdf>

**Enforcement Report to the Commission for December 2012
FY13 Year-to-Date Totals**

Programs Summary:

PROGRAMS	Notices of Violation	Effective Orders	Assessed Penalties
AGRICULTURE	12	4	\$71,347
AIR	301	61	\$726,179
DAM SAFETY	0	0	\$0
DRY CLEANERS	0	0	\$0
INDUSTRIAL & HAZARDOUS WASTE ¹	63	4	\$39,080
MUNICIPAL SOLID WASTE	75	19	\$277,456
OCCUPATIONAL CERTIFICATION	5	16	\$9,857
PETROLEUM STORAGE TANKS	144	269	\$1,454,534
PUBLIC WATER SUPPLY ²	3,027	66	\$171,610
WATER QUALITY ³	527	128	\$1,456,696
WATER RIGHTS YTD Complaints = 26	8	12	\$15,424
MULTI-MEDIA	65	27	\$230,869
YTD TOTALS	4,227	606	\$4,453,052
FY12 Total for Year	14,952	1,826	\$16,061,369
FY11 Total for Year	15,651	1,628	\$20,108,493

Year-to-Date Summary:

YTD Penalty Summary	
Total Deferred Penalties	\$840,768
Total Penalties to SEP	\$436,000
Total Payable Penalties	\$3,176,284
YTD Case Status Summary	
Attorney General (AG) Judgments	13
Pending AG Cases	258
Pending TCEQ Cases	1,969
Backlogged Cases	99
Resolved Cases	158
Orders Being Tracked	1,779

¹ Includes radioactive waste and underground injection control cases

² Includes Notices of Violation based on self-reported data

³ Includes Notices of Violation based on self-reported data