

# Enforcement Report to the Commission for January 2013 FY13 Year-to-Date Totals

Figure 1: Number of NOV's

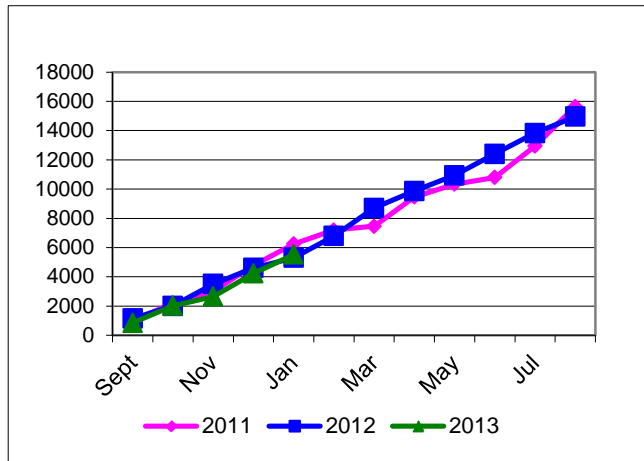


Figure 2: Number of Effective Orders

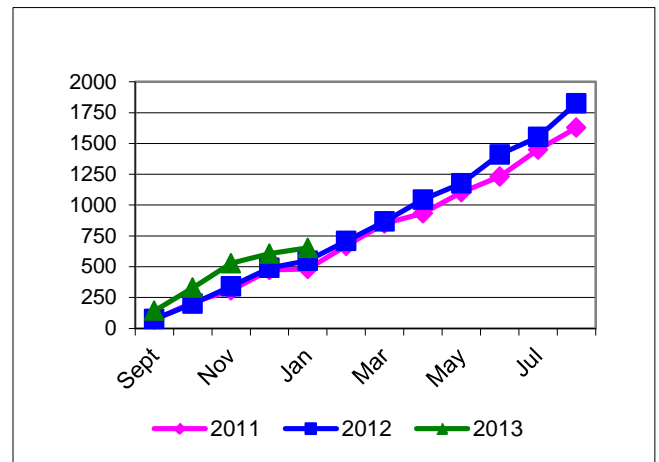


Figure 3: Assessed Penalties

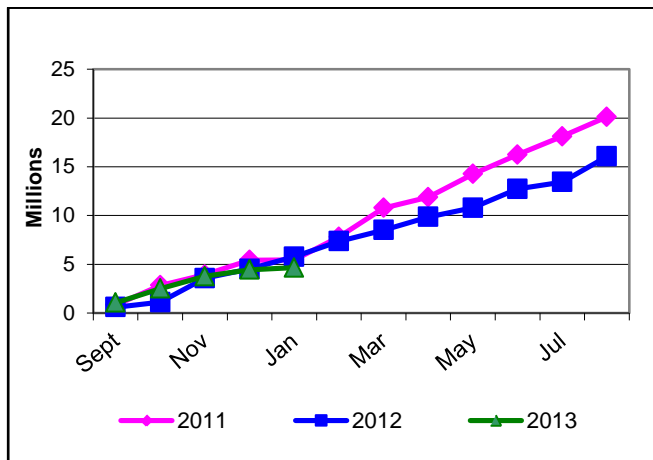


Figure 4: Supplemental Environmental Projects

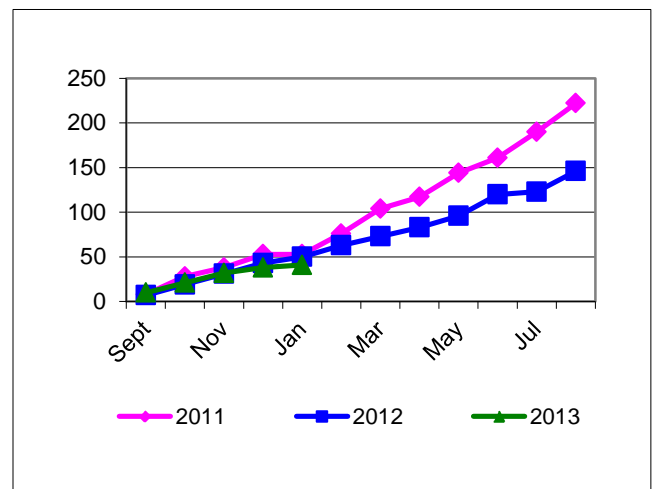


Figure 5: Number of Backlogged Orders

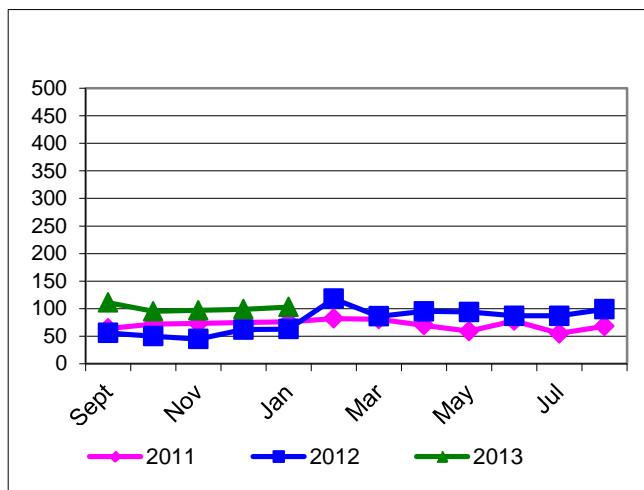


Figure 6: Summary

For fiscal year 2013 through **January**, TCEQ has:

- Issued **5,521** Notices of Violation
- Issued **652** Administrative Orders (see <http://www2.tceq.texas.gov/epic/eenf/>);
- Assessed **\$4,668,608** in administrative penalties; and
- Approved **41** Supplemental Environmental Projects.

Judgments have been received on **15** cases referred by TCEQ to the Attorney General and the AG has **258** TCEQ cases pending. AG actions typically take from 6 months to 5 years from referral to judgment. For a complete list of court orders from TCEQ referrals, go to: <http://www.tceq.state.tx.us/assets/public/compliance/enforcement/penenfac/CourtOrdersIssued.pdf>

**Enforcement Report to the Commission for January 2013  
FY13 Year-to-Date Totals**

**Programs Summary:**

<b>PROGRAMS</b>	<b>Notices of Violation</b>	<b>Effective Orders</b>	<b>Assessed Penalties</b>
AGRICULTURE	18	4	\$71,347
AIR	390	63	\$736,667
DAM SAFETY	0	0	\$0
DRY CLEANERS	0	0	\$0
INDUSTRIAL & HAZARDOUS WASTE <sup>1</sup>	77	4	\$39,080
MUNICIPAL SOLID WASTE	86	21	\$282,393
OCCUPATIONAL CERTIFICATION	5	18	\$10,269
PETROLEUM STORAGE TANKS	187	286	\$1,520,722
PUBLIC WATER SUPPLY <sup>2</sup>	4,004	75	\$178,740
WATER QUALITY <sup>3</sup>	648	139	\$1,482,566
WATER RIGHTS <b>YTD Complaints = 29</b>	16	13	\$16,293
MULTI-MEDIA	90	29	\$330,531
<b>YTD TOTALS</b>	<b>5,521</b>	<b>652</b>	<b>\$4,668,608</b>
<b>FY12 Total for Year</b>	<b>14,952</b>	<b>1,826</b>	<b>\$16,061,369</b>
<b>FY11 Total for Year</b>	<b>15,651</b>	<b>1,628</b>	<b>\$20,108,493</b>

**Year-to-Date Summary:**

<b>YTD Penalty Summary</b>	
Total Deferred Penalties	\$861,753
Total Penalties to SEP	\$444,412
Total Payable Penalties	\$3,362,443
<b>YTD Case Status Summary</b>	
Attorney General (AG) Judgments	15
Pending AG Cases	258
Pending TCEQ Cases	2,056
Backlogged Cases	103
Resolved Cases	211
Orders Being Tracked	1,738

<sup>1</sup> Includes radioactive waste and underground injection control cases

<sup>2</sup> Includes Notices of Violation based on self-reported data

<sup>3</sup> Includes Notices of Violation based on self-reported data