

Enforcement Report to the Commission for July 2013 FY13 Year-to-Date Totals

Figure 1: Number of NOV's

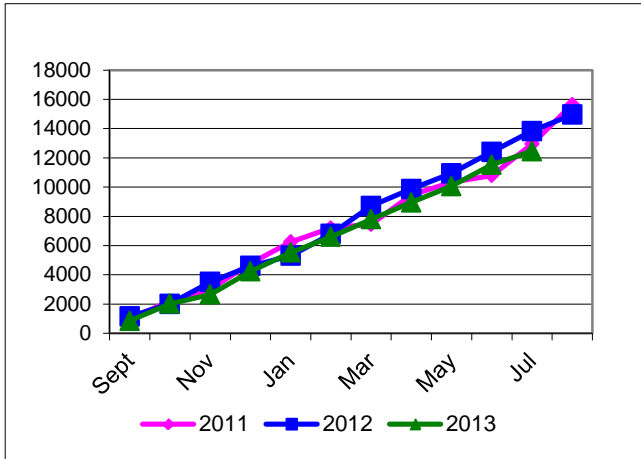


Figure 2: Number of Effective Orders

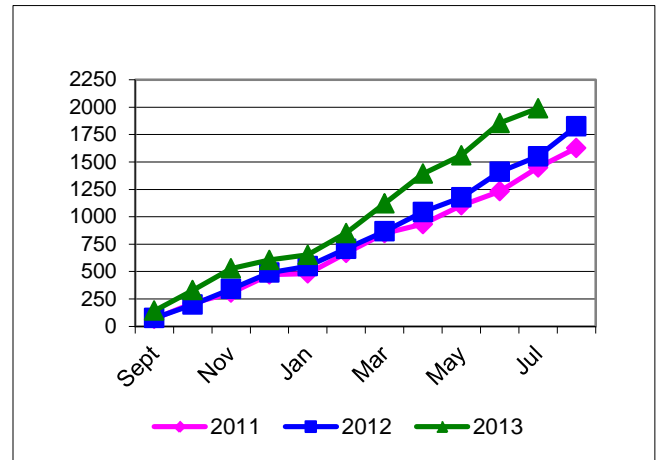


Figure 3: Assessed Penalties

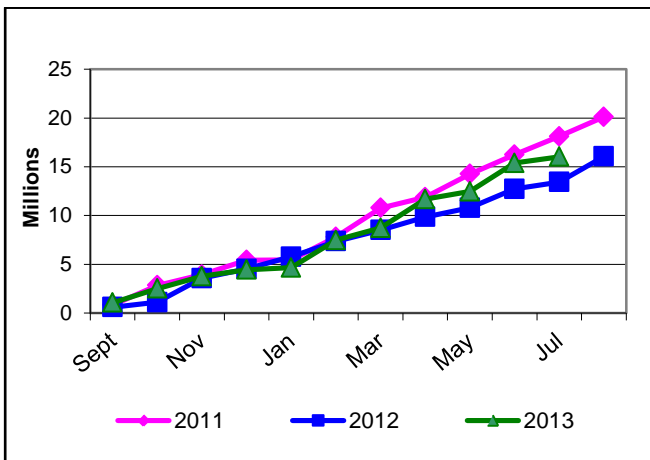


Figure 4: Supplemental Environmental Projects

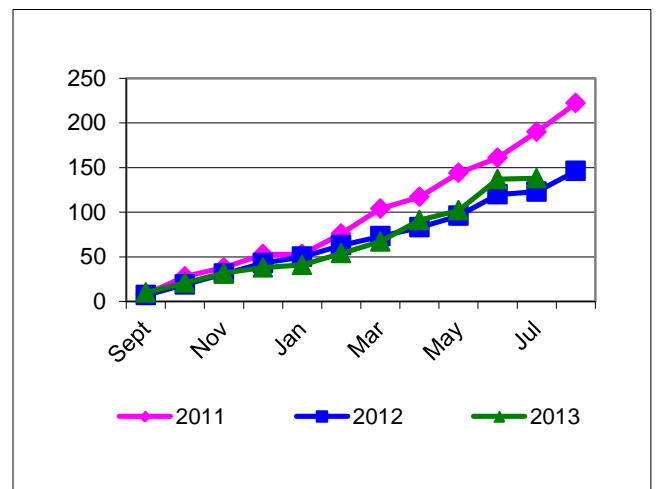


Figure 5: Number of Backlogged Orders

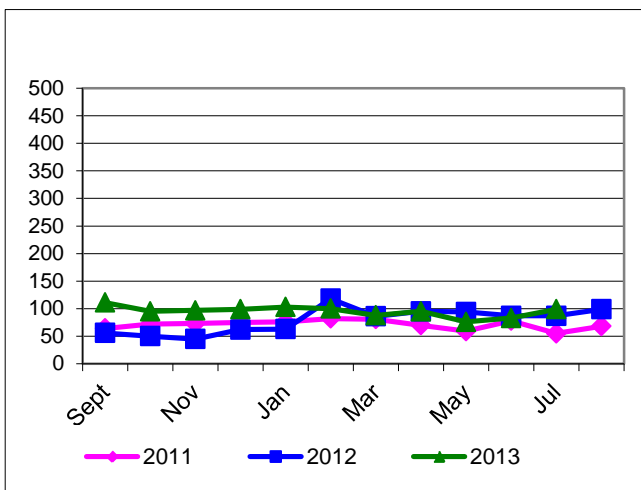


Figure 6: Summary

For fiscal year 2013 through **July**, TCEQ has:

- Issued **12,455** Notices of Violation
- Issued **1,990** Administrative Orders (see <http://www2.tceq.texas.gov/epic/eenf/>);
- Assessed **\$16,020,842** in administrative penalties; and
- Approved **138** Supplemental Environmental Projects.

Judgments have been received on **39** cases referred by TCEQ to the Attorney General and the AG has **255** TCEQ cases pending. AG actions typically take from 6 months to 5 years from referral to judgment. For a complete list of court orders from TCEQ referrals, go to:

<http://www.tceq.state.tx.us/assets/public/compliance/enforcement/penenf/CourtOrdersIssued.pdf>

Enforcement Report to the Commission for July 2013 FY13 Year-to-Date Totals

Programs Summary:

PROGRAMS	Notices of Violation	Effective Orders	Assessed Penalties
AGRICULTURE	62	9	\$86,445
AIR	977	203	\$3,672,060
DAM SAFETY	0	0	\$0
DRY CLEANERS	1	2	\$6,000
INDUSTRIAL & HAZARDOUS WASTE ¹	195	21	\$844,197
MUNICIPAL SOLID WASTE	249	56	\$545,340
OCCUPATIONAL CERTIFICATION	45	37	\$28,401
PETROLEUM STORAGE TANKS	585	987	\$5,243,617
PUBLIC WATER SUPPLY ²	8,483	225	\$446,510
WATER RIGHTS YTD Complaints = 81	29	25	\$85,019
WATER QUALITY ³	1,588	353	\$4,359,661
MULTI-MEDIA	241	72	\$703,592
YTD TOTALS	12,455	1,990	\$16,020,842
FY12 Total for Year	14,952	1,826	\$16,061,369
FY11 Total for Year	15,651	1,628	\$20,108,493

Year-to-Date Summary:

YTD Penalty Summary	
Total Deferred Penalties	\$2,689,487
Total Penalties to SEP	\$2,239,533
Total Payable Penalties	\$11,091,822
YTD Case Status Summary	
Attorney General (AG) Judgments	39
Pending AG Cases	255
Pending TCEQ Cases	1,652
Backlogged Cases	99
Resolved Cases	470
Orders Being Tracked	1,680

¹ Includes radioactive waste and underground injection control cases

² Includes Notices of Violation based on self-reported data

³ Includes Notices of Violation based on self-reported data