

Enforcement Report to the Commission for June 2013 FY13 Year-to-Date Totals

Figure 1: Number of NOV's

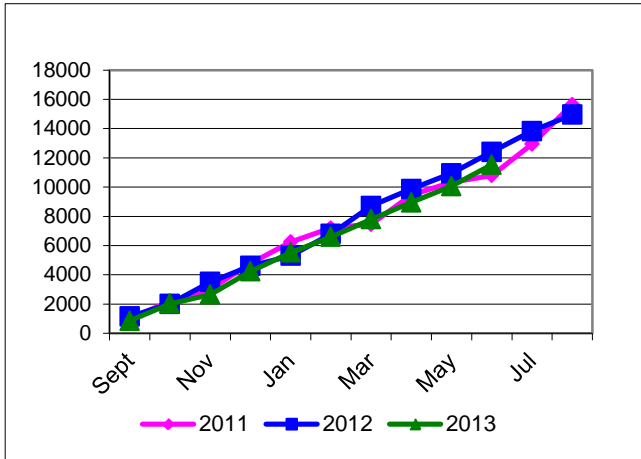


Figure 2: Number of Effective Orders

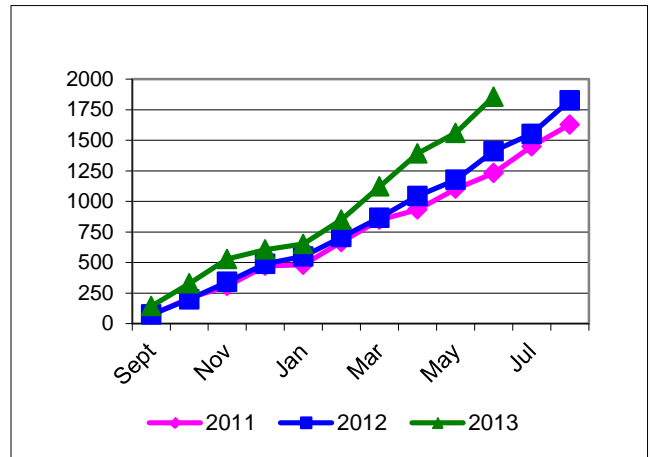


Figure 3: Assessed Penalties

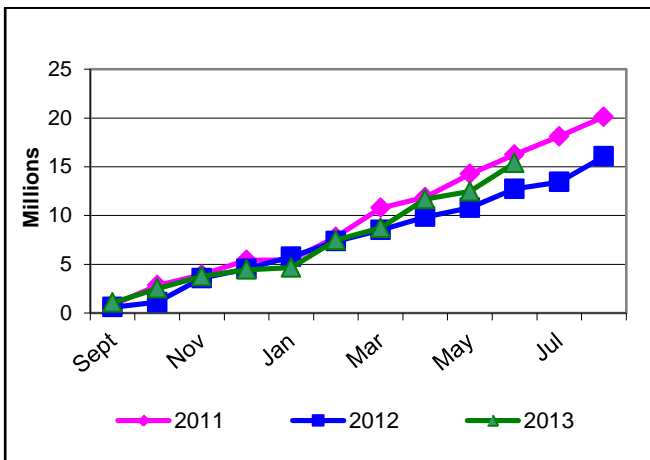


Figure 4: Supplemental Environmental Projects

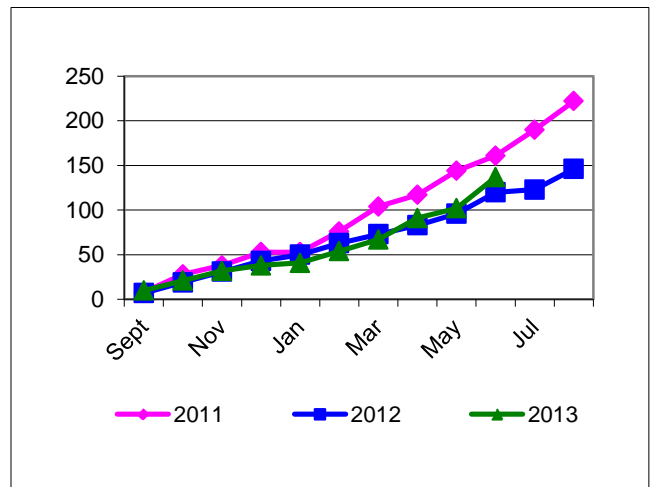


Figure 5: Number of Backlogged Orders

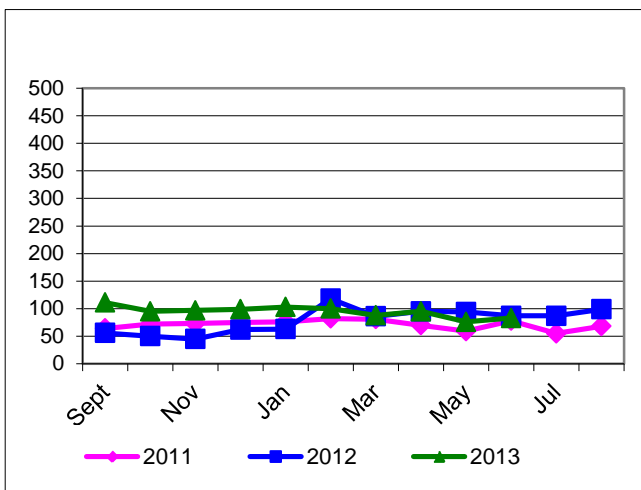


Figure 6: Summary

For fiscal year 2013 through **June**, TCEQ has:

- Issued **11,528** Notices of Violation
- Issued **1,856** Administrative Orders (see <http://www2.tceq.texas.gov/epic/eenf/>);
- Assessed **\$15,393,080** in administrative penalties; and
- Approved **137** Supplemental Environmental Projects.

Judgments have been received on **37** cases referred by TCEQ to the Attorney General and the AG has **263** TCEQ cases pending. AG actions typically take from 6 months to 5 years from referral to judgment. For a complete list of court orders from TCEQ referrals, go to:

<http://www.tceq.state.tx.us/assets/public/compliance/enforcement/penenfac/CourtOrdersIssued.pdf>

**Enforcement Report to the Commission for June 2013
FY13 Year-to-Date Totals**

Programs Summary:

PROGRAMS	Notices of Violation	Effective Orders	Assessed Penalties
AGRICULTURE	56	7	\$76,699
AIR	862	186	\$3,613,195
DAM SAFETY	0	0	\$0
DRY CLEANERS	1	2	\$6,000
INDUSTRIAL & HAZARDOUS WASTE ¹	182	21	\$844,197
MUNICIPAL SOLID WASTE	230	51	\$523,716
OCCUPATIONAL CERTIFICATION	45	33	\$20,448
PETROLEUM STORAGE TANKS	515	908	\$4,893,421
PUBLIC WATER SUPPLY ²	7,951	214	\$423,536
WATER RIGHTS YTD Complaints = 64	28	25	\$85,019
WATER QUALITY ³	1,432	340	\$4,205,494
MULTI-MEDIA	226	69	\$701,355
YTD TOTALS	11,528	1,856	\$15,393,080
FY12 Total for Year	14,952	1,826	\$16,061,369
FY11 Total for Year	15,651	1,628	\$20,108,493

Year-to-Date Summary:

YTD Penalty Summary	
Total Deferred Penalties	\$2,624,116
Total Penalties to SEP	\$2,236,533
Total Payable Penalties	\$10,532,431
YTD Case Status Summary	
Attorney General (AG) Judgments	37
Pending AG Cases	263
Pending TCEQ Cases	1,672
Backlogged Cases	83
Resolved Cases	439
Orders Being Tracked	1,751

¹ Includes radioactive waste and underground injection control cases

² Includes Notices of Violation based on self-reported data

³ Includes Notices of Violation based on self-reported data