

Enforcement Report to the Commission for May 2013 FY13 Year-to-Date Totals

Figure 1: Number of NOV's

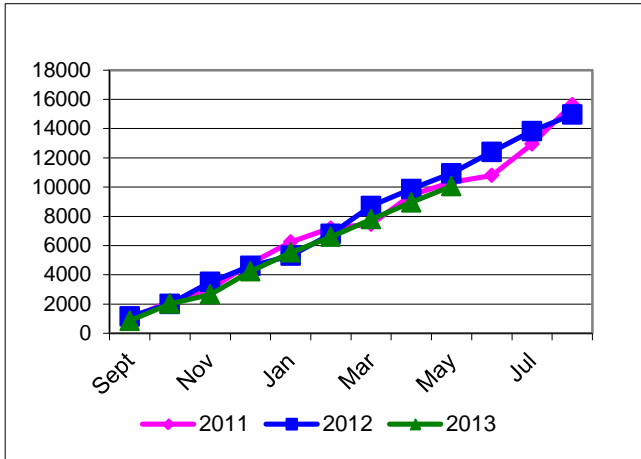


Figure 2: Number of Effective Orders

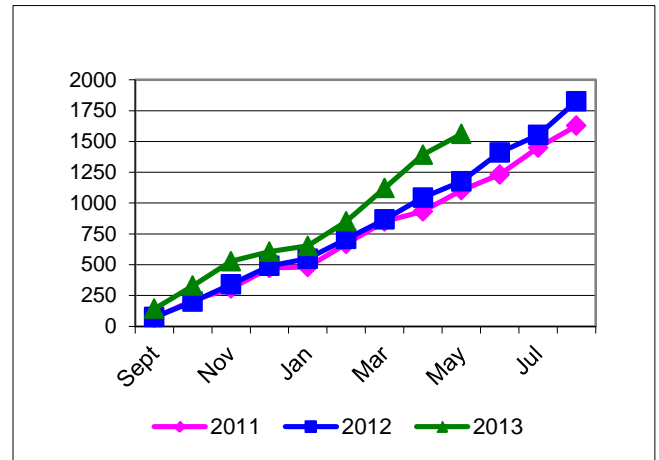


Figure 3: Assessed Penalties

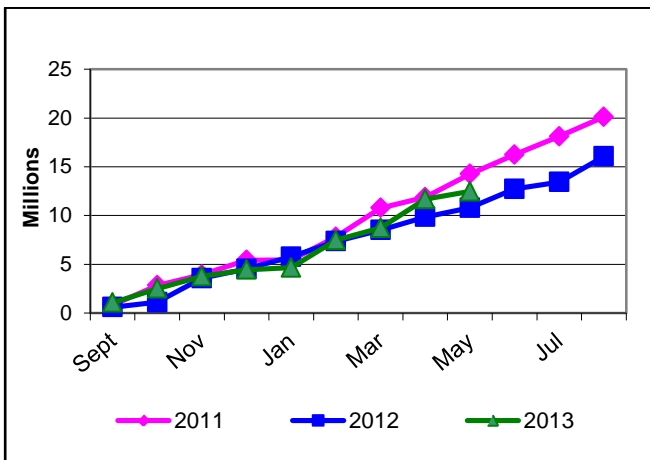


Figure 4: Supplemental Environmental Projects

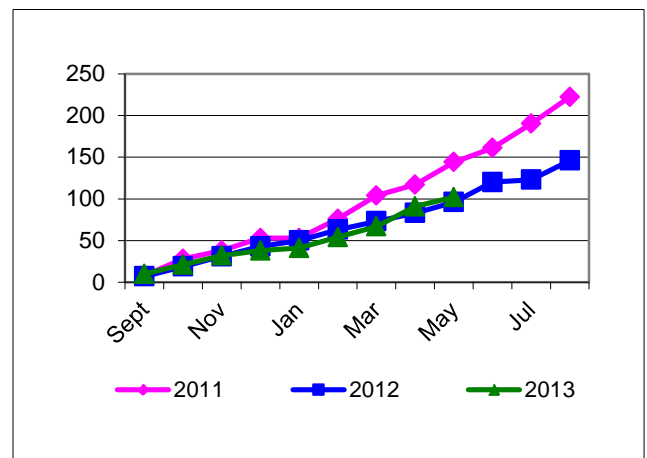


Figure 5: Number of Backlogged Orders

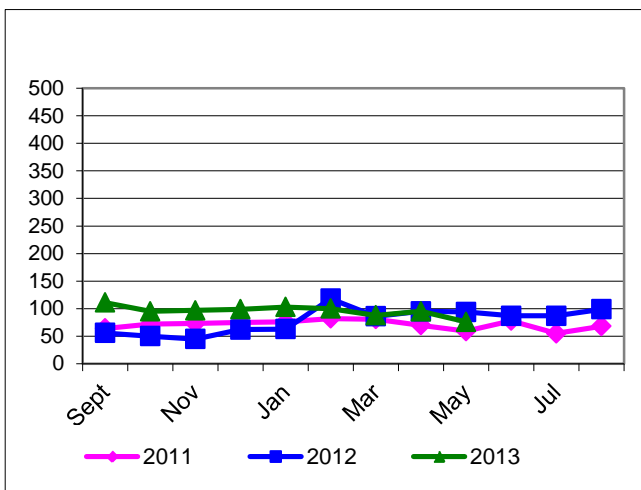


Figure 6: Summary

For fiscal year 2013 through **May**, TCEQ has:

- Issued **10,066** Notices of Violation
- Issued **1,560** Administrative Orders (see <http://www2.tceq.texas.gov/epic/eenf/>);
- Assessed **\$12,473,228** in administrative penalties; and
- Approved **102** Supplemental Environmental Projects.

Judgments have been received on **29** cases referred by TCEQ to the Attorney General and the AG has **276** TCEQ cases pending. AG actions typically take from 6 months to 5 years from referral to judgment. For a complete list of court orders from TCEQ referrals, go to: <http://www.tceq.state.tx.us/assets/public/compliance/enforcement/penenfac/CourtOrdersIssued.pdf>

**Enforcement Report to the Commission for May 2013
FY13 Year-to-Date Totals**

Programs Summary:

PROGRAMS	Notices of Violation	Effective Orders	Assessed Penalties
AGRICULTURE	48	6	\$75,387
AIR	776	161	\$2,758,095
DAM SAFETY	0	0	\$0
DRY CLEANERS	1	1	\$1,000
INDUSTRIAL & HAZARDOUS WASTE ¹	156	18	\$814,172
MUNICIPAL SOLID WASTE	206	46	\$457,641
OCCUPATIONAL CERTIFICATION	44	29	\$16,396
PETROLEUM STORAGE TANKS	449	746	\$3,933,428
PUBLIC WATER SUPPLY ²	6,880	180	\$319,197
WATER RIGHTS YTD Complaints = 58	26	24	\$83,519
WATER QUALITY ³	1,283	294	\$3,463,833
MULTI-MEDIA	197	55	\$550,560
YTD TOTALS	10,066	1,560	\$12,473,228
FY12 Total for Year	14,952	1,826	\$16,061,369
FY11 Total for Year	15,651	1,628	\$20,108,493

Year-to-Date Summary:

YTD Penalty Summary	
Total Deferred Penalties	\$2,055,988
Total Penalties to SEP	\$1,781,817
Total Payable Penalties	\$8,635,423
YTD Case Status Summary	
Attorney General (AG) Judgments	29
Pending AG Cases	276
Pending TCEQ Cases	1,753
Backlogged Cases	76
Resolved Cases	407
Orders Being Tracked	1,677

¹ Includes radioactive waste and underground injection control cases

² Includes Notices of Violation based on self-reported data

³ Includes Notices of Violation based on self-reported data