

Enforcement Report to the Commission for September 2012 FY13 Year-to-Date Totals

Figure 1: Number of NOV's

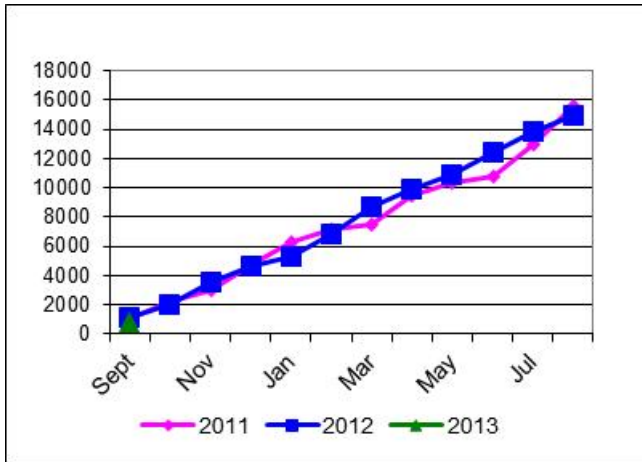


Figure 2: Number of Effective Orders

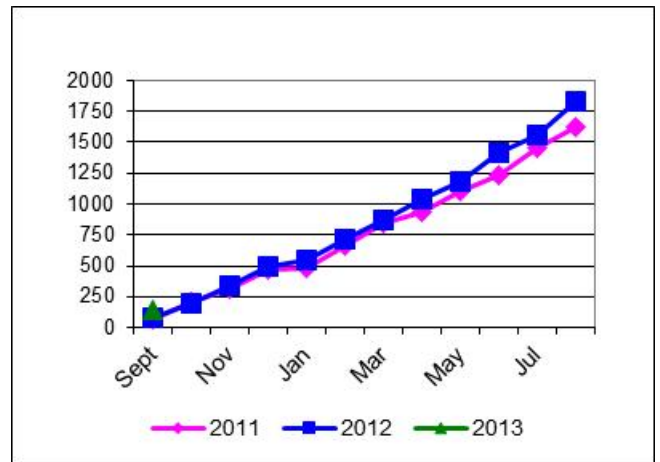


Figure 3: Assessed Penalties

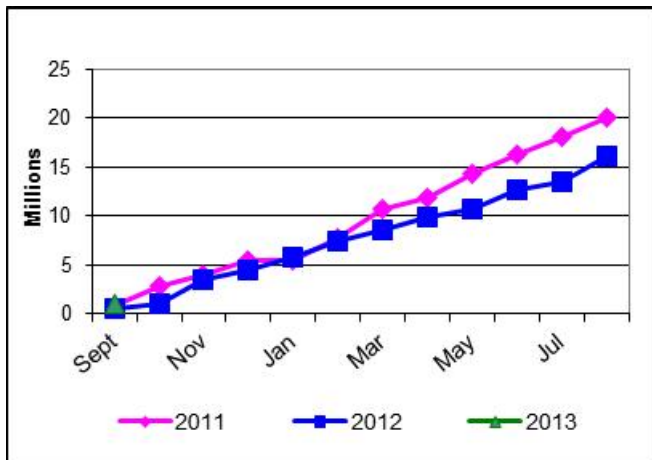


Figure 4: Supplemental Environmental Projects

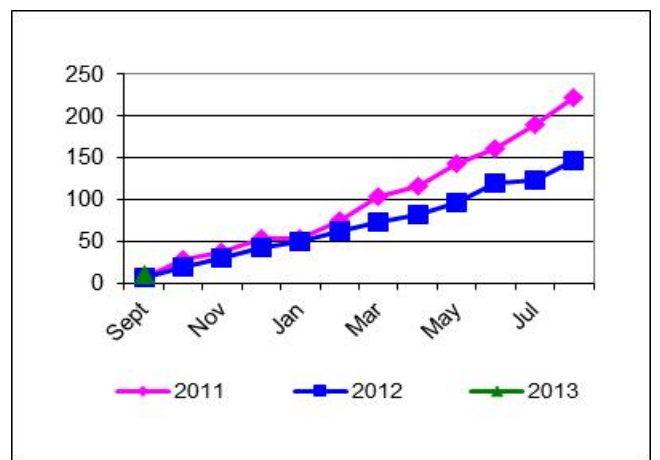


Figure 5: Number of Backlogged Orders

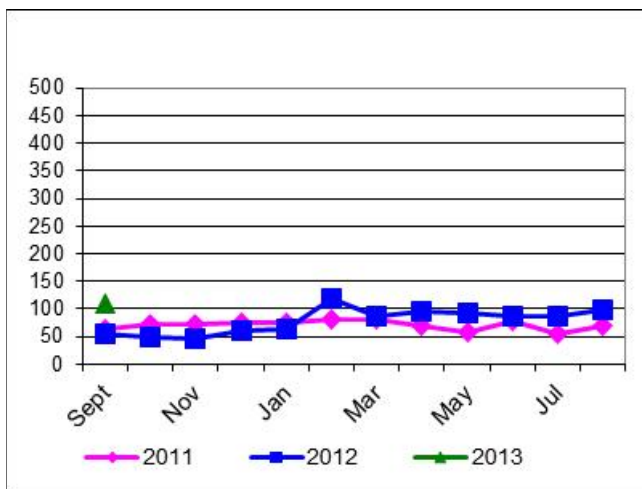


Figure 6: Summary

For fiscal year 2013 through **September**, TCEQ has:

- Issued **842** Notices of Violation
- Issued **143** Administrative Orders (see <http://www2.tceq.texas.gov/epic/eenf/>);
- Assessed **\$1,077,283** in administrative penalties; and
- Approved **10** Supplemental Environmental Projects.

Judgments have been received on **0** cases referred by TCEQ to the Attorney General and the AG has **265** TCEQ cases pending. AG actions typically take from 6 months to 5 years from referral to judgment. For a complete list of court orders from TCEQ referrals, go to:

<http://www.tceq.state.tx.us/assets/public/compliance/enforcement/penenfac/CourtOrdersIssued.pdf>

**Enforcement Report to the Commission for September 2012
FY13 Year-to-Date Totals**

Programs Summary:

PROGRAMS	Notices of Violation	Effective Orders	Assessed Penalties
AGRICULTURE	1	0	0
AIR	60	17	\$219,044
DAM SAFETY	0	0	0
DRY CLEANERS	0	0	0
INDUSTRIAL & HAZARDOUS WASTE ¹	8	1	\$14,000
MUNICIPAL SOLID WASTE	24	5	\$59,401
OCCUPATIONAL CERTIFICATION	2	6	\$3,171
PETROLEUM STORAGE TANKS	25	66	\$298,288
PUBLIC WATER SUPPLY ²	547	13	\$25,772
WATER QUALITY ³	151	25	\$265,680
WATER RIGHTS YTD Complaints = 11	2	4	\$7,674
MULTI-MEDIA	22	6	\$184,253
YTD TOTALS	842	143	\$1,077,283
FY12 Total for Year	14,952	1,826	\$16,061,369
FY11 Total for Year	15,651	1,628	\$20,108,493

Year-to-Date Summary:

YTD Penalty Summary	
Total Deferred Penalties	\$263,761
Total Penalties to SEP	\$105,763
Total Payable Penalties	\$707,759
YTD Case Status Summary	
Attorney General (AG) Judgments	0
Pending AG Cases	265
Pending TCEQ Cases	1,747
Backlogged Cases	111
Resolved Cases	24
Orders Being Tracked	1,808

¹ Includes radioactive waste and underground injection control cases

² Includes Notices of Violation based on self-reported data

³ Includes Notices of Violation based on self-reported data