

# Enforcement Report to the Commission for April 2014 FY14 Year-to-Date Totals

Figure 1: Number of NOV's

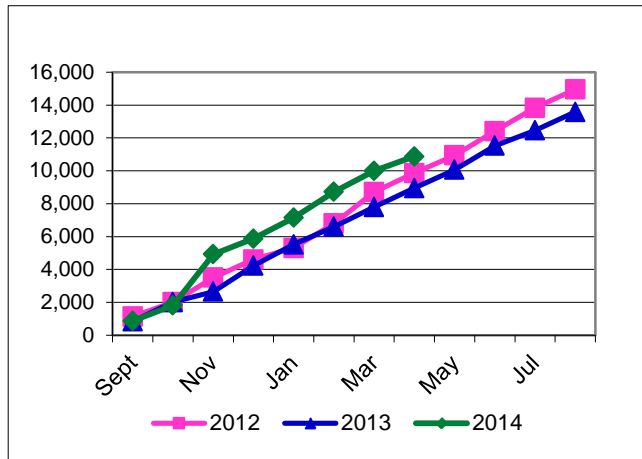


Figure 2: Number of Effective Orders

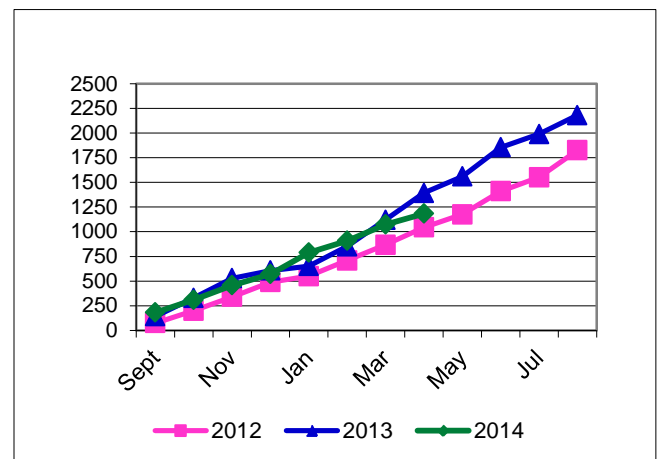


Figure 3: Assessed Penalties

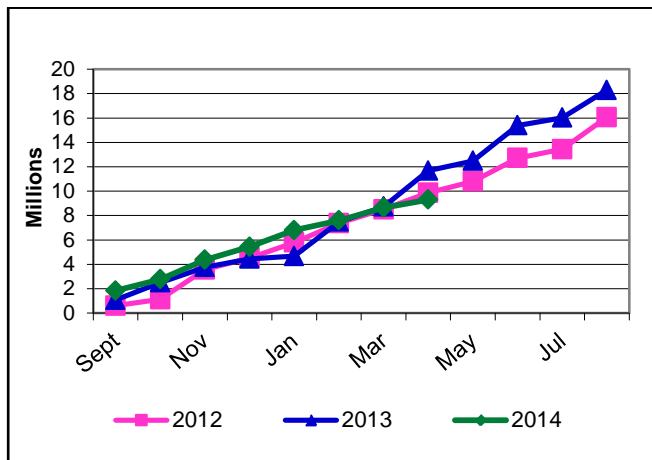


Figure 4: Supplemental Environmental Projects

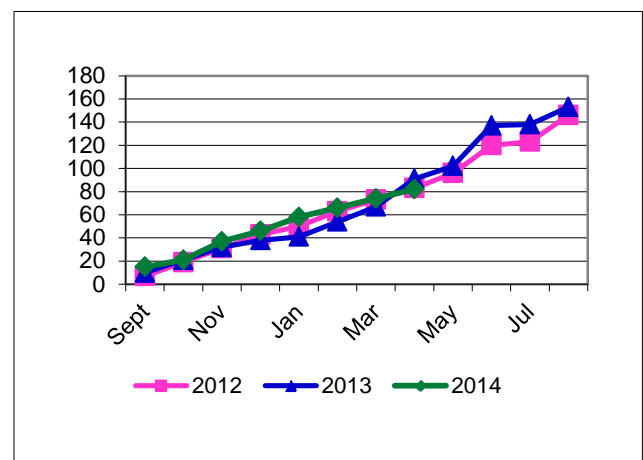


Figure 5: Number of Backlogged Orders

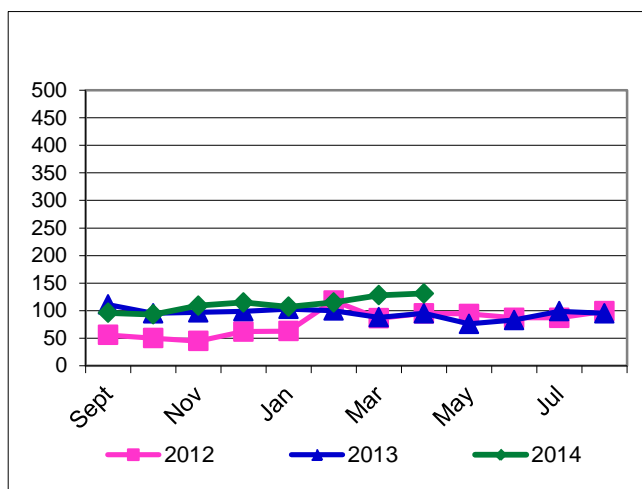


Figure 6: Summary

For fiscal year 2014 through April, TCEQ has:

- Issued **10,873** Notices of Violation
- Issued **1,184** Administrative Orders (see <http://www2.tceq.texas.gov/epic/eenf/>);
- Assessed **\$9,310,677** in administrative penalties; and
- Approved **82** Supplemental Environmental Projects.

Judgments have been received on **18** cases referred by TCEQ to the Attorney General and the AG has **281** TCEQ cases pending. AG actions typically take from 6 months to 5 years from referral to judgment. For a complete list of court orders from TCEQ referrals, go to: <http://www.tceq.state.tx.us/assets/public/compliance/enforcement/penenfac/CourtOrdersIssued.pdf>

## Enforcement Report to the Commission for April 2014 FY14 Year-to-Date Totals

### Programs Summary:

PROGRAMS	Notices of Violation	Effective Orders	Assessed Penalties
AGRICULTURE	50	2	\$10,913
AIR	704	152	\$3,019,930
DAM SAFETY	0	0	\$0
DRY CLEANERS	0	0	\$0
INDUSTRIAL & HAZARDOUS WASTE <sup>1</sup>	99	8	\$577,980
MUNICIPAL SOLID WASTE	156	20	\$140,877
OCCUPATIONAL CERTIFICATION	13	11	\$13,071
PETROLEUM STORAGE TANKS	514	547	\$3,294,158
PUBLIC WATER SUPPLY <sup>2</sup>	8,152	221	\$268,090
WATER RIGHTS			
<b>YTD Complaints = 91</b>	87	16	\$12,501
WATER QUALITY <sup>3</sup>	924	176	\$1,408,606
MULTI-MEDIA	174	31	\$564,551
<b>YTD TOTALS</b>	<b>10,873</b>	<b>1,184</b>	<b>\$9,310,677</b>
<b>FY13 Total for Year</b>	<b>13,581</b>	<b>2,182</b>	<b>\$18,284,805</b>
<b>FY12 Total for Year</b>	<b>14,952</b>	<b>1,826</b>	<b>\$16,061,369</b>

### Year-to-Date Summary:

<b>YTD Penalty Summary</b>	
Total Deferred Penalties	\$1,127,173
Total Penalties to SEP	\$1,384,820
Total Payable Penalties	\$6,798,684
<b>YTD Case Status Summary</b>	
Attorney General (AG) Judgments	18
Pending AG Cases	281
Pending TCEQ Cases	1,367
Backlogged Cases	131
Resolved Cases	146
Orders Being Tracked	1,708

<sup>1</sup> Includes radioactive waste and underground injection control cases

<sup>2</sup> Includes Notices of Violation based on self-reported data

<sup>3</sup> Includes Notices of Violation based on self-reported data