

# Enforcement Report to the Commission for February 2014 FY14 Year-to-Date Totals

Figure 1: Number of NOV's

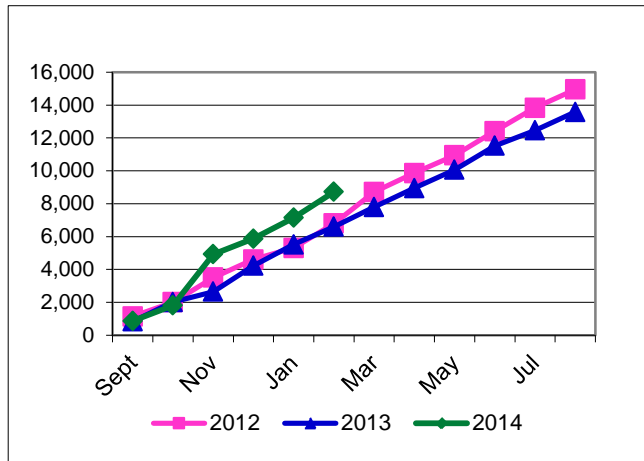


Figure 2: Number of Effective Orders

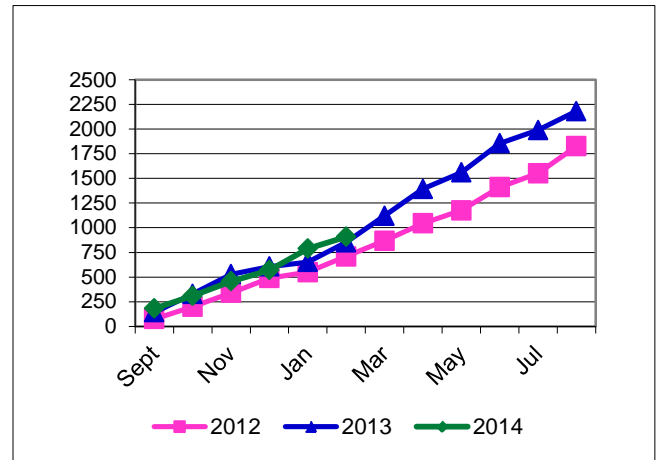


Figure 3: Assessed Penalties

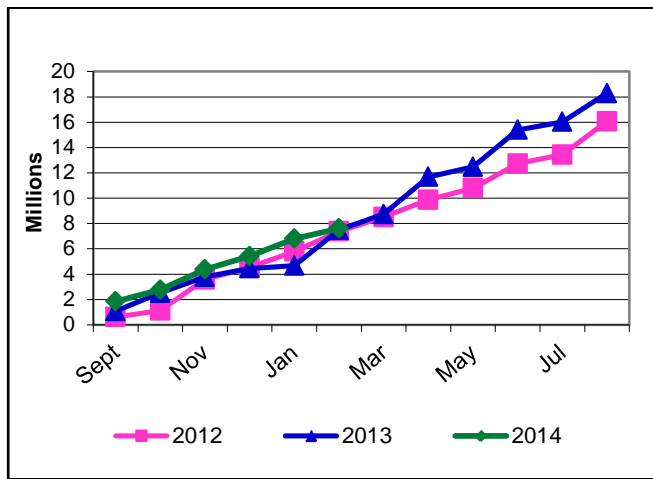


Figure 4: Supplemental Environmental Projects

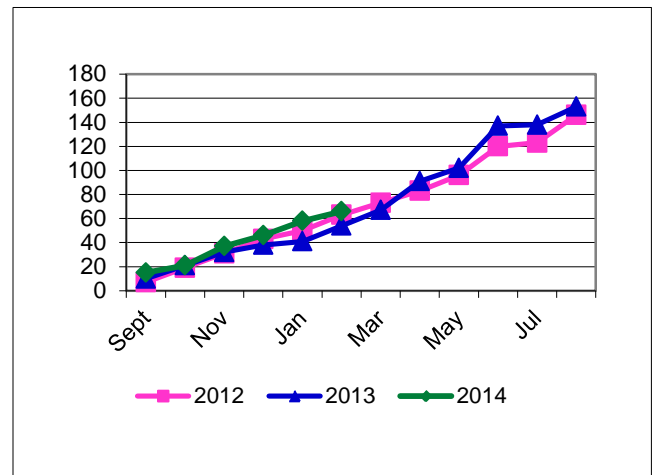


Figure 5: Number of Backlogged Orders

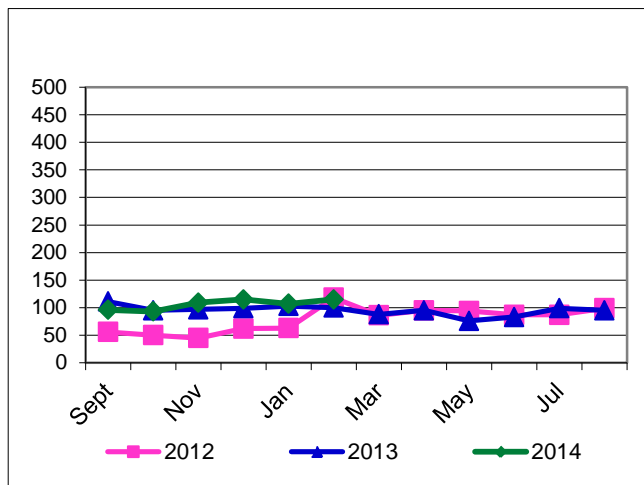


Figure 6: Summary

For fiscal year 2014 through **February**, TCEQ has:

- Issued **8,722** Notices of Violation
- Issued **909** Administrative Orders (see <http://www2.tceq.texas.gov/epic/eenf/>);
- Assessed **\$7,602,280** in administrative penalties; and
- Approved **66** Supplemental Environmental Projects.

Judgments have been received on **13** cases referred by TCEQ to the Attorney General and the AG has **272** TCEQ cases pending. AG actions typically take from 6 months to 5 years from referral to judgment. For a complete list of court orders from TCEQ referrals, go to: <http://www.tceq.state.tx.us/assets/public/compliance/enforcement/penenfac/CourtOrdersIssued.pdf>

**Enforcement Report to the Commission for February 2014  
FY14 Year-to-Date Totals**

**Programs Summary:**

<b>PROGRAMS</b>	<b>Notices of Violation</b>	<b>Effective Orders</b>	<b>Assessed Penalties</b>
AGRICULTURE	34	1	\$9,663
AIR	535	119	\$2,541,841
DAM SAFETY	0	0	\$0
DRY CLEANERS	0	0	\$0
INDUSTRIAL & HAZARDOUS WASTE <sup>1</sup>	71	8	\$577,980
MUNICIPAL SOLID WASTE	111	16	\$115,215
OCCUPATIONAL CERTIFICATION	13	7	\$9,712
PETROLEUM STORAGE TANKS	385	413	\$2,486,769
PUBLIC WATER SUPPLY <sup>2</sup>	6,686	177	\$212,557
WATER RIGHTS <b>YTD Complaints = 65</b>	84	14	\$11,801
WATER QUALITY <sup>3</sup>	680	136	\$1,202,336
MULTI-MEDIA	123	18	\$434,406
<b>YTD TOTALS</b>	<b>8,722</b>	<b>909</b>	<b>\$7,602,280</b>
<b>FY13 Total for Year</b>	<b>13,581</b>	<b>2,182</b>	<b>\$18,284,805</b>
<b>FY12 Total for Year</b>	<b>14,952</b>	<b>1,826</b>	<b>\$16,061,369</b>

**Year-to-Date Summary:**

<b>YTD Penalty Summary</b>	
Total Deferred Penalties	\$916,369
Total Penalties to SEP	\$1,194,300
Total Payable Penalties	\$5,491,611
<b>YTD Case Status Summary</b>	
Attorney General (AG) Judgments	13
Pending AG Cases	272
Pending TCEQ Cases	1,359
Backlogged Cases	115
Resolved Cases	104
Orders Being Tracked	1,678

<sup>1</sup> Includes radioactive waste and underground injection control cases

<sup>2</sup> Includes Notices of Violation based on self-reported data

<sup>3</sup> Includes Notices of Violation based on self-reported data