

Enforcement Report to the Commission for August 2015 FY15 Year-to-Date Totals

Figure 1: Number of NOV's

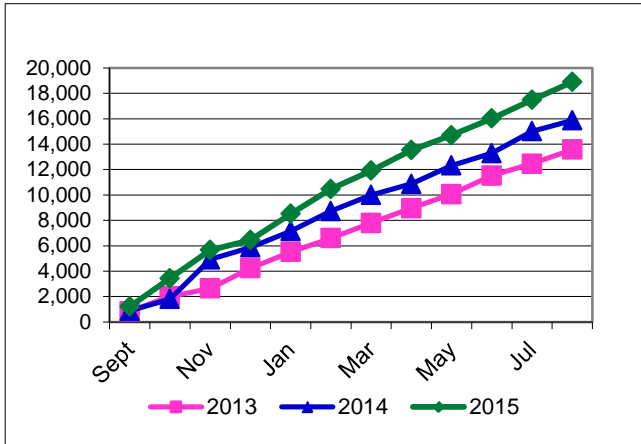


Figure 2: Number of Effective Orders

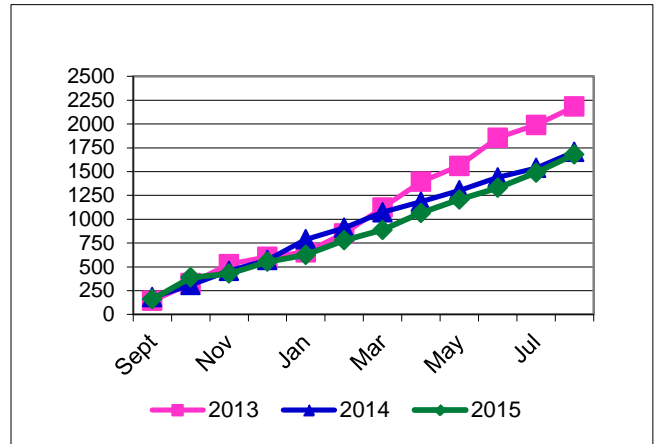


Figure 3: Assessed Penalties

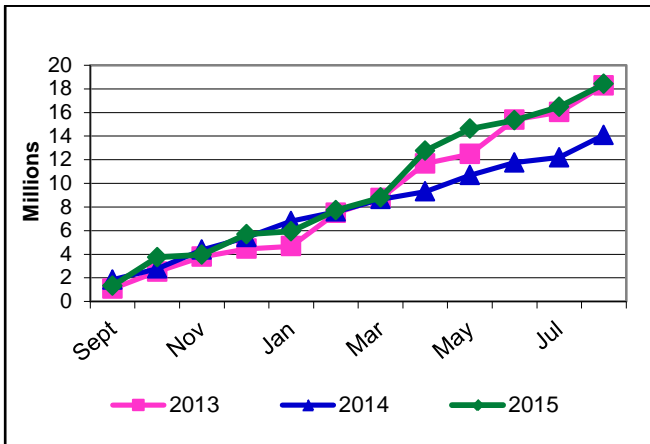


Figure 4: Supplemental Environmental Projects

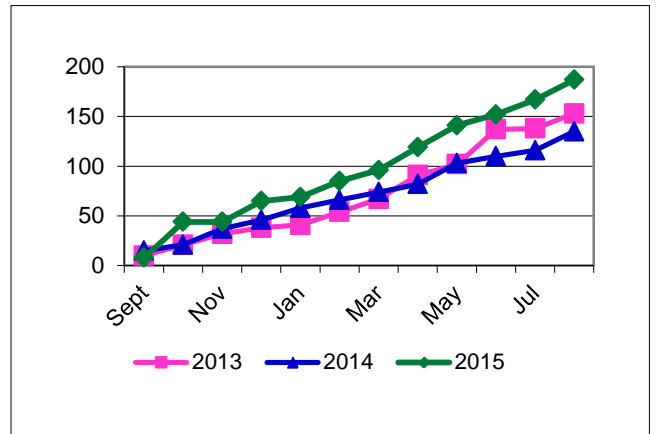


Figure 5: Number of Backlogged Orders

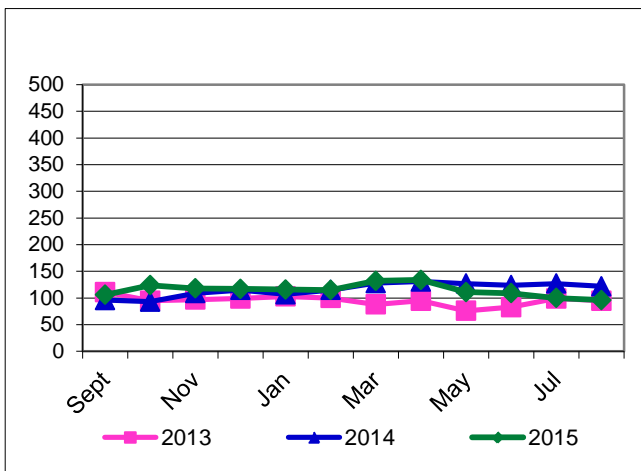


Figure 6: Summary

For fiscal year 2015 through **August**, TCEQ has:

- Issued **18,893** Notices of Violation
- Issued **1,681** Administrative Orders (see <http://www2.tceq.texas.gov/epic/eenf/>);
- Assessed **\$18,405,038** in administrative penalties; and
- Approved **187** Supplemental Environmental Projects.

Judgments have been received on **46** cases referred by TCEQ to the Attorney General and the AG has **260** TCEQ cases pending. AG actions typically take from 6 months to 5 years from referral to judgment. For a complete list of court orders from TCEQ referrals, go to: <http://www.tceq.state.tx.us/assets/public/compliance/enforcement/penenfac/CourtOrdersIssued.pdf>

**Enforcement Report to the Commission for August 2015
FY15 Year-to-Date Totals**

Programs Summary:

PROGRAMS	Notices of Violation	Effective Orders	Assessed Penalties
AGRICULTURE	42	2	\$6,187
AIR	1,227	270	\$6,806,417
DAM SAFETY	0	0	\$0
DRY CLEANERS	0	2	\$10,500
INDUSTRIAL & HAZARDOUS WASTE ¹	209	21	\$3,169,929
MUNICIPAL SOLID WASTE	242	80	\$754,301
OCCUPATIONAL CERTIFICATION	65	29	\$19,611
PETROLEUM STORAGE TANKS	597	420	\$3,128,018
PUBLIC WATER SUPPLY ²	14,458	421	\$609,716
WATER RIGHTS YTD Complaints = 138	177	33	\$29,071
WATER QUALITY ³	1,627	319	\$3,092,022
MULTI-MEDIA	249	84	\$779,266
YTD TOTALS	18,893	1,681	\$18,405,038
FY14 Total for Year	15,865	1,708	\$14,091,165
FY13 Total for Year	13,581	2,182	\$18,284,805

Year-to-Date Summary:

YTD Penalty Summary	
Total Deferred Penalties	\$2,482,280
Total Penalties to SEP	\$3,249,115
Total Payable Penalties	\$12,673,643
YTD Case Status Summary	
Attorney General (AG) Judgments	46
Pending AG Cases	260
Pending TCEQ Cases	1,227
Backlogged Cases	96
Resolved Cases	250
Orders Being Tracked	1,990

¹ Includes radioactive waste and underground injection control cases

² Includes Notices of Violation based on self-reported data

³ Includes Notices of Violation based on self-reported data