

Enforcement Report to the Commission for December 2014 FY15 Year-to-Date Totals

Figure 1: Number of NOVs

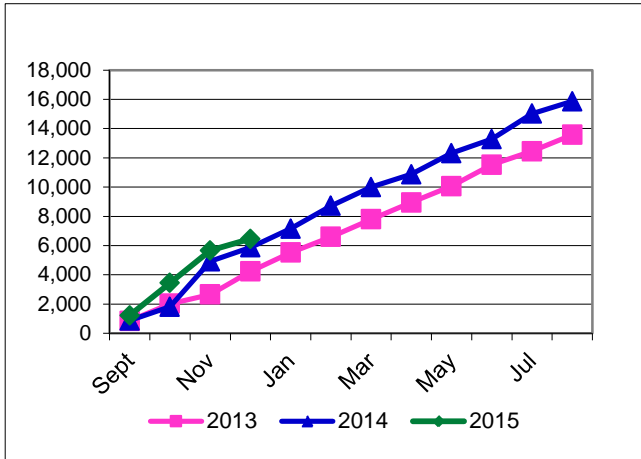


Figure 2: Number of Effective Orders

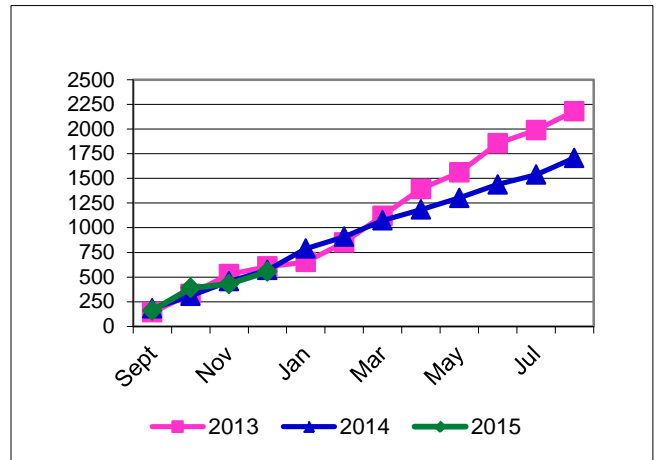


Figure 3: Assessed Penalties

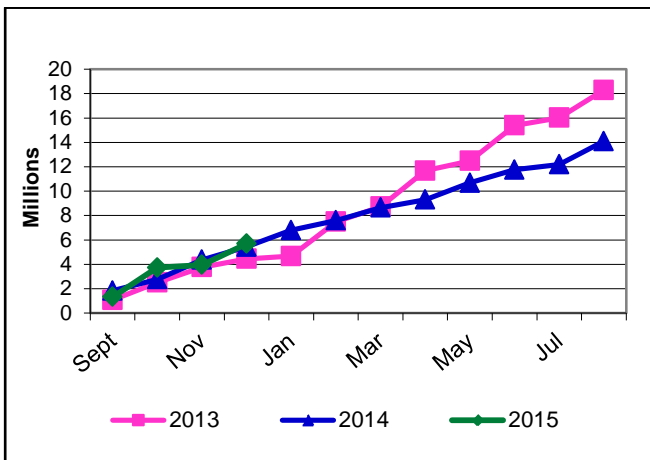


Figure 4: Supplemental Environmental Projects

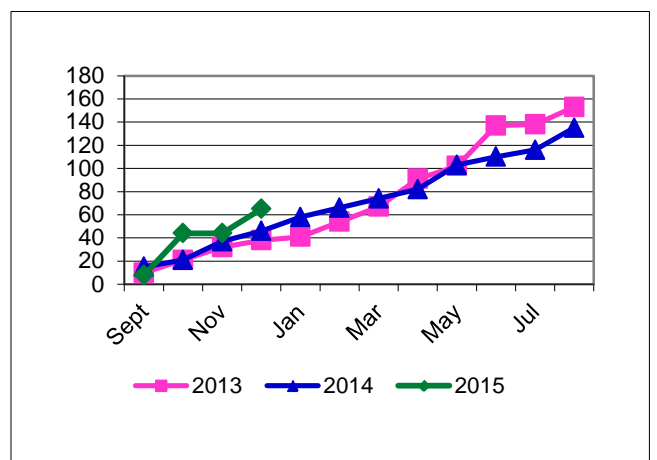


Figure 5: Number of Backlogged Orders

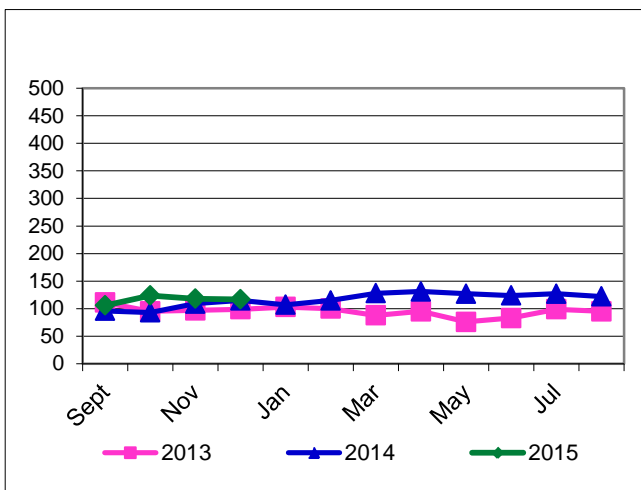


Figure 6: Summary

For fiscal year 2015 through **December**, TCEQ has:

- Issued **6,447** Notices of Violation
- Issued **554** Administrative Orders (see <http://www2.tceq.texas.gov/epic/eenf/>);
- Assessed **\$5,688,653** in administrative penalties; and
- Approved **65** Supplemental Environmental Projects.

Judgments have been received on **14** cases referred by TCEQ to the Attorney General and the AG has **294** TCEQ cases pending. AG actions typically take from 6 months to 5 years from referral to judgment. For a complete list of court orders from TCEQ referrals, go to: <http://www.tceq.state.tx.us/assets/public/compliance/enforcement/penenfac/CourtOrdersIssued.pdf>

**Enforcement Report to the Commission for December 2014
FY15 Year-to-Date Totals**

Programs Summary:

PROGRAMS	Notices of Violation	Effective Orders	Assessed Penalties
AGRICULTURE	13	1	\$4,500
AIR	305	95	\$2,675,902
DAM SAFETY	0	0	\$0
DRY CLEANERS	0	1	\$5,500
INDUSTRIAL & HAZARDOUS WASTE ¹	47	6	\$50,070
MUNICIPAL SOLID WASTE	78	29	\$346,353
OCCUPATIONAL CERTIFICATION	23	7	\$8,117
PETROLEUM STORAGE TANKS	158	140	\$1,123,196
PUBLIC WATER SUPPLY ²	5,249	137	\$272,568
WATER RIGHTS YTD Complaints = 48	102	17	\$10,363
WATER QUALITY ³	410	97	\$976,099
MULTI-MEDIA	62	24	\$215,985
YTD TOTALS	6,447	554	\$5,688,653
FY14 Total for Year	15,865	1,708	\$14,091,165
FY13 Total for Year	13,581	2,182	\$18,284,805

Year-to-Date Summary:

YTD Penalty Summary	
Total Deferred Penalties	\$836,272
Total Penalties to SEP	\$1,271,752
Total Payable Penalties	\$3,580,629
YTD Case Status Summary	
Attorney General (AG) Judgments	14
Pending AG Cases	294
Pending TCEQ Cases	1,305
Backlogged Cases	117
Resolved Cases	61
Orders Being Tracked	1,901

¹ Includes radioactive waste and underground injection control cases

² Includes Notices of Violation based on self-reported data

³ Includes Notices of Violation based on self-reported data