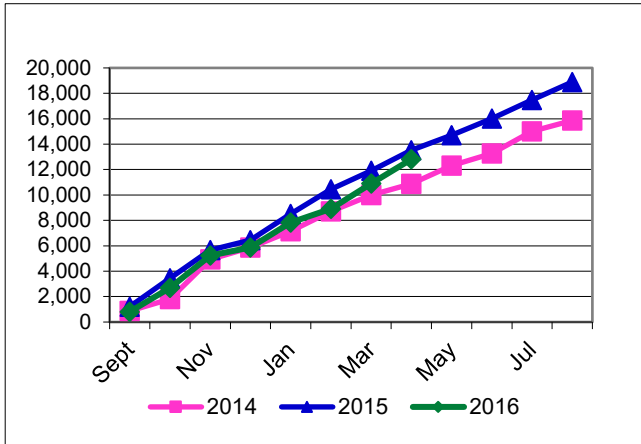
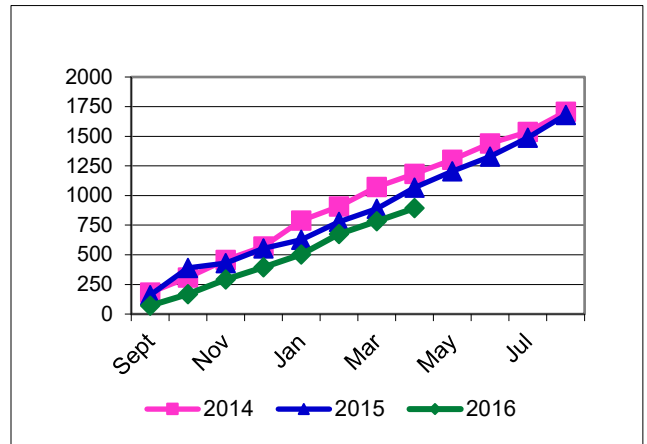


# Enforcement Report to the Commission for April 2016 FY16 Year-to-Date Totals

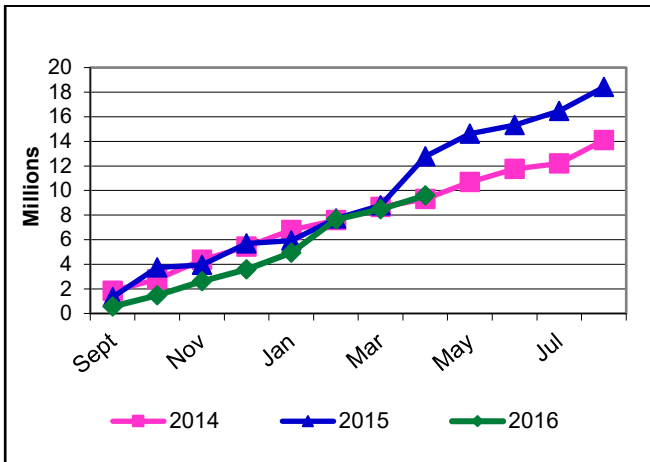
**Figure 1: Number of NOVs**



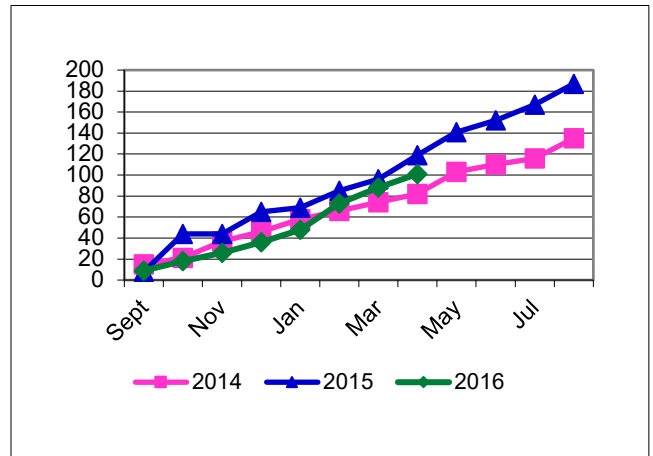
**Figure 2: Number of Effective Orders**



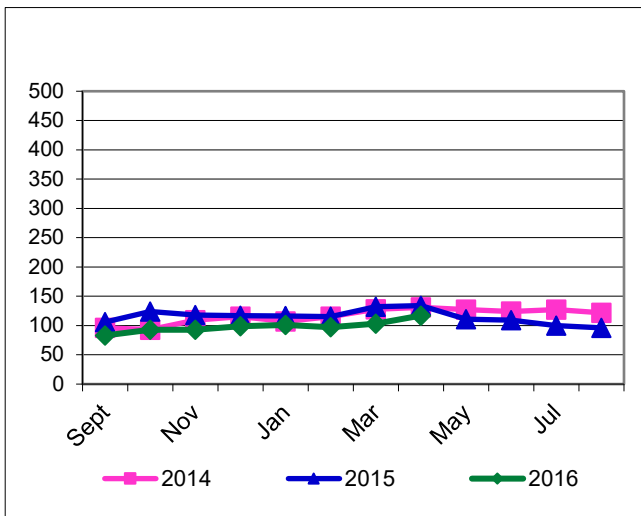
**Figure 3: Assessed Penalties**



**Figure 4: Supplemental Environmental Projects**



**Figure 5: Number of Backlogged Orders**



**Figure 6: Summary**

For fiscal year 2016 through **April**, TCEQ has:

- Issued **12,813** Notices of Violation
- Issued **893** Administrative Orders (see <http://www2.tceq.texas.gov/epic/eenf/>);
- Assessed **\$9,589,855** in administrative penalties; and
- Approved **101** Supplemental Environmental Projects.

Judgments have been received on **14** cases referred by TCEQ to the Attorney General and the AG has **262** TCEQ cases pending. AG actions typically take from 6 months to 5 years from referral to judgment. For a complete list of court orders from TCEQ referrals, go to: <http://www.tceq.state.tx.us/assets/public/compliance/enforcement/penenfac/CourtOrdersIssued.pdf>

## Enforcement Report to the Commission for April 2016 FY16 Year-to-Date Totals

### Programs Summary:

PROGRAMS	Notices of Violation	Effective Orders	Assessed Penalties
AGRICULTURE	35	0	\$0
AIR	703	130	\$4,070,704
DAM SAFETY	0	0	\$0
DRY CLEANERS	0	1	\$750
INDUSTRIAL & HAZARDOUS WASTE <sup>1</sup>	124	16	\$254,955
MUNICIPAL SOLID WASTE	166	38	\$288,167
OCCUPATIONAL CERTIFICATION	49	24	\$22,247
PETROLEUM STORAGE TANKS	561	217	\$1,715,599
PUBLIC WATER SUPPLY <sup>2</sup>	10,150	190	\$197,157
WATER RIGHTS <b>YTD Complaints = 91</b>	60	6	\$5,519
WATER QUALITY <sup>3</sup>	825	220	\$2,259,621
MULTI-MEDIA	140	51	\$775,136
<b>YTD TOTALS</b>	<b>12,813</b>	<b>893</b>	<b>\$9,589,855</b>
<b>FY15 Total for Year</b>	<b>18,893</b>	<b>1,681</b>	<b>\$18,405,038</b>
<b>FY14 Total for Year</b>	<b>15,865</b>	<b>1,708</b>	<b>\$14,091,165</b>

### Year-to-Date Summary:

<b>YTD Penalty Summary</b>	
Total Deferred Penalties	\$1,592,588
Total Penalties to SEP	\$2,108,630
Total Payable Penalties	\$5,888,637
<b>YTD Case Status Summary</b>	
Attorney General (AG) Judgments	14
Pending AG Cases	262
Pending TCEQ Cases	1,287
Backlogged Cases	117
Resolved Cases	120
Orders Being Tracked	2,100

<sup>1</sup> Includes radioactive waste and underground injection control cases

<sup>2</sup> Includes Notices of Violation based on self-reported data

<sup>3</sup> Includes Notices of Violation based on self-reported data