

Enforcement Report to the Commission for February 2016 FY16 Year-to-Date Totals

Figure 1: Number of NOV's

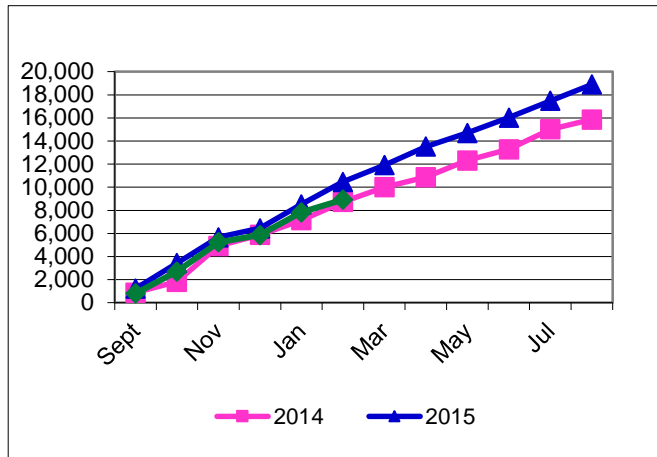


Figure 2: Number of Effective Orders

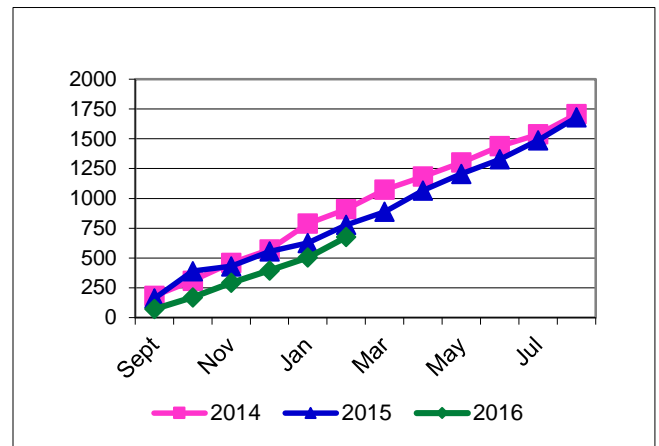


Figure 3: Assessed Penalties

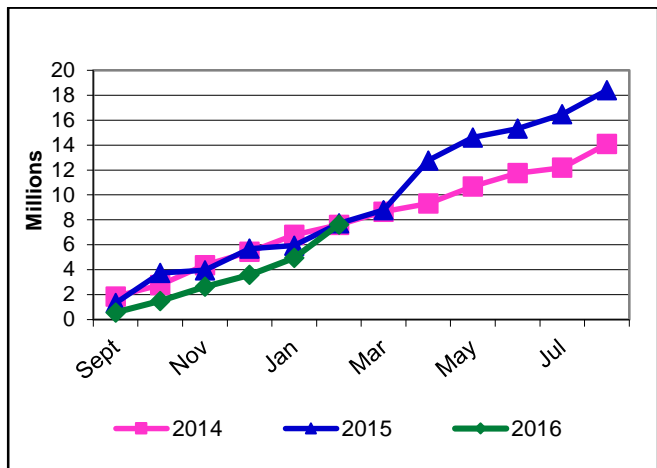


Figure 4: Supplemental Environmental Projects

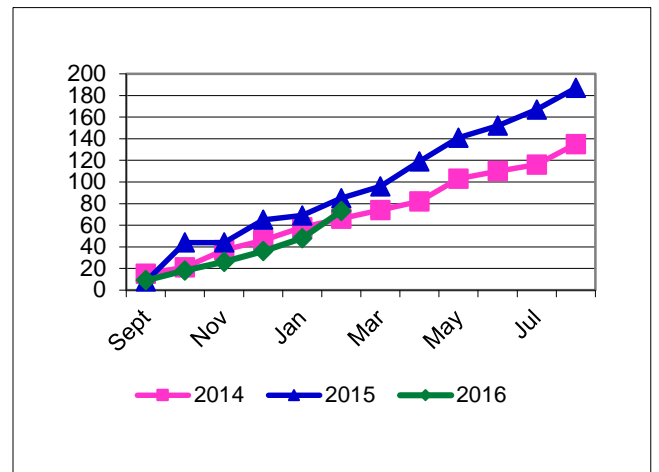


Figure 5: Number of Backlogged Orders

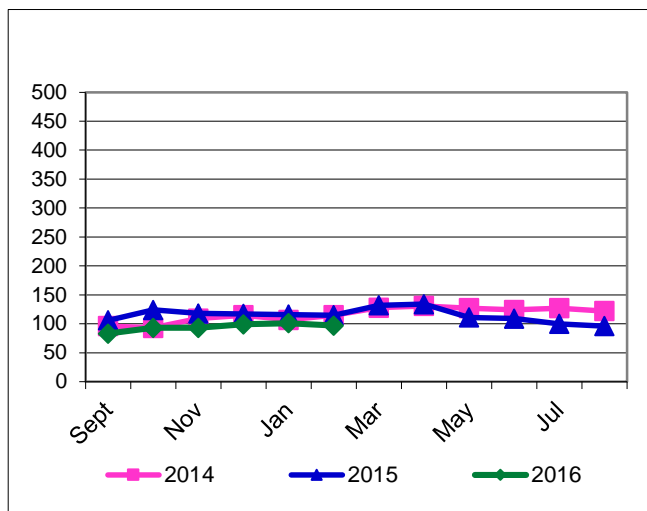


Figure 6: Summary

For fiscal year 2016 through February, TCEQ has:

- Issued **8,916** Notices of Violation
- Issued **675** Administrative Orders (see <http://www2.tceq.texas.gov/epic/eenf/>);
- Assessed **\$7,632,533** in administrative penalties; and
- Approved **73** Supplemental Environmental Projects.

Judgments have been received on **13** cases referred by TCEQ to the Attorney General and the AG has **277** TCEQ cases pending. AG actions typically take from 6 months to 5 years from referral to judgment. For a complete list of court orders from TCEQ referrals, go to: <http://www.tceq.state.tx.us/assets/public/compliance/enforcement/penenfac/CourtOrdersIssued.pdf>

**Enforcement Report to the Commission for February 2016
FY16 Year-to-Date Totals**

Programs Summary:

PROGRAMS	Notices of Violation	Effective Orders	Assessed Penalties
AGRICULTURE	23	0	\$0
AIR	504	90	\$3,329,674
DAM SAFETY	0	0	\$0
DRY CLEANERS	0	0	\$0
INDUSTRIAL & HAZARDOUS WASTE ¹	88	14	\$223,920
MUNICIPAL SOLID WASTE	121	27	\$248,881
OCCUPATIONAL CERTIFICATION	37	17	\$16,435
PETROLEUM STORAGE TANKS	400	169	\$1,360,473
PUBLIC WATER SUPPLY ²	6,998	142	\$155,149
WATER RIGHTS YTD Complaints = 82	60	4	\$4,294
WATER QUALITY ³	591	169	\$1,618,799
MULTI-MEDIA	94	43	\$674,908
YTD TOTALS	8,916	675	\$7,632,533
FY15 Total for Year	18,893	1,681	\$18,405,038
FY14 Total for Year	15,865	1,708	\$14,091,165

Year-to-Date Summary:

YTD Penalty Summary	
Total Deferred Penalties	\$1,296,273
Total Penalties to SEP	\$1,608,708
Total Payable Penalties	\$4,727,552
YTD Case Status Summary	
Attorney General (AG) Judgments	13
Pending AG Cases	277
Pending TCEQ Cases	1,221
Backlogged Cases	97
Resolved Cases	65
Orders Being Tracked	2,154

¹ Includes radioactive waste and underground injection control cases

² Includes Notices of Violation based on self-reported data

³ Includes Notices of Violation based on self-reported data