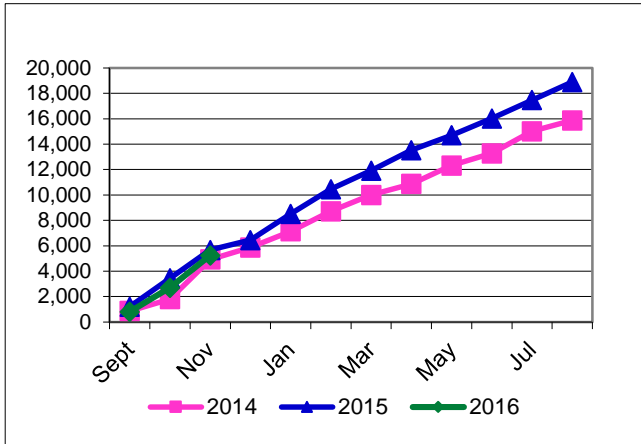
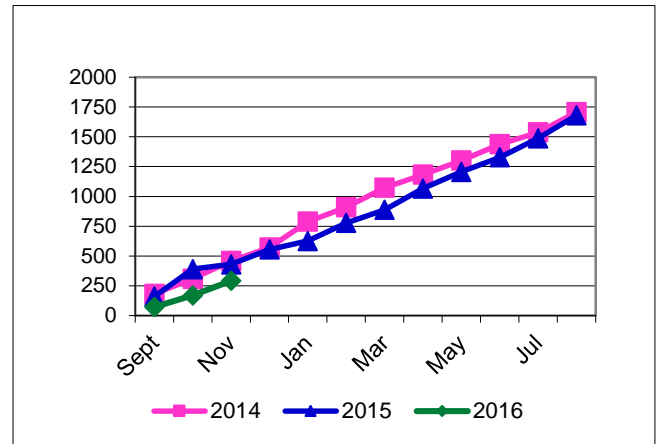


# Enforcement Report to the Commission for November 2015 FY16 Year-to-Date Totals

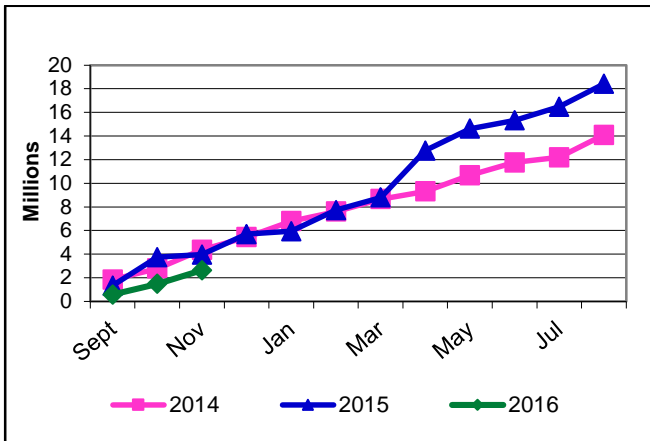
**Figure 1: Number of NOVs**



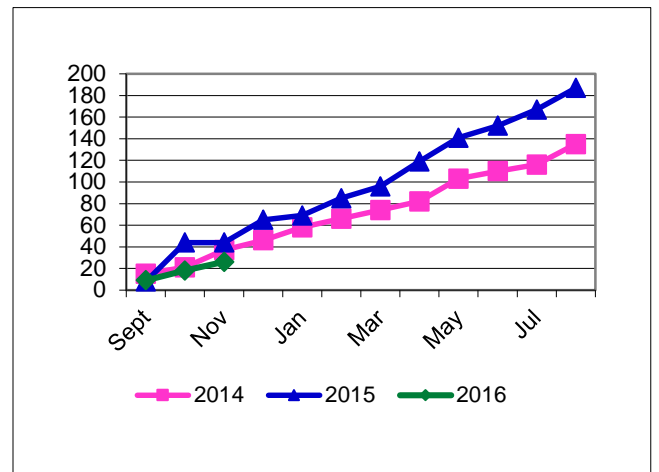
**Figure 2: Number of Effective Orders**



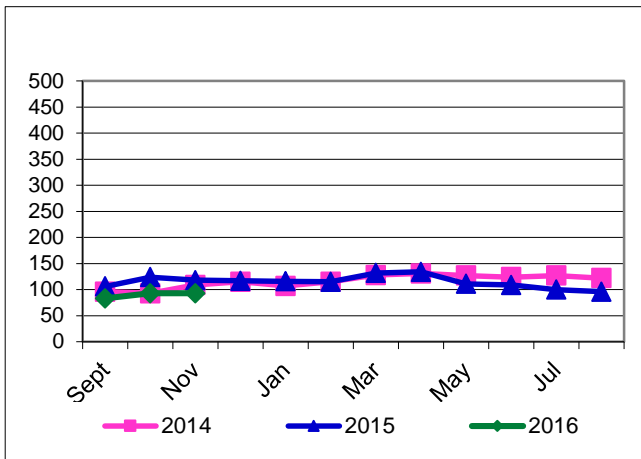
**Figure 3: Assessed Penalties**



**Figure 4: Supplemental Environmental Projects**



**Figure 5: Number of Backlogged Orders**



**Figure 6: Summary**

For fiscal year 2016 through **November**, TCEQ has:

- Issued **5,238** Notices of Violation
- Issued **291** Administrative Orders (see <http://www2.tceq.texas.gov/epic/eenf/>);
- Assessed **\$2,628,037** in administrative penalties; and
- Approved **26** Supplemental Environmental Projects.

Judgments have been received on **5** cases referred by TCEQ to the Attorney General and the AG has **265** TCEQ cases pending. AG actions typically take from 6 months to 5 years from referral to judgment. For a complete list of court orders from TCEQ referrals, go to: <http://www.tceq.state.tx.us/assets/public/compliance/enforcement/penenfac/CourtOrdersIssued.pdf>

**Enforcement Report to the Commission for November 2015  
FY16 Year-to-Date Totals**

**Programs Summary:**

<b>PROGRAMS</b>	<b>Notices of Violation</b>	<b>Effective Orders</b>	<b>Assessed Penalties</b>
AGRICULTURE	8	0	\$0
AIR	233	36	\$860,044
DAM SAFETY	0	0	\$0
DRY CLEANERS	0	0	\$0
INDUSTRIAL & HAZARDOUS WASTE <sup>1</sup>	44	10	\$189,825
MUNICIPAL SOLID WASTE	61	12	\$147,831
OCCUPATIONAL CERTIFICATION	24	11	\$9,797
PETROLEUM STORAGE TANKS	229	78	\$584,490
PUBLIC WATER SUPPLY <sup>2</sup>	4,230	50	\$55,349
WATER RIGHTS <b>YTD Complaints = 49</b>	54	3	\$2,794
WATER QUALITY <sup>3</sup>	304	71	\$568,150
MULTI-MEDIA	51	20	\$209,757
<b>YTD TOTALS</b>	<b>5,238</b>	<b>291</b>	<b>\$2,628,037</b>
<b>FY15 Total for Year</b>	<b>18,893</b>	<b>1,681</b>	<b>\$18,405,038</b>
<b>FY14 Total for Year</b>	<b>15,865</b>	<b>1,708</b>	<b>\$14,091,165</b>

**Year-to-Date Summary:**

<b>YTD Penalty Summary</b>	
Total Deferred Penalties	\$427,067
Total Penalties to SEP	\$392,964
Total Payable Penalties	\$1,808,006
<b>YTD Case Status Summary</b>	
Attorney General (AG) Judgments	5
Pending AG Cases	265
Pending TCEQ Cases	1,286
Backlogged Cases	97
Resolved Cases	40
Orders Being Tracked	1,979

<sup>1</sup> Includes radioactive waste and underground injection control cases

<sup>2</sup> Includes Notices of Violation based on self-reported data

<sup>3</sup> Includes Notices of Violation based on self-reported data