

# Enforcement Report to the Commission for September 2015 FY16 Year-to-Date Totals

Figure 1: Number of NOVs

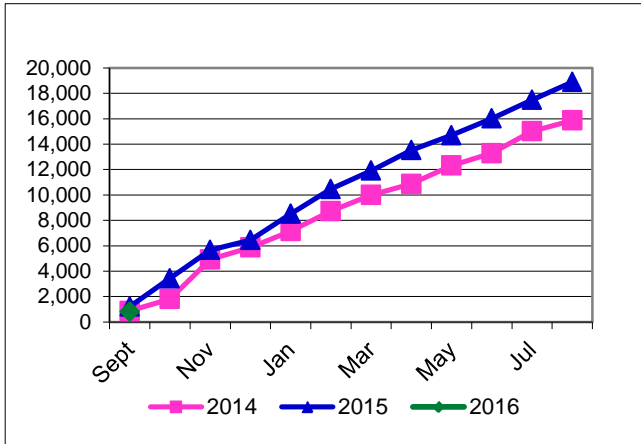


Figure 2: Number of Effective Orders

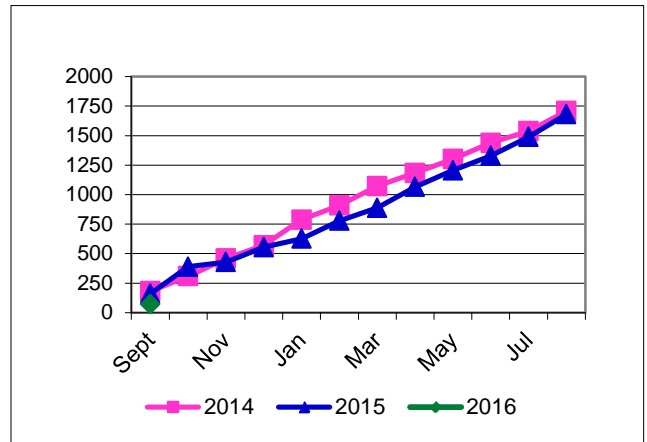


Figure 3: Assessed Penalties

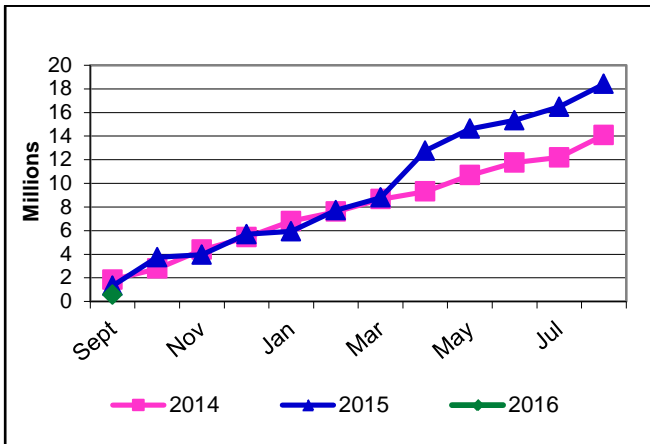


Figure 4: Supplemental Environmental Projects

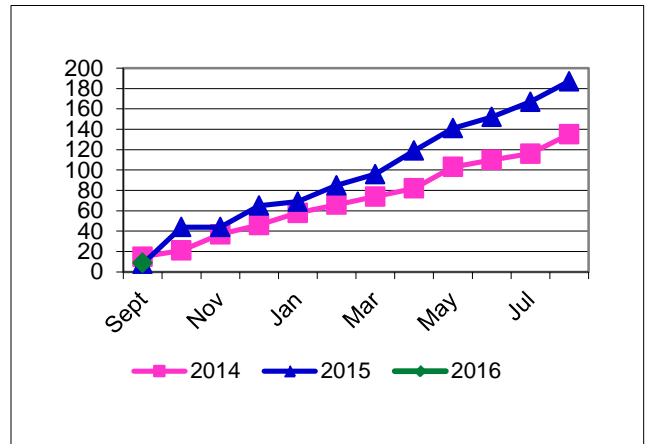


Figure 5: Number of Backlogged Orders

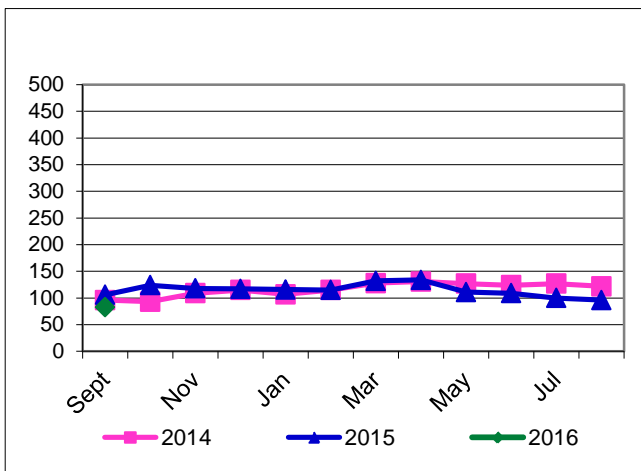


Figure 6: Summary

For fiscal year 2016 through **September**, TCEQ has:

- Issued **809** Notices of Violation
- Issued **71** Administrative Orders (see <http://www2.tceq.texas.gov/epic/eenf/>);
- Assessed **\$566,695** in administrative penalties; and
- Approved **9** Supplemental Environmental Projects.

Judgments have been received on **2** cases referred by TCEQ to the Attorney General and the AG has **266** TCEQ cases pending. AG actions typically take from 6 months to 5 years from referral to judgment. For a complete list of court orders from TCEQ referrals, go to:

<http://www.tceq.state.tx.us/assets/public/compliance/enforcement/penenfac/CourtOrdersIssued.pdf>

**Enforcement Report to the Commission for September 2015  
FY16 Year-to-Date Totals**

**Programs Summary:**

<b>PROGRAMS</b>	<b>Notices of Violation</b>	<b>Effective Orders</b>	<b>Assessed Penalties</b>
AGRICULTURE	0	0	\$0
AIR	46	8	\$104,339
DAM SAFETY	0	0	\$0
DRY CLEANERS	0	0	\$0
INDUSTRIAL & HAZARDOUS WASTE <sup>1</sup>	13	4	\$48,050
MUNICIPAL SOLID WASTE	26	5	\$35,664
OCCUPATIONAL CERTIFICATION	13	4	\$2,654
PETROLEUM STORAGE TANKS	67	24	\$167,993
PUBLIC WATER SUPPLY <sup>2</sup>	509	7	\$9,671
WATER RIGHTS <b>YTD Complaints = 16</b>	24	1	\$750
WATER QUALITY <sup>3</sup>	99	15	\$165,449
MULTI-MEDIA	12	3	\$32,125
<b>YTD TOTALS</b>	<b>809</b>	<b>71</b>	<b>\$566,695</b>
<b>FY15 Total for Year</b>	<b>18,893</b>	<b>1,681</b>	<b>\$18,405,038</b>
<b>FY14 Total for Year</b>	<b>15,865</b>	<b>1,708</b>	<b>\$14,091,165</b>

**Year-to-Date Summary:**

<b>YTD Penalty Summary</b>	
Total Deferred Penalties	\$80,363
Total Penalties to SEP	\$152,405
Total Payable Penalties	\$333,927
<b>YTD Case Status Summary</b>	
Attorney General (AG) Judgments	2
Pending AG Cases	266
Pending TCEQ Cases	1,282
Backlogged Cases	83
Resolved Cases	14
Orders Being Tracked	1,909

<sup>1</sup> Includes radioactive waste and underground injection control cases

<sup>2</sup> Includes Notices of Violation based on self-reported data

<sup>3</sup> Includes Notices of Violation based on self-reported data