

Enforcement Report to the Commission for July 2020 FY20 Year-to-Date Totals

Figure 1: Number of Notices of Violation

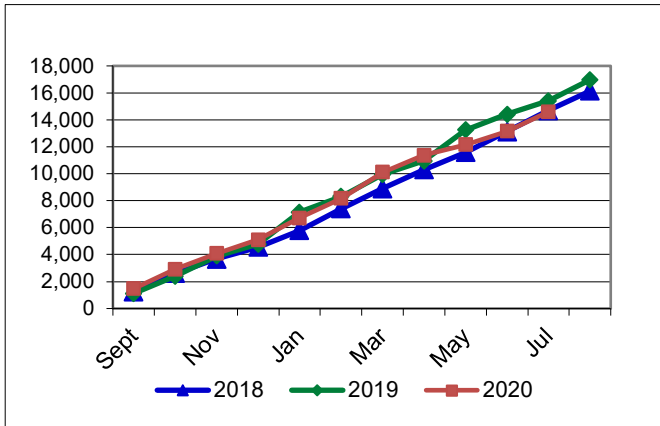


Figure 2: Number of Enforcement Action Referrals

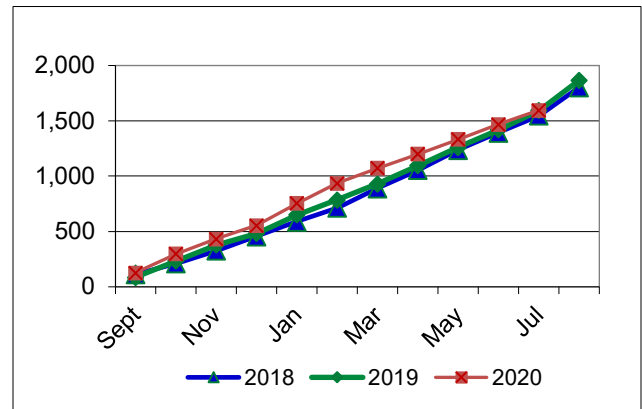


Figure 3: Number of Effective Orders

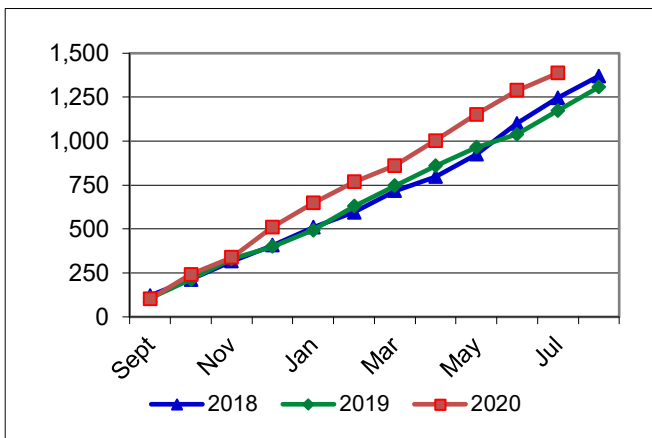


Figure 4: Assessed Penalties

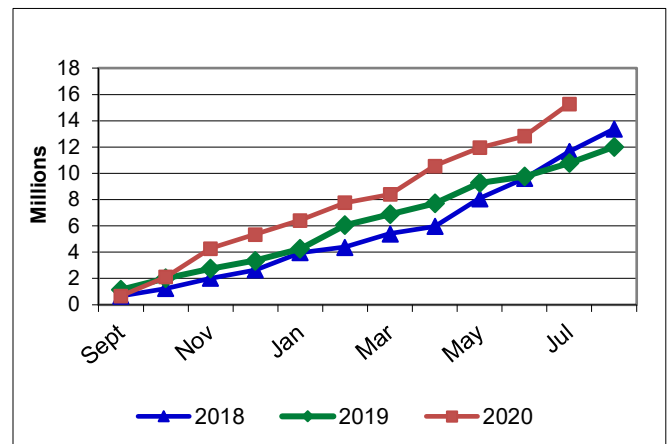


Figure 5: Supplemental Environmental Projects

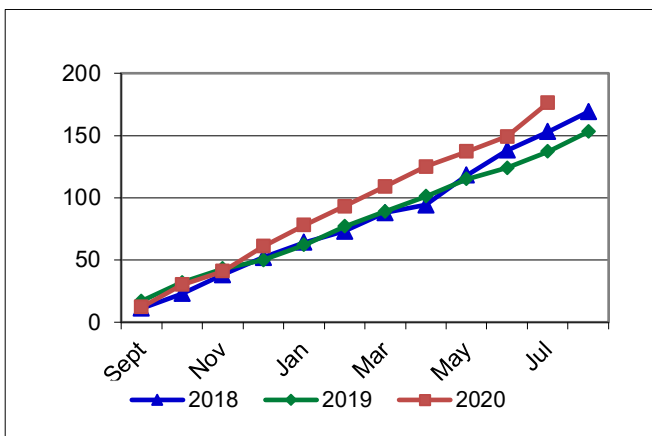


Figure 6: Number of Backlogged Orders

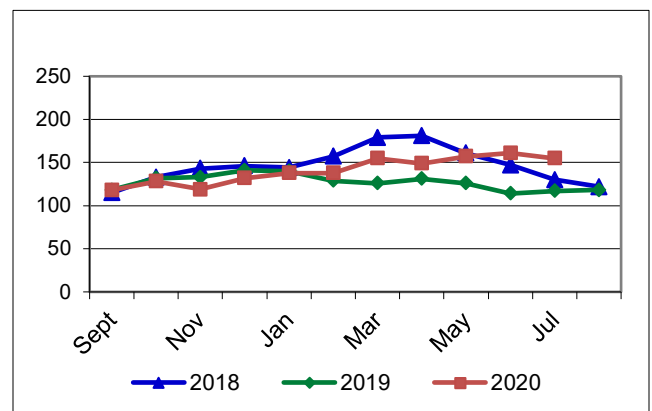


Figure 7: Summary

For fiscal year 2020 through July, TCEQ has issued: **14,602** Notices of Violation, **1,596** Enforcement Action Referrals, **1,387** Effective Orders (see <http://www2.tceq.texas.gov/epic/eenf/>); assessed **\$15,297,981** in administrative penalties; and approved **176** Supplemental Environmental Projects.

Enforcement Report to the Commission for July 2020 FY20 Year-to-Date Totals

Programs Summary:

PROGRAMS	Notices of Violation ¹	Effective Orders	Assessed Penalties
AGRICULTURE	59	6	\$23,603
AIR	928	288	\$7,545,240
DAM SAFETY	0	0	\$0
DRY CLEANERS	226	1	\$2,228
INDUSTRIAL & HAZARDOUS WASTE ²	183	9	\$327,737
MUNICIPAL SOLID WASTE	259	42	\$435,764
OCCUPATIONAL CERTIFICATION	5	12	\$10,736
PETROLEUM STORAGE TANKS	493	319	\$2,665,612
PUBLIC WATER SUPPLY ³	11,024	407	\$457,175
WATER RIGHTS YTD Complaints = 80	2	17	\$59,100
WATER QUALITY ⁴	1,212	233	\$3,125,577
MULTI-MEDIA	258	53	\$645,209
YTD TOTALS	14,602	1,387	\$15,297,981
FY19 Total for Year	16,967	1,307	\$12,015,143
FY18 Total for Year	16,132	1,370	\$13,379,545

Year-to-Date Summary:

YTD Penalty Summary	
Total Deferred Penalties	\$2,626,080
Total Penalties to SEPs	\$3,880,027
Total Payable Penalties	\$8,791,874
YTD Case Status Summary	
Attorney General (AG) Judgments	16
Pending AG Cases ⁵	206
Pending TCEQ Cases	1,441
Backlogged Cases	155
Resolved Cases	121
Orders Being Tracked	2,117

¹ The YTD Total represents NOV letters issued for all programs. Each NOV letter may include violations from more than one program (i.e. Aggregate Production Operation and Water Quality violations may appear in the same NOV letter).

² Includes radioactive waste and underground injection control cases

³ Includes Notices of Violation based on self-reported data

⁴ Includes Notices of Violation based on self-reported data

⁵ Active TCEQ AG Enforcement Cases attached