

# Annual Enforcement Report

---

*Fiscal Year 2020*

## Part One: Report and Tables



Enforcement Division  
Office of Compliance and Enforcement  
Texas Commission on Environmental Quality

**November 2020**

The electronic annual enforcement report is available on the TCEQ's Web Page at <https://www.tceq.texas.gov/compliance/enforcement/enforcement-reports/annenfreport.html>

# Contents

<b>INTRODUCTION .....</b>	<b>VI</b>
<b>GLOSSARY OF ABBREVIATIONS FOR PROGRAMS .....</b>	<b>VII</b>
<b>EXECUTIVE SUMMARY .....</b>	<b>VIII</b>
<b>CHAPTER 1 : THE ENVIRONMENTAL TOOLBOX.....</b>	<b>1-1</b>
EVENT COORDINATION AND EDUCATION ACTIVITIES.....	1-1
ASSISTANCE TO SMALL BUSINESSES AND LOCAL GOVERNMENTS.....	1-2
<i>Table 1-1: Small Business and Local Government Assistance Activities .....</i>	<i>1-3</i>
<i>Figure 1-1: Total Number of Site Visits.....</i>	<i>1-3</i>
INVESTIGATIONS AND ENFORCEMENT POLICY .....	1-4
<i>Figure 1-2: Total Investigations by FY .....</i>	<i>1-6</i>
<i>Figure 1-3: Complaint Investigations by FY .....</i>	<i>1-6</i>
<i>Figure 1-4: Notices of Violation Issued by FY.....</i>	<i>1-7</i>
<i>Figure 1-5: Summary of Texas Environmental Health and Safety Audit Privilege Act Statistics .....</i>	<i>1-8</i>
<i>Table 1-2: Percent of Facilities Inspected that were in Compliance .....</i>	<i>1-9</i>
<b>CHAPTER 2 : DOLLARS AND SENSE .....</b>	<b>2-1</b>
<i>Figure 2-1: Total Number of Administrative Orders Issued by FY .....</i>	<i>2-1</i>
<i>Figure 2-2: Total Number of Administrative Orders Issued by Media and FY.....</i>	<i>2-2</i>
<i>Table 2-1: Summary of Administrative Penalty Amounts and SEPs by FY .....</i>	<i>2-3</i>
<i>Figure 2-3: Penalties and SEP Costs in Administrative Orders by FY .....</i>	<i>2-3</i>
<i>Table 2-2: Civil Judgment Penalty Amounts by FY .....</i>	<i>2-5</i>
<b>CHAPTER 3 : THE CRIMINAL ELEMENT.....</b>	<b>3-1</b>
TEXAS ENVIRONMENTAL ENFORCEMENT TASK FORCE (THE “TASK FORCE”) .....	3-1
CRIMINAL INVESTIGATIONS .....	3-1
<i>Table 3-1: Summary of Criminal Investigation Information by FY.....</i>	<i>3-2</i>
<b>CHAPTER 4 : COMPARATIVE ANALYSIS OF PERFORMANCE .....</b>	<b>4-1</b>
COMPARISON OF ORDERS ISSUED BY MEDIA TYPE .....	4-1
<i>Figure 4-1: Percent of Orders Issued by Media Type in FY 2020 .....</i>	<i>4-1</i>
COMPARISON OF ORDERS ISSUED BY INDUSTRY TYPE .....	4-2
<i>Figure 4-2: Percent of Industry Types with Orders Issued in FY 2020.....</i>	<i>4-2</i>
<i>Figure 4-3: Percent of Industry Types with Previous Orders .....</i>	<i>4-3</i>

<i>Figure 4-4: Percent of Industry Types with Same or Similar Violations</i> .....	4-4
COMPARISON OF ORDERS ISSUED BY LEGAL ENTITY SIZE .....	4-5
<i>Figure 4-5: Size of Legal Entities with Administrative Orders and Civil Judgments Issued in FY 2020</i> .....	4-5
COMPARISON OF CITATIONS IN ORDERS ISSUED .....	4-6
<i>Table 4-1: Percent of Citations in Orders Issued in FY 2020</i> .....	4-7
<i>Figure 4-6: Percent of Most Frequently Cited Rules or Statutes by Media</i> .....	4-8
COMPLIANCE HISTORY PROGRAM .....	4-8
<i>Figure 4-7: Severity of Violations Included in Orders Issued in FY 2020</i> .....	4-9
<b>CHAPTER 5 : ASSESSMENT OF EMISSIONS EVENTS</b> .....	<b>5-1</b>
BACKGROUND .....	5-1
TOTAL NUMBER OF REPORTED INCIDENTS .....	5-1
<i>Figure 5-1: Total Number of Incidents Reported Statewide</i> .....	5-1
<i>Table 5-1: Total Number of Incidents Reported Statewide under 30 TAC Chapter 101, Subchapter F</i> .....	5-2
<i>Table 5-2: Total Number of Incidents Reported by Industry Classification under 30 TAC Chapter 101, Subchapter F</i> .....	5-3
TOTAL QUANTITY OF EMISSIONS .....	5-4
<i>Figure 5-2: Total Quantity of Emissions Reported Statewide</i> .....	5-4
<i>Table 5-3: Total Quantity of Emissions (in pounds) Reported statewide under 30 TAC Chapter 101, Subchapter F</i> .....	5-5
TOP CONTRIBUTING AIR CONTAMINANTS.....	5-6
<i>Figure 5-3: Top Contributing Air Contaminants Reported Statewide</i> .....	5-6
<i>Table 5-4: Total Quantity of Air Contaminants (in pounds) Reported Statewide under 30 TAC Chapter 101, Subchapter F</i> .....	5-7
TOTAL QUANTITY OF CONTAMINANTS BY INDUSTRY CLASSIFICATION .....	5-7
<i>Figure 5-4: Quantity of Contaminants by Industrial Classification</i> .....	5-8
<i>Table 5-5: Total Quantity of Air Contaminants (in pounds) by NAICS Code Reported Statewide under 30 TAC Chapter 101, Subchapter F</i> .....	5-9
INCIDENT INVESTIGATIONS.....	5-10
<i>Figure 5-5: Incident Investigations</i> .....	5-10
<i>Table 5-6: Agency Response to Incidents Reported under 30 TAC Chapter 101, Subchapter F</i> .....	5-11
EMISSIONS EVENTS INVESTIGATIONS BY REGION .....	5-12
<i>Table 5-7: Total Number of EE Incidents Reported Statewide under 30 TAC Chapter 101, Subchapter F</i> .....	5-13
<i>Table 5-8: Agency Investigations of EEs under 30 TAC 101, Subchapter F</i> .....	5-14
EXCESSIVE EMISSIONS EVENTS.....	5-14

<i>Figure 5-7: Excessive Determinations and CAPs</i> .....	5-15
<i>Table 5-9: Excessive EE Determinations and CAPs under 30 TAC Chapter 101, Subchapter F</i> .....	5-16
<b>CHAPTER 6 : AGGREGATE PRODUCTION OPERATIONS</b> .....	<b>6-1</b>
TRAINING PROGRAM.....	6-1
NUMBER AND GENERAL LOCATION OF REGISTERED FACILITIES .....	6-1
<i>Table 6-1: Registered APOs per Region</i> .....	6-2
INVESTIGATIONS AND RESULTS .....	6-3
<i>Table 6-2: APO Comprehensive Compliance Investigations by Region</i> .....	6-3
<i>Table 6-3: Investigation and Enforcement History</i> .....	6-4
<b>CHAPTER 7 : TIER II CHEMICAL REPORTING PROGRAM</b> .....	<b>7-1</b>
TEXAS TIER II CHEMICAL REPORTING PROGRAM AND LOCAL EMERGENCY PLANNING COMMITTEE (LEPC) GRANT PROGRAM .....	7-1
<b>CHAPTER 8 : RESULTS OF ENFORCEMENT ACTIONS</b> .....	<b>8-1</b>
<i>Figure 8-1: Impact Analysis of Administrative Orders and Civil Judgments</i> .....	8-2
<i>Figure 8-2: Results of Administrative Orders and Civil Judgments – Permitting and Process Changes</i> .....	8-3
<i>Figure 8-3: Results of Administrative Orders and Civil Judgments – Clean Up, Monitoring, and Recordkeeping Requirements</i> .....	8-4
<i>Table 8-1: Top 25 Estimated Pollutant Reductions from Orders Issued</i> .....	8-5
<b>TABLES DESCRIPTIONS</b> .....	<b>T-1</b>
<i>Table T-1A: Total Investigations Conducted FY 2020 (9/1/2019 – 8/31/2020)</i> .....	T-3
<i>Table T-1B: On-site Investigations Conducted FY 2020 (9/1/2019 – 8/31/2020)</i> .....	T-4
<i>Table T-2A: Total Investigations Conducted FY 2019 (9/1/2018 – 8/31/2019)</i> .....	T-5
<i>Table T-2B: On-site Investigations Conducted FY 2019 (9/1/2018 – 8/31/2019)</i> .....	T-6
<i>Table T-3A: Total Investigations Conducted FY 2018 (9/1/2017 – 8/31/2018)</i> .....	T-7
<i>Table T-3B: On-site Investigations Conducted FY 2018 (9/1/2017 – 8/31/2018)</i> .....	T-8
<i>Table T-4A: Total Investigations Conducted FY 2017 (9/1/2016 – 8/31/2017)</i> .....	T-9
<i>Table T-4B: On-site Investigations Conducted FY 2017 (9/1/2016 – 8/31/2017)</i> .....	T-10
<i>Table T-5A: Total Investigations Conducted FY 2016 (9/1/2015 – 8/31/2016)</i> .....	T-11
<i>Table T-5B: On-site Investigations Conducted FY 2016 (9/1/2015 – 8/31/2016)</i> .....	T-12
<i>Table T-6A: Total Investigations Conducted FY 2015 (9/1/2014 – 8/31/2015)</i> .....	T-13
<i>Table T-6B: On-site Investigations Conducted FY 2015 (9/1/2014 – 8/31/2015)</i> .....	T-14
<i>Table T-7: Complaint Investigations, FY 2020 (9/1/2019 – 8/31/2020)</i> .....	T-15
<i>Table T-8: Complaint Investigations, FY 2019 (9/1/2018 – 8/31/2019)</i> .....	T-16

<i>Table T-9: Complaint Investigations, FY 2018 (9/1/2017 – 8/31/2018)</i> .....	T-17
<i>Table T-10: Complaint Investigations, FY 2017 (9/1/2016 – 8/31/2017)</i> .....	T-18
<i>Table T-11: Complaint Investigations, FY 2016 (9/1/2015 – 8/31/2016)</i> .....	T-19
<i>Table T-12: Complaint Investigations, FY 2015 (9/1/2014 – 8/31/2015)</i> .....	T-20
<i>Table T-13: Notices of Violation Issued (Mailed) FY 2020 (9/1/2019 – 8/31/2020) from Regional Offices</i> .....	T-21
<i>Table T-14: Notices of Violation Issued (Mailed) FY 2019 (9/1/2018 – 8/31/2019) from Regional Offices</i> .....	T-22
<i>Table T-15: Notices of Violation Issued (Mailed) FY 2018 (9/1/2017 – 8/31/2018) from Regional Offices</i> .....	T-23
<i>Table T-16: Notices of Violation Issued (Mailed) FY 2017 (9/1/2016 – 8/31/2017) from Regional Offices</i> .....	T-24
<i>Table T-17: Notices of Violation Issued (Mailed) FY 2016 (9/1/2015 – 8/31/2016) from Regional Offices</i> .....	T-25
<i>Table T-18: Notices of Violation Issued (Mailed) FY 2015 (9/1/2014 – 8/31/2015) from Regional Offices</i> .....	T-26
<i>Table T-19: Notices of Violation Issued (Mailed) FY 2020 (9/1/2019 – 8/31/2020) from Central Office</i> .....	T-27
<i>Table T-20: Notices of Violation Issued (Mailed) FY 2019 (9/1/2018 – 8/31/2019) from Central Office</i> .....	T-28
<i>Table T-21: Notices of Violation Issued (Mailed) FY 2018 (9/1/2017 – 8/31/2018) from Central Office</i> .....	T-29
<i>Table T-22: Notices of Violation Issued (Mailed) FY 2017 (9/1/2016 – 8/31/2017) from Central Office</i> .....	T-30
<i>Table T-23: Notices of Violation Issued (Mailed) FY 2016 (9/1/2015 – 8/31/2016) from Central Office</i> .....	T-31
<i>Table T-24: Notices of Violation Issued (Mailed) FY 2015 (9/1/2014 – 8/31/2015) from Central Office</i> .....	T-32
<i>Table T-25: Summary of Administrative Orders Issued FY 2020</i> .....	T-33
<i>Table T-26: Summary of Administrative Orders Issued FY 2019</i> .....	T-34
<i>Table T-27: Summary of Administrative Orders Issued FY 2018</i> .....	T-35
<i>Table T-28: Summary of Administrative Orders Issued FY 2017</i> .....	T-36
<i>Table T-29: Summary of Administrative Orders Issued FY 2016</i> .....	T-37
<i>Table T-30: Summary of Administrative Orders Issued FY 2015</i> .....	T-38
<i>Table T-31: Summary of Civil Judgments Issued FY 2020</i> .....	T-39
<i>Table T-32: Summary of Civil Judgments Issued FY 2019</i> .....	T-40
<i>Table T-33: Summary of Civil Judgments Issued FY 2018</i> .....	T-41
<i>Table T-34: Summary of Civil Judgments Issued FY 2017</i> .....	T-42
<i>Table T-35: Summary of Civil Judgments Issued FY 2016</i> .....	T-43
<i>Table T-36: Summary of Civil Judgments Issued FY 2015</i> .....	T-44

# Appendices

Appendix 1: List of Administrative Orders Issued During FY 2020

Appendix 2: Description of Supplemental Environmental Projects Approved in FY 2020

Appendix 3: List of Administrative Orders Issued During FY 2019

Appendix 4: Description of Supplemental Environmental Projects Approved in FY 2019

Appendix 5: List of Administrative Orders Issued During FY 2018

Appendix 6: Description of Supplemental Environmental Projects Approved in FY 2018

Appendix 7: List of Administrative Orders Issued During FY 2017

Appendix 8: Description of Supplemental Environmental Projects Approved in FY 2017

Appendix 9: List of Administrative Orders Issued During FY 2016

Appendix 10: Description of Supplemental Environmental Projects Approved in FY 2016

Appendix 11: List of Administrative Orders Issued During FY 2015

Appendix 12: Description of Supplemental Environmental Projects Approved in FY 2015

Appendix 13: List of Court Orders Issued During FY 2020

Appendix 14: List of Court Orders Issued During FY 2019

Appendix 15: List of Court Orders Issued During FY 2018

Appendix 16: List of Court Orders Issued During FY 2017

Appendix 17: List of Court Orders Issued During FY 2016

Appendix 18: List of Court Orders Issued During FY 2015

Appendix 19: Description of Criminal Convictions Obtained in FY 2020

Appendix 20: Description of Criminal Convictions Obtained in FY 2019

Appendix 21: Description of Criminal Convictions Obtained in FY 2018

Appendix 22: Description of Criminal Convictions Obtained in FY 2017

Appendix 23: Description of Criminal Convictions Obtained in FY 2016

Appendix 24: Description of Criminal Convictions Obtained in FY 2015

# Introduction

The TCEQ is the State's primary and comprehensive environmental regulatory agency. Its mission is to protect our State's precious human and natural resources consistent with sustainable economic development. The agency regulates almost 723,000 public and private facilities and/or individuals in Texas that affect, or have the potential to significantly affect, the environment. The goal of the agency is clean air, clean water, and the safe management of waste.

Pursuant to Texas Water Code (TWC) Section 5.126<sup>1</sup>, the Texas Commission on Environmental Quality (TCEQ or Commission) is required to prepare, by December 1 each year, a report of enforcement actions for each type of regulatory program. The report includes statistical indicators including the number of investigations, number of Notices of Violation (NOVs) issued, number of enforcement actions, type of enforcement actions, amount of penalties assessed, deferred, or collected; and any other information the Commission determines is relevant. The report also includes a comparison of the TCEQ's enforcement actions for each of the preceding five fiscal years. Additionally, the Commission is required to conduct a comparative analysis of data evaluating the performance, over time, of the Commission and of entities regulated by the Commission, and conduct an assessment of Emissions Events (EEs) and actions taken by the Commission in response to the EEs, the registration and investigation activities of certain Aggregate Production Operations (APOs), and the Texas Tier II Chemical Reporting Program.

This report, the 24<sup>th</sup> of its kind, includes information from fiscal years 2015-2020.

---

<sup>1</sup> The Annual Enforcement Report has changed over the years to address legislative requirements. These changes occurred during:

The 75th Legislative Session, House Bills (HB) 1133 and 1367 added Section (§) 5.123 (now § 5.126) to the TWC;

The 77th Legislative Session added requirements in TWC § 5.756 and re-codified TWC § 5.123 as § 5.126.

The Legislature also added a requirement in Texas Health and Safety Code (THSC) § 382.0215 to assess Emissions Events (EEs), including actions taken by the Commission in response to the EEs.

The 82nd Legislative Session added Chapter 28A to the TWC;

The 84th Legislative Session transferred the Texas Tier II Chemical Reporting Program from the Texas Department of State Health Services to the TCEQ pursuant to HB 942.

## **Glossary of Abbreviations for Programs**

AGRI = water quality facilities such as dairies and concentrated animal feeding operations

AIR or AQ = air quality

APO = aggregate production operation

DC = dry cleaner

EA = Edwards Aquifer

ER = emergency response

IHW, IHWNP or IHWHL = industrial and hazardous waste

MSW = municipal solid waste, including landfills, tires, medical waste, and used oil/filter facilities

OC or OL = occupational certification/licensing

OSSF = on-site sewage facility

PST = petroleum storage tank

PWS = public water supply

RAD = radioactive material disposal, including low level radioactive waste and non-oil and gas exploration naturally occurring radioactive material waste disposal

TAC = Texas Administrative Code

TRII = Tier II

UIC = underground injection control

WQ = water quality, including domestic and industrial wastewater treatment plants, stormwater, and sludge use operations (beneficial use sites and transporters)

WR, WRHL or WATERIGHT = water rights diversion and pumping

WWA = wastewater agriculture, such as dairies and concentrated animal feeding operations

MM = multi-media - any combination of the above



# **Annual Enforcement Report**

## **Fiscal Year 2020**

### **Executive Summary**

Fiscal Year (FY) 2020 was a year of significant accomplishments for the TCEQ. Enforcement efforts resulted in 1,528 administrative orders issued with over \$10 million to be paid as penalties and over \$4.2 million to be expended for Supplemental Environmental Projects (SEPs). These amounts include an administrative order for which stipulated penalties were collected during FY 2020. There were an additional 18 civil judgments issued through representation by the Texas Office of the Attorney General (OAG) that resulted in over \$2.3 million in civil penalties were assessed by the courts.

**Compliance Assistance:** The agency's efforts to provide assistance to the regulated community resulted in helping more than 66,000 Texas small businesses and local governments, by keeping them informed about changes and trends in environmental regulations to help them comply. Additionally, TCEQ provided compliance assistance and technical information to over 3,700 people through agency-sponsored seminars and workshops.

**Investigations and Enforcement:** The agency conducted over 108,000 routine investigations, including 4,614 complaint investigations. Over 16,000 NOVs were issued as a result of the agency's compliance monitoring activities.

The voluntary environmental self-audit program resulted in the receipt, evaluation, and response to over 2,400 Notices of Intent to Audit and almost 1,900 Disclosures of Violation. Those who comply with the conditions of the Texas Environmental, Health, and Safety Audit Privilege Act may qualify for immunity from penalties if swift compliance is achieved.

Along with the agency's administrative and civil enforcement authorities, the TCEQ also partners with the Texas Environmental Enforcement Task Force to pursue criminal enforcement. The agency participated in six search warrants and finalized nine cases with convictions against 10 individuals and three corporations. The finalized cases included nine felony counts and eight misdemeanor counts. These cases resulted in over \$16,000 in criminal fines, 12 years of community supervision, 183 days of confinement, and \$31,963 in restitution.

**Comparative Analysis of Performance:** The number of administrative orders/civil judgments issued were predominantly in the water program (753 orders or 49%). Of the 1,477 regulated

entities that were issued civil judgments and administrative orders, 482 (33%) had previous enforcement orders and 455 (31%) had previous violations that were the same or similar over the past five years.

The industry types for regulated entities with the highest percentage of administrative orders and civil judgments issued in FY 2020 were Water Supply and Irrigation Systems (20%), Gasoline with Convenience Stores (17%), Sewage Treatment Facilities (8%), New Single-Family Housing Construction (2%), Plumbing, Heating, and Air-Conditioning Contractors (2%), and Lessors of Other Real Estate Property (2%).

The industry types for regulated entities with the highest percentage of previous orders issued included Water Supply and Irrigation Systems (32%), Gasoline Stations with Convenience Stores (12%), Sewage Treatment Facilities (9%), Basic Organic Chemical Manufacturing (5%), Petroleum Refineries (3%), Plastics Material and Resin Manufacturing (3%), Natural Gas Liquid Extraction (3%), and Petrochemical Manufacturing (2%).

The industry types for regulated entities with the highest percentage of same or similar violations in prior enforcement orders included Water Supply and Irrigation Systems (30%), Gasoline Stations with Convenience Stores (14%), Sewage Treatment Facilities (7%), Petroleum Refineries (5%), Basic Organic Chemical Manufacturing (4%), Plastic Material and Resin Manufacturing (4%), Natural Gas Liquid Extraction (4%), Petrochemical Manufacturing (3%), and New Single-Family Housing Construction (2%).

Emissions Events: The overall number of incidents reported decreased 17% from FY 2019 to FY 2020. Decreases occurred for EEs, Scheduled Maintenance, and Excess Opacity, while a slight increase occurred for Scheduled Startup and Scheduled Shutdown. The following North American Industrial Classification System (NAICS) sectors reported the highest number of incidents: 211111 (Crude Petroleum and Natural Gas Extraction), 211112 (Natural Gas Liquid Extraction), and 325199 (Basic Organic Chemical Manufacturing). There were over 4,000 incident investigations conducted in FY 2020. The reported quantity of emissions decreased by 39% from FY 2019 to FY 2020.

Aggregate Production Operations: In FY 2020, the TCEQ completed 1,288 APO surveys and 353 inspections were conducted. There were 157 NOVs issued and 24 Notices of Enforcement (NOEs) issued. In addition, 27 administrative orders were issued with \$172,499 to be paid as penalties.

Tier II Chemical Reporting Program: The Tier II Chemical Reporting Program was transferred from the Texas Department of State Health Services to the TCEQ on September 1, 2015. On March 1, 2019, the Tier II Program finished its fifth annual reporting period at the TCEQ with over 81,000 chemical inventory reports received from the regulated community and over \$1 million in fees collected.

The Tier II Program initiated compliance actions to correct report deficiencies for almost 500 reports with 1,446 facilities that either submitted partial or incorrect information. TCEQ conducted 595 on-site Tier II investigations including 20 at ammonium nitrate storage facilities.

Results of Enforcement Actions: Enforcement orders resulted in over 221 million pounds of pollutants eliminated, reduced, or the routes of exposure reduced, and an estimated cost of more than \$67 million to achieve compliance.

# **Chapter 1 : The Environmental Toolbox**

The TCEQ approaches enforcement as a tool among many available to protect the environment and people while addressing key environmental issues. The agency pursues strong and vigorous enforcement, used within an overall strategy for achieving maximum compliance. The TCEQ uses a broad range of tools to enable and require businesses and governments, large and small, to comply with environmental rules. These tools include on-site and off-site facility assistance, small business and local government assistance, general education events, regulatory workshops, publications and guidance documents, telephone hotlines, and the agency's expansive internet site, as well as traditional investigations and enforcement.

## **Event Coordination and Education Activities**

The TCEQ also provides educational opportunities and technical assistance through coordinated workshops, seminars, and educational events. However, response to COVID-19 resulted in a nearly complete shutdown of seminars, workshops, and public outreach opportunities beginning in the third quarter of FY 2020. The TCEQ was able to transition some events, such as the Public Drinking Water Conference, to a virtual platform. Others, such as the annual Environmental Trade Fair and Conference were canceled. During FY 2020, 30 agency-sponsored seminars provided technical information and assistance to over 3,700 attendees, in person and virtually.

### **TCEQ-Sponsored Seminars**

- State of the Bay Symposium
- Emissions Inventory Seminar
- Autumn Environmental Conference and Expo
- Public Drinking Water Conference
- Tier II Chemical Reporting Training (26 events)

Additionally, TCEQ sponsors the Take Care of Texas program which provides Texans simple actionable tips to conserve water and keep it clean, keep the air clean, and reduce waste. Despite COVID-19, the program garnered more than 2,100 pledges to Take Care of Texas, and the Public Service Announcement produced this summer was viewed more than 75,000 times across social media platforms.

## **Assistance to Small Businesses and Local Governments**

The TCEQ annually reaches at least 66,000 Texas small businesses and local governments, keeping them informed about changes and trends in environmental regulations to help them comply. In FY 2020, this overall figure included 6,630 direct requests for assistance from small business and local government customers. TCEQ staff also presented compliance information to small businesses and/or local governments at workshops and webinars with 1,355 attendees. All this assistance focuses on up-to-date information that ultimately helps the regulated community understand environmental rules and how to comply with those rules.

The TCEQ's EnviroMentor program matches participating small businesses and local governments with dedicated environmental professionals who volunteer their time and expertise to help these small entities achieve compliance. In FY 2020, this group tallied 303 volunteer hours and helped 19 small businesses or governments.

During FY 2020, the Site Visit program, utilizing a grant from EPA, conducted 25 comprehensive site assessments at potentially abandoned petroleum storage tank facilities in the counties impacted by Hurricane Harvey to determine whether a release had occurred. Cleanups were initiated at four facilities and completed at two facilities.

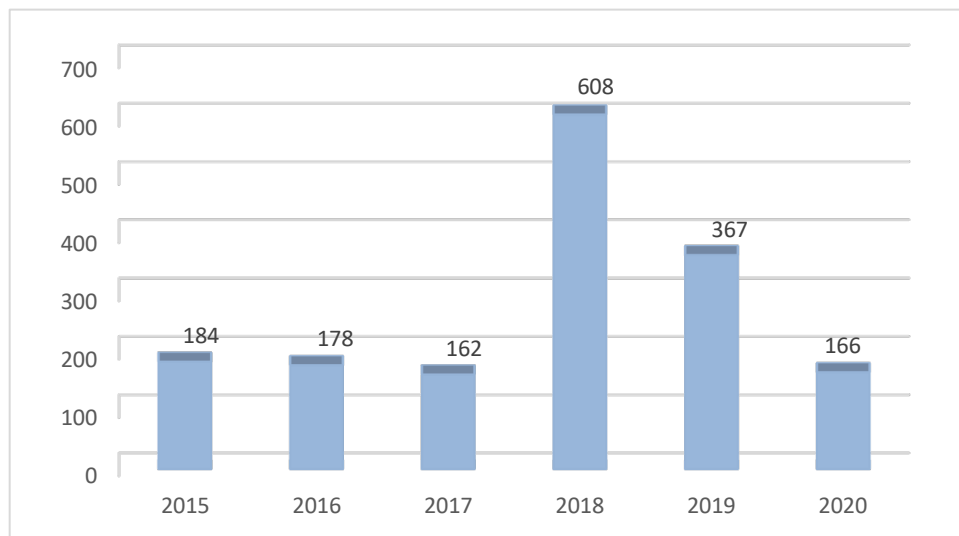
The Site Visit program also continued to support the agency's priority to meet the federal Energy Policy Act (EACT) of 2005 requirements. In FY 2020, the Site Visit program focused resources on EACT Abandoned site visits and conducted 166 site visits at potentially abandoned PST facilities. In FY 2020, the TCEQ developed a process to establish when a PST can be considered abandoned and removed from the EACT investigation cycle. This process also provides guidance to other parts of the agency for determining what additional assistance or action may be necessary to mitigate risks that may be presented by these abandoned PSTs.

Table 1-1 depicts assistance that focused on small businesses and local governments. Figure 1-1 graphically represents Site Visits (site visits to check compliance with all aspects of environmental regulations—air, water, and waste) over the past six years.

**Table 1-1: Small Business and Local Government Assistance Activities**

FY	Request for Assistance	Site Visits
2015	6,340	184
2016	7,584	178 <sup>2</sup>
2017	8,690	162 <sup>3</sup>
2018	8,140	608 <sup>4</sup>
2019	8,434	367 <sup>5</sup>
2020	6,630	166 <sup>6</sup>

**Figure 1-1: Total Number of Site Visits**



2 The 2016 Site Visits were only PST EACT focused site visits.

3 The 2017 Site Visits were only PST EACT focused site visits.

4 The 2018 Site Visits were only Hurricane Harvey Damage Assessments and PST pilot project site visits.

5 The 2019 Site Visits were only Hurricane Harvey Damage Assessments and PST EACT focused site visits.

6 The 2020 Site Visits were only PST EACT Abandoned site visits.

## **Investigations and Enforcement Policy**

A strong enforcement program must ensure that enforcement mechanisms are applied and issued in an equitable manner. Equitable treatment means that violators do not come out ahead economically to the disadvantage of those entities that spend substantial resources to comply with the law.

The TCEQ continues to implement the provisions of the Commission's Penalty Policy which was last revised in April 2014. The cornerstone of this policy emphasizes compliance to protect our citizens and the environment from harm, coupled with ensuring consistent, just, and timely enforcement when environmental laws are violated.

The TCEQ has the authority to levy penalties in 31 environmental program areas. As of September 1, 2011, penalties can be as much as \$25,000 per day, per violation for most administrative cases and \$25,000 per day, per violation for most civil judicial cases. There are some statutory provisions for certain regulated program activities that authorize different administrative and civil penalty amounts. Some examples of these situations include, but are not limited to:

- Limiting the statutory maximum to \$1,000 (levees and public water supply);
- Limiting the statutory maximum to \$5,000 (occupational licensees, on-site sewage disposal, public water utilities, used oil and filters, and water rights);
- Application of a minimum penalty of \$2,500 and maximum penalty of \$25,000 per violation (unauthorized discharges from quarries);
- Application of a strict penalty of \$10,000 per day per violation (with an exception), rather than defining a maximum (rock crusher or concrete plants that perform wet batching, dry batching, or central mixing and are operating without a permit);
- Providing different maximum penalty amounts based upon the particular violation cited (dry cleaners); and
- Some statutes provide for a particular penalty amount total per violation, rather than per day (dry cleaners, computer equipment manufacturers).

When determining the penalty amount, the TCEQ considers many factors including: the nature; circumstances; extent; duration and gravity of the violation; the severity of impacts to human

health and the environment; compliance history; culpability; good faith efforts to comply; economic benefit; deterrence; and other factors as justice may require.

It is important to note that the TCEQ's enforcement activities originate primarily from Regional Office investigations as well as from record reviews done at the Commission's Austin headquarters. Scientific, technical, and environmental specialists in the agency's 16 regional offices are responsible for the majority of both investigations conducted and complaints investigated.

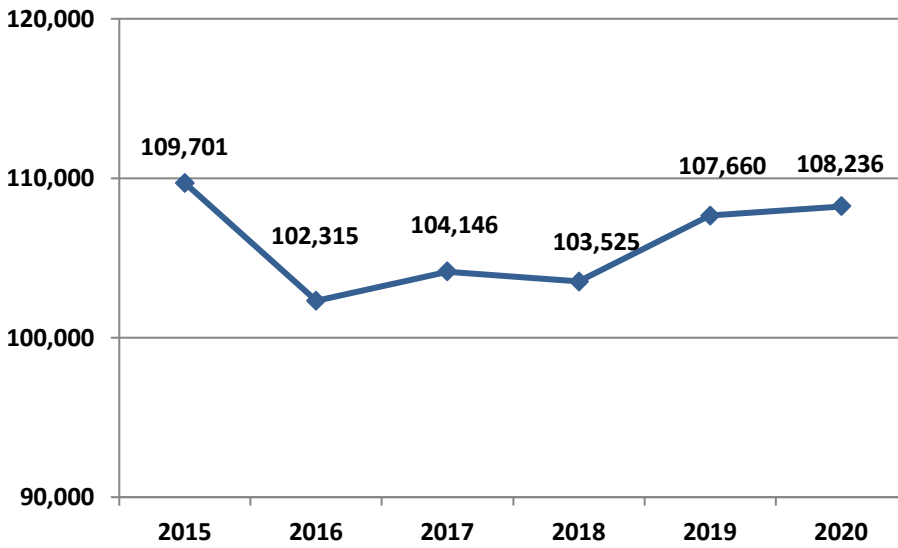
In FY 2020, the TCEQ conducted over 108,000 investigations, as depicted in Figure 1-2, of which 65,006 were on-site investigations. For details regarding investigations conducted over the past six years, see Tables T-1A through T-6B in the tables section of this report.

Overall, the number of complaint investigations saw a slight decrease to 4,614 in FY 2020, as shown in Figure 1-3. The largest decrease was in water complaint investigations. For details regarding complaints investigated over the past six years, see Tables T-7 through T-12 in the tables section of this report.

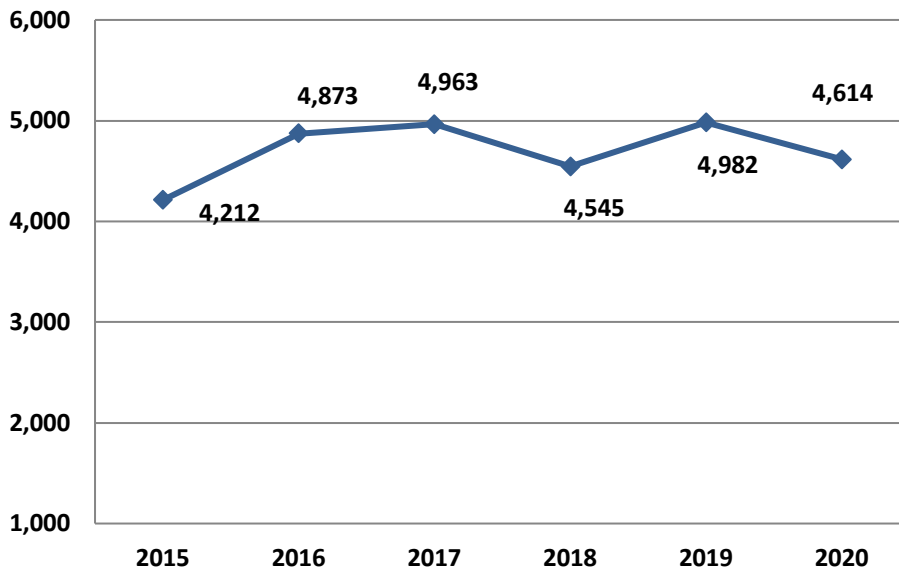
Advance notification of routine compliance investigations ensures that proper personnel and records will be available at the time of the investigation. The agency provided advance notice for 12,540 on-site investigations and conducted 52,466 unannounced on-site investigations. Please note that a single notice may be given for an investigation that includes multiple activities that contribute to the total investigation count. Investigations that do not receive advance notification include those that are complaint related, enforcement follow-up investigations, or otherwise warrant an unannounced investigation.



**Figure 1-2: Total Investigations by FY**



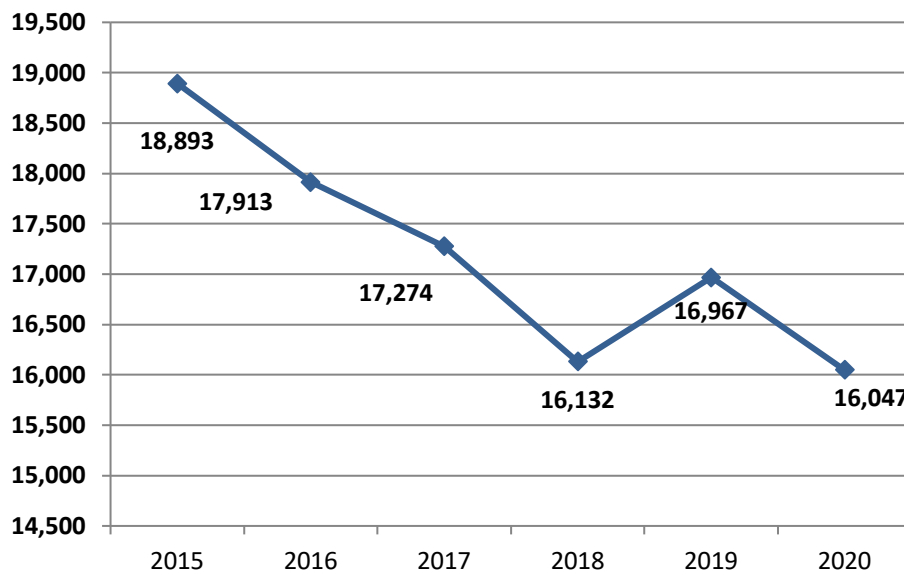
**Figure 1-3: Complaint Investigations by FY**



The most common tool used by the TCEQ to require compliance with environmental laws is the NOV. An NOV is sent to an entity when it is determined that an environmental violation may have occurred. The NOV is a multi-purpose, flexible tool that is used thousands of times each year. In many cases it is enough to compel compliance, thereby avoiding possible damage to the environment.

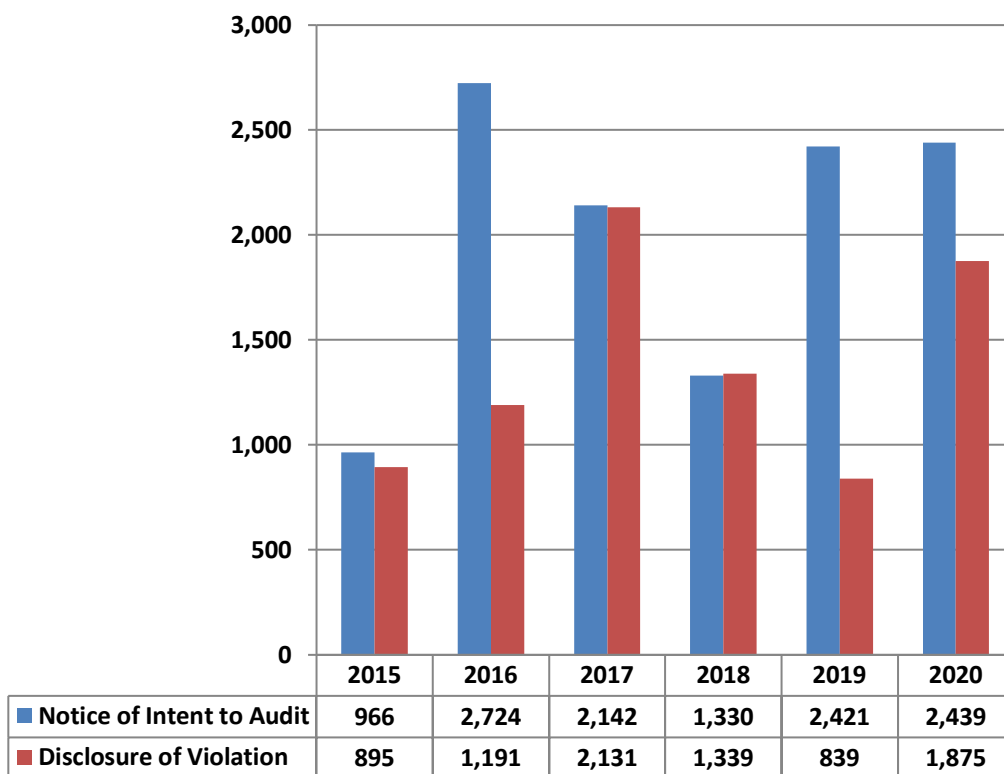
In other cases, it can be the first step in a process that ultimately can result in administrative enforcement, civil enforcement, and/or possible criminal charges for violation of environmental laws. As depicted in Figure 1-4, the TCEQ issued 16,047 NOVs from both the Regional Offices and Central Office in FY 2020. The decrease in NOVs from FY 2015 to FY 2020 is primarily attributable to higher compliance rates with the Revised Total Coliform and Lead and Copper Rules. The TCEQ's drinking water program has implemented several new approaches to address public water system non-compliance through extensive outreach, education, training, and technical assistance activities which has resulted in an overall decrease in violations. Details regarding NOVs issued are included in Tables T-13 through T-24 in the tables section of this report.

**Figure 1-4: Notices of Violation Issued by FY**



The TCEQ’s traditional enforcement efforts have been enhanced by voluntary environmental self-audits conducted at facilities under the Texas Environmental, Health, and Safety Audit Privilege Act (“Audit Act”). This law encourages businesses and governments subject to environmental regulation to perform comprehensive assessments of compliance with environmental laws, regulations, and permits for their own facilities. Organizations who participate in the Audit Act are required to notify the TCEQ of their intent to self-audit and then fully disclose and resolve violations resulting from the audit. The TCEQ ensures that all violations disclosed under this program are corrected, and, provided that certain conditions of the Audit Act are complied with, the participants in this program may not be subject to civil and administrative penalties. Figure 1-5 depicts a summary of the Notices of Audit and Disclosures of Violation that have been received by the TCEQ from FY 2015 through FY 2020.

**Figure 1-5: Summary of Texas Environmental Health and Safety Audit Privilege Act Statistics**



The success of TCEQ's regulatory assistance and investigation/enforcement programs is revealed in the high percentages of compliance documented following investigations conducted by the TCEQ. Table 1-2 depicts the compliance rates of facilities inspected from FY 2015 through FY 2020.

**Table 1-2: Percent of Facilities Inspected that were in Compliance<sup>7</sup>**

	2015	2016	2017	2018	2019	2020
% of inspected air facilities in compliance	98%	98%	97%	98%	97%	96%
% of inspected water facilities in compliance	99%	99%	99%	99%	99%	99%
% of inspected waste facilities in compliance	93%	94%	95%	96%	97%	97%

---

<sup>7</sup> Compliance indicates that enforcement orders, referrals to another agency (OAG, Texas Railroad Commission, etc.) or program (Superfund or criminal investigations, etc.) or compliance agreements were not required following an investigation. Some minor violations may have been noted in the investigations; however, they were corrected within a reasonable period of time, and therefore did not require further enforcement.

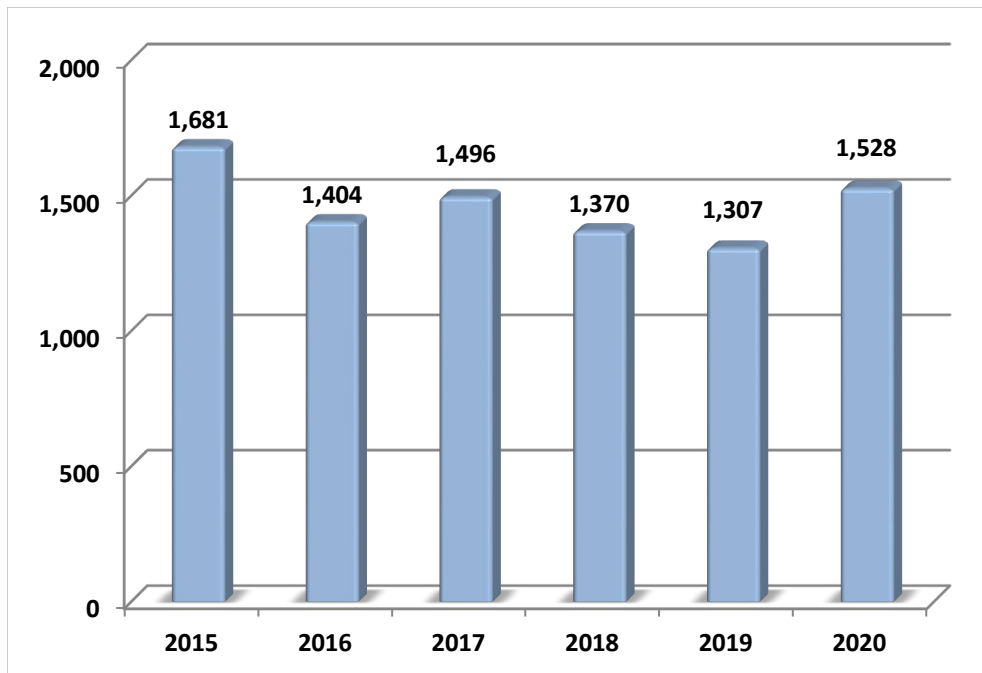
## Chapter 2 : Dollars and Sense

One of the most familiar indicators for the enforcement activities of a regulatory agency is penalties: How much money did the agency order to be paid in penalties? While familiar, this is not necessarily an indication that the agency has been successful. The number of administrative orders issued by the TCEQ varies each year and is dependent upon the violator's willingness to settle a case. If a violator refuses to settle a case, and requests a hearing, the TCEQ must try the case through the administrative hearing process. This legal process is similar to trying a case in court and may extend the time it takes to obtain an order.

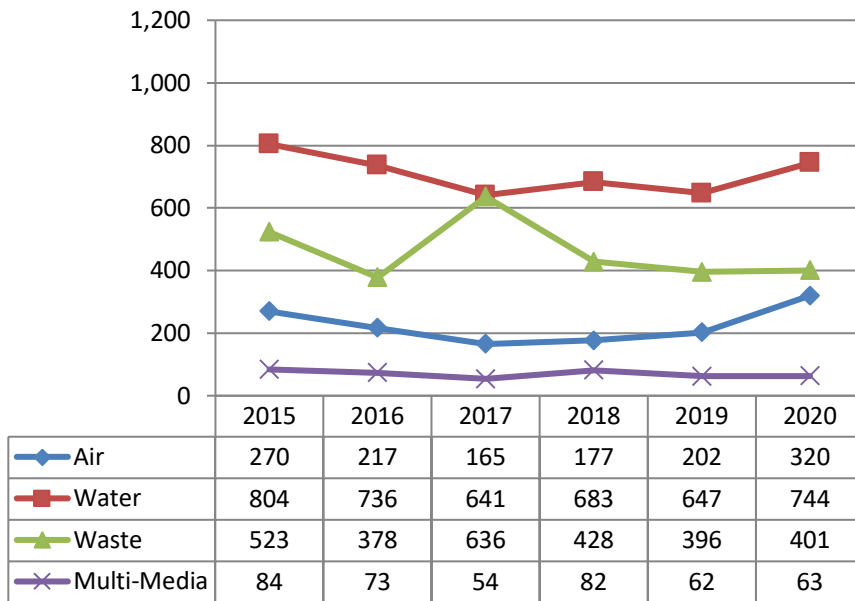
The TCEQ issued 1,528 administrative orders in FY 2020 (see Figure 2-1). The number of administrative orders issued varies, depending on the enforcement referrals received, as well as the violators' willingness to settle a case.

The number of orders issued increased, even though the agency was primarily working in a telework stance and effectively continued the enforcement program for the last half of the Fiscal Year.

**Figure 2-1: Total Number of Administrative Orders Issued by FY**



**Figure 2-2: Total Number of Administrative Orders Issued by Media and FY**

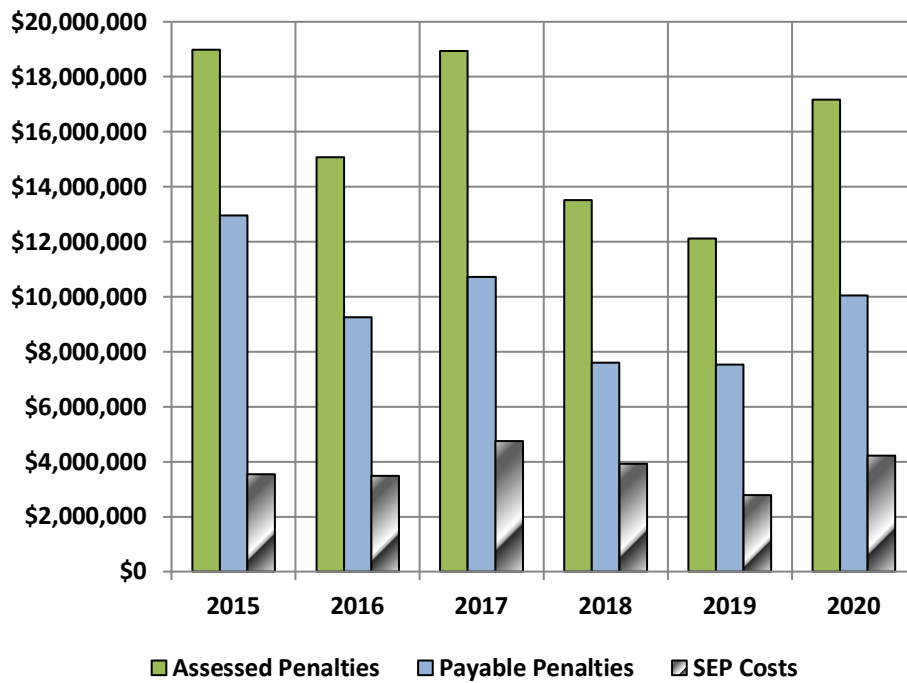


The 1,528 administrative orders issued in FY 2020 required payments of \$10,031,656 in penalties and an additional \$4,193,823 was required to be paid for SEPs. In addition, there was one administrative order for which stipulated penalties were collected during FY 2020. This order contains provisions that require payment of stipulated penalty amounts for specified future violations for the duration of the order. Equal amounts were paid in penalties and a SEP (\$23,750 each for a total of \$47,500) for this order. Table 2-1 and Figure 2-3 display the penalty and SEP amounts for the past six years.

**Table 2-1: Summary of Administrative Penalty Amounts and SEPs by FY**

Fiscal Year	Assessed Penalties	Deferred Penalties	Payable Penalties	SEP Costs	Number of Orders with SEPs
2015	\$18,989,038	\$2,482,280	\$12,965,643	\$3,541,115	187
2016	\$15,075,693	\$2,331,572	\$9,261,563	\$3,482,558	177
2017	\$18,941,687	\$3,065,484	\$10,725,222	\$4,944,366	166
2018	\$13,520,045	\$1,935,846	\$7,593,779	\$3,990,420	169
2019	\$12,123,643	\$1,805,296	\$7,535,227	\$2,783,120	153
2020	\$17,166,396	\$2,893,417	\$10,055,406	\$4,217,573	196

**Figure 2-3: Penalties and SEP Costs in Administrative Orders by FY**



SEPs are projects approved by the Commission to benefit the local Texas communities where environmental laws and regulations have been violated. Violators are allowed to put a portion of their penalty dollars to work to benefit the environment in the community affected by the violations, rather than paying the entire penalty to the State’s General Revenue Fund. In addition, TWC § 7.067 allows certain local governments in an enforcement action to perform a SEP to come into compliance with environmental laws or to remediate the harm caused by those violations.

SEPs that have been approved include the following:

- repair on structures or equipment that may be the cause of the violation;
- cleanups of abandoned illegal dump sites;
- community household hazardous waste and tire collections;
- air and water quality monitoring networks;
- wetlands and habitat restoration;
- establishment of nature preserves;
- erosion control;
- placement of ozone air monitoring equipment in schools and local communities;
- installing and/or repairing on-site sewage facilities, municipal sewer lines, and potable water service for low-income households;
- retrofitting of diesel buses to “clean-technology” for school districts;
- energy efficient upgrades and/or retrofits for public buildings or low-income homeowners;
- purchasing alternative fueled equipment to replace diesel and gasoline powered equipment;  
and
- cleanups of bays and watersheds.

For more information regarding the number of orders issued, programmatic information, and a listing of each of the administrative orders issued by program, see Tables T-25 through T-30 in the tables section of this report, and Appendices 1-12.

If administrative orders and penalties issued by the TCEQ do not achieve environmental compliance, the agency may refer the matter to the OAG for civil enforcement. Under Section 7.105, the TCEQ has discretion to refer any matter to the OAG for civil enforcement. Section 7.105(b) also lists certain matters that must be referred to the OAG for civil enforcement. During FY 2020, the OAG obtained 18 judgments in cases referred from the TCEQ and for which the TCEQ was a necessary and indispensable party to enforcement initiated by another



entity. These court orders resulted in \$2,314,630 required to be paid in penalties. Table 2-2 is a summary of the judgments that have been issued for the past six years.

**Table 2-2: Civil Judgment Penalty Amounts by FY**

<b>Fiscal Year</b>	<b>Number of Civil Judgments</b>	<b>Civil Penalties Assessed</b>
2015	45	\$16,148,632
2016	31	\$1,257,980
2017	22	\$1,329,315
2018	34	\$3,816,814
2019	30	\$3,081,387
2020	18	\$2,314,630

For more information regarding the number of civil judgments issued, programmatic information, and a listing of each of the judgments issued by program, see Tables T-31 through T-36 in the tables section of this report and Appendices 13-18.

A strong enforcement program, combined with a strong regulatory assistance program, ensures that the public and the environment receive the benefits of the protections embodied in environmental statutes, regulations, and permits.

## **Chapter 3 : The Criminal Element**

### **Texas Environmental Enforcement Task Force (the “Task Force”)**

Texas is a leader and national model in the investigation and prosecution of environmental crime. Created in 1991, the Task Force has included participants from more than 25 local, state, and federal agencies. The TCEQ, and particularly the Environmental Crimes Unit, play a key investigative role and head the task force. Members of the Task Force include the TCEQ, the Governor’s Office, the Texas Parks and Wildlife Department, the OAG, the Railroad Commission of Texas, and the General Land Office. These agencies coordinate activities with the U.S. Environmental Protection Agency’s Criminal Investigation Division, the U.S. Attorney’s Office, the Federal Bureau of Investigations, and local district and county attorneys. Numerous other federal, state, and local agencies also participate in Task Force investigations. The TCEQ Environmental Crimes Unit, with assistance from other members of the Task Force, also conducts environmental crimes enforcement training for local law enforcement officers.

### **Criminal Investigations**

The agency participated in six search warrants and finalized nine cases with convictions against 10 individuals and three corporations during FY 2020 (see Table 3-1). The finalized cases included nine felony counts and eight misdemeanor counts. These cases resulted in a total of \$16,500 in criminal fines, 12 years of community supervision, 183 days of confinement, and \$31,963 in restitution.

One defendant was ordered to pay \$10,262.50 to a victim for the remediation incurred for an unauthorized discharge of contaminated fuel at a convenience store. In a case involving unauthorized discharge of hazardous waste a defendant was ordered to pay \$21,700 in restitution to the Fort Bend County Environmental Health Enforcement Division, and the president and vice-president of the company agreed to sell their interest and relinquish all management and control of the company. In a case involving multiple unauthorized discharges of industrial waste and petroleum hydrocarbons the defendant pleaded guilty to one count of an unauthorized discharge and donated \$25,000 to environmental causes in Harris Co. in exchange for the dismissal of remaining charges. In addition, one company entered into a Pre-Trial Intervention agreement with Harris County District Attorney’s Office related to industrial wastes from a sandblasting operation entering state waters. In exchange for the dismissal of a felony charge of Unauthorized Discharge, Texas Water Code, Section 7.145, the company agreed to donate \$240,000 to various environmental causes in the Harris County

area and also agreed to implement and abide by specified best management practices whenever sandblasting on a body of water.

**Table 3-1: Summary of Criminal Investigation Information by FY**

<b>FY</b>	<b>Number of Search Warrants</b>	<b>Number of Cases Resulting in Convictions</b>	<b>Number of Convictions Against Individuals</b>	<b>Number of Convictions Against Corporations</b>	<b>Total Number of Convictions</b>	<b>Number of Felony Counts</b>	<b>Number of Misdemeanor Counts</b>
2015	5	10	11	2	13	19	6
2016	7	19	22	5	27	28	22
2017	6	21	15	12	27	9	17
2018	7	18	19	5	24	18	17
2019	3	11	12	3	15	9	14
2020	6	9	10	3	13	9	8

Note: The impact of COVID-19 on Texas courts has affected the Task Force's ability to fully resolve environmental crimes cases through the judicial process. The last environmental crimes case for FY 20 was resolved on February 28, 2020.

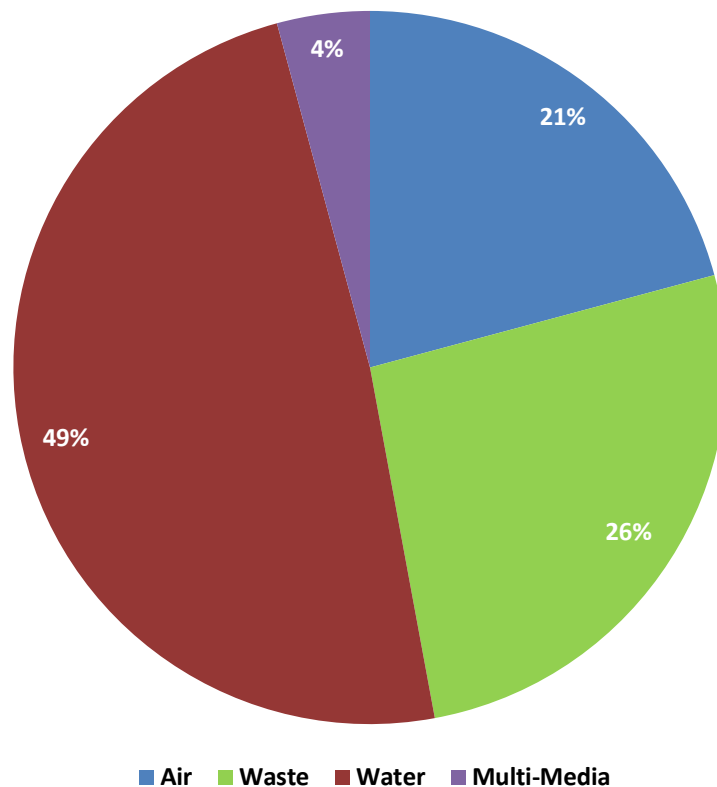
## Chapter 4 : Comparative Analysis of Performance

Section 5.756 of the Texas Water Code requires that TCEQ evaluate the performance, over time, of the Commission and of entities regulated by the Commission. This section of the report addresses the comparison of entities regulated by the Commission. An analysis has been performed on the types of businesses for all of the orders issued, orders issued to regulated entities with prior orders, orders issued to regulated entities with the same or similar violations, the violations included in the orders (including classification of the severity of the violations), and the size of businesses or municipalities that had orders issued during the Fiscal Year.

### Comparison of Orders Issued by Media Type

In FY 2020, the TCEQ issued 1,528 administrative orders and assisted the OAG in obtaining 18 civil judgments. Figure 4-1 displays the percentage of orders issued during FY 2020 by media type (air, waste, water, and multi-media).

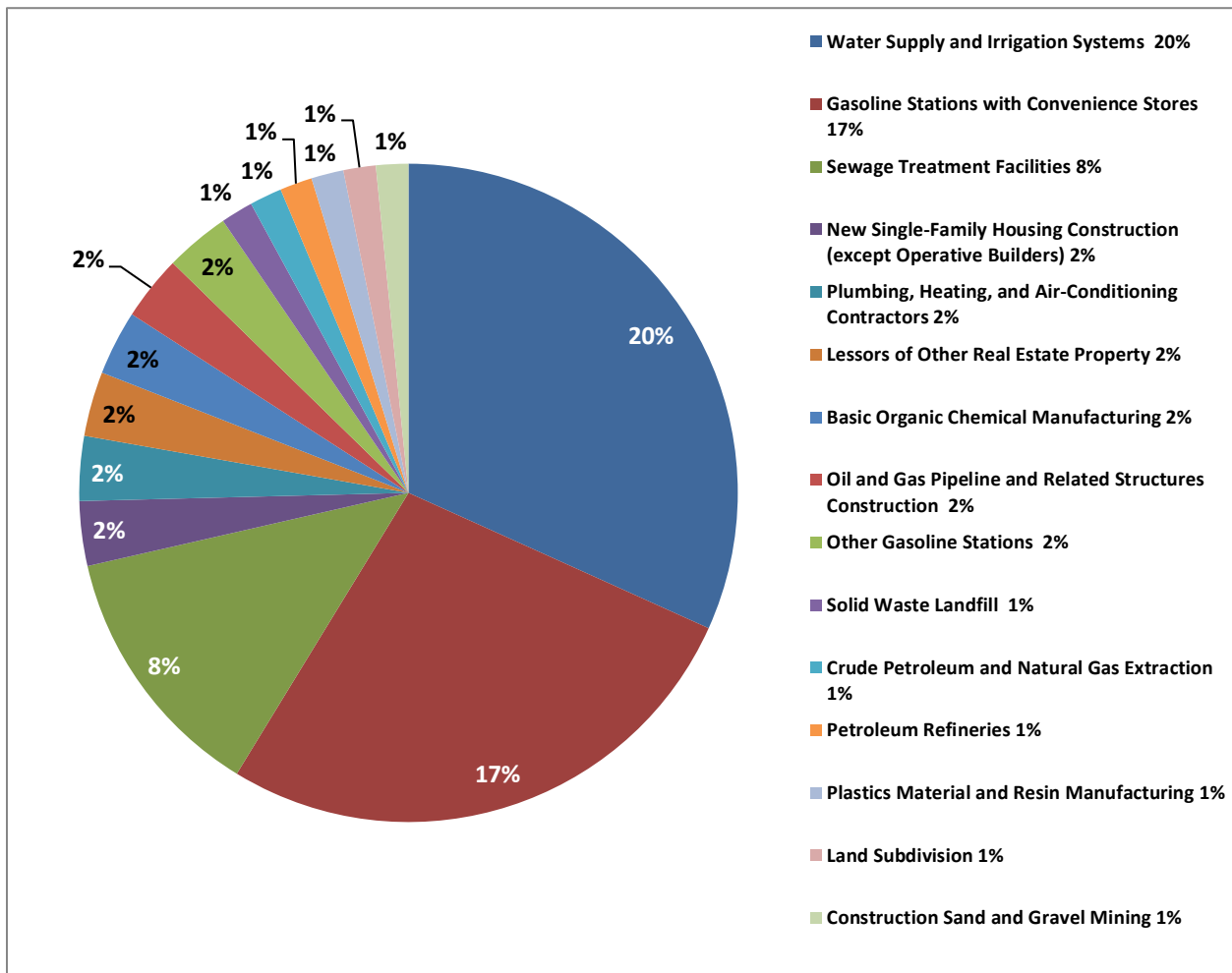
**Figure 4-1: Percent of Orders Issued by Media Type in FY 2020**



## Comparison of Orders Issued by Industry Type

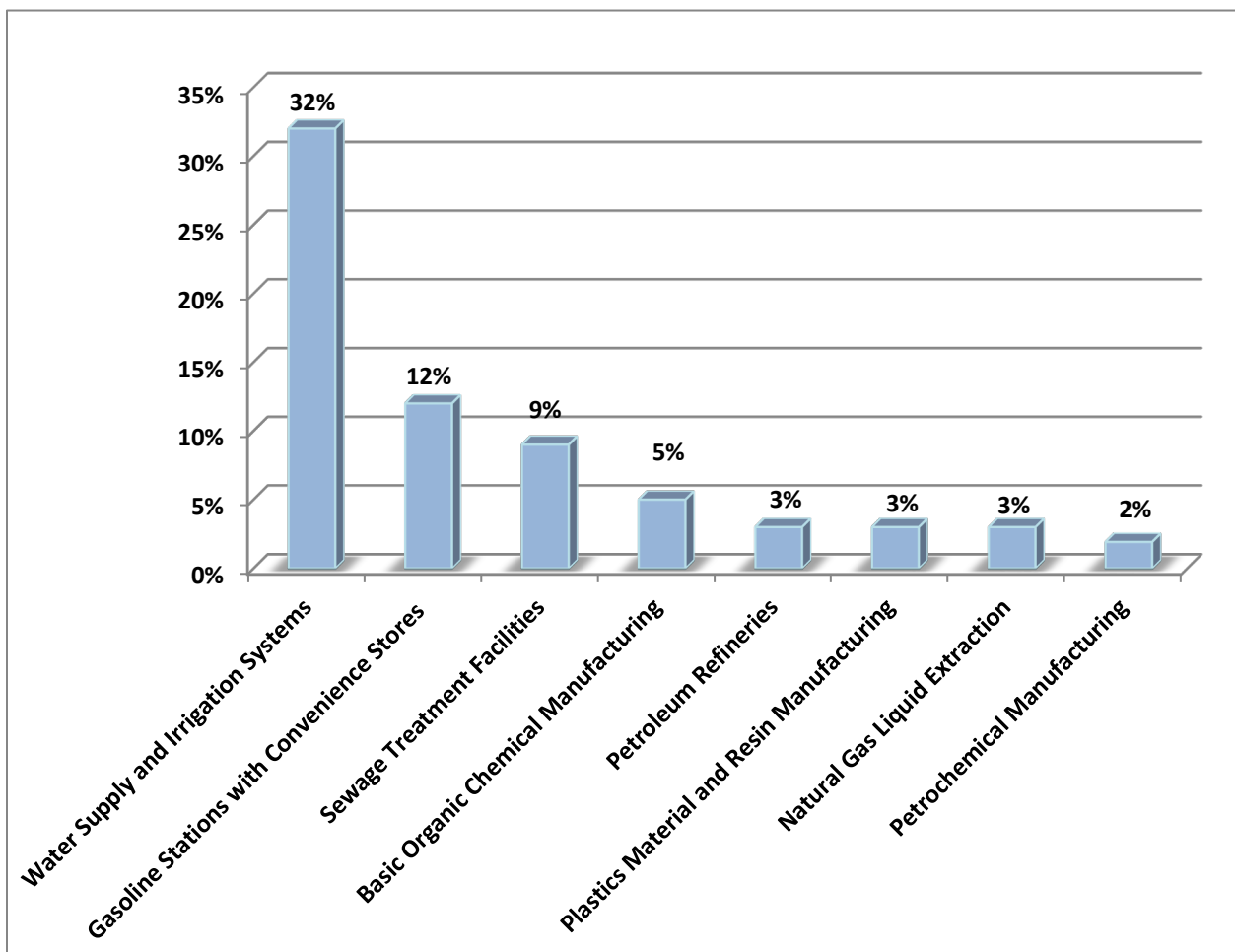
Figure 4-2 depicts the percent of regulated entities with orders issued for FY 2020 based upon the NAICS. The industry types with the highest percentage of administrative orders and civil judgments issued in FY 2020 were Water Supply and Irrigation Systems, Gasoline Stations with Convenience Stores, and Sewage Treatment Facilities (see Figure 4-2 for the entire summary). Thirty-two percent of the regulated entities with orders issued represented NAICS categories of less than one percent.

**Figure 4-2: Percent of Industry Types with Orders Issued in FY 2020**



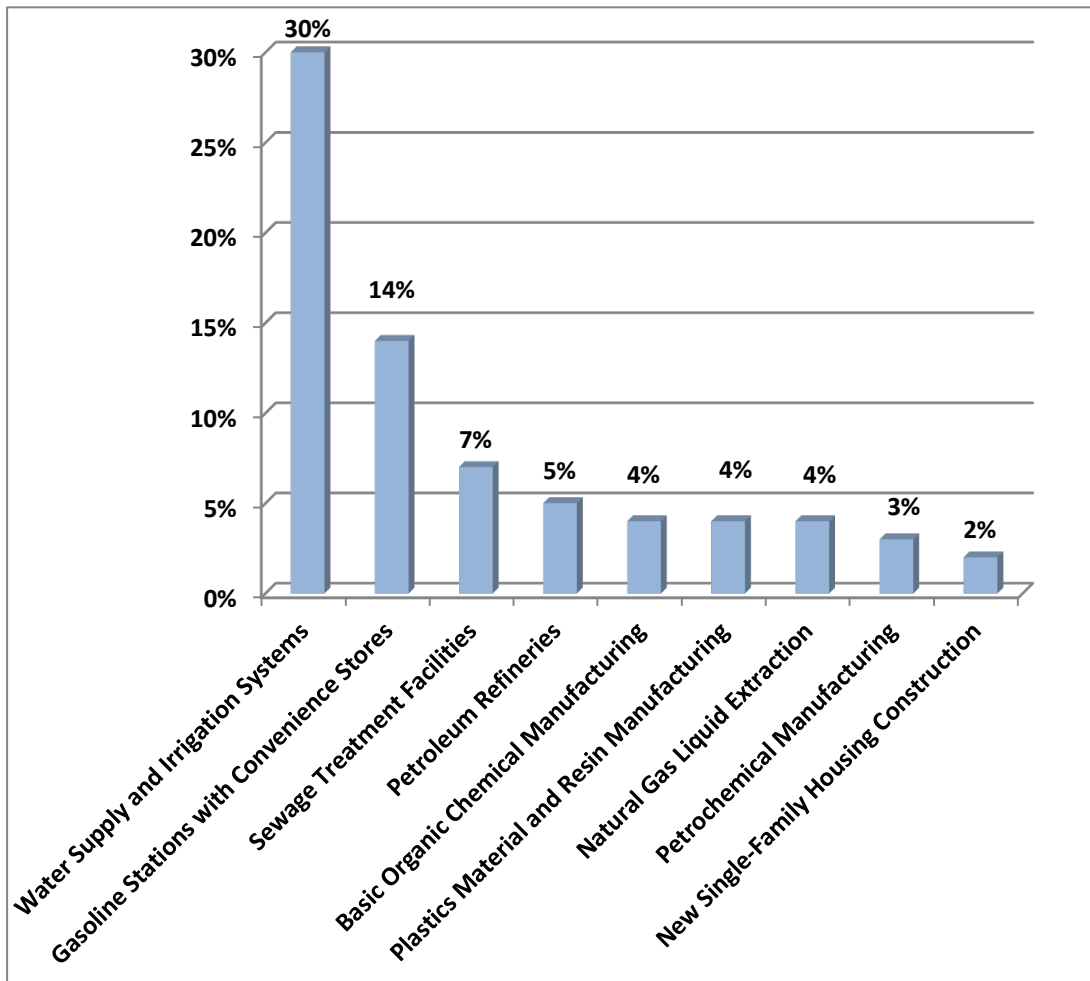
Of the 1,477 regulated entities that were issued civil judicial and administrative orders, 482 regulated entities (33%) had previous enforcement orders and 455 regulated entities (31%) were issued addressing violations that were the same or similar to violations included in prior orders issued to those entities over the past five years. The highest percentage of industry types with previous orders issued included Water Supply and Irrigation Systems, Gasoline Stations with Convenience Stores, Sewage Treatment Facilities, Basic Organic Chemical Manufacturing, Petroleum Refineries, Plastics Material and Resin Manufacturing, Natural Gas Liquid Extraction, and Petrochemical Manufacturing (see Figure 4-3).

**Figure 4-3: Percent of Industry Types with Previous Orders**



The highest percentage of industry types for regulated entities with same or similar violations included in prior enforcement orders were Water Supply and Irrigation Systems, Gasoline Stations with Convenience Stores, Sewage Treatment Facilities, Petroleum Refineries, Basic Organic Chemical Manufacturing, Plastic Material and Resin Manufacturing, Natural Gas Liquid Extraction, Petrochemical Manufacturing, and New Single-Family Housing Construction (see Figure 4-4).

**Figure 4-4: Percent of Industry Types with Same or Similar Violations**

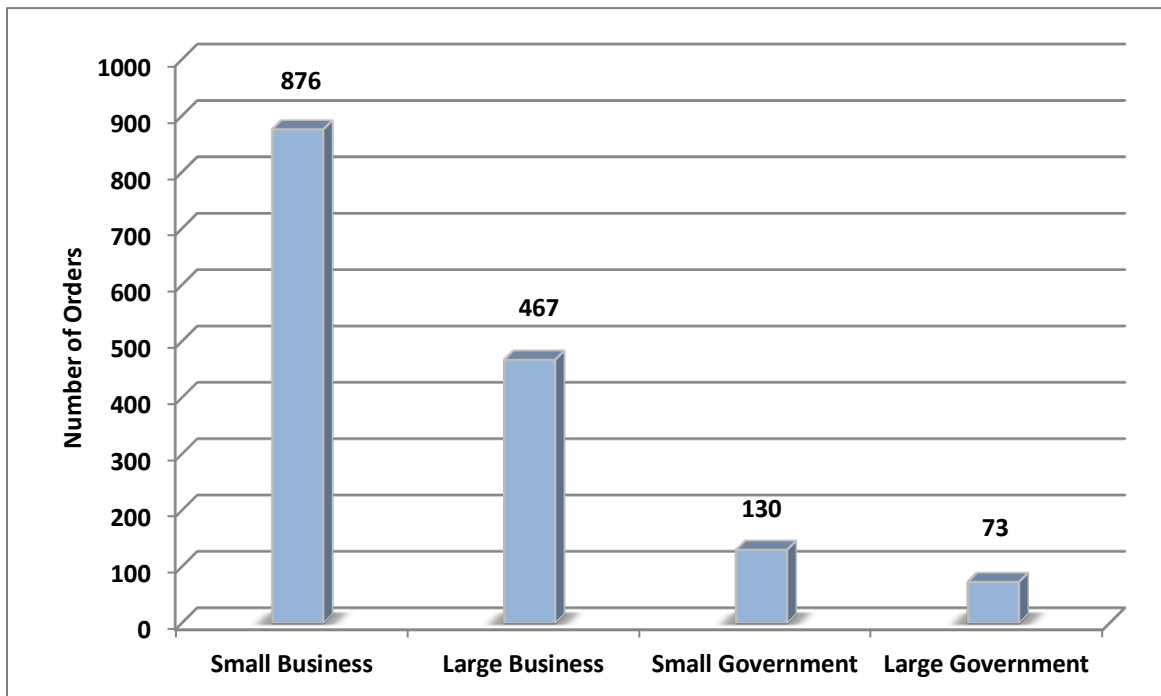


## Comparison of Orders Issued by Legal Entity Size

Enforcement orders are issued to legal entities of varying sizes. For civil judicial and administrative orders issued in FY 2020, 57% were issued to small businesses, 30% were issued to large businesses, 8% were issued to small governments, and 5% were issued to large governments. Figure 4-5 depicts the breakdown of the size of business or local government with orders issued during FY 2020.

A small business is defined as any person, firm, or business that employs fewer than 100 full-time employees. A small government is defined as a city with a population of less than 5,000 or a county with a population of less than 25,000.

**Figure 4-5: Size of Legal Entities with Administrative Orders and Civil Judgments Issued in FY 2020**





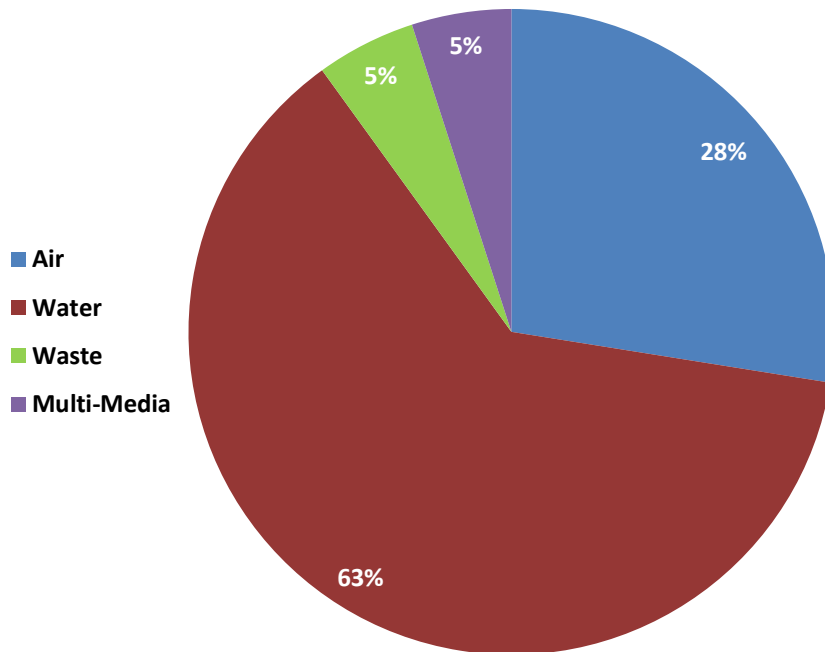
## **Comparison of Citations in Orders Issued**

Of the 1,546 civil judgments and administrative orders issued in FY 2020, there were 5,127 violations alleged with 12,345 citations of rules, statutes, permits, or orders. Of all the citations documented, 86% were for violations of rules or statutes, 13% were for violations of permit provisions, and 1% was for violations of orders previously issued. Table 4-1 lists the highest percentage of rule or statutory citations included in orders issued in FY 2020. Figure 4-6 depicts the most frequently cited rules or statutes by Media Type.

**Table 4-1: Percent of Citations in Orders Issued in FY 2020**

<b>Table 4-1: Percent of Citations in Orders Issued</b>		
<b>Media</b>		<b>Percent</b>
Water	30 TAC §290.46 - Minimum Acceptable Operating Practices for Public Drinking Water Systems	8%
Air	5C THSC §382.085 - Clean Air Act	8%
Water	30 TAC §290.122 - Public Notification	6%
Water	30 TAC §290.117 - Regulation of Lead and Copper	5%
Air	30 TAC §116.115 - General and Special Conditions of New Source Review Permits	5%
Air	30 TAC §122.143 - General Terms and Conditions of Permits	5%
Water	THSC §341.0315 - Public Drinking Water Supply System Requirements	5%
Water	TWC §26.3475 - Release Detection Requirements; Spill and Overfill Prevention; Corrosion Protection	4%
Multi-Media	30 TAC §305.125 - Consolidated Permits: Standard Permit Conditions	3%
Waste	30 TAC §334.50 - Release Detection	3%
Water	30 TAC §290.110 - Disinfectant Residuals	3%
Water	30 TAC §290.115 - Stage 2 Disinfection Byproducts (TTHM and HAA5)	2%
Water	TWC §26.121 - Unauthorized Discharges Prohibited	2%
Water	30 TAC §290.42 - Water Treatment	2%
Air	30 TAC §101.20 - Compliance with Environmental Protection Agency Standards	2%
Water	TWC §7.101 - Violations	2%
Water	30 TAC §290.45 - Minimum Water System Capacity Requirements	1%
Water	30 TAC §290.106 - Inorganic Contaminants	1%
Water	30 TAC §290.41 - Water Sources	1%
<b>Additional citations of less than 1% frequency are not included in this table.</b>		

**Figure 4-6: Percent of Most Frequently Cited Rules or Statutes by Media**



Note: Figure 4-6 is an analysis only of the data in Table 4-1 and does not include citations that were of less than 1% frequency.

### **Compliance History Program**

HB 2912, 77th Legislative Session, 2001, required the Commission to "develop a uniform standard for evaluating compliance history." This legislation placed additional requirements on the TCEQ to track and consider the compliance history of businesses and industries when issuing permits, assessing penalties, considering whether to conduct unannounced investigations, and deciding whether a regulated entity can participate in innovative environmental programs.

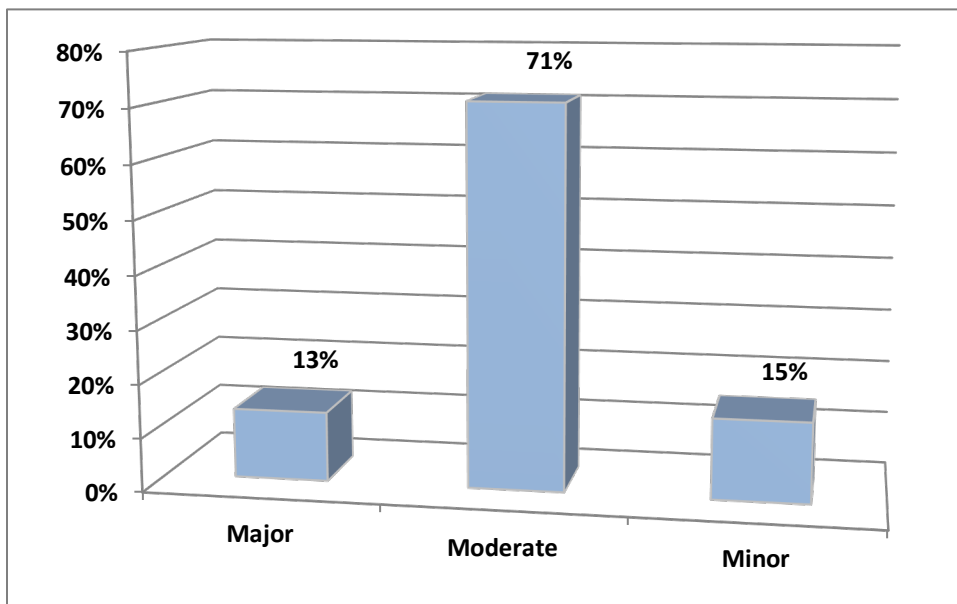
HB 2694, 82nd Legislative Session, 2011, required the Commission to make changes to the compliance history rule. In 2012, the TCEQ adopted revisions to 30 TAC Chapter 60 (Compliance History) to implement the changes required by HB 2694. These revisions allowed the Commission to use new standards instead of the previous uniform standard for evaluating and using compliance history. In addition, the adopted rule modified the components and formula of compliance history in order to provide a more accurate measure of regulated entities' performance and make compliance history a more effective regulatory tool.

Each regulated entity along with the owner or operator are classified using a three-tiered rating system. “High” performers are those with an above-average compliance record. “Satisfactory” performers have generally complied with environmental regulations, and “Unsatisfactory” performers have a below-average record. By law, unsatisfactory performers cannot receive a flexible permit or a wastewater general permit. They also are not allowed to participate in innovative programs or to receive notices of scheduled compliance investigations.

The Compliance History program sets up a point system for various violations, criminal convictions, and federal orders. These points may be offset by mitigating factors, such as implementation of a voluntary pollution-reduction program or voluntary disclosure of violations. The point system is based on several factors, including whether a documented violation of an applicable legal requirement is of major, moderate, or minor significance. The Commission’s rationale for categorizing the violations as either major, moderate, or minor, as defined in 30 TAC § 60.2(d), is based on its experience in evaluating the severity of various violations and their impacts, or potential impacts, to human health and the environment.

Figure 4-7 depicts the percentage of major, moderate and minor violations included in orders issued in FY 2020. The highest percentage of violations was of moderate severity.

**Figure 4-7: Severity of Violations Included in Orders Issued in FY 2020**



# Chapter 5 : Assessment of Emissions Events

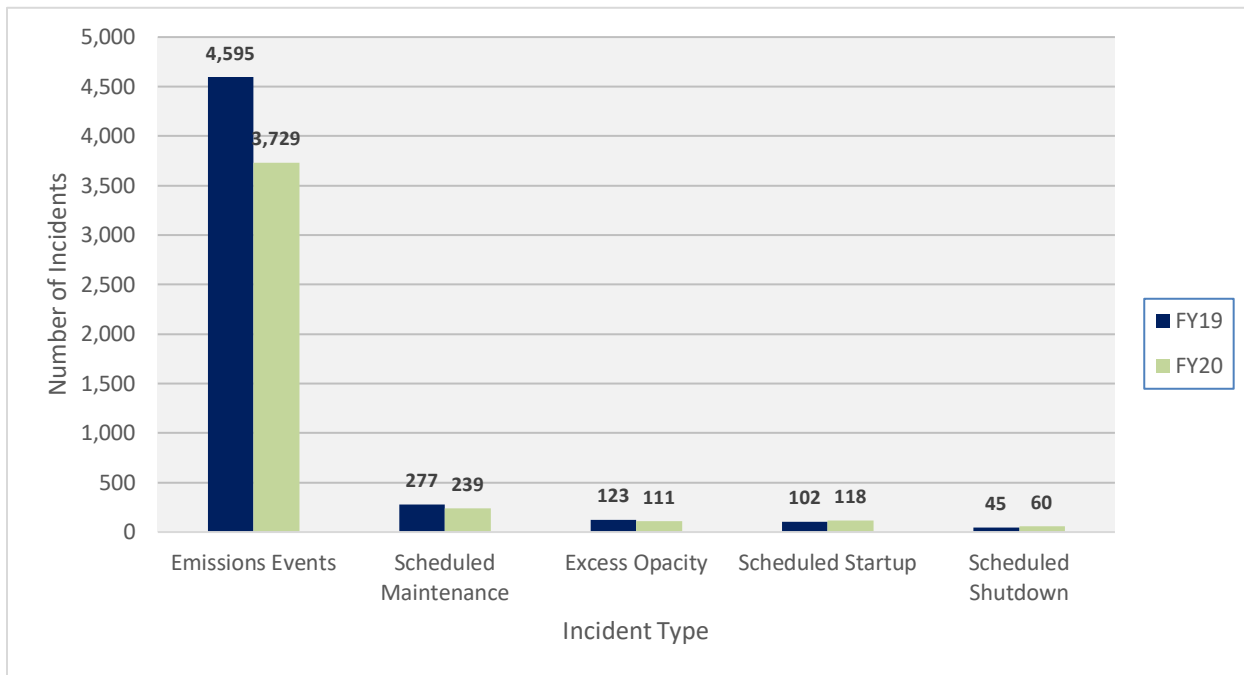
## Background

Subchapter F of 30 TAC Chapter 101, EEs and Scheduled Maintenance, Startup, and Shutdown (MSS) Activities, contains the regulatory requirements relating to EEs, opacity events, and scheduled MSS activities. The rule also incorporates the statutory requirements of THSC §§ 382.0215 and 382.0216. EEs are upset events or unscheduled MSS activities from a common cause that result in unauthorized emissions of air contaminants. Scheduled MSS activities are those activities performed by the regulated entity owner or operator that require prior notice and a final report per TCEQ rules

## Total Number of Reported Incidents

The overall number of incidents reported under 30 TAC Chapter 101, Subchapter F decreased by 17% from 5,142 in FY 2019 to 4,257 in FY 2020. While the majority of the decrease occurred for EEs, there were also slight decreases in Scheduled MSS. Scheduled Shutdown had a slight increase. See Table 5-1 for the complete set of data by TCEQ region related to the total number of reported incidents for FY 2020.

Figure 5-1: Total Number of Incidents Reported Statewide



**Table 5-1: Total Number of Incidents Reported Statewide under 30 TAC Chapter 101, Subchapter F**

Region	Emissions Events	Scheduled Maintenance	Scheduled Shutdown	Scheduled Startup	Excess Opacity	Total
REGION 01 - AMARILLO	58	6	1	1	3	69
REGION 02 - LUBBOCK	176	6	0	0	0	182
REGION 03 - ABILENE	57	3	3	0	1	64
REGION 04 - DFW	18	115	0	0	6	139
REGION 05 - TYLER	48	3	1	2	27	81
REGION 06 - EL PASO	11	0	0	0	0	11
REGION 07 - MIDLAND	2,556	39	9	11	6	2,621
REGION 08 - SAN ANGELO	54	1	0	0	1	56
REGION 09 - WACO	12	9	1	4	11	37
REGION 10 - BEAUMONT	119	10	5	21	7	162
REGION 11 - AUSTIN	34	2	0	0	1	37
REGION 12 - HOUSTON	416	10	7	26	33	492
REGION 13 - SAN ANTONIO	26	0	0	0	6	32
REGION 14 - CORPUS CHRISTI	106	33	33	53	9	234
REGION 15 - HARLINGEN	11	0	0	0	0	11
REGION 16 - LAREDO	27	2	0	0	0	29
<b>Total</b>	<b>3,729</b>	<b>239</b>	<b>60</b>	<b>118</b>	<b>111</b>	<b>4,257</b>

Table 5-2 displays the incidents reported according to the North American Industrial Classification System (NAICS) of the facility. These ten Industry Classifications reported the most incidents during FY 2020.

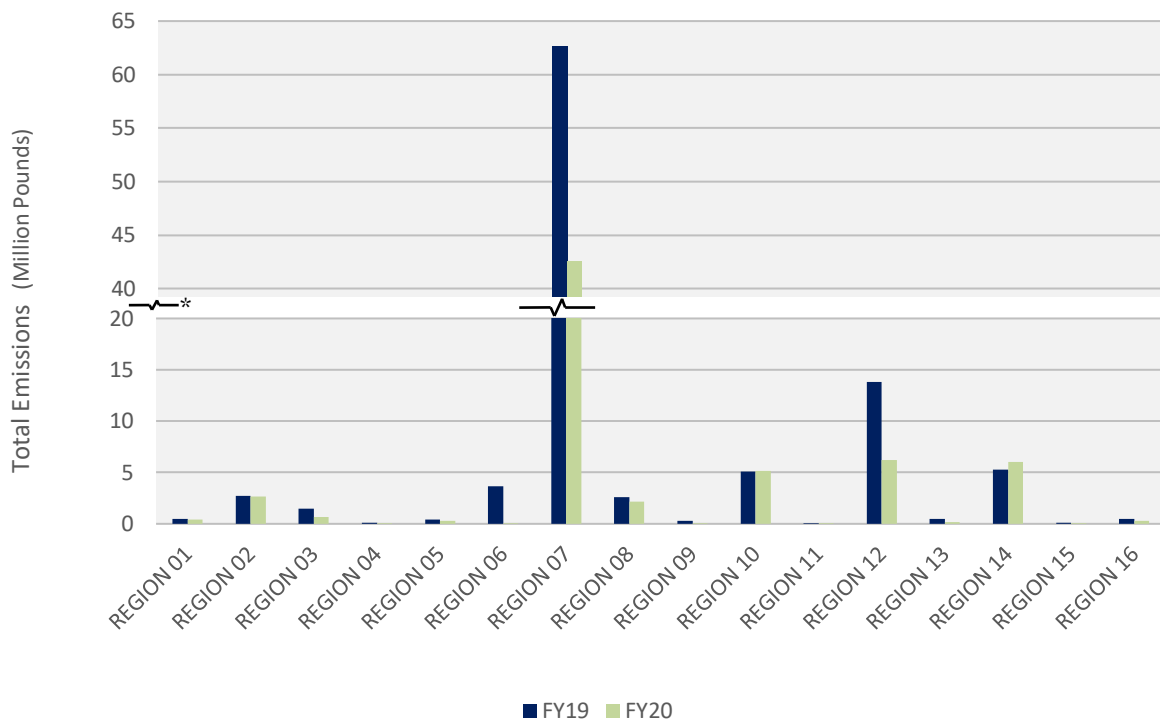
**Table 5-2: Total Number of Incidents Reported by Industry Classification under 30 TAC Chapter 101, Subchapter F**

NAICS	Emissions Events	Scheduled Maintenance	Scheduled Startup	Scheduled Shutdown	Excess Opacity	Total
211111: Crude Petroleum and Natural Gas Extraction	1,825	22	0	3	2	1,852
211112: Natural Gas Liquid Extraction	587	13	16	10	5	631
325199: Basic Organic Chemical Manufacturing	190	25	57	36	6	314
32411 and 324110: Petroleum Refineries	197	14	18	4	15	248
324122: Asphalt Shingle and Coatings Manufacturing	0	110	0	0	1	111
48621 and 486210: Pipeline Transportation of Natural Gas	76	3	1	1	0	81
211120: Crude Petroleum Extraction	49	3	0	0	0	52
221210: Natural Gas Distribution	38	2	8	0	0	48
325120: Industrial Gas Manufacturing	48	0	0	0	0	48
325181: Alkalies and Chlorine Manufacturing	20	2	0	0	22	44

## Total Quantity of Emissions

The total quantity of reported emissions decreased from 108,443,757 pounds in FY 2019 to 66,631,609 pounds in FY 2020. FY 2019 documented a significant increase in reported emissions from FY 2018 and previous years due to increases in oil and gas operations in the Midland Region (Permian Basin); the Deer Park Intercontinental Terminals Company (ITC) Fire in the Houston Region; and a large amount of emissions associated with the initial startup of a new site (Corpus Christi Liquefaction) in the Corpus Christi Region. Decreases in FY 2020 can be attributed to the COVID-19 that resulted in a reduction in oil and gas operations and general downturn in economic activity. Expansions in oil and gas infrastructure and pipeline capacity continue to contribute to a reduction in emissions events. See Table 5-3 below for the complete set of data related to pounds of contaminants emitted from regulated entities in each TCEQ region for FY 2020. It should be noted that final reported quantities of emissions are included in the totals, where available. Initial reported quantities are included where final reports were not available at the time this report was prepared.

**Figure 5-2: Total Quantity of Emissions Reported Statewide**



\*The scale for total emissions has been broken into two parts to show more detail for regions with lower emissions  
 Note: FY 2019 quantities were revised to reflect final reportable emissions



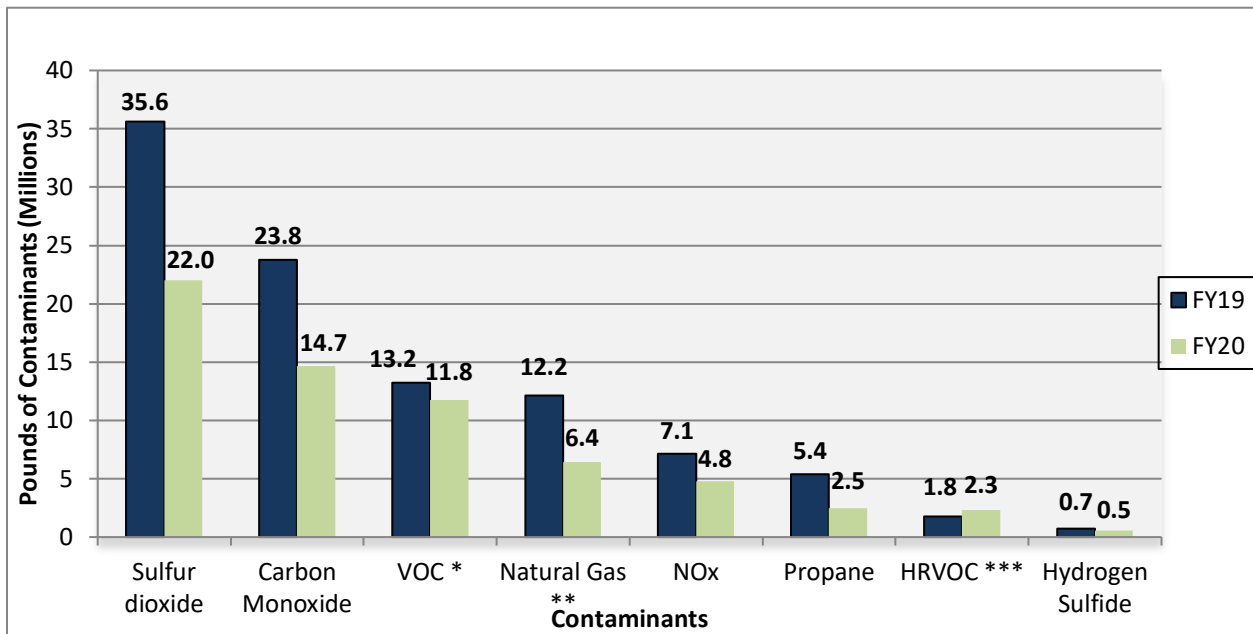
**Table 5-3: Total Quantity of Emissions (in pounds) Reported statewide under 30 TAC Chapter 101, Subchapter F**

Region	Emissions Events	Scheduled Maintenance	Scheduled Startup	Scheduled Shutdown	Total
REGION 01 - AMARILLO	274,085	110,766	9,124	3,134	397,109
REGION 02 - LUBBOCK	2,410,182	276,127	0	0	2,686,310
REGION 03 - ABILENE	623,516	87	0	38,073	661,677
REGION 04 - DFW METROPLEX	30,418	7,729	0	0	38,147
REGION 05 - TYLER	177,261	2	13,315	102,392	292,970
REGION 06 - EL PASO	32,757	0	0	0	32,757
REGION 07 - MIDLAND	40,508,463	1,557,375	414,628	30,672	42,511,138
REGION 08 - SAN ANGELO	1,885,689	247,451	0	0	2,133,140
REGION 09 - WACO	8,482	14,409	0	2	22,893
REGION 10 - BEAUMONT	3,338,603	114,381	1,287,789	431,205	5,171,979
REGION 11 - AUSTIN	3,432	337	0	0	3,768
REGION 12 - HOUSTON	4,750,670	40,517	1,381,931	36,042	6,209,160
REGION 13 - SAN ANTONIO	157,357	0	0	0	157,357
REGION 14 - CORPUS CHRISTI	4,592,044	50,188	1,335,527	41,423	6,019,182
REGION 15 - HARLINGEN	23,656	0	0	0	23,656
REGION 16 - LAREDO	269,383	982	0	0	270,365
<b>Total</b>	<b>59,085,999</b>	<b>2,420,352</b>	<b>4,442,314</b>	<b>682,944</b>	<b>66,631,609</b>

## Top Contributing Air Contaminants

Figure 5-3 displays the quantity of emissions by contaminant group. Sulfur dioxide had the highest reported quantity of the contaminants reported under 30 TAC Chapter 101, Subchapter F for FY 2020, with 22.0 million pounds, followed by carbon monoxide at 14.7 million pounds. It should be noted that final reported quantities of emissions are included in the totals, where available. Initial reported quantities are included where final reports were not available at the time this report was prepared. See Table 5-4 below for the complete set of data related to the major contaminants released and reported in FY 2020.

**Figure 5-3: Top Contributing Air Contaminants Reported Statewide**



\* Propane, Natural Gas, and HRVOC are not included in the VOC count

\* Natural Gas may contain methane and ethane

\*\*\* HRVOC (Highly Reactive Volatile Organic Compound) is used to describe the following groups of contaminants: butadienes, butenes, ethylene, and propylene

Note: FY 2019 quantities were revised to reflect final reportable emissions.

**Table 5-4: Total Quantity of Air Contaminants (in pounds) Reported Statewide under 30 TAC Chapter 101, Subchapter F**

Contaminant Reported	Emissions Events	Scheduled Maintenance	Scheduled Startup	Scheduled Shutdown	Total
Sulfur dioxide	20,840,071	1,014,119	50,419	132,593	22,037,201
Carbon monoxide	10,713,669	735,763	2,857,586	371,895	14,678,912
VOC	10,936,562	507,874	292,667	33,364	11,770,469
Natural Gas	6,353,992	15,884	2,880	38,397	6,411,154
Nitrogen oxides (NOx)	4,140,171	62,614	573,169	28,707	4,804,661
Propane	2,420,600	8,039	56,286	4,984	2,489,908
Hydrogen sulfide	519,275	18,471	734	1,476	539,956

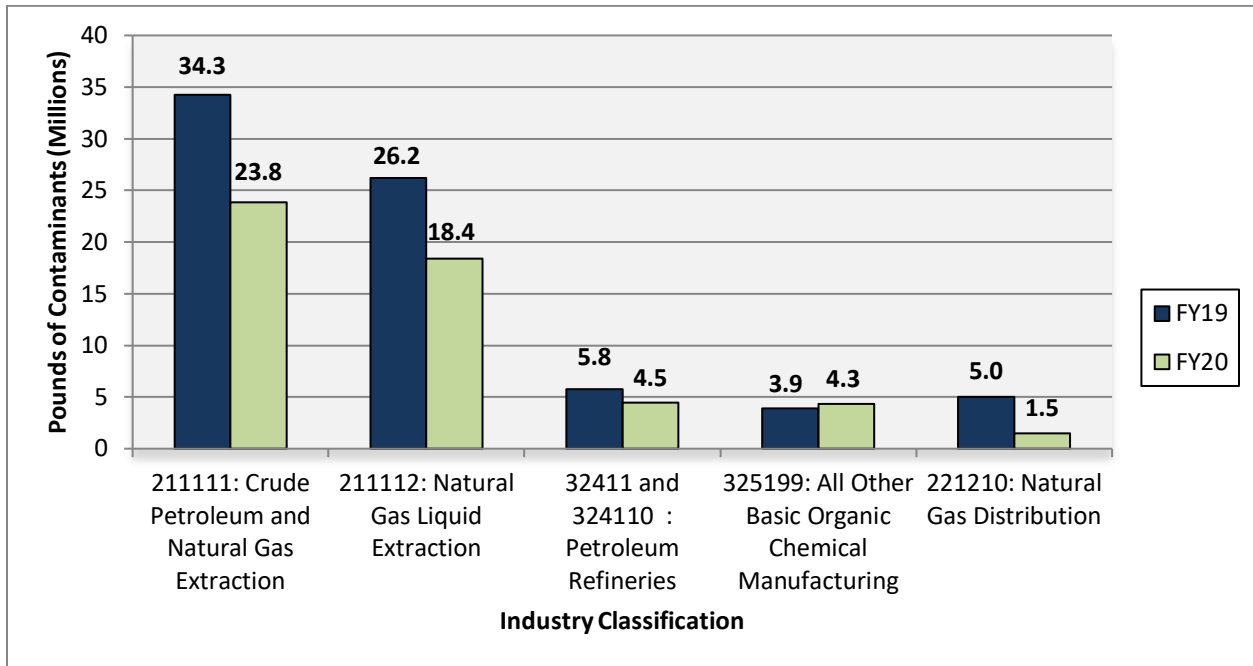
HRVOCs	Emissions Events	Scheduled Maintenance	Scheduled Startup	Scheduled Shutdown	Total
1,3-Butadienes	288,956	222	650	8,373	298,200
Butenes	231,190	222	3,953	12,499	247,865
Ethylene	766,307	33,529	41,399	477,903	1,319,139
Propylene	338,448	16,334	20,523	56,681	431,986
<b>HRVOC Total</b>	<b>1,624,901</b>	<b>50,307</b>	<b>66,526</b>	<b>555,456</b>	<b>2,297,190</b>

Please note the quantities of emissions are rounded to the nearest pound.

### **Total Quantity of Contaminants by Industry Classification**

Figure 5-4 displays the total quantity of emissions reported according to the NAICS of the regulated entity. The top source category for reported contaminants statewide in FY 2020 was Crude Petroleum at 23,825,882 pounds, which is 41% of the total air contaminants reported. The second largest quantity of reported contaminants was from Natural Gas Liquid Extraction at 18,422,016 pounds and was approximately 32% of the total air contaminants reported. Petroleum Refineries reported the third highest quantity at 4,480,050 pounds and 8% of the total air contaminants reported. The TPC Group Port Neches Operations fire in the Beaumont Region was a contributor to this source category. See Table 5-5 below for the Industrial Classification that reported the highest quantity of contaminants during FY 2020.

**Figure 5-4: Quantity of Contaminants by Industrial Classification**



Note: FY 2019 quantities were revised to reflect final reportable emissions.

**Table 5-5: Total Quantity of Air Contaminants (in pounds) by NAICS Code Reported Statewide under 30 TAC Chapter 101, Subchapter F**

NAICS	Emissions Events	Scheduled Maintenance	Scheduled Shutdown	Scheduled Startup	Total
<b>211111: Crude Petroleum and Natural Gas Extraction</b>	23,253,012	534,796	38,073	0	<b>23,825,882</b>
<b>211112: Natural Gas Liquid Extraction</b>	16,981,831	743,750	128,650	567,784	<b>18,422,016</b>
<b>32411 and 324110: Petroleum Refineries</b>	2,660,873	788,545	298,554	732,078	<b>4,480,050</b>
<b>325199: All Other Basic Organic Chemical Manufacturing</b>	3,026,232	67,680	159,055	1,082,851	<b>4,335,818</b>
<b>221210: Natural Gas Distribution</b>	260,193	5,420	0	1,248,695	<b>1,514,308</b>

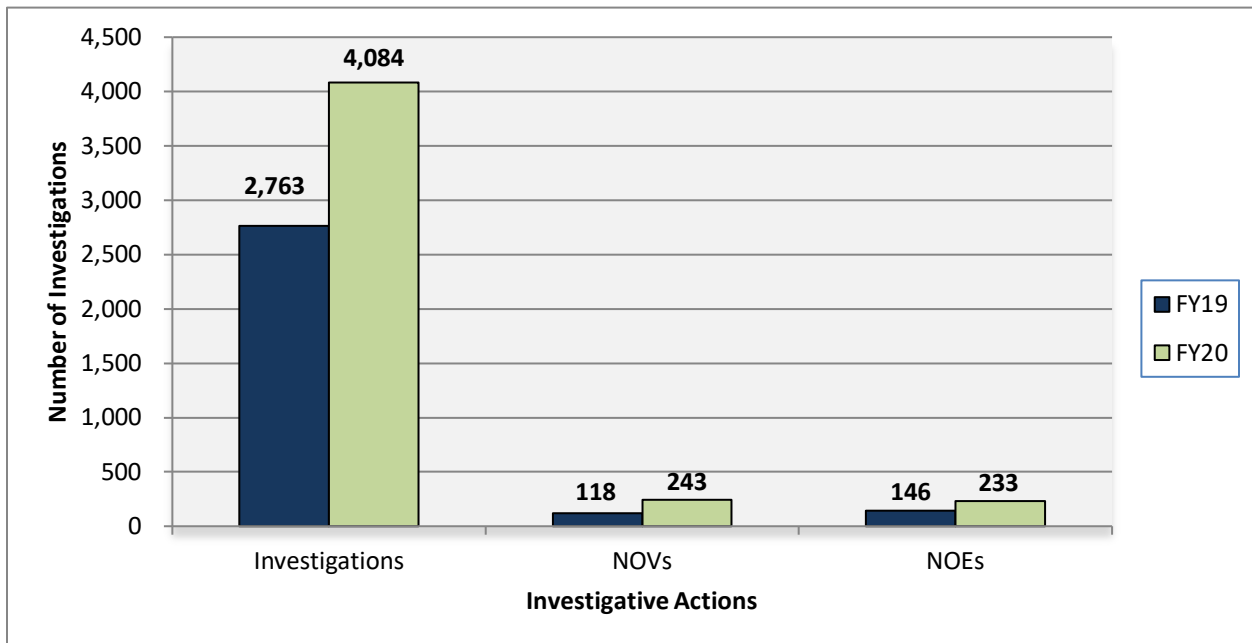
Please note the quantities of emissions are rounded to the nearest pound. Opacity events are not included (opacity is reported as a percentage).

## Incident Investigations

Emissions event investigations are on-demand activities. Staff review every reported incident; however, investigations are not conducted until after the final report for the emissions event is submitted, which in some instances may occur in the following fiscal year. Some investigations include multiple incidents. Those incidents where emissions exceeded the regulatory reportable quantity are investigated further. Incidents that are determined not to have exceeded a regulatory reportable quantity are closed after review.

Totals below include investigations and violations as of the end of FY 2020 and do not account for ongoing investigation and enforcement activities. The number of investigations conducted under 30 TAC Chapter 101 increased from 2,763 in FY 2019 to 4,084 in FY 2020. This increase was in part to staff continuing to conduct in-house investigations during the COVID-19 since they could be accomplished with social distancing precautions in place. The number of NOVs increased from 118 in FY 2019 (172 total violations) to 243 in FY 2020 (311 total violations) and the number of NOEs increased from 146 in FY 2019 (222 total violations) to 233 in FY 2020 (353 total violations). See Table 5-6 below for the complete set of data related to investigations, NOVs, and NOEs in response to Scheduled Maintenance, Scheduled Shutdown, Scheduled Startup, EEs, and Excess Opacity for FY 2020.

**Figure 5-5: Incident Investigations**



Note: An NOV or NOE may include multiple violations.

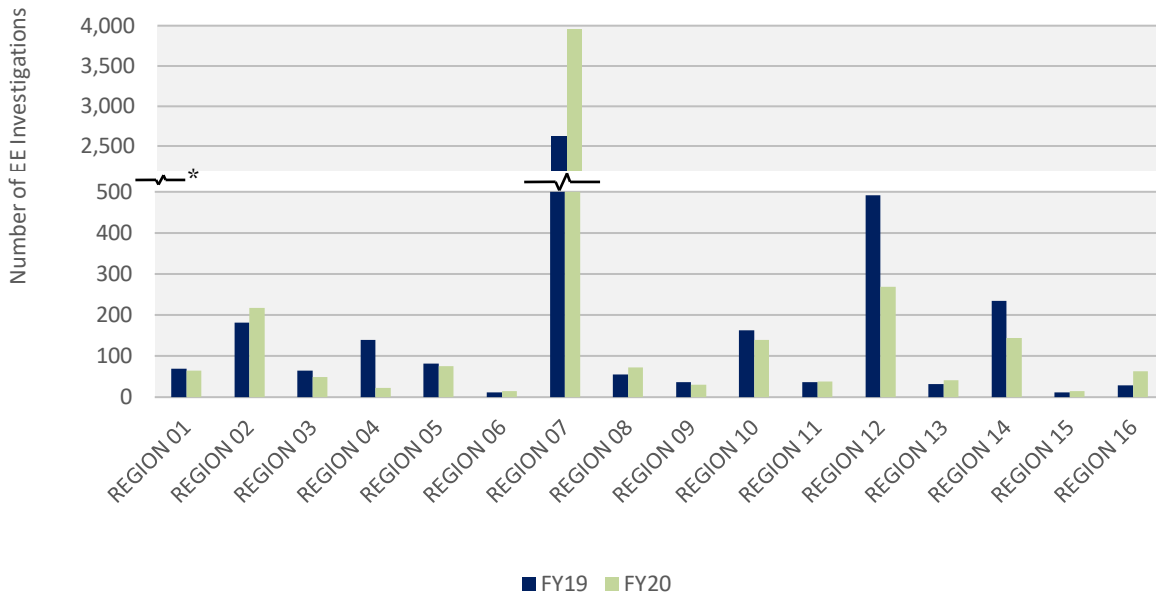
**Table 5-6: Agency Response to Incidents Reported under 30 TAC Chapter 101, Subchapter F**

<b>Incident Type</b>	<b>Investigations</b>	<b>Notices of Violation</b>	<b>Notices of Enforcement</b>
<b>Emissions Events</b>	3,583	237	219
<b>Scheduled Maintenance</b>	281	1	8
<b>Excess Opacity</b>	84	5	5
<b>Scheduled Startup</b>	86	0	1
<b>Scheduled Shutdown</b>	49	0	0
<b>Total</b>	<b>4,084</b>	<b>243</b>	<b>233</b>

## Emissions Events Investigations by Region

The total number of EE Investigations increased from 2,333 in FY 2019 to 3,583 in FY 2020. The largest increase in FY 2020 occurred in the Midland Region (FY 2019 1,387 and FY 2020 2,530). This increase is a result of an effort to address the significant number of emissions events occurring in the Permian Basin. See Tables 5-7 and 5-8 below for the complete set of FY 2020 data related to EE Incidents reported and EE Investigations, respectively.

**Figure 5-6: EE Investigations by Region**



\*The scale for number of investigations emissions has been broken into two parts to show more detail for regions with fewer investigations



**Table 5-7: Total Number of EE Incidents Reported Statewide under 30 TAC Chapter 101, Subchapter F**

<b>Region</b>	<b>EE Incidents</b>
Region 01 - Amarillo	58
Region 02 - Lubbock	176
Region 03 - Abilene	57
Region 04 - DFW Metroplex	18
Region 05 - Tyler	48
Region 06 - El Paso	11
Region 07 - Midland	2,556
Region 08 - San Angelo	54
Region 09 - Waco	12
Region 10 - Beaumont	162
Region 11 - Austin	34
Region 12 - Houston	416
Region 13 - San Antonio	26
Region 14 - Corpus Christi	106
Region 15 - Harlingen	11
Region 16 - Laredo	27
<b>Total</b>	<b>3,729</b>

**Table 5-8: Agency Investigations of EEs under 30 TAC 101, Subchapter F**

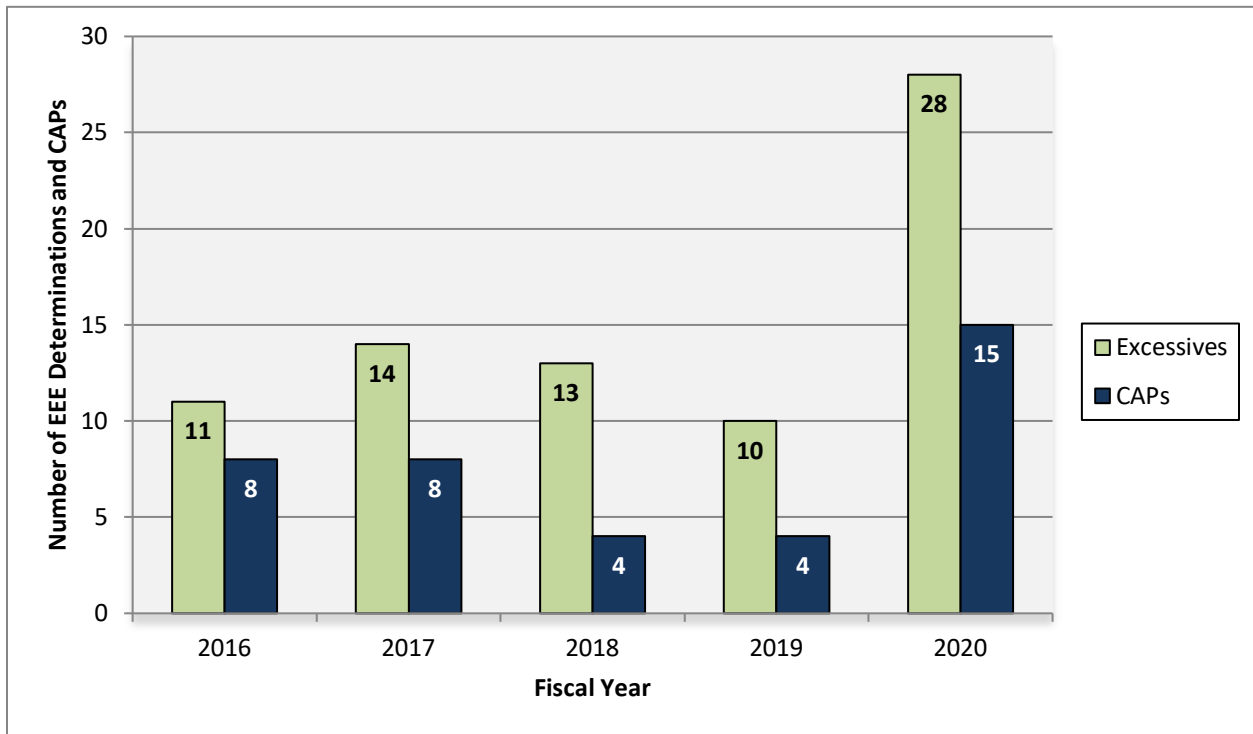
Region	EE Investigations
Region 01 - Amarillo	43
Region 02 - Lubbock	159
Region 03 - Abilene	42
Region 04 - DFW Metroplex	22
Region 05 - Tyler	56
Region 06 - El Paso	15
Region 07 - Midland	2,530
Region 08 - San Angelo	47
Region 09 - Waco	21
Region 10 - Beaumont	131
Region 11 - Austin	20
Region 12 - Houston	263
Region 13 - San Antonio	36
Region 14 - Corpus Christi	139
Region 15 - Harlingen	14
Region 16 - Laredo	45
<b>Total</b>	<b>3,583</b>

As previously discussed, every incident reported to the agency is reviewed by TCEQ staff. On some occasions, multiple reported incidents may be included in one investigation.

### **Excessive Emissions Events**

The number of Excessive EEs determinations increased from 10 in FY 2019 to 28 in FY 2020. This was the result of an increased focus in FY2020 on EEs and Hurricane Harvey Events being finalized. The number of approved Corrective Action Plans (CAP) increased from 4 CAPs in FY 2019 to 15 CAPs in FY 2020. See Table 5-9 for the complete set of data. Owners or operators are required to file a CAP within 60 days after receiving notification that an emissions event was deemed excessive. A CAP must identify four things: the cause or causes of the excessive EE (including all contributing factors that led to the EE); the control devices or other measures that are reasonably designed to prevent or minimize similar EEs in the future; operational changes the owner or operator will take to prevent or minimize similar EEs in the future; and time frames within which the owner or operator will implement the components of the CAP.

**Figure 5-7: Excessive Determinations and CAPs**



**Table 5-9: Excessive EE Determinations and CAPs under 30 TAC Chapter 101, Subchapter F**

Region	Excessive EE	Approved CAPs
Region 01 - Amarillo	0	0
Region 02 - Lubbock	0	0
Region 03 - Abilene	0	0
Region 04 - DFW Metroplex	0	0
Region 05 - Tyler	0	0
Region 06 - El Paso	0	0
Region 07 - Midland	1	0
Region 08 - San Angelo	0	0
Region 09 - Waco	0	0
Region 10 - Beaumont	5	1
Region 11 - Austin	0	0
Region 12 - Houston	21	12
Region 13 - San Antonio	1	1
Region 14 - Corpus Christi	10	1
Region 15 - Harlingen	0	0
Region 16 - Laredo	0	0
<b>Total</b>	<b>28</b>	<b>15</b>

## **Chapter 6 : Aggregate Production Operations**

TWC Chapter 28A requires the Commission to conduct an annual survey to identify all active APOs in the state and to ensure each active APO is registered. The Commission is also required to report the results of the survey, the number and general location of the registered APOs, the number of investigators trained in multiple areas related to the investigations, the number of investigations conducted, and the results of the investigations.

### **Training Program**

TWC 28A requires that APO inspections be conducted by inspectors trained in all applicable regulatory requirements. The TCEQ has implemented a training curriculum specific to the performance of APO investigations which a total of 123 investigators have completed.

### **Number and General Location of Registered Facilities**

For FY 2020, 1,056 APOs have active registrations with the TCEQ. The number of registered APOs per region is provided in Table 6-1.

**Table 6-1: Registered APOs per Region**

<b>Region</b>	<b>Number of Registered APOs</b>
Region 1 - Amarillo	26
Region 2 - Lubbock	19
Region 3 - Abilene	60
Region 4 - Dallas/Fort Worth	129
Region 5 - Tyler	40
Region 6 - El Paso	29
Region 7 - Midland	91
Region 8 - San Angelo	42
Region 9 - Waco	80
Region 10 - Beaumont	62
Region 11 - Austin	94
Region 12 - Houston	169
Region 13 - San Antonio	114
Region 14 - Corpus Christi	61
Region 15 - Harlingen	19
Region 16 - Laredo	21
<b>Total</b>	<b>1,056</b>

## Investigations and Results

In FY 2020, agency staff completed a total of 1,288 APO surveys and 353 Comprehensive Compliance Investigations (CCIs). Table 6-2 shows the breakdown of CCIs by TCEQ Regional Office.

**Table 6-2: APO Comprehensive Compliance Investigations by Region**

Region	APO CCIs
Region 1 - Amarillo	7
Region 2 - Lubbock	10
Region 3 - Abilene	41
Region 4 - Dallas/Fort Worth	12
Region 5 - Tyler	13
Region 6 - El Paso	6
Region 7 - Midland	4
Region 8 - San Angelo	19
Region 9 - Waco	45
Region 10 - Beaumont	40
Region 11 - Austin	36
Region 12 - Houston	37
Region 13 - San Antonio	51
Region 14 - Corpus Christi	15
Region 15 - Harlingen	8
Region 16 - Laredo	9
<b>Total</b>	<b>353</b>

In addition, there were 36 complaint investigations, 8 follow-up investigations, and 214 file reviews for a total of 611 APO investigations. These surveys and investigations resulted in issuance of 157 NOV's and 24 NOE's. This includes investigations at APO facilities that resulted in either an NOV or NOE with one or more violations of a rule under TCEQ jurisdiction. However, violations cited may not be directly related to 30 TAC Chapter 342. In addition, 27 administrative orders were issued, including seven administrative orders with violations for failure to register or renew an existing registration. There was a total of \$172,499 to be paid as penalties. Table 6-3 lists surveys, investigations, and enforcement history from previous years.

**Table 6-3: Investigation and Enforcement History**

<b>FY</b>	<b>Annual Surveys</b>	<b>Investigations</b>	<b>NOVs Issued</b>	<b>NOEs</b>	<b>Administrative Orders Issued</b>
2016	2,861	94	139	54	63
2017	2,341	346	150	22	25
2018	1,264	468	209	19	16
2019	1,443	462	161	35	28
2020	1,288	611	157	24	27



# **Chapter 7 : Tier II Chemical Reporting Program**

## **Texas Tier II Chemical Reporting Program and Local Emergency Planning Committee (LEPC) Grant Program**

On September 1, 2015, the Texas Tier II Chemical Reporting Program (Tier II Program) was transferred from the Texas Department of State Health Services to the TCEQ pursuant to House Bill 942, enacted by the 84th Texas Legislature and signed into law by the Governor on June 16, 2015.

On March 1, 2020, the Tier II Program finished its fifth annual reporting period at the TCEQ with 81,497 chemical inventory reports received from the regulated community and over \$1.0 million in fees collected.

The Tier II Reporting online application was released last fiscal year and was used for the second time by the regulated community to submit Tier II Chemical Reports. To further assist the regulated community this year, the Tier II Team implemented a new online help form, increased its guidance documents, and created videos for the regulated community to facilitate reporting. The program had significantly fewer customers needing assistance than the previous year (~6,000 vs ~10,000 incoming and outgoing online help forms, calls and emails).

The Tier II Program has reviewed over 27,028 facilities and has initiated compliance actions to correct report deficiencies for 482 reports with 1,446 facilities that either submitted partial or incorrect information. By August 2020, 258 of the reports had been resubmitted. During FY 2020, the TCEQ conducted 595 on-site Tier II investigations including 20 at ammonium nitrate storage facilities and completed 685 record reviews.

As a part of legislative implementation, the TCEQ also created the Texas LEPC Grant Program to assist LEPCs in fulfilling their responsibilities under the Emergency Planning and Community Right-to-Know Act. The grant program awarded \$4.13 million to 56 Texas LEPCs during its first round in FY 2017 and awarded \$128,768 to 27 Texas LEPCs in its second round in FY 2019. The next grant round will be opened when funds are available in FY 2021 or later.

## **Chapter 8 : Results of Enforcement Actions**

Since FY 1998, the TCEQ has been compiling statistical information regarding the results of enforcement actions taken by the TCEQ and through cases referred to the OAG. Once administrative or Civil Judgments are finalized, the Enforcement Division staff review each case and determine if the enforcement action had an impact or potential impact on public health and the environment. Each order may include one or more of the classifications displayed in the figures. Staff also classify some of the actions required to achieve compliance, including an estimate of the cost of compliance to the violators.

For each of the categories, staff evaluated the actions the regulated entity took, or must take, to come into compliance with all violations discovered during the inspection and enforcement process which resulted in the final order or judgment and determine the appropriate response. This includes activities related to, but not directly required by the order or judgment, (e.g. activities which took place prior to issuance of the final order/judgment) or which must be taken after order issuance to come into compliance, including SEPs (except for the dollar amount associated with the SEP).

**Figure 8-1: Impact Analysis of Administrative Orders and Civil Judgments**

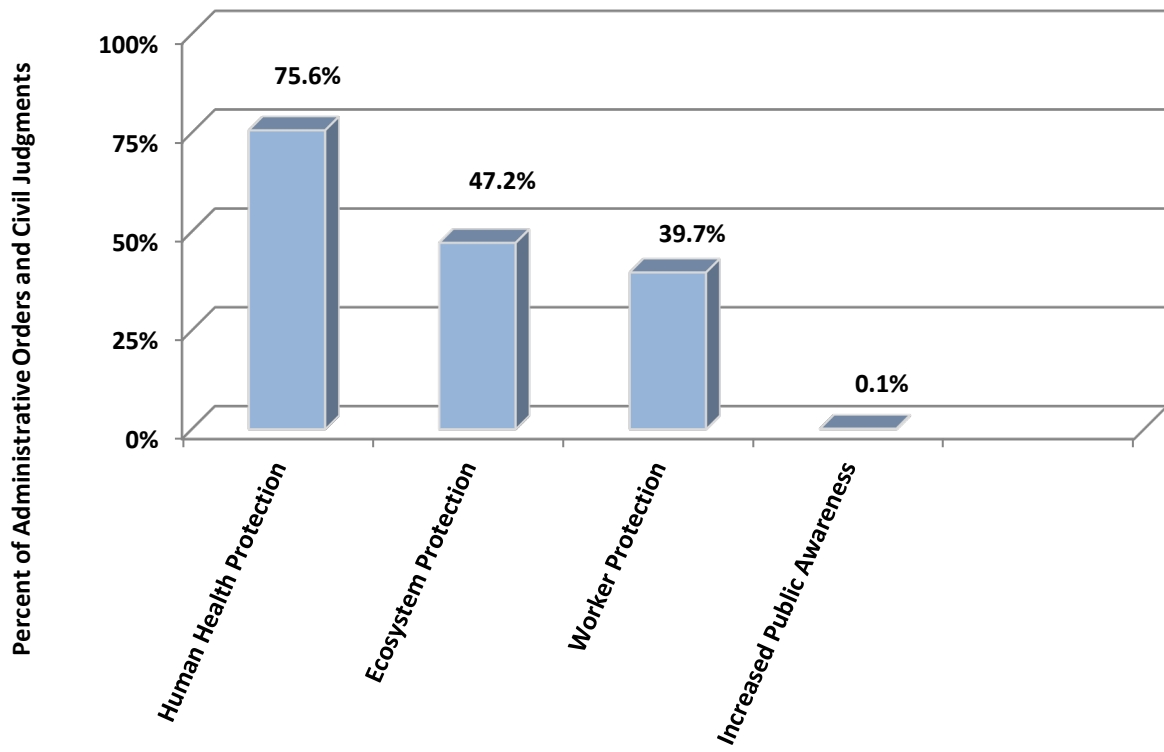


Figure 8-2 depicts the number of enforcement orders that resulted in the following: pollution reduction; emissions or discharge change; permit application; storage or disposal change; industrial process change; public health care; and use reductions.

**Figure 8-2: Results of Administrative Orders and Civil Judgments – Permitting and Process Changes**

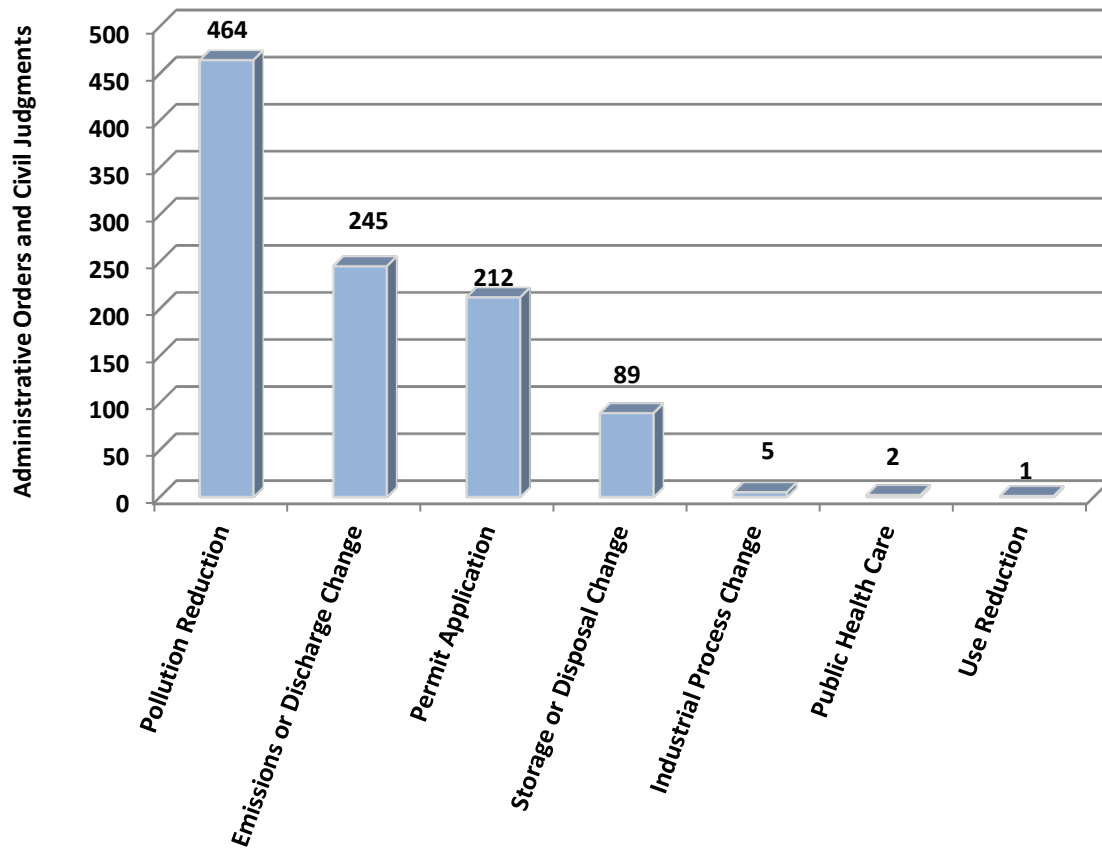


Figure 8-3 depicts the number of enforcement orders that resulted in the following: record keeping; monitoring and sampling; reporting; testing; training; removal; remediation; site assessment; labeling and manifesting; restoration; auditing; and providing site access.

**Figure 8-3: Results of Administrative Orders and Civil Judgments – Clean Up, Monitoring, and Recordkeeping Requirements**

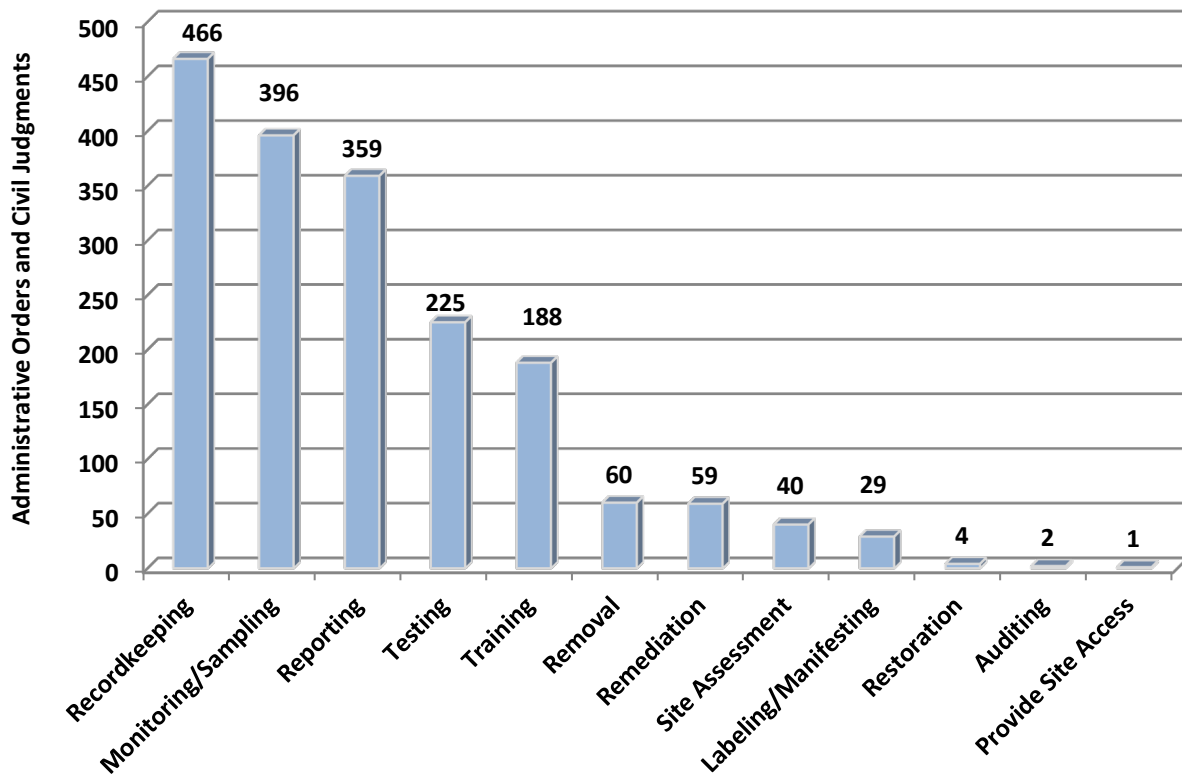


Table 8-1 depicts an estimation of the largest amount of pollutant reductions through enforcement actions finalized in FY 2020. Overall, it is estimated<sup>8</sup> that TCEQ final enforcement actions resulted in, or will result in, over 221 million pounds (lbs) of pollutants eliminated or reduced, or the routes of exposure reduced, in the environment.

**Table 8-1: Top 25 Estimated Pollutant Reductions from Orders Issued**

Pollutant Name	Amount Reduced (lbs)	Medium
Tires (Scrap)	67,681,241	LAND
Municipal Solid Waste	59,104,576	AIR, LAND
Wastewater Discharge, industrial and municipal	38,489,011	WATER
Chlorinated Water	16,119,300	WATER
Potable Water	14,344,800	WATER
Agricultural waste	6,361,800	WATER
Soil and Dirt	3,405,888	LAND, WATER
Construction Debris	2,782,482	LAND
Sewage	2,569,500	WATER
Volatile Organic Compounds	2,524,751	AIR
Sulfur Dioxide	2,115,784	AIR
Soil, contaminated w/ hydrocarbons	1,733,200	LAND
Carbon Monoxide	947,328	AIR
Particulate Matter (unspeciated)	652,738	AIR
Lead	598,575	LAND, WATER
Wastewater Sludge	371,440	LAND
Industrial Waste	295,215	LAND, WATER
Nitrogen Oxides (NOx)	247,945	AIR
Particulate Matter 2.5	233,424	AIR
Natural Gas	221,664	AIR
Methane	150,440	AIR
Aluminum	143,679	WATER
Methanol	128,923	AIR
Ammonia	72,655	AIR
Ethylene	69,301	AIR

<sup>8</sup> Estimations were based upon best educated predictions or knowledge of the technical staff. In those cases where cleanups were not completed yet, estimates of the amount of contaminants to be removed were used. In those cases where emissions or discharges were reduced or eliminated by the enforcement action, the estimation was based upon an assumption that the violations would have continued at least for one year if the TCEQ had not acted.

# Tables Descriptions

## Investigations

Table T-1A summarizes, by TCEQ region and type, total investigations conducted during FY 2020.  
Table T-1B summarizes, by TCEQ region and type, on-site investigations conducted during FY 2020.  
Table T-2A summarizes, by TCEQ region and type, total investigations conducted during FY 2019.  
Table T-2B summarizes, by TCEQ region and type, on-site investigations conducted during FY 2019.  
Table T-3A summarizes, by TCEQ region and type, total investigations conducted during FY 2018.  
Table T-3B summarizes, by TCEQ region and type, on-site investigations conducted during FY 2018.  
Table T-4A summarizes, by TCEQ region and type, total investigations conducted during FY 2017.  
Table T-4B summarizes, by TCEQ region and type, on-site investigations conducted during FY 2017.  
Table T-5A summarizes, by TCEQ region and type, total investigations conducted during FY 2016.  
Table T-5B summarizes, by TCEQ region and type, on-site investigations conducted during FY 2016.  
Table T-6A summarizes, by TCEQ region and type, total investigations conducted during FY 2015.  
Table T-6B summarizes, by TCEQ region and type, on-site investigations conducted during FY 2015.

## Complaints

Table T-7 summarizes, by TCEQ region and type, complaints investigated during FY 2020.  
Table T-8 summarizes, by TCEQ region and type, complaints investigated during FY 2019.  
Table T-9 summarizes, by TCEQ region and type, complaints investigated during FY 2018.  
Table T-10 summarizes, by TCEQ region and type, complaints investigated during FY 2017.  
Table T-11 summarizes, by TCEQ region and type, complaints investigated during FY 2016.  
Table T-12 summarizes, by TCEQ region and type, complaints investigated during FY 2015.

## Notices of Violation (NOV) by Regional Offices

Table T-13 summarizes NOVs issued during FY 2020 by the TCEQ Regional Offices.  
Table T-14 summarizes NOVs issued during FY 2019 by the TCEQ Regional Offices.  
Table T-15 summarizes NOVs issued during FY 2018 by the TCEQ Regional Offices.  
Table T-16 summarizes NOVs issued during FY 2017 by the TCEQ Regional Offices.  
Table T-17 summarizes NOVs issued during FY 2016 by the TCEQ Regional Offices.  
Table T-18 summarizes NOVs issued during FY 2015 by the TCEQ Regional Offices.

## **Notices of Violation by Central Office**

Table T-19 summarizes NOVs issued during FY 2020 by the TCEQ Central Office in Austin.  
Table T-20 summarizes NOVs issued during FY 2019 by the TCEQ Central Office in Austin.  
Table T-21 summarizes NOVs issued during FY 2018 by the TCEQ Central Office in Austin.  
Table T-22 summarizes NOVs issued during FY 2017 by the TCEQ Central Office in Austin.  
Table T-23 summarizes NOVs issued during FY 2016 by the TCEQ Central Office in Austin.  
Table T-24 summarizes NOVs issued during FY 2015 by the TCEQ Central Office in Austin.

## **Administrative Orders Issued**

Table T-25 summarizes the administrative orders issued by the TCEQ for FY 2020.  
Table T-26 summarizes the administrative orders issued by the TCEQ for FY 2019.  
Table T-27 summarizes the administrative orders issued by the TCEQ for FY 2018.  
Table T-28 summarizes the administrative orders issued by the TCEQ for FY 2017.  
Table T-29 summarizes the administrative orders issued by the TCEQ for FY 2016.  
Table T-30 summarizes the administrative orders issued by the TCEQ for FY 2015.

## **Court Orders Issued**

Table T-31 summarizes the civil judgments issued through representation by the Office of Attorney General for FY 2020.  
Table T-32 summarizes the civil judgments issued through representation by the Office of Attorney General for FY 2019.  
Table T-33 summarizes the civil judgments issued through representation by the Office of Attorney General for FY 2018.  
Table T-34 summarizes the civil judgments issued through representation by the Office of Attorney General for FY 2017.  
Table T-35 summarizes the civil judgments issued through representation by the Office of Attorney General for FY 2016.  
Table T-36 summarizes the civil judgments issued through representation by the Office of Attorney General for FY 2015.



**Table T-1A: Total Investigations Conducted FY 2020 (9/1/2019 – 8/31/2020)**

	AGRI	APO	AIR	EA	IHW <sup>9</sup>	MSW	OC	OSSF	PST	PWS <sup>10</sup>	RAD	WQ	WR	UIC	MM <sup>11</sup>	TOTAL
<b>Region 1</b>	57	24	447	0	109	58	0	303	170	90	0	220	0	72	19	1,569
<b>Region 2</b>	20	51	419	0	39	81	0	80	149	150	0	243	0	0	49	1,281
<b>Region 3</b>	66	50	369	0	52	55	0	196	174	235	0	752	27	0	35	2,011
<b>Region 4</b>	212	316	2,015	0	390	182	5	667	1,463	760	0	3,624	22	2	126	9,784
<b>Region 5</b>	86	75	1,003	0	244	100	3	93	293	651	0	2,771	51	9	268	5,647
<b>Region 6</b>	0	9	931	0	122	163	0	25	153	59	0	238	0	0	50	1,750
<b>Region 7</b>	4	18	4,668	0	104	28	0	32	78	96	180	259	9	4	46	5,526
<b>Region 8</b>	2	65	300	0	44	52	0	40	75	96	0	200	11	0	59	944
<b>Region 9</b>	21	164	608	0	98	144	0	3	480	396	0	1,401	3	0	50	3,368
<b>Region 10</b>	0	82	1,556	0	230	388	1	945	355	430	0	1,841	394	33	146	6,401
<b>Region 11</b>	3	215	427	881	75	93	3	33	448	326	0	1,197	19	0	112	3,832
<b>Region 12</b>	0	307	3,012	0	746	132	0	258	1,166	1,385	0	8,330	27	93	274	15,730
<b>Region 13</b>	10	178	806	514	109	170	1	4	439	447	0	747	184	2	242	3,853
<b>Region 14</b>	0	127	1,017	0	125	121	1	1	131	337	0	1,547	2	59	87	3,555
<b>Region 15</b>	1	11	333	0	25	112	1	8	268	92	0	703	0	7	66	1,627
<b>Region 16</b>	0	16	408	0	43	43	0	11	119	116	0	286	4	6	37	1,089
<b>Water-master Programs</b>	0	0	0	0	0	0	0	0	0	0	0	0	40,269	0	0	40,269
<b>TOTALS</b>	482	1,708	18,319	1,395	2,555	1,922	15	2,699	5,961	5,666	180	24,359	41,022	287	1,666	<b>108,236</b>

9 DC and ER are included with IHW.

10 PWS investigations include Municipal Utility District Construction investigations.

11 Multi-Media includes investigations with one or more different parent programs and Tier II.

**Table T-1B: On-site Investigations Conducted FY 2020 (9/1/2019 – 8/31/2020)**

	AGRI	APO	AIR	EA	IHW <sup>12</sup>	MSW	OC	OSSF	PST	PWS <sup>13</sup>	RAD	WQ	WR	UIC <sup>14</sup>	MM <sup>15</sup>	TOTAL
<b>Region 1</b>	53	11	167	0	36	42	0	155	145	50	0	24	0	22	13	718
<b>Region 2</b>	11	25	80	0	24	61	0	46	129	58	0	33	0	0	34	501
<b>Region 3</b>	37	48	86	0	17	45	0	104	140	106	0	159	25	0	19	786
<b>Region 4</b>	107	28	940	0	87	117	0	344	1,286	373	0	475	18	0	63	3,838
<b>Region 5</b>	73	34	298	0	128	81	0	39	273	336	0	441	51	0	245	1,999
<b>Region 6</b>	0	6	754	0	45	150	0	17	138	28	0	123	0	0	39	1,300
<b>Region 7</b>	4	17	145	0	42	17	0	11	69	44	180	19	8	0	28	584
<b>Region 8</b>	2	26	35	0	21	39	0	26	68	44	0	59	2	0	36	358
<b>Region 9</b>	10	39	122	0	19	84	0	3	382	187	0	208	1	0	44	1,099
<b>Region 10</b>	0	76	451	0	92	313	0	531	273	194	0	187	394	2	140	2,653
<b>Region 11</b>	2	39	183	340	16	82	0	17	413	240	0	213	19	0	108	1,672
<b>Region 12</b>	0	72	1,345	0	348	105	0	120	1,010	901	0	485	20	17	178	4,601
<b>Region 13</b>	6	54	393	237	32	149	0	2	388	254	0	288	184	1	216	2,204
<b>Region 14</b>	0	24	409	0	37	100	0	1	96	212	0	152	2	19	53	1,105
<b>Region 15</b>	1	9	148	0	8	99	0	8	239	63	0	96	0	2	64	737
<b>Region 16</b>	0	10	259	0	17	38	0	7	85	80	0	49	4	0	33	582
<b>Water-master Programs</b>	0	0	0	0	0	0	0	0	0	0	0	0	40,269	0	0	40,269
<b>TOTALS</b>	306	518	5,815	577	969	1,522	0	1,431	5,134	3,170	180	3,011	40,997	63	1,313	<b>65,006</b>

12 DC is included with IHW.

13 PWS investigations include Municipal Utility District Construction investigations.

14 UIC also includes some investigations previously counted towards IHW

15 Multi-Media includes investigations with one or more different parent programs and Tier II.

**Table T-2A: Total Investigations Conducted FY 2019 (9/1/2018 – 8/31/2019)**

	AGRI	APO	AIR	EA	IHW <sup>16</sup>	MSW	OC	OSSF	PST	PWS <sup>17</sup>	RAD	WQ	WR	UIC	MM <sup>18</sup>	TOTAL
<b>Region 1</b>	84	32	613	0	78	59	1	292	203	158	0	245	2	68	8	1,843
<b>Region 2</b>	10	70	385	0	86	111	0	110	245	246	0	265	0	0	37	1,565
<b>Region 3</b>	52	34	389	0	68	81	1	160	234	260	0	803	15	0	28	2,125
<b>Region 4</b>	215	362	2,295	0	372	184	18	457	1,670	985	0	3,663	33	1	99	10,354
<b>Region 5</b>	75	66	1,197	0	239	92	7	67	377	530	0	2,793	78	4	181	5,706
<b>Region 6</b>	0	9	722	0	91	69	1	39	134	58	0	171	0	0	69	1,363
<b>Region 7</b>	0	30	3,206	0	172	37	0	58	223	199	0	240	1	4	27	4,197
<b>Region 8</b>	6	162	414	0	72	103	0	64	80	133	0	244	10	0	61	1,349
<b>Region 9</b>	24	143	673	0	141	150	0	20	434	429	0	1,319	12	0	57	3,402
<b>Region 10</b>	0	29	1,644	0	257	245	1	794	376	489	0	1,866	203	36	71	6,011
<b>Region 11</b>	2	205	397	996	71	137	2	26	520	387	0	1,065	42	0	103	3,953
<b>Region 12</b>	7	329	3,537	0	363	196	8	340	1,450	1,530	1	8,470	13	89	193	16,526
<b>Region 13</b>	14	345	823	676	100	158	2	7	518	471	4	954	193	3	162	4,430
<b>Region 14</b>	4	44	1,010	0	125	208	0	0	271	301	2	1,428	0	72	129	3,594
<b>Region 15</b>	2	7	460	0	31	148	0	3	243	122	1	642	0	2	73	1,734
<b>Region 16</b>	2	16	337	0	37	71	0	18	134	117	6	308	2	7	39	1,094
<b>Water-master Programs</b>	0	0	0	0	0	0	0	0	0	0	0	0	38,414	0	0	38,414
<b>TOTALS</b>	497	1,883	18,102	1,672	2,303	2,049	41	2,455	7,112	6,415	14	24,476	39,018	286	1,337	<b>107,660</b>

16 DC and ER are included with IHW.

17 PWS investigations include Municipal Utility District Construction investigations.

18 Multi-Media includes investigations with one or more different parent programs and Tier II.

**Table T-2B: On-site Investigations Conducted FY 2019 (9/1/2018 – 8/31/2019)**

	AGRI	APO	AIR	EA	IHW <sup>19</sup>	MSW	OC	OSSF	PST	PWS <sub>20</sub>	RAD	WQ	WR	UIC <sup>21</sup>	MM <sup>22</sup>	TOTAL
<b>Region 1</b>	79	23	268	0	32	46	0	146	190	101	0	39	2	29	8	963
<b>Region 2</b>	7	18	102	0	38	78	0	53	233	118	0	48	0	0	31	726
<b>Region 3</b>	39	28	125	0	21	70	0	87	200	147	0	227	14	0	28	986
<b>Region 4</b>	137	83	1,074	0	106	119	0	208	1,495	646	0	641	27	0	96	4,632
<b>Region 5</b>	60	21	185	0	128	83	0	33	353	335	0	616	76	1	176	2,067
<b>Region 6</b>	0	9	629	0	48	61	0	18	117	30	0	82	0	0	59	1,053
<b>Region 7</b>	0	26	129	0	97	26	0	23	212	150	0	20	1	0	26	710
<b>Region 8</b>	3	50	62	0	42	73	0	24	66	55	0	74	3	0	40	492
<b>Region 9</b>	16	58	190	0	34	124	0	20	364	237	0	201	4	0	55	1,303
<b>Region 10</b>	0	15	741	0	124	207	0	485	326	293	0	209	203	9	69	2,681
<b>Region 11</b>	1	43	232	417	23	116	0	11	473	268	0	181	40	0	99	1,904
<b>Region 12</b>	6	319	1,930	0	106	165	0	174	1,318	1,058	1	856	7	20	187	6,147
<b>Region 13</b>	11	54	369	251	44	131	0	6	480	278	2	295	191	1	159	2,272
<b>Region 14</b>	4	35	546	0	50	197	0	0	257	228	1	227	0	23	124	1,692
<b>Region 15</b>	2	7	244	0	18	130	0	3	216	84	1	139	0	0	71	915
<b>Region 16</b>	2	13	238	0	19	65	0	13	113	59	3	63	2	2	37	629
<b>Water-master Programs</b>	0	0	0	0	0	0	0	0	0	0	0	0	38,414	0	0	38,414
<b>TOTALS</b>	367	802	7,064	668	930	1,691	0	1,304	6,413	4,087	8	3,918	38,984	85	1,265	<b>67,586</b>

19 DC is included with IHW.

20 PWS investigations include Municipal Utility District Construction investigations.

21 UIC also includes some investigations previously counted towards IHW

22 Multi-Media includes investigations with one or more different parent programs and Tier II.

**Table T-3A: Total Investigations Conducted FY 2018 (9/1/2017 – 8/31/2018)**

	AGRI	APO	AIR	EA	IHW <sup>23</sup>	MSW	OC	OSSF	PST	PWS <sup>24</sup>	RAD	WQ	WR	UIC	MM <sup>25</sup>	TOTAL
<b>Region 1</b>	68	19	665	0	85	59	0	298	337	91	0	204	0	62	8	1,896
<b>Region 2</b>	23	43	451	0	47	92	0	173	126	241	0	229	0	0	32	1,457
<b>Region 3</b>	38	38	369	0	60	54	1	135	338	310	0	755	22	0	24	2,144
<b>Region 4</b>	203	379	2,433	0	312	109	15	446	1,861	1,014	2	3,252	23	2	99	10,150
<b>Region 5</b>	87	30	1,076	0	195	62	4	98	481	493	0	2,601	57	7	172	5,363
<b>Region 6</b>	0	8	738	0	94	68	1	14	169	60	0	164	0	0	81	1,397
<b>Region 7</b>	0	38	2,157	0	165	29	0	43	150	109	124	169	4	6	27	3,021
<b>Region 8</b>	10	174	325	0	79	67	1	90	94	120	0	197	9	0	42	1,208
<b>Region 9</b>	28	218	741	0	94	70	1	1	447	471	0	1,321	13	0	16	3,421
<b>Region 10</b>	1	47	1,513	0	245	510	0	699	458	446	0	1,870	81	30	31	5,931
<b>Region 11</b>	1	225	477	872	67	94	2	30	350	286	0	1,007	283	0	28	3,722
<b>Region 12</b>	3	112	3,742	0	244	1,116	2	299	1,514	1,594	4	8,626	27	77	88	17,448
<b>Region 13</b>	7	336	717	557	87	136	2	11	649	450	2	928	1	4	81	3,968
<b>Region 14</b>	6	34	867	0	127	1,208	1	2	323	295	2	1,350	3	56	65	4,339
<b>Region 15</b>	1	5	334	0	25	147	0	3	245	102	2	622	0	3	51	1,540
<b>Region 16</b>	0	19	322	0	38	65	0	21	163	128	3	305	1	7	39	1,111
<b>Water-master Programs</b>	0	0	0	0	0	0	0	0	0	0	0	0	35,409	0	0	35,409
<b>TOTALS</b>	476	1,725	16,927	1,429	1,964	3,886	30	2,363	7,705	6,210	139	23,600	35,933	254	884	<b>103,525</b>

23 DC and ER are included with IHW.

24 PWS investigations include Municipal Utility District Construction investigations.

25 Multi-Media includes investigations with one or more different parent programs and Tier II.

**Table T-3B: On-site Investigations Conducted FY 2018 (9/1/2017 – 8/31/2018)**

	AGRI	APO	AIR	EA	IHW <sup>26</sup>	MSW	OC	OSSF	PST	PWS <sup>27</sup>	RAD	WQ	WR	UIC <sup>28</sup>	MM <sup>29</sup>	TOTAL
<b>Region 1</b>	64	8	248	0	38	52	0	147	327	56	0	37	0	21	8	1,006
<b>Region 2</b>	10	28	85	0	30	76	0	80	107	121	0	38	0	0	21	596
<b>Region 3</b>	26	32	124	0	23	44	0	75	296	125	0	169	21	0	24	959
<b>Region 4</b>	167	94	1,462	0	102	76	0	247	1,683	652	0	541	18	0	96	5,138
<b>Region 5</b>	68	29	162	0	104	47	0	38	464	304	0	473	56	0	172	1,917
<b>Region 6</b>	0	8	653	0	51	62	0	5	151	40	0	64	0	0	73	1,107
<b>Region 7</b>	0	35	171	0	116	17	0	21	144	51	124	36	3	2	23	743
<b>Region 8</b>	6	110	75	0	44	40	0	42	80	49	0	55	5	0	32	538
<b>Region 9</b>	24	65	209	0	18	53	0	0	370	249	0	250	3	0	15	1,256
<b>Region 10</b>	1	26	484	0	101	473	0	447	362	247	0	198	80	3	27	2,449
<b>Region 11</b>	0	36	267	0	24	87	0	18	318	205	0	176	259	0	25	1,415
<b>Region 12</b>	3	104	1,863	0	83	1,094	0	148	1,404	1,241	3	858	19	14	85	6,919
<b>Region 13</b>	4	53	304	0	29	116	0	7	610	205	2	250	1	0	81	1,662
<b>Region 14</b>	6	29	515	0	41	1,199	0	2	300	220	2	169	2	11	61	2,557
<b>Region 15</b>	1	5	162	0	17	134	0	3	217	73	1	142	0	0	49	804
<b>Region 16</b>	0	16	220	0	13	62	0	17	144	73	3	77	1	1	38	665
<b>Water-master Programs</b>	0	0	0	0	0	0	0	0	0	0	0	0	35,409	0	0	35,409
<b>TOTALS</b>	380	678	7,004	0	834	3,632	0	1,297	6,977	3,911	135	3,533	35,877	52	830	<b>65,140</b>

26 DC is included with IHW.

27 PWS investigations include Municipal Utility District Construction investigations.

28 UIC also includes some investigations previously counted towards IHW

29 Multi-Media includes investigations with one or more different parent programs and Tier II.

**Table T-4A: Total Investigations Conducted FY 2017 (9/1/2016 – 8/31/2017)**

	AGRI	APO	AIR	EA	IHW <sup>30</sup>	MSW	OC	OSSF	PST	PWS <sup>31</sup>	RAD	WQ	WR	UIC	MM <sup>32</sup>	TOTAL
<b>Region 1</b>	83	78	623	0	70	69	4	281	176	118	0	231	4	71	8	1,816
<b>Region 2</b>	24	113	525	0	47	60	4	113	186	277	0	215	0	0	66	1,630
<b>Region 3</b>	32	191	392	0	51	25	3	122	222	269	0	747	16	0	9	2,079
<b>Region 4</b>	159	320	2,804	0	227	169	38	312	1,797	902	0	3,315	43	2	72	10,160
<b>Region 5</b>	114	144	955	0	191	76	7	217	376	544	0	2,721	99	3	218	5,665
<b>Region 6</b>	0	70	788	0	96	60	3	32	209	52	0	178	1	0	31	1,520
<b>Region 7</b>	0	99	2,428	0	146	32	0	24	118	110	88	215	3	4	26	3,293
<b>Region 8</b>	4	248	343	0	49	91	1	71	111	138	0	258	46	0	46	1,406
<b>Region 9</b>	22	229	712	0	133	139	3	1	518	459	0	1,448	5	0	22	3,691
<b>Region 10</b>	2	149	1,701	0	221	225	1	758	406	486	0	2,040	26	31	47	6,093
<b>Region 11</b>	2	210	506	781	73	138	16	30	460	330	0	1,006	116	0	49	3,717
<b>Region 12</b>	1	336	3,330	0	492	154	8	322	2,315	1,929	4	8,105	53	95	105	17,249
<b>Region 13</b>	4	234	705	491	146	205	4	3	572	504	6	1,123	7	8	88	4,100
<b>Region 14</b>	2	150	1,101	0	222	71	1	7	245	230	8	1,381	3	63	123	3,607
<b>Region 15</b>	0	39	363	0	20	166	0	2	278	129	3	615	0	4	66	1,685
<b>Region 16</b>	0	71	374	0	38	32	0	14	147	127	9	299	3	7	53	1,174
<b>Water-master Programs</b>	0	0	0	0	0	0	0	0	0	0	0	0	35,261	0	0	35,261
<b>TOTALS</b>	449	2,681	17,650	1,272	2,222	1,712	93	2,309	8,136	6,604	118	23,897	35,686	288	1,029	<b>104,146</b>

30 DC and ER are included with IHW.

31 PWS investigations include Municipal Utility District Construction investigations.

32 Multi-Media includes investigations with one or more different parent programs and Tier II.

**Table T-4B: On-site Investigations Conducted FY 2017 (9/1/2016 – 8/31/2017)**

	AGRI	APO	AIR	EA	IHW <sup>33</sup>	MSW	OC	OSSF	PST	PWS <sup>34</sup>	RAD	WQ	WR	UIC <sup>35</sup>	MM <sup>36</sup>	TOTAL
<b>Region 1</b>	73	11	240	0	23	66	0	132	160	59	0	55	4	24	7	854
<b>Region 2</b>	14	24	79	0	33	38	0	57	139	155	0	39	0	0	48	626
<b>Region 3</b>	14	41	124	0	16	18	1	68	197	112	0	132	15	0	7	745
<b>Region 4</b>	114	84	2,069	0	135	110	0	141	1,650	559	0	493	35	0	65	5,455
<b>Region 5</b>	106	17	158	0	115	63	0	79	351	341	0	483	98	0	212	2,023
<b>Region 6</b>	0	14	716	0	36	49	0	18	183	36	0	86	0	0	27	1,165
<b>Region 7</b>	0	24	165	0	86	23	0	12	109	47	86	41	1	0	13	607
<b>Region 8</b>	4	51	57	0	32	54	0	31	96	66	0	88	6	0	21	506
<b>Region 9</b>	17	55	215	0	28	78	0	0	467	250	0	262	4	0	18	1,394
<b>Region 10</b>	1	31	716	0	87	181	0	455	341	248	0	227	25	4	45	2,361
<b>Region 11</b>	2	36	263	0	32	110	0	18	431	209	0	162	114	0	37	1,414
<b>Region 12</b>	1	23	1,296	0	135	121	0	159	2,136	1,451	4	560	9	18	97	6,010
<b>Region 13</b>	4	39	379	0	51	166	0	2	505	247	6	306	7	2	86	1,800
<b>Region 14</b>	1	27	410	0	102	41	0	7	192	152	8	173	3	13	110	1,239
<b>Region 15</b>	0	9	158	0	10	149	0	2	257	84	3	138	0	2	61	873
<b>Region 16</b>	0	30	228	0	17	31	0	6	124	61	9	62	3	1	49	621
<b>Water-master Programs</b>	0	0	0	0	0	0	0	0	0	0	0	0	35,261	0	0	35,261
<b>TOTALS</b>	351	516	7,273	0	938	1,298	1	1,187	7,338	4,077	116	3,307	35,585	64	903	<b>62,954</b>

33 DC is included with IHW.

34 PWS investigations include Municipal Utility District Construction investigations.

35 UIC also includes some investigations previously counted towards IHW

36 Multi-Media includes investigations with one or more different parent programs and Tier II.



**Table T-5A: Total Investigations Conducted FY 2016 (9/1/2015 – 8/31/2016)**

	AGRI	APO	AIR	EA	IHW <sup>37</sup>	MSW	OC	OSSF	PST	PWS <sup>38</sup>	RAD	WQ	WR	UIC	MM <sup>39</sup>	TOTAL
<b>Region 1</b>	67	125	550	0	118	65	0	277	317	137	0	239	6	66	4	1,971
<b>Region 2</b>	22	109	450	0	80	64	8	99	255	211	0	218	2	0	43	1,561
<b>Region 3</b>	57	131	359	0	59	63	1	114	282	257	0	785	39	0	35	2,182
<b>Region 4</b>	307	243	2,619	0	273	188	79	273	1,912	626	0	3,317	30	3	50	9,920
<b>Region 5</b>	98	131	1,038	0	212	49	24	181	452	561	0	2,671	59	0	151	5,627
<b>Region 6</b>	3	82	690	0	110	90	4	59	196	66	0	162	1	0	52	1,515
<b>Region 7</b>	3	104	2,462	0	111	18	2	30	231	108	263	230	6	6	70	3,644
<b>Region 8</b>	7	445	424	0	36	61	0	100	114	96	0	180	87	0	36	1,586
<b>Region 9</b>	32	253	706	0	174	166	9	8	359	409	0	1,409	31	0	39	3,595
<b>Region 10</b>	0	134	1,776	0	213	146	0	692	496	479	0	1,944	140	38	64	6,122
<b>Region 11</b>	2	335	476	700	89	173	38	13	712	275	0	951	262	0	64	4,090
<b>Region 12</b>	2	336	3,594	0	593	154	31	351	1,611	2,292	0	8,120	38	102	97	17,321
<b>Region 13</b>	8	223	684	557	110	194	6	9	640	386	3	1,041	47	3	80	3,991
<b>Region 14</b>	4	141	745	0	169	67	1	14	469	200	0	1,403	4	64	71	3,352
<b>Region 15</b>	2	60	341	0	19	108	0	3	237	114	0	609	5	5	32	1,535
<b>Region 16</b>	0	82	402	0	46	54	0	25	121	112	4	310	0	6	60	1,222
<b>Water-master Programs</b>	0	0	0	0	0	0	0	0	0	0	0	0	33,081	0	0	33,081
<b>TOTALS</b>	614	2,934	17,316	1,257	2,412	1,660	203	2,248	8,404	6,329	270	23,589	33,838	293	948	<b>102,315</b>

<sup>37</sup> DC and ER are included with IHW.

<sup>38</sup> PWS investigations include Municipal Utility District Construction investigations.

<sup>39</sup> Multi-Media includes investigations with one or more different parent programs and Tier II.

**Table T-5B: On-site Investigations Conducted FY 2016 (9/1/2015 – 8/31/2016)**

	AGRI	APO	AIR	EA	IHW <sup>40</sup>	MSW	OC	OSSF	PST	PWS <sup>41</sup>	RAD	WQ	WR	UIC <sup>42</sup>	MM <sup>43</sup>	TOTAL
<b>Region 1</b>	63	29	151	0	24	58	0	126	311	98	0	56	2	20	2	940
<b>Region 2</b>	20	51	93	0	62	52	0	49	242	128	0	46	0	0	39	782
<b>Region 3</b>	32	33	117	0	26	50	0	66	248	131	0	158	21	0	19	901
<b>Region 4</b>	151	74	1,973	0	180	132	0	134	1,824	376	0	595	14	0	39	5,492
<b>Region 5</b>	93	17	144	0	116	39	0	68	444	364	0	483	46	0	137	1,951
<b>Region 6</b>	2	9	625	0	48	63	0	24	162	35	0	51	0	0	39	1,058
<b>Region 7</b>	3	18	127	0	78	15	0	14	220	54	203	34	4	2	55	827
<b>Region 8</b>	1	105	65	0	22	35	0	35	107	39	0	51	41	0	25	526
<b>Region 9</b>	20	41	228	0	21	109	0	8	324	215	0	253	6	0	22	1,247
<b>Region 10</b>	0	26	783	0	73	124	0	432	460	240	0	155	131	9	61	2,494
<b>Region 11</b>	2	73	227	0	30	139	0	8	697	179	0	182	251	0	55	1,843
<b>Region 12</b>	2	43	1,408	0	201	129	0	133	1,430	1,664	0	683	5	26	94	5,818
<b>Region 13</b>	8	20	289	0	66	170	0	7	624	230	3	289	43	1	76	1,826
<b>Region 14</b>	3	11	321	0	76	53	0	14	446	133	0	182	3	18	68	1,328
<b>Region 15</b>	2	6	169	0	14	90	0	3	222	78	0	134	0	1	32	751
<b>Region 16</b>	0	31	249	0	12	52	0	11	121	73	4	74	0	0	58	685
<b>Water-master Programs</b>	0	0	0	0	0	0	0	0	0	0	0	0	33,081	0	0	33,081
<b>TOTALS</b>	402	587	6,969	0	1,049	1,310	0	1,132	7,882	4,037	210	3,426	33,648	77	821	<b>61,550</b>

40 DC is included with IHW.

41 PWS investigations include Municipal Utility District Construction investigations.

42 UIC also includes some investigations previously counted towards IHW

43 Multi-Media includes investigations with one or more different parent programs and Tier II.

**Table T-6A: Total Investigations Conducted FY 2015 (9/1/2014 – 8/31/2015)**

	AGRI	APO	AIR	EA	IHW <sup>44</sup>	MSW	OC	OSSF	PST	PWS <sup>45</sup>	RAD	WQ	WR	UIC	MM	TOTAL
<b>Region 1</b>	87	28	776	0	139	75	5	277	153	157	0	288	12	45	218	2,260
<b>Region 2</b>	21	59	883	0	52	70	2	74	136	271	0	268	29	0	46	1,911
<b>Region 3</b>	20	86	723	0	28	75	7	146	108	271	0	731	139	0	118	2,452
<b>Region 4</b>	164	1,148	3,798	0	192	199	91	209	1,340	696	0	3,123	187	1	168	11,316
<b>Region 5</b>	124	25	1,336	0	93	135	16	137	102	445	0	2,806	115	0	431	5,765
<b>Region 6</b>	2	20	766	0	45	95	0	27	218	72	0	190	3	0	131	1,569
<b>Region 7</b>	4	21	3,566	0	58	115	4	26	125	104	225	310	5	0	248	4,811
<b>Region 8</b>	1	80	336	0	11	84	0	150	108	103	0	370	176	0	484	1,903
<b>Region 9</b>	6	236	778	0	33	186	10	12	188	412	0	1,414	147	0	131	3,553
<b>Region 10</b>	0	58	2,297	0	83	180	2	671	271	471	0	2,182	71	2	110	6,398
<b>Region 11</b>	0	1,510	564	722	45	141	40	32	184	292	0	1,097	18	0	137	4,782
<b>Region 12</b>	1	737	3,526	0	391	243	46	352	1,351	3,015	1	8,712	62	9	315	18,761
<b>Region 13</b>	8	453	920	506	64	240	21	21	170	486	1	1,164	55	0	307	4,416
<b>Region 14</b>	3	53	788	0	364	179	0	5	219	167	0	1,529	36	125	251	3,719
<b>Region 15</b>	2	6	480	0	35	136	2	3	74	103	1	639	1	0	89	1,571
<b>Region 16</b>	4	14	671	0	11	81	0	41	51	137	0	397	4	0	134	1,545
<b>Other<sup>46</sup></b>	0	0	0	0	0	0	0	0	3,086	0	0	0	0	0	0	3,086
<b>Water-master Programs</b>	0	0	0	0	0	0	0	0	0	0	0	0	29,883	0	0	29,883
<b>TOTALS</b>	447	4,534	22,208	1,228	1,644	2,234	246	2,183	7,884	7,202	228	25,220	30,943	182	3,318	<b>109,701</b>

44 DC is included with IHW.

45 PWS investigations include Municipal Utility District Construction investigations.

46 "Other" includes those investigations conducted by contracted investigators.

**Table T-6B: On-site Investigations Conducted FY 2015 (9/1/2014 – 8/31/2015)**

	AGRI	APO	AIR	EA	IHW <sup>47</sup>	MSW	OC	OSSF	PST	PWS <sup>48</sup>	RAD	WQ	WR	UIC	MM	TOTAL
<b>Region 1</b>	86	15	246	0	56	7	0	130	149	102	0	75	4	22	137	1,029
<b>Region 2</b>	13	20	91	0	48	58	0	34	127	164	0	56	26	0	26	663
<b>Region 3</b>	11	49	322	0	24	53	0	84	75	118	0	116	40	0	93	985
<b>Region 4</b>	139	114	2,704	0	142	64	1	127	1,234	410	0	465	75	1	162	5,638
<b>Region 5</b>	100	24	192	0	71	129	0	54	76	248	0	504	98	0	400	1,896
<b>Region 6</b>	2	18	672	0	36	102	0	15	192	36	0	85	0	0	107	1,265
<b>Region 7</b>	4	15	281	0	47	74	0	14	100	49	0	48	2	0	205	839
<b>Region 8</b>	1	19	62	0	4	75	0	57	95	51	0	41	47	0	235	687
<b>Region 9</b>	4	28	304	0	27	52	1	10	128	265	0	223	21	0	94	1,157
<b>Region 10</b>	0	38	854	0	66	141	0	438	222	265	0	263	59	2	91	2,439
<b>Region 11</b>	0	6	274	535	36	204	0	20	156	201	0	250	5	0	104	1,791
<b>Region 12</b>	1	50	950	0	265	92	1	167	1,223	2,038	0	811	10	9	256	5,873
<b>Region 13</b>	7	28	527	361	56	189	0	18	115	351	0	294	78	0	254	2,278
<b>Region 14</b>	5	19	290	0	115	211	0	3	200	103	0	203	1	46	211	1,407
<b>Region 15</b>	2	6	96	0	31	136	0	3	55	68	0	171	58	0	86	712
<b>Region 16</b>	4	11	326	0	11	127	0	17	40	76	0	114	19	0	99	844
<b>Other<sup>49</sup></b>	0	0	0	0	0	0	0	0	3,086	0	0	0	0	0	0	3,086
<b>Water-master Programs</b>	0	0	0	0	0	0	0	0	0	0	0	0	29,883	0	0	29,883
<b>TOTALS</b>	379	460	8,191	896	1,035	1,714	3	1,191	7,273	4,545	0	3,719	30,426	80	2,560	<b>62,472</b>

47 DC is included with IHW.

48 PWS investigations include Municipal Utility District Construction investigations.

49 "Other" includes those investigations conducted by contracted investigators.

**Table T-7: Complaint Investigations, FY 2020 (9/1/2019 – 8/31/2020)**

	AGRI	APO	AIR	EA	ER	IHW <sup>50</sup>	MSW	OC	OSSF	PST	PWS	WQ	WR	MM <sup>51</sup>	TOTAL
<b>Region 1</b>	6	0	24	0	0	13	20	0	3	3	2	4	0	10	85
<b>Region 2</b>	6	0	27	0	0	1	26	0	1	3	7	8	0	5	84
<b>Region 3</b>	8	0	23	0	0	3	13	0	5	2	47	39	5	1	146
<b>Region 4</b>	9	5	296	0	2	8	31	1	29	31	143	143	12	3	713
<b>Region 5</b>	9	3	199	0	0	0	5	1	2	0	94	105	7	9	434
<b>Region 6</b>	0	0	140	0	0	0	9	0	0	0	3	5	0	2	159
<b>Region 7</b>	0	1	65	0	2	8	10	0	1	1	11	6	3	6	114
<b>Region 8</b>	0	0	23	0	0	0	12	0	3	2	10	15	2	4	71
<b>Region 9</b>	0	0	71	0	3	6	41	0	0	2	54	60	17	6	260
<b>Region 10</b>	0	3	220	0	0	14	63	1	92	5	78	68	3	4	551
<b>Region 11</b>	1	1	78	15	0	1	29	1	4	5	24	70	12	21	262
<b>Region 12</b>	0	18	247	0	0	5	51	0	10	17	223	208	4	9	792
<b>Region 13</b>	4	2	180	26	1	5	59	1	1	7	45	78	21	39	469
<b>Region 14</b>	0	1	119	0	0	6	7	1	0	4	66	32	7	7	250
<b>Region 15</b>	0	0	38	0	0	0	23	1	0	0	14	12	0	10	98
<b>Region 16</b>	0	2	16	0	0	4	15	0	0	0	17	11	2	4	71
<b>Water-Master Programs</b>	0	0	0	0	0	0	0	0	0	0	0	0	55	0	55
<b>TOTALS</b>	43	36	1,766	41	8	74	414	7	151	82	838	864	150	140	<b>4,614</b>

<sup>50</sup> Dry Cleaner is included with IHW.

<sup>51</sup> The "Multi-Media" category includes any complaint associated with more than one media. Those complaints are not included in individual media counts.

**Table T-8: Complaint Investigations, FY 2019 (9/1/2018 – 8/31/2019)**

	AGRI	APO	AIR	EA	ER	IHW <sup>52</sup>	MSW	OC	OSSF	PST	PWS	WQ	WR	MM <sup>53</sup>	TOTAL
<b>Region 1</b>	6	0	20	0	0	13	20	1	3	2	3	2	0	1	71
<b>Region 2</b>	2	0	31	0	0	5	24	0	2	0	10	8	0	6	88
<b>Region 3</b>	7	0	26	0	0	4	21	0	11	2	59	71	8	4	213
<b>Region 4</b>	22	5	346	0	0	11	42	6	19	21	237	185	14	8	916
<b>Region 5</b>	5	2	102	0	0	0	2	5	1	1	68	168	5	5	364
<b>Region 6</b>	0	0	36	0	0	0	14	1	1	0	2	3	0	1	58
<b>Region 7</b>	0	0	93	0	1	32	19	0	3	1	19	9	0	7	184
<b>Region 8</b>	0	0	15	0	0	5	17	0	2	0	5	19	6	8	77
<b>Region 9</b>	4	2	86	0	0	7	36	0	0	3	82	68	22	6	316
<b>Region 10</b>	0	0	162	0	0	5	76	0	79	3	100	52	2	7	486
<b>Region 11</b>	1	6	100	37	0	3	33	1	5	3	44	57	4	15	309
<b>Region 12</b>	6	21	224	0	1	9	60	7	34	18	234	193	6	8	821
<b>Region 13</b>	5	3	214	14	1	7	53	1	2	11	57	84	26	19	497
<b>Region 14</b>	0	4	178	0	1	2	22	0	0	4	80	57	2	11	361
<b>Region 15</b>	0	0	29	0	1	0	27	0	0	9	21	11	0	9	107
<b>Region 16</b>	1	2	20	0	0	0	18	0	2	2	4	13	2	3	67
<b>Water-Master Programs</b>								0					47		47
<b>TOTALS</b>	59	45	1,682	51	5	103	484	22	164	80	1,025	1,000	97	118	<b>4,982</b>

<sup>52</sup> Dry Cleaner is included with IHW.

<sup>53</sup> The "Multi-Media" category includes any complaint associated with more than one media. Those complaints are not included in individual media counts.

**Table T-9: Complaint Investigations, FY 2018 (9/1/2017 – 8/31/2018)**

	AGRI	APO	AIR	EA	ER	IHW <sup>54</sup>	MSW	OC	OSSF	PST	PWS	WQ	WR	MM <sup>55</sup>	TOTAL
<b>Region 1</b>	7	1	23	0	0	9	21	0	3	1	3	6	0	0	74
<b>Region 2</b>	1	2	41	0	0	5	29	0	2	1	13	8	0	4	106
<b>Region 3</b>	2	0	32	0	0	5	13	0	6	7	44	30	5	7	151
<b>Region 4</b>	12	9	363	0	0	15	26	8	23	45	250	143	7	10	911
<b>Region 5</b>	5	6	99	0	0	1	5	2	8	1	76	105	8	8	324
<b>Region 6</b>	0	0	65	0	0	3	24	0	1	0	2	9	0	3	107
<b>Region 7</b>	0	1	110	0	0	34	10	0	0	0	11	13	2	9	190
<b>Region 8</b>	1	1	29	0	0	1	12	0	10	1	3	8	2	8	76
<b>Region 9</b>	7	1	100	0	2	2	23	0	0	6	81	65	3	3	293
<b>Region 10</b>	0	1	105	0	0	6	61	0	106	5	81	53	2	9	429
<b>Region 11</b>	0	2	131	26	0	5	27	0	1	2	27	42	7	5	275
<b>Region 12</b>	2	20	189	0	1	8	71	0	1	11	234	159	7	8	711
<b>Region 13</b>	2	4	181	10	0	8	43	1	5	9	48	67	0	17	395
<b>Region 14</b>	4	0	105	0	1	2	13	0	0	3	46	29	0	18	221
<b>Region 15</b>	0	0	36	0	0	2	32	0	1	3	13	23	0	11	121
<b>Region 16</b>	0	3	29	0	0	1	13	0	0	1	14	25	0	3	89
<b>Water-Master Programs</b>													72		72
<b>TOTALS</b>	43	51	1,638	36	4	107	423	11	167	96	946	785	43	123	<b>4,545</b>

<sup>54</sup> Dry Cleaner is included with IHW.

<sup>55</sup> The "Multi-Media" category includes any complaint associated with more than one media. Those complaints are not included in individual media counts.

**Table T-10: Complaint Investigations, FY 2017 (9/1/2016 – 8/31/2017)**

	AGRI	APO	AIR	EA	ER	IHW <sup>56</sup>	MSW	OC	OSSF	PST	PWS	WQ	WR	MM <sup>57</sup>	TOTAL
<b>Region 1</b>	3	1	11	0	0	8	18	2	0	0	3	6	2	0	54
<b>Region 2</b>	5	0	23	0	0	0	12	3	4	4	17	13	0	7	88
<b>Region 3</b>	0	0	34	0	0	3	6	3	2	2	37	29	2	0	118
<b>Region 4</b>	9	6	55 <sup>1</sup>	0	0	20	34	16	29	38	230	166	7	4	1,110
<b>Region 5</b>	7	4	77	0	0	1	7	6	7	2	108	74	9	17	319
<b>Region 6</b>	0	0	75	0	0	0	28	1	4	1	4	12	0	1	126
<b>Region 7</b>	0	0	112	0	1	26	16	0	2	3	6	21	0	4	191
<b>Region 8</b>	1	0	22	0	0	0	14	0	5	7	12	11	6	7	85
<b>Region 9</b>	2	2	96	0	1	5	36	1	0	5	82	70	18	5	323
<b>Region 10</b>	0	0	100	0	3	13	87	1	86	13	73	55	0	8	439
<b>Region 11</b>	1	1	130	24	3	2	45	8	1	4	31	40	3	9	302
<b>Region 12</b>	1	1	243	0	1	24	65	3	17	50	244	173	12	1	835
<b>Region 13</b>	3	5	164	10	1	16	65	2	0	18	54	79	17	19	453
<b>Region 14</b>	0	0	112	0	3	15	22	1	0	5	36	27	6	28	255
<b>Region 15</b>	0	2	48	0	0	3	38	0	0	4	21	29	0	12	157
<b>Region 16</b>	0	0	23	0	0	2	13	0	0	4	10	13	1	3	69
<b>Water-Master Programs</b>													39		39
<b>TOTALS</b>	32	22	1,821	34	13	138	506	47	157	160	968	818	83	125	<b>4,963</b>

<sup>56</sup> Dry Cleaner is included with IHW.

<sup>57</sup> Multi-Media includes any complaint associated with more than one media and Tier II. Those complaints are not included in individual media counts.



**Table T-11: Complaint Investigations, FY 2016 (9/1/2015 – 8/31/2016)**

	AGRI	APO	AIR	EA	ER	IHW <sup>58</sup>	MSW	OC	OSSF	PST	PWS	WQ	WR	MM <sup>59</sup>	TOTAL
<b>Region 1</b>	4	0	14	0	0	3	20	0	2	1	7	3	0	1	55
<b>Region 2</b>	5	1	26	0	0	6	14	6	2	0	20	15	0	6	101
<b>Region 3</b>	5	1	26	0	0	8	21	1	10	6	56	45	11	6	196
<b>Region 4</b>	28	1	532	0	0	22	47	46	24	51	125	170	6	4	1,056
<b>Region 5</b>	7	0	69	0	0	3	5	12	4	1	134	113	8	20	376
<b>Region 6</b>	2	0	51	0	0	0	37	3	5	1	4	6	1	8	118
<b>Region 7</b>	0	3	50	0	1	26	8	1	0	2	5	29	1	19	145
<b>Region 8</b>	1	0	17	0	0	1	16	0	2	0	6	18	28	7	96
<b>Region 9</b>	1	1	91	0	1	6	55	5	0	7	61	68	14	5	315
<b>Region 10</b>	0	1	99	0	1	8	45	0	95	11	85	54	0	3	402
<b>Region 11</b>	0	0	123	15	2	2	53	19	2	3	19	40	5	11	294
<b>Region 12</b>	2	0	213	0	2	29	64	13	19	43	213	102	7	2	709
<b>Region 13</b>	5	0	131	7	1	20	69	3	4	20	44	93	58	19	474
<b>Region 14</b>	1	0	126	0	0	7	26	1	1	3	32	58	6	5	266
<b>Region 15</b>	0	1	39	0	1	2	23	0	0	0	21	23	0	9	119
<b>Region 16</b>	0	0	24	0	0	5	23	0	0	2	16	25	2	13	110
<b>Water-Master Programs</b>													41		41
<b>TOTALS</b>	61	9	1,631	22	9	148	526	110	170	151	848	862	147	138	<b>4,873<sup>60</sup></b>

58 Beginning in FY 2016, complaint investigations for the Dry Cleaner (DC) program is included in IHW (Note: There were no complaints for DC in FY2016).

59 New category "Multi-Media" includes any complaint associated with more than one media and Tier II. Those complaints are not included in individual media counts.

60 The number of complaints investigated and approved in FY 2016 is 4,832. However, since some complaints are investigated by multiple programs, the total number of complaint investigations is greater.

**Table T-12: Complaint Investigations, FY 2015 (9/1/2014 – 8/31/2015)**

	AGRI	APO	AIR	DC	EA	ER	IHW	MSW	OSSF	PST	PWS	WQ	WR	TOTAL
<b>Region 1</b>	6	0	24	0	0	0	8	14	2	1	0	1	0	56
<b>Region 2</b>	1	1	17	0	0	0	6	9	5	3	17	16	0	75
<b>Region 3</b>	2	3	36	0	0	0	7	20	9	4	25	28	11	145
<b>Region 4</b>	19	12	377	0	0	0	29	39	26	52	122	112	17	805
<b>Region 5</b>	12	6	51	0	0	0	15	24	4	1	57	106	15	291
<b>Region 6</b>	0	1	63	0	0	0	1	26	3	2	4	11	0	111
<b>Region 7</b>	1	0	68	0	0	1	26	36	4	2	5	38	1	182
<b>Region 8</b>	0	0	23	0	0	0	2	14	4	1	6	51	3	104
<b>Region 9</b>	2	1	151	0	0	3	3	56	0	6	78	55	8	363
<b>Region 10</b>	0	1	92	0	0	0	8	17	105	10	54	39	3	329
<b>Region 11</b>	0	1	126	0	26	1	13	48	2	6	15	54	2	294
<b>Region 12</b>	0	1	162	0	0	0	24	87	4	36	241	65	5	625
<b>Region 13</b>	0	4	93	0	12	1	17	56	6	22	15	87	33	346
<b>Region 14</b>	1	2	88	0	0	0	11	20	0	6	25	50	0	203
<b>Region 15</b>	0	1	18	0	0	0	2	29	1	3	14	26	0	94
<b>Region 16</b>	0	1	67	0	0	0	3	29	1	2	10	32	0	145
<b>Water-Master Programs</b>	0	0	0	0	0	0	0	0	0	0	0	0	40	40
<b>No Program Assigned<sup>61</sup></b>														4
<b>TOTALS</b>	44	35	1,456	0	38	6	175	524	176	157	688	771	138	<b>4,212<sup>62</sup></b>

61 "No Program Assigned" includes complaint investigations that cannot be categorized in the listed program areas, or complaints occurring at the end of FY 2015 that have not yet been assigned to a program area.

62 The number of complaints investigated and approved in FY 2015 is 3,962. However, since some complaints are investigated by multiple programs, the total number of complaint investigations is greater.

**Table T-13: Notices of Violation Issued (Mailed) FY 2020 (9/1/2019 – 8/31/2020) from Regional Offices**

	AGRI	APO	AIR	DC	EA	IHW <sup>63</sup>	MSW	OSSF	PST	PWS	WQ	WR	MM <sup>64</sup>	TOTAL
<b>Region 01</b>	8	0	27	0	0	3	13	2	5	36	12	0	1	107
<b>Region 02</b>	6	5	19	0	0	3	15	1	12	23	18	0	11	109
<b>Region 03</b>	16	8	30	0	0	5	8	0	20	67	53	0	2	209
<b>Region 04</b>	19	7	102	0	0	52	27	10	152	139	150	1	13	668
<b>Region 05</b>	11	11	56	0	0	2	5	1	4	219	104	1	22	425
<b>Region 06</b>	0	1	30	0	0	12	18	0	13	17	20	0	5	116
<b>Region 07</b>	0	0	219	0	0	4	3	0	3	4	2	0	2	237
<b>Region 08</b>	0	7	22	0	0	3	11	3	6	26	20	0	13	100
<b>Region 09</b>	0	6	23	0	0	4	16	0	53	56	59	0	1	218
<b>Region 10</b>	0	13	112	0	0	17	72	76	28	125	110	0	12	565
<b>Region 11</b>	0	7	14	0	12	4	10	0	39	52	51	0	11	200
<b>Region 12</b>	0	34	326	0	0	74	13	7	167	476	264	0	29	1,369
<b>Region 13</b>	2	14	52	0	16	5	16	0	42	67	75	0	30	305
<b>Region 14</b>	0	9	94	0	0	10	22	1	14	71	62	0	19	300
<b>Region 15</b>	0	3	9	0	0	3	17	0	82	31	37	0	10	192
<b>Region 16</b>	0	2	26	0	0	4	5	0	15	25	10	0	7	94
<b>TOTALS</b>	62	127	1,161	0	28	205	271	101	655	1,434	1,047	2	188	<b>5,214</b>

---

63 RAD, UIC, and ER are included in IHW

64 Multi-Media includes NOVs with one or more different programs and Tier II.

**Table T-14: Notices of Violation Issued (Mailed) FY 2019 (9/1/2018 – 8/31/2019) from Regional Offices**

	AGRI	APO	AIR	DC	EA	IHW <sup>65</sup>	MSW	OSSF	PST	PWS	WQ	WR	MM <sup>66</sup>	TOTAL
<b>Region 01</b>	8	1	45	0	0	5	16	0	15	35	18	0	2	145
<b>Region 02</b>	1	0	15	0	0	8	16	1	30	48	13	0	10	142
<b>Region 03</b>	6	8	20	0	0	5	15	0	33	101	131	0	4	323
<b>Region 04</b>	33	15	168	0	0	66	34	14	183	155	216	3	14	901
<b>Region 05</b>	7	5	72	0	0	5	7	4	31	201	121	0	18	470
<b>Region 06</b>	0	3	30	0	0	9	10	1	14	24	39	0	10	137
<b>Region 07</b>	0	4	103	0	0	15	3	1	13	11	11	0	1	160
<b>Region 08</b>	2	6	28	0	0	7	20	3	16	21	30	3	7	139
<b>Region 09</b>	1	14	38	0	0	10	19	0	71	104	68	0	8	333
<b>Region 10</b>	0	7	119	0	0	18	70	71	55	175	128	1	11	655
<b>Region 11</b>	0	12	17	0	20	7	4	1	44	58	64	0	17	241
<b>Region 12</b>	0	35	305	0	0	64	12	19	195	434	303	0	33	1,383
<b>Region 13</b>	3	15	69	0	7	8	24	0	45	68	92	0	24	336
<b>Region 14</b>	2	14	136	0	0	10	26	0	34	76	78	0	10	380
<b>Region 15</b>	1	2	20	0	0	3	23	0	62	36	50	0	7	204
<b>Region 16</b>	0	5	24	0	0	5	15	0	39	30	19	0	2	143
<b>TOTALS</b>	64	146	1,209	0	27	245	314	115	880	1,577	1,381	7	184	<b>6,078</b>

---

65 RAD, UIC, and ER are included in IHW

66 Multi-Media includes NOVs with one or more different programs and Tier II.

**Table T-15: Notices of Violation Issued (Mailed) FY 2018 (9/1/2017 – 8/31/2018) from Regional Offices**

	AGRI	APO	AIR	DC	EA	IHW <sup>67</sup>	MSW	OSSF	PST	PWS	WQ	WR	MM <sup>68</sup>	TOTAL
<b>Region 01</b>	7	0	28	0	0	5	2	1	25	21	20	0	1	110
<b>Region 02</b>	6	2	16	0	0	2	22	6	10	46	27	0	5	142
<b>Region 03</b>	10	8	30	0	0	9	13	0	11	78	87	0	4	250
<b>Region 04</b>	45	18	188	0	0	26	22	21	217	203	155	0	16	909
<b>Region 05</b>	15	13	61	0	0	1	4	6	22	181	105	3	10	410
<b>Region 06</b>	0	1	34	0	0	10	17	0	25	22	40	0	13	162
<b>Region 07</b>	0	12	64	0	0	4	2	2	5	5	14	0	3	111
<b>Region 08</b>	5	5	38	0	0	13	18	6	5	30	28	0	8	155
<b>Region 09</b>	4	20	31	0	0	12	6	0	67	104	57	0	2	302
<b>Region 10</b>	1	18	98	0	0	12	49	91	61	168	124	1	7	629
<b>Region 11</b>	0	13	23	0	0	7	8	0	39	54	59	0	5	207
<b>Region 12</b>	1	35	311	0	0	29	6	0	82	195	223	0	14	866
<b>Region 13</b>	5	16	46	0	0	6	24	0	47	89	62	0	18	306
<b>Region 14</b>	0	13	71	0	0	6	8	0	12	55	51	0	6	222
<b>Region 15</b>	0	3	9	0	0	1	30	0	52	37	43	0	9	184
<b>Region 16</b>	0	8	27	0	0	1	6	0	20	36	28	0	7	131
<b>TOTALS</b>	99	185	1,075	0	0	144	237	133	700	1,324	1,123	4	128	<b>5,096</b>

---

67 RAD, UIC, and ER are included in IHW

68 Multi-Media includes NOVs with one or more different programs and Tier II.

**Table T-16: Notices of Violation Issued (Mailed) FY 2017 (9/1/2016 – 8/31/2017) from Regional Offices**

	AGRI	APO	AIR	DC	EA	IHW <sup>69</sup>	MSW	OSSF	PST	PWS	WQ	WR	MM <sup>70</sup>	TOTAL
<b>Region 01</b>	13	0	34	0	0	4	3	1	1	20	25	0	1	102
<b>Region 02</b>	6	2	10	0	0	3	8	3	22	58	15	0	12	139
<b>Region 03</b>	5	6	37	0	0	5	0	0	25	76	65	0	0	219
<b>Region 04</b>	25	23	263	0	0	34	18	12	205	211	169	1	7	968
<b>Region 05</b>	14	8	61	0	0	5	6	38	16	193	113	0	16	470
<b>Region 06</b>	0	1	40	0	0	6	20	3	27	18	36	0	6	157
<b>Region 07</b>	0	5	90	0	0	9	7	0	5	11	11	0	1	139
<b>Region 08</b>	2	9	29	0	0	10	27	5	11	24	42	2	7	168
<b>Region 09</b>	5	21	37	0	0	13	10	0	46	108	73	0	3	316
<b>Region 10</b>	1	15	123	0	0	21	63	93	102	165	129	0	9	721
<b>Region 11</b>	1	14	27	0	0	4	10	0	46	58	72	0	7	239
<b>Region 12</b>	0	15	422	0	0	48	15	12	183	187	257	0	19	1,158
<b>Region 13</b>	0	9	65	0	0	6	31	0	18	130	65	0	11	335
<b>Region 14</b>	0	3	103	0	0	23	10	0	60	50	64	0	22	335
<b>Region 15</b>	0	2	15	0	0	1	23	0	39	37	37	0	15	169
<b>Region 16</b>	0	10	55	0	0	3	7	0	29	31	20	0	10	165
<b>TOTALS</b>	72	143	1,411	0	0	195	258	167	835	1,377	1,193	3	146	<b>5,800</b>

---

69 RAD, UIC, and ER are included in IHW

70 Multi-Media includes NOVs with one or more different programs and Tier II.

**Table T-17: Notices of Violation Issued (Mailed) FY 2016 (9/1/2015 – 8/31/2016) from Regional Offices**

	AGRI	APO	AIR	DC	EA	IHW	MSW	OSSF	PST	PWS	WQ	WR	MM	TOTAL
<b>Region 01</b>	5	2	36	0	0	4	7	2	14	39	21	0	1	131
<b>Region 02</b>	9	1	14	0	0	10	10	1	50	51	15	0	9	170
<b>Region 03</b>	17	3	23	0	0	6	3	0	10	69	84	0	6	221
<b>Region 04</b>	37	30	173	0	0	47	25	11	177	126	182	0	6	814
<b>Region 05</b>	10	9	59	0	0	1	2	23	13	167	90	1	11	386
<b>Region 06</b>	0	0	23	0	0	11	25	1	34	17	21	0	12	144
<b>Region 07</b>	0	3	59	0	0	11	3	0	2	0	6	0	8	92
<b>Region 08</b>	0	9	29	0	0	5	13	1	11	26	30	11	6	141
<b>Region 09</b>	2	14	32	0	0	17	31	0	25	93	86	0	4	304
<b>Region 10</b>	0	7	109	0	0	13	28	90	100	153	98	0	9	607
<b>Region 11</b>	0	7	20	0	0	15	35	0	27	65	76	0	11	256
<b>Region 12</b>	0	15	455	0	0	63	19	6	327	322	208	0	16	1,431
<b>Region 13</b>	3	3	50	0	0	11	30	0	8	134	84	0	15	338
<b>Region 14</b>	0	4	104	0	0	10	17	0	26	61	71	1	10	304
<b>Region 15</b>	0	1	19	0	0	9	12	0	35	37	34	0	7	154
<b>Region 16</b>	0	12	27	0	0	0	13	0	22	26	11	0	11	122
<b>TOTALS</b>	83	120	1,232	0	0	233	273	135	881	1,386	1,117	13	142	<b>5,615</b>

**Table T-18: Notices of Violation Issued (Mailed) FY 2015 (9/1/2014 – 8/31/2015) from Regional Offices**

	AGRI	APO	AIR	DC	EA	IHW	MSW	OSSF	PST	PWS	WQ	WR	MM	TOTAL
<b>Region 01</b>	6	6	33	0	0	4	2	2	0	36	39	0	2	130
<b>Region 02</b>	3	6	11	0	0	5	8	1	26	48	39	0	4	151
<b>Region 03</b>	12	5	40	0	0	2	3	0	2	70	75	0	12	221
<b>Region 04</b>	11	19	178	0	0	38	33	16	99	130	146	3	20	693
<b>Region 05</b>	4	12	50	0	0	1	5	6	1	131	84	1	14	309
<b>Region 06</b>	2	1	33	0	0	11	26	2	52	15	17	0	16	175
<b>Region 07</b>	1	3	62	0	0	7	4	1	1	4	10	0	4	97
<b>Region 08</b>	0	4	17	0	0	5	17	9	6	21	24	2	11	116
<b>Region 09</b>	0	5	48	0	0	17	30	0	39	96	69	0	12	316
<b>Region 10</b>	0	21	118	0	0	19	25	94	55	104	155	0	9	600
<b>Region 11</b>	0	1	26	0	17	8	13	0	16	65	83	1	23	253
<b>Region 12</b>	0	24	416	0	0	61	16	4	242	512	330	0	46	1,651
<b>Region 13</b>	2	6	64	0	5	8	23	2	5	198	82	1	27	423
<b>Region 14</b>	1	15	82	0	0	12	6	0	26	50	80	0	29	301
<b>Region 15</b>	0	1	15	0	0	10	21	2	17	29	44	0	14	153
<b>Region 16</b>	0	3	23	0	0	1	10	1	9	34	30	0	5	116
<b>TOTALS</b>	42	132	1,216	0	22	209	242	140	596	1,543	1,307	8	248	<b>5,705</b>



**Table T-19: Notices of Violation Issued (Mailed) FY 2020 (9/1/2019 – 8/31/2020) from Central Office**

	AIR	DC	EAPP	IHW	MSW	OC	PST	PWS	RAD	WR	WQ	MM	TOTAL
<b>Region 1</b>	0	4	0	0	0	0	0	348	0	0	2	0	354
<b>Region 2</b>	0	2	0	0	0	0	0	753	0	0	1	0	756
<b>Region 3</b>	0	2	0	0	0	0	0	410	0	0	5	0	417
<b>Region 4</b>	1	86	0	0	0	2	0	1,136	0	0	4	0	1,229
<b>Region 5</b>	0	3	0	0	0	1	0	856	0	0	10	0	870
<b>Region 6</b>	3	1	0	0	0	0	0	156	0	0	0	0	160
<b>Region 7</b>	1	10	0	0	0	0	0	601	0	0	0	0	612
<b>Region 8</b>	0	0	0	0	0	0	0	226	0	0	0	0	226
<b>Region 9</b>	0	1	0	0	0	0	0	517	0	0	3	0	521
<b>Region 10</b>	0	1	0	0	8	0	0	960	0	0	5	0	974
<b>Region 11</b>	0	11	0	0	0	2	0	666	0	0	4	0	683
<b>Region 12</b>	8	79	0	0	0	0	0	1,938	0	0	27	0	2,052
<b>Region 13</b>	1	10	0	0	0	0	0	1,086	0	0	2	0	1,099
<b>Region 14</b>	3	7	0	0	0	1	0	450	0	0	4	0	465
<b>Region 15</b>	1	7	0	0	0	0	0	173	0	0	2	0	183
<b>Region 16</b>	1	2	0	0	0	0	0	226	0	0	3	0	232
<b>TOTALS</b>	<b>19</b>	<b>226</b>	<b>0</b>	<b>0</b>	<b>8</b>	<b>6</b>	<b>0</b>	<b>10,502</b>	<b>0</b>	<b>0</b>	<b>72</b>	<b>0</b>	<b>10,833</b>

**Table T-20: Notices of Violation Issued (Mailed) FY 2019 (9/1/2018 – 8/31/2019) from Central Office**

	AIR	DC	EAPP	IHW	MSW	OC	PST	PWS	RAD	WR	WQ	MM	TOTAL
<b>Region 1</b>	0	1	0	0	0	0	0	303	0	0	1	0	305
<b>Region 2</b>	1	7	0	1	2	0	0	821	0	0	0	0	832
<b>Region 3</b>	0	0	0	0	0	0	0	323	0	0	0	0	323
<b>Region 4</b>	2	36	0	0	0	5	0	1,155	0	0	4	0	1,202
<b>Region 5</b>	0	2	0	0	0	4	0	637	0	0	3	0	646
<b>Region 6</b>	0	0	0	0	0	0	0	222	0	0	0	0	222
<b>Region 7</b>	1	1	0	0	1	0	0	509	0	0	0	0	512
<b>Region 8</b>	0	0	0	0	0	0	0	207	0	0	0	0	207
<b>Region 9</b>	0	7	0	0	0	0	0	538	0	0	0	0	545
<b>Region 10</b>	1	0	0	0	0	0	0	887	0	0	1	0	889
<b>Region 11</b>	0	4	0	0	0	0	0	647	0	0	0	0	651
<b>Region 12</b>	8	48	0	2	1	4	0	2,278	0	0	5	1	2,347
<b>Region 13</b>	0	4	0	0	0	1	0	1,128	0	0	0	0	1,133
<b>Region 14</b>	8	1	0	0	0	0	0	577	0	0	0	0	586
<b>Region 15</b>	0	5	0	0	0	0	0	236	0	0	0	0	241
<b>Region 16</b>	0	0	0	0	0	0	0	248	0	0	0	0	248
<b>TOTALS</b>	<b>21</b>	<b>116</b>	<b>0</b>	<b>3</b>	<b>4</b>	<b>14</b>	<b>0</b>	<b>10,716</b>	<b>0</b>	<b>0</b>	<b>14</b>	<b>1</b>	<b>10,889</b>

**Table T-21: Notices of Violation Issued (Mailed) FY 2018 (9/1/2017 – 8/31/2018) from Central Office**

	AIR	DC	EAPP	IHW	MSW	OC	PST	PWS	RAD	WR	WQ	MM	TOTAL
<b>Region 1</b>	0	0	0	0	0	0	0	357	0	0	0	0	357
<b>Region 2</b>	0	0	0	0	0	0	0	881	0	0	0	0	881
<b>Region 3</b>	0	0	0	0	0	0	0	459	0	0	0	0	459
<b>Region 4</b>	1	0	0	0	0	6	0	1,160	0	0	0	0	1,167
<b>Region 5</b>	2	0	0	0	0	2	0	614	0	0	0	0	618
<b>Region 6</b>	0	0	0	0	0	0	0	181	0	0	0	0	181
<b>Region 7</b>	0	0	0	0	0	0	0	484	0	0	0	0	484
<b>Region 8</b>	0	0	0	0	0	0	0	216	0	0	0	0	216
<b>Region 9</b>	0	0	0	0	0	0	0	607	0	0	0	0	607
<b>Region 10</b>	1	0	0	0	0	0	0	910	0	0	1	0	912
<b>Region 11</b>	0	0	0	0	0	0	0	638	0	0	0	0	638
<b>Region 12</b>	8	0	0	0	0	1	0	2,380	0	0	0	0	2,389
<b>Region 13</b>	3	0	0	0	0	1	0	1,036	0	0	0	0	1,040
<b>Region 14</b>	0	0	0	0	0	0	0	562	0	0	0	0	562
<b>Region 15</b>	0	0	0	0	0	0	0	193	0	0	1	0	194
<b>Region 16</b>	0	0	0	0	0	0	0	331	0	0	0	0	331
<b>TOTALS</b>	<b>15</b>	<b>0</b>	<b>0</b>	<b>0</b>	<b>0</b>	<b>10</b>	<b>0</b>	<b>11,009</b>	<b>0</b>	<b>0</b>	<b>2</b>	<b>0</b>	<b>11,036<sup>71</sup></b>

---

71 Most of the Central Office Notices of Violation resulted from the review of self-reported data from PWS systems (11,009)

**Table T-22: Notices of Violation Issued (Mailed) FY 2017 (9/1/2016 – 8/31/2017) from Central Office**

	AIR	DC	EAPP	IHW	MSW	OC	PST	PWS	RAD	WR	WQ	MM	TOTAL
<b>Region 1</b>	0	0	0	0	0	0	0	394	0	0	0	0	394
<b>Region 2</b>	0	0	0	0	0	1	0	949	0	0	0	0	950
<b>Region 3</b>	0	0	0	0	0	1	0	494	0	0	0	0	495
<b>Region 4</b>	2	0	0	0	0	13	0	1,357	0	0	0	0	1,372
<b>Region 5</b>	0	0	0	0	0	4	0	698	0	0	1	0	703
<b>Region 6</b>	0	0	0	0	0	0	0	186	0	0	1	0	187
<b>Region 7</b>	0	0	0	0	0	0	0	480	0	0	0	0	480
<b>Region 8</b>	1	0	0	0	0	0	0	258	0	0	0	0	259
<b>Region 9</b>	1	0	0	0	0	1	0	699	0	0	0	0	701
<b>Region 10</b>	2	0	0	0	0	0	0	1,067	0	0	0	0	1,069
<b>Region 11</b>	1	0	0	0	0	6	0	606	0	0	0	0	613
<b>Region 12</b>	6	0	0	1	0	3	0	2,322	0	0	0	0	2,332
<b>Region 13</b>	0	0	0	0	0	0	0	830	0	0	0	0	830
<b>Region 14</b>	1	0	0	0	0	1	0	522	0	0	0	0	524
<b>Region 15</b>	0	0	0	0	0	0	0	250	0	0	1	0	251
<b>Region 16</b>	0	0	0	0	0	0	0	313	0	0	1	0	314
<b>TOTALS</b>	<b>14</b>	<b>0</b>	<b>0</b>	<b>1</b>	<b>0</b>	<b>30</b>	<b>0</b>	<b>11,425</b>	<b>0</b>	<b>0</b>	<b>4</b>	<b>0</b>	<b>11,474<sup>72</sup></b>

---

72 Most of the Central Office Notices of Violation resulted from the review of self-reported data from PWS systems (11,425)

**Table T-23: Notices of Violation Issued (Mailed) FY 2016 (9/1/2015 – 8/31/2016) from Central Office**

	AIR	DC	IHW	MSW	OC	PST	PWS	RAD	WQ	WR	MM	TOTAL
<b>Region 1</b>	4	0	0	0	0	0	300	0	0	1	0	305
<b>Region 2</b>	0	0	0	0	2	0	894	0	0	1	0	897
<b>Region 3</b>	0	0	0	0	0	0	472	0	1	5	0	478
<b>Region 4</b>	6	0	7	1	27	0	1,283	0	0	4	1	1,329
<b>Region 5</b>	2	0	0	0	9	0	844	0	0	6	0	861
<b>Region 6</b>	1	0	0	0	0	0	219	0	0	0	0	220
<b>Region 7</b>	0	0	0	0	1	0	627	0	0	0	0	628
<b>Region 8</b>	0	0	0	0	0	0	294	0	0	8	0	302
<b>Region 9</b>	2	0	0	0	3	0	706	0	0	11	0	722
<b>Region 10</b>	5	0	0	0	0	0	913	0	1	5	0	924
<b>Region 11</b>	1	0	0	0	15	0	849	0	0	4	0	869
<b>Region 12</b>	7	0	0	0	9	0	2,604	0	2	6	0	2,628
<b>Region 13</b>	1	0	0	0	2	0	896	0	0	0	0	899
<b>Region 14</b>	2	0	0	0	0	0	595	0	3	0	0	600
<b>Region 15</b>	0	0	0	0	0	0	272	0	0	0	0	272
<b>Region 16</b>	1	0	0	0	1	0	362	0	0	0	0	364
<b>TOTALS</b>	<b>32</b>	<b>0</b>	<b>7</b>	<b>1</b>	<b>69</b>	<b>0</b>	<b>12,130</b>	<b>0</b>	<b>7</b>	<b>51</b>	<b>1</b>	<b>12,298<sup>73</sup></b>

---

73 Most of the Central Office Notices of Violation resulted from the review of self-reported data from PWS systems (12,130)

**Table T-24: Notices of Violation Issued (Mailed) FY 2015 (9/1/2014 – 8/31/2015) from Central Office**

	AIR	DC	IHW	MSW	OC	PST	PWS	RAD	WQ	WR	MM	TOTAL
<b>Region 1</b>	0	0	0	0	0	0	325	0	0	5	0	330
<b>Region 2</b>	0	0	0	0	1	0	1,025	0	0	2	0	1,028
<b>Region 3</b>	1	0	0	0	2	0	635	0	1	39	0	678
<b>Region 4</b>	1	0	0	0	22	0	1,234	0	1	30	0	1,288
<b>Region 5</b>	0	0	0	0	4	0	841	0	3	12	0	860
<b>Region 6</b>	0	0	0	0	0	0	253	0	1	2	0	256
<b>Region 7</b>	9	0	0	0	2	1	646	0	1	1	0	660
<b>Region 8</b>	0	0	0	0	0	0	248	0	0	14	0	262
<b>Region 9</b>	0	0	0	0	2	0	742	0	2	34	0	780
<b>Region 10</b>	0	0	0	0	1	0	1,028	0	2	10	0	1,041
<b>Region 11</b>	0	0	0	0	16	0	678	0	1	8	0	703
<b>Region 12</b>	0	0	0	0	12	0	3,268	0	7	7	0	3,294
<b>Region 13</b>	0	0	0	0	2	0	926	0	0	5	0	933
<b>Region 14</b>	0	0	0	0	0	0	519	0	4	0	1	524
<b>Region 15</b>	0	0	0	0	1	0	185	0	2	0	0	188
<b>Region 16</b>	0	0	0	0	0	0	362	0	1	0	0	363
<b>TOTALS</b>	11	0	0	0	65	1	12,915	0	26	169	1	<b>13,188<sup>74</sup></b>

---

74 Most of the Central Office Notices of Violation resulted from the review of self-reported data from PWS systems (12,911)

**Table T-25: Summary of Administrative Orders Issued FY 2020**

PROGRAMS	NUMBER OF ORDERS ISSUED	ASSESSED	DEFERRED	PAYABLE PENALTY	SEP CONDITIONAL OFFSET
AGRICULTURE	6	\$23,603	\$3,219	\$20,384	\$0
AIR	320	\$8,234,578	\$1,352,021	\$4,687,345	\$2,195,212
DRY CLEANERS	1	\$2,228	\$445	\$1,783	\$0
INDUSTRIAL AND HAZARDOUS WASTE <sup>75</sup>	10	\$376,487	\$28,296	\$260,691	\$87,500
MUNICIPAL SOLID WASTE	45	\$473,965	\$115,822	\$198,921	\$159,222
OCCUPATIONAL CERTIFICATION	13	\$10,911	\$625	\$10,286	\$0
PETROLEUM STORAGE TANKS	345	\$2,979,766	\$480,653	\$2,433,971	\$65,142
PUBLIC WATER SUPPLY <sup>76</sup>	444	\$548,105	\$68,024	\$465,296	\$14,785
WATER RIGHTS	18	\$59,450	\$3,355	\$56,095	\$0
WATER QUALITY	263	\$3,609,359	\$726,832	\$1,303,680	\$1,578,847
MULTI-MEDIA	63	\$800,444	\$114,125	\$593,204	\$93,115
STIPULATED PENALTIES COLLECTED		\$47,500	\$0	\$23,750	\$23,750
<b>TOTALS</b>	<b>1,528</b>	<b>\$17,166,396</b>	<b>\$2,893,417</b>	<b>\$10,055,406</b>	<b>\$4,217,573</b>

75 Includes Underground Injection Control and Emergency Response cases.

76 Includes Water Utility cases.

**Table T-26: Summary of Administrative Orders Issued FY 2019**

PROGRAMS	NUMBER OF ORDERS ISSUED	ASSESSED	DEFERRED	PAYABLE PENALTY	SEP CONDITIONAL OFFSET
AGRICULTURE	7	\$57,675	\$5,762	\$51,913	\$0
AIR	202	\$4,373,942	\$593,552	\$2,501,975	\$1,278,415
DRY CLEANERS	2	\$10,222	\$2,044	\$8,178	\$0
INDUSTRIAL AND HAZARDOUS WASTE <sup>77</sup>	18	\$391,118	\$52,077	\$321,821	\$17,220
MUNICIPAL SOLID WASTE	38	\$333,064	\$174,212	\$158,852	\$0
OCCUPATIONAL CERTIFICATION	13	\$6,452	\$718	\$5,734	\$0
PETROLEUM STORAGE TANKS	338	\$2,524,572	\$379,643	\$2,100,828	\$44,101
PUBLIC WATER SUPPLY <sup>78</sup>	346	\$420,900	\$54,236	\$339,044	\$27,620
WATER RIGHTS	24	\$17,435	\$1,977	\$15,458	\$0
WATER QUALITY	257	\$2,753,472	\$485,024	\$1,286,288	\$982,160
MULTI-MEDIA	62	\$1,126,291	\$56,051	\$690,886	\$379,354
STIPULATED PENALTIES COLLECTED		\$108,500	\$0	\$54,250	\$54,250
<b>TOTALS</b>	<b>1,307</b>	<b>\$12,123,643</b>	<b>\$1,805,296</b>	<b>\$7,535,227</b>	<b>\$2,783,120</b>

77 Includes Underground Injection Control and Emergency Response cases.

78 Includes Water Utility cases.



**Table T-27: Summary of Administrative Orders Issued FY 2018**

PROGRAMS	NUMBER OF ORDERS ISSUED	ASSESSED	DEFERRED	PAYABLE PENALTY	SEP CONDITIONAL OFFSET
AGRICULTURE	8	\$28,010	\$4,867	\$21,018	\$2,125
AIR	177	\$3,068,726	\$485,261	\$1,504,254	\$1,079,211
DRY CLEANERS	2	\$4,889	\$0	\$4,889	\$0
INDUSTRIAL AND HAZARDOUS WASTE <sup>79</sup>	15	\$375,857	\$84,249	\$265,609	\$25,999
MUNICIPAL SOLID WASTE	40	\$561,554	\$275,386	\$261,197	\$24,971
OCCUPATIONAL CERTIFICATION	14	\$22,543	\$1,063	\$21,480	\$0
PETROLEUM STORAGE TANKS	371	\$2,750,295	\$392,730	\$2,335,211	\$22,354
PUBLIC WATER SUPPLY <sup>80</sup>	360	\$398,343	\$46,795	\$327,712	\$23,836
WATER RIGHTS	9	\$5,026	\$130	\$4,896	\$0
WATER QUALITY	292	\$4,040,673	\$421,161	\$1,577,119	\$2,042,393
MULTI-MEDIA	82	\$2,123,629	\$224,204	\$1,200,144	\$699,281
STIPULATED PENALTIES COLLECTED		\$140,500	\$0	\$70,250	\$70,250
<b>TOTALS</b>	<b>1,370</b>	<b>\$13,520,045</b>	<b>\$1,935,846</b>	<b>\$7,593,779</b>	<b>\$3,399,420</b>

79 Includes Underground Injection Control and Emergency Response cases.

80 Includes Water Utility cases.

**Table T-28: Summary of Administrative Orders Issued FY 2017**

<b>PROGRAMS</b>	<b>NUMBER OF ORDERS ISSUED</b>	<b>ASSESSED</b>	<b>DEFERRED</b>	<b>PAYABLE PENALTY</b>	<b>SEP CONDITIONAL OFFSET</b>
<b>AGRICULTURE</b>	9	\$38,115	\$6,121	\$31,994	\$0
<b>AIR</b>	165	\$7,900,531	\$830,937	\$3,932,545	\$3,137,049
<b>DRY CLEANERS</b>	1	\$5,000	\$1,000	\$4,000	\$0
<b>INDUSTRIAL AND HAZARDOUS WASTE<sup>81</sup></b>	16	\$498,730	\$151,831	\$327,145	\$19,754
<b>MUNICIPAL SOLID WASTE</b>	52	\$914,473	\$438,272	\$352,400	\$123,801
<b>OCCUPATIONAL CERTIFICATION</b>	23	\$26,956	\$1,910	\$25,046	\$0
<b>PETROLEUM STORAGE TANKS</b>	567	\$4,357,865	\$803,263	\$3,478,017	\$76,585
<b>PUBLIC WATER SUPPLY<sup>82</sup></b>	324	\$328,533	\$37,889	\$278,172	\$12,472
<b>WATER RIGHTS</b>	8	\$3,260	\$284	\$2,976	\$0
<b>WATER QUALITY</b>	277	\$3,831,741	\$648,877	\$1,932,448	\$1,259,766
<b>MULTI-MEDIA</b>	54	\$623,733	\$145,100	\$360,479	\$118,154
<b>STIPULATED PENALTIES COLLECTED</b>		\$412,750	\$0	\$206,375	\$206,375
<b>TOTALS</b>	<b>1496</b>	<b>\$18,941,687</b>	<b>\$3,065,484</b>	<b>\$10,931,597</b>	<b>\$4,944,336</b>

81 Includes Underground Injection Control and Emergency Response cases.

82 Includes Water Utility cases.

**Table T-29: Summary of Administrative Orders Issued FY 2016**

PROGRAMS	NUMBER OF ORDERS ISSUED	ASSESSED	DEFERRED	PAYABLE PENALTY	SEP CONDITIONAL OFFSET
AGRICULTURE	7	\$15,944	\$3,187	\$12,757	\$0
AIR	217	\$6,135,284	\$921,415	\$3,239,021	\$1,974,848
DRY CLEANERS	1	\$750	\$150	\$600	\$0
INDUSTRIAL AND HAZARDOUS WASTE <sup>83</sup>	23	\$417,859	\$104,901	\$266,579	\$46,379
MUNICIPAL SOLID WASTE	54	\$376,944	\$122,129	\$238,615	\$16,200
OCCUPATIONAL CERTIFICATION	38	\$27,679	\$2,295	\$25,384	\$0
PETROLEUM STORAGE TANKS	300	\$2,400,666	\$364,472	\$2,020,110	\$16,084
PUBLIC WATER SUPPLY <sup>84</sup>	327	\$363,991	\$44,230	\$313,074	\$6,687
WATER RIGHTS	9	\$7,094	\$358	\$6,736	\$0
WATER QUALITY	355	\$3,792,133	\$581,655	\$2,169,151	\$1,041,327
MULTI-MEDIA	73	\$984,349	\$186,780	\$693,036	\$104,533
STIPULATED PENALTIES COLLECTED		\$553,000	\$0	\$276,500	\$276,500
<b>TOTALS</b>	<b>1404</b>	<b>\$15,075,693</b>	<b>\$2,331,572</b>	<b>\$9,261,563</b>	<b>\$3,482,558</b>

83 Includes Underground Injection Control and Emergency Response cases.

84 Includes Water Utility cases.

**Table T-30: Summary of Administrative Orders Issued FY 2015**

PROGRAMS	NUMBER OF ORDERS ISSUED	ASSESSED	DEFERRED	PAYABLE PENALTY	SEP CONDITIONAL OFFSET
AGRICULTURE	2	\$6,187	\$0	\$6,187	\$0
AIR	270	\$6,806,417	\$825,200	\$3,666,321	\$2,314,896
DRY CLEANERS	2	\$10,500	\$2,100	\$8,400	\$0
INDUSTRIAL AND HAZARDOUS WASTE <sup>85</sup>	21	\$3,169,929	\$357,848	\$2,774,462	\$37,619
MUNICIPAL SOLID WASTE	80	\$754,301	\$197,408	\$510,741	\$46,152
OCCUPATIONAL CERTIFICATION	29	\$19,611	\$1,822	\$17,789	\$0
PETROLEUM STORAGE TANKS	420	\$3,128,018	\$386,068	\$2,710,302	\$31,648
PUBLIC WATER SUPPLY <sup>86</sup>	421	\$609,716	\$102,125	\$503,896	\$3,695
WATER RIGHTS	33	\$29,071	\$1,544	\$26,217	\$1,310
WATER QUALITY	319	\$3,092,022	\$528,874	\$1,874,428	\$688,720
MULTI-MEDIA	84	\$779,266	\$79,291	\$574,900	\$125,075
STIPULATED PENALTIES COLLECTED		\$584,000	\$0	\$292,000	\$292,000
<b>TOTALS</b>	<b>1,681</b>	<b>\$18,989,038</b>	<b>\$2,482,280</b>	<b>\$12,965,643</b>	<b>\$3,541,115</b>

85 Includes Underground Injection Control and Emergency Response cases.

86 Includes Water Utility cases.

**Table T-31: Summary of Civil Judgments Issued FY 2020**

<b>PROGRAMS</b>	<b>NUMBER OF ORDERS ISSUED</b>	<b>ASSESSED</b>	<b>DEFERRED</b>	<b>PAYABLE PENALTY</b>
<b>AGRICULTURE</b>	0	\$0	\$0	\$0
<b>AIR</b>	2	\$75,230	\$0	\$75,230
<b>DAM</b>	0	\$0	\$0	\$0
<b>INDUSTRIAL AND HAZARDOUS WASTE<sup>87</sup></b>	1	\$70,000	\$0	\$70,000
<b>MUNICIPAL SOLID WASTE</b>	3	\$441,163	\$0	\$441,163
<b>OCCUPATIONAL CERTIFICATION</b>	0	\$0	\$0	\$0
<b>PETROLEUM STORAGE TANKS</b>	1	\$45,550	\$0	\$45,550
<b>PUBLIC WATER SUPPLY<sup>88</sup></b>	7	\$631,277	\$0	\$631,277
<b>WATER QUALITY</b>	2	\$171,850	\$0	\$171,850
<b>MULTI-MEDIA</b>	2	\$879,560	\$0	\$879,560
<b>TOTALS</b>	<b>18</b>	<b>\$2,314,630</b>	<b>\$0</b>	<b>\$2,314,630</b>

---

87 Includes Underground Injection Control, Dry Cleaners, and Emergency Response cases.

88 Includes Water Rights and Water Utility cases.

**Table T-32: Summary of Civil Judgments Issued FY 2019**

<b>PROGRAMS</b>	<b>NUMBER OF ORDERS ISSUED</b>	<b>ASSESSED</b>	<b>DEFERRED</b>	<b>PAYABLE PENALTY</b>
<b>AGRICULTURE</b>	0	\$0	\$0	\$0
<b>AIR</b>	4	\$1,029,500	\$0	\$1,029,500
<b>DAM</b>	1	\$0	\$0	\$0
<b>INDUSTRIAL AND HAZARDOUS WASTE<sup>89</sup></b>	1	\$367,250	\$0	\$367,250
<b>MUNICIPAL SOLID WASTE</b>	4	\$313,050	\$0	\$313,050
<b>OCCUPATIONAL CERTIFICATION</b>	0	\$0	\$0	\$0
<b>PETROLEUM STORAGE TANKS</b>	6	\$380,687	\$0	\$380,687
<b>PUBLIC WATER SUPPLY<sup>90</sup></b>	6	\$576,927	\$0	\$576,927
<b>WATER QUALITY</b>	3	\$87,000	\$12,500	\$74,500
<b>MULTI-MEDIA</b>	5	\$339,473	\$0	\$339,473
<b>TOTALS</b>	<b>30</b>	<b>\$3,093,887</b>	<b>\$12,500</b>	<b>\$3,081,387</b>

89 Includes Underground Injection Control, Dry Cleaners, and Emergency Response cases.

90 Includes Water Rights and Water Utility cases.

**Table T-33: Summary of Civil Judgments Issued FY 2018**

<b>PROGRAMS</b>	<b>NUMBER OF ORDERS ISSUED</b>	<b>ASSESSED</b>	<b>DEFERRED</b>	<b>PAYABLE PENALTY</b>
<b>AGRICULTURE</b>	0	\$0	\$0	\$0
<b>AIR</b>	5	\$479,500	\$10,000	\$469,500
<b>INDUSTRIAL AND HAZARDOUS WASTE<sup>91</sup></b>	2	\$136,662	\$0	\$136,662
<b>MUNICIPAL SOLID WASTE</b>	9	\$1,035,450	\$0	\$1,035,450
<b>OCCUPATIONAL CERTIFICATION</b>	0	\$0	\$0	\$0
<b>PETROLEUM STORAGE TANKS</b>	5	\$350,179	\$7,500	\$342,679
<b>PUBLIC WATER SUPPLY<sup>92</sup></b>	4	\$238,729	\$0	\$238,729
<b>WATER QUALITY</b>	2	\$286,394	\$0	\$286,394
<b>MULTI-MEDIA</b>	7	\$1,319,400	\$12,000	\$1,307,400
<b>TOTALS</b>	<b>34</b>	<b>\$3,846,314</b>	<b>\$29,500</b>	<b>\$3,816,814</b>

91 Includes Underground Injection Control, Dry Cleaners, and Emergency Response cases.

92 Includes Water Rights and Water Utility cases.

**Table T-34: Summary of Civil Judgments Issued FY 2017**

<b>PROGRAMS</b>	<b>NUMBER OF ORDERS ISSUED</b>	<b>ASSESSED</b>	<b>DEFERRED</b>	<b>PAYABLE PENALTY</b>
<b>AGRICULTURE</b>	0	\$0	\$0	\$0
<b>AIR</b>	1	\$82,000	\$0	\$82,000
<b>INDUSTRIAL AND HAZARDOUS WASTE<sup>93</sup></b>	2	\$233,350	\$40,000	\$193,350
<b>MUNICIPAL SOLID WASTE</b>	9	\$408,073	\$0	\$408,073
<b>OCCUPATIONAL CERTIFICATION</b>	0	\$0	\$0	\$0
<b>PETROLEUM STORAGE TANKS</b>	1	\$43,700	\$0	\$0
<b>PUBLIC WATER SUPPLY<sup>94</sup></b>	3	\$537,759	\$0	\$537,579
<b>WATER QUALITY</b>	2	\$11,050	\$5,663	\$5,388
<b>MULTI-MEDIA</b>	4	\$102,926	\$0	\$102,926
<b>TOTALS</b>	<b>22</b>	<b>\$1,418,678</b>	<b>\$45,663</b>	<b>\$1,329,315</b>

93 Includes Underground Injection Control, Dry Cleaners, and Emergency Response cases.

94 Includes Water Rights and Water Utility cases.



**Table T-35: Summary of Civil Judgments Issued FY 2016**

<b>PROGRAMS</b>	<b>NUMBER OF ORDERS ISSUED</b>	<b>ASSESSED</b>	<b>DEFERRED</b>	<b>PAYABLE PENALTY</b>
<b>AGRICULTURE</b>	0	\$0	\$0	\$0
<b>AIR</b>	4	\$323,669	\$0	\$323,669
<b>INDUSTRIAL AND HAZARDOUS WASTE<sup>95</sup></b>	1	\$3,000	\$0	\$3,000
<b>MUNICIPAL SOLID WASTE</b>	3	\$53,833	\$0	\$53,833
<b>OCCUPATIONAL CERTIFICATION</b>	0	\$0	\$0	\$0
<b>PETROLEUM STORAGE TANKS</b>	6	\$188,835	\$0	\$188,835
<b>PUBLIC WATER SUPPLY<sup>96</sup></b>	4	\$415,900	\$100,000	\$315,900
<b>WATER QUALITY</b>	9	\$163,400	\$0	\$163,400
<b>MULTI-MEDIA</b>	4	\$232,978	\$0	\$232,978
<b>TOTALS</b>	<b>31</b>	<b>\$1,381,615</b>	<b>\$100,000</b>	<b>\$1,281,615</b>

95 Includes Underground Injection Control, Dry Cleaners, and Emergency Response cases.

96 Includes Water Rights and Water Utility cases.

**Table T-36: Summary of Civil Judgments Issued FY 2015**

<b>PROGRAMS</b>	<b>NUMBER OF ORDERS ISSUED</b>	<b>ASSESSED</b>	<b>DEFERRED</b>	<b>PAYABLE PENALTY</b>
<b>AGRICULTURE</b>	1	\$150,000	\$0	\$150,000
<b>AIR</b>	1	\$50,000	\$0	\$50,000
<b>INDUSTRIAL AND HAZARDOUS WASTE<sup>97</sup></b>	3	\$10,045,275	\$0	\$10,045,275
<b>MUNICIPAL SOLID WASTE</b>	16	\$1,835,944	\$0	\$1,835,944
<b>OCCUPATIONAL CERTIFICATION</b>	0	\$0	\$0	\$0
<b>PETROLEUM STORAGE TANKS</b>	7	\$654,407	\$0	\$654,407
<b>PUBLIC WATER SUPPLY<sup>98</sup></b>	11	\$1,084,807	\$0	\$1,084,807
<b>WATER QUALITY</b>	2	\$1,600	\$0	\$1,600
<b>MULTI-MEDIA</b>	5	\$2,346,600	\$0	\$2,346,600
<b>TOTALS</b>	<b>45</b>	<b>\$16,148,632</b>	<b>\$0</b>	<b>\$16,148,632</b>

---

97 Includes Underground Injection Control, Dry Cleaners, and Emergency Response cases.

98 Includes Water Rights and Water Utility cases.

# Annual Enforcement Report

---

*Fiscal Year 2020*

## **Part Two: Appendices**



Enforcement Division  
Office of Compliance and Enforcement  
Texas Commission on Environmental Quality

**November 2020**

**The electronic annual enforcement report is available on the TCEQ's Web Page at <https://www.tceq.texas.gov/compliance/enforcement/enforcement-reports/annereport.html>**

# Appendices

## Appendix Descriptions:

### Administrative Orders

[Appendix 1](#): List of Administrative Orders Issued During Fiscal Year 2020

[Appendix 2](#): Description of Supplemental Environmental Projects Approved in Fiscal Year 2020

[Appendix 3](#): List of Administrative Orders Issued During Fiscal Year 2019

[Appendix 4](#): Description of Supplemental Environmental Projects Approved in Fiscal Year 2019

[Appendix 5](#): List of Administrative Orders Issued During Fiscal Year 2018

[Appendix 6](#): Description of Supplemental Environmental Projects Approved in Fiscal Year 2018

[Appendix 7](#): List of Administrative Orders Issued During Fiscal Year 2017

[Appendix 8](#): Description of Supplemental Environmental Projects Approved in Fiscal Year 2017

[Appendix 9](#): List of Administrative Orders Issued During Fiscal Year 2016

[Appendix 10](#): Description of Supplemental Environmental Projects Approved in Fiscal Year 2016

[Appendix 11](#): List of Administrative Orders Issued During Fiscal Year 2015

[Appendix 12](#): Description of Supplemental Environmental Projects Approved in Fiscal Year 2015

### Court Orders

[Appendix 13](#): List of Court Orders Issued During Fiscal Year 2020

[Appendix 14](#): List of Court Orders Issued During Fiscal Year 2019

[Appendix 15](#): List of Court Orders Issued During Fiscal Year 2018

[Appendix 16](#): List of Court Orders Issued During Fiscal Year 2017

[Appendix 17](#): List of Court Orders Issued During Fiscal Year 2016

[Appendix 18](#): List of Court Orders Issued During Fiscal Year 2015

## **Criminal Convictions**

[Appendix 19](#): Description of Criminal Convictions Obtained in Fiscal Year 2020

[Appendix 20](#): Description of Criminal Convictions Obtained in Fiscal Year 2019

[Appendix 21](#): Description of Criminal Convictions Obtained in Fiscal Year 2018

[Appendix 22](#): Description of Criminal Convictions Obtained in Fiscal Year 2017

[Appendix 23](#): Description of Criminal Convictions Obtained in Fiscal Year 2016

[Appendix 24](#): Description of Criminal Convictions Obtained in Fiscal Year 2015

## Appendix 1: List of Administrative Orders Issued Monthly - FY2020

### Singles Programs

Date Range Selected : 9/1/2019 - 8/31/2020

PGM	Case No.	Respondent Name	Docket#	County	Order Date	Penalty Assessed	Penalty Deferred	Payable Amount	SEP Offset
AGR	56977	Beattie Cattle, LLC	2018-1626-AGR-E	COMANCHE	12/3/2019	\$4,876	\$975	\$3,901	\$0
AGR	57310	WHALEY, DAVID CLARK *	2019-0262-AGR-E	ERATH	12/3/2019	\$813	\$162	\$651	\$0
AGR	57530	HOSTETLER, PERRY	2019-0507-AGR-E	HOPKINS	1/28/2020	\$3,125	\$625	\$2,500	\$0
AGR	57722	Daisy Farms, LLC	2019-0832-AGR-E	LAMAR	4/13/2020	\$7,500	\$0	\$7,500	\$0
AGR	57825	GRAND CANYON DAIRY LLC *	2019-0804-AGR-E	ERATH	6/2/2020	\$3,038	\$607	\$2,431	\$0
AGR	57567	KOKE, SONYA ANN *	2019-0548-AGR-E	ERATH	6/2/2020	\$4,251	\$850	\$3,401	\$0
<b>Subtotal for AGR : 6</b>						<b>\$23,603</b>	<b>\$3,219</b>	<b>\$20,384</b>	<b>\$0</b>
AQ	55275	Kuraray America, Inc.	2017-1539-AIR-E	HARRIS	9/3/2019	\$7,500	\$1,500	\$6,000	\$0
AQ	56755	Chevron Phillips Chemical Company LP	2018-1424-AIR-E	HARRIS	9/3/2019	\$3,063	\$612	\$2,451	\$0
AQ	57083	Syntech Chemicals Inc.	2018-1748-AIR-E	HARRIS	9/3/2019	\$2,750	\$550	\$2,200	\$0
AQ	56729	Lyondell Chemical Company	2018-1321-AIR-E	HARRIS	9/3/2019	\$6,525	\$1,305	\$2,610	\$2,610
AQ	56685	General Cable Texas Operations L.P.	2018-1271-AIR-E	HARRISON	9/3/2019	\$4,125	\$825	\$1,650	\$1,650
AQ	56892	N-Tex Sand & Gravel Operating, LLC	2018-1660-AIR-E	FANNIN	9/10/2019	\$1,312	\$262	\$1,050	\$0
AQ	56903	SANDERS, RICHARD C JR	2018-1596-AIR-E	JEFFERSON	9/10/2019	\$2,750	\$550	\$2,200	\$0
AQ	56966	Lhoist North America of Texas, Ltd.	2018-1621-AIR-E	BOSQUE	9/10/2019	\$3,375	\$675	\$2,700	\$0
AQ	57068	MORAN, CLAUDIA *	2018-1745-AIR-E	GALVESTON	9/10/2019	\$1,312	\$262	\$1,050	\$0
AQ	53218	Kd Consolidated Investments, L.L.C.	2016-1580-AIR-E	TARRANT	9/24/2019	\$3,750	\$750	\$3,000	\$0
AQ	56925	Colt G & P (North Texas) L.P.	2018-1568-AIR-E	PALO PINTO	9/24/2019	\$3,638	\$727	\$2,911	\$0
AQ	57085	Brazos Electric Power Cooperative, Inc.	2018-1744-AIR-E	JACK	9/24/2019	\$625	\$125	\$500	\$0
AQ	56834	Natgasoline LLC	2018-1465-AIR-E	JEFFERSON	9/24/2019	\$3,975	\$795	\$3,180	\$0
AQ	55870	KMTEX, LLC	2018-0388-AIR-E	JEFFERSON	10/1/2019	\$35,501	\$7,100	\$28,401	\$0
AQ	56361	TPC Group LLC	2018-0957-AIR-E	HARRIS	10/1/2019	\$19,575	\$3,915	\$15,660	\$0
AQ	56555	INEOS Styrolution America LLC	2018-1138-AIR-E	GALVESTON	10/1/2019	\$9,000	\$1,800	\$3,600	\$3,600
AQ	56883	Lee Exceptional Investments, LLC	2018-1521-AIR-E	HOOD	10/1/2019	\$1,696	\$0	\$1,696	\$0
AQ	56134	ONEOK Hydrocarbon, L.P.	2018-0849-AIR-E	CHAMBERS	10/1/2019	\$32,625	\$6,525	\$13,050	\$13,050
AQ	55802	PEREZ, RENE	2018-0296-AIR-E	EL PASO	10/1/2019	\$3,937	\$0	\$3,937	\$0
AQ	55791	F & L Auto Body, LLC	2018-0324-AIR-E	EL PASO	10/1/2019	\$1,312	\$0	\$1,312	\$0
AQ	57036	Mobil Pipe Line Company	2019-0111-AIR-E	JEFFERSON	10/8/2019	\$813	\$162	\$651	\$0
AQ	57260	Morton Salt, Inc.	2019-0209-AIR-E	VAN ZANDT	10/8/2019	\$1,900	\$380	\$1,520	\$0
AQ	57301	ASSOCIATED GROUP INVESTMENT COMPANY	2019-0256-AIR-E	LUBBOCK	10/8/2019	\$1,844	\$368	\$1,476	\$0
AQ	56855	R2R and D, LLC	2018-1588-AIR-E	HOWARD	10/21/2019	\$9,750	\$1,950	\$7,800	\$0
AQ	56323	Suncot Gin, LLC	2018-0882-AIR-E	YOAKUM	10/21/2019	\$8,250	\$1,650	\$6,600	\$0
AQ	55280	INEOS USA LLC	2017-1540-AIR-E	BRAZORIA	10/21/2019	\$206,083	\$41,216	\$82,434	\$82,433
AQ	56305	WATSON, CHELSEA	2018-0861-AIR-E	LEON	10/21/2019	\$1,312	\$0	\$1,312	\$0
AQ	56267	Southcross Gathering Ltd.	2018-0828-AIR-E	MONTGOMERY	10/21/2019	\$9,001	\$1,800	\$3,601	\$3,600
AQ	57339	A & R Pallets, LLC	2019-0290-AIR-E	CHEROKEE	10/22/2019	\$1,942	\$388	\$1,554	\$0
AQ	56657	BASF TOTAL Petrochemicals LLC	2018-1231-AIR-E	JEFFERSON	10/22/2019	\$6,563	\$1,312	\$2,626	\$2,625
AQ	57055	Apache Corporation	2018-1721-AIR-E	WHEELER	10/22/2019	\$4,500	\$900	\$3,600	\$0
AQ	56850	Samsung Austin Semiconductor, LLC	2018-1476-AIR-E	TRAVIS	10/22/2019	\$5,437	\$1,087	\$2,175	\$2,175
AQ	56335	HFOTCO LLC	2018-0894-AIR-E	HARRIS	10/22/2019	\$7,140	\$1,428	\$5,712	\$0

## Singles Programs

## Appendix 1: List of Administrative Orders Issued Monthly - FY2020

Date Range Selected : 9/1/2019 - 8/31/2020

PGM	Case No.	Respondent Name	Docket#	County	Order Date	Penalty Assessed	Penalty Deferred	Payable Amount	SEP Offset
AQ	57008	Arconic Lancaster Corp.	2018-1664-AIR-E	BOWIE	10/22/2019	\$3,000	\$600	\$2,400	\$0
AQ	56051	Enterprise Products Operating LLC	2018-0795-AIR-E	HARRIS	10/25/2019	\$49,087	\$0	\$24,544	\$24,543
AQ	56817	Total Petrochemicals & Refining USA, Inc.	2018-1445-AIR-E	HARRIS	10/25/2019	\$26,250	\$5,250	\$10,500	\$10,500
AQ	56878	Exxon Mobil Corporation	2018-1514-AIR-E	HARRIS	10/25/2019	\$26,175	\$5,235	\$10,470	\$10,470
AQ	56231	Industrial Models Group, Inc.	2018-0770-AIR-E	COOKE	10/25/2019	\$33,847	\$6,769	\$13,539	\$13,539
AQ	56930	Exxon Mobil Corporation	2018-1573-AIR-E	HARRIS	10/25/2019	\$25,000	\$0	\$12,500	\$12,500
AQ	56728	WTG Gas Processing, L.P.	2018-1320-AIR-E	HOWARD	10/25/2019	\$21,562	\$0	\$21,562	\$0
AQ	56508	Kuraray America, Inc.	2018-1098-AIR-E	HARRIS	10/25/2019	\$12,942	\$2,588	\$10,354	\$0
AQ	56216	Pioneer Natural Resources USA, Inc.	2018-0751-AIR-E	POTTER	10/25/2019	\$235,500	\$47,100	\$188,400	\$0
AQ	56926	ETC Texas Pipeline, Ltd.	2018-1567-AIR-E	PECOS	11/5/2019	\$2,813	\$562	\$2,251	\$0
AQ	57207	DCP Operating Company, LP	2019-0152-AIR-E	OCHILTREE	11/5/2019	\$2,813	\$562	\$2,251	\$0
AQ	57077	Apache Corporation	2018-1746-AIR-E	WHEELER	11/5/2019	\$4,500	\$900	\$3,600	\$0
AQ	57288	Flexicore of Texas, Ltd.	2019-0236-AIR-E	FORT BEND	11/5/2019	\$1,188	\$237	\$951	\$0
AQ	57285	Knox Sullivan Co., LLC	2019-0351-AIR-E	WILLIAMSON	11/5/2019	\$938	\$187	\$751	\$0
AQ	57205	GOMEZ, MARIO ANTHONY	2019-0154-AIR-E	NOLAN	11/5/2019	\$2,625	\$0	\$2,625	\$0
AQ	56645	ACME BRICK COMPANY	2018-1209-AIR-E	PARKER	11/18/2019	\$63,423	\$12,684	\$50,739	\$0
AQ	55663	ConocoPhillips Company	2018-0175-AIR-E	HOWARD	11/18/2019	\$120,014	\$0	\$60,007	\$60,007
AQ	56563	BASF Corporation	2018-1381-AIR-E	HARRIS	11/18/2019	\$12,566	\$2,513	\$10,053	\$0
AQ	54276	Motiva Enterprises LLC	2017-0530-AIR-E	JEFFERSON	11/18/2019	\$182,314	\$0	\$91,157	\$91,157
AQ	56427	Tri-Chem Specialty Chemicals, LLC	2018-1012-AIR-E	HOOD	11/18/2019	\$8,800	\$1,760	\$7,040	\$0
AQ	56518	Paso Del Norte Materials, LLC	2018-1102-AIR-E	EL PASO	11/18/2019	\$4,375	\$875	\$3,500	\$0
AQ	55172	Arcosa Lws, LLC	2017-1426-AIR-E	NAVARRO	11/18/2019	\$57,450	\$11,490	\$22,980	\$22,980
AQ	56509	ACME BRICK COMPANY	2018-1092-AIR-E	BASTROP	11/18/2019	\$75,000	\$15,000	\$60,000	\$0
AQ	55801	Woot Services LLC	2018-0300-AIR-E	DENTON	11/18/2019	\$303,375	\$60,675	\$121,350	\$121,350
AQ	56082	BASF Corporation	2018-0604-AIR-E	JEFFERSON	11/22/2019	\$105,300	\$21,060	\$42,120	\$42,120
AQ	56629	Chevron Phillips Chemical Company LP	2018-1208-AIR-E	HARRIS	11/22/2019	\$242,550	\$48,510	\$97,020	\$97,020
AQ	55290	SMITH, DENNIS	2017-1563-AIR-E	EL PASO	11/22/2019	\$1,312	\$0	\$1,312	\$0
AQ	56710	Targa Midstream Services LLC	2018-1293-AIR-E	CHAMBERS	11/22/2019	\$167,700	\$33,540	\$67,080	\$67,080
AQ	57199	Safety-Kleen Systems, Inc.	2019-0146-AIR-E	DENTON	12/3/2019	\$2,813	\$562	\$2,251	\$0
AQ	57611	Gh Case Company, Inc.	2019-0593-AIR-E	TRAVIS	12/3/2019	\$1,250	\$250	\$1,000	\$0
AQ	57433	Proline Energy Resources Inc	2019-0410-AIR-E	NUECES	12/3/2019	\$1,312	\$262	\$1,050	\$0
AQ	57094	Owens Corning Insulating Systems, LLC	2019-0153-AIR-E	ELLIS	12/3/2019	\$6,563	\$1,312	\$5,251	\$0
AQ	57015	Southwest Shipyard, L.P.	2018-1680-AIR-E	HARRIS	12/3/2019	\$4,500	\$900	\$3,600	\$0
AQ	56923	Affordable Funerals, LLC	2018-1594-AIR-E	BEXAR	12/3/2019	\$4,538	\$907	\$3,631	\$0
AQ	56617	German Pellets Texas, LLC	2018-1204-AIR-E	TYLER	12/3/2019	\$6,332	\$1,266	\$5,066	\$0
AQ	56918	Equistar Chemicals, LP	2018-1557-AIR-E	HARRIS	12/3/2019	\$6,563	\$1,312	\$2,626	\$2,625
AQ	57174	DCP Operating Company, LP	2019-0103-AIR-E	PANOLA	12/3/2019	\$3,881	\$776	\$3,105	\$0
AQ	57434	Proline Energy Resources Inc	2019-0408-AIR-E	SAN PATRICIO	12/3/2019	\$1,312	\$262	\$1,050	\$0
AQ	57734	El Paso Rio Electric, Inc.	2019-0720-WQ-E	EL PASO	12/3/2019	\$2,375	\$475	\$1,900	\$0
AQ	57435	Proline Energy Resources Inc	2019-0409-AIR-E	NUECES	12/3/2019	\$1,312	\$262	\$1,050	\$0
AQ	57278	SI Group, Inc.	2019-0237-AIR-E	BRAZORIA	12/17/2019	\$4,612	\$922	\$1,845	\$1,845
AQ	56827	HFOTCO LLC	2018-1455-AIR-E	HARRIS	12/17/2019	\$5,909	\$1,181	\$4,728	\$0
AQ	57775	C.M.D.T. LLC	2019-0766-AIR-E	TARRANT	12/17/2019	\$1,312	\$262	\$1,050	\$0

## Singles Programs

## Appendix 1: List of Administrative Orders Issued Monthly - FY2020

Date Range Selected : 9/1/2019 - 8/31/2020

PGM	Case No.	Respondent Name	Docket#	County	Order Date	Penalty Assessed	Penalty Deferred	Payable Amount	SEP Offset
AQ	57080	INEOS Styrolution America LLC	2019-0113-AIR-E	GALVESTON	12/17/2019	\$3,801	\$760	\$1,521	\$1,520
AQ	57657	Dos Republicas Coal Partnership	2019-0637-AIR-E	MAVERICK	12/17/2019	\$2,125	\$425	\$1,700	\$0
AQ	57495	MarkWest Energy East Texas Gas Company, L.L.C.	2019-0469-AIR-E	PANOLA	12/17/2019	\$2,963	\$592	\$2,371	\$0
AQ	56719	Patterson Wood Products, Inc.	2018-1363-AIR-E	NACOGDOCHES	12/17/2019	\$7,388	\$1,477	\$5,911	\$0
AQ	57248	Trend Gathering & Treating, LLC	2019-0316-AIR-E	FREESTONE	12/17/2019	\$3,375	\$675	\$2,700	\$0
AQ	56562	2931 Materials, LLC	2018-1153-AIR-E	DENTON	12/17/2019	\$3,162	\$632	\$2,530	\$0
AQ	57242	WestRock Texas, L.P.	2019-0191-AIR-E	JASPER	12/17/2019	\$4,841	\$968	\$3,873	\$0
AQ	57062	ETC Field Services LLC	2019-0060-AIR-E	REEVES	12/18/2019	\$9,375	\$1,875	\$7,500	\$0
AQ	56832	United States Gypsum Company	2018-1458-AIR-E	HARRIS	12/18/2019	\$15,842	\$3,168	\$6,337	\$6,337
AQ	56344	Holt Crushing, LLC	2018-0917-AIR-E	REAGAN	12/18/2019	\$10,000	\$0	\$10,000	\$0
AQ	57025	Lion Elastomers LLC	2018-1693-AIR-E	JEFFERSON	12/18/2019	\$15,000	\$3,000	\$6,000	\$6,000
AQ	56695	Equistar Chemicals, LP	2018-1380-AIR-E	BRAZORIA	12/18/2019	\$26,101	\$5,220	\$10,441	\$10,440
AQ	56301	Marathon Petroleum Company LP *	2018-0863-AIR-E	GALVESTON	12/18/2019	\$26,252	\$5,249	\$10,502	\$10,501
AQ	56961	DAVIS OPERATING COMPANY	2018-1614-AIR-E	BRAZORIA	12/18/2019	\$39,249	\$7,849	\$31,400	\$0
AQ	56561	Chevron Phillips Chemical Company LP	2018-1152-AIR-E	JEFFERSON	12/18/2019	\$60,938	\$12,187	\$24,376	\$24,375
AQ	56745	Pelican Island Storage Terminal, LLC	2018-1335-AIR-E	GALVESTON	12/18/2019	\$8,775	\$1,755	\$7,020	\$0
AQ	56846	SI Group, Inc.	2018-1474-AIR-E	BRAZORIA	12/18/2019	\$13,800	\$2,760	\$11,040	\$0
AQ	57498	Enterprise Products Operating LLC	2019-0473-AIR-E	HARRIS	1/14/2020	\$4,800	\$960	\$1,920	\$1,920
AQ	57809	Gamtex Industries LP	2019-0789-AIR-E	TARRANT	1/14/2020	\$4,125	\$825	\$3,300	\$0
AQ	57711	Mitsubishi Caterpillar Forklift America Inc.	2019-0698-AIR-E	HARRIS	1/14/2020	\$2,513	\$502	\$2,011	\$0
AQ	57206	Diamond Shamrock Refining Company, L.P.	2019-0155-AIR-E	MOORE	1/14/2020	\$5,960	\$1,192	\$4,768	\$0
AQ	57573	Howmet Aerospace Inc.	2019-0551-AIR-E	BEXAR	1/14/2020	\$3,938	\$787	\$3,151	\$0
AQ	57629	CITGO Refining and Chemicals Company L.P.	2019-0609-AIR-E	NUECES	1/14/2020	\$6,075	\$1,215	\$4,860	\$0
AQ	56802	The Sherwin-Williams Manufacturing Company	2018-1443-AIR-E	DALLAS	1/14/2020	\$7,494	\$1,498	\$5,996	\$0
AQ	57380	THE METHODIST HOSPITAL	2019-0325-AIR-E	HARRIS	1/21/2020	\$11,285	\$2,257	\$0	\$9,028
AQ	56237	The Chemours Company FC, LLC	2018-0772-AIR-E	HARRIS	1/21/2020	\$73,537	\$14,707	\$29,415	\$29,415
AQ	57161	DCP Operating Company, LP	2019-0091-AIR-E	PANOLA	1/21/2020	\$7,725	\$0	\$7,725	\$0
AQ	56595	Sunoco Partners Marketing & Terminals L.P.	2018-1184-AIR-E	JEFFERSON	1/21/2020	\$115,725	\$23,145	\$92,580	\$0
AQ	56798	PHILLIPS 66 COMPANY	2018-1437-AIR-E	HUTCHINSON	1/21/2020	\$32,814	\$6,562	\$13,126	\$13,126
AQ	56569	Casita Enterprises, Inc.	2018-1203-AIR-E	NAVARRO	1/21/2020	\$88,420	\$17,684	\$35,368	\$35,368
AQ	57177	South Hampton Resources, Inc.	2019-0105-AIR-E	HARDIN	1/21/2020	\$20,250	\$4,050	\$8,100	\$8,100
AQ	56890	INEOS Americas LLC	2018-1538-AIR-E	HARRIS	1/21/2020	\$16,563	\$3,312	\$13,251	\$0
AQ	56806	Western Dairy Transport, L.L.C.	2018-1427-AIR-E	ERATH	1/21/2020	\$1,562	\$0	\$1,562	\$0
AQ	56969	Motiva Chemicals LLC	2018-1718-AIR-E	JEFFERSON	1/21/2020	\$15,000	\$3,000	\$6,000	\$6,000
AQ	57096	PHILLIPS 66 COMPANY	2019-0067-AIR-E	BRAZORIA	1/28/2020	\$6,300	\$1,260	\$2,520	\$2,520
AQ	58138	PCI Nitrogen, LLC	2019-1158-AIR-E	HARRIS	1/28/2020	\$7,500	\$1,500	\$6,000	\$0
AQ	57828	American Chrome & Chemicals Inc.	2019-0826-AIR-E	NUECES	1/28/2020	\$2,663	\$532	\$2,131	\$0
AQ	57723	Targa Midstream Services LLC	2019-0752-AIR-E	WISE	1/28/2020	\$7,050	\$1,410	\$5,640	\$0
AQ	56985	Natgasoline LLC	2018-1635-AIR-E	JEFFERSON	1/28/2020	\$7,350	\$1,470	\$2,940	\$2,940
AQ	57927	Air Products LLC	2019-1005-AIR-E	HARRIS	1/28/2020	\$2,485	\$497	\$1,988	\$0
AQ	57959	Everest Motors, Inc.	2019-0960-AIR-E	HARRIS	1/28/2020	\$2,626	\$525	\$2,101	\$0
AQ	58076	Atmos Energy Corporation	2019-1093-AIR-E	ELLIS	1/28/2020	\$3,937	\$787	\$3,150	\$0
AQ	58110	Lark United Manufacturing of Texas LLC	2019-1137-AIR-E	MCLENNAN	1/28/2020	\$1,312	\$262	\$1,050	\$0



## Singles Programs

## Appendix 1: List of Administrative Orders Issued Monthly - FY2020

Date Range Selected : 9/1/2019 - 8/31/2020

PGM	Case No.	Respondent Name	Docket#	County	Order Date	Penalty Assessed	Penalty Deferred	Payable Amount	SEP Offset
AQ	57481	Alvin Chemical, Inc.	2019-0449-AIR-E	BRAZORIA	2/3/2020	\$9,187	\$1,837	\$7,350	\$0
AQ	57347	Targa Midstream Services LLC	2019-0357-AIR-E	WISE	2/3/2020	\$3,826	\$0	\$3,826	\$0
AQ	57353	Laredo Petroleum, Inc.	2019-0376-AIR-E	REAGAN	2/3/2020	\$57,563	\$11,512	\$46,051	\$0
AQ	57081	Exxon Mobil Corporation	2018-1747-AIR-E	HARRIS	2/3/2020	\$11,738	\$2,347	\$4,696	\$4,695
AQ	56479	Mitsubishi Caterpillar Forklift America Inc.	2018-1068-AIR-E	HARRIS	2/3/2020	\$74,458	\$14,891	\$29,784	\$29,783
AQ	56678	North Texas Epitaxy, LLC	2018-1260-AIR-E	COLLIN	2/3/2020	\$24,066	\$16,701	\$7,365	\$0
AQ	57297	Laredo Petroleum, Inc.	2019-0421-AIR-E	REAGAN	2/3/2020	\$165,750	\$33,150	\$132,600	\$0
AQ	56726	City of Garland Power & Light	2018-1307-AIR-E	COLLIN	2/3/2020	\$31,275	\$6,255	\$25,020	\$0
AQ	57202	Exxon Mobil Corporation	2019-0180-AIR-E	HARRIS	2/3/2020	\$40,500	\$8,100	\$16,200	\$16,200
AQ	57852	Kuraray America, Inc.	2019-0859-AIR-E	HARRIS	2/11/2020	\$2,813	\$562	\$2,251	\$0
AQ	57872	Anheuser-Busch, LLC	2019-0860-AIR-E	HARRIS	2/11/2020	\$4,313	\$862	\$1,726	\$1,725
AQ	57994	ONEOK Hydrocarbon Southwest, LLC	2019-1030-AIR-E	CHAMBERS	2/11/2020	\$5,212	\$1,042	\$4,170	\$0
AQ	57727	WTG Jameson, LP	2019-0871-AIR-E	COKE	2/11/2020	\$5,145	\$1,029	\$4,116	\$0
AQ	57817	4-S MANUFACTURING TEXAS LIMITED LIABILITY COMPANY	2019-0791-AIR-E	WALLER	2/11/2020	\$3,750	\$750	\$3,000	\$0
AQ	57516	PIANO, JOHNNY	2019-0801-AIR-E	DALLAS	2/11/2020	\$2,688	\$537	\$2,151	\$0
AQ	57304	Targa Midstream Services LLC	2019-0358-AIR-E	WISE	2/11/2020	\$6,563	\$1,312	\$5,251	\$0
AQ	56703	Celanese Ltd.	2019-0706-AIR-E	HARRIS	2/11/2020	\$6,037	\$1,207	\$4,830	\$0
AQ	57223	Oxy Vinyls, LP	2019-0166-AIR-E	HARRIS	2/11/2020	\$5,213	\$1,042	\$2,086	\$2,085
AQ	57778	Orion Engineered Carbons LLC	2019-0765-AIR-E	HUTCHINSON	2/11/2020	\$3,263	\$652	\$2,611	\$0
AQ	57735	JAMES LAKE MIDSTREAM LLC	2019-0729-AIR-E	ECTOR	2/11/2020	\$3,713	\$742	\$2,971	\$0
AQ	57946	Exxon Mobil Corporation	2019-0958-AIR-E	HARRIS	2/11/2020	\$6,787	\$1,357	\$2,715	\$2,715
AQ	57645	Solid Rock Crushing, LLC	2019-0699-AIR-E	TAYLOR	2/11/2020	\$3,750	\$750	\$3,000	\$0
AQ	57194	Kuraray America, Inc.	2019-0190-AIR-E	HARRIS	2/14/2020	\$10,200	\$2,040	\$8,160	\$0
AQ	56792	One Eighty Collision Center, LLC	2018-1416-AIR-E	EL PASO	2/14/2020	\$1,562	\$0	\$1,562	\$0
AQ	56964	Blaine Larsen Farms, Inc.	2018-1616-AIR-E	HARTLEY	2/14/2020	\$17,250	\$3,450	\$13,800	\$0
AQ	57936	Concrete on Demand, LLC	2019-0932-AIR-E	FORT BEND	2/14/2020	\$3,563	\$712	\$2,851	\$0
AQ	56139	Enervest Operating, L.L.C.	2018-0669-AIR-E	DENTON	2/14/2020	\$147,375	\$29,475	\$117,900	\$0
AQ	56880	Teda Tpc America Corporation	2018-1516-AIR-E	SAN PATRICIO	2/14/2020	\$37,368	\$7,473	\$29,895	\$0
AQ	58072	WTG Jameson, LP	2019-1094-AIR-E	COKE	2/25/2020	\$3,000	\$600	\$2,400	\$0
AQ	58042	Texas Eastern Transmission, LP	2019-1073-AIR-E	DEWITT	2/25/2020	\$4,500	\$900	\$3,600	\$0
AQ	58242	MOTOR TRIKE, INC.	2019-1247-AIR-E	SMITH	2/25/2020	\$1,275	\$255	\$1,020	\$0
AQ	57922	Lifoam Industries, LLC	2019-0931-AIR-E	ELLIS	2/25/2020	\$1,125	\$225	\$900	\$0
AQ	58126	Air Products LLC	2019-1139-AIR-E	JEFFERSON	2/25/2020	\$4,687	\$937	\$1,875	\$1,875
AQ	57188	PHILLIPS 66 COMPANY	2019-0145-AIR-E	CHAMBERS	3/5/2020	\$11,250	\$2,250	\$4,500	\$4,500
AQ	57411	Agrium U.S. Inc.	2019-0359-AIR-E	HUTCHINSON	3/5/2020	\$7,875	\$1,575	\$6,300	\$0
AQ	57009	Enterprise Products Operating LLC	2018-1669-AIR-E	CHAMBERS	3/5/2020	\$13,126	\$2,625	\$5,251	\$5,250
AQ	57354	Owens Corning Insulating Systems, LLC	2019-0397-AIR-E	ELLIS	3/5/2020	\$16,000	\$3,200	\$12,800	\$0
AQ	57748	Thomas Steel Drums, Inc.	2019-0780-AIR-E	TARRANT	3/5/2020	\$9,500	\$1,900	\$7,600	\$0
AQ	57480	Clearstream Wastewater Systems, Incorporated	2019-0448-AIR-E	HARDIN	3/5/2020	\$9,563	\$1,912	\$7,651	\$0
AQ	56761	INVISTA S.A R.L.	2018-1504-AIR-E	ORANGE	3/5/2020	\$15,000	\$3,000	\$6,000	\$6,000
AQ	56774	Formosa Plastics Corporation, Texas	2018-1384-AIR-E	CALHOUN	3/5/2020	\$56,250	\$11,250	\$22,500	\$22,500
AQ	57337	Gentex Power Corporation	2019-0289-AIR-E	BASTROP	3/5/2020	\$13,500	\$2,700	\$0	\$10,800
AQ	57208	Davis Gas Processing, Inc.	2019-0151-AIR-E	REAGAN	3/5/2020	\$13,598	\$2,719	\$10,879	\$0

Date Range Selected : 9/1/2019 - 8/31/2020

PGM	Case No.	Respondent Name	Docket#	County	Order Date	Penalty Assessed	Penalty Deferred	Payable Amount	SEP Offset
AQ	57198	Equistar Chemicals, LP	2019-0147-AIR-E	HARRIS	3/5/2020	\$15,000	\$3,000	\$6,000	\$6,000
AQ	57418	Marathon Oil EF LLC	2019-0381-AIR-E	ATASCOSA	3/5/2020	\$8,888	\$1,777	\$3,556	\$3,555
AQ	57110	Oxy Vinyls, LP	2019-0039-AIR-E	HARRIS	3/5/2020	\$16,575	\$3,315	\$6,630	\$6,630
AQ	54678	CALHOUN, DOUG	2017-0926-MLM-E	BRAZORIA	3/11/2020	\$2,442	\$0	\$2,442	\$0
AQ	57187	Albemarle Corporation	2019-0115-AIR-E	HARRIS	3/24/2020	\$3,075	\$615	\$2,460	\$0
AQ	57566	Weatherford Aerospace, LLC	2019-0564-AIR-E	PARKER	3/24/2020	\$5,437	\$1,087	\$4,350	\$0
AQ	58323	Chevron Phillips Chemical Company LP	2019-1336-AIR-E	HUTCHINSON	3/24/2020	\$4,163	\$832	\$3,331	\$0
AQ	58189	Cabinetworks Group Michigan LLC	2019-1199-AIR-E	DALLAS	3/24/2020	\$4,313	\$862	\$3,451	\$0
AQ	57836	Clegg Industries, Inc.	2019-0817-AIR-E	VICTORIA	3/24/2020	\$3,750	\$750	\$3,000	\$0
AQ	57661	Exxon Mobil Corporation	2019-0641-AIR-E	HARRIS	4/2/2020	\$42,935	\$8,587	\$17,174	\$17,174
AQ	57787	Teda TpcO America Corporation	2019-0873-AIR-E	SAN PATRICIO	4/2/2020	\$10,500	\$2,100	\$8,400	\$0
AQ	57275	Blanchard Refining Company LLC	2019-0232-AIR-E	GALVESTON	4/2/2020	\$125,563	\$0	\$62,782	\$62,781
AQ	57355	BASF Corporation	2019-0301-AIR-E	BRAZORIA	4/2/2020	\$22,500	\$4,500	\$9,000	\$9,000
AQ	57352	Laredo Petroleum, Inc.	2019-0420-AIR-E	REAGAN	4/2/2020	\$60,000	\$12,000	\$48,000	\$0
AQ	58133	Chris Harp Construction Limited Liability Company	2019-1155-AIR-E	DALLAS	4/7/2020	\$2,500	\$500	\$2,000	\$0
AQ	58638	Paso Del Norte Materials, LLC	2019-1699-AIR-E	EL PASO	4/7/2020	\$1,312	\$262	\$1,050	\$0
AQ	58639	Paso Del Norte Materials, LLC	2019-1689-AIR-E	EL PASO	4/7/2020	\$1,312	\$262	\$1,050	\$0
AQ	58640	Paso Del Norte Materials, LLC	2019-1688-AIR-E	EL PASO	4/7/2020	\$1,725	\$345	\$1,380	\$0
AQ	58190	Ovintiv Usa Inc.	2019-1302-AIR-E	KARNES	4/7/2020	\$2,374	\$474	\$950	\$950
AQ	56697	OXY USA WTP LP	2018-1326-AIR-E	KENT	4/13/2020	\$8,785	\$1,757	\$7,028	\$0
AQ	56615	MENDOZA, EMMANUEL	2018-1200-AIR-E	EL PASO	4/13/2020	\$2,625	\$0	\$2,625	\$0
AQ	56723	Buckeye Texas Processing LLC	2018-1310-AIR-E	NUECES	4/13/2020	\$759,521	\$151,904	\$303,809	\$303,808
AQ	57718	Eagle Railcar Services - Elkhart, Texas, L.P.	2019-0696-AIR-E	ANDERSON	4/27/2020	\$22,250	\$4,450	\$17,800	\$0
AQ	56622	Rohm and Haas Texas Incorporated	2018-1364-AIR-E	HARRIS	4/27/2020	\$39,767	\$7,952	\$15,908	\$15,907
AQ	57881	PeroxyChem LLC	2019-0872-AIR-E	HARRIS	4/27/2020	\$10,800	\$2,160	\$8,640	\$0
AQ	56842	Atmos Energy Corporation	2018-1500-AIR-E	ELLIS	4/27/2020	\$43,559	\$8,711	\$17,424	\$17,424
AQ	57414	Motiva Enterprises LLC	2019-0377-AIR-E	JEFFERSON	4/27/2020	\$26,251	\$5,250	\$10,501	\$10,500
AQ	57176	Shintech Incorporated	2019-0104-AIR-E	BRAZORIA	4/27/2020	\$105,741	\$21,148	\$42,297	\$42,296
AQ	56854	Lhoist North America of Texas, Ltd.	2018-1473-AIR-E	COMAL	4/27/2020	\$20,386	\$4,077	\$16,309	\$0
AQ	57513	Lion Elastomers LLC	2019-0490-AIR-E	JEFFERSON	4/27/2020	\$13,688	\$2,737	\$10,951	\$0
AQ	58221	COPANO PROCESSING LLC	2019-1239-AIR-E	COLORADO	4/28/2020	\$7,500	\$1,500	\$6,000	\$0
AQ	58363	Frio LaSalle Pipeline, LP	2019-1397-AIR-E	FRIO	4/28/2020	\$4,801	\$960	\$3,841	\$0
AQ	57985	Martech, LLC	2019-0996-AIR-E	ELLIS	4/28/2020	\$5,438	\$1,087	\$4,351	\$0
AQ	56192	International Paper Company	2018-0719-AIR-E	ORANGE	4/28/2020	\$2,925	\$585	\$2,340	\$0
AQ	58158	Chris Harp Construction Limited Liability Company	2019-1175-AIR-E	DALLAS	4/28/2020	\$4,779	\$955	\$3,824	\$0
AQ	58165	Clean Harbors Deer Park, LLC	2019-1170-AIR-E	HARRIS	5/5/2020	\$4,538	\$907	\$1,816	\$1,815
AQ	58232	Owens Corning Composite Materials, LLC	2019-1250-AIR-E	RANDALL	5/5/2020	\$4,500	\$900	\$3,600	\$0
AQ	58022	Solvay Specialty Polymers USA, L.L.C.	2019-1045-AIR-E	ORANGE	5/5/2020	\$4,255	\$851	\$3,404	\$0
AQ	57943	Championx LLC	2019-0942-AIR-E	FORT BEND	5/5/2020	\$6,545	\$1,309	\$5,236	\$0
AQ	58143	Louisiana-Pacific Corporation	2019-1188-AIR-E	JASPER	5/5/2020	\$3,563	\$712	\$2,851	\$0
AQ	57827	Oldcastle Infrastructure, Inc.	2019-0808-AIR-E	TARRANT	5/5/2020	\$4,375	\$875	\$3,500	\$0
AQ	58305	Buckeye Texas Processing LLC	2019-1363-AIR-E	NUECES	5/5/2020	\$4,425	\$885	\$3,540	\$0
AQ	58482	Natural Gas Pipeline Company of America LLC	2019-1524-AIR-E	HARRISON	5/5/2020	\$813	\$162	\$651	\$0

## Singles Programs

## Appendix 1: List of Administrative Orders Issued Monthly - FY2020

Date Range Selected : 9/1/2019 - 8/31/2020

PGM	Case No.	Respondent Name	Docket#	County	Order Date	Penalty Assessed	Penalty Deferred	Payable Amount	SEP Offset
AQ	57908	COPANO PROCESSING LLC	2019-0919-AIR-E	COLORADO	5/12/2020	\$8,550	\$0	\$8,550	\$0
AQ	57958	Triple C Concrete Of Lubbock, Ltd	2019-0959-AIR-E	LUBBOCK	5/12/2020	\$14,120	\$2,824	\$11,296	\$0
AQ	58094	Miller Milling Company, LLC	2019-1112-AIR-E	TARRANT	5/12/2020	\$10,291	\$2,058	\$8,233	\$0
AQ	57697	U.S. Silica Company	2019-0800-AIR-E	LIMESTONE	5/12/2020	\$9,000	\$1,800	\$3,600	\$3,600
AQ	57968	INEOS USA LLC	2019-0975-AIR-E	HARRIS	5/12/2020	\$26,550	\$5,310	\$21,240	\$0
AQ	57334	The Sherwin-Williams Manufacturing Company	2019-0288-AIR-E	ELLIS	5/12/2020	\$8,252	\$1,650	\$6,602	\$0
AQ	57328	BASF Corporation	2019-0283-AIR-E	BRAZORIA	5/12/2020	\$20,188	\$0	\$10,094	\$10,094
AQ	57159	Chevron Phillips Chemical Company LP	2019-0112-AIR-E	HARRIS	5/12/2020	\$14,250	\$2,850	\$11,400	\$0
AQ	58581	Asphalt Inc., LLC	2019-1626-AIR-E	KERR	5/19/2020	\$2,250	\$450	\$1,800	\$0
AQ	58528	Lavaca Midstream, L.L.C.	2019-1573-AIR-E	LAVACA	5/19/2020	\$4,138	\$827	\$3,311	\$0
AQ	58198	Triumph Aerostructures, LLC	2019-1220-AIR-E	DALLAS	5/19/2020	\$6,725	\$1,345	\$5,380	\$0
AQ	58515	Alon USA, LP	2019-1558-AIR-E	HOWARD	5/19/2020	\$437	\$87	\$350	\$0
AQ	58372	Firestone Polymers, LLC	2019-1398-AIR-E	ORANGE	5/19/2020	\$6,151	\$1,230	\$4,921	\$0
AQ	58278	Parman Enterprises LLC	2019-1286-AIR-E	HARRIS	5/19/2020	\$3,000	\$600	\$2,400	\$0
AQ	58391	Blue Cube Operations LLC	2019-1429-AIR-E	BRAZORIA	5/19/2020	\$3,375	\$675	\$1,350	\$1,350
AQ	58256	Victerra Energy, LLC	2019-1255-AIR-E	REEVES	5/19/2020	\$2,888	\$577	\$2,311	\$0
AQ	58115	BASF TOTAL Petrochemicals LLC	2019-1166-AIR-E	JEFFERSON	5/19/2020	\$7,500	\$1,500	\$3,000	\$3,000
AQ	57224	Air Liquide Large Industries U.S. LP	2019-0167-AIR-E	HARRIS	5/25/2020	\$111,376	\$0	\$111,376	\$0
AQ	57752	Pelican Island Storage Terminal, LLC	2019-0735-AIR-E	GALVESTON	5/25/2020	\$27,000	\$5,400	\$21,600	\$0
AQ	57935	DODSON, TROY	2019-0957-AIR-E	JEFFERSON	5/25/2020	\$19,687	\$3,937	\$15,750	\$0
AQ	57221	Dril-Quip, Inc.	2019-0165-AIR-E	HARRIS	5/25/2020	\$132,164	\$26,432	\$105,732	\$0
AQ	56942	BNSF Railway Company *	2018-1589-AIR-E	HOOD	5/25/2020	\$3,750	\$0	\$3,750	\$0
AQ	57553	DCP Operating Company, LP	2019-0521-AIR-E	NUECES	5/25/2020	\$3,767	\$0	\$3,767	\$0
AQ	57818	WestRock Texas, L.P.	2019-0892-AIR-E	JASPER	5/25/2020	\$29,625	\$5,925	\$23,700	\$0
AQ	58207	Lhoist North America of Texas, Ltd.	2019-1221-AIR-E	COMAL	5/25/2020	\$9,789	\$1,957	\$7,832	\$0
AQ	57330	Lion Elastomers LLC	2019-0282-AIR-E	JEFFERSON	5/25/2020	\$13,384	\$2,676	\$10,708	\$0
AQ	57596	Friendswood Energy Genco, LLC	2019-0579-AIR-E	HARRIS	5/25/2020	\$12,938	\$2,587	\$10,351	\$0
AQ	58722	Total Petrochemicals & Refining USA, Inc.	2019-1792-AIR-E	JEFFERSON	6/2/2020	\$1,250	\$250	\$1,000	\$0
AQ	58546	Exxon Mobil Corporation	2019-1593-AIR-E	HARRIS	6/2/2020	\$6,787	\$1,357	\$2,715	\$2,715
AQ	58411	UTLX Manufacturing LLC	2019-1441-AIR-E	HARRIS	6/2/2020	\$4,575	\$915	\$1,830	\$1,830
AQ	58572	American Midstream Gas Solutions, LP	2019-1617-AIR-E	GREGG	6/2/2020	\$4,875	\$975	\$1,950	\$1,950
AQ	58636	Targa Midstream Services LLC	2019-1700-AIR-E	REAGAN	6/2/2020	\$2,888	\$577	\$2,311	\$0
AQ	57035	Crest Metal Doors, Inc.	2018-1702-AIR-E	BEXAR	6/2/2020	\$6,814	\$1,362	\$5,452	\$0
AQ	58603	Shintech Incorporated	2019-1664-AIR-E	BRAZORIA	6/2/2020	\$6,263	\$1,252	\$5,011	\$0
AQ	58063	Archer-Daniels-Midland Company	2019-1070-AIR-E	LUBBOCK	6/16/2020	\$20,625	\$4,125	\$16,500	\$0
AQ	57913	Ball Metal Beverage Container Corp.	2019-0976-AIR-E	MONTGOMERY	6/16/2020	\$7,623	\$1,524	\$6,099	\$0
AQ	58188	Gulf South Pipeline Company, LLC	2019-1202-AIR-E	WHARTON	6/16/2020	\$13,500	\$2,700	\$5,400	\$5,400
AQ	57960	Owens Corning Insulating Systems, LLC	2019-1021-AIR-E	ELLIS	6/16/2020	\$16,000	\$3,200	\$12,800	\$0
AQ	57023	TX LFG ENERGY, LP	2018-1688-AIR-E	HARRIS	6/16/2020	\$17,325	\$3,465	\$13,860	\$0
AQ	58333	Equistar Chemicals, LP	2019-1360-AIR-E	HARRIS	6/16/2020	\$9,626	\$1,925	\$3,851	\$3,850
AQ	57402	BASF TOTAL Petrochemicals LLC	2019-0356-AIR-E	JEFFERSON	6/16/2020	\$29,125	\$5,825	\$11,650	\$11,650
AQ	57995	Air Liquide Large Industries U.S. LP	2019-1006-AIR-E	BRAZORIA	6/16/2020	\$31,875	\$0	\$31,875	\$0
AQ	58796	WE Hereford, LLC	2020-0088-AIR-E	DEAF SMITH	6/16/2020	\$1,375	\$275	\$1,100	\$0

## Singles Programs

## Appendix 1: List of Administrative Orders Issued Monthly - FY2020

Date Range Selected : 9/1/2019 - 8/31/2020

PGM	Case No.	Respondent Name	Docket#	County	Order Date	Penalty Assessed	Penalty Deferred	Payable Amount	SEP Offset
AQ	57870	Rohm And Haas Texas Incorporated *	2019-0874-AIR-E	HARRIS	6/16/2020	\$33,038	\$6,607	\$13,216	\$13,215
AQ	58697	Diamond Shamrock Refining Company, L.P.	2019-1765-AIR-E	MOORE	6/30/2020	\$4,950	\$990	\$3,960	\$0
AQ	58658	Sbm Farms, LLC	2019-1727-AIR-E	ECTOR	6/30/2020	\$3,375	\$675	\$2,700	\$0
AQ	58390	Azteca Milling, L.P.	2019-1432-AIR-E	HALE	6/30/2020	\$6,000	\$1,200	\$4,800	\$0
AQ	58651	ETC Texas Pipeline, Ltd.	2019-1681-AIR-E	PECOS	6/30/2020	\$267	\$53	\$214	\$0
AQ	58856	Oro Resources, LLC	2020-0158-AIR-E	FORT BEND	6/30/2020	\$1,188	\$237	\$951	\$0
AQ	58412	Geopolymer Solutions LLC	2019-1576-AIR-E	MONTGOMERY	6/30/2020	\$3,750	\$750	\$3,000	\$0
AQ	58525	Valero Refining-Texas, L.P.	2019-1594-AIR-E	NUECES	6/30/2020	\$4,613	\$922	\$3,691	\$0
AQ	58735	Austin White Lime Company	2020-0006-AIR-E	TRAVIS	6/30/2020	\$3,533	\$706	\$2,827	\$0
AQ	58704	Lion Elastomers LLC	2019-1771-AIR-E	JEFFERSON	6/30/2020	\$7,500	\$1,500	\$6,000	\$0
AQ	57868	Equistar Chemicals, LP	2019-1072-AIR-E	HARRIS	7/6/2020	\$35,363	\$7,072	\$14,146	\$14,145
AQ	58456	Equistar Chemicals, LP	2019-1491-AIR-E	NUECES	7/6/2020	\$12,488	\$2,497	\$4,996	\$4,995
AQ	58142	Felix Energy Holdings II, LLC	2019-1189-AIR-E	WARD	7/6/2020	\$50,000	\$0	\$50,000	\$0
AQ	58490	YGRIEGA ENVIRONMENTAL SERVICES, LLC	2019-1532-AIR-E	HIDALGO	7/6/2020	\$12,375	\$2,475	\$9,900	\$0
AQ	58074	Brenntag Southwest, Inc.	2019-1125-AIR-E	HARRIS	7/6/2020	\$18,689	\$3,737	\$7,476	\$7,476
AQ	58524	CITGO Refining and Chemicals Company L.P.	2019-1571-AIR-E	NUECES	7/6/2020	\$10,695	\$2,139	\$8,556	\$0
AQ	58175	Chevron Phillips Chemical Company LP	2019-1240-AIR-E	HARRIS	7/6/2020	\$30,844	\$6,168	\$12,338	\$12,338
AQ	58036	Union Carbide Corporation	2019-1136-AIR-E	CALHOUN	7/6/2020	\$600,000	\$0	\$300,000	\$300,000
AQ	58315	Exxon Mobil Corporation	2019-1306-AIR-E	HARRIS	7/6/2020	\$19,938	\$3,987	\$7,976	\$7,975
AQ	58483	Frio LaSalle Pipeline, LP	2019-1566-AIR-E	ATASCOSA	7/6/2020	\$7,876	\$0	\$3,938	\$3,938
AQ	57526	E. I. du Pont de Nemours and Company	2019-0503-AIR-E	ORANGE	7/6/2020	\$11,000	\$2,200	\$4,400	\$4,400
AQ	58266	Valero Refining-Texas, L.P.	2019-1261-AIR-E	GALVESTON	7/6/2020	\$10,350	\$0	\$10,350	\$0
AQ	58784	Albemarle Corporation	2020-0059-AIR-E	HARRIS	7/14/2020	\$6,874	\$1,374	\$2,750	\$2,750
AQ	58114	RK Hall, LLC	2019-1124-AIR-E	GRAYSON	7/14/2020	\$1,063	\$212	\$851	\$0
AQ	58664	Port Comfort Power LLC	2019-1726-AIR-E	CALHOUN	7/14/2020	\$1,375	\$275	\$1,100	\$0
AQ	58915	Arkema Inc.	2020-0235-AIR-E	HARRIS	7/14/2020	\$5,137	\$1,027	\$4,110	\$0
AQ	58924	Rescar Companies	2020-0237-AIR-E	ORANGE	7/14/2020	\$7,125	\$1,425	\$5,700	\$0
AQ	57835	Chevron Phillips Chemical Company LP	2019-0809-AIR-E	HARRIS	7/20/2020	\$20,188	\$4,037	\$8,076	\$8,075
AQ	57152	OCI Beaumont LLC	2019-0225-AIR-E	JEFFERSON	7/20/2020	\$70,161	\$14,032	\$28,065	\$28,064
AQ	57510	Motiva Enterprises LLC	2019-0491-AIR-E	DALLAS	7/20/2020	\$35,550	\$7,110	\$14,220	\$14,220
AQ	58754	Blanchard Refining Company LLC	2020-0026-AIR-E	GALVESTON	7/20/2020	\$13,125	\$0	\$6,563	\$6,562
AQ	58004	DCP Operating Company, LP	2019-1007-AIR-E	MIDLAND	7/20/2020	\$21,150	\$4,230	\$16,920	\$0
AQ	58205	Chevron Phillips Chemical Company LP	2019-1223-AIR-E	BRAZORIA	7/20/2020	\$30,000	\$6,000	\$12,000	\$12,000
AQ	58273	Eastman Chemical Company	2019-1295-AIR-E	HARRISON	7/20/2020	\$93,713	\$18,742	\$37,486	\$37,485
AQ	56863	Citgo Pipeline Company	2018-1499-AIR-E	HARDIN	7/20/2020	\$15,750	\$0	\$7,875	\$7,875
AQ	57639	Equistar Chemicals, LP	2019-0620-AIR-E	HARRIS	7/20/2020	\$46,439	\$9,287	\$18,576	\$18,576
AQ	57686	Blaine Larsen Farms, Inc.	2019-0690-AIR-E	HARTLEY	7/20/2020	\$39,343	\$7,868	\$31,475	\$0
AQ	58428	Braskem America, Inc.	2019-1464-AIR-E	HARRIS	7/20/2020	\$15,180	\$3,036	\$6,072	\$6,072
AQ	54797	Enterprise Products Operating LLC	2017-1118-AIR-E	CHAMBERS	7/20/2020	\$210,938	\$42,187	\$105,469	\$63,282
AQ	57505	Blanchard Refining Company LLC	2019-0487-AIR-E	GALVESTON	7/20/2020	\$39,375	\$7,875	\$15,750	\$15,750
AQ	58984	Trend Gathering & Treating, LLC	2020-0313-AIR-E	LIMESTONE	8/4/2020	\$2,438	\$487	\$1,951	\$0
AQ	57815	Isp Technologies Inc.	2019-0838-AIR-E	GALVESTON	8/4/2020	\$27,375	\$5,475	\$21,900	\$0
AQ	58300	Midcoast G & P (East Texas) L.P.	2019-1311-AIR-E	CAMP	8/4/2020	\$26,431	\$5,286	\$21,145	\$0

## Singles Programs

## Appendix 1: List of Administrative Orders Issued Monthly - FY2020

Date Range Selected : 9/1/2019 - 8/31/2020

PGM	Case No.	Respondent Name	Docket#	County	Order Date	Penalty Assessed	Penalty Deferred	Payable Amount	SEP Offset
AQ	57766	INVISTA S.A.R.L.	2019-0748-AIR-E	ORANGE	8/4/2020	\$39,359	\$7,871	\$15,744	\$15,744
AQ	58897	MarkWest Oklahoma Gas Company, L.L.C.	2020-0211-AIR-E	WHEELER	8/4/2020	\$2,438	\$487	\$1,951	\$0
AQ	58914	Valero Partners Lucas, LLC	2020-0232-AIR-E	JEFFERSON	8/4/2020	\$1,000	\$200	\$800	\$0
AQ	58394	TXI Operations, LP	2019-1431-AIR-E	COLLIN	8/4/2020	\$7,875	\$0	\$7,875	\$0
AQ	58954	ETC Texas Pipeline, Ltd.	2020-0270-AIR-E	HOUSTON	8/4/2020	\$7,500	\$1,500	\$6,000	\$0
AQ	58148	Midcoast G & P (East Texas) L.P.	2019-1167-AIR-E	CAMP	8/4/2020	\$25,000	\$0	\$25,000	\$0
AQ	58371	Lucite International, Inc.	2019-1436-AIR-E	JEFFERSON	8/4/2020	\$15,000	\$3,000	\$12,000	\$0
AQ	58557	Total Petrochemicals & Refining USA, Inc.	2019-1645-AIR-E	HARRIS	8/4/2020	\$59,064	\$11,812	\$47,252	\$0
AQ	58238	Legacy Reserves Operating LP	2019-1248-AIR-E	ANDERSON	8/16/2020	\$26,405	\$5,281	\$21,124	\$0
AQ	58767	MarkWest Javelina Company, L.L.C.	2020-0056-AIR-E	NUECES	8/16/2020	\$11,408	\$0	\$11,408	\$0
AQ	57774	Chevron Phillips Chemical Company LP	2019-0751-AIR-E	ORANGE	8/16/2020	\$25,542	\$5,108	\$10,217	\$10,217
AQ	57979	The Lubrizol Corporation	2019-0977-AIR-E	HARRIS	8/16/2020	\$26,250	\$5,250	\$10,500	\$10,500
AQ	57751	Honeywell International Inc.	2019-0728-AIR-E	ORANGE	8/16/2020	\$190,518	\$38,103	\$152,415	\$0
AQ	58547	Riviana Foods Inc.	2019-1595-AIR-E	BRAZORIA	8/16/2020	\$8,438	\$1,687	\$6,751	\$0
AQ	58135	Odfjell Terminals (Houston) Inc.	2019-1280-AIR-E	HARRIS	8/16/2020	\$31,500	\$6,300	\$12,600	\$12,600
AQ	58725	Equistar Chemicals, LP	2020-0058-AIR-E	HARRIS	8/18/2020	\$4,800	\$960	\$1,920	\$1,920
AQ	58130	HERITAGE OAKS PROPERTY, LLC	2019-1153-AIR-E	BRAZORIA	8/18/2020	\$2,166	\$433	\$1,733	\$0
AQ	59089	VICTORIA CITY POWER LLC	2020-0408-AIR-E	VICTORIA	8/18/2020	\$2,813	\$562	\$2,251	\$0
AQ	58284	Motiva Chemicals LLC	2019-1289-AIR-E	JEFFERSON	8/18/2020	\$19,238	\$3,847	\$7,696	\$7,695
AQ	58985	DCP Operating Company, LP	2020-0311-AIR-E	HOWARD	8/18/2020	\$1,438	\$287	\$1,151	\$0
AQ	58740	Arkema Inc.	2020-0007-AIR-E	JEFFERSON	8/18/2020	\$4,350	\$870	\$3,480	\$0
AQ	59026	Oq Chemicals Corporation	2020-0354-AIR-E	MATAGORDA	8/18/2020	\$5,916	\$1,183	\$2,367	\$2,366
AQ	58555	Targa Midstream Services LLC	2019-1601-AIR-E	WISE	8/27/2020	\$25,000	\$0	\$12,500	\$12,500
AQ	58427	DCP Operating Company, LP	2019-1456-AIR-E	MOORE	8/27/2020	\$20,850	\$0	\$10,425	\$10,425
AQ	58714	WestRock Texas, L.P.	2019-1782-AIR-E	JASPER	8/27/2020	\$13,013	\$2,602	\$10,411	\$0
AQ	58280	Tokai Carbon CB Ltd.	2019-1288-AIR-E	HUTCHINSON	8/27/2020	\$20,962	\$4,192	\$16,770	\$0
AQ	55278	GARCIA, GUSTAVO	2017-1538-AIR-E	EL PASO	8/27/2020	\$1,312	\$0	\$1,312	\$0
AQ	58667	PHILLIPS 66 COMPANY	2019-1729-AIR-E	HUTCHINSON	8/27/2020	\$19,689	\$3,937	\$7,876	\$7,876
AQ	56693	Blanchard Refining Company LLC	2018-1308-AIR-E	GALVESTON	8/27/2020	\$14,250	\$2,850	\$5,700	\$5,700
<b>Subtotal for AQ : 320</b>						<b>\$8,234,578</b>	<b>\$1,352,021</b>	<b>\$4,687,345</b>	<b>\$2,195,212</b>
DC	57390	PHUONG KIM HUYNH	2019-0363-DCL-E	HARRIS	11/5/2019	\$2,228	\$445	\$1,783	\$0
<b>Subtotal for DC : 1</b>						<b>\$2,228</b>	<b>\$445</b>	<b>\$1,783</b>	<b>\$0</b>
IHW	52903	Dlubak Glass Company	2016-1479-IHW-E	ELLIS	9/16/2019	\$175,000	\$0	\$87,500	\$87,500
IHW	56748	Pratt & Whitney Services, Inc.	2018-1347-IHW-E	TARRANT	10/22/2019	\$4,875	\$975	\$3,900	\$0
IHW	56083	Lion Elastomers LLC	2018-0868-IHW-E	JEFFERSON	12/18/2019	\$60,000	\$0	\$60,000	\$0
IHW	56775	Anatomical Medical Laboratories, Inc.	2018-1388-IHW-E	DENTON	1/14/2020	\$6,825	\$1,365	\$5,460	\$0
IHW	55248	German Pellets Texas, LLC	2017-1529-AIR-E	JEFFERSON	1/21/2020	\$15,000	\$3,000	\$12,000	\$0
IHW	57415	Bp Aero Services, LLC	2019-0384-IHW-E	DALLAS	5/19/2020	\$5,250	\$1,050	\$4,200	\$0
IHW	56245	Pitts Oilfield Products & Services, LLC	2018-0798-IHW-E	TOM GREEN	6/16/2020	\$58,537	\$11,707	\$46,830	\$0
IHW	57685	BlazinSky Environmental Services, LLC	2019-0674-IHW-E	NUECES	6/16/2020	\$938	\$187	\$751	\$0
IHW	58616	Cagle Fishing & Rental Tools, Inc.	2019-1776-MSW-E	REAGAN	6/30/2020	\$1,312	\$262	\$1,050	\$0
IHW	56494	Apex Blasting, Inc.	2018-1084-IHW-E	CHAMBERS	8/4/2020	\$48,750	\$9,750	\$39,000	\$0
<b>Subtotal for IHW : 10</b>						<b>\$376,487</b>	<b>\$28,296</b>	<b>\$260,691</b>	<b>\$87,500</b>

## Singles Programs

## Appendix 1: List of Administrative Orders Issued Monthly - FY2020

Date Range Selected : 9/1/2019 - 8/31/2020

PGM	Case No.	Respondent Name	Docket#	County	Order Date	Penalty Assessed	Penalty Deferred	Payable Amount	SEP Offset
MSW	55535	GONZALEZ, DARIO JAIME	2018-0075-MSW-E	HIDALGO	9/16/2019	\$15,000	\$0	\$15,000	\$0
MSW	56773	ECS BIG TOWN, LLC	2018-1486-MLM-E	DALLAS	10/1/2019	\$5,000	\$0	\$5,000	\$0
MSW	57213	Karen Risler	2019-0163-MSW-E	TRINITY	10/8/2019	\$1,312	\$262	\$1,050	\$0
MSW	57204	MKO Trucking, INC.	2019-0192-MSW-E	SHELBY	10/8/2019	\$242	\$48	\$194	\$0
MSW	55774	City of Carthage	2018-0474-MSW-E	PANOLA	10/25/2019	\$13,876	\$2,775	\$11,101	\$0
MSW	56453	City Of Shamrock	2018-1037-MSW-E	WHEELER	10/25/2019	\$13,126	\$2,625	\$10,501	\$0
MSW	57214	Nancy Castillo Gaytan Co-Trustee of the Gaytan Family Revocable Trust *	2019-0158-MSW-E	CAMERON	11/5/2019	\$3,937	\$787	\$3,150	\$0
MSW	57791	FREEMAN, HOWARD BRUCE	2019-0771-MSW-E	HARDIN	12/17/2019	\$1,312	\$0	\$1,312	\$0
MSW	57772	Friedman Recycling of El Paso, LP	2019-0755-MSW-E	EL PASO	12/17/2019	\$1,500	\$300	\$1,200	\$0
MSW	56206	Partners Dewatering International, L.C.	2018-0753-MSW-E	MEDINA	12/18/2019	\$48,168	\$9,633	\$38,535	\$0
MSW	56006	City Of Littlefield	2018-0532-MSW-E	LAMB	12/18/2019	\$68,775	\$13,755	\$0	\$55,020
MSW	57698	Tjp Enterprises, LLC	2019-0681-MSW-E	TARRANT	1/14/2020	\$3,750	\$750	\$3,000	\$0
MSW	58001	United Electronic Recycling, LLC	2019-1046-MSW-E	DALLAS	1/14/2020	\$1,875	\$375	\$1,500	\$0
MSW	56039	ESPITIA, MICHAEL	2018-0590-MSW-E	GUADALUPE	1/21/2020	\$30,000	\$28,800	\$1,200	\$0
MSW	55963	City of Haskell	2018-0654-MSW-E	HASKELL	1/21/2020	\$27,163	\$5,432	\$0	\$21,731
MSW	57911	VILLARREAL, JUAN MARTIN	2019-0922-MSW-E	HIDALGO	1/28/2020	\$1,000	\$200	\$800	\$0
MSW	55311	MENDEZ, ALEX	2017-1582-MSW-E	HIDALGO	2/3/2020	\$19,500	\$3,900	\$15,600	\$0
MSW	57126	COFFEY, RONALD E	2019-0053-MSW-E	JOHNSON	2/3/2020	\$15,750	\$3,150	\$12,600	\$0
MSW	57067	BELL, FRANKIE	2018-1739-MSW-E	FANNIN	2/14/2020	\$10,288	\$2,057	\$8,231	\$0
MSW	57333	BANKS, DONITA	2019-0300-MSW-E	HARDIN	2/14/2020	\$1,312	\$0	\$1,312	\$0
MSW	55759	Ssam Industries LLC	2018-0276-MSW-E	EL PASO	3/5/2020	\$16,012	\$3,202	\$12,810	\$0
MSW	56707	ROLAND, LEWIS EUGENE	2018-1391-MSW-E	TRAVIS	3/24/2020	\$3,375	\$0	\$3,375	\$0
MSW	57937	HEIDELBERG, JW	2019-0968-MSW-E	MARTIN	3/24/2020	\$1,250	\$250	\$1,000	\$0
MSW	57470	MCNEESE, KEITH FRANKLIN	2019-0457-MSW-E	LUBBOCK	4/7/2020	\$1,375	\$275	\$1,100	\$0
MSW	56865	COWART, WILLIAM DENNIS	2018-1505-MSW-E	ANGELINA	4/13/2020	\$1,312	\$0	\$1,312	\$0
MSW	56599	City Of Eldorado	2018-1195-MSW-E	SCHLEICHER	4/27/2020	\$15,125	\$3,025	\$0	\$12,100
MSW	57930	LOPEZ, VICTOR	2019-1023-MSW-E	WEBB	4/28/2020	\$1,312	\$262	\$1,050	\$0
MSW	58182	City of Meadow	2019-1195-MSW-E	TERRY	4/28/2020	\$1,875	\$375	\$1,500	\$0
MSW	58438	MITCHELL, SILVIRY	2019-1488-MSW-E	TYLER	5/5/2020	\$1,312	\$262	\$1,050	\$0
MSW	56992	MORSE, DAVID	2018-1649-MSW-E	COOKE	5/12/2020	\$1,312	\$0	\$1,312	\$0
MSW	57802	Detmar Logistics, LLC *	2019-0806-MLM-E	TOM GREEN	5/19/2020	\$5,266	\$0	\$5,266	\$0
MSW	56662	TELLO, OMAR	2018-1361-MSW-E	HIDALGO	5/25/2020	\$11,250	\$10,050	\$1,200	\$0
MSW	58311	VIEN, LADD *	2019-1348-MSW-E	ELLIS	6/16/2020	\$938	\$187	\$751	\$0
MSW	56820	GUAJARDO, FELIPE	2018-1449-MSW-E	HIDALGO	6/16/2020	\$2,625	\$0	\$2,625	\$0
MSW	57806	LARA, SERAPIO *	2019-0828-MSW-E	ATASCOSA	6/16/2020	\$1,312	\$0	\$1,312	\$0
MSW	58156	Bailey Bark Materials, Inc.	2020-0192-MLM-E	NACOGDOCHES	6/30/2020	\$1,950	\$390	\$1,560	\$0
MSW	57421	City of Cotulla	2019-0492-MSW-E	LA SALLE	6/30/2020	\$3,125	\$625	\$0	\$2,500
MSW	56280	Polk County Authorized Agent *	2018-0842-MSW-E	POLK	7/6/2020	\$23,065	\$4,613	\$18,452	\$0
MSW	57416	City of Port Arthur	2019-0375-MSW-E	JEFFERSON	7/6/2020	\$49,087	\$9,817	\$0	\$39,270
MSW	56865	MARRIOTT, KENNETH	2018-1505-MSW-E	ANGELINA	7/6/2020	\$1,312	\$0	\$1,312	\$0
MSW	57885	GUIDRY, MARTHA	2019-0869-MSW-E	SAN AUGUSTINE	7/14/2020	\$1,188	\$0	\$1,188	\$0
MSW	54764	ESTRADA, LUIS ENRIQUE	2019-0853-MSW-E	BELL	7/20/2020	\$7,500	\$0	\$7,500	\$0
MSW	58993	Strategic Materials, Inc.	2020-0319-MSW-E	ELLIS	8/18/2020	\$1,325	\$265	\$1,060	\$0

## Singles Programs

## Appendix 1: List of Administrative Orders Issued Monthly - FY2020

Date Range Selected : 9/1/2019 - 8/31/2020

PGM	Case No.	Respondent Name	Docket#	County	Order Date	Penalty Assessed	Penalty Deferred	Payable Amount	SEP Offset
MSW	59027	City of Silverton	2020-0352-MSW-E	BRISCOE	8/18/2020	\$1,125	\$225	\$900	\$0
MSW	57681	City of Post	2019-0950-MSW-E	GARZA	8/27/2020	\$35,751	\$7,150	\$0	\$28,601
<b>Subtotal for MSW : 45</b>						<b>\$473,965</b>	<b>\$115,822</b>	<b>\$198,921</b>	<b>\$159,222</b>
OL	57756	HENDON, JUSTIN	2019-0777-WOC-E	GARZA	9/24/2019	\$175	\$0	\$175	\$0
OL	57137	CARROLL, WALTER J	2019-0114-WOC-E	ELLIS	9/24/2019	\$2,269	\$453	\$1,816	\$0
OL	57309	CAIN, CODY L	2019-0264-WOC-E	SUTTON	10/21/2019	\$4,198	\$0	\$4,198	\$0
OL	58061	BARRON, MICHAEL GERALD	2019-1127-WOC-E	IRION	11/5/2019	\$175	\$0	\$175	\$0
OL	58083	TWEED, ROBERT W	2019-1103-WOC-E	CLAY	11/5/2019	\$175	\$0	\$175	\$0
OL	57846	CARDENAS, LUZDANIEL	2019-0831-WOC-E	ANGELINA	2/25/2020	\$863	\$172	\$691	\$0
OL	58419	DE LA GARZA, COBY ALLEN	2019-1459-OSI-E	CROCKETT	3/24/2020	\$175	\$0	\$175	\$0
OL	57672	Anthony Reed	2019-0653-LII-E	HARRIS	4/27/2020	\$1,243	\$0	\$1,243	\$0
OL	58795	ROBINSON, RUSSELL S JR	2020-0089-OSS-E	ORANGE	5/5/2020	\$175	\$0	\$175	\$0
OL	55943	BUTCH HARDIE	2018-0477-WOC-E	HOOD	5/12/2020	\$938	\$0	\$938	\$0
OL	58952	Juan G Jasso	2020-0275-WOC-E	KENT	6/2/2020	\$175	\$0	\$175	\$0
OL	58974	MURPHY, BLAINE E	2020-0328-WOC-E	JEFFERSON	7/14/2020	\$175	\$0	\$175	\$0
OL	58933	PEDRO GUILTY	2020-0257-WOC-E	HARRIS	8/4/2020	\$175	\$0	\$175	\$0
<b>Subtotal for OL : 13</b>						<b>\$10,911</b>	<b>\$625</b>	<b>\$10,286</b>	<b>\$0</b>
PST	57088	Caddo Mills Independent School District	2018-1753-PST-E	HUNT	9/3/2019	\$3,563	\$712	\$2,851	\$0
PST	56416	Parmar Enterprise Inc.	2018-0989-PST-E	FORT BEND	9/3/2019	\$5,438	\$1,087	\$4,351	\$0
PST	56668	A.R.W. BUSINESS, INC.	2018-1256-PST-E	FORT BEND	9/3/2019	\$6,876	\$1,375	\$5,501	\$0
PST	56298	LANDMARK INDUSTRIES	2018-0860-PST-E	MONTGOMERY	9/3/2019	\$7,359	\$1,471	\$5,888	\$0
PST	56369	NZ LLC	2018-0928-PST-E	FORT BEND	9/3/2019	\$4,500	\$900	\$3,600	\$0
PST	56731	FAIRDALE ENTERPRISES, INC.	2018-1319-PST-E	MONTGOMERY	9/3/2019	\$7,413	\$1,482	\$5,931	\$0
PST	56949	Lake Pointe Operating Company, L.L.C.	2018-1598-PST-E	ROCKWALL	9/3/2019	\$3,375	\$675	\$2,700	\$0
PST	56933	R. D. Wallace Oil Co., Inc.	2018-1615-PST-E	COCHRAN	9/10/2019	\$3,476	\$695	\$2,781	\$0
PST	57168	City Mart Energy, LLC	2019-0093-PST-E	ECTOR	9/10/2019	\$6,750	\$1,350	\$5,400	\$0
PST	56613	Jnh Holding, Inc.	2018-1253-PST-E	DENTON	9/10/2019	\$6,000	\$1,200	\$4,800	\$0
PST	56970	Sorahim Investment, Inc.	2018-1653-PST-E	HARRIS	9/10/2019	\$6,713	\$1,342	\$5,371	\$0
PST	56686	Murphy Oil USA, Inc.	2018-1298-PST-E	ORANGE	9/10/2019	\$2,188	\$437	\$1,751	\$0
PST	57832	R&J GAS & GROCERY INC	2019-0810-PST-E	COLLIN	9/10/2019	\$1,750	\$0	\$1,750	\$0
PST	57459	Club Corp Bear Creek Golf Course	2019-0431-PST-E	TARRANT	9/10/2019	\$2,625	\$0	\$2,625	\$0
PST	56934	Blessings Enterprises, Inc.	2018-1584-PST-E	TARRANT	9/10/2019	\$3,375	\$675	\$2,700	\$0
PST	56365	TRUE SA ENTERPRISES LLC	2018-0999-PST-E	TARRANT	9/10/2019	\$4,800	\$960	\$3,840	\$0
PST	57201	Farmers Cooperative Association, Stanton, Texas	2019-0334-PST-E	MARTIN	9/10/2019	\$2,438	\$487	\$1,951	\$0
PST	56956	City of Hereford	2018-1608-PST-E	DEAF SMITH	9/10/2019	\$2,750	\$550	\$2,200	\$0
PST	55896	Anitrio, Inc.	2018-0415-PST-E	ELLIS	9/16/2019	\$27,668	\$5,533	\$22,135	\$0
PST	55582	Kashmira Investments, Inc.	2018-0090-PST-E	CORYELL	9/16/2019	\$24,654	\$4,930	\$19,724	\$0
PST	56168	US Department of the Navy	2018-0697-PST-E	NUECES	9/16/2019	\$7,875	\$1,575	\$6,300	\$0
PST	55493	Spencer & Spencer LLC	2018-0078-PST-E	JACK	9/16/2019	\$10,075	\$0	\$10,075	\$0
PST	52703	RIGSBY VENTURES, INC.	2016-1076-PST-E	BEXAR	9/16/2019	\$24,861	\$4,972	\$19,889	\$0
PST	56169	Dupre Logistics L L C	2018-0765-PST-E	HARRIS	9/16/2019	\$5,101	\$0	\$5,101	\$0
PST	56250	B & W United, LLC	2018-0789-PST-E	TARRANT	9/17/2019	\$3,375	\$0	\$3,375	\$0
PST	56212	Susser Petroleum Company LLC	2018-0746-PST-E	HAYS	9/24/2019	\$7,063	\$1,412	\$5,651	\$0

## Singles Programs

## Appendix 1: List of Administrative Orders Issued Monthly - FY2020

Date Range Selected : 9/1/2019 - 8/31/2020

PGM	Case No.	Respondent Name	Docket#	County	Order Date	Penalty Assessed	Penalty Deferred	Payable Amount	SEP Offset
PST	56327	KRAFT, FRANCES MARIE	2018-0927-PST-E	FORT BEND	9/24/2019	\$4,600	\$920	\$3,680	\$0
PST	57039	FLORES, SAUL	2018-1704-PST-E	MAVERICK	9/24/2019	\$1,227	\$245	\$982	\$0
PST	56094	Mariam Inc.	2018-0729-PST-E	LIVE OAK	9/24/2019	\$7,500	\$1,500	\$6,000	\$0
PST	56476	Permann, Inc.	2018-1054-PST-E	TARRANT	10/1/2019	\$23,650	\$4,730	\$18,920	\$0
PST	56415	Kashish Corporation	2018-0990-PST-E	TARRANT	10/1/2019	\$13,526	\$2,705	\$10,821	\$0
PST	56786	TA Operating LLC	2018-1407-PST-E	DENTON	10/1/2019	\$10,313	\$2,062	\$8,251	\$0
PST	56746	Quik-Way Operating, LLC	2018-1333-PST-E	SMITH	10/1/2019	\$33,750	\$6,750	\$27,000	\$0
PST	56128	K & Z Enterprises, LLC	2018-0660-PST-E	TARRANT	10/1/2019	\$11,681	\$0	\$11,681	\$0
PST	55712	Bombay Trading, LLC	2018-0208-PST-E	MORRIS	10/1/2019	\$4,624	\$0	\$4,624	\$0
PST	56334	Haider & Sons Enterprises Inc.	2018-0895-PST-E	DALLAS	10/1/2019	\$15,000	\$0	\$15,000	\$0
PST	56943	PRIEGUE, GERMAN A *	2018-1580-PST-E	HARRIS	10/8/2019	\$4,000	\$800	\$3,200	\$0
PST	56799	Jay Omkara Inc.	2018-1419-PST-E	LUBBOCK	10/8/2019	\$7,352	\$1,470	\$5,882	\$0
PST	55784	Faiza H. Malik	2018-0314-PST-E	SAN JACINTO	10/8/2019	\$3,750	\$750	\$3,000	\$0
PST	55629	Tyler Petroleum Inc	2018-0181-PST-E	SMITH	10/8/2019	\$4,875	\$0	\$4,875	\$0
PST	56167	MCFARLANE, CHRIS	2018-0968-PST-E	WILSON	10/8/2019	\$4,732	\$946	\$3,786	\$0
PST	55033	RR Golay LLC	2017-1293-PST-E	MORRIS	10/21/2019	\$9,046	\$0	\$9,046	\$0
PST	56734	ACG INVESTMENTS, L.L.C.	2018-1430-PST-E	POLK	10/21/2019	\$8,550	\$1,710	\$6,840	\$0
PST	56991	Petroleum Transport, Inc.	2018-1640-PST-E	LUBBOCK	10/21/2019	\$9,105	\$1,821	\$7,284	\$0
PST	56690	Tina's Mexican Kitchen, LLC	2018-1280-PST-E	JIM HOGG	10/21/2019	\$15,416	\$3,083	\$12,333	\$0
PST	56951	Tristar Convenience Stores, Inc.	2018-1604-PST-E	HARRIS	10/22/2019	\$7,500	\$1,500	\$6,000	\$0
PST	57192	Panas Inc	2019-0124-PST-E	HILL	10/22/2019	\$5,341	\$1,068	\$4,273	\$0
PST	56904	TURNER, CLIFTON	2018-1542-PST-E	HOCKLEY	10/22/2019	\$3,373	\$674	\$2,699	\$0
PST	57755	Terrell Trading Company Inc.	2019-0745-PST-E	KAUFMAN	10/22/2019	\$2,447	\$489	\$1,958	\$0
PST	57496	Munna Rubel Enterprises Inc.	2019-0468-PST-E	BEXAR	10/22/2019	\$1,626	\$325	\$1,301	\$0
PST	57136	Danny Foix' #3, LLC	2019-0062-PST-E	WICHITA	10/22/2019	\$2,662	\$532	\$2,130	\$0
PST	57196	Bob Harris Oil Company	2019-0143-PST-E	JOHNSON	10/22/2019	\$3,000	\$600	\$2,400	\$0
PST	57115	PLEASANTON STOP, INC.	2019-0036-PST-E	BEXAR	10/22/2019	\$3,687	\$737	\$2,950	\$0
PST	56864	WIER, PHYLLIS GRAY	2018-1507-PST-E	ANDERSON	10/22/2019	\$4,500	\$900	\$3,600	\$0
PST	56196	Ram Stores, Inc. *	2018-0766-PST-E	TARRANT	10/22/2019	\$5,100	\$1,020	\$4,080	\$0
PST	57277	Kendrick Oil Co.	2019-0239-PST-E	LUBBOCK	10/22/2019	\$4,601	\$920	\$3,681	\$0
PST	56736	DRIVER LEASING, INC.	2018-1343-PST-E	POTTER	10/25/2019	\$17,929	\$3,585	\$14,344	\$0
PST	56631	CIMARRON PRODUCE CORPORATION	2018-1213-PST-E	HIDALGO	10/25/2019	\$7,624	\$1,524	\$6,100	\$0
PST	57209	Stripes LLC	2019-0150-PST-E	LUBBOCK	11/5/2019	\$5,636	\$1,127	\$4,509	\$0
PST	57131	MAHARAJ ENTERPRISE, LLC	2019-0057-PST-E	BEXAR	11/5/2019	\$3,563	\$712	\$2,851	\$0
PST	57020	Jm Trading Inc	2018-1686-PST-E	DALLAS	11/5/2019	\$4,500	\$900	\$3,600	\$0
PST	56286	Cameron C-Store Inc.	2018-0996-PST-E	TRAVIS	11/5/2019	\$6,750	\$0	\$6,750	\$0
PST	56987	THAMAN ENTERPRISE LLC	2019-0065-PST-E	JOHNSON	11/5/2019	\$4,500	\$900	\$3,600	\$0
PST	57148	SA Enterprises, INC.	2019-0157-PST-E	COMAL	11/5/2019	\$6,874	\$1,374	\$5,500	\$0
PST	57693	AYANNAUR INC	2019-0669-PST-E	GRAYSON	11/5/2019	\$2,496	\$499	\$1,997	\$0
PST	57345	Charlie Hillard, Inc.	2019-0307-PST-E	TARRANT	11/5/2019	\$4,425	\$885	\$3,540	\$0
PST	57004	SMITH, TIM	2018-1706-PST-E	SWISHER	11/5/2019	\$3,600	\$720	\$2,880	\$0
PST	57525	High Prime Enterprises, LLC	2019-0499-PST-E	JOHNSON	11/5/2019	\$2,438	\$487	\$1,951	\$0
PST	57024	SHORT TRIP, LLC	2018-1691-PST-E	HARRIS	11/5/2019	\$7,187	\$1,437	\$5,750	\$0



## Singles Programs

## Appendix 1: List of Administrative Orders Issued Monthly - FY2020

Date Range Selected : 9/1/2019 - 8/31/2020

PGM	Case No.	Respondent Name	Docket#	County	Order Date	Penalty Assessed	Penalty Deferred	Payable Amount	SEP Offset
PST	56223	Westwood Independent School District	2018-0756-PST-E	ANDERSON	11/5/2019	\$3,750	\$750	\$0	\$3,000
PST	56624	Joe's Speedy Mart, Inc.	2018-1510-PST-E	JEFFERSON	11/5/2019	\$5,725	\$1,145	\$4,580	\$0
PST	57615	Shivaplus International, Inc.	2019-0589-PST-E	LAMAR	11/5/2019	\$2,487	\$497	\$1,990	\$0
PST	57119	Lamb County Hospital	2019-0048-PST-E	LAMB	11/5/2019	\$3,488	\$697	\$2,791	\$0
PST	56352	AHMED, GHAZALA N	2018-0915-PST-E	COLLIN	11/5/2019	\$6,177	\$1,235	\$4,942	\$0
PST	57471	United Petroleum Transports, Inc.	2019-0435-PST-E	EL PASO	11/5/2019	\$1,255	\$251	\$1,004	\$0
PST	56313	CHUGHTAI, MAHMOOD	2018-0869-PST-E	JIM WELLS	11/5/2019	\$5,000	\$0	\$5,000	\$0
PST	57172	Greyhound Lines, Inc.	2019-0098-PST-E	HARRIS	11/5/2019	\$3,000	\$600	\$2,400	\$0
PST	56199	E Z STOP, L.L.C.	2018-0727-PST-E	NUECES	11/5/2019	\$5,021	\$0	\$5,021	\$0
PST	57105	N&J VENTURES LLC	2019-0033-PST-E	TRAVIS	11/5/2019	\$7,294	\$1,458	\$5,836	\$0
PST	57106	Merisha Inc	2019-0034-PST-E	LAMAR	11/5/2019	\$3,375	\$675	\$2,700	\$0
PST	57100	Fiona Investments, Inc.	2019-0006-PST-E	BEXAR	11/5/2019	\$3,375	\$675	\$2,700	\$0
PST	55749	Gas Town Inc	2018-0338-PST-E	PARKER	11/18/2019	\$8,387	\$0	\$8,387	\$0
PST	56633	Texas Petroleum Group, LLC	2018-1214-PST-E	HARRIS	11/18/2019	\$48,000	\$9,600	\$38,400	\$0
PST	55710	7 Star Petroleum Inc	2018-0209-PST-E	BOWIE	11/18/2019	\$11,642	\$0	\$11,642	\$0
PST	55982	Petrol Plus Inc	2018-0576-PST-E	NOLAN	11/18/2019	\$7,624	\$0	\$7,624	\$0
PST	57179	Ben E. Keith Company	2019-0096-PST-E	TARRANT	11/18/2019	\$42,750	\$8,550	\$34,200	\$0
PST	56996	HK Mian Business, Inc.	2018-1679-PST-E	HARRIS	11/18/2019	\$15,325	\$3,065	\$12,260	\$0
PST	56296	NEW DELTA BUSINESS LLC	2018-0884-PST-E	ORANGE	11/18/2019	\$4,924	\$0	\$4,924	\$0
PST	57287	Nida & Kiran, Inc.	2019-0253-PST-E	BRAZORIA	11/18/2019	\$3,750	\$0	\$3,750	\$0
PST	57031	Bianca Enterprises, Inc.	2018-1697-PST-E	TARRANT	11/18/2019	\$14,651	\$2,930	\$11,721	\$0
PST	56671	Sanger Independent School District	2018-1252-PST-E	DENTON	11/22/2019	\$9,751	\$1,950	\$0	\$7,801
PST	56594	NAVROJ BUSINESS, INC.	2018-1188-PST-E	BRAZORIA	11/22/2019	\$21,525	\$0	\$21,525	\$0
PST	56211	Susser Petroleum Company LLC	2018-0747-PST-E	HAYS	11/22/2019	\$61,916	\$12,383	\$49,533	\$0
PST	57460	Rita's Convenience Store and Restaurant, LLC	2019-0432-PST-E	MARTIN	12/3/2019	\$3,685	\$737	\$2,948	\$0
PST	57535	Lamb County Electric Cooperative, Inc.	2019-0532-PST-E	LAMB	12/3/2019	\$2,438	\$487	\$1,951	\$0
PST	57476	OM DB INVESTMENT INC	2019-0445-PST-E	HENDERSON	12/3/2019	\$3,000	\$600	\$2,400	\$0
PST	57389	Hidalgo North Properties, Inc.	2019-0349-PST-E	HIDALGO	12/3/2019	\$1,575	\$315	\$1,260	\$0
PST	57589	L. H. Chaney Materials, Inc.	2019-0568-PST-E	WISE	12/3/2019	\$4,500	\$900	\$3,600	\$0
PST	57086	IM, CHENDA *	2018-1740-PST-E	HARRISON	12/3/2019	\$6,300	\$1,260	\$5,040	\$0
PST	57473	Pruski's Market, Inc.	2019-0465-PST-E	BEXAR	12/3/2019	\$5,937	\$1,187	\$4,750	\$0
PST	57200	Navasota Oil Co., Inc.	2019-0370-PST-E	GRIMES	12/3/2019	\$6,021	\$1,204	\$4,817	\$0
PST	57087	Bells Petro, Inc.	2018-1754-PST-E	GRAYSON	12/3/2019	\$4,249	\$849	\$3,400	\$0
PST	57315	Twin Lakes Petroleum Enterprises, Inc.	2019-0278-PST-E	VAN ZANDT	12/3/2019	\$2,563	\$512	\$2,051	\$0
PST	57527	Big Spring Isd	2019-0498-PST-E	HOWARD	12/3/2019	\$3,750	\$750	\$3,000	\$0
PST	56917	B.A.I. BUSINESS LLC	2018-1574-PST-E	AUSTIN	12/3/2019	\$6,750	\$0	\$6,750	\$0
PST	57342	Texas Department of Transportation	2019-0292-PST-E	PECOS	12/3/2019	\$2,813	\$562	\$0	\$2,251
PST	57218	Baytown Asphalt Materials, Ltd.	2019-0321-PST-E	HARRIS	12/3/2019	\$3,728	\$745	\$2,983	\$0
PST	57401	Oney Enterprises LLC	2019-0419-PST-E	CASS	12/3/2019	\$4,500	\$900	\$3,600	\$0
PST	55771	2015 S & A, LLC	2018-0278-PST-E	BEXAR	12/3/2019	\$6,424	\$1,284	\$5,140	\$0
PST	57349	YOAKUM, INC.	2019-0331-PST-E	DEWITT	12/3/2019	\$4,500	\$900	\$3,600	\$0
PST	57479	PEJOMA, LLC	2019-0446-PST-E	BEXAR	12/17/2019	\$3,787	\$757	\$3,030	\$0
PST	55599	New Arrowhead LLC	2018-0102-PST-E	CLAY	12/17/2019	\$2,932	\$586	\$2,346	\$0

## Singles Programs

## Appendix 1: List of Administrative Orders Issued Monthly - FY2020

Date Range Selected : 9/1/2019 - 8/31/2020

PGM	Case No.	Respondent Name	Docket#	County	Order Date	Penalty Assessed	Penalty Deferred	Payable Amount	SEP Offset
PST	57745	HERITAGE MARKET LLC	2019-0721-PST-E	TYLER	12/17/2019	\$1,876	\$375	\$1,501	\$0
PST	57432	Southside Ind School Dist	2019-0396-PST-E	BEXAR	12/17/2019	\$4,500	\$900	\$3,600	\$0
PST	56074	HUSSAIN, SALIM	2018-0837-PST-E	SMITH	12/17/2019	\$3,375	\$675	\$2,700	\$0
PST	57514	PINEY WOODS HEALTHCARE SYSTEM, L.P.	2019-0489-PST-E	ANGELINA	12/17/2019	\$7,500	\$1,500	\$6,000	\$0
PST	57424	Gik & Rozy LLC	2019-0388-PST-E	TARRANT	12/17/2019	\$5,250	\$1,050	\$4,200	\$0
PST	57164	Klemme Enterprises, Inc.	2019-0092-PST-E	EL PASO	12/17/2019	\$7,044	\$1,408	\$5,636	\$0
PST	57276	Norrell Construction, Inc.	2019-0231-PST-E	BRAZORIA	12/17/2019	\$6,769	\$1,353	\$5,416	\$0
PST	56580	THE DAYA ENTERPRISE, INC.	2018-1160-PST-E	MATAGORDA	12/17/2019	\$6,792	\$0	\$6,792	\$0
PST	56975	Centurylink Communications, LLC	2018-1627-PST-E	HARRIS	12/17/2019	\$6,185	\$1,237	\$4,948	\$0
PST	57983	BRANTLEY, BRANT	2019-0994-PST-E	GREGG	12/17/2019	\$2,438	\$487	\$1,951	\$0
PST	57382	Petro-Chemical Transport, LLC	2019-0379-PST-E	DALLAS	12/17/2019	\$4,520	\$904	\$3,616	\$0
PST	57690	PSST LLC	2019-0672-PST-E	RUSK	12/17/2019	\$2,880	\$576	\$2,304	\$0
PST	57546	West Main Plaza LLC	2019-0523-PST-E	HENDERSON	12/17/2019	\$5,954	\$1,190	\$4,764	\$0
PST	57048	ONE 11 INVESTMENT, LLC	2018-1725-PST-E	HARRIS	12/17/2019	\$3,605	\$721	\$2,884	\$0
PST	57316	FJ TRADE INC	2019-0277-PST-E	NUECES	12/17/2019	\$5,276	\$1,055	\$4,221	\$0
PST	56963	Texas Transeastern, Inc.	2018-1617-PST-E	HARRIS	12/17/2019	\$3,375	\$675	\$2,700	\$0
PST	57162	AARM BUSINESS INC	2019-0089-PST-E	HARRIS	12/17/2019	\$3,493	\$698	\$2,795	\$0
PST	56461	E & B, LLC	2018-1040-PST-E	TARRANT	12/18/2019	\$7,701	\$1,540	\$6,161	\$0
PST	55557	SJ&F LLC	2018-0080-PST-E	DALLAS	12/18/2019	\$28,168	\$5,633	\$22,535	\$0
PST	57169	Premier Parking Company	2019-0100-PST-E	MIDLAND	12/18/2019	\$9,124	\$1,824	\$7,300	\$0
PST	56547	M-Co Auto Supply, Inc.	2018-1257-PST-E	BEXAR	12/18/2019	\$11,367	\$2,273	\$9,094	\$0
PST	57093	GEVERS INVESTMENT INC	2018-1757-PST-E	BEXAR	12/18/2019	\$10,350	\$2,070	\$8,280	\$0
PST	53760	CHAU, JOHN	2016-2116-PST-E	BURNET	12/18/2019	\$19,593	\$3,918	\$15,675	\$0
PST	55488	AMER & MILAD INVESTMENTS INC	2017-1767-PST-E	DALLAS	12/18/2019	\$15,852	\$3,170	\$12,682	\$0
PST	56800	DEAL DASH C-STORES, INC.	2018-1418-PST-E	DENTON	12/18/2019	\$10,125	\$2,025	\$8,100	\$0
PST	55945	Spidle & Spidle, Inc.	2018-0481-PST-E	JEFFERSON	12/18/2019	\$19,231	\$3,846	\$15,385	\$0
PST	54317	SKYPAK CORP	2017-0550-PST-E	JASPER	12/19/2019	\$4,832	\$0	\$4,832	\$0
PST	57743	DLUGOSCH III, LLC	2019-0723-PST-E	DEWITT	1/14/2020	\$7,316	\$1,463	\$5,853	\$0
PST	57701	AUSTIN SUPER RETAIL, LLC	2019-0682-PST-E	TRAVIS	1/14/2020	\$4,532	\$906	\$3,626	\$0
PST	57381	MMC Properties, Inc.	2019-0378-PST-E	HIDALGO	1/14/2020	\$1,750	\$350	\$1,400	\$0
PST	57038	Skipper Beverage Company, LLC	2018-1724-PST-E	BEXAR	1/14/2020	\$6,000	\$0	\$6,000	\$0
PST	57687	Castillo Fuel Stop Inc	2019-0670-PST-E	ELLIS	1/14/2020	\$3,750	\$750	\$3,000	\$0
PST	57584	Noor Sodhi LLC	2019-0567-PST-E	HENDERSON	1/14/2020	\$4,623	\$924	\$3,699	\$0
PST	57786	Petro-Chemical Transport, LLC	2019-0770-PST-E	DALLAS	1/14/2020	\$3,400	\$680	\$2,720	\$0
PST	57585	R. D. Wallace Oil Co., Inc.	2019-0566-PST-E	COCHRAN	1/14/2020	\$3,509	\$701	\$2,808	\$0
PST	57662	FAIZAYSH ENTERPRISE INC	2019-0650-PST-E	TARRANT	1/14/2020	\$5,813	\$1,162	\$4,651	\$0
PST	57547	City of Brownfield	2019-0522-PST-E	TERRY	1/14/2020	\$3,563	\$712	\$2,851	\$0
PST	57577	EPP-TEXAS ACQUISITION, LLC	2019-0572-PST-E	LUBBOCK	1/14/2020	\$1,394	\$278	\$1,116	\$0
PST	57413	Xpert Transportation, LLC	2019-0371-PST-E	EL PASO	1/21/2020	\$16,158	\$3,231	\$12,927	\$0
PST	57430	Murphy Oil USA, Inc.	2019-0392-PST-E	TITUS	1/21/2020	\$18,777	\$3,755	\$7,511	\$7,511
PST	54015	NIROJ CORPORATION	2019-0515-PST-E	DALLAS	1/21/2020	\$31,500	\$0	\$31,500	\$0
PST	56294	Ssia Group Inc	2018-0848-PST-E	BELL	1/21/2020	\$5,743	\$0	\$5,743	\$0
PST	57097	1203 Chestnut, Inc.	2018-1756-PST-E	BASTROP	1/21/2020	\$10,686	\$0	\$10,686	\$0

## Singles Programs

## Appendix 1: List of Administrative Orders Issued Monthly - FY2020

Date Range Selected : 9/1/2019 - 8/31/2020

PGM	Case No.	Respondent Name	Docket#	County	Order Date	Penalty Assessed	Penalty Deferred	Payable Amount	SEP Offset
PST	56932	Bve Enterprises Inc.	2018-1583-PST-E	SAN PATRICIO	1/21/2020	\$4,626	\$0	\$4,626	\$0
PST	57436	Pak Petroleum Marketing, Inc.	2019-0402-PST-E	WHARTON	1/21/2020	\$10,048	\$2,009	\$8,039	\$0
PST	56311	SHERA CORPORATION	2018-0932-PST-E	DALLAS	1/21/2020	\$9,804	\$0	\$9,804	\$0
PST	57811	SWIFTY MART, LLC	2019-0787-PST-E	TARRANT	1/28/2020	\$3,375	\$675	\$2,700	\$0
PST	57849	SHAH, SYED AMJAD ALI	2019-0837-PST-E	MONTGOMERY	1/28/2020	\$6,517	\$1,303	\$5,214	\$0
PST	57682	Midland Odessa Urban Transit District	2019-0663-PST-E	MIDLAND	1/28/2020	\$3,750	\$750	\$3,000	\$0
PST	57684	Takhar & Son, L.L.C.	2019-0671-PST-E	GRAYSON	1/28/2020	\$3,375	\$675	\$2,700	\$0
PST	58010	City of Fort Worth	2019-1015-PST-E	TARRANT	1/28/2020	\$3,750	\$750	\$3,000	\$0
PST	55853	SAA ENTERPRISES INC	2018-0432-PST-E	TARRANT	1/28/2020	\$4,200	\$0	\$4,200	\$0
PST	57648	Richland Fuel Interests, LLC	2019-0644-PST-E	DALLAS	1/28/2020	\$5,332	\$1,066	\$4,266	\$0
PST	58106	J & J CSTORE 3 LLC	2019-1145-PST-E	DALLAS	1/28/2020	\$4,488	\$897	\$3,591	\$0
PST	57941	NORTHWEST HIGHWAY VALERO LLC	2019-0937-PST-E	TARRANT	1/28/2020	\$3,375	\$675	\$2,700	\$0
PST	57874	Ticer Properties, LLC	2019-0855-PST-E	HALE	1/28/2020	\$6,250	\$1,250	\$5,000	\$0
PST	58000	HERNANDEZ, DUVELSA L	2019-1042-PST-E	NUECES	1/28/2020	\$852	\$170	\$682	\$0
PST	54769	Alsa Group, LLC	2017-1028-PST-E	EL PASO	1/28/2020	\$3,375	\$0	\$3,375	\$0
PST	57335	JOLLYVILLE CAR WASH	2019-0291-PST-E	TRAVIS	1/28/2020	\$2,503	\$500	\$2,003	\$0
PST	56851	Hugh Espy Howard Jr., Executor of the Estate of Hugh Espy Howard, Deceased	2018-1483-PST-E	PRESIDIO	2/3/2020	\$7,141	\$0	\$7,141	\$0
PST	57452	Texas Facilities Commission	2019-0413-PST-E	TRAVIS	2/3/2020	\$9,375	\$1,875	\$7,500	\$0
PST	55741	AMANSON ENTERPRISES LLC	2018-0259-PST-E	FAYETTE	2/3/2020	\$20,294	\$4,058	\$16,236	\$0
PST	55779	Superior Advantage GP, LLC	2018-0289-PST-E	VAL VERDE	2/3/2020	\$3,937	\$0	\$3,937	\$0
PST	57111	Ysleta I S D	2019-0035-PST-E	EL PASO	2/3/2020	\$13,538	\$2,707	\$0	\$10,831
PST	57268	Petrofuels Corporation	2019-0212-PST-E	JEFFERSON	2/3/2020	\$10,526	\$2,105	\$8,421	\$0
PST	58086	Spanky's Quick Stop, Inc.	2019-1109-PST-E	JIM WELLS	2/11/2020	\$3,750	\$750	\$3,000	\$0
PST	56170	Sunoco Property Company LLC	2018-0776-PST-E	HAYS	2/11/2020	\$5,750	\$1,150	\$4,600	\$0
PST	57130	EAST TEXAS CONVENIENCE, LLC	2019-0058-PST-E	CAMP	2/11/2020	\$4,800	\$0	\$4,800	\$0
PST	57153	City of Port Arthur	2019-0125-PST-E	JEFFERSON	2/11/2020	\$7,150	\$1,430	\$0	\$5,720
PST	58262	Norris-Brantley, Inc.	2019-1268-PST-E	GREGG	2/11/2020	\$3,375	\$675	\$2,700	\$0
PST	56952	Skipper Beverage Company, LLC	2018-1612-PST-E	DENTON	2/11/2020	\$3,563	\$0	\$3,563	\$0
PST	56556	City of La Feria	2018-1234-PST-E	CAMERON	2/14/2020	\$13,439	\$2,687	\$0	\$10,752
PST	57550	Positano Properties, LLC	2019-0537-PST-E	SHELBY	2/14/2020	\$10,989	\$2,197	\$8,792	\$0
PST	57397	IJKM INC.	2019-0336-PST-E	DALLAS	2/14/2020	\$27,050	\$5,410	\$21,640	\$0
PST	54296	GSA C-Stores, Inc.	2017-0782-PST-E	GALVESTON	2/14/2020	\$6,875	\$0	\$6,875	\$0
PST	57491	Gurudeo Corporation	2019-0444-PST-E	TARRANT	2/14/2020	\$12,401	\$2,480	\$9,921	\$0
PST	56279	Shady Shores Communities, LLC	2018-0916-PST-E	NUECES	2/14/2020	\$10,159	\$0	\$10,159	\$0
PST	55725	SIAL INVESTMENT INC	2018-0230-PST-E	MORRIS	2/14/2020	\$4,500	\$0	\$4,500	\$0
PST	56990	Margaret Ann Manchac	2018-1639-PST-E	ORANGE	2/14/2020	\$3,937	\$0	\$3,937	\$0
PST	52245	ZAHRA, BASSAM S	2018-1526-PST-E	DALLAS	2/14/2020	\$24,867	\$0	\$24,867	\$0
PST	57696	MOLINA'S COUNTRY STORE, INC.	2019-0668-PST-E	WEBB	2/14/2020	\$14,436	\$2,887	\$11,549	\$0
PST	56948	BHAYANI INVESTMENT, INC.	2018-1599-PST-E	MCLENNAN	2/14/2020	\$9,500	\$0	\$9,500	\$0
PST	55983	Alike Inc.	2018-0575-PST-E	DALLAS	2/14/2020	\$15,101	\$3,020	\$12,081	\$0
PST	57626	Texas Star Sky, Inc.	2019-0607-PST-E	BEXAR	2/25/2020	\$3,434	\$686	\$2,748	\$0
PST	58281	Mehat Enterprises, Incorporated	2019-1313-PST-E	BEXAR	2/25/2020	\$3,600	\$720	\$2,880	\$0
PST	56830	Rk Trail LLC	2018-1459-PST-E	TARRANT	2/25/2020	\$5,250	\$1,050	\$4,200	\$0

## Singles Programs

## Appendix 1: List of Administrative Orders Issued Monthly - FY2020

Date Range Selected : 9/1/2019 - 8/31/2020

PGM	Case No.	Respondent Name	Docket#	County	Order Date	Penalty Assessed	Penalty Deferred	Payable Amount	SEP Offset
PST	57175	THEDFORD, GUY MACK	2019-0142-PST-E	COMANCHE	2/25/2020	\$3,375	\$675	\$2,700	\$0
PST	56606	FELIX, ISMAEL	2018-1197-PST-E	MEDINA	2/25/2020	\$4,625	\$925	\$3,700	\$0
PST	58015	OZ MARKET INC	2019-1031-PST-E	VAN ZANDT	2/25/2020	\$3,839	\$767	\$3,072	\$0
PST	57238	DE LEON, RAYMUNDO	2019-0185-PST-E	HIDALGO	2/25/2020	\$3,123	\$624	\$2,499	\$0
PST	57663	KARMAN DHILLON INC	2019-0643-PST-E	DELTA	3/5/2020	\$10,525	\$2,105	\$8,420	\$0
PST	56635	Port Neches Fortune, LLC	2018-1215-PST-E	JEFFERSON	3/5/2020	\$21,199	\$0	\$21,199	\$0
PST	56251	MANJARI INC.	2018-0976-PST-E	PARKER	3/6/2020	\$18,025	\$0	\$18,025	\$0
PST	57636	Taft ISD	2019-0615-PST-E	SAN PATRICIO	3/6/2020	\$3,563	\$712	\$2,851	\$0
PST	57135	TEXAS GIANT KIM'S, INC.	2019-0063-PST-E	BOWIE	3/6/2020	\$7,624	\$1,524	\$6,100	\$0
PST	57033	Snz Investments, Inc.	2018-1736-PST-E	CALDWELL	3/6/2020	\$13,525	\$0	\$13,525	\$0
PST	56210	Texas Transeastern, Inc.	2018-0833-PST-E	HARRIS	3/6/2020	\$27,349	\$0	\$27,349	\$0
PST	56252	R & K LLC	2018-0796-PST-E	TARRANT	3/10/2020	\$9,124	\$0	\$9,124	\$0
PST	54649	BIN ENTERPRISES INC	2017-1007-PST-E	HARRIS	3/17/2020	\$5,250	\$0	\$5,250	\$0
PST	57296	SAAD & SIDRA, LLC	2019-0243-PST-E	SMITH	3/24/2020	\$3,833	\$766	\$3,067	\$0
PST	58351	PENTA OPERATING, LLC	2019-1382-PST-E	MIDLAND	3/24/2020	\$1,505	\$301	\$1,204	\$0
PST	57623	Lone Star Ranch Stores, LLC	2019-0616-PST-E	DALLAS	3/24/2020	\$4,875	\$975	\$3,900	\$0
PST	56718	RZ TRADERS INC	2018-1311-PST-E	COLLIN	3/24/2020	\$4,500	\$0	\$4,500	\$0
PST	57494	J & T Transport, Inc.	2019-0466-PST-E	EL PASO	3/24/2020	\$2,515	\$503	\$2,012	\$0
PST	57261	Amn Business Group Inc.	2019-0213-PST-E	KAUFMAN	3/24/2020	\$4,718	\$943	\$3,775	\$0
PST	57171	S & Y Inc.	2019-0099-PST-E	TARRANT	3/24/2020	\$6,250	\$1,250	\$5,000	\$0
PST	56735	Texas New Horizon, Inc.	2018-1370-PST-E	HARRIS	4/2/2020	\$18,775	\$0	\$18,775	\$0
PST	57597	Combine Retail, LLC	2019-0573-PST-E	JEFFERSON	4/2/2020	\$13,178	\$2,635	\$10,543	\$0
PST	56623	Bucksaver, LLC	2018-1241-PST-E	JEFFERSON	4/2/2020	\$18,775	\$0	\$18,775	\$0
PST	57500	Sunoco, LLC	2019-0472-PST-E	NACOGDOCHES	4/2/2020	\$30,811	\$6,162	\$24,649	\$0
PST	57311	GRESHAM USA LLC	2019-0259-PST-E	SMITH	4/7/2020	\$4,062	\$812	\$3,250	\$0
PST	58257	MEMORIAL HEALTH SYSTEM OF EAST TEXAS	2019-1269-PST-E	POLK	4/7/2020	\$2,438	\$487	\$1,951	\$0
PST	58003	S. A. Thompson Marketing, Inc.	2019-1041-PST-E	CHEROKEE	4/7/2020	\$2,620	\$524	\$2,096	\$0
PST	57431	NEIGHBORLY, LLC	2019-0395-PST-E	JEFFERSON	4/7/2020	\$5,434	\$1,086	\$4,348	\$0
PST	57956	RYAN BUSINESS, INC.	2019-0947-PST-E	TRAVIS	4/7/2020	\$3,000	\$600	\$2,400	\$0
PST	58248	NEW CORNER BUSINESS LLC	2019-1285-PST-E	BEXAR	4/7/2020	\$3,403	\$680	\$2,723	\$0
PST	52502	S & S B ENTERPRISES INC.	2019-0544-PST-E	BEXAR	4/13/2020	\$45,000	\$34,950	\$10,050	\$0
PST	57066	A-2 CONVENIENCE LLC	2019-0030-PST-E	WILSON	4/13/2020	\$18,142	\$0	\$18,142	\$0
PST	57619	Kwik Chek Food Stores, Inc.	2019-0631-PST-E	HUNT	4/13/2020	\$48,878	\$9,775	\$39,103	\$0
PST	57356	PERVEN, LLC	2019-0308-PST-E	JEFFERSON	4/13/2020	\$9,141	\$1,828	\$7,313	\$0
PST	57010	Murphy Oil USA, Inc.	2018-1667-PST-E	TOM GREEN	4/13/2020	\$17,626	\$3,524	\$14,102	\$0
PST	57307	M J H Star Enterprises, Inc.	2019-0258-PST-E	HARRIS	4/13/2020	\$4,725	\$0	\$4,725	\$0
PST	57098	AllDoc's, Inc.	2019-0208-PST-E	HARRISON	4/21/2020	\$4,800	\$0	\$4,800	\$0
PST	56898	REWARI INVESTMENTS INC	2018-1536-PST-E	TARRANT	4/21/2020	\$4,855	\$0	\$4,855	\$0
PST	56398	CHAHAL R&R, INC	2018-0970-PST-E	BRAZORIA	4/21/2020	\$3,375	\$0	\$3,375	\$0
PST	53154	SAI SUMU INC	2019-0380-PST-E	TARRANT	4/27/2020	\$40,500	\$0	\$40,500	\$0
PST	57503	SINGH, RUPINDERJIT	2019-0486-PST-E	HOPKINS	4/27/2020	\$4,500	\$0	\$4,500	\$0
PST	56670	C.M.T. ENTERPRISES, LLC	2018-1255-PST-E	EL PASO	4/27/2020	\$19,720	\$1,827	\$17,893	\$0
PST	55583	Fatima Ali LLC	2018-0092-PST-E	SMITH	4/27/2020	\$5,394	\$0	\$5,394	\$0

## Singles Programs

## Appendix 1: List of Administrative Orders Issued Monthly - FY2020

Date Range Selected : 9/1/2019 - 8/31/2020

PGM	Case No.	Respondent Name	Docket#	County	Order Date	Penalty Assessed	Penalty Deferred	Payable Amount	SEP Offset
PST	57808	Key Performance Petroleum Company	2019-0819-PST-E	GRIMES	4/28/2020	\$3,021	\$604	\$2,417	\$0
PST	57739	Rubi & Sons Store Inc	2019-0717-PST-E	VAN ZANDT	4/28/2020	\$2,813	\$562	\$2,251	\$0
PST	58104	Mitienda Incorporated	2019-1130-PST-E	TRAVIS	4/28/2020	\$2,438	\$487	\$1,951	\$0
PST	58048	PETRO-Q CORP	2019-1063-PST-E	DALLAS	4/28/2020	\$3,000	\$600	\$2,400	\$0
PST	57961	LW FOOD MART LLC	2019-0948-PST-E	DALLAS	5/5/2020	\$7,500	\$1,500	\$6,000	\$0
PST	58183	Loyola Groceries Inc.	2019-1191-PST-E	TRAVIS	5/5/2020	\$4,500	\$900	\$3,600	\$0
PST	58384	SONG, JONG	2019-1407-PST-E	HARRIS	5/5/2020	\$3,375	\$675	\$2,700	\$0
PST	57873	S & R Business, Inc.	2019-0854-PST-E	GALVESTON	5/5/2020	\$3,375	\$675	\$2,700	\$0
PST	57923	United Parcel Service, Inc.	2019-0938-PST-E	TARRANT	5/5/2020	\$3,000	\$600	\$2,400	\$0
PST	57646	SINGH, SURJIT	2019-0628-PST-E	GRAYSON	5/5/2020	\$4,875	\$975	\$3,900	\$0
PST	58014	N & M GROUP LLC	2019-1032-PST-E	JOHNSON	5/5/2020	\$3,750	\$750	\$3,000	\$0
PST	58201	Tss Business, Inc.	2019-1232-PST-E	HIDALGO	5/5/2020	\$3,873	\$774	\$3,099	\$0
PST	57108	MENA, NELSON	2019-0029-PST-E	BEXAR	5/12/2020	\$1,352	\$0	\$1,352	\$0
PST	56672	MA FOOD MART, INC.	2018-1570-PST-E	TARRANT	5/12/2020	\$4,687	\$0	\$4,687	\$0
PST	57579	KD GILL LLC	2019-0554-PST-E	CONCHO	5/12/2020	\$8,154	\$1,630	\$6,524	\$0
PST	57461	Ana Holdings, Inc.	2019-0434-PST-E	HENDERSON	5/19/2020	\$4,414	\$882	\$3,532	\$0
PST	57327	BRANCH GROCERY INC	2019-0416-PST-E	COLLIN	5/19/2020	\$3,987	\$797	\$3,190	\$0
PST	58185	Danny Foix' #3, LLC	2019-1192-PST-E	WICHITA	5/19/2020	\$2,460	\$492	\$1,968	\$0
PST	58213	NRN BUSINESS, LLC	2019-1215-PST-E	FORT BEND	5/19/2020	\$5,250	\$1,050	\$4,200	\$0
PST	57627	PATIYA INC	2019-0606-PST-E	RED RIVER	5/19/2020	\$3,609	\$721	\$2,888	\$0
PST	58049	Ashita & Ashish #1, LLC	2019-1066-PST-E	BEXAR	5/19/2020	\$3,375	\$675	\$2,700	\$0
PST	58234	Tornado Bus Company	2019-1246-PST-E	BEXAR	5/19/2020	\$3,828	\$765	\$3,063	\$0
PST	57761	Hanza LLC	2019-0736-PST-E	SMITH	5/19/2020	\$7,500	\$1,500	\$6,000	\$0
PST	58194	SHREE SUDHAYA INC	2019-1214-PST-E	DALLAS	5/19/2020	\$4,500	\$900	\$3,600	\$0
PST	57903	Golay LLC	2019-0921-PST-E	GREGG	5/19/2020	\$4,668	\$933	\$3,735	\$0
PST	58274	SRASS INVESTMENTS INC	2019-1281-PST-E	BEXAR	5/19/2020	\$3,375	\$675	\$2,700	\$0
PST	58439	American First National Bank	2019-1469-PST-E	SHELBY	5/19/2020	\$3,937	\$787	\$3,150	\$0
PST	57324	Rsn Investments Inc	2019-0281-PST-E	BRAZOS	5/25/2020	\$12,703	\$7,653	\$5,050	\$0
PST	55890	JOHNSON, MICHAEL	2018-0464-PST-E	JIM HOGG	5/25/2020	\$13,180	\$13,180	\$0	\$0
PST	57362	Roma Independent School District	2019-0320-PST-E	STARR	5/25/2020	\$8,251	\$1,650	\$6,601	\$0
PST	57361	Murphy Oil USA, Inc.	2019-0348-PST-E	HUNT	5/25/2020	\$38,725	\$7,745	\$30,980	\$0
PST	57660	City of Hurst	2019-0642-PST-E	TARRANT	5/25/2020	\$14,625	\$2,925	\$11,700	\$0
PST	56833	Sanm Inc.	2018-1668-PST-E	DENTON	5/25/2020	\$21,478	\$17,878	\$3,600	\$0
PST	54890	WEST PARK BUSINESS INC	2017-1151-PST-E	JEFFERSON	5/25/2020	\$20,731	\$4,927	\$15,804	\$0
PST	58192	KPH-Consolidation, Inc.	2019-1203-PST-E	HARRIS	6/2/2020	\$2,546	\$509	\$2,037	\$0
PST	58345	S K R BUSINESS LLC	2019-1367-PST-E	JOHNSON	6/2/2020	\$4,188	\$837	\$3,351	\$0
PST	57713	CWP Asset Corp.	2019-0700-PST-E	FORT BEND	6/2/2020	\$3,976	\$795	\$3,181	\$0
PST	57754	KMBR Management, Inc	2019-0734-PST-E	NUECES	6/2/2020	\$4,623	\$924	\$3,699	\$0
PST	58181	Federal Bureau of Prisons	2019-1196-PST-E	JEFFERSON	6/2/2020	\$3,938	\$787	\$3,151	\$0
PST	57855	7 GEMS ENTERPRISE INC	2019-0835-PST-E	MONTGOMERY	6/2/2020	\$6,892	\$1,378	\$5,514	\$0
PST	58330	CHOI, CHONG MIN	2019-1344-PST-E	HARRIS	6/2/2020	\$3,375	\$675	\$2,700	\$0
PST	58780	LYONS GROCERY STORE INC	2020-0045-PST-E	HARRIS	6/2/2020	\$1,789	\$357	\$1,432	\$0
PST	58085	Sophia Group, LLC.	2019-1111-PST-E	TARRANT	6/2/2020	\$4,500	\$900	\$3,600	\$0

## Singles Programs

## Appendix 1: List of Administrative Orders Issued Monthly - FY2020

Date Range Selected : 9/1/2019 - 8/31/2020

PGM	Case No.	Respondent Name	Docket#	County	Order Date	Penalty Assessed	Penalty Deferred	Payable Amount	SEP Offset
PST	58457	Gpm Southeast, LLC	2019-1497-PST-E	PANOLA	6/2/2020	\$2,813	\$562	\$2,251	\$0
PST	58191	STAHR, RYAN	2019-1197-PST-E	LLANO	6/2/2020	\$4,858	\$971	\$3,887	\$0
PST	58197	W & L Campbell, Inc	2019-1317-PST-E	FLOYD	6/16/2020	\$2,000	\$400	\$1,600	\$0
PST	58302	East Mount Business, LLC	2019-1318-PST-E	HARRIS	6/16/2020	\$200	\$40	\$160	\$0
PST	57325	City of Roma	2019-0335-PST-E	STARR	6/16/2020	\$16,500	\$3,300	\$13,200	\$0
PST	58254	Cal's Convenience, Inc.	2019-1283-PST-E	CROCKETT	6/16/2020	\$20,581	\$4,116	\$16,465	\$0
PST	57862	Idris Investments, Inc.	2019-0844-PST-E	TARRANT	6/16/2020	\$5,650	\$0	\$5,650	\$0
PST	58376	ROUND MOUNTAIN EXPRESS INC.	2019-1391-PST-E	BLANCO	6/16/2020	\$16,125	\$3,225	\$12,900	\$0
PST	56681	SAI JBA INC	2018-1272-PST-E	TARRANT	6/16/2020	\$10,751	\$0	\$10,751	\$0
PST	58348	Tridder Industrial LLC	2019-1414-PST-E	YOAKUM	6/16/2020	\$1,813	\$362	\$1,451	\$0
PST	57865	Marsons HV Store, LLC	2019-0843-PST-E	WALKER	6/16/2020	\$6,750	\$0	\$6,750	\$0
PST	54305	Narayanswarup, Inc.	2017-0549-PST-E	BRAZORIA	6/16/2020	\$9,688	\$1,937	\$7,751	\$0
PST	57075	PHAM, MO	2018-1734-PST-E	POTTER	6/16/2020	\$7,699	\$4,099	\$3,600	\$0
PST	56896	Braman Ranches LLC	2018-1537-PST-E	REFUGIO	6/16/2020	\$7,950	\$1,590	\$6,360	\$0
PST	57456	Quiktrip Corporation	2019-0423-PST-E	BEXAR	6/16/2020	\$8,250	\$1,650	\$6,600	\$0
PST	58834	Lindell Enterprises, Inc.	2020-0126-PST-E	WILLIAMSON	6/16/2020	\$2,438	\$487	\$1,951	\$0
PST	57368	D.N.D. Corporation	2019-0315-PST-E	TARRANT	6/16/2020	\$34,243	\$6,848	\$27,395	\$0
PST	58699	Avenue Texaco Distributor, Inc.	2019-1786-PST-E	ELLIS	6/30/2020	\$2,525	\$505	\$2,020	\$0
PST	58622	Tri-Con, Inc.	2019-1713-PST-E	JEFFERSON	6/30/2020	\$6,900	\$1,380	\$5,520	\$0
PST	58347	Gallier Enterprises, Inc. *	2019-1412-PST-E	WEBB	6/30/2020	\$5,988	\$1,197	\$4,791	\$0
PST	58125	ZURIYA BUSINESS LLC	2019-1143-PST-E	GREGG	6/30/2020	\$5,940	\$1,188	\$4,752	\$0
PST	58647	WHITESTONE BUSINESS, INC.	2019-1682-PST-E	WILLIAMSON	6/30/2020	\$6,750	\$1,350	\$5,400	\$0
PST	58103	Muehlstein Investments, Inc.	2019-1131-PST-E	BEXAR	6/30/2020	\$4,108	\$821	\$3,287	\$0
PST	58037	SANR, Inc.	2019-1052-PST-E	JEFFERSON	7/6/2020	\$9,625	\$1,925	\$7,700	\$0
PST	57744	SUNWEST GROCERY, LLC	2019-0722-PST-E	JOHNSON	7/6/2020	\$10,526	\$2,105	\$8,421	\$0
PST	57134	AA & R Business Investments Inc	2019-0064-PST-E	TARRANT	7/6/2020	\$4,800	\$0	\$4,800	\$0
PST	55740	Bandera Shell LLC	2018-0246-PST-E	BEXAR	7/6/2020	\$11,374	\$0	\$11,374	\$0
PST	58313	Calles Enterprises, Inc.	2019-1314-PST-E	BEXAR	7/14/2020	\$3,375	\$675	\$2,700	\$0
PST	58823	Triangle Rotating Equipment Specialist, Inc.	2020-0127-PST-E	ORANGE	7/14/2020	\$4,762	\$952	\$3,810	\$0
PST	57538	Pecos County State Bank	2019-0514-PST-E	CULBERSON	7/14/2020	\$5,900	\$1,180	\$4,720	\$0
PST	58578	SanBock, LLC	2019-1627-PST-E	ELLIS	7/20/2020	\$10,563	\$2,112	\$8,451	\$0
PST	52978	NIROJ CORPORATION	2018-1581-PST-E	TARRANT	7/20/2020	\$31,500	\$0	\$31,500	\$0
PST	56781	RACE TRIP, LLC	2018-1387-PST-E	PARKER	7/20/2020	\$10,030	\$0	\$10,030	\$0
PST	58247	Longhorn Horizon, Inc.	2019-1284-PST-E	JOHNSON	7/20/2020	\$7,648	\$1,529	\$6,119	\$0
PST	57358	United Parcel Service, Inc.	2019-0368-PST-E	TARRANT	7/20/2020	\$34,552	\$0	\$17,276	\$17,276
PST	57917	BAHRAMI ENTERPRISES L-L-C	2019-1016-PST-E	ELLIS	8/4/2020	\$12,538	\$2,507	\$10,031	\$0
PST	58012	MAJID, ABDULHAI	2019-1014-PST-E	VAN ZANDT	8/4/2020	\$6,617	\$1,323	\$5,294	\$0
PST	58167	SR-Krupa, Inc.	2019-1230-PST-E	LUBBOCK	8/4/2020	\$3,563	\$712	\$2,851	\$0
PST	58596	Hampton Commercial, Inc	2019-1651-PST-E	DALLAS	8/4/2020	\$13,500	\$2,700	\$10,800	\$0
PST	56290	AHRS Enterprises, Inc.	2018-0844-PST-E	SMITH	8/4/2020	\$7,442	\$232	\$7,210	\$0
PST	55717	Circle K Stores Inc.	2018-0227-PST-E	WILLIAMSON	8/4/2020	\$48,302	\$0	\$48,302	\$0
PST	52772	CLIFTON FOOD MART, L.L.C.	2019-0361-PST-E	BOSQUE	8/4/2020	\$31,500	\$0	\$31,500	\$0
PST	58890	Galveston County	2020-0200-PST-E	GALVESTON	8/4/2020	\$5,512	\$1,102	\$4,410	\$0

Singles Programs

Appendix 1: List of Administrative Orders Issued Monthly - FY2020

Date Range Selected : 9/1/2019 - 8/31/2020

PGM	Case No.	Respondent Name	Docket#	County	Order Date	Penalty Assessed	Penalty Deferred	Payable Amount	SEP Offset
PST	55142	P&U KING CORPORATION	2017-1650-PST-E	COOKE	8/4/2020	\$4,946	\$0	\$4,946	\$0
PST	56253	SMITH, BRIAN	2018-0843-PST-E	ORANGE	8/16/2020	\$15,187	\$0	\$15,187	\$0
PST	57757	HASSAN, KHALED	2019-0744-PST-E	SMITH	8/16/2020	\$4,921	\$0	\$4,921	\$0
PST	56984	GREENVILLE USA INVESTMENTS INC	2018-1634-PST-E	HUNT	8/16/2020	\$5,124	\$0	\$5,124	\$0
PST	56488	J.P. GAS & MEGAMART, INC.	2018-1071-PST-E	CHAMBERS	8/16/2020	\$18,924	\$0	\$18,924	\$0
PST	57271	NA GROUP LLC	2019-0230-PST-E	DENTON	8/16/2020	\$9,212	\$1,842	\$7,370	\$0
PST	53157	EANES, JIM	2019-0769-PST-E	MILAM	8/16/2020	\$42,750	\$0	\$42,750	\$0
PST	57984	THE ORIGINAL GRANT, INC.	2019-0993-PST-E	HARRIS	8/18/2020	\$3,874	\$0	\$3,874	\$0
PST	57939	Dilshad Stores, Inc.	2019-0930-PST-E	BRAZORIA	8/18/2020	\$7,389	\$1,477	\$5,912	\$0
PST	58139	Tri-Star Galveston, Inc.	2019-1157-PST-E	GALVESTON	8/18/2020	\$3,751	\$750	\$3,001	\$0
PST	58989	Lehigh Gas Wholesale Services, Inc.	2020-0316-PST-E	TRAVIS	8/18/2020	\$6,750	\$1,350	\$5,400	\$0
PST	58377	ARSH FOODSTORE, INC.	2019-1454-PST-E	HARRIS	8/18/2020	\$6,841	\$1,368	\$5,473	\$0
PST	58592	Kohinoor Business, Inc.	2019-1646-PST-E	WILLIAMSON	8/18/2020	\$7,489	\$1,497	\$5,992	\$0
PST	56491	Jls Consulting LLC	2018-1079-PST-E	TAYLOR	8/27/2020	\$1,312	\$0	\$1,312	\$0
PST	57114	Thind Holdings LLC	2019-0049-PST-E	POLK	8/27/2020	\$9,187	\$0	\$9,187	\$0
PST	56857	SADAF GLOBAL CORPORATION	2018-1493-PST-E	WHARTON	8/27/2020	\$5,250	\$0	\$5,250	\$0
PST	57720	WESTROAD BUSINESS, INC.	2019-0712-PST-E	HARRIS	8/27/2020	\$14,439	\$2,887	\$11,552	\$0
PST	58409	H2 Transport, LLC	2019-1446-PST-E	NOLAN	8/27/2020	\$17,834	\$3,566	\$14,268	\$0
<b>Subtotal for PST : 345</b>						<b>\$2,979,766</b>	<b>\$480,653</b>	<b>\$2,433,971</b>	<b>\$65,142</b>
PWS	57050	City of Los Fresnos	2018-1712-PWS-E	CAMERON	9/10/2019	\$1,775	\$355	\$1,420	\$0
PWS	56937	City of Premont	2018-1600-PWS-E	JIM WELLS	9/10/2019	\$493	\$98	\$395	\$0
PWS	56993	Callahan County Water Supply Corporation	2018-1644-PWS-E	CALLAHAN	9/10/2019	\$72	\$14	\$58	\$0
PWS	57157	S.L.C. Water Supply Corporation	2019-0081-PWS-E	LIMESTONE	9/10/2019	\$140	\$28	\$112	\$0
PWS	56077	NIRMAL THIND	2018-0596-PWS-E	LIBERTY	9/10/2019	\$378	\$75	\$303	\$0
PWS	57099	Nadija Sulyukmanov	2018-1761-PWS-E	HARRIS	9/10/2019	\$1,000	\$200	\$800	\$0
PWS	56596	Property Owners' Association Of Terlingua Ranch, Inc.	2018-1187-PWS-E	BREWSTER	9/10/2019	\$210	\$42	\$168	\$0
PWS	56916	City of LaDonia	2018-1551-PWS-E	FANNIN	9/10/2019	\$240	\$48	\$192	\$0
PWS	57011	City Of Eden	2018-1671-PWS-E	CONCHO	9/10/2019	\$465	\$93	\$372	\$0
PWS	56780	Shady Grove No. 2 Water Supply Corporation	2018-1402-PWS-E	HOPKINS	9/10/2019	\$225	\$45	\$180	\$0
PWS	56928	Matthew Road Water Supply Corporation	2018-1566-PWS-E	DALLAS	9/10/2019	\$412	\$82	\$330	\$0
PWS	56869	TX Energy Services, LLC	2018-1508-PWS-E	REAGAN	9/10/2019	\$595	\$119	\$476	\$0
PWS	56899	TRUAX, MERRI *	2018-1532-PWS-E	VICTORIA	9/10/2019	\$550	\$110	\$440	\$0
PWS	56512	Simply Aquatics, Inc.	2018-1096-PWS-E	SAN AUGUSTINE	9/16/2019	\$157	\$0	\$157	\$0
PWS	56180	5510 Acorn, L.L.C.	2018-0820-PWS-E	HARRIS	9/17/2019	\$150	\$0	\$150	\$0
PWS	57030	Aqua Utilities, Inc.	2018-1692-PWS-E	HARRIS	9/24/2019	\$861	\$172	\$689	\$0
PWS	56632	Shore-Tech, Inc.	2018-1216-PWS-E	GALVESTON	9/24/2019	\$808	\$161	\$647	\$0
PWS	56882	San Patricio County Mud 1	2018-1518-PWS-E	SAN PATRICIO	9/24/2019	\$144	\$28	\$116	\$0
PWS	56616	Aqua Utilities, Inc.	2018-1547-PWS-E	KENDALL	9/24/2019	\$135	\$27	\$108	\$0
PWS	56914	Woodlake Jossierand WSC	2018-1552-PWS-E	*MULTIPLE	9/24/2019	\$535	\$107	\$428	\$0
PWS	56994	Westpark Properties, LLC	2018-1645-PWS-E	PARKER	9/24/2019	\$676	\$135	\$541	\$0
PWS	57016	Texas Department of Criminal Justice	2018-1676-PWS-E	ANDERSON	9/24/2019	\$190	\$38	\$0	\$152
PWS	56743	Equistar Chemicals, LP	2018-1429-PWS-E	NUECES	9/24/2019	\$231	\$46	\$185	\$0
PWS	57051	Corix Utilities (Texas) Inc.	2018-1715-PWS-E	WASHINGTON	9/24/2019	\$536	\$107	\$429	\$0

## Singles Programs

## Appendix 1: List of Administrative Orders Issued Monthly - FY2020

Date Range Selected : 9/1/2019 - 8/31/2020

PGM	Case No.	Respondent Name	Docket#	County	Order Date	Penalty Assessed	Penalty Deferred	Payable Amount	SEP Offset
PWS	56446	Wood Acres Properties LLC.	2018-1031-PWS-E	MONTGOMERY	9/24/2019	\$749	\$149	\$600	\$0
PWS	56454	CENTER POINT SUPPLY, INC.	2018-1051-PWS-E	BANDERA	9/24/2019	\$575	\$114	\$461	\$0
PWS	57065	Aqua Utilities, Inc.	2018-1732-PWS-E	HARRIS	9/24/2019	\$748	\$149	\$599	\$0
PWS	56576	City of Douglassville	2018-1156-PWS-E	CASS	9/24/2019	\$325	\$65	\$260	\$0
PWS	54198	Eagle Mountain Real Estate Investments, Inc.	2017-0431-PWS-E	TARRANT	10/1/2019	\$550	\$0	\$550	\$0
PWS	56564	Strip Property Land and Water, LLC	2018-1154-PWS-E	LUBBOCK	10/1/2019	\$694	\$504	\$190	\$0
PWS	56862	C.V.W.S., Inc.	2018-1492-PWS-E	HARRISON	10/1/2019	\$296	\$0	\$296	\$0
PWS	56195	HARWELL, KAREN L	2018-0734-PWS-E	HARRISON	10/1/2019	\$1,181	\$0	\$1,181	\$0
PWS	49726	MAUKA WATER LTD	2017-1658-PWS-E	JOHNSON	10/1/2019	\$17,544	\$0	\$17,544	\$0
PWS	54819	Canyon Ridge Investment Company	2017-1105-PWS-E	RANDALL	10/1/2019	\$838	\$0	\$838	\$0
PWS	56974	Dale W. Haggard	2018-1628-PWS-E	CASS	10/8/2019	\$170	\$0	\$170	\$0
PWS	57338	Utilities Investment Company, Inc.	2019-0293-PWS-E	WALKER	10/8/2019	\$333	\$66	\$267	\$0
PWS	57736	Spirit Ts Fredericksburg Tx, LLC	2019-0730-PWS-E	GILLESPIE	10/8/2019	\$138	\$27	\$111	\$0
PWS	57343	Forest Water Supply Corporation	2019-0294-PWS-E	CHEROKEE	10/8/2019	\$752	\$150	\$602	\$0
PWS	57392	Crystal Clear Water, Inc.	2019-0362-PWS-E	BOSQUE	10/8/2019	\$52	\$10	\$42	\$0
PWS	57262	City of Splendor	2019-0203-PWS-E	MONTGOMERY	10/8/2019	\$113	\$22	\$91	\$0
PWS	57282	Lyons Water Supply Corporation	2019-0227-PWS-E	BURLESON	10/8/2019	\$172	\$34	\$138	\$0
PWS	57113	Treasure Island Municipal Utility District	2019-0037-PWS-E	BRAZORIA	10/8/2019	\$112	\$22	\$90	\$0
PWS	57270	Pure Utilities, L.C.	2019-0240-PWS-E	POLK	10/8/2019	\$102	\$20	\$82	\$0
PWS	56847	ROSSELL, MARSHA *	2018-1479-PWS-E	LIMESTONE	10/8/2019	\$2,011	\$402	\$1,609	\$0
PWS	56980	Fort Elliott Consolidated Independent School District	2018-1630-PWS-E	WHEELER	10/8/2019	\$275	\$55	\$220	\$0
PWS	57273	Sralla MHP, LP	2019-0226-PWS-E	HARRIS	10/8/2019	\$584	\$116	\$468	\$0
PWS	56945	Simply Aquatics, Inc.	2018-1595-PWS-E	SAN AUGUSTINE	10/8/2019	\$198	\$39	\$159	\$0
PWS	56383	GYPSY RIVER LLC	2018-0952-PWS-E	COMAL	10/8/2019	\$427	\$85	\$342	\$0
PWS	56639	Heritage Ministries	2018-1229-PWS-E	MCLENNAN	10/21/2019	\$211	\$0	\$211	\$0
PWS	56355	Dave's Roofing, Siding And Metal Buildings, LLC	2018-0912-PWS-E	LUBBOCK	10/21/2019	\$865	\$540	\$325	\$0
PWS	50614	Ranger Utility Company	2017-0083-PWS-E	HARRIS	10/21/2019	\$2,776	\$0	\$2,776	\$0
PWS	56293	ZAMBRANA, MIRIAM *	2018-0847-PWS-E	ECTOR	10/21/2019	\$1,334	\$348	\$986	\$0
PWS	47884	Rochelle Water Supply Corporation	2018-1376-PWS-E	MCCULLOCH	10/21/2019	\$1,503	\$0	\$1,503	\$0
PWS	56333	DEYMA DAVILA	2018-0937-PWS-E	ANDREWS	10/21/2019	\$889	\$0	\$889	\$0
PWS	57426	City of Rio Hondo	2019-0389-PWS-E	CAMERON	10/22/2019	\$1,280	\$256	\$1,024	\$0
PWS	57363	GRAY, SCOTT W	2019-0312-PWS-E	ORANGE	10/22/2019	\$1,529	\$305	\$1,224	\$0
PWS	57186	Aqua Utilities, Inc.	2019-0116-PWS-E	*MULTIPLE	10/22/2019	\$157	\$31	\$126	\$0
PWS	56875	Aqua Utilities, Inc.	2018-1519-PWS-E	GILLESPIE	10/22/2019	\$150	\$30	\$120	\$0
PWS	57603	Gallagher Acquisitions, LLC	2019-0585-PWS-E	TARRANT	10/22/2019	\$153	\$30	\$123	\$0
PWS	57234	City of Jayton	2019-0177-PWS-E	KENT	10/22/2019	\$485	\$97	\$388	\$0
PWS	57133	City of Tatum	2019-0066-PWS-E	RUSK	10/22/2019	\$302	\$60	\$242	\$0
PWS	57249	Kingsbridge Municipal Utility District	2019-0193-PWS-E	FORT BEND	10/22/2019	\$1,098	\$219	\$879	\$0
PWS	57540	MILAGRO INTERESTS, INC.	2019-0511-PWS-E	HARRIS	10/22/2019	\$500	\$100	\$400	\$0
PWS	57217	Fort Bend County Municipal Utility District No. 134A	2019-0160-PWS-E	FORT BEND	10/22/2019	\$810	\$162	\$648	\$0
PWS	57376	City of Danbury	2019-0328-PWS-E	BRAZORIA	10/22/2019	\$120	\$24	\$96	\$0
PWS	51738	City of LaDonia	2018-1207-PWS-E	FANNIN	10/25/2019	\$12,443	\$0	\$12,443	\$0
PWS	57116	Lazbuddie ISD	2019-0047-PWS-E	PARMER	10/25/2019	\$862	\$0	\$862	\$0



## Singles Programs

## Appendix 1: List of Administrative Orders Issued Monthly - FY2020

Date Range Selected : 9/1/2019 - 8/31/2020

PGM	Case No.	Respondent Name	Docket#	County	Order Date	Penalty Assessed	Penalty Deferred	Payable Amount	SEP Offset
PWS	56319	Robert Thomas Azzarello	2018-0877-PWS-E	BRAZORIA	10/25/2019	\$1,094	\$0	\$1,094	\$0
PWS	57230	Baybrook Municipal Utility District 1	2019-0171-PWS-E	HARRIS	10/25/2019	\$405	\$0	\$405	\$0
PWS	56482	Jp80 Rv, LLC	2018-1066-PWS-E	GONZALES	10/25/2019	\$350	\$0	\$350	\$0
PWS	54891	DEYMA DAVILA	2017-1160-PWS-E	ANDREWS	10/25/2019	\$720	\$225	\$495	\$0
PWS	57477	The Bitter Creek WSC	2019-0424-PWS-E	NOLAN	11/5/2019	\$291	\$58	\$233	\$0
PWS	57284	Pleak Real Property, Inc.	2019-0298-PWS-E	FORT BEND	11/5/2019	\$125	\$25	\$100	\$0
PWS	55106	Grand Harbor Water Supply Corporation	2017-1386-MLM-E	WISE	11/5/2019	\$3,077	\$615	\$2,462	\$0
PWS	56988	City Of San Angelo	2018-1642-PWS-E	TOM GREEN	11/5/2019	\$342	\$68	\$274	\$0
PWS	55409	LOURDES MOSS *	2017-1692-PWS-E	WISE	11/5/2019	\$300	\$0	\$300	\$0
PWS	57375	Frankston Rural Water Supply Corporation	2019-0329-PWS-E	ANDERSON	11/5/2019	\$130	\$26	\$104	\$0
PWS	58034	BAUTISTA, FROYLAN	2019-1056-WOC-E	ANGELINA	11/5/2019	\$175	\$0	\$175	\$0
PWS	58035	BEAN, TIMOTHY J	2019-1057-WOC-E	ANGELINA	11/5/2019	\$175	\$0	\$175	\$0
PWS	56487	Aqua Utilities, Inc.	2018-1069-PWS-E	JOHNSON	11/5/2019	\$600	\$0	\$600	\$0
PWS	57569	E. S. Water Utility Consolidators Inc.	2019-0547-PWS-E	MONTGOMERY	11/5/2019	\$150	\$30	\$120	\$0
PWS	57679	Brushy Creek WSC	2019-0664-PWS-E	ANDERSON	11/5/2019	\$720	\$144	\$576	\$0
PWS	57144	Valeska's, Inc.	2019-0069-PWS-E	GILLESPIE	11/5/2019	\$2,656	\$531	\$2,125	\$0
PWS	57283	Aqua Utilities, Inc.	2019-0241-PWS-E	BRAZORIA	11/5/2019	\$1,270	\$254	\$1,016	\$0
PWS	57052	Bear Springs Trails Water Supply Corporation, Inc.	2018-1716-PWS-E	BANDERA	11/5/2019	\$350	\$70	\$280	\$0
PWS	57467	Monarch Utilities I L.P.	2019-0429-PWS-E	MARION	11/5/2019	\$600	\$120	\$480	\$0
PWS	56441	SANJUAN, ESMERALDA	2018-1025-PWS-E	HARRIS	11/5/2019	\$205	\$41	\$164	\$0
PWS	57258	KAUFMANN, SHERRY	2019-0207-PWS-E	HUNT	11/5/2019	\$1,030	\$206	\$824	\$0
PWS	57602	Southwest Harris County MUD 1	2019-0586-PWS-E	HARRIS	11/5/2019	\$600	\$120	\$480	\$0
PWS	56867	MOHAMMAD SULTAN	2018-1502-PWS-E	ORANGE	11/18/2019	\$710	\$0	\$710	\$0
PWS	57193	Nogalus Centralia Wsc	2019-0126-PWS-E	TRINITY	11/18/2019	\$420	\$0	\$420	\$0
PWS	57129	CEDAR BAYOU CHURCH OF CHRIST, INC.	2019-0059-PWS-E	HARRIS	11/18/2019	\$500	\$0	\$500	\$0
PWS	55847	Terrell County WCID 1	2018-0398-PWS-E	TERRELL	11/22/2019	\$450	\$0	\$450	\$0
PWS	57590	Walter J. Carroll Water Company, Inc.	2019-0595-MLM-E	ELLIS	11/22/2019	\$2,933	\$0	\$2,933	\$0
PWS	53879	WATTS, CHARLES M	2017-0103-PWS-E	MARION	11/22/2019	\$1,949	\$0	\$1,949	\$0
PWS	57321	Rambling Vines Rvp, L.L.C.	2019-0274-PWS-E	MONTGOMERY	12/3/2019	\$257	\$51	\$206	\$0
PWS	57671	R B B And Dock Investments, LLC	2019-0648-PWS-E	BREWSTER	12/3/2019	\$2,202	\$440	\$1,762	\$0
PWS	57549	Barry W. Blanton	2019-0527-PWS-E	HOOD	12/3/2019	\$437	\$87	\$350	\$0
PWS	57440	City of Horseshoe Bay	2019-0393-PWS-E	LLANO	12/3/2019	\$1,260	\$252	\$1,008	\$0
PWS	56382	ANGELA GRANGER *	2018-0949-PWS-E	HARRIS	12/3/2019	\$1,841	\$368	\$1,473	\$0
PWS	57041	TILLES, TINA LEE	2018-1699-PWS-E	HARRIS	12/3/2019	\$409	\$81	\$328	\$0
PWS	57443	GRACE CHAPEL ASSEMBLY OF GOD OF MAGNOLIA	2019-0404-PWS-E	MONTGOMERY	12/3/2019	\$165	\$33	\$132	\$0
PWS	57561	North Harrison Water Supply Corporation	2019-0535-PWS-E	HARRISON	12/3/2019	\$250	\$50	\$200	\$0
PWS	57624	Royalwood Municipal Utility District	2019-0602-PWS-E	HARRIS	12/3/2019	\$100	\$20	\$80	\$0
PWS	57733	Alford Rentals, LLC	2019-0713-PWS-E	ERATH	12/3/2019	\$100	\$20	\$80	\$0
PWS	56340	Country Terrace Water Company, Inc.	2018-0903-MLM-E	HARRIS	12/3/2019	\$3,100	\$620	\$2,480	\$0
PWS	57588	CW-MHP LTD	2019-0562-PWS-E	HARRIS	12/3/2019	\$1,772	\$354	\$1,418	\$0
PWS	57773	City of White Oak	2019-0754-PWS-E	GREGG	12/3/2019	\$300	\$60	\$240	\$0
PWS	56812	Smith Bend Water Supply Corporation	2018-1431-PWS-E	BOSQUE	12/3/2019	\$52	\$10	\$42	\$0
PWS	55905	XIONG, JOSHUA *	2018-0424-PWS-E	TARRANT	12/3/2019	\$6,454	\$1,290	\$5,164	\$0

Date Range Selected : 9/1/2019 - 8/31/2020

PGM	Case No.	Respondent Name	Docket#	County	Order Date	Penalty Assessed	Penalty Deferred	Payable Amount	SEP Offset
PWS	57457	Harris-Fort Bend Counties Municipal Utility District No. 3	2019-0422-PWS-E	HARRIS	12/3/2019	\$900	\$180	\$720	\$0
PWS	57826	City of Forney	2019-0794-PWS-E	KAUFMAN	12/3/2019	\$862	\$172	\$690	\$0
PWS	57485	SIDDHIBINAYAK ENTERPRISES INC	2019-0447-PWS-E	ERATH	12/3/2019	\$355	\$71	\$284	\$0
PWS	57240	Sudduth Water Supply, Inc.	2019-0187-MLM-E	FALLS	12/3/2019	\$1,193	\$238	\$955	\$0
PWS	56091	Pilot Point Rural Water Supply, Inc.	2018-0616-MLM-E	DENTON	12/3/2019	\$4,952	\$0	\$4,952	\$0
PWS	57552	Georgetown Baptist Church	2019-0635-PWS-E	GRAYSON	12/3/2019	\$450	\$90	\$360	\$0
PWS	57445	Midway Range, LLC	2019-0403-PWS-E	HOOD	12/3/2019	\$1,200	\$240	\$960	\$0
PWS	57146	City of Annona	2019-0077-PWS-E	RED RIVER	12/17/2019	\$365	\$73	\$292	\$0
PWS	56715	YOUNG, CYNTHIA ANNE	2018-1301-MLM-E	HUNT	12/17/2019	\$4,274	\$854	\$3,420	\$0
PWS	57716	Millersview-Doole Water Supply Corporation	2019-0707-PWS-E	CONCHO	12/17/2019	\$555	\$111	\$444	\$0
PWS	57853	Alto Rural Water Supply Corporation	2019-0822-PWS-E	CHEROKEE	12/17/2019	\$526	\$105	\$421	\$0
PWS	57895	Koch-Glitsch, LP	2019-0884-PWS-E	HARRIS	12/17/2019	\$354	\$70	\$284	\$0
PWS	57845	Oil Patch Group, Inc.	2019-0823-PWS-E	VICTORIA	12/17/2019	\$100	\$20	\$80	\$0
PWS	57864	Texas Country Water, Inc.	2019-0845-PWS-E	COMAL	12/17/2019	\$100	\$20	\$80	\$0
PWS	57002	Buchanan Lake Village, Inc.	2018-1655-PWS-E	LLANO	12/17/2019	\$90	\$0	\$90	\$0
PWS	57980	Janie Hibdon *	2019-0978-PWS-E	BANDERA	12/17/2019	\$125	\$25	\$100	\$0
PWS	57034	Lincoln Water Supply Corporation	2018-1701-PWS-E	LEE	12/17/2019	\$360	\$72	\$288	\$0
PWS	57900	Happy Hoa Chuong, LLC	2019-0887-PWS-E	HARRIS	12/17/2019	\$110	\$22	\$88	\$0
PWS	57770	US Department of the Navy	2019-0746-PWS-E	TARRANT	12/17/2019	\$200	\$40	\$160	\$0
PWS	57782	RL Signor Barnhart, LLC	2019-0768-PWS-E	IRION	12/17/2019	\$760	\$152	\$608	\$0
PWS	56705	City of Mart	2018-1296-PWS-E	MCLENNAN	12/17/2019	\$4,570	\$914	\$3,656	\$0
PWS	57837	Trent Water Works, Inc.	2019-0816-PWS-E	BRAZORIA	12/17/2019	\$314	\$62	\$252	\$0
PWS	57060	City of George West	2018-1733-PWS-E	LIVE OAK	12/17/2019	\$3,099	\$619	\$0	\$2,480
PWS	57884	KATHIE LOU DANIELS	2019-0863-PWS-E	BURLESON	12/17/2019	\$637	\$127	\$510	\$0
PWS	57659	HETZEL, EDWARD A	2019-0640-PWS-E	ORANGE	12/17/2019	\$660	\$132	\$528	\$0
PWS	56940	City of Arp	2018-1585-PWS-E	SMITH	12/18/2019	\$232	\$0	\$232	\$0
PWS	56953	Worley Welding Works, Inc.	2018-1603-PWS-E	HOCKLEY	12/18/2019	\$172	\$172	\$0	\$0
PWS	56750	North Breeze MHC, LLC	2018-1344-PWS-E	BEXAR	12/18/2019	\$102	\$0	\$102	\$0
PWS	57074	Aqua Utilities, Inc.	2018-1728-PWS-E	KIMBLE	12/18/2019	\$345	\$345	\$0	\$0
PWS	57117	Hudson Water Supply Corporation	2019-0046-PWS-E	ANGELINA	12/18/2019	\$351	\$0	\$351	\$0
PWS	53713	Catalpa Water Supply Corporation	2016-2069-PWS-E	RANDALL	12/18/2019	\$337	\$0	\$337	\$0
PWS	56868	Solidwood Forest Ltd.	2018-1501-PWS-E	WALLER	12/18/2019	\$243	\$0	\$243	\$0
PWS	56320	ARROYOS, JOHNNY T	2018-0878-PWS-E	LUBBOCK	12/18/2019	\$905	\$456	\$449	\$0
PWS	56808	Rio Water Supply Corporation	2018-1432-PWS-E	STARR	12/18/2019	\$8,086	\$1,617	\$6,469	\$0
PWS	57385	Lake Bonanza Water Supply Corporation	2019-0333-PWS-E	MONTGOMERY	12/18/2019	\$172	\$172	\$0	\$0
PWS	50472	Grassland Water Supply Corporation	2018-0624-MLM-E	LYNN	12/18/2019	\$2,152	\$0	\$2,152	\$0
PWS	56790	River Bend Water Services, Inc.	2018-1414-PWS-E	MATAGORDA	12/18/2019	\$210	\$0	\$210	\$0
PWS	57844	Aqua Utilities, Inc.	2019-0824-PWS-E	JOHNSON	1/14/2020	\$803	\$160	\$643	\$0
PWS	57819	Llano West Mhp, L.P.	2019-0792-PWS-E	HIDALGO	1/14/2020	\$557	\$111	\$446	\$0
PWS	58043	City of Ropesville	2019-1067-PWS-E	HOCKLEY	1/14/2020	\$688	\$137	\$551	\$0
PWS	57925	Layne Properties, LLC	2019-0941-PWS-E	PARKER	1/14/2020	\$100	\$20	\$80	\$0
PWS	57598	Aqua Utilities, Inc.	2019-0578-PWS-E	BRAZORIA	1/14/2020	\$1,613	\$322	\$1,291	\$0
PWS	57897	Texas Natural Rainwater Harvesting & Bottling LLC	2019-0891-PWS-E	BASTROP	1/14/2020	\$385	\$77	\$308	\$0

## Singles Programs

## Appendix 1: List of Administrative Orders Issued Monthly - FY2020

Date Range Selected : 9/1/2019 - 8/31/2020

PGM	Case No.	Respondent Name	Docket#	County	Order Date	Penalty Assessed	Penalty Deferred	Payable Amount	SEP Offset
PWS	57869	Maverick County	2019-0851-PWS-E	MAVERICK	1/14/2020	\$87	\$17	\$70	\$0
PWS	57854	WTR Real Estate Holdings, L.C.	2019-0883-PWS-E	LUBBOCK	1/14/2020	\$350	\$70	\$280	\$0
PWS	57346	Mission Indev, LLC	2019-0299-PWS-E	HARRIS	1/14/2020	\$112	\$0	\$112	\$0
PWS	57776	City of Ingleside	2019-0763-PWS-E	SAN PATRICIO	1/14/2020	\$291	\$58	\$233	\$0
PWS	56696	City of Gladewater	2018-1284-PWS-E	GREGG	1/14/2020	\$3,147	\$629	\$2,518	\$0
PWS	57709	Professional General Management Services, Inc.	2019-0704-WOC-E	HAYS	1/14/2020	\$500	\$100	\$400	\$0
PWS	56944	Edward M. Moss *	2018-1592-PWS-E	WISE	1/21/2020	\$837	\$0	\$837	\$0
PWS	56109	Crider's Management, LLC	2018-0639-PWS-E	UVALDE	1/21/2020	\$3,213	\$0	\$3,213	\$0
PWS	53773	City of Junction	2016-2129-MLM-E	KIMBLE	1/21/2020	\$11,241	\$0	\$11,241	\$0
PWS	57244	Hardin County WCID1	2019-0188-PWS-E	HARDIN	1/21/2020	\$157	\$0	\$157	\$0
PWS	57295	City of Chillicothe	2019-0244-PWS-E	HARDEMAN	1/21/2020	\$1,547	\$1,092	\$455	\$0
PWS	57156	City of Calvert	2019-0082-PWS-E	ROBERTSON	1/21/2020	\$308	\$0	\$308	\$0
PWS	57243	Envigo Global Services Inc.	2019-0189-PWS-E	JIM WELLS	1/21/2020	\$1,027	\$1,027	\$0	\$0
PWS	57688	Linda W Ball	2019-0070-PWS-E	HARRIS	1/21/2020	\$3,250	\$0	\$3,250	\$0
PWS	57061	Victoria County Water Control and Improvement District No. 2	2018-1760-PWS-E	VICTORIA	1/21/2020	\$1,544	\$0	\$1,544	\$0
PWS	56557	Siesta Shores Water Control and Improvement Distric	2018-1139-PWS-E	ZAPATA	1/21/2020	\$2,080	\$0	\$2,080	\$0
PWS	56866	George W. Jackson	2018-1503-PWS-E	LUBBOCK	1/21/2020	\$1,259	\$0	\$1,259	\$0
PWS	57509	Tidehaven ISD	2019-0483-PWS-E	MATAGORDA	1/21/2020	\$157	\$157	\$0	\$0
PWS	56702	Allen Watts	2018-1289-PWS-E	GUADALUPE	1/21/2020	\$457	\$0	\$457	\$0
PWS	56638	Lake Livingston Water Supply Corporation	2018-1230-PWS-E	POLK	1/21/2020	\$2,493	\$912	\$1,581	\$0
PWS	57190	Military Highway Water Supply Corporation	2019-0128-PWS-E	CAMERON	1/21/2020	\$555	\$0	\$555	\$0
PWS	58091	City of Raymondville	2019-1135-PWS-E	WILLACY	1/28/2020	\$562	\$112	\$450	\$0
PWS	57604	KREBS, STEPHEN P	2019-0588-PWS-E	CHAMBERS	1/28/2020	\$60	\$12	\$48	\$0
PWS	58244	Esperanza Water Service Company, Inc.	2019-1242-PWS-E	HUDSPETH	1/28/2020	\$180	\$36	\$144	\$0
PWS	57929	City of Leona	2019-0928-PWS-E	LEON	1/28/2020	\$75	\$15	\$60	\$0
PWS	58169	Christian Life Center, Inc.	2019-1207-PWS-E	MONTGOMERY	1/28/2020	\$52	\$10	\$42	\$0
PWS	57829	Fort Gates Water Supply Corporation	2019-0812-PWS-E	CORYELL	1/28/2020	\$426	\$85	\$341	\$0
PWS	57560	Aqua Utilities, Inc.	2019-0536-PWS-E	MONTGOMERY	1/28/2020	\$1,713	\$342	\$1,371	\$0
PWS	57318	City of Aransas Pass	2019-0286-PWS-E	SAN PATRICIO	1/28/2020	\$231	\$46	\$185	\$0
PWS	57453	City of Sonora	2019-0417-PWS-E	SUTTON	1/28/2020	\$4,467	\$893	\$3,574	\$0
PWS	56771	Amistad Lago Villa Homeowner's Association, Inc.	2018-1382-PWS-E	VAL VERDE	1/28/2020	\$549	\$109	\$440	\$0
PWS	57997	Lake Amistad Rentals, L.L.C.	2019-1013-PWS-E	VAL VERDE	1/28/2020	\$50	\$10	\$40	\$0
PWS	57899	LYNDELL BRAZORIA REALTY, LLC	2019-0888-PWS-E	*MULTIPLE	1/28/2020	\$54	\$10	\$44	\$0
PWS	57781	Kicker 13 LLC	2019-0760-PWS-E	PARKER	1/28/2020	\$2,220	\$444	\$1,776	\$0
PWS	57042	114Th Mobile Home Park, LLC	2018-1709-PWS-E	LUBBOCK	1/28/2020	\$54	\$10	\$44	\$0
PWS	56765	Dosani Real Estate Inc.	2018-1371-PWS-E	MONTGOMERY	1/28/2020	\$190	\$38	\$152	\$0
PWS	57442	Chevron U.S.A. Inc.	2019-0405-PWS-E	MIDLAND	2/3/2020	\$660	\$660	\$0	\$0
PWS	49832	Jeffrey H. Brennan	2018-1217-PWS-E	HARRIS	2/3/2020	\$1,649	\$0	\$1,649	\$0
PWS	57700	Nerro Supply, LLC	2019-0683-PWS-E	BRAZOS	2/3/2020	\$420	\$0	\$420	\$0
PWS	56438	City of Haskell	2018-1023-PWS-E	HASKELL	2/3/2020	\$1,002	\$501	\$501	\$0
PWS	57563	Texas Department of Transportation	2019-0541-PWS-E	CONCHO	2/3/2020	\$660	\$660	\$0	\$0
PWS	57256	City of Granite Shoals	2019-0205-PWS-E	BURNET	2/3/2020	\$1,910	\$0	\$0	\$1,910
PWS	57252	City of Zavalla	2019-0197-PWS-E	ANGELINA	2/3/2020	\$396	\$0	\$396	\$0

## Singles Programs

## Appendix 1: List of Administrative Orders Issued Monthly - FY2020

Date Range Selected : 9/1/2019 - 8/31/2020

PGM	Case No.	Respondent Name	Docket#	County	Order Date	Penalty Assessed	Penalty Deferred	Payable Amount	SEP Offset
PWS	54969	Del Rio Management Co., LLC	2017-1250-PWS-E	VAL VERDE	2/3/2020	\$234	\$0	\$234	\$0
PWS	49440	Lakeshore Utility Company	2018-1277-PWS-E	*MULTIPLE	2/3/2020	\$6,579	\$0	\$6,579	\$0
PWS	56989	Woods Creek WSC	2018-1643-PWS-E	POLK	2/3/2020	\$1,079	\$0	\$1,079	\$0
PWS	57737	LGL Investments LLC	2019-0719-PWS-E	TOM GREEN	2/11/2020	\$1,500	\$300	\$1,200	\$0
PWS	58028	Rowena Water Supply Corporation	2019-1043-MLM-E	RUNNELS	2/11/2020	\$1,417	\$283	\$1,134	\$0
PWS	58025	City of Gladewater	2019-1177-PWS-E	GREGG	2/11/2020	\$636	\$127	\$509	\$0
PWS	56653	Ernesto M. Cantu *	2018-1220-PWS-E	LUBBOCK	2/11/2020	\$522	\$0	\$522	\$0
PWS	58489	PESCADOR, JOEL	2019-1529-WOC-E	HARRIS	2/11/2020	\$175	\$0	\$175	\$0
PWS	58058	Windsor Water Company	2019-1087-MLM-E	MCLENNAN	2/11/2020	\$1,267	\$253	\$1,014	\$0
PWS	57820	Cresson Crossroads, LLC	2019-0797-PWS-E	HOOD	2/11/2020	\$405	\$81	\$324	\$0
PWS	57320	MEBB ENTERPRISES, LLC	2019-0285-PWS-E	HARRIS	2/11/2020	\$1,080	\$216	\$864	\$0
PWS	57738	City of Milford	2019-0718-PWS-E	ELLIS	2/11/2020	\$100	\$20	\$80	\$0
PWS	58286	Walter J. Carroll Water Company, Inc.	2019-1293-PWS-E	ELLIS	2/11/2020	\$143	\$28	\$115	\$0
PWS	57274	Lakeshore Utility Company	2019-0228-PWS-E	HENDERSON	2/14/2020	\$1,430	\$0	\$1,430	\$0
PWS	57279	Raymond W. Blair Jr.	2019-0229-PWS-E	DENTON	2/14/2020	\$1,104	\$0	\$1,104	\$0
PWS	57746	Walter J. Carroll Water Company, Inc.	2019-0731-PWS-E	ELLIS	2/14/2020	\$2,972	\$0	\$2,972	\$0
PWS	57532	City of Benjamin	2019-0513-PWS-E	KNOX	2/14/2020	\$1,233	\$0	\$1,233	\$0
PWS	57633	White Horse Christian Academy, Inc.	2019-0605-PWS-E	ERATH	2/14/2020	\$396	\$0	\$396	\$0
PWS	58081	City Of New Home	2019-1102-PWS-E	LYNN	2/25/2020	\$477	\$95	\$382	\$0
PWS	58111	Town of Darrouzett	2019-1187-PWS-E	LIPSCOMB	2/25/2020	\$100	\$20	\$80	\$0
PWS	58092	City of Southmayd	2019-1106-PWS-E	GRAYSON	2/25/2020	\$130	\$26	\$104	\$0
PWS	58151	Greater Mt Zion Baptist Church of Jesus Christ	2019-1180-PWS-E	BRAZORIA	2/25/2020	\$100	\$20	\$80	\$0
PWS	57366	Ericksdahl Water Supply Corporation	2019-0310-PWS-E	JONES	3/6/2020	\$486	\$0	\$486	\$0
PWS	57669	Lake Texoma Highport, L.L.C.	2019-0647-PWS-E	GRAYSON	3/6/2020	\$157	\$0	\$157	\$0
PWS	57501	City Of Opdyke West	2019-0470-PWS-E	HOCKLEY	3/6/2020	\$1,700	\$0	\$1,700	\$0
PWS	57777	Pecos County	2019-0762-PWS-E	PECOS	3/6/2020	\$210	\$210	\$0	\$0
PWS	56998	City of Burnet	2018-1650-WQ-E	BURNET	3/6/2020	\$7,500	\$0	\$0	\$7,500
PWS	57351	City of Andrews	2019-0304-PWS-E	ANDREWS	3/6/2020	\$690	\$690	\$0	\$0
PWS	57565	Key Largo Utilities LLC	2019-0542-PWS-E	BRAZORIA	3/6/2020	\$3,385	\$0	\$3,385	\$0
PWS	52923	Woodlake Jossierand WSC	2019-0836-PWS-E	TRINITY	3/6/2020	\$1,995	\$0	\$1,995	\$0
PWS	57378	Gerard Ortiz *	2019-0327-PWS-E	BURNET	3/6/2020	\$665	\$465	\$200	\$0
PWS	56687	San Augustine Rural Water Supply Corporation	2018-1279-PWS-E	SAN AUGUSTINE	3/6/2020	\$210	\$210	\$0	\$0
PWS	57255	J.L. Refrigeration, LLC	2019-0204-PWS-E	DIMMIT	3/6/2020	\$113	\$0	\$113	\$0
PWS	51683	Ranch Hand Apartments, LLC	2019-0303-PWS-E	RANDALL	3/6/2020	\$1,550	\$0	\$1,550	\$0
PWS	58124	Monarch Utilities I L.P.	2019-1141-PWS-E	POLK	3/6/2020	\$690	\$690	\$0	\$0
PWS	57464	MARLIN, ADDIE	2019-0428-PWS-E	BRAZORIA	3/6/2020	\$778	\$0	\$778	\$0
PWS	57810	City of Luling	2019-0784-PWS-E	GONZALES	3/6/2020	\$1,312	\$0	\$1,312	\$0
PWS	57712	Steamboat Mountain Water Supply Corporation	2019-0702-PWS-E	TAYLOR	3/6/2020	\$420	\$0	\$420	\$0
PWS	56567	Mayo's Second Crossing Rv Park LLC	2018-1157-PWS-E	COMAL	3/10/2020	\$832	\$166	\$666	\$0
PWS	56706	M&Z Wheelock, LLC	2018-1428-PWS-E	ROBERTSON	3/10/2020	\$1,171	\$234	\$937	\$0
PWS	58666	ROSS, CALEB A	2019-1728-WOC-E	JASPER	3/10/2020	\$175	\$0	\$175	\$0
PWS	56983	Victoria's Platinum Properties, LLC	2018-1629-PWS-E	VICTORIA	3/10/2020	\$404	\$242	\$162	\$0
PWS	56402	Utilities Investment Company, Inc.	2018-0965-PWS-E	HARRIS	3/10/2020	\$200	\$40	\$160	\$0

## Singles Programs

## Appendix 1: List of Administrative Orders Issued Monthly - FY2020

Date Range Selected : 9/1/2019 - 8/31/2020

PGM	Case No.	Respondent Name	Docket#	County	Order Date	Penalty Assessed	Penalty Deferred	Payable Amount	SEP Offset
PWS	56852	City of Driscoll	2018-1478-PWS-E	NUECES	3/10/2020	\$50	\$10	\$40	\$0
PWS	57054	Judy K Sharp *	2018-1714-PWS-E	KERR	3/17/2020	\$230	\$0	\$230	\$0
PWS	56742	City of Shiner	2018-1330-PWS-E	LAVACA	3/24/2020	\$315	\$63	\$252	\$0
PWS	58202	Monarch Utilities I L.P.	2019-1209-PWS-E	HOOD	3/24/2020	\$575	\$115	\$460	\$0
PWS	58134	Colorado County Water Control and Improvement District 2	2019-1150-PWS-E	COLORADO	3/24/2020	\$357	\$71	\$286	\$0
PWS	58013	Pine Lake Water Supply Corporation	2019-1029-PWS-E	MONTGOMERY	3/24/2020	\$112	\$22	\$90	\$0
PWS	57518	Wdl, LLC	2019-0496-PWS-E	HARRIS	3/24/2020	\$607	\$121	\$486	\$0
PWS	57539	City of Taft	2019-0512-PWS-E	SAN PATRICIO	3/24/2020	\$3,428	\$685	\$0	\$2,743
PWS	56979	City of Orange	2018-1631-PWS-E	ORANGE	3/24/2020	\$360	\$72	\$288	\$0
PWS	58406	CLAY D MATHIS	2019-1434-PWS-E	SABINE	3/24/2020	\$484	\$96	\$388	\$0
PWS	57556	J & J'S Property Investment, LLC *	2019-0565-PWS-E	DEWITT	3/24/2020	\$2,378	\$475	\$1,903	\$0
PWS	57071	Ilp College Station LLC	2019-0088-PWS-E	BRAZOS	3/24/2020	\$389	\$77	\$312	\$0
PWS	56954	Brighton Manor Apartments, L. P.	2018-1606-PWS-E	BLANCO	4/2/2020	\$340	\$0	\$340	\$0
PWS	46788	Jimbo's Road House, LLC	2018-1112-PWS-E	HARRIS	4/2/2020	\$180	\$0	\$180	\$0
PWS	57892	City of Blanco	2019-0882-PWS-E	BLANCO	4/2/2020	\$514	\$0	\$514	\$0
PWS	56841	OXY USA Inc.	2018-1470-PWS-E	GAINES	4/2/2020	\$159	\$159	\$0	\$0
PWS	57894	City of Idalou	2019-0885-PWS-E	LUBBOCK	4/2/2020	\$160	\$0	\$160	\$0
PWS	57555	Lakeshore Utility Company	2019-0531-PWS-E	HENDERSON	4/2/2020	\$1,736	\$0	\$1,736	\$0
PWS	58137	Cotton Center Water Supply Corporation	2019-1147-PWS-E	HALE	4/7/2020	\$300	\$60	\$240	\$0
PWS	57986	White Horse Christian Academy, Inc.	2019-0987-PWS-E	ERATH	4/7/2020	\$434	\$86	\$348	\$0
PWS	58038	TRUAX, MERRI *	2019-1054-PWS-E	VICTORIA	4/7/2020	\$465	\$93	\$372	\$0
PWS	57779	Kott Liveoaks Inc.	2019-0761-PWS-E	GILLESPIE	4/7/2020	\$229	\$183	\$46	\$0
PWS	58021	City of Mart	2019-1027-PWS-E	MCLENNAN	4/7/2020	\$315	\$63	\$252	\$0
PWS	57843	Cade Lakes Water Supply Corporation	2019-0825-PWS-E	BURLESON	4/7/2020	\$165	\$33	\$132	\$0
PWS	58275	TX Energy Services, LLC	2019-1278-PWS-E	REAGAN	4/7/2020	\$165	\$33	\$132	\$0
PWS	58434	Trinity Rct LP	2019-1467-PWS-E	HARRIS	4/7/2020	\$1,621	\$324	\$1,297	\$0
PWS	57322	City of Bellaire	2019-0268-PWS-E	HARRIS	4/7/2020	\$472	\$94	\$378	\$0
PWS	58193	Nerro Supply, LLC	2019-1206-PWS-E	CHAMBERS	4/7/2020	\$2,352	\$470	\$1,882	\$0
PWS	57018	City of Gladewater	2018-1678-PWS-E	GREGG	4/7/2020	\$1,275	\$255	\$1,020	\$0
PWS	57613	Elmo Water Supply Corporation	2019-0590-PWS-E	KAUFMAN	4/7/2020	\$438	\$87	\$351	\$0
PWS	57245	The Church In Peaster	2019-0194-PWS-E	PARKER	4/7/2020	\$663	\$132	\$531	\$0
PWS	57821	Pixley Water Works, Inc.	2019-0796-PWS-E	POLK	4/7/2020	\$280	\$56	\$224	\$0
PWS	57859	Halepaska Property Management, LLC	2019-0846-PWS-E	VICTORIA	4/7/2020	\$276	\$55	\$221	\$0
PWS	58293	Caverns of Sonora, Inc.	2019-1301-PWS-E	SUTTON	4/7/2020	\$150	\$30	\$120	\$0
PWS	57866	Tidwell Wastewater Utility, L.L.C.	2019-0850-PWS-E	*MULTIPLE	4/7/2020	\$157	\$31	\$126	\$0
PWS	57612	City of Toyah	2019-0591-PWS-E	REEVES	4/13/2020	\$895	\$0	\$895	\$0
PWS	57544	City of Trenton	2019-0524-PWS-E	FANNIN	4/13/2020	\$367	\$0	\$367	\$0
PWS	57548	Grand Harbor Water Supply Corporation	2019-0526-PWS-E	WISE	4/13/2020	\$774	\$0	\$774	\$0
PWS	57971	Dobbin-Plantersville Water Supply Corporation, (A Non-Profit Corporation)	2019-0971-PWS-E	MONTGOMERY	4/13/2020	\$345	\$0	\$345	\$0
PWS	49567	Catalpa Water Supply Corporation	2019-0546-PWS-E	RANDALL	4/27/2020	\$812	\$0	\$812	\$0
PWS	56793	Pure Utilities, L.C.	2018-1403-PWS-E	TYLER	4/27/2020	\$1,462	\$0	\$1,462	\$0
PWS	57109	Llano West Mhp, L.P.	2019-0038-PWS-E	HIDALGO	4/27/2020	\$1,067	\$0	\$1,067	\$0
PWS	56845	City of Junction	2018-1480-PWS-E	KIMBLE	4/27/2020	\$417	\$0	\$417	\$0

## Singles Programs

## Appendix 1: List of Administrative Orders Issued Monthly - FY2020

Date Range Selected : 9/1/2019 - 8/31/2020

PGM	Case No.	Respondent Name	Docket#	County	Order Date	Penalty Assessed	Penalty Deferred	Payable Amount	SEP Offset
PWS	57785	Bell County Water Control & Improvement District 5	2019-0757-PWS-E	BELL	4/27/2020	\$205	\$0	\$205	\$0
PWS	57155	Terra Southwest Inc.	2019-0083-PWS-E	DENTON	4/27/2020	\$594	\$0	\$594	\$0
PWS	57070	City of Byers	2018-1731-PWS-E	CLAY	4/27/2020	\$1,027	\$0	\$1,027	\$0
PWS	57076	City of Nome	2018-1727-PWS-E	JEFFERSON	4/27/2020	\$3,100	\$0	\$3,100	\$0
PWS	56704	Laguna Vista, Limited	2018-1291-PWS-E	HOOD	4/27/2020	\$974	\$0	\$974	\$0
PWS	57858	Grassland Water Supply Corporation	2019-0834-PWS-E	LYNN	4/27/2020	\$360	\$0	\$360	\$0
PWS	56915	CITY OF CAMERON	2018-1553-PWS-E	MILAM	4/27/2020	\$690	\$0	\$690	\$0
PWS	57458	SMITH, MARION J	2019-0430-PWS-E	LUBBOCK	4/28/2020	\$3,238	\$646	\$2,592	\$0
PWS	58132	MRD Real Estate Investments, LLC	2019-1149-PWS-E	HARRIS	4/28/2020	\$155	\$31	\$124	\$0
PWS	58396	Aleezeh Investment Inc	2019-1425-PWS-E	BANDERA	4/28/2020	\$225	\$45	\$180	\$0
PWS	58287	Beltran, Jose O. *	2019-1321-PWS-E	STARR	4/28/2020	\$153	\$30	\$123	\$0
PWS	58239	Shumaker Enterprises, Inc.	2019-1244-PWS-E	TRAVIS	4/28/2020	\$229	\$183	\$46	\$0
PWS	57449	Girl Scouts of Texas Oklahoma Plains, Inc.	2019-0412-PWS-E	POTTER	4/28/2020	\$129	\$25	\$104	\$0
PWS	58152	Mission Indev, LLC	2019-1181-PWS-E	HARRIS	4/28/2020	\$100	\$20	\$80	\$0
PWS	58492	Potosi Water Supply Corporation	2019-1541-PWS-E	TAYLOR	4/28/2020	\$526	\$105	\$421	\$0
PWS	58778	PUNCH, MACK A	2020-0067-WOC-E	HARRIS	5/5/2020	\$175	\$0	\$175	\$0
PWS	58843	CAMP, ROBERT	2020-0133-WOC-E	MCCULLOCH	5/5/2020	\$175	\$0	\$175	\$0
PWS	57871	City of Ferris	2019-0865-PWS-E	ELLIS	5/5/2020	\$476	\$95	\$381	\$0
PWS	58839	SILVA, VICTOR	2020-0135-WOC-E	MCCULLOCH	5/5/2020	\$175	\$0	\$175	\$0
PWS	57729	Rfp Maintenance, Inc.	2019-0726-PWS-E	ORANGE	5/5/2020	\$163	\$32	\$131	\$0
PWS	58475	Martindale Water Supply Corporation	2019-1515-PWS-E	CALDWELL	5/5/2020	\$300	\$60	\$240	\$0
PWS	58322	Shore-Tech, Inc.	2019-1334-PWS-E	GALVESTON	5/5/2020	\$427	\$85	\$342	\$0
PWS	57250	JARVIS CHRISTIAN COLLEGE	2019-0199-PWS-E	WOOD	5/12/2020	\$674	\$0	\$674	\$0
PWS	56973	FENSTERBUSH, MICHAEL D *	2018-1623-PWS-E	LUBBOCK	5/12/2020	\$1,155	\$990	\$165	\$0
PWS	48194	William Brent Davis	2019-0224-PWS-E	MONTGOMERY	5/12/2020	\$870	\$0	\$870	\$0
PWS	57912	Elm Ridge Water Company, Inc.	2019-0908-PWS-E	COMAL	5/12/2020	\$112	\$0	\$112	\$0
PWS	57251	Wildwood Mhp Of Lubbock LLC	2019-0198-PWS-E	LUBBOCK	5/12/2020	\$41,220	\$0	\$41,220	\$0
PWS	57783	City of Comanche	2019-0759-PWS-E	COMANCHE	5/12/2020	\$742	\$0	\$742	\$0
PWS	58011	Victoria County Water Control and Improvement District No. 2	2019-1010-PWS-E	VICTORIA	5/12/2020	\$568	\$0	\$568	\$0
PWS	57904	Goodsprings Water Supply Corporation	2019-0898-PWS-E	RUSK	5/12/2020	\$210	\$0	\$210	\$0
PWS	49884	City Of Follett	2019-0270-PWS-E	LIPSCOMB	5/12/2020	\$3,053	\$0	\$3,053	\$0
PWS	54050	4-D Water Company, LLC	2019-0716-PWS-E	COMAL	5/12/2020	\$1,527	\$0	\$1,527	\$0
PWS	52805	City of Lawn	2019-0561-PWS-E	TAYLOR	5/12/2020	\$90	\$0	\$90	\$0
PWS	58424	City of Aransas Pass	2019-1451-PWS-E	SAN PATRICIO	5/19/2020	\$2,142	\$428	\$1,714	\$0
PWS	58473	Alto Frio Baptist Encampment, Inc.	2019-1516-PWS-E	REAL	5/19/2020	\$645	\$129	\$516	\$0
PWS	58518	City of Rotan	2019-1567-PWS-E	FISHER	5/19/2020	\$290	\$58	\$232	\$0
PWS	58476	Double Diamond Utilities Co.	2019-1518-PWS-E	PALO PINTO	5/19/2020	\$378	\$75	\$303	\$0
PWS	58533	City of Morgan's Point	2019-1586-PWS-E	HARRIS	5/19/2020	\$51	\$10	\$41	\$0
PWS	57118	Simply Aquatics, Inc.	2019-0045-PWS-E	*MULTIPLE	5/19/2020	\$6,424	\$1,284	\$5,140	\$0
PWS	58464	Chatt Water Supply Corporation	2019-1501-PWS-E	HILL	5/19/2020	\$250	\$50	\$200	\$0
PWS	58497	Flo Community Water Supply Corporation	2019-1564-PWS-E	LEON	5/19/2020	\$5,120	\$1,024	\$4,096	\$0
PWS	57364	Mjp Investment Properties, LLC	2019-0311-PWS-E	HARRIS	5/19/2020	\$1,781	\$356	\$1,425	\$0
PWS	58026	City of Petrolia	2019-1039-PWS-E	CLAY	5/19/2020	\$2,590	\$518	\$2,072	\$0

## Singles Programs

## Appendix 1: List of Administrative Orders Issued Monthly - FY2020

Date Range Selected : 9/1/2019 - 8/31/2020

PGM	Case No.	Respondent Name	Docket#	County	Order Date	Penalty Assessed	Penalty Deferred	Payable Amount	SEP Offset
PWS	58653	Texas Water Systems, Inc.	2019-1719-PWS-E	UPSHUR	5/19/2020	\$1,258	\$251	\$1,007	\$0
PWS	58203	Camp Blessing Texas	2019-1217-PWS-E	WASHINGTON	5/19/2020	\$155	\$31	\$124	\$0
PWS	58526	A. & P. Water Supply Corporation	2019-1570-PWS-E	PANOLA	5/19/2020	\$450	\$90	\$360	\$0
PWS	58360	Harris County Water Control and Improvement District 50	2019-1385-PWS-E	HARRIS	5/19/2020	\$351	\$70	\$281	\$0
PWS	58141	Brazos Valley Spring Water, L.P.	2019-1186-PWS-E	PARKER	5/19/2020	\$780	\$156	\$624	\$0
PWS	58513	City of Venus	2019-1556-PWS-E	JOHNSON	5/19/2020	\$652	\$478	\$174	\$0
PWS	58451	City of Floresville	2019-1507-PWS-E	WILSON	5/19/2020	\$180	\$36	\$144	\$0
PWS	58420	City of Knollwood	2019-1461-PWS-E	GRAYSON	5/19/2020	\$50	\$10	\$40	\$0
PWS	58039	North Kaufman Wsc	2019-1050-PWS-E	KAUFMAN	5/19/2020	\$330	\$66	\$264	\$0
PWS	58426	Center Point Independent School District	2019-1449-PWS-E	KERR	5/19/2020	\$50	\$10	\$40	\$0
PWS	58612	C & R WATER SUPPLY INC.	2019-1673-PWS-E	MONTGOMERY	5/19/2020	\$73	\$14	\$59	\$0
PWS	57797	M & M Water Supply Corporation	2019-0775-PWS-E	ANGELINA	5/25/2020	\$9,660	\$1,932	\$7,728	\$0
PWS	57229	Pilot Point Rural Water Supply, Inc.	2019-0172-PWS-E	*MULTIPLE	5/25/2020	\$1,212	\$0	\$1,212	\$0
PWS	57475	CHRISTIAN HERITAGE CLASSICAL SCHOOL	2019-0425-PWS-E	GREGG	5/25/2020	\$805	\$0	\$805	\$0
PWS	57499	LEWIS, CODY BRENT *	2019-0471-PWS-E	BURNET	5/25/2020	\$525	\$450	\$75	\$0
PWS	57444	Truno Perpetual Point Of Sale, LLC *	2019-0414-PWS-E	LUBBOCK	5/25/2020	\$1,552	\$1,302	\$250	\$0
PWS	57725	Deerhaven WCID	2019-0779-PWS-E	LLANO	5/25/2020	\$351	\$351	\$0	\$0
PWS	58953	JACK DEXTER	2020-0276-WOC-E	HARRIS	6/2/2020	\$175	\$0	\$175	\$0
PWS	58355	P.K. Business Enterprises, Inc.	2019-1375-PWS-E	*MULTIPLE	6/2/2020	\$100	\$20	\$80	\$0
PWS	57232	Mesa Grande Water Supply Corporation	2019-0178-PWS-E	HOOD	6/2/2020	\$100	\$20	\$80	\$0
PWS	58350	City of Richwood	2019-1376-PWS-E	BRAZORIA	6/2/2020	\$356	\$71	\$285	\$0
PWS	58098	LIVELY, MELINDA *	2019-1115-PWS-E	WOOD	6/2/2020	\$1,850	\$370	\$1,480	\$0
PWS	58715	Sjolander Park, LTD.	2019-1780-PWS-E	HARRIS	6/2/2020	\$300	\$60	\$240	\$0
PWS	58573	114Th Mobile Home Park, LLC	2019-1623-PWS-E	LUBBOCK	6/2/2020	\$535	\$107	\$428	\$0
PWS	58720	City of Yoakum	2019-1790-PWS-E	DEWITT	6/2/2020	\$1,691	\$338	\$1,353	\$0
PWS	58672	City of Paducah	2019-1739-PWS-E	COTTLE	6/2/2020	\$330	\$66	\$264	\$0
PWS	57631	LAKEVIEW GROCERY, INC.	2019-0604-PWS-E	ORANGE	6/16/2020	\$455	\$91	\$364	\$0
PWS	58166	Waller Independent School District	2019-1208-PWS-E	WALLER	6/16/2020	\$200	\$40	\$160	\$0
PWS	58561	Town of Combes	2019-1638-PWS-E	CAMERON	6/16/2020	\$50	\$10	\$40	\$0
PWS	57741	Harris County Municipal Utility District 238	2019-0725-PWS-E	HARRIS	6/16/2020	\$315	\$315	\$0	\$0
PWS	55745	Rainbow Ranch Of Texas, L.L.C.	2019-1660-PWS-E	LIMESTONE	6/16/2020	\$60	\$0	\$60	\$0
PWS	57784	Corix Utilities (Texas) Inc.	2019-0758-PWS-E	*MULTIPLE	6/16/2020	\$1,380	\$345	\$1,035	\$0
PWS	58235	OBERDORF, GEORGE	2019-1243-PWS-E	DENTON	6/16/2020	\$868	\$0	\$868	\$0
PWS	58597	Premier Apex, LLC	2019-1656-PWS-E	LUBBOCK	6/16/2020	\$210	\$42	\$168	\$0
PWS	58393	Callahan County Water Supply Corporation	2019-1424-PWS-E	CALLAHAN	6/16/2020	\$232	\$0	\$232	\$0
PWS	58450	Spade Water Supply Corporation	2019-1475-PWS-E	LAMB	6/16/2020	\$127	\$25	\$102	\$0
PWS	57534	HOBICO, Incorporated	2019-0509-PWS-E	VICTORIA	6/16/2020	\$1,117	\$0	\$1,117	\$0
PWS	56783	Glendale Water Supply Corporation	2018-1399-PWS-E	TRINITY	6/16/2020	\$1,110	\$0	\$1,110	\$0
PWS	58488	BREWER, G KELLY	2019-1528-PWS-E	ORANGE	6/16/2020	\$252	\$50	\$202	\$0
PWS	59052	Fernando Rivera	2020-0378-WOC-E	PRESIDIO	6/16/2020	\$175	\$0	\$175	\$0
PWS	48820	Lilbert-Looneyville Water Supply Corporation	2019-1133-PWS-E	NACOGDOCHES	6/16/2020	\$417	\$0	\$417	\$0
PWS	57511	City of Winona	2019-0485-PWS-E	SMITH	6/16/2020	\$905	\$0	\$905	\$0
PWS	58465	Aqua Utilities, Inc.	2019-1499-PWS-E	KERR	6/16/2020	\$1,620	\$324	\$1,296	\$0

## Singles Programs

## Appendix 1: List of Administrative Orders Issued Monthly - FY2020

Date Range Selected : 9/1/2019 - 8/31/2020

PGM	Case No.	Respondent Name	Docket#	County	Order Date	Penalty Assessed	Penalty Deferred	Payable Amount	SEP Offset
PWS	52394	City of Strawn	2019-0050-PWS-E	PALO PINTO	6/16/2020	\$675	\$0	\$675	\$0
PWS	44429	Tank Works, Inc.	2018-1611-PWS-E	FORT BEND	6/16/2020	\$1,659	\$0	\$1,659	\$0
PWS	51743	Montesino Developments, LLC	2019-1263-PWS-E	LUBBOCK	6/16/2020	\$854	\$0	\$854	\$0
PWS	58594	Elderville Water Supply Corporation	2019-1652-PWS-E	GREGG	6/16/2020	\$1,725	\$0	\$1,725	\$0
PWS	58452	Aqua Utilities, Inc.	2019-1500-PWS-E	DENTON	6/16/2020	\$325	\$65	\$260	\$0
PWS	57882	City of Nacogdoches	2019-0864-PWS-E	NACOGDOCHES	6/30/2020	\$1,224	\$244	\$980	\$0
PWS	58380	Undine Texas, LLC	2019-1394-PWS-E	BRAZORIA	6/30/2020	\$2,726	\$545	\$2,181	\$0
PWS	58670	City of Tahoka	2019-1740-PWS-E	LYNN	6/30/2020	\$609	\$121	\$488	\$0
PWS	58698	LEWIS, CODY	2019-1768-PWS-E	BURNET	6/30/2020	\$305	\$61	\$244	\$0
PWS	58611	Grand Harbor Water Supply Corporation	2019-1724-PWS-E	WISE	6/30/2020	\$205	\$41	\$164	\$0
PWS	58097	Mas Katy Islamic Center, A Subsidiary Of Muslim American Society, Houston	2019-1116-PWS-E	HARRIS	6/30/2020	\$3,300	\$660	\$2,640	\$0
PWS	58460	Aqua Utilities, Inc.	2019-1503-PWS-E	BRAZORIA	6/30/2020	\$3,370	\$674	\$2,696	\$0
PWS	53821	Ann Robinson	2020-0667-UCR-E	HILL	7/1/2020	\$0	\$0	\$0	\$0
PWS	58379	Undine Texas, LLC	2019-1396-PWS-E	BRAZORIA	7/6/2020	\$441	\$0	\$441	\$0
PWS	51354	Sam Rayburn Water, Inc.	2019-1692-PWS-E	SAN AUGUSTINE	7/6/2020	\$277	\$0	\$277	\$0
PWS	58530	Trent Water Works, Inc.	2019-1577-PWS-E	WALLER	7/14/2020	\$1,456	\$291	\$1,165	\$0
PWS	58325	City of Ferris	2019-1347-PWS-E	ELLIS	7/14/2020	\$416	\$163	\$253	\$0
PWS	58814	Rural Bardwell WSC	2020-0160-PWS-E	ELLIS	7/14/2020	\$125	\$25	\$100	\$0
PWS	58804	City of Odem	2020-0097-PWS-E	SAN PATRICIO	7/14/2020	\$230	\$46	\$184	\$0
PWS	58802	High Point Village, Inc.	2020-0086-PWS-E	LUBBOCK	7/14/2020	\$635	\$127	\$508	\$0
PWS	57405	City of Rosebud	2019-0353-PWS-E	FALLS	7/14/2020	\$525	\$0	\$525	\$0
PWS	58769	Pearland Malibu Enterprises, LLC	2020-0048-PWS-E	BRAZORIA	7/14/2020	\$175	\$35	\$140	\$0
PWS	58627	Jrm Water L.L.C.	2019-1710-PWS-E	VICTORIA	7/14/2020	\$217	\$43	\$174	\$0
PWS	57640	DLH Construction, Inc.	2019-0621-PWS-E	GALVESTON	7/14/2020	\$52	\$10	\$42	\$0
PWS	58770	City of Willow Park	2020-0049-PWS-E	PARKER	7/14/2020	\$157	\$31	\$126	\$0
PWS	58755	Utilities Investment Company, Inc.	2020-0023-PWS-E	TRINITY	7/14/2020	\$1,755	\$351	\$1,404	\$0
PWS	58168	Allen Watts	2019-1165-PWS-E	GUADALUPE	7/14/2020	\$3,286	\$0	\$3,286	\$0
PWS	58981	JULIAN CAMACHO	2020-0310-WOC-E	HARRIS	7/14/2020	\$175	\$0	\$175	\$0
PWS	58681	Aqua Utilities, Inc.	2020-0051-PWS-E	PARKER	7/14/2020	\$1,000	\$200	\$800	\$0
PWS	58800	Kishan N. Kabir, LLC	2020-0085-PWS-E	CARSON	7/14/2020	\$105	\$21	\$84	\$0
PWS	58847	City Of Melvin	2020-0121-PWS-E	MCCULLOCH	7/14/2020	\$765	\$153	\$612	\$0
PWS	55035	Oilton Rural Water Supply Corporation The State of Texas	2019-1227-PWS-E	WEBB	7/20/2020	\$987	\$0	\$987	\$0
PWS	49755	Ha Van Nguyen	2019-1099-PWS-E	BURNET	7/20/2020	\$747	\$0	\$747	\$0
PWS	57017	FENSTERBUSH, HEIDI *	2018-1677-PWS-E	*MULTIPLE	7/20/2020	\$989	\$742	\$247	\$0
PWS	57901	Dale W. Haggard	2019-0886-PWS-E	CASS	7/20/2020	\$350	\$0	\$350	\$0
PWS	57670	Mesquite Tranquility, LLC	2019-0649-PWS-E	BREWSTER	7/20/2020	\$3,859	\$0	\$3,859	\$0
PWS	57317	Seng Phet Souimaniphanh	2019-0275-MLM-E	WISE	7/20/2020	\$22,779	\$0	\$22,779	\$0
PWS	56546	River Acres Water Supply Corporation	2018-1128-PWS-E	NUECES	7/20/2020	\$168	\$0	\$168	\$0
PWS	56877	Manchaca Baptist Church, Inc.	2018-1531-PWS-E	TRAVIS	7/20/2020	\$517	\$0	\$517	\$0
PWS	58813	City of Wills Point	2020-0099-PWS-E	VAN ZANDT	8/4/2020	\$600	\$120	\$480	\$0
PWS	58896	ERLING JOHNSON, LLC	2020-0207-PWS-E	LLANO	8/4/2020	\$1,735	\$1,151	\$584	\$0
PWS	58689	Lake Livingston Water Supply Corporation	2019-1757-PWS-E	POLK	8/4/2020	\$1,897	\$379	\$1,518	\$0
PWS	58453	Debbie Sharp *	2019-1506-PWS-E	LUBBOCK	8/4/2020	\$737	\$390	\$347	\$0



Singles Programs

Appendix 1: List of Administrative Orders Issued Monthly - FY2020

Date Range Selected : 9/1/2019 - 8/31/2020

PGM	Case No.	Respondent Name	Docket#	County	Order Date	Penalty Assessed	Penalty Deferred	Payable Amount	SEP Offset
PWS	58435	DG RV Properties, LLC	2019-1468-PWS-E	SAN JACINTO	8/4/2020	\$3,674	\$734	\$2,940	\$0
PWS	58936	GENE HAYMAN	2020-0264-WOC-E	HARRIS	8/4/2020	\$175	\$0	\$175	\$0
PWS	58122	Plains Baptist Assembly	2019-1142-PWS-E	FLOYD	8/4/2020	\$1,410	\$282	\$1,128	\$0
PWS	58625	Aqua Texas, Inc.	2019-1711-PWS-E	HARRIS	8/4/2020	\$405	\$0	\$405	\$0
PWS	58610	Harleton Water Supply Corp	2019-1668-PWS-E	HARRISON	8/4/2020	\$1,635	\$0	\$1,635	\$0
PWS	58886	Blue Bell Manor Utility Co., Inc.	2020-0195-PWS-E	HARRIS	8/4/2020	\$50	\$10	\$40	\$0
PWS	58577	Starrville Water Supply Corporation	2019-1631-PWS-E	SMITH	8/4/2020	\$1,725	\$0	\$1,725	\$0
PWS	58982	V A V Investments, LLC	2020-0302-PWS-E	TARRANT	8/4/2020	\$100	\$20	\$80	\$0
PWS	58613	Lake Fork Water Supply Corp.	2019-1677-PWS-E	WOOD	8/4/2020	\$1,605	\$0	\$1,605	\$0
PWS	58854	Medina Children's Home	2020-0141-PWS-E	BANDERA	8/4/2020	\$6,300	\$1,260	\$5,040	\$0
PWS	58891	Town of Lakewood Village	2020-0201-PWS-E	DENTON	8/4/2020	\$105	\$21	\$84	\$0
PWS	58614	Taborca Properties, LLC	2019-1706-PWS-E	PARKER	8/4/2020	\$345	\$345	\$0	\$0
PWS	58454	Debra J Hindman *	2019-1505-PWS-E	COMAL	8/4/2020	\$900	\$180	\$720	\$0
PWS	58987	River Oaks Water Supply Corporation	2020-0314-PWS-E	MATAGORDA	8/4/2020	\$52	\$10	\$42	\$0
PWS	58422	Beach RV Partnership, Ltd.	2019-1452-PWS-E	LLANO	8/16/2020	\$5,195	\$3,900	\$1,295	\$0
PWS	58753	Jim Wells County Fresh Water Supply District 1	2020-0021-PWS-E	JIM WELLS	8/16/2020	\$1,769	\$1,592	\$177	\$0
PWS	58264	Specht's Operations, LLC	2019-1264-PWS-E	BEXAR	8/16/2020	\$242	\$0	\$242	\$0
PWS	51688	Sam Rayburn Water, Inc.	2019-1730-PWS-E	SAN AUGUSTINE	8/16/2020	\$250	\$0	\$250	\$0
PWS	58583	Texas Water Systems, Inc.	2019-1653-PWS-E	GREGG	8/16/2020	\$1,012	\$0	\$1,012	\$0
PWS	50142	Heart O' Texas Council of the Boy Scouts of America	2019-0517-PWS-E	PALO PINTO	8/16/2020	\$21,990	\$0	\$21,990	\$0
PWS	58889	Sunnyside Rv LLC	2020-0198-PWS-E	HOOD	8/18/2020	\$310	\$62	\$248	\$0
PWS	57972	Rio Water Supply Corporation	2019-0970-PWS-E	STARR	8/18/2020	\$1,365	\$273	\$1,092	\$0
PWS	58719	SMITH, MARION J	2019-1791-PWS-E	LUBBOCK	8/18/2020	\$791	\$158	\$633	\$0
PWS	58908	Dwk Group Holdings, LLC	2020-0225-PWS-E	BANDERA	8/18/2020	\$1,746	\$349	\$1,397	\$0
PWS	58898	Southern Horizons Development, Inc	2020-0210-PWS-E	LIBERTY	8/18/2020	\$922	\$184	\$738	\$0
PWS	58947	Ashley And Fagan Investments Co., Inc.	2020-0265-PWS-E	KENT	8/18/2020	\$1,431	\$286	\$1,145	\$0
PWS	58738	Kott Liveoaks Inc.	2020-0017-PWS-E	GILLESPIE	8/18/2020	\$1,773	\$354	\$1,419	\$0
PWS	58907	Monarch Utilities I L.P.	2020-0221-PWS-E	HOOD	8/27/2020	\$3,510	\$0	\$3,510	\$0
PWS	58803	MAXWELL WATER SUPPLY CORPORATION	2020-0084-PWS-E	CALDWELL	8/27/2020	\$3,450	\$0	\$3,450	\$0
PWS	57545	City of Chico	2019-0525-PWS-E	WISE	8/27/2020	\$1,380	\$0	\$1,380	\$0
PWS	58425	West Harris County Municipal Utility District 9	2019-1450-PWS-E	HARRIS	8/27/2020	\$345	\$345	\$0	\$0
PWS	58904	Webb County	2020-0213-PWS-E	WEBB	8/27/2020	\$2,100	\$0	\$2,100	\$0
PWS	53013	CATEX Acquisitions, LLC	2019-0401-PWS-E	LEE	8/27/2020	\$17,899	\$0	\$17,899	\$0
<b>Subtotal for PWS : 444</b>						<b>\$548,105</b>	<b>\$68,024</b>	<b>\$465,296</b>	<b>\$14,785</b>
WATEF	48979	REVELLE PEAK RANCH, L.L.C.	2014-1024-WR-E	BURNET	3/6/2020	\$8,000	\$0	\$8,000	\$0
WATEF	50360	Town of Addison	2015-0549-WR-E	DALLAS	7/6/2020	\$34,000	\$0	\$34,000	\$0
<b>Subtotal for WATERIGHT : 2</b>						<b>\$42,000</b>	<b>\$0</b>	<b>\$42,000</b>	<b>\$0</b>
WQ	56621	City of Milford	2018-1205-MWD-E	ELLIS	9/3/2019	\$3,938	\$787	\$3,151	\$0
WQ	56677	Texas Department of Transportation	2018-1261-MWD-E	NAVARRO	9/3/2019	\$6,500	\$1,300	\$0	\$5,200
WQ	57915	The Riverside Group, Inc.	2019-0917-WQ-E	SMITH	9/10/2019	\$875	\$0	\$875	\$0
WQ	56902	PALO ALTO SILICA SAND, INC.	2018-1651-WQ-E	ATASCOSA	9/10/2019	\$2,000	\$400	\$1,600	\$0
WQ	56909	City of Splendor	2018-1571-MWD-E	MONTGOMERY	9/10/2019	\$3,000	\$600	\$2,400	\$0
WQ	56910	SI Group, Inc.	2018-1549-IWD-E	BRAZORIA	9/10/2019	\$5,050	\$1,010	\$4,040	\$0

## Singles Programs

## Appendix 1: List of Administrative Orders Issued Monthly - FY2020

Date Range Selected : 9/1/2019 - 8/31/2020

PGM	Case No.	Respondent Name	Docket#	County	Order Date	Penalty Assessed	Penalty Deferred	Payable Amount	SEP Offset
WQ	57910	Allen Keller Co. I, LLC	2019-0910-WQ-E	CROCKETT	9/10/2019	\$875	\$0	\$875	\$0
WQ	57907	Allen Keller Co. I, LLC	2019-0911-WQ-E	MASON	9/10/2019	\$875	\$0	\$875	\$0
WQ	57182	Ceci-Bates Commercial, LLC	2019-0123-WQ-E	DENTON	9/10/2019	\$875	\$0	\$875	\$0
WQ	56947	ALAM, JAMIL	2018-1601-EAQ-E	TRAVIS	9/10/2019	\$1,875	\$375	\$1,500	\$0
WQ	56683	City of Roma	2018-1270-MWD-E	STARR	9/16/2019	\$17,013	\$3,402	\$13,611	\$0
WQ	56811	Stermaster Properties, LLC	2018-1435-EAQ-E	WILLIAMSON	9/16/2019	\$12,650	\$2,530	\$10,120	\$0
WQ	56835	City of Emory	2018-1466-MWD-E	RAINS	9/16/2019	\$10,062	\$2,012	\$0	\$8,050
WQ	56464	City of Gainesville	2018-1044-MWD-E	COOKE	9/16/2019	\$37,375	\$0	\$0	\$37,375
WQ	56357	PHILLIPS 66 COMPANY	2018-0923-IWD-E	BRAZORIA	9/16/2019	\$30,000	\$6,000	\$12,000	\$12,000
WQ	55809	Town of Ponder	2018-0369-MWD-E	DENTON	9/16/2019	\$29,250	\$0	\$0	\$29,250
WQ	56270	City of Hutchins	2018-0824-WQ-E	DALLAS	9/16/2019	\$5,625	\$0	\$0	\$5,625
WQ	56922	City of Baytown	2018-1556-MWD-E	HARRIS	9/16/2019	\$19,050	\$3,810	\$0	\$15,240
WQ	57165	Texas Building Products, Inc.	2019-0090-WQ-E	PALO PINTO	9/24/2019	\$1,000	\$200	\$800	\$0
WQ	57291	Perry Homes, LLC	2019-0238-WQ-E	MONTGOMERY	9/24/2019	\$2,001	\$400	\$1,601	\$0
WQ	55652	City of Smithville	2018-0147-MWD-E	BASTROP	9/24/2019	\$7,300	\$1,460	\$0	\$5,840
WQ	57957	LAPPE CONSTRUCTION SOUTH, LLC	2019-0953-WQ-E	NUECES	9/24/2019	\$875	\$0	\$875	\$0
WQ	56432	City of Rockdale	2018-1013-MWD-E	MILAM	10/1/2019	\$39,250	\$0	\$0	\$39,250
WQ	56434	Jeremy & Will, Inc.	2018-1015-WQ-E	SOMERVELL	10/1/2019	\$23,658	\$4,731	\$18,927	\$0
WQ	56584	MATAMOROS, JESUS	2018-1177-WQ-E	EL PASO	10/8/2019	\$1,063	\$212	\$851	\$0
WQ	57905	Redi-Mix, LLC	2019-0900-WQ-E	SAN PATRICIO	10/8/2019	\$875	\$0	\$875	\$0
WQ	58080	Ray French Land Company, Ltd.	2019-1097-WQ-E	PARKER	10/8/2019	\$875	\$0	\$875	\$0
WQ	58046	Canyon West Construction, LLC	2019-1083-WQ-E	PARKER	10/8/2019	\$875	\$0	\$875	\$0
WQ	56354	Sal Construction Management, LLC	2018-0919-WQ-E	WEBB	10/8/2019	\$938	\$187	\$751	\$0
WQ	56680	Texas National Municipal Utility District	2018-1269-MWD-E	MONTGOMERY	10/21/2019	\$7,812	\$1,562	\$6,250	\$0
WQ	53795	Interstate Pipeline Utility Construction, LLC	2017-0211-WQ-E	DENTON	10/21/2019	\$7,538	\$0	\$7,538	\$0
WQ	57222	Bartlett Cocke General Contractors, LLC	2019-0174-WQ-E	KENDALL	10/22/2019	\$4,688	\$937	\$3,751	\$0
WQ	57072	QUANTCORP CONSTRUCTION, LLC.	2018-1737-WQ-E	WEBB	10/22/2019	\$4,875	\$975	\$3,900	\$0
WQ	57558	M & H Crates, Inc.	2019-0533-WQ-E	CHEROKEE	10/22/2019	\$1,312	\$262	\$1,050	\$0
WQ	57300	San Saba Aggregates, LLC	2019-0263-AIR-E	SAN SABA	10/22/2019	\$1,250	\$250	\$1,000	\$0
WQ	56393	INEOS NITRILES USA LLC	2018-0979-IWD-E	CALHOUN	10/25/2019	\$42,400	\$0	\$21,200	\$21,200
WQ	55978	City Of Olton	2018-0508-MWD-E	LAMB	10/25/2019	\$26,189	\$5,237	\$0	\$20,952
WQ	56544	ESPINOZA, BERNARDO	2018-1394-EAQ-E	WILLIAMSON	10/25/2019	\$9,750	\$0	\$9,750	\$0
WQ	56694	Liberty Utilities (Woodmark Sewer) Corp.	2018-1276-MWD-E	SMITH	10/25/2019	\$12,375	\$0	\$6,188	\$6,187
WQ	55858	Mo-Vac Service Company	2018-0389-WQ-E	WEBB	10/25/2019	\$20,000	\$4,000	\$16,000	\$0
WQ	56795	Trinity River Authority Of Texas	2018-1494-MWD-E	DALLAS	10/25/2019	\$6,563	\$0	\$6,563	\$0
WQ	56467	City of Palmer	2018-1059-MWD-E	ELLIS	10/25/2019	\$14,625	\$2,925	\$0	\$11,700
WQ	56329	City of Pearsall	2018-0888-MWD-E	FRIO	10/25/2019	\$11,625	\$2,325	\$0	\$9,300
WQ	56640	City of Waxahachie	2018-1225-WQ-E	ELLIS	10/25/2019	\$5,025	\$0	\$0	\$5,025
WQ	57266	GBW RAILCAR SERVICES, L.L.C.	2019-0216-MWD-E	HARRISON	11/5/2019	\$7,027	\$1,405	\$5,622	\$0
WQ	57225	City Of Menard	2019-0186-MWD-E	MENARD	11/5/2019	\$3,000	\$600	\$2,400	\$0
WQ	56490	Top Of The Hill Properties, LLC	2018-1085-EAQ-E	HAYS	11/5/2019	\$3,750	\$750	\$3,000	\$0
WQ	57089	East Montgomery County MUD 4	2018-1755-MWD-E	MONTGOMERY	11/5/2019	\$2,625	\$525	\$2,100	\$0
WQ	56927	FMC Technologies, Inc.	2018-1569-IWD-E	HARRIS	11/5/2019	\$7,155	\$1,431	\$5,724	\$0

## Singles Programs

## Appendix 1: List of Administrative Orders Issued Monthly - FY2020

Date Range Selected : 9/1/2019 - 8/31/2020

PGM	Case No.	Respondent Name	Docket#	County	Order Date	Penalty Assessed	Penalty Deferred	Payable Amount	SEP Offset
WQ	56960	Active Deployment Systems, Inc.	2018-1613-EAQ-E	HAYS	11/5/2019	\$3,750	\$750	\$3,000	\$0
WQ	56912	C-RAY DEVELOPMENT GROUP LLC	2018-1559-EAQ-E	HAYS	11/5/2019	\$938	\$0	\$938	\$0
WQ	57185	Corpus Christi People's Baptist Church	2019-0120-MWD-E	NUECES	11/5/2019	\$3,375	\$675	\$2,700	\$0
WQ	57451	City of Jourdanon	2019-0415-MWD-E	ATASCOSA	11/5/2019	\$1,250	\$250	\$1,000	\$0
WQ	35088	City of Childress	2017-0264-MWD-E	CHILDRESS	11/22/2019	\$94,876	\$0	\$0	\$94,876
WQ	55976	City of Streetman	2018-0507-MWD-E	FREESTONE	11/22/2019	\$24,412	\$4,882	\$0	\$19,530
WQ	55737	Realtex Ventures, LP	2018-0245-EAQ-E	TRAVIS	11/22/2019	\$12,500	\$2,500	\$10,000	\$0
WQ	56486	Impact Waste, LLC	2018-1076-SLG-E	JEFFERSON	11/22/2019	\$18,375	\$3,675	\$14,700	\$0
WQ	57614	City of West	2019-0596-MWD-E	MCLENNAN	12/3/2019	\$7,250	\$1,450	\$5,800	\$0
WQ	57336	City of Sundown	2019-0295-MWD-E	HOCKLEY	12/3/2019	\$6,562	\$1,312	\$0	\$5,250
WQ	56401	Williamson County	2018-0982-EAQ-E	WILLIAMSON	12/3/2019	\$6,750	\$1,350	\$5,400	\$0
WQ	57497	Mansfield Sand & Select, LLC	2019-0474-WQ-E	TARRANT	12/3/2019	\$1,188	\$237	\$951	\$0
WQ	57952	Dunn & Stone Builders, LLC	2019-0954-WQ-E	MONTGOMERY	12/17/2019	\$938	\$187	\$751	\$0
WQ	58060	THORNTON, MICHAEL TREY	2019-1213-WQ-E	TAYLOR	12/17/2019	\$875	\$0	\$875	\$0
WQ	58421	Sumeer Homes, Inc.	2019-1457-WQ-E	DENTON	12/17/2019	\$875	\$0	\$875	\$0
WQ	57769	KNIGHT, DAVID	2019-0743-WQ-E	CALHOUN	12/17/2019	\$1,312	\$262	\$1,050	\$0
WQ	57044	Sprovy 7 Applegate TX 1, LLC	2018-1710-EAQ-E	WILLIAMSON	12/17/2019	\$4,875	\$975	\$3,900	\$0
WQ	57227	HERNANDEZ, CHRISTINE SUE *	2019-0169-EAQ-E	WILLIAMSON	12/17/2019	\$5,000	\$1,000	\$4,000	\$0
WQ	57667	Decoty Coffee Company	2019-0652-WQ-E	TOM GREEN	12/17/2019	\$1,626	\$325	\$1,301	\$0
WQ	56801	SCHEFFLER, JOEY	2018-1423-OSI-E	LIBERTY	12/17/2019	\$250	\$50	\$200	\$0
WQ	58358	Quality Homes of Abilene, LLC	2019-1387-WQ-E	TAYLOR	12/17/2019	\$875	\$0	\$875	\$0
WQ	57676	Quick Stripe Paving, Inc.	2019-0659-AIR-E	LUBBOCK	12/17/2019	\$1,250	\$250	\$1,000	\$0
WQ	58084	Noble Classic Homes, Inc.	2019-1118-WQ-E	DENTON	12/17/2019	\$875	\$0	\$875	\$0
WQ	56885	City of Weslaco	2018-1522-MWD-E	HIDALGO	12/18/2019	\$14,287	\$2,857	\$0	\$11,430
WQ	57267	City of Corinth	2019-0218-WQ-E	DENTON	12/18/2019	\$4,875	\$0	\$4,875	\$0
WQ	56445	City of White Settlement	2018-1047-WQ-E	TARRANT	12/18/2019	\$5,250	\$0	\$0	\$5,250
WQ	56523	City of Elsa	2018-1103-WQ-E	HIDALGO	12/18/2019	\$11,250	\$2,250	\$0	\$9,000
WQ	57197	Meadowhill Regional MUD	2019-0144-MWD-E	HARRIS	12/18/2019	\$32,025	\$6,405	\$0	\$25,620
WQ	57149	City of Aubrey	2019-0086-MWD-E	DENTON	12/18/2019	\$9,375	\$1,875	\$0	\$7,500
WQ	56891	City of Horseshoe Bay	2018-1529-MWD-E	LLANO	12/18/2019	\$7,500	\$0	\$0	\$7,500
WQ	57226	City of Queen City	2019-0168-MWD-E	CASS	12/18/2019	\$8,750	\$1,750	\$7,000	\$0
WQ	56754	SHADE STRUCTURES, INC.	2018-1383-WQ-E	DALLAS	12/18/2019	\$7,500	\$0	\$7,500	\$0
WQ	56861	City of Liberty	2018-1495-MWD-E	LIBERTY	12/18/2019	\$16,200	\$3,240	\$0	\$12,960
WQ	54544	P C S Development Company	2017-0785-MWD-E	ORANGE	12/18/2019	\$22,363	\$18,763	\$3,600	\$0
WQ	57674	WILLIS, JACK	2019-0657-WQ-E	TOM GREEN	1/14/2020	\$2,000	\$400	\$1,600	\$0
WQ	57813	Western Springs Apartments, LP	2019-0799-EAQ-E	HAYS	1/14/2020	\$6,750	\$1,350	\$5,400	\$0
WQ	57816	City of Lorenzo	2019-0788-MWD-E	CROSBY	1/14/2020	\$5,250	\$1,050	\$4,200	\$0
WQ	57269	City of Colorado City	2019-0222-MWD-E	MITCHELL	1/21/2020	\$3,375	\$0	\$3,375	\$0
WQ	57236	Bell County Water Control & Improvement District 2	2019-0183-MWD-E	BELL	1/21/2020	\$19,500	\$0	\$19,500	\$0
WQ	56957	City of Hooks	2018-1607-MWD-E	BOWIE	1/21/2020	\$85,000	\$0	\$0	\$85,000
WQ	57150	City of Grapevine	2019-0085-MWD-E	TARRANT	1/21/2020	\$6,000	\$0	\$6,000	\$0
WQ	57235	SHALIMAR FORT WORTH, LP	2019-0182-MWD-E	JOHNSON	1/21/2020	\$11,314	\$2,262	\$9,052	\$0
WQ	57140	City of White Oak	2019-0072-MWD-E	GREGG	1/21/2020	\$9,000	\$1,800	\$0	\$7,200

## Singles Programs

## Appendix 1: List of Administrative Orders Issued Monthly - FY2020

Date Range Selected : 9/1/2019 - 8/31/2020

PGM	Case No.	Respondent Name	Docket#	County	Order Date	Penalty Assessed	Penalty Deferred	Payable Amount	SEP Offset
WQ	57412	Huntsman Petrochemical LLC	2019-0365-IWD-E	MONTGOMERY	1/21/2020	\$18,150	\$3,630	\$7,260	\$7,260
WQ	56829	City of Nacogdoches	2018-1509-MWD-E	NACOGDOCHES	1/21/2020	\$7,175	\$0	\$7,175	\$0
WQ	57122	West Memorial MUD	2019-0054-MWD-E	HARRIS	1/21/2020	\$41,563	\$0	\$0	\$41,563
WQ	57975	City of Groesbeck	2019-0980-MWD-E	LIMESTONE	1/28/2020	\$3,938	\$787	\$3,151	\$0
WQ	57945	Sportsman's World Municipal Utility District	2019-0943-IWD-E	PALO PINTO	1/28/2020	\$3,525	\$705	\$2,820	\$0
WQ	57788	Anderson Columbia Co., Inc.	2019-1060-EAQ-E	COMAL	1/28/2020	\$1,125	\$225	\$900	\$0
WQ	57861	City of Troy	2019-0849-MWD-E	BELL	1/28/2020	\$2,500	\$500	\$2,000	\$0
WQ	58031	Centex Materials LLC	2019-1044-EAQ-E	HAYS	1/28/2020	\$1,150	\$230	\$920	\$0
WQ	53224	City of Moody	2016-1581-MWD-E	MCLENNAN	1/28/2020	\$5,325	\$0	\$0	\$5,325
WQ	57141	Orange County Water Control and Improvement District No. 1	2019-0071-MWD-E	ORANGE	1/28/2020	\$4,125	\$825	\$3,300	\$0
WQ	56791	WOODRIDGE HOMES I, LP	2018-1408-WQ-E	KENDALL	1/28/2020	\$3,125	\$625	\$2,500	\$0
WQ	57759	City of Cranfills Gap	2019-0737-MWD-E	BOSQUE	1/28/2020	\$2,875	\$575	\$0	\$2,300
WQ	51502	Dm Custom Homes, LLC	2015-1675-WQ-E	VICTORIA	1/28/2020	\$3,679	\$735	\$2,944	\$0
WQ	56187	J. D. Timber & Land, LLC	2018-0724-WQ-E	NACOGDOCHES	1/28/2020	\$3,937	\$0	\$3,937	\$0
WQ	57591	Orangefield Water Supply Corporation	2019-0570-MWD-E	ORANGE	1/28/2020	\$4,125	\$825	\$3,300	\$0
WQ	54489	Angelina County Water Control Improvement District 4	2017-0726-WQ-E	ANGELINA	1/28/2020	\$6,700	\$6,700	\$0	\$0
WQ	57123	Town of Flower Mound	2019-0056-WQ-E	DENTON	2/3/2020	\$6,563	\$0	\$0	\$6,563
WQ	57593	Quail Run Services, LLC	2019-0569-MWD-E	REEVES	2/3/2020	\$10,963	\$2,192	\$8,771	\$0
WQ	57841	City of Byers	2019-0841-MWD-E	CLAY	2/11/2020	\$4,125	\$825	\$3,300	\$0
WQ	57924	Aqua Texas, Inc.	2019-0926-MWD-E	HARRIS	2/11/2020	\$3,000	\$600	\$2,400	\$0
WQ	58567	M & H Manufacturing, Inc.	2019-1621-WQ-E	GREGG	2/11/2020	\$875	\$0	\$875	\$0
WQ	57582	Landers Precast Concrete, LLC	2019-0559-WQ-E	TOM GREEN	2/11/2020	\$3,375	\$675	\$2,700	\$0
WQ	56982	Lazy Oaks Ranch, LP	2019-0343-EAQ-E	HAYS	2/11/2020	\$2,813	\$562	\$2,251	\$0
WQ	57978	Rattler Rock, Inc.	2019-0984-WQ-E	HILL	2/11/2020	\$5,000	\$1,000	\$4,000	\$0
WQ	57492	Lake Conroe Holdings, LLC	2019-0455-WQ-E	MONTGOMERY	2/14/2020	\$9,375	\$1,875	\$7,500	\$0
WQ	56024	LyondellBasell Acetyls, LLC *	2018-0544-IWD-E	HARRIS	2/14/2020	\$109,903	\$21,980	\$43,962	\$43,961
WQ	55148	City of Castroville	2017-1458-MWD-E	MEDINA	2/14/2020	\$77,700	\$15,540	\$0	\$62,160
WQ	57387	Schertz/Seguin Local Government Corporation	2019-0330-SLG-E	GONZALES	2/25/2020	\$4,063	\$812	\$0	\$3,251
WQ	58187	Knife River Corporation - South	2019-1193-WQ-E	HARDIN	2/25/2020	\$1,175	\$235	\$940	\$0
WQ	56823	PATEL, RAJ	2018-1446-WQ-E	GREGG	2/25/2020	\$3,751	\$750	\$3,001	\$0
WQ	56433	Granbury Excavating, Inc.	2018-1014-WQ-E	HOOD	3/3/2020	\$6,125	\$0	\$6,125	\$0
WQ	57521	City of East Tawakoni	2019-0500-MWD-E	RAINS	3/5/2020	\$20,625	\$4,125	\$0	\$16,500
WQ	56463	City of Kingsville	2018-1065-MWD-E	KLEBERG	3/5/2020	\$38,750	\$0	\$0	\$38,750
WQ	57398	The Chemours Company FC, LLC	2019-0340-IWD-E	SAN PATRICIO	3/5/2020	\$30,187	\$6,037	\$12,075	\$12,075
WQ	57427	Riverbend Water Resources District	2019-0390-IWD-E	BOWIE	3/5/2020	\$46,037	\$0	\$0	\$46,037
WQ	57675	KHBM Partners III, Ltd.	2019-0658-WQ-E	MONTGOMERY	3/6/2020	\$8,438	\$1,687	\$6,751	\$0
WQ	57831	City of Universal City	2019-0813-WQ-E	BEXAR	3/6/2020	\$4,875	\$0	\$4,875	\$0
WQ	56651	North Texas Municipal Water District	2018-1236-WQ-E	COLLIN	3/6/2020	\$7,275	\$0	\$0	\$7,275
WQ	57407	Glenn A. Smith Corporation	2019-0364-WQ-E	SMITH	3/6/2020	\$8,500	\$1,700	\$6,800	\$0
WQ	58458	Allkin Construction, Inc.	2019-1495-WQ-E	WILLIAMSON	3/10/2020	\$875	\$0	\$875	\$0
WQ	58646	PILKINGTON, RANDALL L	2019-1691-OSI-E	HARRISON	3/10/2020	\$175	\$0	\$175	\$0
WQ	57977	Quiktrip Corporation	2019-0985-MLM-E	COMAL	3/10/2020	\$1,813	\$362	\$1,451	\$0
WQ	57880	Stonetown Pleasant Oaks, LLC	2019-0868-MWD-E	JOHNSON	3/24/2020	\$5,300	\$1,060	\$4,240	\$0

Date Range Selected : 9/1/2019 - 8/31/2020

PGM	Case No.	Respondent Name	Docket#	County	Order Date	Penalty Assessed	Penalty Deferred	Payable Amount	SEP Offset
WQ	58208	Rexco, Inc.	2019-1218-WQ-E	DEWITT	3/24/2020	\$5,000	\$1,000	\$4,000	\$0
WQ	56641	City Of Robert Lee	2018-1223-MWD-E	COKE	4/2/2020	\$27,125	\$5,425	\$0	\$21,700
WQ	57650	City of Gustine	2019-0625-MWD-E	COMANCHE	4/7/2020	\$5,325	\$1,065	\$0	\$4,260
WQ	57348	City of Ralls	2019-0302-MWD-E	CROSBY	4/7/2020	\$3,937	\$787	\$0	\$3,150
WQ	57798	City of Kerrville	2019-0773-MWD-E	KERR	4/7/2020	\$6,375	\$1,275	\$5,100	\$0
WQ	57863	Egert Dirt Works LLC	2019-0933-WQ-E	LUBBOCK	4/7/2020	\$5,000	\$1,000	\$4,000	\$0
WQ	58443	TEXAS REGIONAL BANK	2019-1482-EAQ-E	HAYS	4/7/2020	\$938	\$187	\$751	\$0
WQ	58059	GUTERMUTH, ROBERT S	2019-1104-EAQ-E	TRAVIS	4/7/2020	\$1,875	\$375	\$1,500	\$0
WQ	57706	Henson Tools, L.L.C.	2019-0689-WQ-E	TOM GREEN	4/7/2020	\$3,000	\$600	\$2,400	\$0
WQ	57592	City of Spearman	2019-0571-MWD-E	HANSFORD	4/13/2020	\$16,537	\$3,307	\$13,230	\$0
WQ	57655	City of Denton	2019-0654-MWD-E	DENTON	4/13/2020	\$13,500	\$0	\$13,500	\$0
WQ	56809	Wyman-Gordon Forgings, Inc.	2018-1434-IWD-E	HARRIS	4/13/2020	\$39,637	\$7,927	\$31,710	\$0
WQ	58078	REPUBLIC METAL ROOFING LLC	2019-1185-EAQ-E	WILLIAMSON	4/13/2020	\$13,750	\$2,750	\$11,000	\$0
WQ	57805	Horizon Regional Municipal Utility District	2019-0785-MWD-E	EL PASO	4/13/2020	\$18,600	\$3,720	\$14,880	\$0
WQ	57794	Midkiff Holdings, LLC	2019-0778-WQ-E	DENTON	4/13/2020	\$5,625	\$0	\$5,625	\$0
WQ	57528	City of Crockett	2019-0506-MWD-E	HOUSTON	4/13/2020	\$11,250	\$2,250	\$0	\$9,000
WQ	57789	White Oak Bayou Joint Powers Board	2019-0981-MWD-E	HARRIS	4/13/2020	\$15,750	\$3,150	\$12,600	\$0
WQ	57889	City of Paris	2019-0876-MWD-E	LAMAR	4/13/2020	\$19,050	\$3,810	\$15,240	\$0
WQ	57758	Aqua Texas, Inc.	2019-0738-MWD-E	CHAMBERS	4/13/2020	\$15,187	\$3,037	\$12,150	\$0
WQ	57478	S. J. Louis Construction of Texas Ltd.	2019-0454-WQ-E	TARRANT	4/21/2020	\$963	\$0	\$963	\$0
WQ	57195	Rpm Oilfield Services Inc.	2019-0148-SLG-E	PANOLA	4/27/2020	\$15,325	\$3,065	\$12,260	\$0
WQ	56471	290 East Bush, Inc.	2018-1058-EAQ-E	HAYS	4/27/2020	\$19,000	\$3,800	\$15,200	\$0
WQ	54747	Arnold Trucking, Inc.	2019-0129-WQ-E	HARRISON	4/27/2020	\$3,000	\$0	\$3,000	\$0
WQ	56873	City of Big Lake	2018-1512-MWD-E	REAGAN	4/27/2020	\$21,563	\$0	\$0	\$21,563
WQ	55445	Keith Woodard	2017-1772-WQ-E	JASPER	4/27/2020	\$3,750	\$0	\$3,750	\$0
WQ	58807	Isaiah Martinez	2020-0094-WQ-E	TAYLOR	4/28/2020	\$875	\$0	\$875	\$0
WQ	58772	Kyle Paul Construction, LLC	2020-0055-WQ-E	TAYLOR	4/28/2020	\$875	\$0	\$875	\$0
WQ	58621	SMALL, DARRYL R	2019-1715-OSS-E	ELLIS	4/28/2020	\$175	\$0	\$175	\$0
WQ	58758	Abstract Contractors, LLC	2020-0027-WQ-E	TAYLOR	4/28/2020	\$875	\$0	\$875	\$0
WQ	58762	MCCAA, BILL	2020-0030-WQ-E	SMITH	4/28/2020	\$875	\$0	\$875	\$0
WQ	58790	Jeremy & Will, Inc.	2020-0054-WQ-E	COKE	4/28/2020	\$875	\$0	\$875	\$0
WQ	58006	City of Devine	2019-1024-MWD-E	MEDINA	4/28/2020	\$7,000	\$1,400	\$5,600	\$0
WQ	58468	City of Jewett	2019-1509-MWD-E	LEON	4/28/2020	\$4,125	\$825	\$3,300	\$0
WQ	58824	Riverside Homebuilders, Ltd.	2020-0111-WQ-E	WISE	4/28/2020	\$875	\$0	\$875	\$0
WQ	57658	S & S Cabinet Shop, Inc.	2019-0747-WQ-E	TOM GREEN	4/28/2020	\$2,000	\$400	\$1,600	\$0
WQ	57408	Icon Builders, L.L.C.	2019-0482-WQ-E	HARDIN	5/5/2020	\$4,313	\$862	\$3,451	\$0
WQ	57523	City of Georgetown	2019-0501-MWD-E	WILLIAMSON	5/5/2020	\$4,762	\$952	\$3,810	\$0
WQ	58485	Sanderson Farms, Inc. (Production Division)	2019-1519-IWD-E	ROBERTSON	5/5/2020	\$6,375	\$1,275	\$5,100	\$0
WQ	58040	City of San Augustine	2019-1053-MWD-E	SAN AUGUSTINE	5/5/2020	\$4,175	\$835	\$3,340	\$0
WQ	58177	San Antonio Water System	2019-1408-EAQ-E	BEXAR	5/5/2020	\$3,750	\$750	\$3,000	\$0
WQ	58837	Brookson Builders, L.L.C.	2020-0129-WQ-E	PARKER	5/5/2020	\$875	\$0	\$875	\$0
WQ	58373	H4Wr Phase 4, LLC	2019-1399-EAQ-E	WILLIAMSON	5/5/2020	\$6,563	\$1,312	\$5,251	\$0
WQ	57804	HALL, JOHN D	2019-0781-WQ-E	DALLAS	5/8/2020	\$5,000	\$1,000	\$4,000	\$0

## Singles Programs

## Appendix 1: List of Administrative Orders Issued Monthly - FY2020

Date Range Selected : 9/1/2019 - 8/31/2020

PGM	Case No.	Respondent Name	Docket#	County	Order Date	Penalty Assessed	Penalty Deferred	Payable Amount	SEP Offset
WQ	56448	City of Huntington	2018-1034-MWD-E	ANGELINA	5/12/2020	\$50,488	\$10,097	\$0	\$40,391
WQ	56712	City of Aransas Pass	2018-1300-MWD-E	SAN PATRICIO	5/12/2020	\$93,350	\$18,670	\$0	\$74,680
WQ	58030	City of Round Rock	2019-1082-WQ-E	WILLIAMSON	5/12/2020	\$5,625	\$0	\$5,625	\$0
WQ	57857	City of Rio Vista	2019-0839-MWD-E	JOHNSON	5/12/2020	\$44,625	\$0	\$0	\$44,625
WQ	57847	Undine Texas Environmental, LLC	2019-0830-MWD-E	PARKER	5/12/2020	\$6,375	\$0	\$6,375	\$0
WQ	57139	Kelly Burt Dozer, Inc.	2019-0074-WQ-E	BRAZOS	5/12/2020	\$19,688	\$3,937	\$15,751	\$0
WQ	57921	Reagent Chemical & Research, Inc.	2019-1022-IWD-E	HARRIS	5/12/2020	\$9,000	\$1,800	\$7,200	\$0
WQ	58471	Zachry Construction Corporation	2019-1512-WQ-E	HARRIS	5/19/2020	\$1,375	\$275	\$1,100	\$0
WQ	58686	City of Josephine	2019-1755-MWD-E	HUNT	5/19/2020	\$1,375	\$275	\$1,100	\$0
WQ	58410	JHJ Dream Homes of Texas, LP	2019-1546-WQ-E	WILLIAMSON	5/19/2020	\$1,876	\$375	\$1,501	\$0
WQ	57726	Sumiden Wire Products Corporation	2019-0710-WQ-E	LIBERTY	5/19/2020	\$5,626	\$1,125	\$4,501	\$0
WQ	58216	City of Dallas	2019-1229-MWD-E	DALLAS	5/25/2020	\$8,250	\$0	\$8,250	\$0
WQ	57568	City of Corrigan	2019-0557-MWD-E	POLK	5/25/2020	\$18,375	\$0	\$0	\$18,375
WQ	57543	North Texas Municipal Water District	2019-0540-WQ-E	COLLIN	5/25/2020	\$7,275	\$0	\$0	\$7,275
WQ	57710	City of Poteet	2019-0703-MWD-E	ATASCOSA	5/25/2020	\$70,687	\$14,137	\$0	\$56,550
WQ	56521	Lcy Elastomers LP	2018-1104-IWD-E	HARRIS	5/25/2020	\$30,000	\$6,000	\$12,000	\$12,000
WQ	58045	City of Refugio	2019-1078-MWD-E	REFUGIO	5/25/2020	\$21,250	\$4,250	\$17,000	\$0
WQ	51777	H & K Jolly LLC	2019-0452-MWD-E	CLAY	5/25/2020	\$48,752	\$0	\$48,752	\$0
WQ	58395	Artavia Development Company	2019-1428-WQ-E	MONTGOMERY	6/2/2020	\$5,625	\$1,125	\$4,500	\$0
WQ	58509	Aqua Texas, Inc.	2019-1549-MWD-E	MONTGOMERY	6/2/2020	\$3,050	\$610	\$2,440	\$0
WQ	58911	Remarkable Homes, LLC	2020-0223-WQ-E	TAYLOR	6/2/2020	\$875	\$0	\$875	\$0
WQ	58833	Topcon, Inc.	2020-0128-WQ-E	GUADALUPE	6/2/2020	\$875	\$0	\$875	\$0
WQ	58522	Mb Chaparral, LLC	2019-1702-OSS-E	CONCHO	6/2/2020	\$750	\$150	\$600	\$0
WQ	57938	City of Bells	2019-0952-MWD-E	GRAYSON	6/2/2020	\$4,875	\$975	\$0	\$3,900
WQ	58100	City of Hurst	2019-1117-WQ-E	TARRANT	6/16/2020	\$4,875	\$0	\$4,875	\$0
WQ	58008	Elr Land Investments, LLC	2019-1026-MLM-E	WILLIAMSON	6/16/2020	\$12,188	\$2,437	\$9,751	\$0
WQ	56418	City of Liberty Hill	2018-1024-MLM-E	WILLIAMSON	6/16/2020	\$114,563	\$22,912	\$0	\$91,651
WQ	58067	City of Dumas	2019-1075-MWD-E	MOORE	6/16/2020	\$17,100	\$3,420	\$0	\$13,680
WQ	54002	TREVINO, LUCIANO	2019-0250-WQ-E	BASTROP	6/16/2020	\$20,250	\$0	\$20,250	\$0
WQ	58910	Dfw Creative Homes & Renovation, LLC	2020-0224-WQ-E	PARKER	6/16/2020	\$875	\$0	\$875	\$0
WQ	57902	City of Baytown	2019-0894-MWD-E	HARRIS	6/16/2020	\$18,000	\$3,600	\$0	\$14,400
WQ	57005	Rainbow Rider Enterprises, Inc.	2018-1751-WQ-E	WALLER	6/16/2020	\$10,724	\$2,144	\$8,580	\$0
WQ	58759	MARTINDALE, JEFFREY S	2020-0031-OSS-E	JASPER	6/16/2020	\$175	\$0	\$175	\$0
WQ	58163	RT 29 DEVELOPMENT LLC	2019-1172-EAQ-E	WILLIAMSON	6/16/2020	\$33,750	\$6,750	\$27,000	\$0
WQ	58241	Undine Texas Environmental, LLC	2019-1252-MWD-E	BRAZORIA	6/30/2020	\$1,375	\$275	\$1,100	\$0
WQ	58310	Lamar Consolidated Independent School District	2019-1325-MWD-E	FORT BEND	6/30/2020	\$4,125	\$825	\$3,300	\$0
WQ	57469	Love's Travel Stops & Country Stores, Inc.	2019-0497-OSS-E	CARSON	6/30/2020	\$508	\$101	\$407	\$0
WQ	58774	City of Bonham	2020-0053-MWD-E	FANNIN	6/30/2020	\$6,187	\$1,237	\$4,950	\$0
WQ	57724	City of Blum	2019-0708-MWD-E	HILL	6/30/2020	\$4,575	\$915	\$3,660	\$0
WQ	58101	HOWARD PIERCE & SONS STONE CO., LLC	2019-1120-WQ-E	SAN SABA	7/6/2020	\$10,000	\$2,000	\$8,000	\$0
WQ	57228	City Of Bastrop	2019-0221-MLM-E	BASTROP	7/6/2020	\$83,025	\$16,605	\$0	\$66,420
WQ	58374	Wwf Operating Company, LLC	2019-1403-WQ-E	DALLAS	7/6/2020	\$4,875	\$0	\$4,875	\$0
WQ	58018	South Central Water Company	2019-1033-MWD-E	COMAL	7/6/2020	\$14,500	\$2,900	\$11,600	\$0

## Singles Programs

## Appendix 1: List of Administrative Orders Issued Monthly - FY2020

Date Range Selected : 9/1/2019 - 8/31/2020

PGM	Case No.	Respondent Name	Docket#	County	Order Date	Penalty Assessed	Penalty Deferred	Payable Amount	SEP Offset
WQ	57878	Saratoga Services, Inc.	2019-0875-WQ-E	NUECES	7/6/2020	\$8,375	\$1,675	\$6,700	\$0
WQ	57962	Federal Bureau of Prisons	2019-0956-WQ-E	TARRANT	7/6/2020	\$26,250	\$5,250	\$21,000	\$0
WQ	58128	MUNDINE, STEPHEN D	2019-1140-WQ-E	VICTORIA	7/6/2020	\$10,000	\$2,000	\$8,000	\$0
WQ	51041	Nueces County Water Control and Improvement District No. 5	2015-1160-MWD-E	NUECES	7/6/2020	\$131,625	\$115,545	\$16,080	\$0
WQ	57253	Port O'Connor Improvement District	2019-0210-MWD-E	CALHOUN	7/6/2020	\$34,650	\$6,930	\$0	\$27,720
WQ	58258	Manvel Utilities Limited Partnership	2019-1270-MWD-E	BRAZORIA	7/14/2020	\$5,750	\$1,150	\$4,600	\$0
WQ	58164	Weir Brothers Contracting, LLC	2019-1171-WQ-E	DALLAS	7/20/2020	\$18,750	\$3,750	\$15,000	\$0
WQ	57731	American TieTek, LLC	2019-0714-WQ-E	HARRISON	7/20/2020	\$30,001	\$6,000	\$24,001	\$0
WQ	56506	RODRIGUEZ, HENRY	2018-0773-SLG-E	CAMERON	7/20/2020	\$135,493	\$131,893	\$3,600	\$0
WQ	56220	FRANCISCO VALENZUELA	2018-0752-SLG-E	BEXAR	7/20/2020	\$12,000	\$2,400	\$9,600	\$0
WQ	57247	City of Nocona	2019-0196-MWD-E	MONTAGUE	7/20/2020	\$43,525	\$0	\$0	\$43,525
WQ	58093	Greenwood Utility District	2019-1113-MWD-E	HARRIS	7/20/2020	\$14,625	\$2,925	\$11,700	\$0
WQ	58494	Phillips 66 Pipeline LLC *	2019-1540-IWD-E	JEFFERSON	8/4/2020	\$19,350	\$0	\$9,675	\$9,675
WQ	58928	JOHNSON, CHARLES	2020-0251-WQ-E	POLK	8/4/2020	\$5,000	\$1,000	\$4,000	\$0
WQ	57988	STOVER, JON DAVID	2019-0997-WQ-E	BOWIE	8/4/2020	\$22,125	\$0	\$22,125	\$0
WQ	58606	Edwards Construction	2019-1667-MWD-E	GREGG	8/4/2020	\$10,938	\$2,187	\$8,751	\$0
WQ	58328	D.R. Horton - Texas, Ltd.	2019-1350-WQ-E	FORT BEND	8/4/2020	\$2,625	\$525	\$2,100	\$0
WQ	57305	City of Manor	2019-0260-MWD-E	TRAVIS	8/4/2020	\$54,938	\$10,987	\$0	\$43,951
WQ	57883	City of Laredo	2019-0881-MWD-E	WEBB	8/4/2020	\$42,600	\$8,520	\$0	\$34,080
WQ	56971	Cuvee Coffee, LLC	2018-1625-WQ-E	TRAVIS	8/4/2020	\$563	\$112	\$451	\$0
WQ	58259	G4J Materials LLC	2019-1273-WQ-E	PARKER	8/4/2020	\$4,125	\$825	\$3,300	\$0
WQ	58624	City of Chico	2019-1712-MWD-E	WISE	8/4/2020	\$15,075	\$0	\$15,075	\$0
WQ	58153	Double Diamond Utilities Co.	2019-1178-IWD-E	PALO PINTO	8/4/2020	\$4,388	\$877	\$3,511	\$0
WQ	58660	City of Fort Worth	2019-1720-MWD-E	TARRANT	8/4/2020	\$13,125	\$0	\$13,125	\$0
WQ	58912	Undine Texas Environmental, LLC	2020-0233-MWD-E	JOHNSON	8/4/2020	\$3,125	\$625	\$2,500	\$0
WQ	58944	City Of Mason	2020-0266-MWD-E	MASON	8/4/2020	\$3,500	\$700	\$2,800	\$0
WQ	58655	Trinity River Authority Of Texas	2019-1722-MWD-E	DENTON	8/4/2020	\$5,625	\$0	\$5,625	\$0
WQ	58370	Aqua Texas, Inc.	2019-1400-MWD-E	DENTON	8/4/2020	\$4,125	\$825	\$3,300	\$0
WQ	58478	Texas Department of Transportation	2019-1520-MWD-E	VICTORIA	8/4/2020	\$7,000	\$1,400	\$0	\$5,600
WQ	58591	Printpack, Inc.	2019-1639-IWD-E	ORANGE	8/4/2020	\$16,312	\$3,262	\$6,525	\$6,525
WQ	58265	Jamera Custom Homes, Inc.	2019-1338-WQ-E	MONTGOMERY	8/16/2020	\$18,000	\$3,600	\$14,400	\$0
WQ	58054	City of Crandall	2019-1077-MWD-E	KAUFMAN	8/16/2020	\$47,250	\$0	\$0	\$47,250
WQ	58140	Texas Concrete Sand and Gravel, Inc.	2019-1190-WQ-E	LIBERTY	8/18/2020	\$4,263	\$852	\$3,411	\$0
WQ	58870	City of Lone Star	2020-0180-MWD-E	MORRIS	8/18/2020	\$1,563	\$312	\$1,251	\$0
WQ	58712	UNIVERSAL FOREST PRODUCTS TEXAS LLC	2019-1783-MWD-E	WALKER	8/18/2020	\$5,250	\$1,050	\$4,200	\$0
WQ	58935	Aqua Texas, Inc.	2020-0260-MWD-E	HARRIS	8/18/2020	\$1,437	\$287	\$1,150	\$0
WQ	56752	City of Kaufman	2018-1353-MLM-E	KAUFMAN	8/27/2020	\$36,650	\$7,329	\$0	\$29,321
WQ	58292	J & J Excavating & Materials Co.	2019-1328-MLM-E	UVALDE	8/27/2020	\$45,938	\$9,187	\$36,751	\$0
WQ	57823	Miller Waste Mills, Incorporated	2019-0803-IWD-E	ORANGE	8/27/2020	\$22,500	\$0	\$11,250	\$11,250
WQ	58303	Lumberton Municipal Utilities District	2019-1324-MWD-E	HARDIN	8/27/2020	\$21,000	\$4,200	\$16,800	\$0
WQ	57879	Harris County Water Control and Improvement District 70	2019-0867-MWD-E	HARRIS	8/27/2020	\$27,392	\$5,478	\$21,914	\$0
WQ	58437	Johnson Bros. Corporation, a Southland Company	2019-1486-WQ-E	WALKER	8/27/2020	\$18,000	\$0	\$18,000	\$0

## Singles Programs

## Appendix 1: List of Administrative Orders Issued Monthly - FY2020

Date Range Selected : 9/1/2019 - 8/31/2020

PGM	Case No.	Respondent Name	Docket#	County	Order Date	Penalty Assessed	Penalty Deferred	Payable Amount	SEP Offset
<b>Subtotal for WQ : 263</b>						<b>\$3,609,359</b>	<b>\$726,832</b>	<b>\$1,303,680</b>	<b>\$1,578,847</b>
WR	56818	BRANSOM, JERRY	2018-1438-WR-E	TARRANT	9/10/2019	\$2,000	\$400	\$1,600	\$0
WR	57914	Coryell County Road and Bridge Department	2019-0918-WR-E	CORYELL	9/24/2019	\$350	\$0	\$350	\$0
WR	56593	Dakota Resources, Inc.	2018-1186-WR-E	BLANCO	10/1/2019	\$2,250	\$0	\$2,250	\$0
WR	57964	South Texas Illumination, LLC	2019-0969-WR-E	ORANGE	10/8/2019	\$350	\$0	\$350	\$0
WR	58032	Boot Construction, LLC	2019-1055-WR-E	ROBERTSON	10/8/2019	\$350	\$0	\$350	\$0
WR	58102	Select Energy Services, LLC	2019-1119-WR-E	KARNES	11/5/2019	\$400	\$0	\$400	\$0
WR	57101	TURNER, TYLER ALLEN	2019-0518-WR-E	KIMBLE	1/28/2020	\$4,500	\$900	\$3,600	\$0
WR	58579	ESTES, GENE	2019-1650-WR-E	JOHNSON	2/11/2020	\$350	\$0	\$350	\$0
WR	58668	Iea Constructors, LLC	2019-1732-WR-E	SCURRY	3/10/2020	\$875	\$0	\$875	\$0
WR	58571	Robert Dean Miller	2019-1655-WR-E	ORANGE	3/10/2020	\$350	\$0	\$350	\$0
WR	58447	Lowell Underwood	2019-1487-WR-E	SOMERVELL	3/24/2020	\$275	\$55	\$220	\$0
WR	58761	GERALD A AND LINDA D GORDON	2020-0038-WR-E	PECOS	5/5/2020	\$350	\$0	\$350	\$0
WR	58830	Bells Drilling Service LLC	2020-0136-WR-E	POLK	5/5/2020	\$350	\$0	\$350	\$0
WR	58894	J & J Excavating & Materials Co.	2020-0206-WR-E	MAVERICK	6/2/2020	\$350	\$0	\$350	\$0
WR	56819	WRIGHT, TYLER O *	2018-1447-WR-E	MENARD	7/14/2020	\$4,000	\$2,000	\$2,000	\$0
WR	58408	Cobra Water Well Drilling LLC	2019-1489-WR-E	BORDEN	8/4/2020	\$350	\$0	\$350	\$0
<b>Subtotal for WR : 16</b>						<b>\$17,450</b>	<b>\$3,355</b>	<b>\$14,095</b>	<b>\$0</b>
<b>Total for Singles Programs : 1,465</b>						<b>\$16,318,452</b>	<b>\$2,779,292</b>	<b>\$9,438,452</b>	<b>\$4,100,708</b>



Date Range Selected : 9/1/2019 - 8/31/2020

PGM	Case No.	Respondent Name	Docket#	County	Order Date	Penalty Assessed	Penalty Deferred	Payable Amount	SEP Offset
MM	57851	SOCIA, JIMMY KEITH	2019-0829-OSI-E	ANGELINA	9/10/2019	\$175	\$0	\$175	\$0
MM	56938	East Newton Water Supply Corp	2018-1590-MLM-E	*MULTIPLE	9/10/2019	\$2,130	\$426	\$1,704	\$0
MM	54756	City of Sabinal	2017-1005-MLM-E	UVALDE	9/16/2019	\$10,975	\$2,195	\$8,780	\$0
MM	56836	The Lakes of Argyle, LLC	2018-1467-MLM-E	DENTON	9/24/2019	\$6,492	\$1,298	\$5,194	\$0
MM	56348	New Sama, Inc.	2018-0909-DCL-E	TARRANT	10/8/2019	\$7,086	\$1,416	\$5,670	\$0
MM	57404	City of Oakwood	2019-0354-MLM-E	LEON	10/8/2019	\$487	\$97	\$390	\$0
MM	56722	TAMPLEN, MATTHEW T	2018-1315-MLM-E	FOARD	10/21/2019	\$14,345	\$0	\$14,345	\$0
MM	56810	COOPER STONE, LLC	2018-1436-MLM-E	WILLIAMSON	10/21/2019	\$7,563	\$0	\$7,563	\$0
MM	57482	MCNEESE, DAVID	2019-0467-SLG-E	LUBBOCK	10/22/2019	\$1,250	\$250	\$1,000	\$0
MM	55789	MOSBACKER, LINDA	2018-0478-MLM-E	SAN JACINTO	10/25/2019	\$11,414	\$7,814	\$3,600	\$0
MM	55257	Brandlich Holdings LLC	2017-1517-MLM-E	BEXAR	11/22/2019	\$27,500	\$0	\$27,500	\$0
MM	55750	City of Alpine	2018-0277-MLM-E	BREWSTER	11/22/2019	\$48,818	\$9,763	\$39,055	\$0
MM	54766	Universal Molding Company Inc. *	2017-1023-MLM-E	ELLIS	11/22/2019	\$185,264	\$0	\$185,264	\$0
MM	57216	City of Dilley	2019-0164-MLM-E	FRIO	12/3/2019	\$2,625	\$525	\$2,100	\$0
MM	56905	PYOTE WELL SERVICE, LLC	2018-1546-TTR-E	DEWITT	12/3/2019	\$1,000	\$200	\$800	\$0
MM	54789	GOMEZ, RAUL	2017-1624-MLM-E	ZAVALA	12/3/2019	\$3,802	\$0	\$3,802	\$0
MM	57369	MARTIN, ROBERT	2019-0318-MLM-E	HARDIN	12/3/2019	\$3,015	\$603	\$2,412	\$0
MM	57151	PROULX, NEIL	2019-0170-MLM-E	BOWIE	12/3/2019	\$2,726	\$545	\$2,181	\$0
MM	57367	Mission Vacuum & Pump Truck Service, Inc.	2019-0317-WQ-E	LA SALLE	12/17/2019	\$2,625	\$525	\$2,100	\$0
MM	58263	Lofton Properties, LLC	2019-1276-MLM-E	LUBBOCK	12/17/2019	\$1,750	\$0	\$1,750	\$0
MM	58418	MOORE, DONALD RAY	2019-1460-OSI-E	CONCHO	12/17/2019	\$175	\$0	\$175	\$0
MM	56822	16 Sand, LLC	2018-1450-MLM-E	ATASCOSA	12/17/2019	\$1,840	\$368	\$1,472	\$0
MM	56343	North Alamo Water Supply Corporation	2018-0905-MLM-E	HIDALGO	12/18/2019	\$8,822	\$1,764	\$3,529	\$3,529
MM	57839	City of Edinburg	2019-0840-MSW-E	HIDALGO	1/14/2020	\$2,963	\$592	\$2,371	\$0
MM	56999	Sanger Circle Property, LP	2018-1652-MLM-E	DENTON	1/28/2020	\$2,750	\$550	\$2,200	\$0
MM	55543	Juan De Dios Perez	2018-0059-MLM-E	HIDALGO	2/3/2020	\$12,262	\$0	\$12,262	\$0
MM	57668	Southwestern Public Service Company	2019-0655-WDW-E	POTTER	2/3/2020	\$8,726	\$1,745	\$6,981	\$0
MM	55968	DAVIS, LINDA	2018-0495-MLM-E	POLK	2/3/2020	\$2,684	\$0	\$2,684	\$0
MM	58549	Coby L Dobbins	2019-1596-WOC-E	COTTLE	2/11/2020	\$175	\$0	\$175	\$0
MM	56941	Alfonso's Tire And Wheels, LLC *	2018-1602-MLM-E	GUADALUPE	2/11/2020	\$5,500	\$1,100	\$4,400	\$0
MM	55617	Amigos Beef Cattle Company, LLC	2018-0264-MLM-E	SAN PATRICIO	2/11/2020	\$4,012	\$802	\$3,210	\$0
MM	50505	HUNT, MARY REGINA	2018-0803-MLM-E	JASPER	3/5/2020	\$15,100	\$13,900	\$1,200	\$0
MM	58565	VICK, JOSEPH T SR	2019-1612-WOC-E	NOLAN	3/24/2020	\$175	\$0	\$175	\$0
MM	57842	Salado Operations, LLC	2019-0833-MLM-E	SHACKELFORD	4/7/2020	\$1,872	\$374	\$1,498	\$0
MM	56171	HERRERA, AUDELIA *	2018-0712-MSW-E	HIDALGO	4/13/2020	\$2,625	\$0	\$2,625	\$0
MM	56345	Agrium U.S. Inc.	2018-0910-MLM-E	HUTCHINSON	4/27/2020	\$109,650	\$21,930	\$43,860	\$43,860
MM	58075	Texas Heat Treating, Inc.	2019-1095-MLM-E	WILLIAMSON	5/5/2020	\$4,000	\$800	\$3,200	\$0
MM	58741	FOUTZ, JONATHAN	2020-0013-WOC-E	LAVACA	5/5/2020	\$175	\$0	\$175	\$0
MM	56804	TEX-SAN SITE SERVICES, LLC	2018-1425-MLM-E	WILSON	5/5/2020	\$2,625	\$525	\$2,100	\$0
MM	57628	MORRIS, JEFFERY S	2019-0612-MLM-E	TRAVIS	5/19/2020	\$3,852	\$770	\$3,082	\$0
MM	57918	City of Buda *	2019-0916-MWD-E	HAYS	5/25/2020	\$4,875	\$0	\$0	\$4,875
MM	58895	KUYKENDALL, SIDNEY EUGENE	2020-0243-OSI-E	ELLIS	6/2/2020	\$175	\$0	\$175	\$0
MM	57928	City of Huntington	2019-0927-MLM-E	ANGELINA	6/2/2020	\$5,464	\$1,092	\$4,372	\$0

Date Range Selected : 9/1/2019 - 8/31/2020

PGM	Case No.	Respondent Name	Docket#	County	Order Date	Penalty Assessed	Penalty Deferred	Payable Amount	SEP Offset
MM	57359	Grupo Petrogas, L.L.C.	2019-0367-MLM-E	HIDALGO	6/2/2020	\$6,341	\$1,268	\$5,073	\$0
MM	58090	Crystal Clear Water, Inc.	2019-1105-MLM-E	BOSQUE	6/2/2020	\$757	\$151	\$606	\$0
MM	56062	TPLUBB, LLC	2018-0591-MLM-E	LUBBOCK	6/16/2020	\$12,472	\$0	\$12,472	\$0
MM	57969	City of Richland Springs	2019-0972-MLM-E	SAN SABA	6/30/2020	\$512	\$102	\$410	\$0
MM	58626	City of Mission	2019-1707-MLM-E	HIDALGO	6/30/2020	\$3,378	\$675	\$2,703	\$0
MM	56679	Heart O' Texas Council of the Boy Scouts of America	2018-1265-MLM-E	WISE	7/6/2020	\$7,567	\$1,513	\$6,054	\$0
MM	58392	City of Nacogdoches	2019-1439-MLM-E	NACOGDOCHES	7/20/2020	\$9,813	\$1,962	\$0	\$7,851
MM	58212	Chevron Phillips Chemical Company LP	2019-1228-WDW-E	HUTCHINSON	7/20/2020	\$8,100	\$1,620	\$6,480	\$0
MM	57622	City of Pflugerville	2019-0614-MWD-E	TRAVIS	7/20/2020	\$33,000	\$0	\$0	\$33,000
MM	57423	LONE PINE ENTERPRISES, INC.	2019-0478-MLM-E	TRAVIS	7/20/2020	\$21,730	\$4,346	\$17,384	\$0
MM	56901	Mort Roszell Rentals, Limited Liability Company	2018-1544-MLM-E	COMAL	8/4/2020	\$33,013	\$6,602	\$26,411	\$0
MM	57429	Rapid Marine Fuels, LLC	2019-0438-MLM-E	HARRIS	8/4/2020	\$50,875	\$0	\$50,875	\$0
MM	58268	Chris Harp Construction Limited Liability Company	2019-1275-MLM-E	KAUFMAN	8/4/2020	\$25,307	\$5,061	\$20,246	\$0
MM	58552	Ep Sharp Investments, LLC	2019-1619-MLM-E	EL PASO	8/4/2020	\$2,825	\$565	\$2,260	\$0
MM	57557	ODOM, ANDRA J	2019-0538-MLM-E	NEWTON	8/4/2020	\$2,722	\$0	\$2,722	\$0
MM	58228	Grubtubs, Inc	2019-1277-MLM-E	HAYS	8/16/2020	\$18,375	\$13,868	\$4,507	\$0
MM	58499	Paper Retriever Of Texas, LLC	2019-1547-MLM-E	BEXAR	8/16/2020	\$10,596	\$2,119	\$8,477	\$0
MM	58642	MADERA, REYNALDO	2019-1694-WOC-E	NUECES	8/18/2020	\$812	\$162	\$650	\$0
MM	58851	Mobile Home Management, LLC	2020-0142-PWS-E	LUBBOCK	8/18/2020	\$2,250	\$450	\$1,800	\$0
MM	56889	Bell-Milam-Falls Water Supply Corporation	2018-1527-MLM-E	BELL	8/27/2020	\$8,460	\$1,692	\$6,768	\$0
<b>Total for Multi-Media Programs : 63</b>						<b>\$800,444</b>	<b>\$114,125</b>	<b>\$593,204</b>	<b>\$93,115</b>
<b>Total for all Programs :1,528</b>						<b>\$17,118,896</b>	<b>\$2,893,417</b>	<b>\$10,031,656</b>	<b>\$4,193,823</b>

**Summary of SEPs:**

Above number are Distinct Case Numbers/Resolutions

**Total Orders :** 1528  
**Orders with SEPs :** 196  
**Orders with SEPs % :** 12.8  
**Orders with SEP Offset % :** 29.5

\* There are Multiple Respondent Names associated to this Case No.

## Appendix 2: List of SEP's & SEP Projects - FY2020

### Single Program

Date Range Selected : 9/1/2019 - 8/31/2020

PGM	Case No.	Respondent Name	Effective Date	Ratio	Assessed Amt	Deferred Amt	Payable Amt	SEP Cost	SEP Offset
AQ	58555	Targa Midstream Services LLC	08/27/2020	1.00:1	25,000.00	0.00	12,500.00	12,500.00	12,500.00
		POLLUTION PREVENTION	The Performing Party shall provide reimbursement to schools, school districts, or school bus operators that retrofit, repower, or replace older school buses with newer model year buses or cleaner technology.					12,500.00	12,500.00
AQ	57661	Exxon Mobil Corporation	04/02/2020	1.00:1	42,935.00	8,587.00	17,174.00	17,174.00	17,174.00
		POLLUTION PREVENTION	The contribution will be used in accordance with the Supplemental Environmental Project Agreement between the Houston-Galveston AERCO and the Texas Commission on Environmental Quality. SEP monies will be used to pay for the cost of replacing older diesel buses with alternative fueled or clean diesel buses.					17,174.00	17,174.00
AQ	57188	PHILLIPS 66 COMPANY	03/05/2020	1.00:1	11,250.00	2,250.00	4,500.00	4,500.00	4,500.00
		POLLUTION PREVENTION	Performing Party shall use SEP Funds to perform energy efficiency upgrades on public buildings and infrastructure.					4,500.00	4,500.00
AQ	57868	Equistar Chemicals, LP	07/06/2020	1.00:1	35,363.00	7,072.00	14,146.00	14,145.00	14,145.00
		POLLUTION PREVENTION	The contribution will be used in accordance with the Supplemental Environmental Project Agreement between the Houston-Galveston AERCO and the Texas Commission on Environmental Quality. SEP monies will be used to pay for the cost of replacing older diesel buses with alternative fueled or clean diesel buses.					14,145.00	14,145.00
AQ	57872	Anheuser-Busch, LLC	02/11/2020	1.00:1	4,313.00	862.00	1,726.00	1,725.00	1,725.00
		POLLUTION PREVENTION	The contribution will be used to repair or replace failing public water systems (PWSs) throughout Texas. The Third-Party Administrator shall coordinate with local governments, public and private entities, water supply corporations, and non-profit organizations to expend SEP Funds to repair or replace failing PWSs.					1,725.00	1,725.00
AQ	57278	SI Group, Inc.	12/17/2019	1.00:1	4,612.00	922.00	1,845.00	1,845.00	1,845.00
		POLLUTION PREVENTION	The contribution will be used in accordance with the Supplemental Environmental Project Agreement between the Houston-Galveston AERCO and the Texas Commission on Environmental Quality. SEP monies will be used to pay for the cost of replacing older diesel buses with alternative fueled or clean diesel buses.					1,845.00	1,845.00
AQ	58427	DCP Operating Company, LP	08/27/2020	1.00:1	20,850.00	0.00	10,425.00	10,425.00	10,425.00
		POLLUTION PREVENTION	The contribution will be used in accordance with the Supplemental Environmental Project Agreement between the Borger Independent School District and the Texas Commission on Environmental Quality. The school district, through an asbestos certified contractor, will remove asbestos from Central Elementary, the Borger High School Auditorium, and the Gateway Elementary.					10,425.00	10,425.00
AQ	56082	BASF Corporation	11/22/2019	1.00:1	105,300.00	21,060.00	42,120.00	42,120.00	42,120.00
		POLLUTION PREVENTION	Project will fuse funds to aid local school districts, area transit agencies, and local governments in need of funding assistance to pay for the cost of the following activities to reduce emissions.					42,120.00	42,120.00
AQ	58784	Albemarle Corporation	07/14/2020	1.00:1	6,874.00	1,374.00	2,750.00	2,750.00	2,750.00
		POLLUTION PREVENTION	SEP funds will be used to supplement existing operation of a network of ambient air monitoring stations that continuously measure and record concentrations of ambient air pollutants.					2,750.00	2,750.00
AQ	55663	ConocoPhillips Company	11/18/2019	1.00:1	120,014.00	0.00	60,007.00	60,007.00	60,007.00
		POLLUTION PREVENTION	Project will fuse funds to aid local school districts, area transit agencies, and local governments in need of funding assistance to pay for the cost of the following activities to reduce emissions: 1) replacing older diesel buses with alternative fueled or clean diesel buses; or 2) retrofitting older diesel buses with new cleaner technology.					60,007.00	60,007.00

\* There are Multiple Respondent Names associated to this Case No.

## Appendix 2: List of SEP's & SEP Projects - FY2020

### Single Program

AQ	57380	THE METHODIST HOSPITAL	01/21/2020	1.00:1	11,285.00	2,257.00	0.00	9,028.00	9,028.00
		POLLUTION PREVENTION	SEP funds will be used to supplement existing operation of a network of ambient air monitoring stations that continuously measure and record concentrations of ambient air pollutants.					9,028.00	9,028.00
AQ	56051	Enterprise Products Operating LLC	10/25/2019	1.00:1	49,087.00	0.00	24,544.00	24,543.00	24,543.00
		POLLUTION PREVENTION	Performing Party shall use SEP Funds to perform energy efficiency upgrades on public buildings and infrastructure.					24,543.00	24,543.00
AQ	57081	Exxon Mobil Corporation	02/03/2020	1.00:1	11,738.00	2,347.00	4,696.00	4,695.00	4,695.00
		POLLUTION PREVENTION	SEP funds will be used to supplement existing operation of a network of ambient air monitoring stations that continuously measure and record concentrations of ambient air pollutants.					4,695.00	4,695.00
AQ	58456	Equistar Chemicals, LP	07/06/2020	1.00:1	12,488.00	2,497.00	4,996.00	4,995.00	4,995.00
		POLLUTION PREVENTION	Project will fuse funds to aid local school districts, area transit agencies, and local governments in need of funding assistance to pay for the cost of the following activities to reduce emissions: 1) replacing older diesel buses with alternative fueled or clean diesel buses; or 2) retrofitting older diesel buses with new cleaner technology.					4,995.00	4,995.00
AQ	57096	PHILLIPS 66 COMPANY	01/28/2020	1.00:1	6,300.00	1,260.00	2,520.00	2,520.00	2,520.00
		POLLUTION PREVENTION	Clean School Bus Project - Third-Party Administrator operates a fleet of school buses. Some of these buses are older and emit harmful air pollution. Third-Party Administrator shall use SEP Funds to purchase a lower-emission school bus that is model year 2010 or newer ("Replacement Bus") to replace a bus that is model year 1995 ("Older Bus"), thus removing the Older Bus from the roads.					2,520.00	2,520.00
AQ	58725	Equistar Chemicals, LP	08/18/2020	1.00:1	4,800.00	960.00	1,920.00	1,920.00	1,920.00
		POLLUTION PREVENTION	The contribution will be used in accordance with the Supplemental Environmental Project Agreement between the Houston-Galveston AERCO and the Texas Commission on Environmental Quality. SEP monies will be used to pay for the cost of replacing older diesel buses with alternative fueled or clean diesel buses.					1,920.00	1,920.00
AQ	57498	Enterprise Products Operating LLC	01/14/2020	1.00:1	4,800.00	960.00	1,920.00	1,920.00	1,920.00
		POLLUTION PREVENTION	TCISD Alternative Fuel School Bus Program - shall use SEP Funds to purchase lower-emission propane fueled school buses that are model year 2010 or newer buses to replace buses currently in the fleet that are model year 2006 or older buses.					1,920.00	1,920.00
AQ	56237	The Chemours Company FC, LLC	01/21/2020	1.00:1	73,537.00	14,707.00	29,415.00	29,415.00	29,415.00
		POLLUTION PREVENTION	TCISD Alternative Fuel School Bus Program - shall use SEP Funds to purchase lower-emission propane fueled school buses that are model year 2010 or newer buses to replace buses currently in the fleet that are model year 2006 or older buses.					29,415.00	29,415.00
AQ	55280	INEOS USA LLC	10/21/2019	1.00:1	206,083.00	41,216.00	82,434.00	82,433.00	82,433.00
		POLLUTION PREVENTION	The contribution will be used in accordance with the Supplemental Environmental Project Agreement between the Houston-Galveston AERCO and the Texas Commission on Environmental Quality. SEP monies will be used to pay for the cost of replacing older diesel buses with alternative fueled or clean diesel buses.					82,433.00	82,433.00
AQ	54276	Motiva Enterprises LLC	11/18/2019	1.00:1	182,314.00	0.00	91,157.00	91,157.00	91,157.00
		POLLUTION PREVENTION	Conduct home energy audits and to assist low income residents in the West Port Arthur area in improving their homes' energy efficiency such as by caulking, weatherizing, insulating, and replacing heating and cooling systems and major appliances with new, energy efficient equipment.					91,157.00	91,157.00
AQ	57835	Chevron Phillips Chemical Company LP	07/20/2020	1.00:1	20,188.00	4,037.00	8,076.00	8,075.00	8,075.00

\* There are Multiple Respondent Names associated to this Case No.

## Appendix 2: List of SEP's & SEP Projects - FY2020

### Single Program

	POLLUTION PREVENTION	SEP funds will be used to supplement existing operation of a network of ambient air monitoring stations that continuously measure and record concentrations of ambient air pollutants.	8,075.00	8,075.00					
AQ	56817	Total Petrochemicals & Refining USA, Inc.	10/25/2019	1.00:1	26,250.00	5,250.00	10,500.00	10,500.00	10,500.00
	POLLUTION PREVENTION	The contribution will be used in accordance with the Supplemental Environmental Project Agreement between the Houston-Galveston AERCO and the Texas Commission on Environmental Quality. SEP monies will be used to pay for the cost of replacing older diesel buses with alternative fueled or clean diesel buses.					10,500.00	10,500.00	
AQ	58546	Exxon Mobil Corporation	06/02/2020	1.00:1	6,787.00	1,357.00	2,715.00	2,715.00	2,715.00
	POLLUTION PREVENTION	The contribution will be used in accordance with the Supplemental Environmental Project Agreement between the Houston-Galveston AERCO and the Texas Commission on Environmental Quality. SEP monies will be used to pay for the cost of replacing older diesel buses with alternative fueled or clean diesel buses.					2,715.00	2,715.00	
AQ	57697	U.S. Silica Company	05/12/2020	1.00:1	9,000.00	1,800.00	3,600.00	3,600.00	3,600.00
	POLLUTION PREVENTION	The contribution will be to Texas PTA for the Clean School Bus Program in Texas Air Quality Control Region as set forth in an agreement between the Third-Party Recipient and the TCEQ.					3,600.00	3,600.00	
AQ	58165	Clean Harbors Deer Park, LLC	05/05/2020	1.00:1	4,538.00	907.00	1,816.00	1,815.00	1,815.00
	POLLUTION PREVENTION	The contribution will be used to repair or replace failing public water systems (PWSs) throughout Texas. The Third-Party Administrator shall coordinate with local governments, public and private entities, water supply corporations, and non-profit organizations to expend SEP Funds to repair or replace failing PWSs.					1,815.00	1,815.00	
AQ	57275	Blanchard Refining Company LLC	04/02/2020	1.00:1	125,563.00	0.00	62,782.00	62,781.00	62,781.00
	POLLUTION PREVENTION	TCISD Alternative Fuel School Bus Program - shall use SEP Funds to purchase lower-emission propane fueled school buses that are model year 2010 or newer buses to replace buses currently in the fleet that are model year 2006 or older buses.					62,781.00	62,781.00	
AQ	56555	INEOS Styrolution America LLC	10/01/2019	1.00:1	9,000.00	1,800.00	3,600.00	3,600.00	3,600.00
	POLLUTION PREVENTION	Project will fuse funds to aid local school districts, area transit agencies, and local governments in need of funding assistance to pay for the cost of the following activities to reduce emissions.					3,600.00	3,600.00	
AQ	57080	INEOS Styrolution America LLC	12/17/2019	1.00:1	3,801.00	760.00	1,521.00	1,520.00	1,520.00
	POLLUTION PREVENTION	TCISD Alternative Fuel School Bus Program - shall use SEP Funds to purchase lower-emission propane fueled school buses that are model year 2010 or newer buses to replace buses currently in the fleet that are model year 2006 or older buses.					1,520.00	1,520.00	
AQ	57152	OCI Beaumont LLC	07/20/2020	1.00:1	70,161.00	14,032.00	28,065.00	28,064.00	28,064.00
	POLLUTION PREVENTION	Conduct home energy audits and to assist low income residents in the West Port Arthur area in improving their homes' energy efficiency such as by caulking, weatherizing, insulating, and replacing heating and cooling systems and major appliances with new, energy efficient equipment.					28,064.00	28,064.00	
AQ	56622	Rohm and Haas Texas Incorporated	04/27/2020	1.00:1	39,767.00	7,952.00	15,908.00	15,907.00	15,907.00
	POLLUTION PREVENTION	SEP funds will be used to supplement existing operation of a network of ambient air monitoring stations that continuously measure and record concentrations of ambient air pollutants.					15,907.00	15,907.00	
AQ	57774	Chevron Phillips Chemical Company LP	08/16/2020	1.00:1	25,542.00	5,108.00	10,217.00	10,217.00	10,217.00
	POLLUTION PREVENTION	Conduct home energy audits and to assist low income residents in the West Port Arthur area in improving their homes' energy efficiency such as by caulking, weatherizing, insulating, and replacing heating and cooling systems and major appliances with new, energy efficient equipment.					10,217.00	10,217.00	

\* There are Multiple Respondent Names associated to this Case No.

## Appendix 2: List of SEP's & SEP Projects - FY2020

### Single Program

AQ	58074	Brenntag Southwest, Inc.	07/06/2020	1.00:1	18,689.00	3,737.00	7,476.00	7,476.00	7,476.00	
		POLLUTION PREVENTION	Performing Party shall use SEP Funds to perform energy efficiency upgrades on public buildings and infrastructure.					7,476.00	7,476.00	
AQ	58188	Gulf South Pipeline Company, LLC	06/16/2020	1.00:1	13,500.00	2,700.00	5,400.00	5,400.00	5,400.00	
		POLLUTION PREVENTION	The contribution will be to Texas PTA for the Clean School Bus Program in Texas Air Quality Control Region as set forth in an agreement between the Third-Party Recipient and the TCEQ.					5,400.00	5,400.00	
AQ	57766	INVISTA S.A.R.L.	08/04/2020	1.00:1	39,359.00	7,871.00	15,744.00	15,744.00	15,744.00	
		POLLUTION PREVENTION	SEP funds will be used by the Third-Party Administrator to purchase equipment (such as automated canister samplers), hardware, software, and licenses to enable the monitoring, and for the cost of operating, maintaining, and periodically upgrading or adding to these air monitoring stations along with ancillary equipment approved by TCEQ.					15,744.00	15,744.00	
AQ	57009	Enterprise Products Operating LLC	03/05/2020	1.00:1	13,126.00	2,625.00	5,251.00	5,250.00	5,250.00	
		POLLUTION PREVENTION	Clean School Bus Project - Third-Party Administrator operates a fleet of school buses. Some of these buses are older and emit harmful air pollution. Third-Party Administrator shall use SEP Funds to purchase a lower-emission school bus that is model year 2010 or newer ("Replacement Bus") to replace a bus that is model year 1995 ("Older Bus"), thus removing the Older Bus from the roads.					5,250.00	5,250.00	
AQ	57510	Motiva Enterprises LLC	07/20/2020	1.00:1	35,550.00	7,110.00	14,220.00	14,220.00	14,220.00	
		POLLUTION PREVENTION	The contribution will be to Texas PTA for the Clean School Bus Program in Texas Air Quality Control Region as set forth in an agreement between the Third-Party Recipient and the TCEQ.					14,220.00	14,220.00	
AQ	58190	Ovintiv Usa Inc.	04/07/2020	1.00:1	2,374.00	474.00	950.00	950.00	950.00	
		POLLUTION PREVENTION	The contribution will be to Texas PTA for the Clean School Bus Program in Texas Air Quality Control Region as set forth in an agreement between the Third-Party Recipient and the TCEQ.					950.00	950.00	
AQ	58175	Chevron Phillips Chemical Company LP	07/06/2020	1.00:1	30,844.00	6,168.00	12,338.00	12,338.00	12,338.00	
		POLLUTION PREVENTION	SEP funds will be used to supplement existing operation of a network of ambient air monitoring stations that continuously measure and record concentrations of ambient air pollutants.					12,338.00	12,338.00	
AQ	57979	The Lubrizol Corporation	08/16/2020	1.00:1	26,250.00	5,250.00	10,500.00	10,500.00	10,500.00	
		POLLUTION PREVENTION	SEP funds will be used to supplement existing operation of a network of ambient air monitoring stations that continuously measure and record concentrations of ambient air pollutants.					10,500.00	10,500.00	
AQ	56134	ONEOK Hydrocarbon, L.P.	10/01/2019	1.00:1	32,625.00	6,525.00	13,050.00	13,050.00	13,050.00	
		POLLUTION PREVENTION	Clean School Bus Project - Third-Party Administrator operates a fleet of school buses. Some of these buses are older and emit harmful air pollution. Third-Party Administrator shall use SEP Funds to purchase a lower-emission school bus that is model year 2010 or newer ("Replacement Bus") to replace a bus that is model year 1995 ("Older Bus"), thus removing the Older Bus from the roads.					13,050.00	13,050.00	
AQ	56479	Mitsubishi Caterpillar Forklift America Inc.	02/03/2020	1.00:1	74,458.00	14,891.00	29,784.00	29,783.00	29,783.00	
		POLLUTION PREVENTION	The contribution will be used in accordance with the Supplemental Environmental Project Agreement between the Houston-Galveston AERCO and the Texas Commission on Environmental Quality. SEP monies will be used to pay for the cost of replacing older diesel buses with alternative fueled or clean diesel buses.					29,783.00	29,783.00	
AQ	58411	UTLX Manufacturing LLC	06/02/2020	1.00:1	4,575.00	915.00	1,830.00	1,830.00	1,830.00	

\* There are Multiple Respondent Names associated to this Case No.

## Appendix 2: List of SEP's & SEP Projects - FY2020

### Single Program

	POLLUTION PREVENTION	The contribution will be used in accordance with the Supplemental Environmental Project Agreement between the Houston-Galveston AERCO and the Texas Commission on Environmental Quality. SEP monies will be used to pay for the cost of replacing older diesel buses with alternative fueled or clean diesel buses.	1,830.00	1,830.00					
AQ	56798	PHILLIPS 66 COMPANY	01/21/2020	1.00:1	32,814.00	6,562.00	13,126.00	13,126.00	13,126.00
	POLLUTION PREVENTION	The contribution will be used in accordance with the Supplemental Environmental Project Agreement between the Borger Independent School District and the Texas Commission on Environmental Quality. The school district, through an asbestos certified contractor, will remove asbestos from Central Elementary, the Borger High School Auditorium, and the Gateway Elementary.					13,126.00	13,126.00	
AQ	58754	Blanchard Refining Company LLC	07/20/2020	1.00:1	13,125.00	0.00	6,563.00	6,562.00	6,562.00
	POLLUTION PREVENTION	TCISD Alternative Fuel School Bus Program - shall use SEP Funds to purchase lower-emission propane fueled school buses that are model year 2010 or newer buses to replace buses currently in the fleet that are model year 2006 or older buses.					6,562.00	6,562.00	
AQ	58036	Union Carbide Corporation	07/06/2020	1.00:1	600,000.00	0.00	300,000.00	300,000.00	300,000.00
	POLLUTION PREVENTION	The contribution will be to Texas PTA for the Clean School Bus Program in Texas Air Quality Control Region as set forth in an agreement between the Third-Party Recipient and the TCEQ.					300,000.00	300,000.00	
AQ	56832	United States Gypsum Company	12/18/2019	1.00:1	15,842.00	3,168.00	6,337.00	6,337.00	6,337.00
	POLLUTION PREVENTION	SEP funds will be used to supplement existing operation of a network of ambient air monitoring stations that continuously measure and record concentrations of ambient air pollutants.					6,337.00	6,337.00	
AQ	56569	Casita Enterprises, Inc.	01/21/2020	1.00:1	88,420.00	17,684.00	35,368.00	35,368.00	35,368.00
	POLLUTION PREVENTION	The Performing Party shall provide reimbursement to schools, school districts, or school bus operators that retrofit, repower, or replace older school buses with newer model year buses or cleaner technology.					35,368.00	35,368.00	
AQ	56657	BASF TOTAL Petrochemicals LLC	10/22/2019	1.00:1	6,563.00	1,312.00	2,626.00	2,625.00	2,625.00
	POLLUTION PREVENTION	Conduct home energy audits and to assist low income residents in the West Port Arthur area in improving their homes' energy efficiency such as by caulking, weatherizing, insulating, and replacing heating and cooling systems and major appliances with new, energy efficient equipment.					2,625.00	2,625.00	
AQ	58572	American Midstream Gas Solutions, LP	06/02/2020	1.00:1	4,875.00	975.00	1,950.00	1,950.00	1,950.00
	POLLUTION PREVENTION	High Emission Vehicle Replacement Project - used to reimburse an eligible public entity for the total purchase price or five-year lease price of a standard base model alternative-fueled vehicle that will replace an eligible older, diesel-fueled vehicle that the public entity has decommissioned and removed from its fleet.					1,950.00	1,950.00	
AQ	56723	Buckeye Texas Processing LLC	04/13/2020	1.00:1	759,521.00	151,904.00	303,809.00	303,808.00	303,808.00
	POLLUTION PREVENTION	The contribution will be used to repair or replace failing public water systems (PWSs) throughout Texas. The Third-Party Administrator shall coordinate with local governments, public and private entities, water supply corporations, and non-profit organizations to expend SEP Funds to repair or replace failing PWSs.					303,808.00	303,808.00	
AQ	58205	Chevron Phillips Chemical Company LP	07/20/2020	1.00:1	30,000.00	6,000.00	12,000.00	12,000.00	12,000.00
	POLLUTION PREVENTION	SEP funds will be used to supplement existing operation of a network of ambient air monitoring stations that continuously measure and record concentrations of ambient air pollutants.					12,000.00	12,000.00	
AQ	56985	Natgasoline LLC	01/28/2020	1.00:1	7,350.00	1,470.00	2,940.00	2,940.00	2,940.00

\* There are Multiple Respondent Names associated to this Case No.

## Appendix 2: List of SEP's & SEP Projects - FY2020

### Single Program

	POLLUTION PREVENTION	Conduct home energy audits and to assist low income residents in the West Port Arthur area in improving their homes' energy efficiency such as by caulking, weatherizing, insulating, and replacing heating and cooling systems and major appliances with new, energy efficient equipment.	2,940.00	2,940.00					
AQ	56878	Exxon Mobil Corporation	10/25/2019	1.00:1	26,175.00	5,235.00	10,470.00	10,470.00	10,470.00
	POLLUTION PREVENTION	Performing Party shall use SEP Funds to perform energy efficiency upgrades on public buildings and infrastructure.	10,470.00	10,470.00					
AQ	58273	Eastman Chemical Company	07/20/2020	1.00:1	93,713.00	18,742.00	37,486.00	37,485.00	37,485.00
	POLLUTION PREVENTION	Project will fuse funds to aid local school districts, area transit agencies, and local governments in need of funding assistance to pay for the cost of the following activities to reduce emissions: 1) replacing older diesel buses with alternative fueled or clean diesel buses; or 2) retrofitting older diesel buses with new cleaner technology.	37,485.00	37,485.00					
AQ	58315	Exxon Mobil Corporation	07/06/2020	1.00:1	19,938.00	3,987.00	7,976.00	7,975.00	7,975.00
	POLLUTION PREVENTION	SEP funds will be used to supplement existing operation of a network of ambient air monitoring stations that continuously measure and record concentrations of ambient air pollutants.	7,975.00	7,975.00					
AQ	56231	Industrial Models Group, Inc.	10/25/2019	1.00:1	33,847.00	6,769.00	13,539.00	13,539.00	13,539.00
	POLLUTION PREVENTION	Project will fuse funds to aid local school districts, area transit agencies, and local governments in need of funding assistance to pay for the cost of the following activities to reduce emissions.	13,539.00	13,539.00					
AQ	58284	Motiva Chemicals LLC	08/18/2020	1.00:1	19,238.00	3,847.00	7,696.00	7,695.00	7,695.00
	POLLUTION PREVENTION	Conduct home energy audits and to assist low income residents in the West Port Arthur area in improving their homes' energy efficiency such as by caulking, weatherizing, insulating, and replacing heating and cooling systems and major appliances with new, energy efficient equipment.	7,695.00	7,695.00					
AQ	57355	BASF Corporation	04/02/2020	1.00:1	22,500.00	4,500.00	9,000.00	9,000.00	9,000.00
	POLLUTION PREVENTION	The contribution will be used in accordance with the Supplemental Environmental Project Agreement between the Houston-Galveston AERCO and the Texas Commission on Environmental Quality. SEP monies will be used to pay for the cost of replacing older diesel buses with alternative fueled or clean diesel buses.	9,000.00	9,000.00					
AQ	57177	South Hampton Resources, Inc.	01/21/2020	1.00:1	20,250.00	4,050.00	8,100.00	8,100.00	8,100.00
	POLLUTION PREVENTION	SEP funds will be used by the Third-Party Administrator to purchase equipment (such as automated canister samplers), hardware, software, and licenses to enable the monitoring, and for the cost of operating, maintaining, and periodically upgrading or adding to these air monitoring stations along with ancillary equipment approved by TCEQ.	8,100.00	8,100.00					
AQ	56918	Equistar Chemicals, LP	12/03/2019	1.00:1	6,563.00	1,312.00	2,626.00	2,625.00	2,625.00
	POLLUTION PREVENTION	The Respondent will contribute to Barbers Hill Independent School District's ("Barbers Hill ISD") Alternative Fueled Vehicle and Equipment Program. SEP monies will be used to retire current diesel-powered or gasoline powered vehicles and equipment and replace those vehicles and equipment with alternative-fueled vehicles and equipment; convert current vehicles and equipment to alternative-fueled equipment; or retrofit current gasoline or diesel-powered equipment.	2,625.00	2,625.00					
AQ	56850	Samsung Austin Semiconductor, LLC	10/22/2019	1.00:1	5,437.00	1,087.00	2,175.00	2,175.00	2,175.00
	POLLUTION PREVENTION	RC&D will coordinate with local city and county government officials to clean-up sites where tires have been disposed of illegally. Contributions will be used to clean up illegal tire sites. Eligible sites will be limited to areas where a responsible party can not be identified and where there is no preexisting obligation to clean up the site by the owner or government. SEP monies will be used for the direct cost of collection and disposal of debris and tires.	2,175.00	2,175.00					

\* There are Multiple Respondent Names associated to this Case No.



## Appendix 2: List of SEP's & SEP Projects - FY2020

### Single Program

AQ	56842	Atmos Energy Corporation	04/27/2020	1.00:1	43,559.00	8,711.00	17,424.00	17,424.00	17,424.00
		POLLUTION PREVENTION	The Performing Party shall provide reimbursement to schools, school districts, or school bus operators that retrofit, repower, or replace older school buses with newer model year buses or cleaner technology.					17,424.00	17,424.00
AQ	57025	Lion Elastomers LLC	12/18/2019	1.00:1	15,000.00	3,000.00	6,000.00	6,000.00	6,000.00
		POLLUTION PREVENTION	SEP funds will be used by the Third-Party Administrator to purchase equipment (such as automated canister samplers), hardware, software, and licenses to enable the monitoring, and for the cost of operating, maintaining, and periodically upgrading or adding to these air monitoring stations along with ancillary equipment approved by TCEQ.					6,000.00	6,000.00
AQ	55172	Arcosa Lws, LLC	11/18/2019	1.00:1	57,450.00	11,490.00	22,980.00	22,980.00	22,980.00
		POLLUTION PREVENTION	The Performing Party shall provide reimbursement to schools, school districts, or school bus operators that retrofit, repower, or replace older school buses with newer model year buses or cleaner technology.					22,980.00	22,980.00
AQ	57223	Oxy Vinyls, LP	02/11/2020	1.00:1	5,213.00	1,042.00	2,086.00	2,085.00	2,085.00
		POLLUTION PREVENTION	The contribution will be used in accordance with the Supplemental Environmental Project Agreement between the Houston-Galveston AERCO and the Texas Commission on Environmental Quality. SEP monies will be used to pay for the cost of replacing older diesel buses with alternative fueled or clean diesel buses.					2,085.00	2,085.00
AQ	58333	Equistar Chemicals, LP	06/16/2020	1.00:1	9,626.00	1,925.00	3,851.00	3,850.00	3,850.00
		POLLUTION PREVENTION	SEP funds will be used to supplement existing operation of a network of ambient air monitoring stations that continuously measure and record concentrations of ambient air pollutants.					3,850.00	3,850.00
AQ	58667	PHILLIPS 66 COMPANY	08/27/2020	1.00:1	19,689.00	3,937.00	7,876.00	7,876.00	7,876.00
		POLLUTION PREVENTION	The contribution will be used in accordance with the Supplemental Environmental Project Agreement between the Borger Independent School District and the Texas Commission on Environmental Quality. The school district, through an asbestos certified contractor, will remove asbestos from Central Elementary, the Borger High School Auditorium, and the Gateway Elementary.					7,876.00	7,876.00
AQ	56761	INVISTA S.A.R.L.	03/05/2020	1.00:1	15,000.00	3,000.00	6,000.00	6,000.00	6,000.00
		POLLUTION PREVENTION	SEP funds will be used by the Third-Party Administrator to purchase equipment (such as automated canister samplers), hardware, software, and licenses to enable the monitoring, and for the cost of operating, maintaining, and periodically upgrading or adding to these air monitoring stations along with ancillary equipment approved by TCEQ.					6,000.00	6,000.00
AQ	56629	Chevron Phillips Chemical Company LP	11/22/2019	1.00:1	242,550.00	48,510.00	97,020.00	97,020.00	97,020.00
		POLLUTION PREVENTION	Performing Party shall use SEP Funds to perform energy efficiency upgrades on public buildings and infrastructure.					97,020.00	97,020.00
AQ	56693	Blanchard Refining Company LLC	08/27/2020	1.00:1	14,250.00	2,850.00	5,700.00	5,700.00	5,700.00
		POLLUTION PREVENTION	SEP funds will be used to supplement existing operation of a network of ambient air monitoring stations that continuously measure and record concentrations of ambient air pollutants.					5,700.00	5,700.00
AQ	56930	Exxon Mobil Corporation	10/25/2019	1.00:1	25,000.00	0.00	12,500.00	12,500.00	12,500.00
		POLLUTION PREVENTION	Performing Party shall use SEP Funds to perform energy efficiency upgrades on public buildings and infrastructure.					12,500.00	12,500.00
AQ	57328	BASF Corporation	05/12/2020	1.00:1	20,188.00	0.00	10,094.00	10,094.00	10,094.00

\* There are Multiple Respondent Names associated to this Case No.

## Appendix 2: List of SEP's & SEP Projects - FY2020

### Single Program

		POLLUTION PREVENTION	The contribution will be used in accordance with the Supplemental Environmental Project Agreement between the Houston-Galveston AERCO and the Texas Commission on Environmental Quality. SEP monies will be used to pay for the cost of replacing older diesel buses with alternative fueled or clean diesel buses.	10,094.00	10,094.00				
AQ	57402	BASF TOTAL Petrochemicals LLC	06/16/2020	1.00:1	29,125.00	5,825.00	11,650.00	11,650.00	11,650.00
		POLLUTION PREVENTION	Conduct home energy audits and to assist low income residents in the West Port Arthur area in improving their homes' energy efficiency such as by caulking, weatherizing, insulating, and replacing heating and cooling systems and major appliances with new, energy efficient equipment.				11,650.00	11,650.00	
AQ	56774	Formosa Plastics Corporation, Texas	03/05/2020	1.00:1	56,250.00	11,250.00	22,500.00	22,500.00	22,500.00
		POLLUTION PREVENTION	Project will fuse funds to aid local school districts, area transit agencies, and local governments in need of funding assistance to pay for the cost of the following activities to reduce emissions.				22,500.00	22,500.00	
AQ	56729	Lyondell Chemical Company	09/03/2019	1.00:1	6,525.00	1,305.00	2,610.00	2,610.00	2,610.00
		POLLUTION PREVENTION	Performing Party shall use SEP Funds to perform energy efficiency upgrades on public buildings and infrastructure.				2,610.00	2,610.00	
AQ	56685	General Cable Texas Operations L.P.	09/03/2019	1.00:1	4,125.00	825.00	1,650.00	1,650.00	1,650.00
		POLLUTION PREVENTION	Project will fuse funds to aid local school districts, area transit agencies, and local governments in need of funding assistance to pay for the cost of the following activities to reduce emissions.				1,650.00	1,650.00	
AQ	56863	Citgo Pipeline Company	07/20/2020	1.00:1	15,750.00	0.00	7,875.00	7,875.00	7,875.00
		POLLUTION PREVENTION	Conduct home energy audits and to assist low income residents in the West Port Arthur area in improving their homes' energy efficiency such as by caulking, weatherizing, insulating, and replacing heating and cooling systems and major appliances with new, energy efficient equipment.				7,875.00	7,875.00	
AQ	57639	Equistar Chemicals, LP	07/20/2020	1.00:1	46,439.00	9,287.00	18,576.00	18,576.00	18,576.00
		POLLUTION PREVENTION	Performing Party shall use SEP Funds to perform energy efficiency upgrades on public buildings and infrastructure.				18,576.00	18,576.00	
AQ	58483	Frio LaSalle Pipeline, LP	07/06/2020	1.00:1	7,876.00	0.00	3,938.00	3,938.00	3,938.00
		POLLUTION PREVENTION	High Emission Vehicle Replacement Project - used to reimburse an eligible public entity for the total purchase price or five-year lease price of a standard base model alternative-fueled vehicle that will replace an eligible older, diesel-fueled vehicle that the public entity has decommissioned and removed from its fleet.				3,938.00	3,938.00	
AQ	57414	Motiva Enterprises LLC	04/27/2020	1.00:1	26,251.00	5,250.00	10,501.00	10,500.00	10,500.00
		POLLUTION PREVENTION	Conduct home energy audits and to assist low income residents in the West Port Arthur area in improving their homes' energy efficiency such as by caulking, weatherizing, insulating, and replacing heating and cooling systems and major appliances with new, energy efficient equipment.				10,500.00	10,500.00	
AQ	56695	Equistar Chemicals, LP	12/18/2019	1.00:1	26,101.00	5,220.00	10,441.00	10,440.00	10,440.00
		POLLUTION PREVENTION	SEP funds will be used to supplement existing operation of a network of ambient air monitoring stations that continuously measure and record concentrations of ambient air pollutants.				10,440.00	10,440.00	
AQ	57176	Shintech Incorporated	04/27/2020	1.00:1	105,741.00	21,148.00	42,297.00	42,296.00	42,296.00
		POLLUTION PREVENTION	The Respondent will contribute to Barbers Hill Independent School District's ("Barbers Hill ISD") Alternative Fueled Vehicle and Equipment Program. SEP monies will be used to retire current diesel-powered or gasoline powered vehicles and equipment and replace those vehicles and equipment with alternative-fueled vehicles and equipment; convert current vehicles and equipment to alternative-fueled equipment; or retrofit current gasoline or diesel-powered equipment.				21,148.00	21,148.00	

\* There are Multiple Respondent Names associated to this Case No.

## Appendix 2: List of SEP's & SEP Projects - FY2020

### Single Program

	POLLUTION PREVENTION	TCISD Alternative Fuel School Bus Program - shall use SEP Funds to purchase lower-emission propane fueled school buses that are model year 2010 or newer buses to replace buses currently in the fleet that are model year 2006 or older buses.					21,148.00	21,148.00
AQ	58135	Odjell Terminals (Houston) Inc.	08/16/2020	1.00:1	31,500.00	6,300.00	12,600.00	12,600.00
	POLLUTION PREVENTION	SEP funds will be used to supplement existing operation of a network of ambient air monitoring stations that continuously measure and record concentrations of ambient air pollutants.					12,600.00	12,600.00
AQ	57337	Gentex Power Corporation	03/05/2020	1.00:1	13,500.00	2,700.00	0.00	10,800.00
	POLLUTION PREVENTION	Project will fuse funds to aid local school districts, area transit agencies, and local governments in need of funding assistance to pay for the cost of the following activities to reduce emissions: 1) replacing older diesel buses with alternative fueled or clean diesel buses; or 2) retrofitting older diesel buses with new cleaner technology.					10,800.00	10,800.00
AQ	58391	Blue Cube Operations LLC	05/19/2020	1.00:1	3,375.00	675.00	1,350.00	1,350.00
	POLLUTION PREVENTION	RC&D will coordinate with local city and county government officials to clean-up sites where tires have been disposed of illegally. Contributions will be used to clean up illegal tire sites. Eligible sites will be limited to areas where a responsible party can not be identified and where there is no preexisting obligation to clean up the site by the owner or government. SEP monies will be used for the direct cost of collection and disposal of debris and tires.					1,350.00	1,350.00
AQ	57946	Exxon Mobil Corporation	02/11/2020	1.00:1	6,787.00	1,357.00	2,715.00	2,715.00
	POLLUTION PREVENTION	Performing Party shall use SEP Funds to perform energy efficiency upgrades on public buildings and infrastructure.					2,715.00	2,715.00
AQ	56301	Marathon Petroleum Company LP *	12/18/2019	1.00:1	26,252.00	5,249.00	10,502.00	10,501.00
	POLLUTION PREVENTION	SEP funds will be used to supplement existing operation of a network of ambient air monitoring stations that continuously measure and record concentrations of ambient air pollutants. Specifically, SEP Funds will be used to operate, maintain, and potentially expand portions of the existing ambient air quality monitoring network in the Houston area in order to continue to provide information on data quality and trends to the public, TCEQ, and industry representatives.					10,501.00	10,501.00
AQ	56561	Chevron Phillips Chemical Company LP	12/18/2019	1.00:1	60,938.00	12,187.00	24,376.00	24,375.00
	POLLUTION PREVENTION	Conduct home energy audits and to assist low income residents in the West Port Arthur area in improving their homes' energy efficiency such as by caulking, weatherizing, insulating, and replacing heating and cooling systems and major appliances with new, energy efficient equipment.					24,375.00	24,375.00
AQ	57198	Equistar Chemicals, LP	03/05/2020	1.00:1	15,000.00	3,000.00	6,000.00	6,000.00
	POLLUTION PREVENTION	SEP funds will be used to supplement existing operation of a network of ambient air monitoring stations that continuously measure and record concentrations of ambient air pollutants.					6,000.00	6,000.00
AQ	56710	Targa Midstream Services LLC	11/22/2019	1.00:1	167,700.00	33,540.00	67,080.00	67,080.00
	POLLUTION PREVENTION	Third-Party Administrator operates a fleet of school buses. Some of these buses are older and emit harmful air pollution. Third-Party Administrator shall use SEP Funds to purchase a lower-emission school bus that is model year 2010 or newer.					67,080.00	67,080.00
AQ	55801	Woot Services LLC	11/18/2019	1.00:1	303,375.00	60,675.00	121,350.00	121,350.00
	POLLUTION PREVENTION	The Performing Party shall provide reimbursement to schools, school districts, or school bus operators that retrofit, repower, or replace older school buses with newer model year buses or cleaner technology.					121,350.00	121,350.00
AQ	59026	Oq Chemicals Corporation	08/18/2020	1.00:1	5,916.00	1,183.00	2,367.00	2,366.00

\* There are Multiple Respondent Names associated to this Case No.

## Appendix 2: List of SEP's & SEP Projects - FY2020

### Single Program

	POLLUTION PREVENTION	Project will fuse funds to aid local school districts, area transit agencies, and local governments in need of funding assistance to pay for the cost of the following activities to reduce emissions: 1) replacing older diesel buses with alternative fueled or clean diesel buses; or 2) retrofitting older diesel buses with new cleaner technology.	2,366.00	2,366.00					
AQ	57870	Rohm And Haas Texas Incorporated *	06/16/2020	1.00:1	33,038.00	6,607.00	13,216.00	13,215.00	13,215.00
	POLLUTION PREVENTION	SEP funds will be used to supplement existing operation of a network of ambient air monitoring stations that continuously measure and record concentrations of ambient air pollutants.						13,215.00	13,215.00
AQ	58115	BASF TOTAL Petrochemicals LLC	05/19/2020	1.00:1	7,500.00	1,500.00	3,000.00	3,000.00	3,000.00
	POLLUTION PREVENTION	Conduct home energy audits and to assist low income residents in the West Port Arthur area in improving their homes' energy efficiency such as by caulking, weatherizing, insulating, and replacing heating and cooling systems and major appliances with new, energy efficient equipment.						3,000.00	3,000.00
AQ	56969	Motiva Chemicals LLC	01/21/2020	1.00:1	15,000.00	3,000.00	6,000.00	6,000.00	6,000.00
	POLLUTION PREVENTION	Conduct home energy audits and to assist low income residents in the West Port Arthur area in improving their homes' energy efficiency such as by caulking, weatherizing, insulating, and replacing heating and cooling systems and major appliances with new, energy efficient equipment.						6,000.00	6,000.00
AQ	57418	Marathon Oil EF LLC	03/05/2020	1.00:1	8,888.00	1,777.00	3,556.00	3,555.00	3,555.00
	POLLUTION PREVENTION	Project will fuse funds to aid local school districts, area transit agencies, and local governments in need of funding assistance to pay for the cost of the following activities to reduce emissions: 1) replacing older diesel buses with alternative fueled or clean diesel buses; or 2) retrofitting older diesel buses with new cleaner technology						3,555.00	3,555.00
AQ	57202	Exxon Mobil Corporation	02/03/2020	1.00:1	40,500.00	8,100.00	16,200.00	16,200.00	16,200.00
	POLLUTION PREVENTION	SEP funds will be used to supplement existing operation of a network of ambient air monitoring stations that continuously measure and record concentrations of ambient air pollutants.						16,200.00	16,200.00
AQ	58428	Braskem America, Inc.	07/20/2020	1.00:1	15,180.00	3,036.00	6,072.00	6,072.00	6,072.00
	POLLUTION PREVENTION	Performing Party shall use SEP Funds to perform energy efficiency upgrades on public buildings and infrastructure.						6,072.00	6,072.00
AQ	57110	Oxy Vinyls, LP	03/05/2020	1.00:1	16,575.00	3,315.00	6,630.00	6,630.00	6,630.00
	POLLUTION PREVENTION	SEP funds will be used to supplement existing operation of a network of ambient air monitoring stations that continuously measure and record concentrations of ambient air pollutants.						6,630.00	6,630.00
AQ	54797	Enterprise Products Operating LLC	07/20/2020	1.00:1	210,938.00	42,187.00	105,469.00	63,282.00	63,282.00
	POLLUTION PREVENTION	Performing Party shall use SEP Funds to perform energy efficiency upgrades on public buildings and infrastructure.						63,282.00	63,282.00
AQ	57526	E. I. du Pont de Nemours and Company	07/06/2020	1.00:1	11,000.00	2,200.00	4,400.00	4,400.00	4,400.00
	POLLUTION PREVENTION	SEP funds will be used by the Third-Party Administrator to purchase equipment (such as automated canister samplers), hardware, software, and licenses to enable the monitoring, and for the cost of operating, maintaining, and periodically upgrading or adding to these air monitoring stations along with ancillary equipment approved by TCEQ.						4,400.00	4,400.00
AQ	57505	Blanchard Refining Company LLC	07/20/2020	1.00:1	39,375.00	7,875.00	15,750.00	15,750.00	15,750.00
	POLLUTION PREVENTION	SEP funds will be used to supplement existing operation of a network of ambient air monitoring stations that continuously measure and record concentrations of ambient air pollutants.						15,750.00	15,750.00

\* There are Multiple Respondent Names associated to this Case No.

## Appendix 2: List of SEP's & SEP Projects - FY2020

### Single Program

AQ	58126	Air Products LLC	02/25/2020	1.00:1	4,687.00	937.00	1,875.00	1,875.00	1,875.00
		POLLUTION PREVENTION	SEP funds will be used by the Third-Party Administrator to purchase equipment (such as automated canister samplers), hardware, software, and licenses to enable the monitoring, and for the cost of operating, maintaining, and periodically upgrading or adding to these air monitoring stations along with ancillary equipment approved by TCEQ.					1,875.00	1,875.00
AQ	56267	Southcross Gathering Ltd.	10/21/2019	1.00:1	9,001.00	1,800.00	3,601.00	3,600.00	3,600.00
		POLLUTION PREVENTION	High Emission Vehicle Replacement Project - used to reimburse an eligible public entity for the total purchase price or five-year lease price of a standard base model alternative-fueled vehicle that will replace an eligible older, diesel-fueled vehicle that the public entity has decommissioned and removed from its fleet.					3,600.00	3,600.00
IHWHL	52903	Dlubak Glass Company	09/16/2019	1.00:1	175,000.00	0.00	87,500.00	87,500.00	87,500.00
		POLLUTION PREVENTION	Project will repair or replace failing water systems or on-site wastewater systems for low-income homeowners. SEP funds will be used to pay for the labor and material costs related to repairing or replacing the failing systems. The recipients will not be charged for the cost of replacing or repairing the failing system.					87,500.00	87,500.00
MSW	57681	City of Post	08/27/2020	1.00:1	35,751.00	7,150.00	0.00	28,601.00	28,601.00
		POLLUTION PREVENTION	Project will repair or replace failing water systems or on-site wastewater systems for low-income homeowners. SEP funds will be used to pay for the labor and material costs related to repairing or replacing the failing systems. The recipients will not be charged for the cost of replacing or repairing the failing system.					28,601.00	28,601.00
MSW	56006	City Of Littlefield	12/18/2019	1.00:1	68,775.00	13,755.00	0.00	55,020.00	55,020.00
		POLLUTION REDUCTION	C-SEP; CLOSE LANDFILL; REPAIR LANDFILL					55,020.00	55,020.00
MSW	55963	City of Haskell	01/21/2020	1.00:1	27,163.00	5,432.00	0.00	21,731.00	21,731.00
		POLLUTION PREVENTION	Project will coordinate with city and/or county government for the clean up of sites where trash and debris has been disposed of illegally. Eligible sites will be limited to those where a responsible party can not be identified, there is no preexisting obligation to clean up the site by the owner or the government, and reasonable efforts have already been taken to prevent the dumping. SEP funds shall be used for the direct cost of collection and disposal of the trash and debris.					8,000.00	8,000.00
		POLLUTION PREVENTION	Project shall coordinate collection events for local residents to bring in household hazardous waste such as paint, thinners, pesticides, oil and gas, corrosive cleaners, and fertilizers for proper disposal. Where available, the projects may also offer electronics collection and recycling. SEP funds shall be used for collection, recycling and disposal.					5,731.00	5,731.00
		POLLUTION PREVENTION	RC&D will coordinate with local city and county government officials to clean-up sites where tires have been disposed of illegally. Contributions will be used to clean up illegal tire sites. Eligible sites will be limited to areas where a responsible party can not be identified and where there is no preexisting obligation to clean up the site by the owner or government. SEP monies will be used for the direct cost of collection and disposal of debris and tires.					8,000.00	8,000.00
MSW	56599	City Of Eldorado	04/27/2020	1.00:1	15,125.00	3,025.00	0.00	12,100.00	12,100.00
		POLLUTION PREVENTION	Landfill Fencing					12,100.00	12,100.00
MSW	57416	City of Port Arthur	07/06/2020	1.00:1	49,087.00	9,817.00	0.00	39,270.00	39,270.00
		POLLUTION PREVENTION	RC&D will coordinate with local city and county government officials to clean-up sites where tires have been disposed of illegally. Contributions will be used to clean up illegal tire sites. Eligible sites will be limited to areas where a responsible party can not be identified and where there is no preexisting obligation to clean up the site by the owner or government. SEP monies will be used for the direct cost of collection and disposal of debris and tires.					39,270.00	39,270.00

\* There are Multiple Respondent Names associated to this Case No.

## Appendix 2: List of SEP's & SEP Projects - FY2020

### Single Program

MSW	57421	City of Cotulla	06/30/2020	1.00:1	3,125.00	625.00	0.00	2,500.00	2,500.00
		POLLUTION PREVENTION	RC&D will coordinate with local city and county government officials to clean-up sites where tires have been disposed of illegally. Contributions will be used to clean up illegal tire sites. Eligible sites will be limited to areas where a responsible party can not be identified and where there is no preexisting obligation to clean up the site by the owner or government. SEP monies will be used for the direct cost of collection and disposal of debris and tires.					2,500.00	2,500.00
PST	56556	City of La Feria	02/14/2020	1.00:1	13,439.00	2,687.00	0.00	10,752.00	10,752.00
		POLLUTION PREVENTION	RC&D will coordinate with local city and county government officials to clean-up sites where tires have been disposed of illegally. Contributions will be used to clean up illegal tire sites. Eligible sites will be limited to areas where a responsible party can not be identified and where there is no preexisting obligation to clean up the site by the owner or government. SEP monies will be used for the direct cost of collection and disposal of debris and tires.					10,752.00	10,752.00
PST	56671	Sanger Independent School District	11/22/2019	1.00:1	9,751.00	1,950.00	0.00	7,801.00	7,801.00
		POLLUTION PREVENTION	Public Water System Assistance Project - Third-Party Administrator shall coordinate with Local Governments, public and private entities, water supply corporations, and non-profit organizations to expend SEP Funds to repair or replace failing public water systems throughout Texas. Third-Party Administrator shall ensure that all repairs, replacements, and installations made pursuant to this Agreement are performed in compliance with local, state, and federal rules relating to PWSs and performed by a properly licensed individual.					7,801.00	7,801.00
PST	57430	Murphy Oil USA, Inc.	01/21/2020	1.00:1	18,777.00	3,755.00	7,511.00	7,511.00	7,511.00
		POLLUTION PREVENTION	The contribution will be used to repair or replace failing public water systems (PWSs) throughout Texas. The Third-Party Administrator shall coordinate with local governments, public and private entities, water supply corporations, and non-profit organizations to expend SEP Funds to repair or replace failing PWSs.					7,511.00	7,511.00
PST	56223	Westwood Independent School District	11/05/2019	1.00:1	3,750.00	750.00	0.00	3,000.00	3,000.00
		POLLUTION PREVENTION	UST Removal and AST Installation					3,000.00	3,000.00
PST	57153	City of Port Arthur	02/11/2020	1.00:1	7,150.00	1,430.00	0.00	5,720.00	5,720.00
		POLLUTION PREVENTION	UST Removal					5,720.00	5,720.00
PST	57111	Ysleta I S D	02/03/2020	1.00:1	13,538.00	2,707.00	0.00	10,831.00	10,831.00
		POLLUTION PREVENTION	Project will coordinate with city and/or county government for hte clean up of sites where trash and debris has been disposed of illegally. Eligible sites will be limited to those where a responsible party can not be identified, there is no preexisting obligation to clean up the site by the owner or the government, and reasonable efforts have already been taken to prevent the dumping. SEP funds shall be used for the direct cost of collection and disposal of the trash and debris.					10,831.00	10,831.00
PST	57342	Texas Department of Transportation	12/03/2019	1.00:1	2,813.00	562.00	0.00	2,251.00	2,251.00
		POLLUTION PREVENTION	RC&D will coordinate with local city and county government officials to clean-up sites where tires have been disposed of illegally. Contributions will be used to clean up illegal tire sites. Eligible sites will be limited to areas where a responsible party can not be identified and where there is no preexisting obligation to clean up the site by the owner or government. SEP monies will be used for the direct cost of collection and disposal of debris and tires.					2,251.00	2,251.00
PST	57358	United Parcel Service, Inc.	07/20/2020	1.00:1	34,552.00	0.00	17,276.00	17,276.00	17,276.00

\* There are Multiple Respondent Names associated to this Case No.

## Appendix 2: List of SEP's & SEP Projects - FY2020

### Single Program

	POLLUTION PREVENTION	Respondent shall contribute the SEP Offset Amount to the Third-Party Administrator named above. The contribution will be to the Texas Association of Resource Conservation & Development Areas, Inc. ("RC&D") for the Wastewater Treatment Assistance project. The contribution will be used in accordance with the Supplemental Environmental Project Agreement between the Third-Party Administrator and the TCEQ (the "Project"). Specifically, the SEP Offset Amount shall be used to repair or replace failing or inadequately designed on-site wastewater treatment systems such as septic systems for low income households. Low-income households fall at or below the 80 percent median income level for households in the county where they live.	17,276.00	17,276.00					
PWS	56998	City of Burnet	03/06/2020	1.00:1	7,500.00	0.00	0.00	7,500.00	7,500.00
	POLLUTION PREVENTION	Project shall coordinate collection events for local residents to bring in household hazardous waste such as paint, thinners, pesticides, oil and gas, corrosive cleaners, and fertilizers for proper disposal. Where available, the projects may also offer electronics collection and recycling. SEP funds shall be used for collection, recycling and disposal.						7,500.00	7,500.00
PWS	57016	Texas Department of Criminal Justice	09/24/2019	1.00:1	190.00	38.00	0.00	152.00	152.00
	POLLUTION PREVENTION	Project will repair or replace failing water systems or on-site wastewater systems for low-income homeowners. SEP funds will be used to pay for the labor and material costs related to repairing or replacing the failing systems. The recipients will not be charged for the cost of replacing or repairing the failing system.						152.00	152.00
PWS	57539	City of Taft	03/24/2020	1.00:1	3,428.00	685.00	0.00	2,743.00	2,743.00
	POLLUTION PREVENTION	Ground Storage Tank Improvement						2,743.00	2,743.00
PWS	57256	City of Granite Shoals	02/03/2020	1.00:1	1,910.00	0.00	0.00	1,910.00	1,910.00
	POLLUTION PREVENTION	The contribution will be used to repair or replace failing public water systems (PWSs) throughout Texas. The Third-Party Administrator shall coordinate with local governments, public and private entities, water supply corporations, and non-profit organizations to expend SEP Funds to repair or replace failing PWSs.						1,910.00	1,910.00
PWS	57060	City of George West	12/17/2019	1.00:1	3,099.00	619.00	0.00	2,480.00	2,480.00
	POLLUTION PREVENTION	Water Monitoring & Pollution Prevention-New Water Sample Stations						2,480.00	2,480.00
WQ	56393	INEOS NITRILES USA LLC	10/25/2019	1.00:1	42,400.00	0.00	21,200.00	21,200.00	21,200.00
	POLLUTION PREVENTION	Project shall coordinate collection events for local residents to bring in household hazardous waste such as paint, thinners, pesticides, oil and gas, corrosive cleaners, and fertilizers for proper disposal. Where available, the projects may also offer electronics collection and recycling. SEP funds shall be used for collection, recycling and disposal.						21,200.00	21,200.00
WQ	58494	Phillips 66 Gulf Coast Properties LLC *	08/04/2020	1.00:1	19,350.00	0.00	9,675.00	9,675.00	9,675.00
	POLLUTION PREVENTION	The Big Thicket National Preserve is a heavily forested area in southeast Texas that spans approximately 105,684 acres. The Preserve ranges through 250 miles of waterways across seven east Texas counties (Hardin, Jefferson, Orange, Jasper, Liberty, Polk, and Tyler Counties). The Neches River forms the eastern boundary. The Preserve is one of the most biologically diverse ecosystems in the world.						9,675.00	9,675.00
WQ	57123	Town of Flower Mound	02/03/2020	1.00:1	6,563.00	0.00	0.00	6,563.00	6,563.00
	POLLUTION REDUCTION	C-SEP; POTABLE WATER DECHLORINATION						6,563.00	6,563.00
WQ	56885	City of Weslaco	12/18/2019	1.00:1	14,287.00	2,857.00	0.00	11,430.00	11,430.00
	POLLUTION PREVENTION	WWTP Improvements-Clarifier No. 1 Rehabilitation						11,430.00	11,430.00

\* There are Multiple Respondent Names associated to this Case No.

## Appendix 2: List of SEP's & SEP Projects - FY2020

### Single Program

WQ	57568	City of Corrigan	05/25/2020	1.00:1	18,375.00	0.00	0.00	18,375.00	18,375.00
		POLLUTION PREVENTION	Manhole Repair and Rehab					18,375.00	18,375.00
WQ	35088	City of Childress	11/22/2019	1.00:1	94,876.00	0.00	0.00	94,876.00	94,876.00
		POLLUTION REDUCTION	C-SEP: FORCE MAIN FROM PRISON TO EAST SIDE SEWER PLANT					94,876.00	94,876.00
WQ	57336	City of Sundown	12/03/2019	1.00:1	6,562.00	1,312.00	0.00	5,250.00	5,250.00
		POLLUTION PREVENTION	WWTP Pond Liner Investigation					5,250.00	5,250.00
WQ	56024	LyondellBasell Acetyls, LLC *	02/14/2020	1.00:1	109,903.00	21,980.00	43,962.00	43,961.00	43,961.00
		POLLUTION PREVENTION	Colonel James Morgan New Washington Prairie - the SEP Offset Amount will be used to preserve in perpetuity 52 acres of land within the City of Morgan's Point in Harris County. Sixteen acres shall be preserved as palustrine emergent and palustrine forested wetlands. Thirty-six acres shall be maintained by the Third-Party Administrator as open space for public use.					43,961.00	43,961.00
WQ	57650	City of Gustine	04/07/2020	1.00:1	5,325.00	1,065.00	0.00	4,260.00	4,260.00
		POLLUTION PREVENTION	WWTP Improvements					4,260.00	4,260.00
WQ	55976	City of Streetman	11/22/2019	1.00:1	24,412.00	4,882.00	0.00	19,530.00	19,530.00
		POLLUTION PREVENTION	WWTP Improvements					19,530.00	19,530.00
WQ	57348	City of Ralls	04/07/2020	1.00:1	3,937.00	787.00	0.00	3,150.00	3,150.00
		POLLUTION PREVENTION	Tire Cleanup and Disposal					3,150.00	3,150.00
WQ	56432	City of Rockdale	10/01/2019	1.00:1	39,250.00	0.00	0.00	39,250.00	39,250.00
		POLLUTION REDUCTION	SCADA UPDATE AND IMPROVEMENTS					39,250.00	39,250.00
WQ	57521	City of East Tawakoni	03/05/2020	1.00:1	20,625.00	4,125.00	0.00	16,500.00	16,500.00
		PUBLIC EDUCATION	Wastewater Treatment Facility Repair					16,500.00	16,500.00
WQ	56835	City of Emory	09/16/2019	1.00:1	10,062.00	2,012.00	0.00	8,050.00	8,050.00
		POLLUTION PREVENTION	WWTP Improvements					8,050.00	8,050.00
WQ	56448	City of Huntington	05/12/2020	1.00:1	50,488.00	10,097.00	0.00	40,391.00	40,391.00
		POLLUTION PREVENTION	Creek Crossing Sewer Main Improvements					40,391.00	40,391.00
WQ	57387	Schertz/Seguin Local Government Corporation	02/25/2020	1.00:1	4,063.00	812.00	0.00	3,251.00	3,251.00
		POLLUTION PREVENTION	The contribution will be used to repair or replace failing public water systems (PWSs) throughout Texas. The Third-Party Administrator shall coordinate with local governments, public and private entities, water supply corporations, and non-profit organizations to expend SEP Funds to repair or replace failing PWSs.					3,251.00	3,251.00
WQ	56712	City of Aransas Pass	05/12/2020	1.00:1	93,350.00	18,670.00	0.00	74,680.00	74,680.00
		POLLUTION REDUCTION	C-SEP; DRYING BEDS IMPROVEMENTS					74,680.00	74,680.00
WQ	56641	City Of Robert Lee	04/02/2020	1.00:1	27,125.00	5,425.00	0.00	21,700.00	21,700.00
		POLLUTION PREVENTION	WWTP Improvements					21,700.00	21,700.00
WQ	56418	City of Liberty Hill	06/16/2020	1.00:1	114,563.00	22,912.00	0.00	91,651.00	91,651.00
		POLLUTION REDUCTION	C-SEP; ACCESS PLATFORM AND SECONDARY HEADWORKS SCREEN					91,651.00	91,651.00
WQ	58067	City of Dumas	06/16/2020	1.00:1	17,100.00	3,420.00	0.00	13,680.00	13,680.00
		POLLUTION PREVENTION	WWTP Improvement					13,680.00	13,680.00

\* There are Multiple Respondent Names associated to this Case No.



## Appendix 2: List of SEP's & SEP Projects - FY2020

### Single Program

WQ	56445	City of White Settlement	12/18/2019	1.00:1	5,250.00	0.00	0.00	5,250.00	5,250.00
		POLLUTION PREVENTION	RC&D will coordinate with local city and county government officials to clean-up sites where tires have been disposed of illegally. Contributions will be used to clean up illegal tire sites. Eligible sites will be limited to areas where a responsible party can not be identified and where there is no preexisting obligation to clean up the site by the owner or government. SEP monies will be used for the direct cost of collection and disposal of debris and tires.					5,250.00	5,250.00
WQ	57305	City of Manor	08/04/2020	1.00:1	54,938.00	10,987.00	0.00	43,951.00	43,951.00
		POLLUTION PREVENTION	Lift Station Improvements/Repairs					43,951.00	43,951.00
WQ	56523	City of Elsa	12/18/2019	1.00:1	11,250.00	2,250.00	0.00	9,000.00	9,000.00
		POLLUTION PREVENTION	Lower Rio Grande Water Quality Initiatives - the SEP Offset Amount will be used to assist communities in the Lower Rio Grande region (from the Falcon Dam to the Gulf of Mexico) by working with TCEQ, Environmental Protection Agency, Comisión Nacional de Agua, and Comisión Estratal del Agua de Tamaulipas to improve Rio Grande water quality.					9,000.00	9,000.00
WQ	55148	City of Castroville	02/14/2020	1.00:1	77,700.00	15,540.00	0.00	62,160.00	62,160.00
		POLLUTION REDUCTION	WWTP IMPROVEMENTS; V-NOTCH, FLOW MEASUREMENT & CHLORINATION BLDG. W / ALARM AND VENTILATION					62,160.00	62,160.00
WQ	56463	City of Kingsville	03/05/2020	1.00:1	38,750.00	0.00	0.00	38,750.00	38,750.00
		POLLUTION PREVENTION	Project will repair or replace failing water systems or on-site wastewater systems for low-income homeowners. SEP funds will be used to pay for the labor and material costs related to repairing or replacing the failing systems. The recipients will not be charged for the cost of replacing or repairing the failing system.					38,750.00	38,750.00
WQ	57857	City of Rio Vista	05/12/2020	1.00:1	44,625.00	0.00	0.00	44,625.00	44,625.00
		POLLUTION PREVENTION	Sewer System Repairs					44,625.00	44,625.00
WQ	57228	City Of Bastrop	07/06/2020	1.00:1	83,025.00	16,605.00	0.00	66,420.00	66,420.00
		POLLUTION PREVENTION	RC&D will coordinate with local city and county government officials to clean-up sites where tires have been disposed of illegally. Contributions will be used to clean up illegal tire sites. Eligible sites will be limited to areas where a responsible party can not be identified and where there is no preexisting obligation to clean up the site by the owner or government. SEP monies will be used for the direct cost of collection and disposal of debris and tires.					66,420.00	66,420.00
WQ	57528	City of Crockett	04/13/2020	1.00:1	11,250.00	2,250.00	0.00	9,000.00	9,000.00
		POLLUTION PREVENTION	Northside Influent Pump Station Repairs					9,000.00	9,000.00
WQ	57197	Meadowhill Regional MUD	12/18/2019	1.00:1	32,025.00	6,405.00	0.00	25,620.00	25,620.00
		POLLUTION REDUCTION	C-SEP; WWTP IMPROVEMENTS					25,620.00	25,620.00
WQ	55978	City Of Olton	10/25/2019	1.00:1	26,189.00	5,237.00	0.00	20,952.00	20,952.00
		POLLUTION PREVENTION	WWTP Pond Improvements					20,952.00	20,952.00
WQ	57883	City of Laredo	08/04/2020	1.00:1	42,600.00	8,520.00	0.00	34,080.00	34,080.00
		CLEAN UP	Waterway Cleanup/Stream Restoration					34,080.00	34,080.00
WQ	57149	City of Aubrey	12/18/2019	1.00:1	9,375.00	1,875.00	0.00	7,500.00	7,500.00
		POLLUTION REDUCTION	C-SEP; BLOWERS AND DIFFUSER INSTALLATION					7,500.00	7,500.00
WQ	53224	City of Moody	01/28/2020	1.00:1	5,325.00	0.00	0.00	5,325.00	5,325.00
		POLLUTION PREVENTION	Sewer Main Repair					5,325.00	5,325.00

\* There are Multiple Respondent Names associated to this Case No.

## Appendix 2: List of SEP's & SEP Projects - FY2020

### Single Program

WQ	56651	North Texas Municipal Water District	03/06/2020	1.00:1	7,275.00	0.00	0.00	7,275.00	7,275.00
		POLLUTION PREVENTION	Household Hazardous Waste Collection Events - Third-Party Administrator shall hold household hazardous waste collection events in three regional locations to offer citizens the opportunity to recycle and/or dispose of hazardous material including paint, tires, poisons, antifreeze, used electronics, and other items that are difficult to dispose of in order to deter illegal dumping of these materials.					7,275.00	7,275.00
WQ	56891	City of Horseshoe Bay	12/18/2019	1.00:1	7,500.00	0.00	0.00	7,500.00	7,500.00
		POLLUTION PREVENTION	Project shall coordinate collection events for local residents to bring in household hazardous waste such as paint, thinners, pesticides, oil and gas, corrosive cleaners, and fertilizers for proper disposal. Where available, the projects may also offer electronics collection and recycling. SEP funds shall be used for collection, recycling and disposal.					7,500.00	7,500.00
WQ	56752	City of Kaufman	08/27/2020	1.00:1	36,650.00	7,329.00	0.00	29,321.00	29,321.00
		POLLUTION PREVENTION	WWTP Improvement-Stormwater Holding Basin Expansion					29,321.00	29,321.00
WQ	57543	North Texas Municipal Water District	05/25/2020	1.00:1	7,275.00	0.00	0.00	7,275.00	7,275.00
		POLLUTION PREVENTION	Household Hazardous Waste Collection Events - Third-Party Administrator shall hold household hazardous waste collection events in three regional locations to offer citizens the opportunity to recycle and/or dispose of hazardous material including paint, tires, poisons, antifreeze, used electronics, and other items that are difficult to dispose of in order to deter illegal dumping of these materials.					7,275.00	7,275.00
WQ	56694	Liberty Utilities (Woodmark Sewer) Corp.	10/25/2019	1.00:1	12,375.00	0.00	6,188.00	6,187.00	6,187.00
		POLLUTION PREVENTION	Project shall coordinate collection events for local residents to bring in household hazardous waste such as paint, thinners, pesticides, oil and gas, corrosive cleaners, and fertilizers for proper disposal. Where available, the projects may also offer electronics collection and recycling. SEP funds shall be used for collection, recycling and disposal.					6,187.00	6,187.00
WQ	56873	City of Big Lake	04/27/2020	1.00:1	21,563.00	0.00	0.00	21,563.00	21,563.00
		POLLUTION PREVENTION	WWTP Improvement - UV System Upgrade					21,563.00	21,563.00
WQ	56957	City of Hooks	01/21/2020	1.00:1	85,000.00	0.00	0.00	85,000.00	85,000.00
		POLLUTION REDUCTION	C-SEP; AERATION IMPROVEMENTS					85,000.00	85,000.00
WQ	57938	City of Bells	06/02/2020	1.00:1	4,875.00	975.00	0.00	3,900.00	3,900.00
		POLLUTION PREVENTION	WWTP Improvement					3,900.00	3,900.00
WQ	56464	City of Gainesville	09/16/2019	1.00:1	37,375.00	0.00	0.00	37,375.00	37,375.00
		POLLUTION REDUCTION	C-SEP; REPAIR SLUDGE RAKE AND REMOVE SLUDGE FROM BASIN					37,375.00	37,375.00
WQ	57398	The Chemours Company FC, LLC	03/05/2020	1.00:1	30,187.00	6,037.00	12,075.00	12,075.00	12,075.00
		POLLUTION PREVENTION	The Respondent shall contribute to the Third-Party Administrator pursuant to the agreement between the Third-Party Administrator and the TCEQ. Specifically, the contribution will improve and maintain the wetland habitat of the Myrtle Foester-Whitmire Unit of the Aransas National Wildlife Refuge for waterfowl and shorebirds.					12,075.00	12,075.00
WQ	57823	Miller Waste Mills, Incorporated	08/27/2020	1.00:1	22,500.00	0.00	11,250.00	11,250.00	11,250.00
		POLLUTION PREVENTION	Project will repair or replace failing water systems or on-site wastewater systems for low-income homeowners. SEP funds will be used to pay for the labor and material costs related to repairing or replacing the failing systems. The recipients will not be charged for the cost of replacing or repairing the failing system.					11,250.00	11,250.00

\* There are Multiple Respondent Names associated to this Case No.

## Appendix 2: List of SEP's & SEP Projects - FY2020

### Single Program

WQ	57710	City of Poteet	05/25/2020	1.00:1	70,687.00	14,137.00	0.00	56,550.00	56,550.00
		POLLUTION PREVENTION	Sludge Drying Bed Improvements					56,550.00	56,550.00
WQ	56357	PHILLIPS 66 COMPANY	09/16/2019	1.00:1	30,000.00	6,000.00	12,000.00	12,000.00	12,000.00
		POLLUTION PREVENTION	The Respondent shall contribute the SEP offset amount to the Third Party Recipient named above. The contribution will be to the Friends of the River San Bernard for the Friends of the River San Bernard Natural Area Acquisition and Conservation Program, as set forth in the SEP Agreement referenced above between the Third Party Recipient and the TCEQ.					12,000.00	12,000.00
WQ	57140	City of White Oak	01/21/2020	1.00:1	9,000.00	1,800.00	0.00	7,200.00	7,200.00
		POLLUTION PREVENTION	WWTP Improvement - Clarifier No. 1 Rehabilitation					7,200.00	7,200.00
WQ	57427	Riverbend Water Resources District	03/05/2020	1.00:1	46,037.00	0.00	0.00	46,037.00	46,037.00
		POLLUTION PREVENTION	Inflow & Infiltration - Sanitary Sewer Evaluation Survey					46,037.00	46,037.00
WQ	56521	Lcy Elastomers LP	05/25/2020	1.00:1	30,000.00	6,000.00	12,000.00	12,000.00	12,000.00
		POLLUTION PREVENTION	The Third Party Administrator shall provide assistance to low-income homeowners to repair or replace malfunctioning or failing onsite wastewater treatment systems. H-GAC may also provide extension of first-time sewer service, pump-out service, and water conservation equipment such as low-flow showerheads.					12,000.00	12,000.00
WQ	57759	City of Cranfills Gap	01/28/2020	1.00:1	2,875.00	575.00	0.00	2,300.00	2,300.00
		POLLUTION PREVENTION	WWTP Improvements - Clarifier Repairs					2,300.00	2,300.00
WQ	57902	City of Baytown	06/16/2020	1.00:1	18,000.00	3,600.00	0.00	14,400.00	14,400.00
		POLLUTION PREVENTION	Lift Station Cleaning					14,400.00	14,400.00
WQ	56467	City of Palmer	10/25/2019	1.00:1	14,625.00	2,925.00	0.00	11,700.00	11,700.00
		POLLUTION REDUCTION	C-SEP; WWTP IMPROVEMENTS. CONSTRUCT A NEW 12" OVERFLOW PIPE TO THE EXISTING EQUALIZATION BASIN					11,700.00	11,700.00
WQ	56329	City of Pearsall	10/25/2019	1.00:1	11,625.00	2,325.00	0.00	9,300.00	9,300.00
		POLLUTION PREVENTION	WWTP Improvements					9,300.00	9,300.00
WQ	57412	Huntsman Petrochemical LLC	01/21/2020	1.00:1	18,150.00	3,630.00	7,260.00	7,260.00	7,260.00
		POLLUTION PREVENTION	Bayou Land Conservancy - Lake Houston Watershed - Western Watershed Protection Project: BLC has identified approximately 600 acres along the West Fork of the San Jacinto River, Spring Creek, Cypress Creek, and Lake Creek for acquisition of perpetual conservation easements in accordance with Subchapter A, Chapter 183, Texas Natural Resources Code.					7,260.00	7,260.00
WQ	55652	City of Smithville	09/24/2019	1.00:1	7,300.00	1,460.00	0.00	5,840.00	5,840.00
		POLLUTION REDUCTION	C-SEP; LIFT STATION IMPROVEMENTS, SPENT \$6,760 TOTAL ON SEP					5,840.00	5,840.00
WQ	56677	Texas Department of Transportation	09/03/2019	1.00:1	6,500.00	1,300.00	0.00	5,200.00	5,200.00
		POLLUTION PREVENTION	The contribution will be used to repair or replace failing public water systems (PWSs) throughout Texas. The Third-Party Administrator shall coordinate with local governments, public and private entities, water supply corporations, and non-profit organizations to expend SEP Funds to repair or replace failing PWSs.					5,200.00	5,200.00
WQ	56861	City of Liberty	12/18/2019	1.00:1	16,200.00	3,240.00	0.00	12,960.00	12,960.00
		POLLUTION REDUCTION	C-SEP; PURCHASE AND INSTALL TWO BLOWERS					12,960.00	12,960.00
WQ	55809	Town of Ponder	09/16/2019	1.00:1	29,250.00	0.00	0.00	29,250.00	29,250.00
		POLLUTION PREVENTION	WWTP Improvements - Blower System Replacement					29,250.00	29,250.00

\* There are Multiple Respondent Names associated to this Case No.

## Appendix 2: List of SEP's & SEP Projects - FY2020

### Single Program

WQ	58478	Texas Department of Transportation	08/04/2020	1.00:1	7,000.00	1,400.00	0.00	5,600.00	5,600.00
		POLLUTION PREVENTION	Project will repair or replace failing water systems or on-site wastewater systems for low-income homeowners. SEP funds will be used to pay for the labor and material costs related to repairing or replacing the failing systems. The recipients will not be charged for the cost of replacing or repairing the failing system.					5,600.00	5,600.00
WQ	57247	City of Nocona	07/20/2020	1.00:1	43,525.00	0.00	0.00	43,525.00	43,525.00
		POLLUTION PREVENTION	WWTP Improvements - Self priming pumps & a sludge dewatering system					43,525.00	43,525.00
WQ	57253	Port O'Connor Improvement District	07/06/2020	1.00:1	34,650.00	6,930.00	0.00	27,720.00	27,720.00
		POLLUTION PREVENTION	WWTP Improvements/Repairs-Vacuum System Repairs					27,720.00	27,720.00
WQ	56270	City of Hutchins	09/16/2019	1.00:1	5,625.00	0.00	0.00	5,625.00	5,625.00
		POLLUTION REDUCTION	C-SEP; BRING SUBSTATION B BACK ONLINE AS BACKUP TO SUBSTATION A					5,625.00	5,625.00
WQ	57122	West Memorial MUD	01/21/2020	1.00:1	41,563.00	0.00	0.00	41,563.00	41,563.00
		POLLUTION PREVENTION	Contributions will be used in accordance with the Supplemental Environmental Project Agreement between the Armand Bayou Nature Center and the Texas Commission on Environmental Quality. The tallgrass prairie was once a common ecosystem in Texas and the United States. Today more than 99% of this habitat has been lost and the remainder is highly fragmented and severely threatened by exotic species and development.					10,391.00	10,391.00
		POLLUTION PREVENTION	Project shall coordinate collection events for local residents to bring in household hazardous waste such as paint, thinners, pesticides, oil and gas, corrosive cleaners, and fertilizers for proper disposal. Where available, the projects may also offer electronics collection and recycling. SEP funds shall be used for collection, recycling and disposal.					10,391.00	10,391.00
		POLLUTION PREVENTION	The contribution will be used in accordance with the Supplemental Environmental Project Agreement between TPL and the Texas Commission on Environmental Quality. SEP monies will be used to acquire land to preserve open space in the Galveston Bay watershed.					20,781.00	20,781.00
WQ	58591	Printpack, Inc.	08/04/2020	1.00:1	16,312.00	3,262.00	6,525.00	6,525.00	6,525.00
		POLLUTION PREVENTION	The SEP will be used to conduct events for residents to bring in Household Hazardous Waste ("HHW") such as paint, thinners, pesticides, oil and gas, corrosive cleaners, and fertilizers for proper disposal ("Collection Event").					2,525.00	2,525.00
		POLLUTION PREVENTION	BLC has identified approximately 600 acres along the West Fork of the San Jacinto River, Spring Creek, Cypress Creek, and Lake Creek for acquisition of perpetual conservation easements in accordance with Subchapter A, Chapter 183, Texas Natural Resources Code.					4,000.00	4,000.00
WQ	56640	City of Waxahachie	10/25/2019	1.00:1	5,025.00	0.00	0.00	5,025.00	5,025.00
		CLEAN UP	Potable Water Main Repair					5,025.00	5,025.00
WQ	58054	City of Crandall	08/16/2020	1.00:1	47,250.00	0.00	0.00	47,250.00	47,250.00
		POLLUTION PREVENTION	WWTP Improvements/Repairs - UV System Upgrade					47,250.00	47,250.00
WQ	56922	City of Baytown	09/16/2019	1.00:1	19,050.00	3,810.00	0.00	15,240.00	15,240.00
		POLLUTION REDUCTION	C-SEP; REMOVE SOLIDS FROM AERATION BASIN AND CHANNELS					15,240.00	15,240.00
<b>Count of Single Program Orders: 191</b>			<b>Total:</b>		<b>7,676,459.00</b>	<b>1,103,726.00</b>	<b>2,472,025.00</b>	<b>1,100,708.00</b>	<b>1,100,708.00</b>

\* There are Multiple Respondent Names associated to this Case No.

## Appendix 2: List of SEP's & SEP Projects - FY2020

### Multi-Media Program

Date Range Selected : 9/1/2019 - 8/31/2020

PGM	Case No.	Respondent Name	Effective Date	Ratio	Assessed Amt	Deferred Amt	Payable Amt	SEP Cost	SEP Offset
MM	58392	City of Nacogdoches	07/20/2020	1.00:1	9,813.00	1,962.00	0.00	7,851.00	7,851.00
		POLLUTION PREVENTION	Project shall coordinate collection events for local residents to bring in household hazardous waste such as paint, thinners, pesticides, oil and gas, corrosive cleaners, and fertilizers for proper disposal. Where available, the projects may also offer electronics collection and recycling. SEP funds shall be used for collection, recycling and disposal.					7,851.00	7,851.00
MM	56343	North Alamo Water Supply Corporation	12/18/2019	1.00:1	8,822.00	1,764.00	3,529.00	3,529.00	3,529.00
		POLLUTION REDUCTION	Total Penalty Amount \$7,058; SEP Offset Amount \$3,529. Custom SEP: Provide First-Time Wastewater Service to Low-Income Resident					3,529.00	3,529.00
MM	57622	City of Pflugerville	07/20/2020	1.00:1	33,000.00	0.00	0.00	33,000.00	33,000.00
		POLLUTION PREVENTION	Asbestos Abatement and Biehle House Demolition					33,000.00	33,000.00
MM	57918	Guadalupe-Blanco River Authority *	05/25/2020	1.00:1	4,875.00	0.00	0.00	4,875.00	4,875.00
		POLLUTION PREVENTION	The SEP Offset Amount will be used to install and monitor two water quality meters to add to the existing network of continuously monitored streams and rivers in the Guadalupe River Basin, one on Lake Placid in Guadalupe County and one at Plum Creek at Heidenreich Lane in Hays County. The Third-Party Administrator shall use the SEP Offset Amount to purchase equipment, to operate and maintain the equipment, and to collect and transfer data.					4,875.00	4,875.00
MM	56345	Agrium U.S. Inc.	04/27/2020	1.00:1	109,650.00	21,930.00	43,860.00	43,860.00	43,860.00
		POLLUTION PREVENTION	The contribution will be used in accordance with the Supplemental Environmental Project Agreement between the Borger Independent School District and the Texas Commission on Environmental Quality. The school district, through an asbestos certified contractor, will remove asbestos from Central Elementary, the Borger High School Auditorium, and the Gateway Elementary.					43,860.00	43,860.00
<b>Count of Multi-Media Program Orders: 5</b>				Total:	166,160.00	25,656.00	47,389.00	93,115.00	93,115.00
<b>Grand Total Count of Orders: 196</b>				Grand Total:	7,842,619.00	1,129,382.00	2,519,414.00	4,193,823.00	4,193,823.00

\* There are Multiple Respondent Names associated to this Case No.

## Appendix 3: List of Administrative Orders Issued - FY2019

### Singles Programs

Date Range Selected : 9/1/2016 - 8/31/2017

PGM	Case No.	Respondent Name	Docket#	County	Order Date	Penalty Assessed	Penalty Deferred	Payable Amount	SEP Offset
AQ	50040	Huntsman Petrochemical LLC	2015-0195-AIR-E	JEFFERSON	9/13/2016	\$120,282	\$24,056	\$48,113	\$48,113
AQ	50467	Blanchard Refining Company LLC	2015-0668-AIR-E	GALVESTON	9/13/2016	\$97,500	\$19,500	\$39,000	\$39,000
AQ	51937	Red Ewald, Inc.	2016-0275-AIR-E	KARNES	9/20/2016	\$3,563	\$0	\$3,563	\$0
AQ	52530	Calhoun Port Authority	2016-0904-AIR-E	CALHOUN	9/27/2016	\$2,438	\$487	\$1,951	\$0
AQ	51975	Orion Engineered Carbons LLC	2016-0324-AIR-E	ORANGE	9/29/2016	\$16,650	\$3,330	\$13,320	\$0
AQ	51779	Targa Downstream LLC	2016-0130-AIR-E	CHAMBERS	9/29/2016	\$10,125	\$2,025	\$4,050	\$4,050
AQ	51749	Shell Chemical LP	2016-0081-AIR-E	HARRIS	10/11/2016	\$13,600	\$2,720	\$5,440	\$5,440
AQ	52051	Shell Chemical LP	2016-0406-AIR-E	HARRIS	10/11/2016	\$7,688	\$1,537	\$6,151	\$0
AQ	51852	Motiva Enterprises LLC	2016-0210-AIR-E	JEFFERSON	10/11/2016	\$25,000	\$0	\$12,500	\$12,500
AQ	52004	Sunoco Partners Marketing & Terminals L.P.	2016-0357-AIR-E	JEFFERSON	10/11/2016	\$9,600	\$1,920	\$7,680	\$0
AQ	51948	Chevron Phillips Chemical Company LP	2016-0289-AIR-E	HARRIS	10/18/2016	\$7,500	\$1,500	\$6,000	\$0
AQ	52321	DCP Operating Company, LP	2016-0699-AIR-E	LIVE OAK	10/18/2016	\$2,696	\$539	\$2,157	\$0
AQ	52177	Oxy Vinyls, LP	2016-0536-AIR-E	HARRIS	10/18/2016	\$6,550	\$1,310	\$2,620	\$2,620
AQ	51622	Sheridan Production Company, LLC	2015-1784-AIR-E	GLASSCOCK	10/26/2016	\$185,038	\$0	\$105,038	\$80,000
AQ	51942	Atmos Energy Corporation	2016-0279-AIR-E	HENDERSON	10/26/2016	\$17,550	\$3,510	\$7,020	\$7,020
AQ	51825	Ascend Performance Materials Texas Inc.	2016-0155-AIR-E	BRAZORIA	10/26/2016	\$13,125	\$2,625	\$5,250	\$5,250
AQ	51668	Exxon Mobil Corporation	2015-1839-AIR-E	HARRIS	10/26/2016	\$50,000	\$0	\$25,000	\$25,000
AQ	51772	INEOS USA LLC	2016-0104-AIR-E	HARRIS	10/26/2016	\$45,000	\$9,000	\$36,000	\$0
AQ	51723	The Premcor Refining Group Inc.	2016-0052-AIR-E	JEFFERSON	10/26/2016	\$140,000	\$0	\$70,000	\$70,000
AQ	52050	Enduro Composites, Inc.	2016-0413-AIR-E	HARRIS	11/8/2016	\$11,250	\$2,250	\$9,000	\$0
AQ	51780	Eco Services Operations LLC	2016-0113-AIR-E	HARRIS	11/8/2016	\$20,063	\$4,012	\$8,026	\$8,025
AQ	52110	E. I. du Pont de Nemours and Company	2016-0464-AIR-E	ORANGE	11/8/2016	\$7,938	\$1,587	\$3,176	\$3,175
AQ	51905	Flint Hills Resources Houston Chemical, LLC	2016-0243-AIR-E	HARRIS	11/8/2016	\$12,000	\$0	\$12,000	\$0
AQ	51767	Enterprise Products Operating LLC	2016-0100-AIR-E	HARRIS	11/8/2016	\$40,950	\$8,190	\$16,380	\$16,380
AQ	52627	FRITCHER UTILITIES, LP	2016-1014-AIR-E	SMITH	11/8/2016	\$1,625	\$325	\$1,300	\$0
AQ	52035	INEOS USA LLC	2016-0391-AIR-E	BRAZORIA	11/8/2016	\$13,125	\$2,625	\$5,250	\$5,250
AQ	50334	RD Food Manufacturing, Inc	2015-0518-AIR-E	EL PASO	11/8/2016	\$3,937	\$0	\$3,937	\$0
AQ	52220	El Paso Natural Gas Company, L.L.C.	2016-0588-AIR-E	CARSON	11/8/2016	\$3,375	\$675	\$2,700	\$0
AQ	48446	ExxonMobil Oil Corporation	2014-0429-AIR-E	JEFFERSON	11/8/2016	\$251,073	\$50,214	\$100,430	\$100,429
AQ	51886	ETC Field Services LLC	2016-0225-AIR-E	WINKLER	11/8/2016	\$76,500	\$15,300	\$61,200	\$0
AQ	51974	Cabot Norit Americas, Inc.	2016-0309-AIR-E	HARRISON	11/8/2016	\$65,208	\$0	\$32,604	\$32,604
AQ	51507	The Dow Chemical Company	2015-1671-AIR-E	BRAZORIA	11/8/2016	\$7,203	\$1,440	\$2,882	\$2,881
AQ	51986	Equistar Chemicals, LP	2016-0328-AIR-E	HARRIS	11/8/2016	\$105,000	\$21,000	\$42,000	\$42,000
AQ	52173	Anadarko E&P Onshore LLC	2016-0604-AIR-E	PANOLA	11/16/2016	\$73,200	\$14,640	\$58,560	\$0
AQ	51050	Sid Richardson Carbon, Ltd.	2015-1179-AIR-E	HUTCHINSON	11/16/2016	\$21,000	\$4,200	\$16,800	\$0
AQ	52019	Honeywell International Inc.	2016-0390-AIR-E	ORANGE	11/16/2016	\$42,805	\$8,561	\$17,122	\$17,122

## Singles Programs

## Appendix 3: List of Administrative Orders Issued - FY2019

Date Range Selected : 9/1/2016 - 8/31/2017

PGM	Case No.	Respondent Name	Docket#	County	Order Date	Penalty Assessed	Penalty Deferred	Payable Amount	SEP Offset
AQ	51830	Lucid Energy Westex, LLC	2016-0173-AIR-E	STERLING	11/16/2016	\$18,000	\$3,600	\$7,200	\$7,200
AQ	52249	WTG Jameson, LP	2016-0620-AIR-E	COKE	11/16/2016	\$11,972	\$2,394	\$9,578	\$0
AQ	51755	Pioneer Natural Resources USA, Inc.	2016-0086-AIR-E	MOORE	12/6/2016	\$3,075	\$615	\$2,460	\$0
AQ	52111	Shell Chemical LP	2016-0462-AIR-E	HARRIS	12/6/2016	\$7,125	\$1,425	\$2,850	\$2,850
AQ	52628	GONZALEZ, BENJAMIN	2016-1025-AIR-E	WILLIAMSON	12/6/2016	\$1,250	\$250	\$1,000	\$0
AQ	52062	Anheuser-Busch, LLC	2016-0424-AIR-E	HARRIS	12/6/2016	\$4,001	\$800	\$3,201	\$0
AQ	52812	Barnett Gathering, LLC	2016-1168-AIR-E	TARRANT	12/6/2016	\$2,813	\$562	\$2,251	\$0
AQ	52701	Targa Midstream Services LLC	2016-1080-AIR-E	WISE	12/6/2016	\$3,681	\$736	\$2,945	\$0
AQ	52597	Enbridge G & P (East Texas) L.P.	2016-0980-AIR-E	SHELBY	12/6/2016	\$2,813	\$562	\$2,251	\$0
AQ	46732	The Premcor Refining Group Inc.	2013-0839-AIR-E	JEFFERSON	12/9/2016	\$348,938	\$69,787	\$139,576	\$139,575
AQ	43129	The Premcor Refining Group Inc.	2011-2300-AIR-E	JEFFERSON	12/9/2016	\$2,020,216	\$0	\$1,010,108	\$1,010,108
AQ	52064	COPANO FIELD SERVICES/SOUTH TEXAS LLC	2016-0423-AIR-E	KARNES	12/9/2016	\$3,750	\$0	\$3,750	\$0
AQ	52244	DCP Operating Company, LP	2016-0621-AIR-E	ANDREWS	12/9/2016	\$26,700	\$5,340	\$21,360	\$0
AQ	52400	Air Liquide Large Industries U.S. LP	2016-0770-AIR-E	BRAZORIA	12/9/2016	\$40,500	\$8,100	\$32,400	\$0
AQ	52401	Lone Star NGL Fractionators LLC	2016-0773-AIR-E	CHAMBERS	12/9/2016	\$51,113	\$10,222	\$20,446	\$20,445
AQ	50590	INEOS USA LLC	2015-0799-AIR-E	BRAZORIA	12/9/2016	\$14,250	\$2,850	\$5,700	\$5,700
AQ	46055	Craftmasters Powder Coating, Inc.	2015-1417-AIR-E	MCLENNAN	12/9/2016	\$1,500	\$0	\$1,500	\$0
AQ	52117	Total Petrochemicals & Refining USA, Inc.	2016-0463-AIR-E	JEFFERSON	12/9/2016	\$13,126	\$2,624	\$5,251	\$5,251
AQ	52095	ExxonMobil Oil Corporation	2016-0454-AIR-E	JEFFERSON	12/9/2016	\$75,000	\$0	\$37,500	\$37,500
AQ	52952	Calumet Penreco, LLC	2016-1323-AIR-E	GALVESTON	12/13/2016	\$3,638	\$727	\$2,911	\$0
AQ	52553	Texas Municipal Power Agency	2016-0925-AIR-E	GRIMES	12/13/2016	\$2,813	\$562	\$2,251	\$0
AQ	52823	Wilsonart LLC	2016-1163-AIR-E	BELL	12/13/2016	\$2,626	\$525	\$2,101	\$0
AQ	52673	Enbridge Pipelines (Texas Gathering) L.P.	2016-1056-AIR-E	WHEELER	12/13/2016	\$7,500	\$1,500	\$6,000	\$0
AQ	51798	Union Carbide Corporation	2016-0123-AIR-E	CALHOUN	1/10/2017	\$6,681	\$1,336	\$2,673	\$2,672
AQ	52518	U.S. Venture, Inc.	2016-0901-AIR-E	HARRIS	1/10/2017	\$2,626	\$525	\$2,101	\$0
AQ	53070	Drewery Construction Company, Incorporated	2016-1440-AIR-E	NACOGDOCHES	1/10/2017	\$1,125	\$225	\$900	\$0
AQ	52670	Potters Industries, LLC	2016-1098-AIR-E	LAMAR	1/10/2017	\$2,438	\$487	\$976	\$975
AQ	52018	LOPEZ, DANIEL *	2016-0378-AIR-E	ECTOR	1/17/2017	\$2,500	\$0	\$2,500	\$0
AQ	52309	The Premcor Refining Group Inc.	2016-0678-AIR-E	JEFFERSON	1/20/2017	\$69,689	\$0	\$34,845	\$34,844
AQ	51717	TPC Group LLC	2016-0041-AIR-E	HARRIS	1/20/2017	\$206,740	\$0	\$103,370	\$103,370
AQ	52293	ACME BRICK COMPANY	2016-0694-AIR-E	DENTON	1/20/2017	\$8,438	\$1,687	\$6,751	\$0
AQ	51338	Lone Star NGL Fractionators LLC	2015-1485-AIR-E	CHAMBERS	1/20/2017	\$52,500	\$10,500	\$21,000	\$21,000
AQ	51519	Texmark Chemicals, Inc.	2015-1684-AIR-E	HARRIS	1/20/2017	\$50,394	\$10,078	\$20,158	\$20,158
AQ	51369	Sunoco Partners Marketing & Terminals L.P.	2015-1512-AIR-E	JEFFERSON	1/20/2017	\$72,340	\$14,468	\$57,872	\$0
AQ	51553	Needle Coke Liquidation, L.P.	2015-1732-AIR-E	CALHOUN	1/20/2017	\$50,671	\$10,134	\$20,269	\$20,268
AQ	53044	CROWN Cork & Seal USA, Inc.	2016-1413-AIR-E	MONTGOMERY	1/31/2017	\$4,575	\$915	\$3,660	\$0
AQ	52236	Blanchard Refining Company LLC	2016-0603-AIR-E	GALVESTON	2/7/2017	\$13,125	\$2,625	\$5,250	\$5,250
AQ	47730	BASF TOTAL Petrochemicals LLC	2016-0765-AIR-E	JEFFERSON	2/7/2017	\$315,000	\$0	\$157,500	\$157,500

Date Range Selected : 9/1/2016 - 8/31/2017

PGM	Case No.	Respondent Name	Docket#	County	Order Date	Penalty Assessed	Penalty Deferred	Payable Amount	SEP Offset
AQ	52367	Flint Hills Resources Port Arthur, LLC	2016-0738-AIR-E	JEFFERSON	2/22/2017	\$14,250	\$2,850	\$5,700	\$5,700
AQ	52508	City of Austin	2016-0886-AIR-E	TRAVIS	2/22/2017	\$9,000	\$1,800	\$7,200	\$0
AQ	52423	PHILLIPS 66 COMPANY	2016-0793-AIR-E	HUTCHINSON	2/22/2017	\$13,688	\$2,737	\$5,476	\$5,475
AQ	52988	Western Refining Company, L.P.	2016-1364-AIR-E	EL PASO	3/7/2017	\$5,775	\$1,155	\$4,620	\$0
AQ	53229	ConocoPhillips Company	2016-1588-AIR-E	HOWARD	3/7/2017	\$4,162	\$832	\$3,330	\$0
AQ	52362	The Lubrizol Corporation	2016-0734-AIR-E	HARRIS	3/9/2017	\$13,125	\$2,625	\$5,250	\$5,250
AQ	53252	ETC Field Services LLC	2016-1609-AIR-E	PECOS	3/21/2017	\$3,000	\$600	\$2,400	\$0
AQ	53480	Murphy Oil USA, Inc.	2016-1835-AIR-E	EL PASO	3/21/2017	\$1,250	\$250	\$1,000	\$0
AQ	53101	DCP Operating Company, LP	2016-1458-AIR-E	LAVACA	3/21/2017	\$3,750	\$750	\$3,000	\$0
AQ	53194	Plains Pipeline, L.P.	2016-1626-AIR-E	MIDLAND	3/21/2017	\$2,813	\$562	\$2,251	\$0
AQ	52844	National Oilwell Varco, L.P.	2016-1214-AIR-E	HARRIS	3/21/2017	\$7,038	\$1,407	\$5,631	\$0
AQ	53368	Georgia-Pacific Wood Products South LLC	2016-1752-AIR-E	POLK	3/21/2017	\$3,675	\$735	\$2,940	\$0
AQ	53226	Grand Prairie Landfill Gas Production, Limited Liability Company	2016-1586-AIR-E	DALLAS	3/21/2017	\$2,888	\$577	\$2,311	\$0
AQ	52747	Geosouthern Energy Corporation	2016-1119-AIR-E	DEWITT	3/21/2017	\$813	\$162	\$651	\$0
AQ	52660	Hal Williams Enterprises, LLC	2016-1039-AIR-E	SMITH	3/21/2017	\$3,750	\$750	\$3,000	\$0
AQ	53291	Choice Exploration, Inc.	2016-1633-AIR-E	LIBERTY	3/21/2017	\$5,000	\$1,000	\$4,000	\$0
AQ	53150	City of Premont	2016-1513-AIR-E	JIM WELLS	3/28/2017	\$2,250	\$450	\$1,800	\$0
AQ	51318	CASEY, JEFFREY W	2015-1466-AIR-E	LIBERTY	3/28/2017	\$1,295	\$259	\$1,036	\$0
AQ	53355	Trey Jackson Motors, Ltd.	2016-1708-AIR-E	COMAL	3/28/2017	\$1,688	\$337	\$1,351	\$0
AQ	53386	Xpert Transportation, LLC	2016-1733-AIR-E	EL PASO	4/11/2017	\$1,375	\$275	\$1,100	\$0
AQ	53648	Equistar Chemicals, LP	2016-2021-AIR-E	HARRIS	4/11/2017	\$6,440	\$1,288	\$5,152	\$0
AQ	53466	Arkema Inc.	2016-1817-AIR-E	HARRIS	4/11/2017	\$3,413	\$682	\$2,731	\$0
AQ	53385	Southcross Processing LLC	2016-1765-AIR-E	REFUGIO	4/11/2017	\$2,888	\$577	\$2,311	\$0
AQ	52716	Jagoe-Public Company	2016-1120-AIR-E	DENTON	4/13/2017	\$12,500	\$2,500	\$10,000	\$0
AQ	52800	Lyondell Chemical Company	2016-1166-AIR-E	HARRIS	4/13/2017	\$12,300	\$2,460	\$4,920	\$4,920
AQ	52513	Formosa Plastics Corporation, Texas	2016-0903-AIR-E	CALHOUN	4/13/2017	\$15,000	\$0	\$7,500	\$7,500
AQ	53164	Oxy Vinyls, LP	2016-1519-AIR-E	HARRIS	4/25/2017	\$7,237	\$1,447	\$2,895	\$2,895
AQ	53161	Lyondell Chemical Company	2016-1520-AIR-E	HARRIS	4/25/2017	\$4,088	\$817	\$1,636	\$1,635
AQ	53410	Flint Hills Resources Port Arthur, LLC	2016-1763-AIR-E	JEFFERSON	4/25/2017	\$7,125	\$1,425	\$5,700	\$0
AQ	49523	Nalco Company LLC	2014-1561-AIR-E	FORT BEND	5/4/2017	\$1,059,104	\$211,820	\$423,642	\$423,642
AQ	52881	Equistar Chemicals, LP	2016-1266-AIR-E	HARRIS	5/4/2017	\$39,375	\$7,875	\$15,750	\$15,750
AQ	52688	Owens Corning Insulating Systems, LLC	2016-1065-AIR-E	ELLIS	5/4/2017	\$19,245	\$3,849	\$15,396	\$0
AQ	52677	Akzo Nobel Chemicals LLC	2016-1118-AIR-E	HARRIS	5/4/2017	\$37,038	\$7,407	\$14,816	\$14,815
AQ	52900	DCP Operating Company, LP	2016-1281-AIR-E	MOORE	5/4/2017	\$12,725	\$2,545	\$5,090	\$5,090
AQ	53313	PCI Nitrogen, LLC	2016-1666-AIR-E	HARRIS	5/4/2017	\$12,688	\$2,537	\$10,151	\$0
AQ	52907	Baytex USA Development, LLC	2016-1355-AIR-E	KARNES	5/4/2017	\$8,438	\$1,687	\$6,751	\$0
AQ	52712	DCP Operating Company, LP	2016-1090-AIR-E	JACKSON	5/4/2017	\$101,250	\$20,250	\$81,000	\$0



## Singles Programs

## Appendix 3: List of Administrative Orders Issued - FY2019

Date Range Selected : 9/1/2016 - 8/31/2017

PGM	Case No.	Respondent Name	Docket#	County	Order Date	Penalty Assessed	Penalty Deferred	Payable Amount	SEP Offset
AQ	51253	PHILLIPS 66 COMPANY	2015-1408-AIR-E	HUTCHINSON	5/4/2017	\$60,751	\$12,150	\$24,301	\$24,300
AQ	52713	Ascend Performance Materials Texas Inc.	2016-1091-AIR-E	BRAZORIA	5/4/2017	\$15,000	\$3,000	\$6,000	\$6,000
AQ	53370	FCI La Tuna	2016-1724-AIR-E	EL PASO	5/9/2017	\$1,125	\$225	\$900	\$0
AQ	53754	DCP Operating Company, LP	2016-2109-AIR-E	HANSFORD	5/9/2017	\$2,888	\$577	\$2,311	\$0
AQ	53526	Eric Hartzendorf, Incorporated *	2016-1886-AIR-E	BEE	5/9/2017	\$1,125	\$225	\$900	\$0
AQ	52466	Motiva Enterprises LLC	2016-0846-AIR-E	JEFFERSON	5/11/2017	\$20,688	\$0	\$10,344	\$10,344
AQ	52795	PHILLIPS 66 COMPANY	2016-1192-AIR-E	BRAZORIA	5/11/2017	\$19,688	\$3,937	\$7,876	\$7,875
AQ	52619	Total Petrochemicals & Refining USA, Inc.	2016-1006-AIR-E	JEFFERSON	5/11/2017	\$25,000	\$0	\$12,500	\$12,500
AQ	52804	Lyondell Chemical Company	2016-1189-AIR-E	HARRIS	5/11/2017	\$10,810	\$2,162	\$4,324	\$4,324
AQ	53054	Shell Oil Company	2016-1416-AIR-E	HARRIS	5/11/2017	\$15,000	\$3,000	\$6,000	\$6,000
AQ	52738	Packaging Service Co., Inc.	2016-1139-AIR-E	BRAZORIA	5/11/2017	\$18,750	\$0	\$9,375	\$9,375
AQ	53709	Huntsman Petrochemical LLC	2016-2064-AIR-E	BRAZORIA	5/23/2017	\$7,500	\$1,500	\$6,000	\$0
AQ	52998	ExxonMobil Oil Corporation	2016-1388-AIR-E	JEFFERSON	5/23/2017	\$7,001	\$1,400	\$2,801	\$2,800
AQ	52820	Kiewit Offshore Services, Ltd.	2016-1167-AIR-E	SAN PATRICIO	5/30/2017	\$16,577	\$3,315	\$6,631	\$6,631
AQ	53006	ETC Field Services LLC	2016-1381-AIR-E	HEMPHILL	5/30/2017	\$20,475	\$4,095	\$16,380	\$0
AQ	52480	TXI Operations, LP	2016-0921-AIR-E	COMAL	5/30/2017	\$115,050	\$23,010	\$46,020	\$46,020
AQ	53547	Targa Pipeline Mid-Continent WestTex LLC	2016-1908-AIR-E	REAGAN	6/6/2017	\$4,200	\$840	\$3,360	\$0
AQ	53345	Lone Star Dirt & Paving Enterprises, Inc.	2016-1691-AIR-E	LUBBOCK	6/6/2017	\$2,725	\$545	\$2,180	\$0
AQ	53507	Thrasher, Inc.	2016-1867-AIR-E	LUBBOCK	6/6/2017	\$1,625	\$325	\$1,300	\$0
AQ	52945	Floestone Products Co.	2016-1297-AIR-E	GRAYSON	6/13/2017	\$17,251	\$3,450	\$13,801	\$0
AQ	52864	Blanchard Refining Company LLC	2016-1250-AIR-E	GALVESTON	6/20/2017	\$7,500	\$1,500	\$3,000	\$3,000
AQ	53545	Oxy Vinyls, LP	2016-1910-AIR-E	HARRIS	6/20/2017	\$3,313	\$662	\$1,326	\$1,325
AQ	53817	Lyondell Chemical Company	2017-0027-AIR-E	HARRIS	6/20/2017	\$3,600	\$720	\$1,440	\$1,440
AQ	53499	E. I. du Pont de Nemours and Company	2016-1857-AIR-E	ORANGE	6/20/2017	\$7,500	\$1,500	\$3,000	\$3,000
AQ	53348	BASF Corporation	2016-1699-AIR-E	BRAZORIA	6/20/2017	\$7,500	\$1,500	\$6,000	\$0
AQ	53746	Enbridge Pipelines (Texas Gathering) L.P.	2016-2101-AIR-E	WHEELER	6/20/2017	\$2,813	\$562	\$2,251	\$0
AQ	53955	Redi-Mix, LLC	2017-0175-AIR-E	COLLIN	7/11/2017	\$1,875	\$375	\$1,500	\$0
AQ	53496	Exxon Mobil Corporation	2016-1859-AIR-E	KLEBERG	7/12/2017	\$142,979	\$28,595	\$57,192	\$57,192
AQ	53223	The Premcor Refining Group Inc.	2016-1587-AIR-E	JEFFERSON	7/12/2017	\$20,250	\$4,050	\$8,100	\$8,100
AQ	52869	Basin Subaru, LLC	2016-1253-AIR-E	NUECES	7/12/2017	\$750	\$0	\$750	\$0
AQ	53524	Lion Elastomers LLC	2016-1884-AIR-E	JEFFERSON	7/12/2017	\$8,000	\$1,600	\$6,400	\$0
AQ	53555	Blue Ridge Landfill TX, LP	2016-1923-AIR-E	FORT BEND	7/12/2017	\$43,712	\$8,742	\$17,485	\$17,485
AQ	53384	Aquatic Co.	2016-1764-AIR-E	DALLAS	7/12/2017	\$18,238	\$3,647	\$14,591	\$0
AQ	53174	Equistar Chemicals, LP	2016-1546-AIR-E	HARRIS	7/12/2017	\$12,415	\$2,483	\$9,932	\$0
AQ	53826	ARM Trucking Limited Company	2017-0041-AIR-E	LUBBOCK	7/18/2017	\$7,500	\$1,500	\$6,000	\$0
AQ	53551	Intercontinental Terminals Company LLC	2016-1917-AIR-E	HARRIS	7/27/2017	\$4,251	\$0	\$4,251	\$0
AQ	53244	Nalco Company LLC	2016-1599-AIR-E	FORT BEND	7/27/2017	\$21,750	\$4,350	\$8,700	\$8,700
AQ	52189	Celanese Ltd.	2016-0553-AIR-E	MATAGORDA	7/27/2017	\$29,290	\$0	\$14,645	\$14,645

## Singles Programs

## Appendix 3: List of Administrative Orders Issued - FY2019

Date Range Selected : 9/1/2016 - 8/31/2017

PGM	Case No.	Respondent Name	Docket#	County	Order Date	Penalty Assessed	Penalty Deferred	Payable Amount	SEP Offset
AQ	53675	Gulf Coast Authority	2016-2035-AIR-E	GALVESTON	8/1/2017	\$3,638	\$727	\$0	\$2,911
AQ	53828	Forged Products, Inc.	2017-0047-AIR-E	HARRIS	8/1/2017	\$5,437	\$1,087	\$4,350	\$0
AQ	54064	Owens Corning Insulating Systems, LLC	2017-0285-AIR-E	ELLIS	8/1/2017	\$6,880	\$1,376	\$5,504	\$0
AQ	54221	Time Manufacturing Company	2017-0466-AIR-E	MCLENNAN	8/1/2017	\$938	\$187	\$751	\$0
AQ	53569	PHILLIPS 66 COMPANY	2016-1939-AIR-E	BRAZORIA	8/2/2017	\$13,125	\$2,625	\$5,250	\$5,250
AQ	49948	Pasadena Refining System, Inc	2015-0096-AIR-E	HARRIS	8/2/2017	\$452,825	\$0	\$226,413	\$226,412
AQ	52268	Targa Pipeline Mid-Continent WestTex LLC	2016-0645-AIR-E	REAGAN	8/2/2017	\$23,503	\$4,700	\$9,402	\$9,401
AQ	53419	Chevron Phillips Chemical Company LP	2016-1778-AIR-E	BRAZORIA	8/2/2017	\$9,038	\$1,807	\$7,231	\$0
AQ	53900	Hayward Baker, Inc.	2017-0123-AIR-E	COLLIN	8/2/2017	\$9,000	\$1,800	\$7,200	\$0
AQ	52960	The Chemours Company FC, LLC	2016-1322-AIR-E	HARRIS	8/2/2017	\$10,501	\$2,100	\$8,401	\$0
AQ	54062	BRANDCO, INC.	2017-0288-AIR-E	GRAYSON	8/22/2017	\$1,125	\$225	\$900	\$0
AQ	52700	Odfjell Terminals (Houston) Inc.	2016-1081-AIR-E	HARRIS	8/23/2017	\$69,555	\$13,911	\$27,822	\$27,822
AQ	53954	Targa Midstream Services LLC	2017-0173-AIR-E	WISE	8/23/2017	\$8,000	\$1,600	\$6,400	\$0
AQ	53546	Texas Eastern Transmission, LP	2016-1909-AIR-E	DEWITT	8/23/2017	\$31,763	\$6,352	\$25,411	\$0
AQ	54137	KM Liquids Terminals LLC	2017-0373-AIR-E	HARRIS	8/23/2017	\$10,650	\$2,130	\$8,520	\$0
AQ	54262	Iko Southwest Inc	2017-0525-AIR-E	HILL	8/29/2017	\$1,250	\$250	\$1,000	\$0
<b>Subtotal for AQ : 165</b>						<b>\$7,900,531</b>	<b>\$830,937</b>	<b>\$3,932,545</b>	<b>\$3,137,049</b>
DC	52360	GIBSON, JESSE *	2016-0737-DCL-E	ELLIS	3/7/2017	\$5,000	\$1,000	\$4,000	\$0
<b>Subtotal for DC : 1</b>						<b>\$5,000</b>	<b>\$1,000</b>	<b>\$4,000</b>	<b>\$0</b>
ER	52464	RGV Land Development, LLC	2016-0831-MSW-E	CONCHO	6/6/2017	\$1,125	\$0	\$1,125	\$0
<b>Subtotal for ER : 1</b>						<b>\$1,125</b>	<b>\$0</b>	<b>\$1,125</b>	<b>\$0</b>
IHW	49475	RED'S INDOOR RANGE NORTH, INC.	2014-1509-IHW-E	TRAVIS	10/26/2016	\$18,001	\$3,600	\$14,401	\$0
IHW	51054	ALFARO, ANGEL LUIS	2015-1192-IHW-E	COLLIN	11/16/2016	\$18,750	\$15,150	\$3,600	\$0
IHW	51179	BEARD, CARL RANDLE	2015-1335-IHW-E	ECTOR	4/13/2017	\$11,250	\$0	\$11,250	\$0
IHW	51462	DURABLE PRINTED PRODUCTS, INC.	2015-1619-IHW-E	FORT BEND	5/4/2017	\$18,188	\$0	\$18,188	\$0
IHW	48852	Formosa Plastics Corporation, Texas	2014-0923-IHW-E	CALHOUN	5/30/2017	\$209,251	\$41,850	\$167,401	\$0
IHW	51039	Coats International Holdings, Inc.	2015-1162-IHW-E	DALLAS	6/13/2017	\$60,938	\$59,738	\$1,200	\$0
<b>Subtotal for IHW : 6</b>						<b>\$336,378</b>	<b>\$120,338</b>	<b>\$216,040</b>	<b>\$0</b>
IHWHL	52326	Drillchem Drilling Solutions, LLC	2016-0707-IHW-E	MONTGOMERY	11/8/2016	\$1,575	\$315	\$1,260	\$0
IHWHL	52361	Kelly-Moore Paint Company, Inc	2016-0735-IHW-E	TARRANT	12/13/2016	\$3,291	\$658	\$2,633	\$0
IHWHL	52254	KEEN, DONNIE	2016-0635-IHW-E	POLK	2/14/2017	\$3,750	\$0	\$3,750	\$0
IHWHL	52689	AEP Texas Central Company	2016-1074-IHW-E	NUECES	3/9/2017	\$10,563	\$2,112	\$4,226	\$4,225
IHWHL	52165	Dal-Tile Corporation	2016-0522-IHW-E	DALLAS	4/13/2017	\$18,941	\$3,788	\$15,153	\$0
IHWHL	52292	United States Department of Energy	2016-0668-IHW-E	CARSON	5/4/2017	\$9,750	\$1,950	\$0	\$7,800
IHWHL	53188	E. I. du Pont de Nemours and Company	2016-1547-IHW-E	VICTORIA	5/11/2017	\$19,322	\$3,864	\$7,729	\$7,729
IHWHL	53592	Wadeco Specialties, LLC	2016-1957-IHW-E	DEWITT	7/11/2017	\$3,097	\$619	\$2,478	\$0
IHWHL	53145	Eco Services Operations Corp.	2016-1502-IHW-E	HARRIS	7/12/2017	\$90,938	\$18,187	\$72,751	\$0
<b>Subtotal for IHWHL : 9</b>						<b>\$161,227</b>	<b>\$31,493</b>	<b>\$109,980</b>	<b>\$19,754</b>

## Singles Programs

## Appendix 3: List of Administrative Orders Issued - FY2019

Date Range Selected : 9/1/2016 - 8/31/2017

PGM	Case No.	Respondent Name	Docket#	County	Order Date	Penalty Assessed	Penalty Deferred	Payable Amount	SEP Offset
MSW	43406	STONE, THOMAS H	2015-1027-MSW-E	ARCHER	9/13/2016	\$337,500	\$333,900	\$3,600	\$0
MSW	51433	AFFORDABLE SAND AND MATERIAL LLC	2015-1695-MSW-E	HUNT	9/13/2016	\$1,312	\$0	\$1,312	\$0
MSW	51915	O NEAL, RANDY	2016-0273-MSW-E	HAMILTON	9/20/2016	\$1,312	\$262	\$1,050	\$0
MSW	51528	MANLEY, PAUL *	2015-1699-MSW-E	GRIMES	9/20/2016	\$1,000	\$0	\$1,000	\$0
MSW	52143	Matthew Tamplen Construction, LLC *	2016-0501-MSW-E	WILBARGER	9/27/2016	\$1,250	\$250	\$1,000	\$0
MSW	51421	IESI Tx Landfill LP	2015-1686-MSW-E	JOHNSON	9/29/2016	\$7,875	\$1,575	\$3,150	\$3,150
MSW	47851	Rgv Group Tire Recycling, LLC	2013-1973-MSW-E	HIDALGO	10/4/2016	\$44,888	\$0	\$44,888	\$0
MSW	52564	City of La Grulla	2016-0940-MSW-E	STARR	10/18/2016	\$1,250	\$250	\$1,000	\$0
MSW	52048	HENRY & SONS CONSTRUCTION COMPANY, INC.	2016-0409-MSW-E	JEFFERSON	10/25/2016	\$787	\$157	\$630	\$0
MSW	50035	Juan Ortiz *	2015-0196-MSW-E	CAMERON	10/26/2016	\$7,650	\$1,530	\$6,120	\$0
MSW	52021	KYLE, STAN H	2016-0377-MSW-E	SHELBY	11/8/2016	\$1,312	\$0	\$1,312	\$0
MSW	46966	PEREZ, GILBERT V	2015-1576-MSW-E	FRIO	11/8/2016	\$6,500	\$0	\$6,500	\$0
MSW	52185	SIMONS, CHAD *	2016-0547-MSW-E	LLANO	12/9/2016	\$24,833	\$0	\$24,833	\$0
MSW	52142	COWBOY FOUNDATIONS AND CONSTRUCTION, INC. *	2016-0506-MSW-E	BEXAR	12/9/2016	\$16,875	\$3,375	\$13,500	\$0
MSW	52411	DELEON, JOSE LIBRADO	2016-0806-MSW-E	GUADALUPE	12/13/2016	\$3,750	\$750	\$3,000	\$0
MSW	53310	TILLMAN, MARVIN E	2016-1670-WOC-E	LAMB	1/4/2017	\$175	\$0	\$175	\$0
MSW	52286	City of San Juan	2016-0663-MSW-E	HIDALGO	1/20/2017	\$75,000	\$0	\$0	\$75,000
MSW	50416	DELARA LANDSCAPING, INC	2015-0611-MLM-E	TRAVIS	1/20/2017	\$14,501	\$2,900	\$11,601	\$0
MSW	52413	State Rubber And Environmental Solutions, LLC	2016-0775-MSW-E	YOAKUM	1/20/2017	\$10,125	\$2,025	\$8,100	\$0
MSW	52699	SEYMOUR, JOHN P	2016-1083-MSW-E	LUBBOCK	1/31/2017	\$3,603	\$720	\$2,883	\$0
MSW	51580	Np Community Development Corp.	2015-1755-MSW-E	DALLAS	2/7/2017	\$70,313	\$66,713	\$3,600	\$0
MSW	52162	BURCH, JUSTIN *	2016-0529-MSW-E	MASON	2/14/2017	\$2,500	\$500	\$2,000	\$0
MSW	52209	RENFRO, JOHN DAVID	2016-0574-MSW-E	ANGELINA	2/14/2017	\$938	\$0	\$938	\$0
MSW	43046	ECKERT, PATTY	2016-0325-MSW-E	KIMBLE	2/22/2017	\$29,250	\$0	\$29,250	\$0
MSW	51263	Jackson County	2015-1511-MSW-E	JACKSON	2/22/2017	\$19,563	\$3,912	\$0	\$15,651
MSW	51397	Saguaro, Corp.	2015-1544-MSW-E	EL PASO	2/22/2017	\$27,199	\$0	\$27,199	\$0
MSW	52272	TYSON, MICHELLE *	2016-0650-MSW-E	MCCULLOCH	2/22/2017	\$1,313	\$0	\$1,313	\$0
MSW	51907	Jeffco Reclamation & Storage, LLC *	2016-0247-MSW-E	JEFFERSON	3/9/2017	\$11,812	\$2,362	\$9,450	\$0
MSW	50856	Zahn Enterprises, Inc.	2015-1124-MSW-E	LUBBOCK	3/14/2017	\$2,813	\$0	\$2,813	\$0
MSW	53323	City of Amherst	2016-1833-MSW-E	LAMB	3/28/2017	\$578	\$115	\$463	\$0
MSW	52390	Southwest Landfill TX, LP	2016-0760-MSW-E	RANDALL	4/13/2017	\$13,500	\$2,700	\$10,800	\$0
MSW	53432	Fisherbilt Custom Haulers, LLC	2016-1786-MSW-E	BELL	4/25/2017	\$1,187	\$237	\$950	\$0
MSW	46486	ROSAS, MARIA E	2015-1836-MSW-E	HUDSPETH	5/4/2017	\$100	\$0	\$100	\$0
MSW	53023	Duval County	2016-1398-MSW-E	DUVAL	5/4/2017	\$13,725	\$2,745	\$10,980	\$0
MSW	52972	BAYMON ACME LP	2016-1344-MSW-E	COLLIN	5/4/2017	\$9,500	\$0	\$9,500	\$0
MSW	53412	Laurie Martinez	2016-1768-MSW-E	RANDALL	5/9/2017	\$3,750	\$750	\$3,000	\$0
MSW	48794	City of Big Lake	2015-1385-MSW-E	REAGAN	5/11/2017	\$31,675	\$0	\$31,675	\$0
MSW	53448	ECKERT, PATTY	2016-1809-MSW-E	KIMBLE	6/6/2017	\$1,312	\$0	\$1,312	\$0

## Singles Programs

## Appendix 3: List of Administrative Orders Issued - FY2019

Date Range Selected : 9/1/2016 - 8/31/2017

PGM	Case No.	Respondent Name	Docket#	County	Order Date	Penalty Assessed	Penalty Deferred	Payable Amount	SEP Offset
MSW	53766	Piccirillo, Ltd.	2016-2120-MSW-E	HIDALGO	6/6/2017	\$1,250	\$250	\$1,000	\$0
MSW	53780	City Of Littlefield	2017-0092-MSW-E	LAMB	6/6/2017	\$1,000	\$200	\$800	\$0
MSW	53712	BLACK, BRIAN KEITH	2016-2073-MSW-E	ORANGE	6/6/2017	\$1,187	\$237	\$950	\$0
MSW	53816	ZAMARIPPA, FERNANDO	2017-0025-MSW-E	POTTER	6/6/2017	\$3,937	\$787	\$3,150	\$0
MSW	50283	DEMBY, RUBY *	2015-0457-MSW-E	TARRANT	6/13/2017	\$0	\$0	\$0	\$0
MSW	53025	Green Ground LLC *	2016-1397-MSW-E	TARRANT	6/20/2017	\$4,349	\$869	\$3,480	\$0
MSW	53356	City of Port Arthur	2016-1895-MSW-E	JEFFERSON	6/20/2017	\$938	\$187	\$751	\$0
MSW	53719	BARAY, LORETTA A *	2016-2077-MLM-E	EL PASO	6/20/2017	\$1,574	\$314	\$1,260	\$0
MSW	53127	JURADO, PEDRO PABLO	2016-1636-MSW-E	HIDALGO	7/12/2017	\$33,750	\$0	\$33,750	\$0
MSW	53372	LANCASTER, JOHN	2016-1725-MSW-E	BELL	7/12/2017	\$1,312	\$0	\$1,312	\$0
MSW	52387	DITTMAN, DON W	2016-0912-MSW-E	REAGAN	7/27/2017	\$24,150	\$0	\$24,150	\$0
MSW	53560	Maverick County	2017-0039-MSW-E	MAVERICK	7/27/2017	\$37,500	\$7,500	\$0	\$30,000
MSW	53257	Liquid Environmental Solutions of Texas, LLC	2016-1604-MSW-E	TRAVIS	8/1/2017	\$750	\$150	\$600	\$0
MSW	53862	Karen Risler	2017-0080-MSW-E	TRINITY	8/1/2017	\$250	\$50	\$200	\$0
<b>Subtotal for MSW : 52</b>						<b>\$914,473</b>	<b>\$438,272</b>	<b>\$352,400</b>	<b>\$123,801</b>
OL	51543	Roger Alan Biggs	2015-1712-LII-E	DENTON	9/13/2016	\$609	\$0	\$609	\$0
OL	51493	IVEY, KENNETH M	2015-1667-LII-E	LUBBOCK	9/20/2016	\$936	\$0	\$936	\$0
OL	52743	WAMPLER, CARL W	2016-1124-WOC-E	LUBBOCK	9/27/2016	\$175	\$0	\$175	\$0
OL	52565	GRIFFIN, AUDREY C	2016-0955-LII-E	TARRANT	11/8/2016	\$751	\$150	\$601	\$0
OL	53241	Marco A. Esquivel Ojeda	2016-1598-WOC-E	PALO PINTO	12/6/2016	\$175	\$0	\$175	\$0
OL	53253	FULLER, PAUL	2016-1606-WOC-E	WILLIAMSON	12/6/2016	\$175	\$0	\$175	\$0
OL	53254	Nain Mondragon	2016-1607-WOC-E	COLLIN	12/6/2016	\$175	\$0	\$175	\$0
OL	53055	HUDDLESTON, CASEY J	2016-1419-WOC-E	CALLAHAN	12/6/2016	\$175	\$0	\$175	\$0
OL	51782	NOBOA, PEDRO A	2016-0118-LII-E	FORT BEND	12/6/2016	\$3,440	\$688	\$2,752	\$0
OL	52163	VALADEZ, JOSE D	2016-0511-LII-E	WILLIAMSON	12/9/2016	\$262	\$0	\$262	\$0
OL	50778	Ronald Glen Hillger	2015-1012-LII-E	PARKER	12/9/2016	\$250	\$0	\$250	\$0
OL	53479	YOUNG, PAUL R	2016-1836-WOC-E	BELL	1/10/2017	\$175	\$0	\$175	\$0
OL	50007	Serene Scenes, LLC *	2015-0200-LII-E	TRAVIS	2/22/2017	\$11,213	\$0	\$11,213	\$0
OL	51813	MCIVER, MICHAEL V I	2016-0152-LII-E	NUECES	3/9/2017	\$1,530	\$0	\$1,530	\$0
OL	53990	Justin D. Dodson	2017-0218-LII-E	RANDALL	4/11/2017	\$175	\$0	\$175	\$0
OL	52882	HAZLEWOOD, GEORGE RICHARD	2016-1267-LII-E	DENTON	4/11/2017	\$949	\$0	\$949	\$0
OL	54011	Aaron Echaniz	2017-0237-LII-E	EL PASO	5/9/2017	\$175	\$0	\$175	\$0
OL	53799	MONTGOMERY, TROY D	2017-0012-LII-E	HOOD	6/6/2017	\$226	\$45	\$181	\$0
OL	53819	ANDERTON, JIMMIE W	2017-0032-LII-E	HUNT	6/20/2017	\$766	\$153	\$613	\$0
OL	51625	Dfw Pro Lawn Care, LLC	2015-1810-LII-E	TARRANT	6/20/2017	\$250	\$0	\$250	\$0
OL	53264	GONZALEZ, BOBBY JOE	2016-1641-WOC-E	DUVAL	7/11/2017	\$2,446	\$489	\$1,957	\$0
OL	53794	WILLIAMS, JAKE R	2017-0013-LII-E	DENTON	7/11/2017	\$312	\$62	\$250	\$0
OL	53910	RAMIREZ, MARTIN JR	2017-0136-LII-E	GUADALUPE	8/22/2017	\$1,616	\$323	\$1,293	\$0

## Singles Programs

## Appendix 3: List of Administrative Orders Issued - FY2019

Date Range Selected : 9/1/2016 - 8/31/2017

PGM	Case No.	Respondent Name	Docket#	County	Order Date	Penalty Assessed	Penalty Deferred	Payable Amount	SEP Offset
<b>Subtotal for OL : 23</b>						<b>\$26,956</b>	<b>\$1,910</b>	<b>\$25,046</b>	<b>\$0</b>
PST	51411	RJMD Enterprises Inc	2015-1561-PST-E	HARRIS	9/6/2016	\$5,164	\$0	\$5,164	\$0
PST	50589	Temple Fuel Inc.	2015-0880-PST-E	BELL	9/6/2016	\$6,750	\$0	\$6,750	\$0
PST	51159	AIZ CORPORATION	2015-1287-PST-E	HARRIS	9/6/2016	\$4,500	\$0	\$4,500	\$0
PST	50640	FUEL CENTERS ENVIRONMENTAL MANAGEMENT, LLC	2015-0850-PST-E	COLLIN	9/6/2016	\$5,129	\$0	\$5,129	\$0
PST	51341	KHEY, RATHANA SAREY	2015-1487-PST-E	HARRISON	9/13/2016	\$32,073	\$0	\$32,073	\$0
PST	51176	KRZ Texas Enterprise Inc.	2015-1305-PST-E	HUNT	9/13/2016	\$14,859	\$0	\$14,859	\$0
PST	51095	Allied Waste Services of Fort Worth, LLC	2015-1334-PST-E	TARRANT	9/13/2016	\$40,419	\$8,083	\$16,168	\$16,168
PST	51379	MIDWAY AUTOMOTIVE, INC.	2015-1526-PST-E	WILSON	9/13/2016	\$8,500	\$0	\$8,500	\$0
PST	51359	Peshawar Inc	2015-1503-PST-E	ORANGE	9/13/2016	\$14,772	\$2,954	\$11,818	\$0
PST	51079	DICKERSON, GREGORY W	2015-1199-PST-E	HARDEMAN	9/20/2016	\$4,500	\$0	\$4,500	\$0
PST	52439	City of Sherman	2016-0813-PST-E	GRAYSON	9/20/2016	\$4,500	\$900	\$3,600	\$0
PST	52353	RAKIN, LLC	2016-0727-PST-E	JEFFERSON	9/20/2016	\$2,807	\$561	\$2,246	\$0
PST	52334	LBM & M LLC	2016-0701-PST-E	HENDERSON	9/20/2016	\$4,254	\$850	\$3,404	\$0
PST	52233	City Of Midland	2016-0636-PST-E	MIDLAND	9/20/2016	\$2,813	\$562	\$2,251	\$0
PST	51885	BZSTAR'S 2, INC.	2016-0224-PST-E	DALLAS	9/20/2016	\$6,375	\$0	\$6,375	\$0
PST	52587	JLPORT LLC	2016-0968-PST-E	HIDALGO	9/27/2016	\$3,504	\$700	\$2,804	\$0
PST	52151	NADEEM, MOHAMMED	2016-0509-PST-E	SAN JACINTO	9/27/2016	\$3,692	\$738	\$2,954	\$0
PST	51451	Texas Health Arlington Memorial Hospital	2015-1607-PST-E	TARRANT	9/27/2016	\$3,000	\$600	\$2,400	\$0
PST	52431	East Central Independent School District	2016-0804-PST-E	BEXAR	9/27/2016	\$3,375	\$675	\$2,700	\$0
PST	52388	Baylor Health Care System	2016-0757-PST-E	TARRANT	9/27/2016	\$2,813	\$562	\$2,251	\$0
PST	52288	CHIEF'S STORE & RESTAURANT LLC	2016-0662-PST-E	WEBB	9/27/2016	\$2,568	\$513	\$2,055	\$0
PST	52305	SHEZA IZEL INC.	2016-0684-PST-E	BEXAR	9/27/2016	\$6,750	\$1,350	\$5,400	\$0
PST	52370	Performance Food Group, Inc.	2016-0777-PST-E	VICTORIA	9/27/2016	\$3,000	\$600	\$2,400	\$0
PST	52546	PLEASANTON STOP, INC.	2016-0900-PST-E	BEXAR	9/27/2016	\$4,188	\$837	\$3,351	\$0
PST	52322	SES HOLDINGS, LLC	2016-0696-PST-E	WEBB	9/27/2016	\$4,734	\$946	\$3,788	\$0
PST	52416	Mt. Vernon Enterprises, Inc.	2016-0799-PST-E	FRANKLIN	9/27/2016	\$3,380	\$676	\$2,704	\$0
PST	52548	Old Dominion Freight Line, Inc.	2016-0919-PST-E	WEBB	9/27/2016	\$3,000	\$600	\$2,400	\$0
PST	52542	EULESS PENNYSAVER INC	2016-0898-PST-E	TARRANT	9/27/2016	\$2,438	\$487	\$1,951	\$0
PST	52246	BAYTOWN TRAVEL CENTER, L.L.C.	2016-0618-PST-E	HARRIS	9/27/2016	\$3,750	\$750	\$3,000	\$0
PST	52533	Blue Bell Creameries, L.P.	2016-0890-PST-E	TARRANT	9/27/2016	\$3,375	\$675	\$2,700	\$0
PST	50498	Alauddin Investments, Inc.	2015-0701-PST-E	BEXAR	9/29/2016	\$19,687	\$0	\$19,687	\$0
PST	51959	A & K Enterprises, Inc.	2016-0301-PST-E	WHARTON	9/29/2016	\$13,794	\$2,758	\$11,036	\$0
PST	51558	Rasso's Lytle Corporation	2015-1728-PST-E	ATASCOSA	10/11/2016	\$7,006	\$0	\$7,006	\$0
PST	51835	SARVODAY ENTERPRISES LLC	2016-0165-PST-E	BEXAR	10/11/2016	\$85,600	\$0	\$85,600	\$0
PST	51963	MARISOL MGT. LLC	2016-0305-PST-E	WEBB	10/11/2016	\$7,734	\$1,546	\$6,188	\$0
PST	51983	SAVYAN, INC.	2016-0332-PST-E	BRAZORIA	10/11/2016	\$3,750	\$0	\$3,750	\$0
PST	52182	Kwik Chek Food Stores, Inc.	2016-0542-PST-E	GRAYSON	10/11/2016	\$8,438	\$1,687	\$6,751	\$0

## Singles Programs

## Appendix 3: List of Administrative Orders Issued - FY2019

Date Range Selected : 9/1/2016 - 8/31/2017

PGM	Case No.	Respondent Name	Docket#	County	Order Date	Penalty Assessed	Penalty Deferred	Payable Amount	SEP Offset
PST	51120	FUEL CENTERS ENVIRONMENTAL MANAGEMENT, LLC	2015-1311-PST-E	COLLIN	10/11/2016	\$10,758	\$0	\$10,758	\$0
PST	51088	Speedexx Enterprise Inc.	2015-1222-PST-E	HARRIS	10/11/2016	\$24,106	\$10,189	\$13,917	\$0
PST	51643	Ideal Business, Inc.	2015-1797-PST-E	HARRIS	10/11/2016	\$7,701	\$1,540	\$6,161	\$0
PST	49202	BATESVILLE ONE STOP INC	2014-1237-PST-E	ZAVALA	10/11/2016	\$3,750	\$0	\$3,750	\$0
PST	50519	CHA, MYUNG CHA	2015-0713-PST-E	JIM WELLS	10/11/2016	\$19,387	\$0	\$19,387	\$0
PST	52014	Sherena Corporation	2016-0368-PST-E	TRAVIS	10/18/2016	\$5,809	\$1,161	\$4,648	\$0
PST	52560	GREENS MART INC.	2016-0938-PST-E	HARRIS	10/18/2016	\$2,974	\$594	\$2,380	\$0
PST	52601	Nat's Quick Stop Inc	2016-0987-PST-E	HOPKINS	10/18/2016	\$4,500	\$900	\$3,600	\$0
PST	52290	MAHAJAN SHAH, LLC	2016-0657-PST-E	MONTGOMERY	10/18/2016	\$6,900	\$1,380	\$5,520	\$0
PST	52279	HALE CENTER COOP SUPPLY	2016-0642-PST-E	HALE	10/18/2016	\$2,813	\$562	\$2,251	\$0
PST	52248	BIRUWA INC	2016-0653-PST-E	TARRANT	10/18/2016	\$4,500	\$900	\$3,600	\$0
PST	52402	Quail Valley Utility District	2016-0781-PST-E	FORT BEND	10/18/2016	\$3,750	\$750	\$3,000	\$0
PST	52168	Jefferson County	2016-0518-PST-E	JEFFERSON	10/18/2016	\$4,301	\$860	\$3,441	\$0
PST	51256	Aaina Enterprises Inc.	2015-1387-PST-E	SMITH	10/25/2016	\$3,879	\$775	\$3,104	\$0
PST	51823	City of Roma	2016-0192-PST-E	STARR	10/26/2016	\$7,501	\$1,500	\$6,001	\$0
PST	51773	Wal-Mart Stores Texas, LLC	2016-0108-PST-E	TARRANT	10/26/2016	\$15,482	\$3,096	\$12,386	\$0
PST	52253	WITT, WILLARD G	2016-0614-PST-E	LYNN	10/26/2016	\$21,482	\$4,296	\$17,186	\$0
PST	51239	VM and AM Holdings Inc	2015-1479-PST-E	HARRISON	10/26/2016	\$15,934	\$3,186	\$12,748	\$0
PST	51769	DRY CREEK SHELL LLC	2016-0094-PST-E	TRAVIS	10/26/2016	\$13,552	\$0	\$13,552	\$0
PST	51639	DEWEYVILLE OIL COMPANY	2015-1800-PST-E	JEFFERSON	10/26/2016	\$7,750	\$1,550	\$6,200	\$0
PST	51223	CHAKLASHIA ENTERPRISES, INC.	2015-1464-PST-E	HARRIS	10/26/2016	\$3,750	\$0	\$3,750	\$0
PST	51513	Far East Partners, Inc.	2015-1828-PST-E	DENTON	10/26/2016	\$11,982	\$2,396	\$9,586	\$0
PST	51753	MARTY MECHANICAL, INC.	2016-0141-PST-E	ROCKWALL	11/8/2016	\$58,690	\$11,738	\$46,952	\$0
PST	51469	CASTILLO, ROSA	2015-1655-PST-E	BEXAR	11/8/2016	\$20,000	\$16,400	\$3,600	\$0
PST	52442	MOLINA'S COUNTRY STORE, INC.	2016-0810-PST-E	WEBB	11/8/2016	\$6,000	\$1,200	\$4,800	\$0
PST	52235	S.S.G. Fuel Service, Inc.	2016-0605-PST-E	HARRIS	11/8/2016	\$11,250	\$2,250	\$9,000	\$0
PST	49740	Sparkle Development, L.L.C.	2014-1786-PST-E	DALLAS	11/8/2016	\$2,438	\$487	\$1,951	\$0
PST	52541	Silpak, Inc.	2016-0897-PST-E	DELTA	11/8/2016	\$3,000	\$600	\$2,400	\$0
PST	52389	AYNA INTERNATIONAL, LLC *	2016-0758-PST-E	JEFFERSON	11/8/2016	\$4,875	\$975	\$3,900	\$0
PST	51981	Exxon Mobil Corporation	2016-0326-PST-E	HARRIS	11/8/2016	\$54,861	\$10,972	\$21,945	\$21,944
PST	52437	TEXAS GIANT KIM'S, INC.	2016-0864-PST-E	BOWIE	11/8/2016	\$4,500	\$900	\$3,600	\$0
PST	52647	Bee County	2016-1018-PST-E	BEE	11/8/2016	\$2,438	\$487	\$0	\$1,951
PST	52346	11 STARS INC	2016-0723-PST-E	BEXAR	11/8/2016	\$4,050	\$810	\$3,240	\$0
PST	52176	Dennis Porter, Inc.	2016-0526-PST-E	ANDREWS	11/8/2016	\$76,730	\$15,346	\$61,384	\$0
PST	51439	Dupre Logistics L L C	2015-1599-PST-E	HARRIS	11/8/2016	\$2,961	\$0	\$2,961	\$0
PST	52224	PAPAS SMOKEN WHOOP STOP LLC	2016-0587-PST-E	BASTROP	11/8/2016	\$4,875	\$975	\$3,900	\$0
PST	51853	Brazos Valley Petroleum Corporation	2016-0193-PST-E	ORANGE	11/8/2016	\$6,750	\$1,350	\$5,400	\$0
PST	52183	ALAM, JAHANGIR	2016-0541-PST-E	DENTON	11/8/2016	\$3,382	\$676	\$2,706	\$0

## Singles Programs

## Appendix 3: List of Administrative Orders Issued - FY2019

Date Range Selected : 9/1/2016 - 8/31/2017

PGM	Case No.	Respondent Name	Docket#	County	Order Date	Penalty Assessed	Penalty Deferred	Payable Amount	SEP Offset
PST	52357	AL-Hamd Diversified, L.C.	2016-0729-PST-E	HARRIS	11/8/2016	\$2,438	\$487	\$1,951	\$0
PST	52250	Prince International, Inc.	2016-0616-PST-E	GALVESTON	11/8/2016	\$7,123	\$1,424	\$5,699	\$0
PST	52336	Straus Systems, Inc.	2016-0712-PST-E	FORT BEND	11/8/2016	\$8,922	\$1,784	\$7,138	\$0
PST	46077	Chau Management, Inc.	2013-0187-PST-E	CALHOUN	11/8/2016	\$19,558	\$0	\$19,558	\$0
PST	51770	Malber, L.Lc.	2016-0127-PST-E	EL PASO	11/8/2016	\$5,250	\$1,050	\$4,200	\$0
PST	52445	HIMALAYAN SHERPA, INC.	2016-0815-PST-E	ELLIS	11/8/2016	\$4,500	\$900	\$3,600	\$0
PST	52164	Mardini Holdings, Inc	2016-0523-PST-E	PARKER	11/8/2016	\$5,500	\$1,100	\$4,400	\$0
PST	52719	ASIL ENTERPRISES INC.	2016-1096-PST-E	BRAZORIA	11/8/2016	\$2,438	\$487	\$1,951	\$0
PST	52489	Anh P. Brown Corporation	2016-0863-PST-E	TRAVIS	11/8/2016	\$6,750	\$1,350	\$5,400	\$0
PST	52146	City of Freeport	2016-0498-PST-E	BRAZORIA	11/8/2016	\$3,000	\$600	\$2,400	\$0
PST	52406	Meghani Holdings, LLC	2016-0776-PST-E	BEXAR	11/8/2016	\$3,375	\$675	\$2,700	\$0
PST	52396	United Drive Inn No. 7, LLC	2016-0761-PST-E	HIDALGO	11/8/2016	\$4,500	\$900	\$3,600	\$0
PST	52302	Mclane Company, Inc.	2016-0687-PST-E	BELL	11/8/2016	\$9,000	\$1,800	\$7,200	\$0
PST	49757	BEACON BAY MARINA, LLC	2014-1801-PST-E	POLK	11/16/2016	\$14,975	\$2,995	\$11,980	\$0
PST	48711	Kolkhorst Petroleum Company	2014-0730-PST-E	GRIMES	11/16/2016	\$46,975	\$9,395	\$37,580	\$0
PST	51797	HIRA LAKHANI HOLDINGS, INC.	2016-0126-PST-E	GALVESTON	11/16/2016	\$9,375	\$0	\$9,375	\$0
PST	52509	EVERGREEN A&F LLC	2016-0879-PST-E	WISE	11/16/2016	\$14,439	\$2,887	\$11,552	\$0
PST	51658	BSW Investments LLC	2015-1817-PST-E	MATAGORDA	11/16/2016	\$32,063	\$6,412	\$25,651	\$0
PST	52070	P & D Business LLC	2016-0416-PST-E	HUNT	11/16/2016	\$8,188	\$1,637	\$6,551	\$0
PST	50524	Chapman Inc.	2015-0727-PST-E	GRAYSON	11/18/2016	\$10,672	\$0	\$10,672	\$0
PST	51984	Kas Investments, Ltd.	2016-0331-PST-E	BRAZORIA	11/29/2016	\$5,325	\$0	\$5,325	\$0
PST	52539	NEPALKO, INC	2016-0895-PST-E	JOHNSON	12/6/2016	\$4,875	\$975	\$3,900	\$0
PST	52653	City of Fort Worth	2016-1034-PST-E	TARRANT	12/6/2016	\$3,750	\$750	\$3,000	\$0
PST	52540	Sunsilk Investments LLC	2016-0896-PST-E	SMITH	12/6/2016	\$4,400	\$880	\$3,520	\$0
PST	52438	KAMILA INVESTMENTS, INC.	2016-0816-PST-E	BEXAR	12/6/2016	\$6,750	\$1,350	\$5,400	\$0
PST	52520	ABF Freight System, Inc.	2016-0888-PST-E	HARRIS	12/6/2016	\$4,313	\$862	\$1,726	\$1,725
PST	52970	Oil Patch Petroleum, Inc.	2016-1339-PST-E	NUECES	12/6/2016	\$1,295	\$259	\$1,036	\$0
PST	52912	RASHID, IRAM A	2016-1295-PST-E	BROWN	12/6/2016	\$3,000	\$600	\$2,400	\$0
PST	52589	A-PLANTS PLUS, L.L.C.	2016-0966-PST-E	MCLENNAN	12/6/2016	\$6,630	\$1,326	\$5,304	\$0
PST	52571	ISA & Taghreed Enterprises, Inc.	2016-0934-PST-E	FORT BEND	12/6/2016	\$4,375	\$875	\$3,500	\$0
PST	52826	Naskal Investments, Inc.	2016-1206-PST-E	ELLIS	12/6/2016	\$4,875	\$975	\$3,900	\$0
PST	52417	Mona Enterprises, Inc.	2016-0785-PST-E	HARRIS	12/6/2016	\$7,363	\$1,472	\$5,891	\$0
PST	52615	Southern Foods Group, LLC	2016-0995-PST-E	HIDALGO	12/6/2016	\$2,813	\$562	\$2,251	\$0
PST	51939	City of Arlington	2016-0282-PST-E	TARRANT	12/6/2016	\$2,813	\$562	\$0	\$2,251
PST	52212	JONES, KERRY F	2016-0586-PST-E	WINKLER	12/6/2016	\$6,000	\$0	\$6,000	\$0
PST	50094	Judson Ventures Inc	2015-0251-PST-E	BEXAR	12/6/2016	\$2,356	\$471	\$1,885	\$0
PST	52221	NIMAT ENTERPRISE, INC.	2016-0584-PST-E	TARRANT	12/6/2016	\$4,876	\$975	\$3,901	\$0
PST	52481	Star Houston, Inc.	2016-0917-PST-E	HARRIS	12/6/2016	\$3,673	\$734	\$2,939	\$0

## Singles Programs

## Appendix 3: List of Administrative Orders Issued - FY2019

Date Range Selected : 9/1/2016 - 8/31/2017

PGM	Case No.	Respondent Name	Docket#	County	Order Date	Penalty Assessed	Penalty Deferred	Payable Amount	SEP Offset
PST	52391	FAMOUS INC.	2016-0759-PST-E	JEFFERSON	12/6/2016	\$4,733	\$946	\$3,787	\$0
PST	52347	Anitrio, Inc.	2016-0715-PST-E	ELLIS	12/6/2016	\$3,000	\$600	\$2,400	\$0
PST	52506	STOCKDALE ENTERPRISES, L.L.C.	2016-0874-PST-E	GUADALUPE	12/6/2016	\$3,375	\$675	\$2,700	\$0
PST	52487	RAMIREZ, EDUARDO	2016-0855-PST-E	HIDALGO	12/6/2016	\$3,504	\$700	\$2,804	\$0
PST	52595	Pat Baker Company Inc.	2016-0978-PST-E	GUADALUPE	12/6/2016	\$2,438	\$487	\$1,951	\$0
PST	52507	Scott & White Healthcare	2016-0873-PST-E	BELL	12/6/2016	\$3,938	\$787	\$3,151	\$0
PST	52502	S & S B ENTERPRISES INC.	2016-0871-PST-E	BEXAR	12/6/2016	\$3,375	\$675	\$2,700	\$0
PST	52690	Om & Dev Shah, LLC	2016-1059-PST-E	GALVESTON	12/6/2016	\$4,815	\$963	\$3,852	\$0
PST	52617	Rodriguez Store No. 2, Inc.	2016-0996-PST-E	STARR	12/6/2016	\$3,563	\$712	\$2,851	\$0
PST	52339	M & S BROTHERS, INC.	2016-0709-PST-E	ORANGE	12/6/2016	\$6,986	\$1,397	\$5,589	\$0
PST	52194	MP PATEL GROUP, INC.	2016-0560-PST-E	TARRANT	12/6/2016	\$5,625	\$1,125	\$4,500	\$0
PST	52766	BKD Ventures LLC	2016-1146-PST-E	BEXAR	12/6/2016	\$2,438	\$487	\$1,951	\$0
PST	52658	HUYNH, CHO	2016-1038-PST-E	TRINITY	12/6/2016	\$3,504	\$700	\$2,804	\$0
PST	52461	SANCHEZ, IDALIA	2016-0819-PST-E	BEXAR	12/6/2016	\$5,529	\$1,105	\$4,424	\$0
PST	52359	SAAD & SIDRA, LLC	2016-0768-PST-E	SMITH	12/6/2016	\$2,567	\$513	\$2,054	\$0
PST	52218	Federal Aviation Administration	2016-0599-PST-E	HARRIS	12/6/2016	\$7,126	\$0	\$7,126	\$0
PST	52338	Philecon, Inc.	2016-0711-PST-E	FRANKLIN	12/6/2016	\$6,879	\$1,375	\$5,504	\$0
PST	52275	Walden Minimart, Inc.	2016-0644-PST-E	VICTORIA	12/6/2016	\$5,004	\$1,000	\$4,004	\$0
PST	52603	SAENZ, EXIQUIO	2016-0984-PST-E	STARR	12/6/2016	\$5,438	\$1,087	\$4,351	\$0
PST	52604	MANGAT, DALJINDER	2016-0985-PST-E	HILL	12/6/2016	\$3,975	\$795	\$3,180	\$0
PST	52535	MAYFAIR USA INVESTMENT, INC.	2016-0891-PST-E	GALVESTON	12/6/2016	\$7,313	\$1,462	\$5,851	\$0
PST	52702	S TUM CORPORATION	2016-1078-PST-E	BRAZORIA	12/9/2016	\$9,470	\$1,894	\$7,576	\$0
PST	52106	PRICEWISE LLC	2016-0504-PST-E	JEFFERSON	12/9/2016	\$7,818	\$1,563	\$6,255	\$0
PST	52066	New Bernard, LLC	2016-0432-PST-E	BRAZORIA	12/9/2016	\$17,968	\$3,593	\$14,375	\$0
PST	52247	Circle K Stores Inc.	2016-0617-PST-E	*MULTIPLE	12/9/2016	\$20,100	\$4,020	\$16,080	\$0
PST	52216	TARK-CEP LLC	2016-0581-PST-E	TITUS	12/9/2016	\$9,000	\$1,800	\$7,200	\$0
PST	52557	KAUR, SANDEEP	2016-0928-PST-E	GRAYSON	12/9/2016	\$8,755	\$1,751	\$7,004	\$0
PST	50591	FAROOQUI, MUKHTAR	2015-0795-PST-E	HARRIS	12/9/2016	\$6,250	\$0	\$6,250	\$0
PST	51982	ARNY BUSINESS LLC	2016-0329-PST-E	BRAZORIA	12/9/2016	\$7,688	\$0	\$7,688	\$0
PST	52226	Silver Tree Developments #3, LLC	2016-0594-PST-E	BEXAR	12/9/2016	\$9,750	\$1,950	\$7,800	\$0
PST	51898	CHAKLASHIA ENTERPRISES, INC.	2016-0239-PST-E	BRAZORIA	12/9/2016	\$9,500	\$0	\$9,500	\$0
PST	49289	LCTL, LLC	2014-1311-PST-E	IRION	12/9/2016	\$16,071	\$0	\$16,071	\$0
PST	52393	CIMARRON PRODUCE CORPORATION	2016-0762-PST-E	HIDALGO	12/9/2016	\$12,761	\$2,552	\$10,209	\$0
PST	52415	Sherman/Grayson Hospital, LLC	2016-0857-PST-E	GRAYSON	12/13/2016	\$5,468	\$1,093	\$4,375	\$0
PST	52755	YEAN, BONA *	2016-1134-PST-E	CORYELL	12/13/2016	\$2,568	\$513	\$2,055	\$0
PST	52366	YOAKUM, INC.	2016-1000-PST-E	DEWITT	12/13/2016	\$4,629	\$925	\$3,704	\$0
PST	52821	CLIFTON, JOE D	2016-1164-PST-E	CASS	12/13/2016	\$2,551	\$510	\$2,041	\$0
PST	52802	Rockwall Ind School Dist	2016-1191-PST-E	ROCKWALL	12/13/2016	\$3,488	\$697	\$2,791	\$0



## Singles Programs

## Appendix 3: List of Administrative Orders Issued - FY2019

Date Range Selected : 9/1/2016 - 8/31/2017

PGM	Case No.	Respondent Name	Docket#	County	Order Date	Penalty Assessed	Penalty Deferred	Payable Amount	SEP Offset
PST	52354	TFA Management, LLC	2016-0732-PST-E	HARRIS	12/13/2016	\$4,500	\$900	\$3,600	\$0
PST	53108	SS & SY Investments, Inc.	2016-1478-PST-E	WISE	12/13/2016	\$4,125	\$825	\$3,300	\$0
PST	52846	ASFIYA BUSINESS INC	2016-1215-PST-E	FORT BEND	12/13/2016	\$5,581	\$1,116	\$4,465	\$0
PST	52320	ZSS INVESTMENT INC	2016-0697-PST-E	BEXAR	12/13/2016	\$6,626	\$1,325	\$5,301	\$0
PST	52181	Ashmal Food Mart Inc.	2016-0704-PST-E	BELL	12/13/2016	\$2,813	\$562	\$2,251	\$0
PST	52422	H Sunny Inc.	2016-0791-PST-E	TARRANT	12/13/2016	\$7,256	\$1,451	\$5,805	\$0
PST	52744	Highway Transport Chemical, LLC	2016-1111-PST-E	HARRIS	12/13/2016	\$3,375	\$675	\$2,700	\$0
PST	52372	AllDoc's, Inc.	2016-0753-PST-E	HARRISON	12/13/2016	\$7,255	\$1,451	\$5,804	\$0
PST	52280	AARIC, LLC	2016-0655-PST-E	HARRIS	12/13/2016	\$5,439	\$1,087	\$4,352	\$0
PST	53029	ZERIQ MOMIN INC	2016-1393-PST-E	CORYELL	12/13/2016	\$3,375	\$675	\$2,700	\$0
PST	52709	NTA Enterprises, Inc.	2016-1171-PST-E	NAVARRO	12/13/2016	\$4,500	\$900	\$3,600	\$0
PST	52623	Pinak Corporation	2016-0998-PST-E	GALVESTON	12/13/2016	\$3,375	\$675	\$2,700	\$0
PST	52514	3Bvm Trinity, Inc.	2016-0883-PST-E	TARRANT	12/13/2016	\$3,375	\$675	\$2,700	\$0
PST	51700	Hampton Enterprises, LLC	2016-0030-PST-E	JEFFERSON	12/13/2016	\$5,114	\$1,022	\$4,092	\$0
PST	52717	Mansfield Independent School District	2016-1097-PST-E	JOHNSON	12/13/2016	\$3,750	\$750	\$3,000	\$0
PST	50397	Western Refining Wholesale, LLC	2015-0586-PST-E	EL PASO	12/13/2016	\$1,350	\$270	\$1,080	\$0
PST	52215	MANSOOR TRADING CORPORATION	2016-0583-PST-E	TITUS	12/13/2016	\$4,500	\$900	\$3,600	\$0
PST	52563	PEJOMA, LLC	2016-0933-PST-E	BEXAR	12/13/2016	\$3,504	\$700	\$2,804	\$0
PST	52949	JABALI, LAITH	2016-1320-PST-E	TARRANT	12/13/2016	\$4,500	\$900	\$3,600	\$0
PST	52510	Stuebner Express Inc.	2016-0880-PST-E	HARRIS	12/13/2016	\$5,114	\$1,022	\$4,092	\$0
PST	52790	SWAPNA ENTERPRISES INC.	2016-1156-PST-E	JOHNSON	12/13/2016	\$3,000	\$600	\$2,400	\$0
PST	52708	LAKEBY LLC	2016-1075-PST-E	MCLENNAN	12/13/2016	\$2,566	\$513	\$2,053	\$0
PST	52579	BARSOUM, NAHIA	2016-0949-PST-E	ROCKWALL	12/13/2016	\$3,375	\$675	\$2,700	\$0
PST	52616	Mount Olivet Cemetery Association	2016-0994-PST-E	TARRANT	12/13/2016	\$3,251	\$650	\$2,601	\$0
PST	52667	SEWA RO INC.	2016-1044-PST-E	ELLIS	12/13/2016	\$3,563	\$712	\$2,851	\$0
PST	52767	Kyle's Kwik Stop #5 LLC	2016-1150-PST-E	GREGG	12/13/2016	\$6,404	\$1,280	\$5,124	\$0
PST	52888	Simin Enterprises Inc.	2016-1268-PST-E	TRAVIS	12/13/2016	\$3,000	\$600	\$2,400	\$0
PST	52582	Pantry Convenience Stores, Inc.	2016-0959-PST-E	BEE	12/13/2016	\$6,000	\$1,200	\$4,800	\$0
PST	52807	Lakeoak Enterprise Inc.	2016-1184-PST-E	BEXAR	12/13/2016	\$3,375	\$675	\$2,700	\$0
PST	52679	LUCKY RIVER, INC.	2016-1093-PST-E	TARRANT	12/13/2016	\$3,375	\$675	\$2,700	\$0
PST	52626	Christus Health	2016-1004-PST-E	HARRIS	12/13/2016	\$4,688	\$937	\$3,751	\$0
PST	52674	Sweny, Inc.	2016-1050-PST-E	BEXAR	12/13/2016	\$3,130	\$626	\$2,504	\$0
PST	52511	G & R Kunwar Inc	2016-0881-PST-E	TARRANT	12/13/2016	\$7,461	\$1,492	\$5,969	\$0
PST	52810	SOUTHERN C-STORE CORPORATION	2016-1177-PST-E	DALLAS	12/13/2016	\$3,692	\$738	\$2,954	\$0
PST	52476	Danam Enterprises Inc.	2016-0850-PST-E	BEXAR	12/13/2016	\$5,688	\$1,137	\$4,551	\$0
PST	52355	Rajvir Petroleum Inc.	2016-0731-PST-E	GRAYSON	12/13/2016	\$3,375	\$675	\$2,700	\$0
PST	52500	Sprint Communications Company L.P.	2016-0869-PST-E	HARRIS	12/13/2016	\$3,375	\$675	\$2,700	\$0
PST	52895	Farmers Cooperative Society No. 1 of Jayton, Texas	2016-1274-PST-E	KENT	12/13/2016	\$3,251	\$650	\$2,601	\$0

## Singles Programs

## Appendix 3: List of Administrative Orders Issued - FY2019

Date Range Selected : 9/1/2016 - 8/31/2017

PGM	Case No.	Respondent Name	Docket#	County	Order Date	Penalty Assessed	Penalty Deferred	Payable Amount	SEP Offset
PST	52612	IZZY PROPERTIES, INC.	2016-0992-PST-E	GALVESTON	12/13/2016	\$3,750	\$750	\$3,000	\$0
PST	52837	JK & SONS INVESTMENTS INC	2016-1225-PST-E	BEXAR	1/4/2017	\$3,505	\$701	\$2,804	\$0
PST	53141	GONZALEZ, LUIS *	2016-1500-PST-E	HIDALGO	1/4/2017	\$6,879	\$1,375	\$5,504	\$0
PST	52684	NORTH TIMBERLAND EXPRESS, INC.	2016-1062-PST-E	ANGELINA	1/4/2017	\$6,750	\$1,350	\$5,400	\$0
PST	52787	Catholic Health Initiatives	2016-1196-PST-E	HARRIS	1/4/2017	\$2,438	\$487	\$1,951	\$0
PST	52760	Won Young America, Inc.	2016-1143-PST-E	TRAVIS	1/4/2017	\$3,375	\$675	\$2,700	\$0
PST	52726	SHERMON FOOD MART, INC	2016-1106-PST-E	GRAYSON	1/4/2017	\$1,506	\$301	\$1,205	\$0
PST	52958	BRANCH GROCERY INC	2016-1317-PST-E	COLLIN	1/4/2017	\$3,693	\$738	\$2,955	\$0
PST	52739	Somerset Inc	2016-1109-PST-E	BEXAR	1/4/2017	\$3,375	\$675	\$2,700	\$0
PST	52622	Piknik Enterprises, Inc.	2016-0999-PST-E	BEXAR	1/4/2017	\$4,125	\$825	\$3,300	\$0
PST	52448	Lamar University	2016-0814-PST-E	JEFFERSON	1/4/2017	\$1,488	\$297	\$1,191	\$0
PST	52860	Aa Food Mart, LLC	2016-1235-PST-E	RED RIVER	1/4/2017	\$4,625	\$925	\$3,700	\$0
PST	52815	Raj-Kally Corp.	2016-1173-PST-E	BOSQUE	1/10/2017	\$4,125	\$825	\$3,300	\$0
PST	52310	Irma International, Inc.	2016-0681-PST-E	NUECES	1/10/2017	\$4,797	\$959	\$3,838	\$0
PST	53099	EXXON EZ INC	2016-1455-PST-E	ELLIS	1/10/2017	\$4,875	\$975	\$3,900	\$0
PST	53083	Filgo Oil Company, LTD.	2016-1448-PST-E	DALLAS	1/10/2017	\$1,234	\$246	\$988	\$0
PST	52843	KT CORPORATION	2016-1219-PST-E	HILL	1/10/2017	\$4,500	\$900	\$3,600	\$0
PST	52892	MAREDA, AZIZ	2016-1277-PST-E	JEFFERSON	1/10/2017	\$4,500	\$900	\$3,600	\$0
PST	52809	Raj-Kally Corp.	2016-1181-PST-E	BOSQUE	1/10/2017	\$4,500	\$900	\$3,600	\$0
PST	52578	Piknik Enterprises, Inc.	2016-0954-PST-E	BEXAR	1/10/2017	\$5,063	\$1,012	\$4,051	\$0
PST	53227	W. Douglass Distributing, Ltd.	2016-1582-PST-E	GRAYSON	1/10/2017	\$1,631	\$326	\$1,305	\$0
PST	52957	Aminoor Marketing Inc	2016-1318-PST-E	HARRIS	1/10/2017	\$1,861	\$372	\$1,489	\$0
PST	52214	Ram-Rahim, LLC	2016-0582-PST-E	BRAZORIA	1/10/2017	\$3,375	\$675	\$2,700	\$0
PST	52369	Maniscalco, LTD	2016-0792-PST-E	HARRIS	1/10/2017	\$3,475	\$695	\$2,780	\$0
PST	52686	TEXAS CITY STAR, INC.	2016-1060-PST-E	GALVESTON	1/10/2017	\$3,375	\$675	\$2,700	\$0
PST	50145	SSR BLESSING, LLC	2015-0304-PST-E	MATAGORDA	1/10/2017	\$5,000	\$1,000	\$4,000	\$0
PST	52867	Jonestown Investments, Inc.	2016-1248-PST-E	TRAVIS	1/10/2017	\$4,875	\$975	\$3,900	\$0
PST	50751	H SHAHEEN LLC	2015-0973-PST-E	HARRIS	1/17/2017	\$4,500	\$0	\$4,500	\$0
PST	52451	WACO TRUCK & FOOD STOP INC.	2016-0824-PST-E	MCLENNAN	1/17/2017	\$5,004	\$0	\$5,004	\$0
PST	52208	NAVI, Inc	2016-0576-PST-E	GUADALUPE	1/17/2017	\$4,500	\$0	\$4,500	\$0
PST	52410	Southwest Convenience Stores, LLC	2016-0802-PST-E	MIDLAND	1/20/2017	\$9,481	\$1,896	\$7,585	\$0
PST	52190	SEAROSE INC	2016-0551-PST-E	SCURRY	1/20/2017	\$6,378	\$0	\$6,378	\$0
PST	52152	God Bless, Inc.	2016-0508-PST-E	BRAZORIA	1/20/2017	\$9,026	\$1,805	\$7,221	\$0
PST	52222	United Rentals, Inc.	2016-0637-PST-E	WEBB	1/20/2017	\$9,855	\$1,971	\$7,884	\$0
PST	52225	Benton Rainey, Inc.	2016-0595-PST-E	RED RIVER	1/20/2017	\$4,500	\$0	\$4,500	\$0
PST	52060	Global New Millennium Partners, Ltd.	2016-0418-PST-E	JEFFERSON	1/20/2017	\$9,187	\$0	\$9,187	\$0
PST	51366	LEO, LEO J JR	2015-1678-PST-E	HIDALGO	1/20/2017	\$9,188	\$1,837	\$7,351	\$0
PST	52648	Rozi Business, Inc.	2016-1017-PST-E	GALVESTON	1/20/2017	\$7,935	\$1,587	\$6,348	\$0

## Singles Programs

## Appendix 3: List of Administrative Orders Issued - FY2019

Date Range Selected : 9/1/2016 - 8/31/2017

PGM	Case No.	Respondent Name	Docket#	County	Order Date	Penalty Assessed	Penalty Deferred	Payable Amount	SEP Offset
PST	52808	AI's Investments, Inc.	2016-1182-PST-E	WISE	1/20/2017	\$7,875	\$1,575	\$6,300	\$0
PST	39517	COLLINS, WAYLON RAY	2015-1257-PST-E	FISHER	1/20/2017	\$57,375	\$0	\$57,375	\$0
PST	52418	Ali Hemani Corporation	2016-0784-PST-E	DALLAS	1/20/2017	\$18,855	\$0	\$18,855	\$0
PST	48802	Kolkhorst Petroleum Company	2014-0873-PST-E	WASHINGTON	1/20/2017	\$12,600	\$2,520	\$10,080	\$0
PST	52600	ALISOOR BUSINESS INC	2016-0977-PST-E	GALVESTON	1/31/2017	\$4,500	\$900	\$3,600	\$0
PST	53053	Advance Petroleum Distributing Company, Inc. *	2016-1423-PST-E	TARRANT	1/31/2017	\$3,750	\$750	\$3,000	\$0
PST	53259	Seifert and Son, Inc.	2016-1717-PST-E	COLORADO	1/31/2017	\$1,231	\$246	\$985	\$0
PST	53171	CHAHAL STORES INC	2016-1524-PST-E	BEXAR	1/31/2017	\$3,375	\$675	\$2,700	\$0
PST	52671	King-Mesa, Inc.	2016-1053-PST-E	DAWSON	1/31/2017	\$3,375	\$675	\$2,700	\$0
PST	52953	San Antonio Steel Company, Ltd.	2016-1310-PST-E	BEXAR	1/31/2017	\$3,504	\$700	\$2,804	\$0
PST	52876	ROTH, DYLAN	2016-1259-PST-E	HARRISON	1/31/2017	\$2,438	\$487	\$1,951	\$0
PST	53160	Cameron Communications, L.L.C.	2016-1516-PST-E	GALVESTON	1/31/2017	\$3,130	\$626	\$2,504	\$0
PST	52902	Penske Truck Leasing Co., L.P.	2016-1497-PST-E	TARRANT	1/31/2017	\$5,834	\$1,166	\$4,668	\$0
PST	53154	SAI SUMU INC	2016-1510-PST-E	TARRANT	1/31/2017	\$4,500	\$900	\$3,600	\$0
PST	52973	New Mart Corporation	2016-1337-PST-E	FORT BEND	1/31/2017	\$3,563	\$712	\$2,851	\$0
PST	52987	HUNTER, JOHN	2016-1362-PST-E	BROWN	1/31/2017	\$2,438	\$487	\$1,951	\$0
PST	52965	MAHARAJ ENTERPRISE, LLC	2016-1334-PST-E	BEXAR	1/31/2017	\$3,000	\$600	\$2,400	\$0
PST	53050	ALL SEASONS CORNER, LLC.	2016-1428-PST-E	HUNT	1/31/2017	\$4,125	\$825	\$3,300	\$0
PST	52838	Brenco Marketing Corp. *	2016-1223-PST-E	ANGELINA	1/31/2017	\$4,500	\$900	\$3,600	\$0
PST	53166	H P DISCOUNT LIQUOR INC	2016-1515-PST-E	LEON	1/31/2017	\$2,556	\$511	\$2,045	\$0
PST	52474	Christus Health	2016-0858-PST-E	NUECES	1/31/2017	\$3,750	\$750	\$3,000	\$0
PST	52997	WALIA ENTERPRISES, INC	2016-1363-PST-E	GALVESTON	1/31/2017	\$6,750	\$1,350	\$5,400	\$0
PST	52969	City of Grand Prairie	2016-1341-PST-E	DALLAS	1/31/2017	\$6,751	\$1,350	\$5,401	\$0
PST	53088	HEDRICK, STEVE	2016-1459-PST-E	TARRANT	1/31/2017	\$3,516	\$703	\$2,813	\$0
PST	52492	FJ TRADE INC	2016-1108-PST-E	NUECES	1/31/2017	\$4,125	\$825	\$3,300	\$0
PST	52982	OPM Texas Investments, LLC	2016-1348-PST-E	GONZALES	1/31/2017	\$1,301	\$260	\$1,041	\$0
PST	52768	Avenue UltraCon, Inc.	2016-1152-PST-E	ELLIS	1/31/2017	\$3,375	\$675	\$2,700	\$0
PST	53030	BIC C, L.L.C.	2016-1409-PST-E	HARRIS	1/31/2017	\$3,375	\$675	\$2,700	\$0
PST	52979	SRC Ventures Inc	2016-1350-PST-E	BEXAR	1/31/2017	\$813	\$162	\$651	\$0
PST	52629	BSRP ENTERPRISES INC	2016-1013-PST-E	BEXAR	1/31/2017	\$4,500	\$900	\$3,600	\$0
PST	52862	Yooniecho's Family INC.	2016-1245-PST-E	TARRANT	1/31/2017	\$6,750	\$1,350	\$5,400	\$0
PST	52883	AGRA PROPERTIES, LLC	2016-1262-PST-E	KARNES	1/31/2017	\$3,375	\$675	\$2,700	\$0
PST	53152	M. Lipsitz & Co., LTD.	2016-1511-PST-E	MCLENNAN	1/31/2017	\$3,375	\$675	\$2,700	\$0
PST	53208	Chilton ISD	2016-1562-PST-E	FALLS	1/31/2017	\$3,563	\$712	\$2,851	\$0
PST	53159	C&R Distributing, LLC	2016-1577-PST-E	EL PASO	1/31/2017	\$1,607	\$321	\$1,286	\$0
PST	52909	Channelview ISD	2016-1294-PST-E	HARRIS	1/31/2017	\$7,125	\$1,425	\$5,700	\$0
PST	52695	Paramount Corporation	2016-1058-PST-E	SAN PATRICIO	1/31/2017	\$3,750	\$750	\$3,000	\$0
PST	52983	Highland Lakes, Inc.	2016-1347-PST-E	DENTON	1/31/2017	\$5,175	\$1,035	\$4,140	\$0

## Singles Programs

## Appendix 3: List of Administrative Orders Issued - FY2019

Date Range Selected : 9/1/2016 - 8/31/2017

PGM	Case No.	Respondent Name	Docket#	County	Order Date	Penalty Assessed	Penalty Deferred	Payable Amount	SEP Offset
PST	52358	YETI GROUP, LLC	2016-0767-PST-E	ELLIS	1/31/2017	\$3,375	\$675	\$2,700	\$0
PST	53186	Buddies Kwik Stop, LLC	2016-1542-PST-E	LLANO	1/31/2017	\$4,255	\$851	\$3,404	\$0
PST	52871	ELICO STORE INC.	2016-1257-PST-E	TRAVIS	1/31/2017	\$3,878	\$775	\$3,103	\$0
PST	52946	PHEAN, LON J	2016-1286-PST-E	KAUFMAN	1/31/2017	\$6,000	\$1,200	\$4,800	\$0
PST	53078	EAST TEXAS CONVENIENCE, LLC	2016-1446-PST-E	CAMP	1/31/2017	\$3,563	\$712	\$2,851	\$0
PST	52479	ROSS MIDLAND LLC	2016-1042-PST-E	MIDLAND	1/31/2017	\$6,750	\$1,350	\$5,400	\$0
PST	52911	LIZER ENTERPRISES, INC.	2016-1293-PST-E	BRAZORIA	1/31/2017	\$7,500	\$1,500	\$6,000	\$0
PST	52750	IIA Investments, Inc.	2016-1136-PST-E	BEXAR	1/31/2017	\$4,125	\$825	\$3,300	\$0
PST	53089	VRV Corporation	2016-1449-PST-E	TARRANT	1/31/2017	\$6,142	\$1,228	\$4,914	\$0
PST	52614	THE MOORE'S MILL LLC	2016-0993-PST-E	CASS	1/31/2017	\$2,438	\$487	\$1,951	\$0
PST	53221	Flo-Mart, LLC	2016-1574-PST-E	ROBERTSON	1/31/2017	\$4,630	\$926	\$3,704	\$0
PST	53038	MSBK, LLC	2016-1410-PST-E	ORANGE	1/31/2017	\$4,500	\$900	\$3,600	\$0
PST	52645	N & D Mekhail Enterprises, Inc.	2016-1230-PST-E	HARRIS	1/31/2017	\$4,500	\$900	\$3,600	\$0
PST	52731	Rita's Convenience Store and Restaurant, LLC	2016-1102-PST-E	MARTIN	1/31/2017	\$4,629	\$925	\$3,704	\$0
PST	53018	VICTOR BEER & WINE LLC	2016-1383-PST-E	HUNT	1/31/2017	\$2,438	\$487	\$1,951	\$0
PST	53157	EANES, JIM	2016-1508-PST-E	MILAM	1/31/2017	\$4,629	\$925	\$3,704	\$0
PST	52609	Aalmin Corporation	2016-1261-PST-E	BEXAR	1/31/2017	\$4,125	\$825	\$3,300	\$0
PST	51722	MENDOZA, FRANCISCO	2016-0091-PST-E	STARR	2/7/2017	\$34,775	\$6,955	\$27,820	\$0
PST	51956	Mazen, LLC	2016-0303-PST-E	PARKER	2/7/2017	\$26,622	\$5,324	\$21,298	\$0
PST	52289	City of Fort Worth	2016-0658-PST-E	TARRANT	2/7/2017	\$24,650	\$4,930	\$0	\$19,720
PST	52994	Consolidated Communications Services Company	2016-1357-PST-E	FORT BEND	2/7/2017	\$8,182	\$1,636	\$6,546	\$0
PST	52698	Maheen, LLC	2016-1072-PST-E	BRAZORIA	2/7/2017	\$9,948	\$1,989	\$7,959	\$0
PST	52243	Hollywood Food & Gas Inc.	2016-0610-PST-E	BEXAR	2/7/2017	\$18,731	\$3,746	\$14,985	\$0
PST	52403	Caspian Management Group, Inc.	2016-0780-PST-E	TARRANT	2/7/2017	\$13,225	\$2,645	\$10,580	\$0
PST	52427	COWBOY STAR INC.	2016-0803-PST-E	MCCULLOCH	2/7/2017	\$14,094	\$2,818	\$11,276	\$0
PST	52154	River Mart, Inc.	2016-0555-PST-E	HIDALGO	2/7/2017	\$9,000	\$1,800	\$7,200	\$0
PST	51430	F & Z ENTERPRISES INC.	2015-1582-PST-E	HARRIS	2/7/2017	\$30,480	\$13,680	\$16,800	\$0
PST	52764	Southside Ind School Dist	2016-1147-PST-E	BEXAR	2/14/2017	\$3,000	\$600	\$2,400	\$0
PST	52976	Global Stop Management Inc	2016-1353-PST-E	TARRANT	2/14/2017	\$3,750	\$750	\$3,000	\$0
PST	52430	Gilbert Interests, Inc.	2016-0812-PST-E	TRAVIS	2/14/2017	\$1,350	\$270	\$1,080	\$0
PST	53455	Advance Petroleum Distributing Company, Inc.	2016-1800-PST-E	TARRANT	2/14/2017	\$1,106	\$221	\$885	\$0
PST	52469	TAM, TARY	2016-0844-PST-E	HARRISON	2/14/2017	\$5,124	\$1,024	\$4,100	\$0
PST	52319	Gulf Coast Cooperative	2016-0695-PST-E	NUECES	2/14/2017	\$5,925	\$0	\$5,925	\$0
PST	52685	BRAHMA STORES INC	2016-1061-PST-E	WILSON	2/22/2017	\$13,231	\$2,646	\$10,585	\$0
PST	53032	Dupre Logistics L L C	2016-1390-PST-E	HARRIS	2/22/2017	\$1,985	\$0	\$1,985	\$0
PST	52720	JUBLIE, INC.	2016-1095-PST-E	FORT BEND	2/22/2017	\$10,295	\$2,059	\$8,236	\$0
PST	52761	Hemphill USA Investments Inc.	2016-1142-PST-E	TARRANT	2/22/2017	\$27,989	\$5,597	\$22,392	\$0
PST	52475	COWBOY STAR INC.	2016-0851-PST-E	MCCULLOCH	2/22/2017	\$9,932	\$0	\$9,932	\$0

## Singles Programs

## Appendix 3: List of Administrative Orders Issued - FY2019

Date Range Selected : 9/1/2016 - 8/31/2017

PGM	Case No.	Respondent Name	Docket#	County	Order Date	Penalty Assessed	Penalty Deferred	Payable Amount	SEP Offset
PST	52237	MONTEMAYOR, CASSANDRA	2016-0607-PST-E	DUVAL	2/22/2017	\$10,500	\$0	\$10,500	\$0
PST	52512	EPP-TEXAS ACQUISITION, LLC	2016-0882-PST-E	LUBBOCK	2/22/2017	\$12,668	\$2,533	\$10,135	\$0
PST	52854	City of Clute	2016-1238-PST-E	BRAZORIA	2/22/2017	\$9,188	\$1,837	\$7,351	\$0
PST	52607	Spikes Motor Company, Inc.	2016-1043-PST-E	HIDALGO	2/22/2017	\$9,824	\$1,964	\$7,860	\$0
PST	50654	MITESH C-STORE, INC.	2015-0866-PST-E	TRINITY	2/22/2017	\$42,000	\$0	\$42,000	\$0
PST	52030	Sara Fortune, Inc.	2016-0372-PST-E	FORT BEND	2/22/2017	\$12,563	\$2,512	\$10,051	\$0
PST	52559	STAR ROJ INC	2016-0937-PST-E	FORT BEND	2/22/2017	\$39,481	\$7,896	\$31,585	\$0
PST	51074	BAKSHITA & RABIN, INC.	2015-1313-PST-E	WOOD	2/22/2017	\$11,136	\$0	\$11,136	\$0
PST	53051	Hall Oil Company, Inc.	2016-1425-PST-E	HOPKINS	3/7/2017	\$5,733	\$1,146	\$4,587	\$0
PST	50572	Amy Investments, Inc.	2015-0775-PST-E	JEFFERSON	3/7/2017	\$4,350	\$870	\$3,480	\$0
PST	53080	Naqsh Investments, Inc.	2016-1443-PST-E	BRAZORIA	3/7/2017	\$4,375	\$875	\$3,500	\$0
PST	53454	PJY Enterprises, LLC	2016-1801-PST-E	FALLS	3/7/2017	\$6,750	\$1,350	\$5,400	\$0
PST	53155	R & W Convenience Stores, LLC	2016-1507-PST-E	BOWIE	3/7/2017	\$3,688	\$737	\$2,951	\$0
PST	53077	Tarrant County	2016-1445-PST-E	TARRANT	3/7/2017	\$3,375	\$675	\$0	\$2,700
PST	53033	ALJASIMI, AHMED A	2016-1391-PST-E	TARRANT	3/7/2017	\$6,750	\$1,350	\$5,400	\$0
PST	53239	Burleson Independent School District	2016-1601-PST-E	JOHNSON	3/7/2017	\$3,375	\$675	\$2,700	\$0
PST	52657	Linden-Kildare CISD	2016-1046-PST-E	CASS	3/7/2017	\$3,563	\$712	\$2,851	\$0
PST	52547	7-Eleven, Inc.	2016-0918-PST-E	TRAVIS	3/7/2017	\$7,442	\$1,488	\$5,954	\$0
PST	53122	AUDUBON C STORE INC	2016-1484-PST-E	BRAZORIA	3/7/2017	\$4,575	\$915	\$3,660	\$0
PST	53072	Shakti Investments L L C.	2016-1437-PST-E	TARRANT	3/7/2017	\$3,375	\$675	\$2,700	\$0
PST	53444	Coastal Chemical Co., L.L.C.	2016-1792-PST-E	GREGG	3/7/2017	\$1,107	\$221	\$886	\$0
PST	51477	Texas Tierra Iii, Ltd.	2015-1628-PST-E	WARD	3/7/2017	\$5,500	\$1,100	\$4,400	\$0
PST	53267	GUADALUPE REGIONAL MEDICAL CENTER	2016-1644-PST-E	GUADALUPE	3/7/2017	\$5,364	\$1,072	\$4,292	\$0
PST	53109	City of Pasadena	2016-1477-PST-E	HARRIS	3/9/2017	\$8,625	\$1,725	\$0	\$6,900
PST	53178	DIXIE OIL COMPANY	2016-1532-PST-E	BEXAR	3/9/2017	\$10,234	\$2,046	\$8,188	\$0
PST	52759	L. H. Chaney Materials, Inc.	2016-1144-PST-E	WISE	3/9/2017	\$29,731	\$0	\$29,731	\$0
PST	51742	NNS INC	2016-0080-PST-E	DALLAS	3/9/2017	\$13,500	\$0	\$13,500	\$0
PST	52754	ROSS MIDLAND LLC	2016-1135-PST-E	MIDLAND	3/13/2017	\$10,263	\$2,052	\$8,211	\$0
PST	52332	MCDADE VALERO LLC	2016-0703-PST-E	BASTROP	3/14/2017	\$3,563	\$0	\$3,563	\$0
PST	52238	Sidak's Petro Inc	2016-0606-PST-E	TARRANT	3/14/2017	\$2,981	\$0	\$2,981	\$0
PST	52538	CAUSEWAY MARINA LLC *	2016-0894-PST-E	HENDERSON	3/14/2017	\$3,505	\$0	\$3,505	\$0
PST	52722	Z & H ENTERPRISES INC	2016-1094-PST-E	BEXAR	3/14/2017	\$5,005	\$0	\$5,005	\$0
PST	52978	NIROJ CORPORATION	2016-1351-PST-E	TARRANT	3/21/2017	\$3,375	\$675	\$2,700	\$0
PST	52333	JAY OM INVESTMENT INC *	2016-0702-PST-E	HENDERSON	3/21/2017	\$3,693	\$738	\$2,955	\$0
PST	52985	Honest Enterprises Inc.	2016-1359-PST-E	GALVESTON	3/21/2017	\$7,456	\$1,491	\$5,965	\$0
PST	53275	Anmol Enterprises Inc	2016-1625-PST-E	LIBERTY	3/21/2017	\$5,817	\$1,163	\$4,654	\$0
PST	53034	Texas Department of Transportation	2016-1400-PST-E	LAMAR	3/21/2017	\$2,813	\$562	\$0	\$2,251
PST	52732	Pinedale Corporation	2016-1103-PST-E	LIBERTY	3/21/2017	\$4,500	\$900	\$3,600	\$0

## Singles Programs

## Appendix 3: List of Administrative Orders Issued - FY2019

Date Range Selected : 9/1/2016 - 8/31/2017

PGM	Case No.	Respondent Name	Docket#	County	Order Date	Penalty Assessed	Penalty Deferred	Payable Amount	SEP Offset
PST	53216	Friendly Retails Inc.	2016-1583-PST-E	BRAZORIA	3/21/2017	\$7,348	\$1,469	\$5,879	\$0
PST	53415	The Good Shepherd Hospital, Inc.	2016-1757-PST-E	GREGG	3/21/2017	\$1,688	\$337	\$1,351	\$0
PST	53123	SAMK CORPORATION	2016-1483-PST-E	TARRANT	3/21/2017	\$6,750	\$1,350	\$5,400	\$0
PST	52166	Bellville Shell, Inc.	2016-0519-PST-E	AUSTIN	3/21/2017	\$4,500	\$900	\$3,600	\$0
PST	53512	United Petroleum Transports, Inc.	2016-1866-PST-E	TARRANT	3/21/2017	\$4,608	\$921	\$3,687	\$0
PST	53059	Star Transport, L.L.C.	2016-1421-PST-E	HARRIS	3/21/2017	\$6,106	\$1,221	\$4,885	\$0
PST	53277	BADEEL BUSINESS, INC.	2016-1642-PST-E	HOUSTON	3/21/2017	\$6,374	\$1,274	\$5,100	\$0
PST	53215	MAO, ROBERT N	2016-1576-PST-E	TARRANT	3/21/2017	\$3,375	\$675	\$2,700	\$0
PST	52849	Pjr, LLC *	2016-1229-PST-E	GUADALUPE	3/21/2017	\$3,129	\$625	\$2,504	\$0
PST	53232	GRK STORES LLC.	2016-1590-PST-E	BLANCO	3/21/2017	\$2,438	\$487	\$1,951	\$0
PST	53233	US Ayaan LLC	2016-1591-PST-E	SMITH	3/21/2017	\$4,816	\$963	\$3,853	\$0
PST	53079	NAVARRO HOSPITAL, L.P.	2016-1544-PST-E	NAVARRO	3/21/2017	\$4,500	\$900	\$3,600	\$0
PST	52875	NGUYEN MINH, CANH	2016-1263-PST-E	BEXAR	3/21/2017	\$3,505	\$701	\$2,804	\$0
PST	53026	SUNNYS RUFE SNOW INC	2016-1394-PST-E	TARRANT	3/21/2017	\$3,375	\$675	\$2,700	\$0
PST	50802	ASNA BUSINESS INC.	2015-1040-PST-E	JEFFERSON	3/21/2017	\$1,375	\$275	\$1,100	\$0
PST	53283	Athens Quick Corporation	2016-1631-PST-E	HENDERSON	3/21/2017	\$4,125	\$825	\$3,300	\$0
PST	52365	RZ TRADERS INC	2016-0986-PST-E	COLLIN	3/21/2017	\$4,500	\$900	\$3,600	\$0
PST	52967	Z & H Business Venture, Inc	2016-1342-PST-E	DALLAS	3/21/2017	\$7,500	\$1,500	\$6,000	\$0
PST	52964	TRIPLE N MAKE IT SUCCESS LLC	2016-1335-PST-E	JACKSON	3/21/2017	\$3,504	\$700	\$2,804	\$0
PST	53063	ZSA Investment Inc.	2016-1431-PST-E	GUADALUPE	3/21/2017	\$3,375	\$675	\$2,700	\$0
PST	53214	Texas Department of Public Safety	2016-1578-PST-E	SMITH	3/21/2017	\$3,750	\$750	\$3,000	\$0
PST	50704	MA FOOD MART, INC.	2015-0930-PST-E	TARRANT	3/21/2017	\$3,563	\$712	\$2,851	\$0
PST	53052	US & BC INC.	2016-1424-PST-E	TARRANT	3/21/2017	\$3,375	\$675	\$2,700	\$0
PST	52927	KARMAN DHILLON INC	2016-1522-PST-E	DELTA	3/21/2017	\$3,504	\$700	\$2,804	\$0
PST	53296	SAFEWAY INC.	2016-1654-PST-E	HARRIS	3/21/2017	\$2,121	\$424	\$1,697	\$0
PST	53158	Christus Health	2016-1517-PST-E	JEFFERSON	3/21/2017	\$4,500	\$900	\$3,600	\$0
PST	53042	Sohani, Inc. *	2016-1408-PST-E	JOHNSON	3/21/2017	\$4,500	\$900	\$3,600	\$0
PST	53081	Municipal Golf Association - SA	2016-1444-PST-E	BEXAR	3/21/2017	\$4,751	\$950	\$3,801	\$0
PST	53363	A J's Food Mart, Inc.	2016-1722-PST-E	DALLAS	3/21/2017	\$3,375	\$675	\$2,700	\$0
PST	52796	Texas Roadway, Inc.	2016-1197-PST-E	TARRANT	3/21/2017	\$5,474	\$1,094	\$4,380	\$0
PST	53085	RKS FOOD MART, INC.	2016-1450-PST-E	BEXAR	3/21/2017	\$3,375	\$675	\$2,700	\$0
PST	52831	REIJENGA, INC.	2016-1278-PST-E	ECTOR	3/21/2017	\$6,926	\$1,385	\$5,541	\$0
PST	53281	H & H CONVENIENCE INC.	2016-1632-PST-E	BOWIE	3/21/2017	\$6,750	\$1,350	\$5,400	\$0
PST	53268	Femayo Enterprises, LLC	2016-1615-PST-E	BLANCO	3/21/2017	\$5,213	\$1,042	\$4,171	\$0
PST	53315	Jamil Enterprises, Inc.	2016-1661-PST-E	FORT BEND	3/21/2017	\$2,813	\$562	\$2,251	\$0
PST	53047	Digital Midway, L.P.	2016-1427-PST-E	DENTON	3/21/2017	\$3,161	\$632	\$2,529	\$0
PST	52890	Combine Retail, LLC	2016-1271-PST-E	JEFFERSON	3/21/2017	\$4,317	\$863	\$3,454	\$0
PST	53106	ZNY Enterprises, Inc.	2016-1468-PST-E	TARRANT	3/21/2017	\$6,563	\$1,312	\$5,251	\$0

## Singles Programs

## Appendix 3: List of Administrative Orders Issued - FY2019

Date Range Selected : 9/1/2016 - 8/31/2017

PGM	Case No.	Respondent Name	Docket#	County	Order Date	Penalty Assessed	Penalty Deferred	Payable Amount	SEP Offset
PST	53255	vocar transportation services, L.L.C.	2016-1602-PST-E	BEXAR	3/21/2017	\$3,375	\$675	\$2,700	\$0
PST	53065	DHUKA SEHR ENTERPRISES, INC	2016-1430-PST-E	BEXAR	3/28/2017	\$3,000	\$600	\$2,400	\$0
PST	53697	FLYING STAR TRANSPORT, L.L.C.	2016-2057-PST-E	POTTER	3/28/2017	\$1,605	\$321	\$1,284	\$0
PST	52450	Clear Lake Regional Medical Center, Inc.	2016-0847-PST-E	HARRIS	3/28/2017	\$3,036	\$0	\$3,036	\$0
PST	53485	NEW SUMAR, LLC	2016-1831-PST-E	JEFFERSON	3/28/2017	\$2,438	\$487	\$1,951	\$0
PST	53184	New A Malik, Inc.	2016-1543-PST-E	TARRANT	3/28/2017	\$7,500	\$1,500	\$6,000	\$0
PST	53473	Maverick Travel Center, LP *	2016-1821-PST-E	PALO PINTO	3/28/2017	\$5,004	\$1,000	\$4,004	\$0
PST	53596	Coastal Transport Co., Inc.	2016-1961-PST-E	TRAVIS	3/28/2017	\$2,813	\$562	\$2,251	\$0
PST	52561	RF FOOD AND GAS, INC.	2016-0983-PST-E	BEXAR	3/28/2017	\$5,755	\$0	\$5,755	\$0
PST	52574	AMERICA PRIDE PETROLEUM INC	2016-0951-PST-E	BURNET	3/28/2017	\$3,504	\$700	\$2,804	\$0
PST	53599	Alexander Oil Company	2016-1960-PST-E	WASHINGTON	3/28/2017	\$1,238	\$247	\$991	\$0
PST	53175	Lanar, Inc.	2016-1531-PST-E	TARRANT	3/28/2017	\$4,125	\$0	\$4,125	\$0
PST	52094	Sadash Corporation	2016-0494-PST-E	PARKER	3/28/2017	\$3,375	\$675	\$2,700	\$0
PST	52930	Alvin Ventures , Inc.	2016-1288-PST-E	BRAZORIA	3/28/2017	\$4,600	\$920	\$3,680	\$0
PST	53639	Gunnys Inc *	2016-2018-PST-E	HOOD	3/28/2017	\$4,502	\$900	\$3,602	\$0
PST	53564	Colorado County Oil Company, Inc.	2016-1930-PST-E	COLORADO	3/28/2017	\$7,012	\$1,402	\$5,610	\$0
PST	53058	Ables Springs Cafe & Country Store, Inc.	2016-1422-PST-E	KAUFMAN	3/28/2017	\$2,438	\$487	\$1,951	\$0
PST	53140	LINKIN INC	2016-1494-PST-E	TARRANT	3/28/2017	\$5,963	\$1,192	\$4,771	\$0
PST	53604	The University of Texas at Austin	2016-1959-PST-E	TRAVIS	3/28/2017	\$3,375	\$675	\$2,700	\$0
PST	53082	SAHIL MERCHANT, INC.	2016-1465-PST-E	HARRIS	3/28/2017	\$6,688	\$1,337	\$5,351	\$0
PST	52991	CHANDANI, NAZIR N	2016-1368-PST-E	JOHNSON	4/11/2017	\$3,251	\$650	\$2,601	\$0
PST	53198	BRAVO, MARY D	2016-1561-PST-E	FALLS	4/11/2017	\$4,600	\$920	\$3,680	\$0
PST	53998	Harlingen CISD	2017-0220-PST-E	CAMERON	4/11/2017	\$4,375	\$0	\$4,375	\$0
PST	53262	BLANCO SHELL, LLC	2016-1616-PST-E	BLANCO	4/11/2017	\$2,567	\$513	\$2,054	\$0
PST	53825	Hashem's Quick Mart, Inc.	2017-0037-PST-E	CAMERON	4/11/2017	\$2,625	\$0	\$2,625	\$0
PST	53207	Nazma, L.L.C.	2016-1563-PST-E	HAYS	4/11/2017	\$3,693	\$738	\$2,955	\$0
PST	52853	CHINA SPRING MART, L.L.C.	2016-1237-PST-E	MCLENNAN	4/11/2017	\$3,375	\$0	\$3,375	\$0
PST	53534	Auxiliary To Driscoll Children's Hospital	2016-1894-PST-E	NUECES	4/11/2017	\$3,563	\$712	\$2,851	\$0
PST	53528	Gajanand Inc	2016-1890-PST-E	GRAYSON	4/11/2017	\$6,750	\$1,350	\$5,400	\$0
PST	52926	Sunny Day Enterprises, INC.	2016-1600-PST-E	JEFFERSON	4/11/2017	\$3,563	\$712	\$2,851	\$0
PST	53012	SUPERIOR CONVENIENT & GAS INC.	2016-1735-PST-E	BEXAR	4/11/2017	\$3,504	\$700	\$2,804	\$0
PST	53094	Jorawhar Inc.	2016-1491-PST-E	HUNT	4/11/2017	\$5,625	\$1,125	\$4,500	\$0
PST	52827	Avery 7-11, Incorporated.	2016-1207-PST-E	RED RIVER	4/11/2017	\$3,692	\$738	\$2,954	\$0
PST	52924	L.A.Garza Properties Inc	2016-1289-PST-E	HARRIS	4/11/2017	\$4,629	\$925	\$3,704	\$0
PST	52872	RIESEL FOOD MART, L.L.C.	2016-1256-PST-E	MCLENNAN	4/11/2017	\$6,750	\$0	\$6,750	\$0
PST	53640	S. Williamson Oil Co., Inc.	2016-2020-PST-E	HILL	4/11/2017	\$2,109	\$421	\$1,688	\$0
PST	52718	ALI AMMAR, INC.	2016-1110-PST-E	BEXAR	4/11/2017	\$2,438	\$487	\$976	\$975
PST	53638	Fikes Wholesale, Inc.	2016-2019-PST-E	WILLIAMSON	4/11/2017	\$2,813	\$562	\$2,251	\$0

## Singles Programs

## Appendix 3: List of Administrative Orders Issued - FY2019

Date Range Selected : 9/1/2016 - 8/31/2017

PGM	Case No.	Respondent Name	Docket#	County	Order Date	Penalty Assessed	Penalty Deferred	Payable Amount	SEP Offset
PST	53498	Z AND J, LLC	2016-1847-PST-E	ORANGE	4/11/2017	\$3,000	\$600	\$2,400	\$0
PST	53334	Qking Inc	2016-1678-PST-E	CORYELL	4/11/2017	\$4,876	\$975	\$3,901	\$0
PST	51166	Harrison County	2015-1297-PST-E	HARRISON	4/12/2017	\$5,626	\$0	\$5,626	\$0
PST	52986	Sandford Petroleum, Inc.	2016-1360-PST-E	WISE	4/13/2017	\$18,500	\$3,700	\$14,800	\$0
PST	52188	American General Realty Investment Corporation	2016-0592-PST-E	POTTER	4/13/2017	\$10,489	\$2,097	\$8,392	\$0
PST	52665	PERVEN, LLC	2016-1045-PST-E	JEFFERSON	4/13/2017	\$7,500	\$0	\$7,500	\$0
PST	51554	Dallas Alishah Enterprises Inc. *	2015-1733-PST-E	DALLAS	4/13/2017	\$10,350	\$0	\$10,350	\$0
PST	52570	Sashi International Corporation	2016-1201-PST-E	TITUS	4/13/2017	\$9,000	\$1,800	\$7,200	\$0
PST	52197	786 K & H LLC	2016-0571-PST-E	MORRIS	4/13/2017	\$10,125	\$2,025	\$8,100	\$0
PST	52850	Trishell, LLC	2016-1233-PST-E	TARRANT	4/13/2017	\$11,813	\$2,362	\$9,451	\$0
PST	53084	Amakanojiya, Inc	2016-1442-PST-E	GALVESTON	4/25/2017	\$7,188	\$1,437	\$5,751	\$0
PST	53269	JSD BUSINESS INC	2016-1622-PST-E	TRAVIS	4/25/2017	\$5,353	\$1,070	\$4,283	\$0
PST	53734	M&I VENTURES, LLC	2016-2081-PST-E	DALLAS	4/25/2017	\$2,568	\$513	\$2,055	\$0
PST	53458	MEHAK & HARIS LLC	2016-1808-PST-E	TARRANT	4/25/2017	\$3,937	\$787	\$3,150	\$0
PST	52730	ANTEX INVESTMENTS LLC	2016-1105-PST-E	TOM GREEN	4/25/2017	\$5,627	\$0	\$5,627	\$0
PST	52555	MERY, GEORGE	2016-0926-PST-E	BEXAR	4/25/2017	\$4,500	\$0	\$4,500	\$0
PST	53463	Pioneer Grocery #One, Inc.	2016-1812-PST-E	TARRANT	4/25/2017	\$3,375	\$0	\$3,375	\$0
PST	53570	Petroleum Transport, Inc.	2016-1937-PST-E	LUBBOCK	4/25/2017	\$2,607	\$521	\$2,086	\$0
PST	52682	Quiroga Properties, L.L.C.	2016-1148-PST-E	BEE	5/4/2017	\$9,000	\$1,800	\$7,200	\$0
PST	51961	Fort Bend Independent School District	2016-0300-PST-E	FORT BEND	5/4/2017	\$15,688	\$3,137	\$12,551	\$0
PST	53073	Cowboys Speedy LLC.	2016-1436-PST-E	ROCKWALL	5/4/2017	\$11,350	\$2,270	\$9,080	\$0
PST	49283	BKK HOLDINGS INC.	2014-1308-PST-E	PARKER	5/4/2017	\$10,130	\$5,931	\$4,199	\$0
PST	52913	Lone Star Carriers, Inc.	2016-1331-PST-E	MCLENNAN	5/4/2017	\$9,213	\$1,842	\$7,371	\$0
PST	52618	CYDIA INC	2016-1001-PST-E	NAVARRO	5/4/2017	\$24,506	\$0	\$24,506	\$0
PST	53324	LAM, TIMMY J	2016-1853-PST-E	KAUFMAN	5/9/2017	\$4,500	\$900	\$3,600	\$0
PST	53220	Ishan Enterprises, Inc.	2016-1575-PST-E	FORT BEND	5/9/2017	\$4,125	\$825	\$3,300	\$0
PST	53623	Sunwell Corporation	2016-1988-PST-E	BEXAR	5/9/2017	\$1,859	\$371	\$1,488	\$0
PST	52374	3AR INC	2016-0754-PST-E	TARRANT	5/9/2017	\$3,375	\$0	\$3,375	\$0
PST	53422	BUDDYS INVESTMENT INC	2016-1771-PST-E	DALLAS	5/9/2017	\$1,937	\$0	\$1,937	\$0
PST	52575	Handy Shop Inc	2016-0953-PST-E	BEXAR	5/9/2017	\$3,563	\$712	\$2,851	\$0
PST	53469	MUTUAL OIL TRADING INC.	2016-1824-PST-E	GRAYSON	5/9/2017	\$3,563	\$712	\$2,851	\$0
PST	53162	SUNWEST GROCERY, LLC	2016-1539-PST-E	JOHNSON	5/9/2017	\$3,375	\$0	\$3,375	\$0
PST	52592	JAYALAKSHMI GROUP LLC	2016-0965-PST-E	GUADALUPE	5/9/2017	\$2,438	\$0	\$2,438	\$0
PST	52845	RED OAK, INC.	2016-1213-PST-E	ELLIS	5/11/2017	\$8,754	\$1,750	\$7,004	\$0
PST	52816	VALLEY EXPRESS MART, INC.	2016-1172-PST-E	BOSQUE	5/11/2017	\$20,667	\$19,467	\$1,200	\$0
PST	52228	MACIAS, ROEL ROLANDO JR	2016-0593-PST-E	BRAZORIA	5/11/2017	\$11,575	\$2,315	\$9,260	\$0
PST	52443	Annu Golden, Inc.	2016-0809-PST-E	TRAVIS	5/11/2017	\$28,815	\$0	\$28,815	\$0
PST	53149	EPP-TEXAS ACQUISITION, LLC	2016-1512-PST-E	TARRANT	5/11/2017	\$36,984	\$7,396	\$29,588	\$0



## Singles Programs

## Appendix 3: List of Administrative Orders Issued - FY2019

Date Range Selected : 9/1/2016 - 8/31/2017

PGM	Case No.	Respondent Name	Docket#	County	Order Date	Penalty Assessed	Penalty Deferred	Payable Amount	SEP Offset
PST	52356	PAKG ENTERPRISES INC	2016-0730-PST-E	BRAZORIA	5/11/2017	\$14,312	\$2,862	\$11,450	\$0
PST	53464	Dale Oil Co., Inc.	2016-1811-PST-E	BAILEY	5/11/2017	\$8,538	\$1,707	\$6,831	\$0
PST	52956	Independent Oil Company	2016-1319-PST-E	HILL	5/11/2017	\$8,659	\$1,731	\$6,928	\$0
PST	52889	ELLIOTT, EFFERSON D	2016-1269-PST-E	TOM GREEN	5/11/2017	\$12,855	\$2,571	\$10,284	\$0
PST	52757	VALLEY EXPRESS MART, INC.	2016-1131-PST-E	BOSQUE	5/11/2017	\$20,895	\$19,695	\$1,200	\$0
PST	52899	BB & M INTERESTS, INC.	2016-1292-PST-E	HARRIS	5/11/2017	\$8,355	\$1,671	\$6,684	\$0
PST	52714	Neptune International Inc.	2016-1088-PST-E	HARRIS	5/23/2017	\$4,687	\$937	\$3,750	\$0
PST	52852	Expressway, Inc.	2016-1236-PST-E	GALVESTON	5/23/2017	\$6,188	\$1,237	\$4,951	\$0
PST	52287	LION GATE GAS SERVICES INC	2016-0659-PST-E	EL PASO	5/23/2017	\$6,396	\$0	\$6,396	\$0
PST	53626	JPM BUSINESS INC	2016-1989-PST-E	VAN ZANDT	5/23/2017	\$6,000	\$1,200	\$4,800	\$0
PST	52891	H2Go, LLC	2016-1272-PST-E	TARRANT	5/23/2017	\$2,015	\$0	\$2,015	\$0
PST	52893	Severn Trent Environmental Services, Inc.	2016-1276-PST-E	HARRIS	5/23/2017	\$5,859	\$1,171	\$4,688	\$0
PST	52866	Coastway Inc.	2016-1247-PST-E	ORANGE	5/23/2017	\$2,813	\$562	\$2,251	\$0
PST	53625	Brookshire Brothers, Inc.	2016-1990-PST-E	ANGELINA	5/23/2017	\$6,750	\$1,350	\$5,400	\$0
PST	53172	EBRAHIM, RAFIQ *	2016-1523-PST-E	MILAM	5/23/2017	\$4,500	\$900	\$3,600	\$0
PST	53144	SEGUIN BUSINESS, L.L.C.	2016-1498-PST-E	GUADALUPE	5/23/2017	\$3,000	\$600	\$2,400	\$0
PST	53669	DUNCANVILLE CAMP WISDOM INVESTMENT INC	2016-2063-PST-E	DALLAS	5/23/2017	\$3,375	\$675	\$2,700	\$0
PST	53671	PERVAIZ, FAHMINA	2016-2034-PST-E	DALLAS	5/23/2017	\$6,750	\$1,350	\$5,400	\$0
PST	52793	Western Refining Wholesale, LLC	2016-1200-PST-E	EL PASO	5/30/2017	\$14,745	\$2,949	\$11,796	\$0
PST	52245	ZAHRA, BASSAM	2016-0627-PST-E	DALLAS	5/30/2017	\$9,015	\$0	\$9,015	\$0
PST	53234	Jadidi Corporation	2016-1592-PST-E	GALVESTON	5/30/2017	\$8,695	\$1,739	\$6,956	\$0
PST	53302	PRANAV & DAISY GROUP LLC	2016-1653-PST-E	GREGG	5/30/2017	\$8,625	\$1,725	\$6,900	\$0
PST	52493	SUHA ENTERPRISES INC	2016-1087-PST-E	BEXAR	5/30/2017	\$10,629	\$0	\$10,629	\$0
PST	52974	JZV, Inc.	2016-1336-PST-E	GALVESTON	5/30/2017	\$10,580	\$2,116	\$8,464	\$0
PST	52803	WILEY, KENNETH D *	2016-1190-PST-E	DAWSON	5/30/2017	\$28,606	\$0	\$28,606	\$0
PST	51601	FARAHNAKIAN, NASSER	2015-1773-PST-E	NUECES	5/30/2017	\$27,000	\$0	\$27,000	\$0
PST	53624	PHAM, MAI T	2016-1991-PST-E	GALVESTON	6/6/2017	\$3,937	\$787	\$3,150	\$0
PST	53280	Total Stop, L. P,	2016-1707-PST-E	CASS	6/6/2017	\$6,750	\$1,350	\$5,400	\$0
PST	53500	NORTH FOURTH EXPRESS, INC.	2016-1863-PST-E	HOUSTON	6/6/2017	\$3,563	\$712	\$2,851	\$0
PST	52879	EDNA ENTERPRISES, INC.	2016-1260-PST-E	JACKSON	6/6/2017	\$4,875	\$975	\$3,900	\$0
PST	52829	JC & G COMPANY, LLC	2016-1205-PST-E	TRINITY	6/6/2017	\$4,500	\$0	\$4,500	\$0
PST	53305	Oncor Electric Delivery Company LLC	2016-1660-PST-E	HENDERSON	6/6/2017	\$4,600	\$920	\$3,680	\$0
PST	52061	Tacs, Inc.	2016-0419-PST-E	TOM GREEN	6/6/2017	\$4,403	\$880	\$3,523	\$0
PST	53519	BURKS, JOHNNY *	2016-1889-PST-E	CORYELL	6/6/2017	\$2,438	\$487	\$1,951	\$0
PST	52494	Balques Inc.	2016-1157-PST-E	GRAYSON	6/13/2017	\$15,000	\$3,000	\$12,000	\$0
PST	52386	G & RAZI INVESTMENT, INC.	2016-0750-PST-E	BASTROP	6/13/2017	\$35,106	\$0	\$35,106	\$0
PST	53304	CSTORE VENTURES INC	2016-1652-PST-E	LLANO	6/13/2017	\$10,929	\$2,185	\$8,744	\$0
PST	53482	CROCKETT EXPRESS, INC.	2016-1832-PST-E	HOUSTON	6/13/2017	\$29,854	\$5,970	\$23,884	\$0

Date Range Selected : 9/1/2016 - 8/31/2017

PGM	Case No.	Respondent Name	Docket#	County	Order Date	Penalty Assessed	Penalty Deferred	Payable Amount	SEP Offset
PST	52262	Sharif & Associates, Inc.	2016-0633-PST-E	MORRIS	6/13/2017	\$9,129	\$0	\$9,129	\$0
PST	53367	Sabir, Inc.	2016-1716-PST-E	JEFFERSON	6/13/2017	\$8,879	\$0	\$8,879	\$0
PST	53622	Dupre Logistics L L C	2016-1980-PST-E	HARRIS	6/13/2017	\$7,042	\$0	\$7,042	\$0
PST	53714	SAHI Brothers, Inc.	2016-2080-PST-E	WILLIAMSON	6/20/2017	\$2,567	\$513	\$2,054	\$0
PST	53969	Mabank ISD	2017-0186-PST-E	KAUFMAN	6/20/2017	\$5,813	\$1,162	\$4,651	\$0
PST	53855	Nablus #1, Inc.	2017-0075-PST-E	TARRANT	6/20/2017	\$6,750	\$1,350	\$5,400	\$0
PST	53211	Pinco Inc.	2016-1558-PST-E	BEXAR	6/20/2017	\$3,375	\$675	\$2,700	\$0
PST	53724	Chaudhry Enterprises Incorporated	2016-2067-PST-E	PANOLA	6/20/2017	\$6,100	\$1,220	\$4,880	\$0
PST	53870	INCE Distributing, Inc.	2017-0086-PST-E	BEXAR	6/20/2017	\$3,000	\$600	\$2,400	\$0
PST	52545	JAIN, RAKESH	2016-0899-PST-E	GALVESTON	6/20/2017	\$4,786	\$0	\$4,786	\$0
PST	53748	TIB - The Independent BankersBank	2016-2094-PST-E	DALLAS	6/20/2017	\$5,352	\$1,070	\$4,282	\$0
PST	51962	DENBOER, JAMES LEE	2016-0304-PST-E	TARRANT	6/20/2017	\$6,300	\$2,700	\$3,600	\$0
PST	53808	HSS INVESTMENTS, INC.	2017-0016-PST-E	TARRANT	6/20/2017	\$7,313	\$1,462	\$5,851	\$0
PST	53747	ALINA & ARISH INVESTMENTS, LLC	2016-2095-PST-E	HARRIS	6/20/2017	\$3,088	\$617	\$2,471	\$0
PST	52341	SADAF GLOBAL CORPORATION	2016-0708-PST-E	JEFFERSON	6/20/2017	\$4,800	\$960	\$3,840	\$0
PST	52898	GLOBAL GOLDEN, INC.	2016-1279-PST-E	MCLENNAN	6/20/2017	\$6,750	\$1,350	\$5,400	\$0
PST	53634	H & S Business LLC	2016-2032-PST-E	GRAYSON	6/20/2017	\$2,567	\$513	\$2,054	\$0
PST	52834	Ado Alliance Inc.	2016-1227-PST-E	ORANGE	6/20/2017	\$7,385	\$1,477	\$5,908	\$0
PST	53909	Regal Oil Inc.	2017-0130-PST-E	TOM GREEN	6/20/2017	\$4,106	\$821	\$3,285	\$0
PST	53834	Kismat, Inc.	2017-0052-PST-E	TARRANT	7/11/2017	\$1,562	\$312	\$1,250	\$0
PST	53945	HCA Health Services of Texas, Inc.	2017-0161-PST-E	HIDALGO	7/11/2017	\$5,302	\$1,060	\$4,242	\$0
PST	52847	HERLIS CORPORATION	2016-1212-PST-E	GUADALUPE	7/12/2017	\$12,325	\$11,125	\$1,200	\$0
PST	53605	Connel Oil Corp.	2016-1958-PST-E	PARKER	7/12/2017	\$11,625	\$2,325	\$9,300	\$0
PST	46490	UNG, MICHAEL	2016-1900-PST-E	CASS	7/12/2017	\$76,582	\$0	\$76,582	\$0
PST	53559	Paddy's One-Stop, Inc.	2016-1925-PST-E	DALLAS	7/12/2017	\$8,250	\$1,650	\$6,600	\$0
PST	52266	SKI RIDE INC	2016-0630-PST-E	SMITH	7/12/2017	\$6,276	\$0	\$6,276	\$0
PST	52728	Royal Kirkwood Investments, Inc.	2016-1107-PST-E	FORT BEND	7/12/2017	\$14,358	\$2,871	\$11,487	\$0
PST	52384	Mike's Little Supermarket and Deli, LLC	2016-0749-PST-E	GALVESTON	7/12/2017	\$14,022	\$2,804	\$11,218	\$0
PST	47675	Joe's & Cho, Inc.	2015-1221-PST-E	TARRANT	7/12/2017	\$70,129	\$59,500	\$10,629	\$0
PST	53298	MDW ENTERPRISES, LLC	2016-1643-PST-E	BRAZORIA	7/12/2017	\$9,105	\$1,821	\$7,284	\$0
PST	53307	Noble Business Inc.	2016-1650-PST-E	DENTON	7/18/2017	\$3,750	\$0	\$3,750	\$0
PST	53228	AREEBA & SAAMIA INC	2016-1584-PST-E	GREGG	7/18/2017	\$4,629	\$925	\$3,704	\$0
PST	53168	EUCEDA, WILLIAM	2016-1530-PST-E	CAMERON	7/18/2017	\$4,629	\$925	\$3,704	\$0
PST	53845	MV Transportation, Inc	2017-0072-PST-E	TRAVIS	7/18/2017	\$3,143	\$628	\$2,515	\$0
PST	53203	J & J CSTORE 2 LLC	2016-1559-PST-E	HENDERSON	7/18/2017	\$6,750	\$0	\$6,750	\$0
PST	52591	RAINEY, BENTON	2016-0964-PST-E	DELTA	7/18/2017	\$6,000	\$0	\$6,000	\$0
PST	53061	NEW N & S VENTURES LLC	2016-1751-PST-E	TARRANT	7/27/2017	\$13,788	\$2,757	\$11,031	\$0
PST	53744	Knox Oil of Texas, Inc.	2016-2096-PST-E	KAUFMAN	7/27/2017	\$9,751	\$1,950	\$7,801	\$0

## Singles Programs

## Appendix 3: List of Administrative Orders Issued - FY2019

Date Range Selected : 9/1/2016 - 8/31/2017

PGM	Case No.	Respondent Name	Docket#	County	Order Date	Penalty Assessed	Penalty Deferred	Payable Amount	SEP Offset
PST	53861	PENTA OPERATING, LLC	2017-0094-PST-E	MIDLAND	7/27/2017	\$8,547	\$1,709	\$6,838	\$0
PST	52772	CLIFTON FOOD MART, L.L.C.	2016-1158-PST-E	BOSQUE	7/27/2017	\$13,500	\$0	\$13,500	\$0
PST	53843	CARBINE KILO INC	2017-0059-PST-E	WILLIAMSON	8/1/2017	\$6,129	\$1,225	\$4,904	\$0
PST	53859	Mufaddal Ventures, Inc.	2017-0073-PST-E	HARRIS	8/1/2017	\$6,438	\$1,287	\$5,151	\$0
PST	53349	Seshaa, LLC	2016-1693-PST-E	BRAZORIA	8/1/2017	\$4,742	\$948	\$3,794	\$0
PST	53994	Pinery, Inc	2017-0228-PST-E	DALLAS	8/1/2017	\$2,438	\$487	\$1,951	\$0
PST	54101	KEVIN ENTERPRISES INC	2017-0325-PST-E	BEXAR	8/1/2017	\$2,438	\$487	\$1,951	\$0
PST	52857	Taha Investments "Inc"	2016-1232-PST-E	MCLENNAN	8/1/2017	\$4,125	\$825	\$3,300	\$0
PST	54032	Nita Corporation	2017-0262-PST-E	DALLAS	8/1/2017	\$3,563	\$712	\$2,851	\$0
PST	53878	ARNAV BUSINESS INC.	2017-0104-PST-E	HARRIS	8/1/2017	\$2,642	\$528	\$2,114	\$0
PST	52525	ANS Platinum LLC	2016-0889-PST-E	MCLENNAN	8/1/2017	\$3,750	\$750	\$3,000	\$0
PST	54022	RARA LLC	2017-0241-PST-E	ERATH	8/1/2017	\$3,375	\$675	\$2,700	\$0
PST	51259	ST. MINA INVESTMENTS, LLC	2015-1394-PST-E	TARRANT	8/2/2017	\$11,526	\$0	\$11,526	\$0
PST	53608	Lufkin Travel Plaza LLC	2016-2000-PST-E	ANGELINA	8/2/2017	\$11,250	\$2,250	\$9,000	\$0
PST	53591	Amron Properties L.L.C.	2016-1963-PST-E	CHAMBERS	8/8/2017	\$5,250	\$0	\$5,250	\$0
PST	53375	MRUBEL ENTERPRISE INC	2016-1734-PST-E	BEXAR	8/8/2017	\$3,000	\$0	\$3,000	\$0
PST	51073	AZEL H CORP.	2015-1336-PST-E	HARRIS	8/8/2017	\$5,000	\$0	\$5,000	\$0
PST	53046	S&P TEXAN, INC	2016-1373-PST-E	ELLIS	8/15/2017	\$3,563	\$0	\$3,563	\$0
PST	53575	AL - SARA ENTERPRISES, INC.	2016-1981-PST-E	TRAVIS	8/15/2017	\$3,375	\$0	\$3,375	\$0
PST	53595	Gams Inc.	2016-1962-PST-E	KLEBERG	8/15/2017	\$4,500	\$0	\$4,500	\$0
PST	52715	VALLEY EXPRESS MART, INC.	2016-1270-PST-E	BOSQUE	8/15/2017	\$5,129	\$3,929	\$1,200	\$0
PST	54073	ANGAL 786 ENTERPRISE INC	2017-0332-PST-E	BURLESON	8/22/2017	\$2,438	\$487	\$1,951	\$0
PST	53553	Community Services, Inc.	2016-1924-PST-E	NAVARRO	8/22/2017	\$5,250	\$1,050	\$4,200	\$0
PST	53943	Oil Patch Fuel & Supply, Inc.	2017-0162-PST-E	CAMERON	8/22/2017	\$1,356	\$271	\$1,085	\$0
PST	53314	DHP SALES & SERVICES INC	2016-1663-PST-E	HARRIS	8/23/2017	\$15,598	\$0	\$15,598	\$0
PST	53581	GoPetro Transport LLC	2016-1954-PST-E	HARRIS	8/23/2017	\$3,612	\$0	\$3,612	\$0
PST	52350	Naila Partners, Ltd.	2016-0724-PST-E	BEXAR	8/23/2017	\$15,579	\$0	\$15,579	\$0
PST	50748	GOLD STAR, LLC	2015-1093-PST-E	DALLAS	8/23/2017	\$21,986	\$0	\$21,986	\$0
PST	53741	DFW Fuel City, Inc.	2016-2091-PST-E	DALLAS	8/23/2017	\$10,894	\$2,178	\$8,716	\$0
PST	53615	YETI INVESTMENT LLC	2016-1982-PST-E	COLLIN	8/23/2017	\$8,415	\$1,683	\$6,732	\$0
PST	44781	Hicks Oil & Butane Co.	2015-1734-PST-E	CAMERON	8/23/2017	\$49,500	\$45,900	\$3,600	\$0
PST	51616	Jai Shree Ambe Corporation	2015-1780-PST-E	MCLENNAN	8/23/2017	\$26,239	\$0	\$26,239	\$0
PST	52925	OZMIR, INC.	2016-1290-PST-E	DALLAS	8/23/2017	\$15,475	\$3,095	\$12,380	\$0
PST	53633	PATEL, KACY *	2016-2002-PST-E	DALLAS	8/29/2017	\$6,251	\$1,250	\$5,001	\$0
PST	53213	TEXAS 1 TRAVEL STOP INC	2016-1557-PST-E	VAN ZANDT	8/29/2017	\$7,253	\$1,450	\$5,803	\$0
PST	53156	Sai BBD, Inc	2016-1518-PST-E	TARRANT	8/29/2017	\$6,629	\$3,029	\$3,600	\$0
<b>Subtotal for PST : 567</b>						<b>\$4,357,865</b>	<b>\$803,263</b>	<b>\$3,478,017</b>	<b>\$76,585</b>
PWS	51683	Ranch Hand Apartments, LLC	2015-1854-PWS-E	RANDALL	9/6/2016	\$550	\$0	\$550	\$0

Date Range Selected : 9/1/2016 - 8/31/2017

PGM	Case No.	Respondent Name	Docket#	County	Order Date	Penalty Assessed	Penalty Deferred	Payable Amount	SEP Offset
PWS	49634	Olsen Estates Property Owner's Association	2014-1682-PWS-E	CHAMBERS	9/6/2016	\$918	\$0	\$918	\$0
PWS	51424	City of Nome	2015-1585-PWS-E	JEFFERSON	9/13/2016	\$6,492	\$0	\$0	\$6,492
PWS	50861	Lakeshore Utility Company	2015-1098-PWS-E	SMITH	9/13/2016	\$947	\$0	\$947	\$0
PWS	51787	Girl Scouts of Texas Oklahoma Plains, Inc.	2016-0120-PWS-E	CROSBY	9/13/2016	\$315	\$0	\$315	\$0
PWS	52047	Jusryn Company, Inc.	2016-0400-PWS-E	HOOD	9/20/2016	\$504	\$100	\$404	\$0
PWS	51971	Water Necessities, Inc.	2016-0322-PWS-E	HARDIN	9/20/2016	\$388	\$77	\$311	\$0
PWS	52269	Council Creek Village, Inc.	2016-0646-PWS-E	BURNET	9/20/2016	\$120	\$24	\$96	\$0
PWS	52741	WILLIAMS, WALTER B	2016-1125-WOC-E	COTTLE	9/27/2016	\$175	\$0	\$175	\$0
PWS	52291	Central Bowie County Water Supply Corporation	2016-0656-PWS-E	BOWIE	9/27/2016	\$146	\$29	\$117	\$0
PWS	52010	Sam Rayburn Water, Inc.	2016-0363-PWS-E	SAN AUGUSTINE	9/27/2016	\$525	\$105	\$420	\$0
PWS	51836	Texas Department Of Aging & Disability Services	2016-0164-PWS-E	ANGELINA	9/27/2016	\$200	\$40	\$160	\$0
PWS	50683	City of Calvert	2015-0903-PWS-E	ROBERTSON	9/27/2016	\$617	\$123	\$494	\$0
PWS	52201	Arrowhead Hill Water Supply Corporation	2016-0565-PWS-E	BELL	9/27/2016	\$500	\$100	\$400	\$0
PWS	51752	City of Laredo	2016-0082-PWS-E	WEBB	9/29/2016	\$1,491	\$0	\$1,491	\$0
PWS	51794	City of Zavalla	2016-0129-PWS-E	ANGELINA	9/29/2016	\$298	\$0	\$298	\$0
PWS	51941	The Consolidated Water Supply Corporation	2016-0280-PWS-E	HOUSTON	10/11/2016	\$351	\$0	\$351	\$0
PWS	51924	Heart O' Texas Council of the Boy Scouts of America	2016-0257-PWS-E	WISE	10/11/2016	\$725	\$0	\$725	\$0
PWS	52077	Monarch Utilities I L.P.	2016-0428-PWS-E	GRAYSON	10/11/2016	\$172	\$0	\$172	\$0
PWS	51710	United Skates Inc.	2016-0026-PWS-E	LUBBOCK	10/11/2016	\$660	\$0	\$660	\$0
PWS	51873	Horsemans Ranch Morgan Mill Homeowners Association Incorporated	2016-0223-PWS-E	ERATH	10/11/2016	\$550	\$0	\$550	\$0
PWS	52082	Red River Authority of Texas	2016-0438-PWS-E	GRAYSON	10/11/2016	\$1,260	\$0	\$1,260	\$0
PWS	51928	CORTES, MARIO A *	2016-0253-PWS-E	BEXAR	10/11/2016	\$762	\$0	\$762	\$0
PWS	51688	Sam Rayburn Water, Inc.	2016-0007-PWS-E	SAN AUGUSTINE	10/11/2016	\$1,099	\$0	\$1,099	\$0
PWS	51944	Millersview-Doole Water Supply Corporation	2016-0286-PWS-E	CONCHO	10/11/2016	\$702	\$0	\$702	\$0
PWS	51661	United States Army Corps of Engineers *	2015-1826-PWS-E	GRAYSON	10/11/2016	\$1,986	\$0	\$1,986	\$0
PWS	51551	United States Army Corps of Engineers	2015-1721-PWS-E	CHAMBERS	10/11/2016	\$732	\$0	\$732	\$0
PWS	51754	Sam Rayburn Water, Inc.	2016-0087-PWS-E	SAN AUGUSTINE	10/11/2016	\$1,260	\$0	\$1,260	\$0
PWS	51900	G-M Water Supply Corporation	2016-0242-PWS-E	SABINE	10/11/2016	\$1,620	\$0	\$1,620	\$0
PWS	51967	Big Star RV Park, LLC	2016-0315-PWS-E	HOWARD	10/11/2016	\$660	\$660	\$0	\$0
PWS	49770	Larry E. Smith	2014-1809-PWS-E	*MULTIPLE	10/11/2016	\$1,752	\$0	\$1,752	\$0
PWS	52211	North Orange Water & Sewer, LLC	2016-0573-PWS-E	ORANGE	10/25/2016	\$1,821	\$364	\$1,457	\$0
PWS	51809	Jonah Water Special Utility District	2016-0138-PWS-E	WILLIAMSON	10/25/2016	\$345	\$69	\$276	\$0
PWS	50873	Oak Terrace Estates, Inc. *	2015-1108-PWS-E	POLK	10/25/2016	\$740	\$0	\$740	\$0
PWS	52191	Anita Lewis *	2016-0550-PWS-E	BURNET	10/25/2016	\$262	\$52	\$210	\$0
PWS	52153	Pioneer Natural Resources USA, Inc.	2016-0513-PWS-E	VICTORIA	10/25/2016	\$250	\$50	\$200	\$0
PWS	51403	Lakeshore Utility Company	2015-1552-PWS-E	HENDERSON	10/26/2016	\$1,168	\$0	\$1,168	\$0
PWS	51819	Lake palo Pinto Area Water Supply Corporation	2016-0148-PWS-E	PALO PINTO	10/26/2016	\$351	\$0	\$351	\$0

## Singles Programs

## Appendix 3: List of Administrative Orders Issued - FY2019

Date Range Selected : 9/1/2016 - 8/31/2017

PGM	Case No.	Respondent Name	Docket#	County	Order Date	Penalty Assessed	Penalty Deferred	Payable Amount	SEP Offset
PWS	51920	Vista Verde Water Systems, Inc.	2016-0259-PWS-E	MONTGOMERY	10/26/2016	\$1,484	\$0	\$1,484	\$0
PWS	43966	Castle Water, Inc.	2016-0071-PWS-E	HOOD	11/8/2016	\$485	\$0	\$485	\$0
PWS	52318	Aqua Utilities, Inc.	2016-0669-PWS-E	TRAVIS	11/8/2016	\$351	\$351	\$0	\$0
PWS	51929	Presidio County Water Improvement District 1	2016-0252-PWS-E	PRESIDIO	11/8/2016	\$900	\$0	\$900	\$0
PWS	51084	The Mission Texas International Training Center	2015-1209-PWS-E	PARKER	11/8/2016	\$580	\$0	\$580	\$0
PWS	52147	Gary Water Supply Corporation	2016-0505-PWS-E	PANOLA	11/8/2016	\$1,206	\$241	\$965	\$0
PWS	51161	JENNINGS, SHELLEY *	2015-1290-PWS-E	BOWIE	11/8/2016	\$925	\$185	\$740	\$0
PWS	52118	TEXAS STATE UNIVERSITY	2016-0472-PWS-E	HAYS	11/8/2016	\$870	\$174	\$696	\$0
PWS	52638	VUN, TONG KY	2016-1021-PWS-E	BRAZORIA	11/8/2016	\$122	\$24	\$98	\$0
PWS	52136	City of Granite Shoals	2016-0491-PWS-E	BURNET	11/8/2016	\$1,170	\$234	\$936	\$0
PWS	52449	Texas Water Systems, Inc.	2016-0827-PWS-E	UPSHUR	11/8/2016	\$300	\$60	\$240	\$0
PWS	52639	City of Commerce	2016-1020-PWS-E	HUNT	11/8/2016	\$862	\$172	\$690	\$0
PWS	52631	City Of New Home	2016-1145-PWS-E	LYNN	11/8/2016	\$135	\$27	\$108	\$0
PWS	51685	CAMPOS, ALFONZO SR	2016-0009-WOC-E	BEE	11/8/2016	\$436	\$0	\$436	\$0
PWS	51660	Oak Terrace Estates, Inc. *	2015-1830-PWS-E	POLK	11/8/2016	\$1,107	\$0	\$1,107	\$0
PWS	52394	City of Strawn	2016-0769-PWS-E	PALO PINTO	11/8/2016	\$345	\$69	\$276	\$0
PWS	52459	Strip Property Land and Water, LLC	2016-0822-PWS-E	LUBBOCK	11/8/2016	\$748	\$149	\$599	\$0
PWS	52504	Tim Enterprise, Inc.	2016-0876-PWS-E	BRAZORIA	11/8/2016	\$320	\$64	\$256	\$0
PWS	51751	City of Elsa	2016-0085-PWS-E	HIDALGO	11/16/2016	\$1,952	\$0	\$1,952	\$0
PWS	52373	City of Megargel	2016-0747-PWS-E	ARCHER	11/16/2016	\$195	\$0	\$195	\$0
PWS	52295	WTR Real Estate Holdings, L.C.	2016-0692-PWS-E	LUBBOCK	11/16/2016	\$246	\$246	\$0	\$0
PWS	52463	S.L.C. Water Supply Corporation	2016-0825-PWS-E	LIMESTONE	11/16/2016	\$1,122	\$0	\$1,122	\$0
PWS	52265	Road Ranger, L.L.C.	2016-0631-PWS-E	FRIO	11/16/2016	\$2,944	\$0	\$2,944	\$0
PWS	52009	Pendleton Harbor Water Supply Corporation	2016-0364-PWS-E	SABINE	11/16/2016	\$351	\$0	\$351	\$0
PWS	52294	LOPEZ, BRENDA L	2016-0693-PWS-E	EL PASO	11/16/2016	\$217	\$0	\$217	\$0
PWS	42510	SOUTH TEXAS WATER AUTHORITY INDUSTRIAL DEVELOPMENT CORPORATION	2011-1647-PWS-E	KLEBERG	11/22/2016	\$2,443	\$0	\$2,443	\$0
PWS	52635	Imperial Group Manufacturing, Inc.	2016-1010-PWS-E	WISE	12/6/2016	\$897	\$179	\$718	\$0
PWS	52651	City of Covington	2016-1030-PWS-E	HILL	12/6/2016	\$1,121	\$224	\$897	\$0
PWS	52139	Highland Water Supply Corporation	2016-0503-PWS-E	PARKER	12/6/2016	\$935	\$187	\$748	\$0
PWS	52485	City of Star Harbor	2016-0859-PWS-E	HENDERSON	12/6/2016	\$450	\$90	\$360	\$0
PWS	52859	City of Trinidad	2016-1246-PWS-E	HENDERSON	12/6/2016	\$226	\$45	\$181	\$0
PWS	52130	E. S. Water Utility Consolidators Inc.	2016-0481-PWS-E	MONTGOMERY	12/6/2016	\$1,213	\$242	\$971	\$0
PWS	52556	Sun WSC	2016-0929-PWS-E	TAYLOR	12/6/2016	\$1,090	\$218	\$872	\$0
PWS	53311	ENGDAHL, DENNIS N	2016-1669-WOC-E	HARRISON	12/6/2016	\$175	\$0	\$175	\$0
PWS	51969	El Sauz Water Supply Corporation	2016-0313-PWS-E	STARR	12/6/2016	\$434	\$86	\$348	\$0
PWS	52316	P B & S C Water Supply Corporation	2016-0672-PWS-E	SAN JACINTO	12/6/2016	\$52	\$10	\$42	\$0
PWS	52919	City of LaDonia	2016-1308-PWS-E	FANNIN	12/6/2016	\$140	\$28	\$112	\$0

## Singles Programs

## Appendix 3: List of Administrative Orders Issued - FY2019

Date Range Selected : 9/1/2016 - 8/31/2017

PGM	Case No.	Respondent Name	Docket#	County	Order Date	Penalty Assessed	Penalty Deferred	Payable Amount	SEP Offset
PWS	52444	Aqua Utilities, Inc.	2016-0817-PWS-E	TARRANT	12/6/2016	\$157	\$31	\$126	\$0
PWS	52148	Savage Water Services, LLC	2016-0510-PWS-E	WASHINGTON	12/6/2016	\$1,281	\$256	\$1,025	\$0
PWS	53056	GUERRERO, CHRISTOPHER L SR	2016-1418-WOC-E	CROSBY	12/6/2016	\$175	\$0	\$175	\$0
PWS	52343	Lake Livingston Water Supply Corporation	2016-0716-PWS-E	POLK	12/9/2016	\$345	\$345	\$0	\$0
PWS	52584	U.S. Steel Tubular Products, Inc.	2016-0990-PWS-E	MORRIS	12/9/2016	\$146	\$146	\$0	\$0
PWS	52123	Lubbock Reese Redevelopment Authority Corporation	2016-0476-PWS-E	LUBBOCK	12/9/2016	\$1,260	\$0	\$1,260	\$0
PWS	52058	City of Tyler	2016-0422-PWS-E	SMITH	12/9/2016	\$3,288	\$0	\$3,288	\$0
PWS	51686	LUBBOCK INVESTMENTS, LLC, a Nevada Corporation *	2016-0006-PWS-E	LUBBOCK	12/9/2016	\$4,071	\$0	\$4,071	\$0
PWS	51204	Kenedy County	2015-1319-PWS-E	KENEDY	12/9/2016	\$800	\$0	\$800	\$0
PWS	51930	Hudspeth County Water Control And Improvement District No. 1	2016-0251-PWS-E	HUDSPETH	12/9/2016	\$875	\$0	\$875	\$0
PWS	51578	James McIntire	2015-1751-PWS-E	VAL VERDE	12/9/2016	\$2,844	\$0	\$2,844	\$0
PWS	51970	7-Eleven, Inc.	2016-0323-PWS-E	VICTORIA	12/9/2016	\$1,129	\$0	\$1,129	\$0
PWS	51296	Minsa Corporation	2015-1435-PWS-E	BAILEY	12/9/2016	\$1,178	\$0	\$1,178	\$0
PWS	52368	Walnut Creek Special Utility District	2016-0739-PWS-E	PARKER	12/9/2016	\$2,760	\$0	\$2,760	\$0
PWS	51750	City of Kenedy	2016-0084-PWS-E	KARNES	12/9/2016	\$1,027	\$0	\$0	\$1,027
PWS	52642	City of Decatur	2016-1019-PWS-E	WISE	12/9/2016	\$762	\$0	\$762	\$0
PWS	52317	Jaguars Holdings, Inc.	2016-0671-PWS-E	LUBBOCK	12/13/2016	\$172	\$172	\$0	\$0
PWS	52054	City of Temple	2016-0415-PWS-E	BELL	12/13/2016	\$3,442	\$688	\$2,754	\$0
PWS	52137	City of Ranger	2016-0488-PWS-E	EASTLAND	12/13/2016	\$3,768	\$753	\$3,015	\$0
PWS	52637	Nerro Supply, LLC	2016-1009-PWS-E	CHAMBERS	12/13/2016	\$539	\$107	\$432	\$0
PWS	8269	W. Oaks Phoenix Corp.	2016-0997-UCR-E	HUNT	12/27/2016	\$0	\$0	\$0	\$0
PWS	52792	City of Jacksboro	2016-1198-PWS-E	JACK	1/4/2017	\$1,575	\$315	\$1,260	\$0
PWS	52120	Village Farms, L.P.	2016-0470-PWS-E	JEFF DAVIS	1/4/2017	\$1,311	\$262	\$1,049	\$0
PWS	52633	City of Groesbeck	2016-1012-PWS-E	LIMESTONE	1/10/2017	\$1,755	\$351	\$1,404	\$0
PWS	52462	City of Troy	2016-0826-PWS-E	BELL	1/10/2017	\$345	\$69	\$276	\$0
PWS	52640	7-Eleven, Inc.	2016-1027-PWS-E	VICTORIA	1/10/2017	\$1,583	\$316	\$1,267	\$0
PWS	53112	City of Crosbyton	2016-1475-PWS-E	CROSBY	1/10/2017	\$50	\$10	\$40	\$0
PWS	52915	Staff Water Supply Corporation	2016-1304-PWS-E	EASTLAND	1/10/2017	\$50	\$10	\$40	\$0
PWS	52549	Mullin Independent School District	2016-0916-PWS-E	MILLS	1/20/2017	\$960	\$0	\$960	\$0
PWS	51569	Randall & Spencer, LLC	2015-1747-PWS-E	JACK	1/20/2017	\$1,815	\$0	\$1,815	\$0
PWS	52832	City of Gainesville	2016-1242-PWS-E	COOKE	1/20/2017	\$702	\$0	\$702	\$0
PWS	52457	West Harrison Water Supply Corporation	2016-0823-PWS-E	HARRISON	1/20/2017	\$172	\$0	\$172	\$0
PWS	52590	City of Roxton	2016-0976-PWS-E	LAMAR	1/20/2017	\$345	\$0	\$345	\$0
PWS	52727	UIRC-GSA Cotulla TX, LLC	2016-1117-PWS-E	LA SALLE	1/20/2017	\$975	\$0	\$975	\$0
PWS	52465	Mountain Wsc	2016-0845-PWS-E	CORYELL	1/20/2017	\$345	\$0	\$345	\$0
PWS	52039	City of Detroit	2016-0382-PWS-E	RED RIVER	1/20/2017	\$411	\$411	\$0	\$0
PWS	52467	BRP PROPERTIES LLC	2016-0853-PWS-E	AUSTIN	1/20/2017	\$938	\$0	\$938	\$0

## Singles Programs

## Appendix 3: List of Administrative Orders Issued - FY2019

Date Range Selected : 9/1/2016 - 8/31/2017

PGM	Case No.	Respondent Name	Docket#	County	Order Date	Penalty Assessed	Penalty Deferred	Payable Amount	SEP Offset
PWS	51719	Sandra R. Barbey *	2016-0039-PWS-E	MCLENNAN	1/20/2017	\$2,447	\$0	\$2,447	\$0
PWS	52858	Little Elm Valley WSC	2016-1240-PWS-E	BELL	1/20/2017	\$172	\$0	\$172	\$0
PWS	52503	Burleson County Municipal Utility District 1	2016-0875-PWS-E	BURLESON	1/20/2017	\$460	\$0	\$460	\$0
PWS	52002	City of Bandera	2016-0351-PWS-E	BANDERA	1/31/2017	\$1,400	\$280	\$1,120	\$0
PWS	52552	Aqua Utilities, Inc.	2016-0913-PWS-E	CHAMBERS	1/31/2017	\$383	\$76	\$307	\$0
PWS	52951	City of Scottsville	2016-1312-PWS-E	HARRISON	1/31/2017	\$625	\$125	\$500	\$0
PWS	52015	Foster Consolidated Investments, L.L.C.	2016-0367-PWS-E	WILLIAMSON	1/31/2017	\$520	\$104	\$416	\$0
PWS	52107	Grand Castle Water Supply Corporation	2016-0459-PWS-E	HALE	1/31/2017	\$250	\$50	\$200	\$0
PWS	51344	7-Eleven, Inc.	2015-1500-MLM-E	VICTORIA	1/31/2017	\$7,304	\$1,460	\$5,844	\$0
PWS	52327	Harrold Water Supply Corp	2016-0706-PWS-E	WILBARGER	1/31/2017	\$620	\$124	\$496	\$0
PWS	53116	Worth Doing Right, LLC	2016-1473-PWS-E	BURNET	1/31/2017	\$550	\$110	\$440	\$0
PWS	51302	Darryl Wheeler	2015-1440-PWS-E	POLK	2/7/2017	\$1,154	\$0	\$1,154	\$0
PWS	52385	Hamby Water Supply Corporation	2016-0741-PWS-E	TAYLOR	2/7/2017	\$172	\$0	\$172	\$0
PWS	52855	City of Moulton	2016-1241-PWS-E	LAVACA	2/7/2017	\$799	\$0	\$799	\$0
PWS	52000	Aqua Utilities, Inc.	2016-0353-PWS-E	CHAMBERS	2/14/2017	\$758	\$151	\$607	\$0
PWS	52121	Shintech Incorporated	2016-0477-PWS-E	BRAZORIA	2/14/2017	\$1,121	\$224	\$897	\$0
PWS	51842	NEELY, JACK	2016-0184-PWS-E	SMITH	2/14/2017	\$584	\$0	\$584	\$0
PWS	53117	B. C. Y. Water Supply Corporation	2016-1470-PWS-E	ANDERSON	2/14/2017	\$113	\$22	\$91	\$0
PWS	52634	SP Utility Company, Inc.	2016-1011-PWS-E	BRAZORIA	2/14/2017	\$1,901	\$380	\$1,521	\$0
PWS	52178	Everett Square Inc.	2016-0540-PWS-E	MONTGOMERY	2/14/2017	\$1,196	\$239	\$957	\$0
PWS	52150	The Devereux Foundation	2016-0507-PWS-E	VICTORIA	2/14/2017	\$1,150	\$230	\$920	\$0
PWS	52134	Munson Point Property Owners Association	2016-0489-PWS-E	*MULTIPLE	2/14/2017	\$825	\$165	\$330	\$330
PWS	52558	Aqua Utilities, Inc.	2016-0939-PWS-E	KERR	2/14/2017	\$570	\$114	\$456	\$0
PWS	52217	MILNER, SHERRY	2016-0580-PWS-E	ANGELINA	2/14/2017	\$1,625	\$325	\$1,300	\$0
PWS	52805	City of Lawn	2016-1187-PWS-E	TAYLOR	2/14/2017	\$550	\$110	\$440	\$0
PWS	52167	Goodsprings Water Supply Corporation	2016-0520-PWS-E	RUSK	2/22/2017	\$360	\$0	\$360	\$0
PWS	50584	City of Shallowater	2015-0792-PWS-E	LUBBOCK	2/22/2017	\$202	\$202	\$0	\$0
PWS	51672	Edwin L. Carlisle	2015-1843-PWS-E	WISE	2/22/2017	\$1,891	\$0	\$1,891	\$0
PWS	51999	7-Eleven, Inc.	2016-0350-PWS-E	VICTORIA	2/22/2017	\$1,166	\$0	\$1,166	\$0
PWS	52407	Red River Authority of Texas	2016-0778-PWS-E	CLAY	2/22/2017	\$481	\$0	\$481	\$0
PWS	52729	ESCONDIDO LAND CO., INC.	2016-1115-PWS-E	LUBBOCK	2/22/2017	\$660	\$660	\$0	\$0
PWS	53024	Winkler Water Supply Corporation	2016-1399-PWS-E	NAVARRO	3/7/2017	\$200	\$40	\$160	\$0
PWS	52040	Nico Tyme Water Co-op, Inc.	2016-0384-PWS-E	BEXAR	3/7/2017	\$680	\$136	\$544	\$0
PWS	50652	DEMARY, TONYA	2015-0865-PWS-E	HARDIN	3/7/2017	\$350	\$70	\$280	\$0
PWS	53113	Camilla Coves Lot Owners Association, Inc.	2016-1482-PWS-E	SAN JACINTO	3/7/2017	\$435	\$87	\$348	\$0
PWS	52271	Circle W RV Ranch LLC	2016-0648-PWS-E	ARANSAS	3/7/2017	\$4,985	\$997	\$3,988	\$0
PWS	53397	Robert Pulido Sr. *	2016-1739-PWS-E	PARKER	3/7/2017	\$505	\$101	\$404	\$0
PWS	52745	City Of Happy	2016-1113-PWS-E	SWISHER	3/7/2017	\$472	\$94	\$378	\$0

## Singles Programs

## Appendix 3: List of Administrative Orders Issued - FY2019

Date Range Selected : 9/1/2016 - 8/31/2017

PGM	Case No.	Respondent Name	Docket#	County	Order Date	Penalty Assessed	Penalty Deferred	Payable Amount	SEP Offset
PWS	53110	Lake Livingston Water Supply Corporation	2016-1472-PWS-E	POLK	3/7/2017	\$650	\$130	\$520	\$0
PWS	53762	ROBINSON, ANN E	2016-2122-WOC-E	HILL	3/7/2017	\$175	\$0	\$175	\$0
PWS	53192	Sky Lakes Water Supply Corporation	2016-1551-PWS-E	WALLER	3/7/2017	\$337	\$67	\$270	\$0
PWS	51435	Cyndie Park 2 Water Supply Corporation	2015-1580-PWS-E	*MULTIPLE	3/7/2017	\$982	\$196	\$786	\$0
PWS	52298	EAS Oil, LLC	2016-0689-PWS-E	GILLESPIE	3/7/2017	\$1,300	\$260	\$1,040	\$0
PWS	53437	Garcia's River Camp, LLC	2016-1783-PWS-E	GONZALES	3/7/2017	\$350	\$70	\$280	\$0
PWS	52026	City of Junction	2016-0373-PWS-E	KIMBLE	3/7/2017	\$690	\$138	\$552	\$0
PWS	52921	Rehobeth Wsc	2016-1300-PWS-E	PANOLA	3/9/2017	\$172	\$0	\$172	\$0
PWS	50490	Wigginsville Victory Tabernacle	2015-0687-PWS-E	MONTGOMERY	3/9/2017	\$205	\$0	\$205	\$0
PWS	53167	K.L. Comfort Park, Ltd.	2016-1525-PWS-E	BELL	3/9/2017	\$205	\$205	\$0	\$0
PWS	52496	Monarch Utilities I L.P.	2016-0866-PWS-E	JOHNSON	3/9/2017	\$1,205	\$0	\$1,205	\$0
PWS	52133	T & W Water Service Company	2016-0490-PWS-E	LIBERTY	3/21/2017	\$2,939	\$587	\$2,352	\$0
PWS	52068	Aqua Utilities, Inc.	2016-0431-PWS-E	BRAZORIA	3/21/2017	\$549	\$109	\$440	\$0
PWS	53537	SESSO, MICHAEL	2016-1903-PWS-E	VAL VERDE	3/21/2017	\$748	\$149	\$599	\$0
PWS	53320	City of Los Fresnos	2016-1671-PWS-E	CAMERON	3/21/2017	\$1,536	\$307	\$1,229	\$0
PWS	52125	Montgomery Place Water System, Inc.	2016-0474-PWS-E	MONTGOMERY	3/21/2017	\$1,108	\$221	\$887	\$0
PWS	52923	Woodlake Josserand WSC	2016-1302-PWS-E	TRINITY	3/21/2017	\$577	\$115	\$462	\$0
PWS	53014	YES Companies EXP2, LLC	2016-1379-PWS-E	PARKER	3/21/2017	\$422	\$84	\$338	\$0
PWS	52311	Duval County Conservation and Reclamation District	2016-0674-PWS-E	DUVAL	3/21/2017	\$196	\$196	\$0	\$0
PWS	52378	Linda Carol Redford *	2016-0744-PWS-E	BANDERA	3/21/2017	\$2,198	\$439	\$1,759	\$0
PWS	51426	MUNAWAR, MUNIR ARMAD *	2015-1603-PWS-E	VICTORIA	3/21/2017	\$1,731	\$346	\$1,385	\$0
PWS	53197	Murvaul Wsc	2016-1552-PWS-E	PANOLA	3/21/2017	\$468	\$93	\$375	\$0
PWS	53301	Vicki Seyer *	2016-1658-PWS-E	GALVESTON	3/28/2017	\$1,396	\$279	\$1,117	\$0
PWS	53199	City of Austwell	2016-1555-PWS-E	REFUGIO	3/28/2017	\$100	\$20	\$80	\$0
PWS	53195	E & M Equity Holdings, LLC.	2016-1554-PWS-E	BRAZORIA	3/28/2017	\$883	\$176	\$707	\$0
PWS	52069	City of Leona	2016-0420-PWS-E	LEON	3/28/2017	\$800	\$160	\$640	\$0
PWS	53388	City of Fredericksburg	2016-1746-PWS-E	GILLESPIE	3/28/2017	\$600	\$120	\$480	\$0
PWS	53389	Faith United Methodist Church-Richmond	2016-1745-PWS-E	FORT BEND	3/28/2017	\$210	\$42	\$168	\$0
PWS	52103	Kopperl Independent School District	2016-0455-PWS-E	BOSQUE	3/28/2017	\$538	\$107	\$431	\$0
PWS	53436	El Sauz Water Supply Corporation	2016-1787-PWS-E	STARR	3/28/2017	\$162	\$32	\$130	\$0
PWS	52174	6711 Highway 332 LLC	2016-0525-PWS-E	BRAZORIA	4/11/2017	\$660	\$132	\$528	\$0
PWS	52676	Dario Guerra V. III	2016-1054-PWS-E	FRIO	4/11/2017	\$2,518	\$0	\$2,518	\$0
PWS	53981	HERNANDEZ, JESSE R	2016-1057-WOC-E	BEE	4/11/2017	\$175	\$0	\$175	\$0
PWS	40110	THOMAS, JAMES T SR	2015-1827-PWS-E	*MULTIPLE	4/13/2017	\$3,929	\$0	\$3,929	\$0
PWS	53465	City of Silverton	2016-1810-PWS-E	BRISCOE	4/13/2017	\$420	\$0	\$420	\$0
PWS	51501	City of Palestine	2015-1676-PWS-E	ANDERSON	4/13/2017	\$15,994	\$0	\$15,994	\$0
PWS	53020	Rochelle Water Supply Corporation	2016-1385-PWS-E	MCCULLOCH	4/13/2017	\$298	\$0	\$298	\$0
PWS	53028	City of Athens	2016-1396-PWS-E	HENDERSON	4/13/2017	\$714	\$0	\$714	\$0



## Singles Programs

## Appendix 3: List of Administrative Orders Issued - FY2019

Date Range Selected : 9/1/2016 - 8/31/2017

PGM	Case No.	Respondent Name	Docket#	County	Order Date	Penalty Assessed	Penalty Deferred	Payable Amount	SEP Offset
PWS	51890	Ivest, L.P.	2016-0227-PWS-E	HARRIS	4/13/2017	\$2,073	\$0	\$2,073	\$0
PWS	52551	Trinity Rural Water Supply Corporation	2016-0914-PWS-E	TRINITY	4/25/2017	\$2,609	\$521	\$2,088	\$0
PWS	53629	Gary Water Supply Corporation	2016-1993-PWS-E	PANOLA	4/25/2017	\$68	\$13	\$55	\$0
PWS	53475	Harris County Municipal Utility District 155	2016-1819-PWS-E	HARRIS	4/25/2017	\$300	\$60	\$240	\$0
PWS	53191	KKD Hidden Oaks RV Park, LLC	2016-1550-PWS-E	ARANSAS	4/25/2017	\$105	\$21	\$84	\$0
PWS	52742	City of River Oaks	2016-1112-PWS-E	TARRANT	5/4/2017	\$1,284	\$0	\$1,284	\$0
PWS	52399	City of Morgan's Point Resort	2016-0772-PWS-E	BELL	5/4/2017	\$630	\$630	\$0	\$0
PWS	48818	City of Roscoe	2016-0374-PWS-E	NOLAN	5/4/2017	\$4,331	\$0	\$4,331	\$0
PWS	51524	FABRE, BRIAN	2015-1688-PWS-E	*MULTIPLE	5/4/2017	\$2,990	\$0	\$2,990	\$0
PWS	52649	Travis County Water Control and Improvement District 18	2016-1032-PWS-E	TRAVIS	5/4/2017	\$1,095	\$0	\$1,095	\$0
PWS	52382	SINGH, SURJIT	2016-0743-PWS-E	GALVESTON	5/4/2017	\$1,720	\$0	\$1,720	\$0
PWS	52624	City of Los Fresnos	2016-1005-PWS-E	CAMERON	5/4/2017	\$3,528	\$0	\$3,528	\$0
PWS	53021	Rock Creek Water Supply Corporation	2016-1384-PWS-E	PALO PINTO	5/4/2017	\$231	\$0	\$231	\$0
PWS	52920	Heritage Financial Group, Inc.	2016-1303-PWS-E	HARRISON	5/4/2017	\$195	\$195	\$0	\$0
PWS	53354	City of Rotan	2016-1748-PWS-E	FISHER	5/4/2017	\$1,312	\$0	\$1,312	\$0
PWS	53400	FLETCHER, DONALD S *	2016-1803-PWS-E	ERATH	5/9/2017	\$906	\$181	\$725	\$0
PWS	54010	EDMONSON, WENDELL	2017-0238-WOC-E	HALE	5/9/2017	\$175	\$0	\$175	\$0
PWS	53442	City of Redwater	2016-1795-PWS-E	BOWIE	5/9/2017	\$225	\$45	\$180	\$0
PWS	53654	Orange County Water Control and Improvement District No. 1	2016-2007-PWS-E	ORANGE	5/9/2017	\$475	\$95	\$380	\$0
PWS	53478	OBERDORF, GEORGE	2016-1830-PWS-E	DENTON	5/9/2017	\$460	\$92	\$368	\$0
PWS	53041	Michele Audrey Shackelford	2016-1404-PWS-E	TARRANT	5/9/2017	\$1,608	\$321	\$1,287	\$0
PWS	53636	Jackson Water Supply Corporation	2016-2004-PWS-E	SMITH	5/9/2017	\$150	\$30	\$120	\$0
PWS	53366	Terra Southwest Inc.	2016-1710-PWS-E	DENTON	5/9/2017	\$1,188	\$237	\$951	\$0
PWS	53680	The Consolidated Water Supply Corporation	2016-2038-PWS-E	HOUSTON	5/9/2017	\$612	\$122	\$490	\$0
PWS	51925	Cowboy Ministries Alvin	2016-0256-PWS-E	BRAZORIA	5/11/2017	\$1,190	\$0	\$1,190	\$0
PWS	53393	City of Manvel	2016-1740-PWS-E	BRAZORIA	5/11/2017	\$960	\$0	\$960	\$0
PWS	52922	Arrowhead Hill Water Supply Corporation	2016-1301-PWS-E	BELL	5/11/2017	\$345	\$345	\$0	\$0
PWS	51968	River Ridge Apartments, Inc.	2016-0314-PWS-E	GUADALUPE	5/11/2017	\$630	\$630	\$0	\$0
PWS	52577	Matagorda County Water Control & Improvement District No. 2	2016-0941-PWS-E	MATAGORDA	5/11/2017	\$175	\$175	\$0	\$0
PWS	53333	City of Celina	2016-1674-PWS-E	COLLIN	5/11/2017	\$2,260	\$0	\$2,260	\$0
PWS	53517	Possum Kingdom Water Supply Corporation	2016-1872-PWS-E	PALO PINTO	5/11/2017	\$630	\$0	\$630	\$0
PWS	53691	Pioneer Natural Resources USA, Inc.	2016-2046-PWS-E	VICTORIA	5/23/2017	\$60	\$12	\$48	\$0
PWS	52071	Duran Apartment Management Inc	2016-0425-PWS-E	BEXAR	5/23/2017	\$2,767	\$553	\$2,214	\$0
PWS	52274	BUSH, WAYNE *	2016-0649-PWS-E	ROBERTSON	5/30/2017	\$2,408	\$0	\$2,408	\$0
PWS	53684	Staff Water Supply Corporation	2016-2051-PWS-E	EASTLAND	5/30/2017	\$172	\$172	\$0	\$0
PWS	52375	David P. Dey	2016-0746-PWS-E	LUBBOCK	5/30/2017	\$2,691	\$0	\$2,691	\$0
PWS	52303	City of Springtown	2016-0686-PWS-E	PARKER	6/6/2017	\$1,137	\$227	\$910	\$0

## Singles Programs

## Appendix 3: List of Administrative Orders Issued - FY2019

Date Range Selected : 9/1/2016 - 8/31/2017

PGM	Case No.	Respondent Name	Docket#	County	Order Date	Penalty Assessed	Penalty Deferred	Payable Amount	SEP Offset
PWS	53793	Anita Lewis *	2017-0011-PWS-E	BURNET	6/6/2017	\$61	\$12	\$49	\$0
PWS	53708	Munson Point Property Owners Association	2016-2062-PWS-E	GRAYSON	6/6/2017	\$75	\$15	\$60	\$0
PWS	53263	Riviera Water System, Inc.	2016-1656-PWS-E	KLEBERG	6/6/2017	\$2,601	\$520	\$2,081	\$0
PWS	53787	6711 Highway 332 LLC	2016-2139-PWS-E	BRAZORIA	6/6/2017	\$60	\$12	\$48	\$0
PWS	53487	City of Refugio	2016-1838-PWS-E	REFUGIO	6/6/2017	\$329	\$65	\$264	\$0
PWS	53196	City of Hilshire Village	2016-1553-PWS-E	HARRIS	6/6/2017	\$330	\$66	\$264	\$0
PWS	53404	MANETAS, DIMITRIOS	2016-1750-PWS-E	GALVESTON	6/6/2017	\$437	\$87	\$350	\$0
PWS	52180	SEVENTY SEVEN LAND COMPANY LLC	2016-0552-PWS-E	FRIO	6/6/2017	\$100	\$20	\$80	\$0
PWS	53119	CYPRESS VALLEY WATER SUPPLY CORPORATION	2016-1481-PWS-E	HARRISON	6/6/2017	\$862	\$172	\$690	\$0
PWS	53641	439 Water Supply Corporation	2016-2016-PWS-E	BELL	6/6/2017	\$1,329	\$265	\$1,064	\$0
PWS	53321	Coleman County Special Utility District	2016-1664-PWS-E	COLEMAN	6/13/2017	\$3,243	\$0	\$3,243	\$0
PWS	52880	Clay Water Supply Corporation	2016-1264-PWS-E	BURLESON	6/13/2017	\$232	\$0	\$232	\$0
PWS	53632	Kempner Water Supply Corporation	2016-2082-PWS-E	LAMPASAS	6/13/2017	\$515	\$0	\$515	\$0
PWS	51331	Scott W. Gray	2015-1476-PWS-E	ORANGE	6/13/2017	\$4,356	\$0	\$4,356	\$0
PWS	53812	Westwood Shores Municipal Utility District	2017-0088-PWS-E	TRINITY	6/20/2017	\$380	\$76	\$304	\$0
PWS	53443	Phillips 66 Gulf Coast Properties LLC	2016-1804-PWS-E	JEFFERSON	6/20/2017	\$1,753	\$350	\$1,403	\$0
PWS	52016	CIRCLE "R" RANCHETTES RECREATION AND COMMUNITY CORPORATION	2016-0366-MLM-E	TARRANT	6/20/2017	\$1,570	\$0	\$1,570	\$0
PWS	53394	Hilltop Estates Water Supply Corporation	2016-1741-PWS-E	DENTON	6/20/2017	\$675	\$135	\$540	\$0
PWS	53013	CATEX Acquisitions, LLC	2016-1378-PWS-E	LEE	6/20/2017	\$1,443	\$288	\$1,155	\$0
PWS	51966	City of Premont	2016-0316-PWS-E	JIM WELLS	6/20/2017	\$2,530	\$506	\$2,024	\$0
PWS	53111	Smith International, Inc.	2016-1476-PWS-E	HARRIS	6/20/2017	\$575	\$115	\$460	\$0
PWS	53928	Highland Water Supply Corporation	2017-0142-PWS-E	PARKER	7/11/2017	\$61	\$12	\$49	\$0
PWS	53976	Port Alto Homeowners' Association District #1, Inc.	2017-0199-PWS-E	CALHOUN	7/11/2017	\$260	\$52	\$208	\$0
PWS	52011	City of Clarksville	2016-0362-PWS-E	RED RIVER	7/11/2017	\$3,764	\$752	\$3,012	\$0
PWS	53200	Christian Life Center of Lubbock	2016-1556-PWS-E	LUBBOCK	7/11/2017	\$650	\$130	\$520	\$0
PWS	53798	E. S. Water Utility Consolidators Inc.	2017-0010-PWS-E	MONTGOMERY	7/11/2017	\$187	\$37	\$150	\$0
PWS	54042	HILL, PAUL B	2017-0253-PWS-E	LIMESTONE	7/11/2017	\$950	\$190	\$760	\$0
PWS	53362	Dog Ridge Water Supply Corporation	2016-1713-PWS-E	BELL	7/11/2017	\$1,260	\$252	\$1,008	\$0
PWS	53971	NEELY, JACK	2017-0187-PWS-E	SMITH	7/11/2017	\$157	\$31	\$126	\$0
PWS	54372	AVERY, WILLIAM D	2017-0610-WOC-E	IRION	7/11/2017	\$175	\$0	\$175	\$0
PWS	51795	Monarch Utilities I L.P.	2016-0124-PWS-E	WISE	7/11/2017	\$345	\$69	\$276	\$0
PWS	53769	Tan 1 On, Inc.	2016-2113-PWS-E	TARRANT	7/11/2017	\$557	\$111	\$446	\$0
PWS	54082	Steve Piper	2017-0306-PWS-E	COTTLE	7/11/2017	\$280	\$56	\$224	\$0
PWS	52132	US Department of Veterans' Affairs	2016-0492-PWS-E	HOWARD	7/11/2017	\$655	\$131	\$524	\$0
PWS	53805	Aegion Coating Services, LLC	2017-0021-PWS-E	MONTGOMERY	7/11/2017	\$290	\$58	\$232	\$0
PWS	53662	Sidney Isd	2016-2027-PWS-E	COMANCHE	7/11/2017	\$1,125	\$225	\$900	\$0
PWS	53403	Donald R. Cole *	2016-1749-PWS-E	PARKER	7/11/2017	\$740	\$148	\$592	\$0

Date Range Selected : 9/1/2016 - 8/31/2017

PGM	Case No.	Respondent Name	Docket#	County	Order Date	Penalty Assessed	Penalty Deferred	Payable Amount	SEP Offset
PWS	53782	Everett Square Inc.	2017-0029-PWS-E	MONTGOMERY	7/11/2017	\$114	\$22	\$92	\$0
PWS	53883	Marilyn R. Burgin *	2017-0099-PWS-E	KERR	7/12/2017	\$1,752	\$0	\$1,752	\$0
PWS	53783	City of Big Sandy	2016-2141-PWS-E	UPSHUR	7/12/2017	\$802	\$0	\$802	\$0
PWS	52328	City of Paradise	2016-0713-PWS-E	WISE	7/12/2017	\$345	\$345	\$0	\$0
PWS	53665	Del Grande Mobile Home Owners' Association, Inc.	2016-2024-PWS-E	VAL VERDE	7/12/2017	\$1,125	\$0	\$1,125	\$0
PWS	52483	Aqua Utilities, Inc.	2016-0862-PWS-E	CHAMBERS	7/12/2017	\$345	\$0	\$345	\$0
PWS	53603	City of Eastland	2016-1973-PWS-E	EASTLAND	7/12/2017	\$345	\$0	\$345	\$0
PWS	51151	Dario Guerra V. III	2015-1280-PWS-E	FRIO	7/12/2017	\$4,392	\$792	\$3,600	\$0
PWS	53492	Tri-County Point Property Owners Association	2016-1843-PWS-E	JACKSON	7/12/2017	\$507	\$0	\$507	\$0
PWS	53568	Olden Water Supply Corporation	2016-1943-PWS-E	EASTLAND	7/12/2017	\$172	\$0	\$172	\$0
PWS	53391	City Of Bastrop	2016-1744-PWS-E	BASTROP	7/12/2017	\$1,350	\$0	\$1,350	\$0
PWS	53407	Sun-N-Fun Association	2016-1759-PWS-E	ANGELINA	7/12/2017	\$1,520	\$0	\$1,520	\$0
PWS	53848	City of Bridge City	2017-0060-PWS-E	ORANGE	7/12/2017	\$702	\$0	\$702	\$0
PWS	53737	Chinquapin Preparatory School	2016-2090-PWS-E	HARRIS	7/12/2017	\$787	\$0	\$787	\$0
PWS	53382	Gardendale Mobile Home Park, LLC	2016-1753-PWS-E	ECTOR	7/12/2017	\$1,036	\$0	\$1,036	\$0
PWS	53948	City of Coleman	2017-0163-PWS-E	COLEMAN	7/12/2017	\$630	\$0	\$630	\$0
PWS	53663	City of Snook	2016-2026-PWS-E	BURLESON	7/12/2017	\$750	\$0	\$750	\$0
PWS	53642	Monarch Utilities I L.P.	2016-2005-PWS-E	HENDERSON	7/18/2017	\$1,524	\$304	\$1,220	\$0
PWS	54168	City of Marlin	2017-0405-PWS-E	FALLS	7/18/2017	\$2,128	\$425	\$1,703	\$0
PWS	53884	City Of Breckenridge	2017-0098-PWS-E	STEPHENS	7/18/2017	\$306	\$61	\$245	\$0
PWS	53408	City of Blanco	2016-1760-PWS-E	BLANCO	7/18/2017	\$175	\$35	\$140	\$0
PWS	53983	T & W Water Service Company	2017-0194-PWS-E	LIBERTY	7/18/2017	\$153	\$30	\$123	\$0
PWS	53882	Meta Marie Dolgener	2017-0100-PWS-E	GILLESPIE	7/18/2017	\$1,256	\$251	\$1,005	\$0
PWS	53686	Miller Grove Water Supply Corporation	2016-2048-PWS-E	HOPKINS	7/18/2017	\$180	\$36	\$144	\$0
PWS	54005	City of Elkhart	2017-0224-PWS-E	ANDERSON	7/18/2017	\$180	\$36	\$144	\$0
PWS	53115	Clara Hills Civic Association	2016-1474-PWS-E	BURLESON	7/18/2017	\$770	\$154	\$616	\$0
PWS	53978	Mackenzie Municipal Water Authority	2017-0198-PWS-E	BRISCOE	7/27/2017	\$599	\$0	\$599	\$0
PWS	53387	Coryell City Water Supply District	2016-1736-PWS-E	CORYELL	7/27/2017	\$1,035	\$0	\$1,035	\$0
PWS	54143	TXBR Ramblewood MHP, LLC	2017-0367-PWS-E	BRAZOS	8/1/2017	\$326	\$65	\$261	\$0
PWS	54049	ABF, INC.	2017-0291-PWS-E	HARRISON	8/1/2017	\$1,008	\$201	\$807	\$0
PWS	51676	City of Laredo	2015-1842-PWS-E	WEBB	8/1/2017	\$600	\$120	\$480	\$0
PWS	52063	Harris County Water Control and Improvement District 96	2016-0421-PWS-E	HARRIS	8/1/2017	\$1,164	\$232	\$932	\$0
PWS	53369	Greenbelt Municipal & Industrial Water Authority	2016-1718-PWS-E	DONLEY	8/1/2017	\$1,417	\$283	\$1,134	\$0
PWS	52376	City Of Mertzon	2016-0748-PWS-E	IRION	8/1/2017	\$2,940	\$588	\$2,352	\$0
PWS	52377	City of Point	2016-0745-PWS-E	RAINS	8/1/2017	\$526	\$105	\$0	\$421
PWS	54124	City of Granite Shoals	2017-0377-PWS-E	BURNET	8/1/2017	\$2,343	\$468	\$1,875	\$0
PWS	52131	Red Creek MUD	2016-0486-PWS-E	TOM GREEN	8/1/2017	\$802	\$160	\$642	\$0
PWS	53398	Aqua Utilities, Inc.	2016-1820-PWS-E	DENTON	8/1/2017	\$970	\$194	\$776	\$0

## Singles Programs

## Appendix 3: List of Administrative Orders Issued - FY2019

Date Range Selected : 9/1/2016 - 8/31/2017

PGM	Case No.	Respondent Name	Docket#	County	Order Date	Penalty Assessed	Penalty Deferred	Payable Amount	SEP Offset
PWS	53664	THE BURKE FOUNDATION	2016-2025-PWS-E	HAYS	8/2/2017	\$3,644	\$0	\$3,644	\$0
PWS	53771	St. Paul Water Supply Corporation	2016-2124-PWS-E	SAN PATRICIO	8/15/2017	\$737	\$0	\$737	\$0
PWS	54153	Wolfe Airpark Civic Club, Inc.	2017-0387-PWS-E	BRAZORIA	8/22/2017	\$362	\$72	\$290	\$0
PWS	54118	Grand Castle Water Supply Corporation	2017-0347-PWS-E	HALE	8/22/2017	\$50	\$10	\$40	\$0
PWS	54271	Duval County Conservation and Reclamation District	2017-0507-PWS-E	DUVAL	8/22/2017	\$450	\$90	\$360	\$0
PWS	52304	BURNS, RICHARD J	2016-0685-PWS-E	CALDWELL	8/22/2017	\$450	\$90	\$360	\$0
PWS	53571	Midway Range, LLC	2016-1936-PWS-E	HOOD	8/22/2017	\$500	\$100	\$400	\$0
PWS	53685	First Texas Cattle Co.	2016-2050-PWS-E	HUDSPETH	8/22/2017	\$506	\$101	\$405	\$0
PWS	54249	Industrial ISD	2017-0496-PWS-E	VICTORIA	8/22/2017	\$50	\$10	\$40	\$0
PWS	53982	Meyersville Independent School District	2017-0196-PWS-E	DEWITT	8/22/2017	\$420	\$84	\$336	\$0
PWS	53970	Town & Country Food Stores, Inc.	2017-0185-PWS-E	LUBBOCK	8/22/2017	\$326	\$65	\$261	\$0
PWS	54232	Jusryn Company, Inc.	2017-0476-PWS-E	HOOD	8/22/2017	\$725	\$145	\$580	\$0
PWS	54244	City of Crosbyton	2017-0484-PWS-E	CROSBY	8/22/2017	\$345	\$69	\$276	\$0
PWS	53690	Troy Waller	2016-2047-PWS-E	RANDALL	8/23/2017	\$1,108	\$0	\$1,108	\$0
PWS	53979	Shri Swamikrupa, Inc.	2017-0197-PWS-E	COLORADO	8/23/2017	\$330	\$330	\$0	\$0
PWS	53434	Gardendale Mobile Home Park, LLC	2016-1788-PWS-E	ECTOR	8/23/2017	\$930	\$930	\$0	\$0
PWS	53282	Webb County	2016-1638-PWS-E	WEBB	8/23/2017	\$1,890	\$0	\$1,890	\$0
PWS	48102	City of Paducah	2016-1116-PWS-E	COTTLE	8/23/2017	\$4,202	\$0	\$0	\$4,202
PWS	52313	King Ranch, Inc.	2016-0673-PWS-E	KLEBERG	8/23/2017	\$163	\$0	\$163	\$0
PWS	53647	Prestwick Investments Iii, LLC	2016-2012-PWS-E	TARRANT	8/23/2017	\$1,263	\$0	\$1,263	\$0
PWS	53902	Camp Rio Vista, Inc.	2017-0122-PWS-E	KERR	8/23/2017	\$330	\$330	\$0	\$0
PWS	52308	City of Crockett	2016-0680-PWS-E	HOUSTON	8/23/2017	\$351	\$0	\$351	\$0
PWS	54238	City of Palmer	2017-0475-PWS-E	ELLIS	8/29/2017	\$321	\$64	\$257	\$0
PWS	54136	Terra Southwest Inc.	2017-0376-PWS-E	DENTON	8/29/2017	\$307	\$61	\$246	\$0
<b>Subtotal for PWS : 324</b>						<b>\$328,533</b>	<b>\$37,889</b>	<b>\$278,172</b>	<b>\$12,472</b>
TIERII	52904	RESEARCH LABORATORIES, INC.	2016-1326-TTR-E	HARRIS	8/1/2017	\$5,000	\$1,000	\$4,000	\$0
<b>Subtotal for TIERII : 1</b>						<b>\$5,000</b>	<b>\$1,000</b>	<b>\$4,000</b>	<b>\$0</b>
WATEI	50556	LAMPMAN, JIM *	2015-0757-WR-E	COMANCHE	9/6/2016	\$399	\$0	\$399	\$0
WATEI	50575	SVOBODA, JAY CHARLES	2015-0768-WR-E	BRAZORIA	1/20/2017	\$388	\$0	\$388	\$0
<b>Subtotal for WATERIGHT : 2</b>						<b>\$787</b>	<b>\$0</b>	<b>\$787</b>	<b>\$0</b>
WQ	50642	Austin 512, LLC	2015-0891-MWD-E	LEE	9/6/2016	\$7,386	\$0	\$7,386	\$0
WQ	44952	4150 East Highway 290 Partners, LLC	2012-1834-MLM-E	HAYS	9/6/2016	\$5,000	\$0	\$5,000	\$0
WQ	51235	All Pro Septic, LLC	2015-1390-SLG-E	MONTGOMERY	9/13/2016	\$16,875	\$3,375	\$13,500	\$0
WQ	51335	Southwest Convenience Stores, LLC	2015-1483-IWD-E	WILBARGER	9/13/2016	\$11,800	\$2,360	\$9,440	\$0
WQ	51481	San Miguel Electric Cooperative, Inc.	2015-1640-IWD-E	ATASCOSA	9/13/2016	\$26,564	\$5,312	\$21,252	\$0
WQ	49941	Lake Lavon Baptist Encampment	2015-0086-MWD-E	COLLIN	9/13/2016	\$13,912	\$10,312	\$3,600	\$0
WQ	51063	ENGELHARDT, ROBERT	2015-1194-WQ-E	BRAZORIA	9/20/2016	\$5,000	\$0	\$5,000	\$0
WQ	52769	BRAUNTEX MATERIALS, INC.	2016-1180-WQ-E	GUADALUPE	9/27/2016	\$875	\$0	\$875	\$0

## Singles Programs

## Appendix 3: List of Administrative Orders Issued - FY2019

Date Range Selected : 9/1/2016 - 8/31/2017

PGM	Case No.	Respondent Name	Docket#	County	Order Date	Penalty Assessed	Penalty Deferred	Payable Amount	SEP Offset
WQ	52734	SHEFFIELD, JOHN K	2016-1128-OSI-E	TYLER	9/27/2016	\$175	\$0	\$175	\$0
WQ	51833	Harris County Municipal Utility District 71	2016-0166-MWD-E	HARRIS	9/29/2016	\$35,937	\$0	\$35,937	\$0
WQ	51699	City of Kingsville	2016-0021-MWD-E	KLEBERG	9/29/2016	\$24,438	\$0	\$0	\$24,438
WQ	51862	City of Grapevine	2016-0199-WQ-E	TARRANT	9/29/2016	\$9,062	\$0	\$9,062	\$0
WQ	51756	City of Poteet	2016-0103-MWD-E	ATASCOSA	9/29/2016	\$10,063	\$2,012	\$8,051	\$0
WQ	51428	City of San Marcos	2015-1605-MWD-E	HAYS	9/29/2016	\$9,000	\$1,800	\$0	\$7,200
WQ	51690	City of Arlington	2016-0012-MWD-E	TARRANT	9/29/2016	\$26,250	\$0	\$0	\$26,250
WQ	50623	SOTO, DANIEL R *	2015-0824-WQ-E	EL PASO	9/29/2016	\$10,000	\$2,000	\$8,000	\$0
WQ	51489	City of Donna	2015-1657-MWD-E	HIDALGO	10/11/2016	\$12,600	\$2,520	\$10,080	\$0
WQ	51728	North Texas Municipal Water District	2016-0067-MWD-E	COLLIN	10/11/2016	\$7,425	\$0	\$0	\$7,425
WQ	52065	New Braunfels Utilities	2016-0429-MWD-E	COMAL	10/11/2016	\$27,000	\$5,400	\$21,600	\$0
WQ	50769	Donald Rancher & Rebecca Rancher	2015-0996-SLG-E	MONTGOMERY	10/11/2016	\$43,727	\$0	\$43,727	\$0
WQ	52108	Harris County Municipal Utility District 304	2016-0460-MWD-E	HARRIS	10/18/2016	\$4,500	\$900	\$3,600	\$0
WQ	52948	James Construction Group, L.L.C.	2016-1315-WQ-E	BELL	10/18/2016	\$875	\$0	\$875	\$0
WQ	52080	City of Pflugerville	2016-0436-MWD-E	TRAVIS	10/18/2016	\$4,100	\$820	\$3,280	\$0
WQ	52524	Simpson Crushed Stone, L.L.C.	2016-0911-WQ-E	JOHNSON	10/18/2016	\$5,000	\$1,000	\$4,000	\$0
WQ	51602	Texas Concrete Enterprise, L.L.C.	2015-1771-WQ-E	HARRIS	10/25/2016	\$1,370	\$0	\$1,370	\$0
WQ	52202	JARVIS CHRISTIAN COLLEGE	2016-0566-MWD-E	WOOD	10/25/2016	\$3,050	\$610	\$2,440	\$0
WQ	52278	Fort Bend County MUD 37	2016-0651-MWD-E	*MULTIPLE	10/25/2016	\$2,750	\$550	\$2,200	\$0
WQ	50569	TEXAS A&M AGRILIFE RESEARCH	2015-0778-IWD-E	TOM GREEN	10/25/2016	\$3,375	\$675	\$2,700	\$0
WQ	52282	Lumberton Municipal Utilities District	2016-0664-MWD-E	HARDIN	10/25/2016	\$4,125	\$825	\$3,300	\$0
WQ	51796	Technipfmc Umbilicals, Inc.	2016-0125-MWD-E	HARRIS	10/26/2016	\$17,175	\$0	\$8,588	\$8,587
WQ	51383	HILL STONE COMPANY	2015-1527-MLM-E	WILLIAMSON	10/26/2016	\$47,188	\$9,437	\$37,751	\$0
WQ	49613	Industrial Asphalt, LLC	2014-1655-EAQ-E	HAYS	10/26/2016	\$23,175	\$4,635	\$18,540	\$0
WQ	47251	Brandywine Acquisition Partners LP	2013-1357-MWD-E	TRAVIS	10/26/2016	\$18,150	\$3,630	\$14,520	\$0
WQ	50177	Pahuja Orange, LLC	2015-0338-IWD-E	ORANGE	10/26/2016	\$14,000	\$0	\$14,000	\$0
WQ	51893	City of Los Fresnos	2016-0230-MWD-E	CAMERON	10/26/2016	\$12,000	\$2,400	\$9,600	\$0
WQ	48140	Midfield Water Supply Corporation	2014-0081-MWD-E	MATAGORDA	10/26/2016	\$48,488	\$0	\$48,488	\$0
WQ	48840	WARD, CATHY	2014-0840-MLM-E	COLORADO	10/26/2016	\$12,300	\$2,460	\$9,840	\$0
WQ	51214	San Leon Municipal Utility District	2015-1307-MWD-E	GALVESTON	10/26/2016	\$7,812	\$1,562	\$6,250	\$0
WQ	48354	City of Carrizo Springs	2014-0324-MWD-E	DIMMIT	10/26/2016	\$28,275	\$0	\$0	\$28,275
WQ	52408	CHADWICK, JIM	2016-0786-WQ-E	HASKELL	11/8/2016	\$1,626	\$325	\$1,301	\$0
WQ	51357	New Braunfels Utilities	2015-1501-MWD-E	COMAL	11/8/2016	\$35,437	\$7,087	\$28,350	\$0
WQ	51692	ZWART, DURK	2016-0013-AGR-E	ERATH	11/8/2016	\$6,563	\$1,312	\$5,251	\$0
WQ	51106	City of Fort Worth	2015-1231-MWD-E	TARRANT	11/8/2016	\$24,525	\$0	\$0	\$24,525
WQ	50838	TPC Group LLC *	2015-1074-IWD-E	HARRIS	11/8/2016	\$63,250	\$0	\$31,625	\$31,625
WQ	51897	FLOURNOY, LARRY	2016-0237-SLG-E	HILL	11/8/2016	\$1,250	\$250	\$1,000	\$0
WQ	51861	City of Shenandoah	2016-0200-WQ-E	MONTGOMERY	11/8/2016	\$8,750	\$1,750	\$7,000	\$0

## Singles Programs

## Appendix 3: List of Administrative Orders Issued - FY2019

Date Range Selected : 9/1/2016 - 8/31/2017

PGM	Case No.	Respondent Name	Docket#	County	Order Date	Penalty Assessed	Penalty Deferred	Payable Amount	SEP Offset
WQ	51987	City Of Eden	2016-0342-MWD-E	CONCHO	11/8/2016	\$5,137	\$1,027	\$0	\$4,110
WQ	52543	Kinder Morgan Petcoke, L.P.	2016-0908-IWD-E	HARRIS	11/8/2016	\$2,750	\$550	\$2,200	\$0
WQ	49933	New Braunfels Utilities	2015-0080-EAQ-E	COMAL	11/8/2016	\$938	\$187	\$751	\$0
WQ	49922	City of Mont Belvieu	2015-0065-MWD-E	CHAMBERS	11/8/2016	\$61,562	\$12,312	\$0	\$49,250
WQ	51720	BASF Corporation	2016-0177-IWD-E	BRAZORIA	11/8/2016	\$46,875	\$9,375	\$37,500	\$0
WQ	53102	Our Country Homes, Inc.	2016-1504-WQ-E	TARRANT	11/8/2016	\$875	\$0	\$875	\$0
WQ	51664	Southwestern Public Service Company	2015-1849-IWD-E	POTTER	11/8/2016	\$18,750	\$3,750	\$15,000	\$0
WQ	51805	City of Haskell	2016-0135-MWD-E	HASKELL	11/8/2016	\$2,580	\$516	\$0	\$2,064
WQ	52045	City of Gladewater	2016-0387-MWD-E	UPSHUR	11/8/2016	\$11,250	\$2,250	\$0	\$9,000
WQ	50695	City of Pearland	2015-0915-MWD-E	BRAZORIA	11/8/2016	\$10,500	\$2,100	\$0	\$8,400
WQ	52696	Parkside At Mayfield Ranch, Ltd.	2016-1073-EAQ-E	WILLIAMSON	11/8/2016	\$4,125	\$825	\$3,300	\$0
WQ	51702	GARZA, JUAN G	2016-0035-SLG-E	NUECES	11/16/2016	\$41,986	\$0	\$41,986	\$0
WQ	51098	City of Joaquin	2015-1223-MWD-E	SHELBY	11/16/2016	\$37,287	\$0	\$0	\$37,287
WQ	49328	TCI Lonestar Inc *	2014-1357-WQ-E	SMITH	11/16/2016	\$12,250	\$2,450	\$9,800	\$0
WQ	49985	City of Hitchcock	2015-0137-MWD-E	GALVESTON	11/16/2016	\$70,313	\$0	\$48,963	\$21,350
WQ	52186	City of Byers	2016-0548-MWD-E	CLAY	11/16/2016	\$9,062	\$0	\$9,062	\$0
WQ	52261	Magellan Terminals Holdings, L.P. *	2016-0634-IWD-E	NUECES	11/16/2016	\$13,300	\$0	\$13,300	\$0
WQ	51437	Beacon Estates Water Supply Corporation	2015-1612-MWD-E	WALLER	11/16/2016	\$31,500	\$27,900	\$3,600	\$0
WQ	52840	City of Stamford	2016-1221-MWD-E	JONES	12/6/2016	\$1,650	\$330	\$1,320	\$0
WQ	53074	1265 LLC	2016-1441-WQ-E	SMITH	12/6/2016	\$875	\$0	\$875	\$0
WQ	51940	City of Alpine	2016-0317-MWD-E	BREWSTER	12/6/2016	\$4,125	\$825	\$3,300	\$0
WQ	52323	RH of Texas Limited Partnership	2016-0698-WQ-E	GUADALUPE	12/6/2016	\$876	\$175	\$701	\$0
WQ	52567	Red River Authority of Texas	2016-0957-MWD-E	CLAY	12/6/2016	\$4,500	\$900	\$3,600	\$0
WQ	53048	Neches Construction, Inc.	2016-1420-WQ-E	HENDERSON	12/6/2016	\$875	\$0	\$875	\$0
WQ	52340	Town of Double Oak	2016-0714-WQ-E	DENTON	12/6/2016	\$3,663	\$732	\$2,931	\$0
WQ	52818	Harris County Mud 530	2016-1169-MWD-E	HARRIS	12/6/2016	\$1,375	\$275	\$1,100	\$0
WQ	52663	PASCHAL, KIM	2016-1049-WQ-E	PARKER	12/6/2016	\$3,450	\$690	\$2,760	\$0
WQ	52419	KB Home Lone Star Inc.	2016-0801-WQ-E	FORT BEND	12/6/2016	\$2,813	\$562	\$2,251	\$0
WQ	53361	Kelly Burt Dozer, Inc.	2016-1719-WQ-E	BRAZOS	12/6/2016	\$875	\$0	\$875	\$0
WQ	52081	Downstream Environmental, L.L.C.	2016-0439-IWD-E	HARRIS	12/9/2016	\$38,000	\$7,600	\$30,400	\$0
WQ	51918	City of Bellmead	2016-0265-WQ-E	MCLENNAN	12/9/2016	\$25,000	\$5,000	\$0	\$20,000
WQ	49276	J&S Water Company, L.L.C.	2014-1303-MWD-E	HARRIS	12/9/2016	\$32,837	\$6,567	\$26,270	\$0
WQ	51328	Aqua Utilities, Inc.	2015-1474-MWD-E	HAYS	12/9/2016	\$10,312	\$0	\$10,312	\$0
WQ	50066	Texas Renaissance Festivals, Inc.	2015-0230-MWD-E	GRIMES	12/9/2016	\$8,650	\$0	\$8,650	\$0
WQ	52193	Nobles Road Construction, Inc.	2016-0549-WQ-E	MITCHELL	12/9/2016	\$10,000	\$2,000	\$8,000	\$0
WQ	52306	Miller Springs Materials, L.L.C.	2016-0683-WQ-E	BELL	12/9/2016	\$10,000	\$2,000	\$8,000	\$0
WQ	50053	City of Hawk Cove	2015-0206-MWD-E	HUNT	12/9/2016	\$44,850	\$0	\$12,413	\$32,437
WQ	51803	Texas Concrete Sand and Gravel, Inc.	2016-0143-WQ-E	LIBERTY	12/13/2016	\$6,250	\$1,250	\$5,000	\$0

## Singles Programs

## Appendix 3: List of Administrative Orders Issued - FY2019

Date Range Selected : 9/1/2016 - 8/31/2017

PGM	Case No.	Respondent Name	Docket#	County	Order Date	Penalty Assessed	Penalty Deferred	Payable Amount	SEP Offset
WQ	52297	Jim Ned Consolidated Independent School District	2016-0690-MWD-E	TAYLOR	12/13/2016	\$3,639	\$727	\$2,912	\$0
WQ	51646	City of Parker	2015-1815-WQ-E	COLLIN	12/13/2016	\$7,125	\$1,425	\$5,700	\$0
WQ	51600	City of Seguin	2015-1774-WQ-E	GUADALUPE	12/13/2016	\$3,937	\$787	\$3,150	\$0
WQ	52404	Tark Properties, LLC	2016-0782-EAQ-E	WILLIAMSON	12/13/2016	\$1,875	\$375	\$1,500	\$0
WQ	52521	BAKER, STEVE	2016-0922-WQ-E	JASPER	12/13/2016	\$6,000	\$1,200	\$4,800	\$0
WQ	52836	TEXAS QUALITY PRODUCTS, LLC	2016-1224-WQ-E	COLORADO	12/13/2016	\$5,000	\$1,000	\$4,000	\$0
WQ	52276	City Of Avery	2016-0643-MWD-E	RED RIVER	12/13/2016	\$5,400	\$1,080	\$4,320	\$0
WQ	52877	Flournoy Property Management LLC	2016-1273-MLM-E	WILLIAMSON	12/13/2016	\$5,000	\$1,000	\$4,000	\$0
WQ	52668	Monarch Utilities I L.P.	2016-1048-MWD-E	SAN JACINTO	1/4/2017	\$2,463	\$492	\$1,971	\$0
WQ	52735	W.B. Kibler Construction Company, Ltd.	2016-1122-WQ-E	HOOD	1/4/2017	\$2,151	\$430	\$1,721	\$0
WQ	52580	Century Land Holdings II, LLC	2016-0958-EAQ-E	WILLIAMSON	1/10/2017	\$2,813	\$562	\$2,251	\$0
WQ	52031	TYRE, CHRISTOPHER SCOTT	2016-0393-WQ-E	SHELBY	1/10/2017	\$2,625	\$525	\$2,100	\$0
WQ	52352	Double Diamond Utilities Co.	2016-0733-MWD-E	GRAYSON	1/10/2017	\$5,625	\$1,125	\$4,500	\$0
WQ	49655	Green Land Ventures, LTD.	2014-1703-WQ-E	BEXAR	1/17/2017	\$4,500	\$0	\$4,500	\$0
WQ	51979	LGI HOMES-TEXAS, LLC	2016-0354-WQ-E	TRAVIS	1/17/2017	\$7,313	\$0	\$7,313	\$0
WQ	52522	City of Hutchins	2016-0910-WQ-E	DALLAS	1/20/2017	\$15,250	\$3,050	\$12,200	\$0
WQ	51960	City of Nolanville	2016-0318-WQ-E	BELL	1/20/2017	\$22,500	\$4,500	\$0	\$18,000
WQ	51855	Braskem America, Inc.	2016-0198-IWD-E	HARRIS	1/20/2017	\$9,000	\$1,800	\$7,200	\$0
WQ	51832	Victoria County Wcid 1	2016-0167-MWD-E	VICTORIA	1/20/2017	\$24,000	\$0	\$0	\$24,000
WQ	51997	Lucite International, Inc.	2016-0348-IWD-E	JEFFERSON	1/20/2017	\$56,010	\$11,202	\$22,404	\$22,404
WQ	51964	City of Willow Park	2016-0448-MWD-E	PARKER	1/20/2017	\$2,500	\$0	\$2,500	\$0
WQ	49167	ESPINOZA, BERNARDO	2014-1206-WQ-E	WILLIAMSON	1/20/2017	\$18,938	\$3,787	\$15,151	\$0
WQ	51771	City of Whitesboro	2016-0105-MWD-E	GRAYSON	1/20/2017	\$51,000	\$0	\$0	\$51,000
WQ	52763	Cimarron Self Storage, LLC	2016-1154-EAQ-E	WILLIAMSON	1/20/2017	\$8,438	\$1,687	\$6,751	\$0
WQ	51360	City of Liberty	2015-1549-MWD-E	LIBERTY	1/20/2017	\$58,800	\$0	\$0	\$58,800
WQ	51356	GOMEZ, ROGER GUADALUPE	2015-1497-AGR-E	BAILEY	1/20/2017	\$9,000	\$1,800	\$7,200	\$0
WQ	52087	City of Uvalde	2016-0442-MWD-E	UVALDE	1/20/2017	\$15,187	\$3,037	\$0	\$12,150
WQ	51977	Calpine Hidalgo Energy Center, L.P. *	2016-0321-IWD-E	HIDALGO	1/31/2017	\$4,837	\$967	\$3,870	\$0
WQ	53299	Georgetown Independent School District	2016-1645-EAQ-E	WILLIAMSON	1/31/2017	\$813	\$162	\$651	\$0
WQ	51568	G & S CONCRETE, INC.	2015-1756-WQ-E	HARRIS	1/31/2017	\$1,350	\$270	\$1,080	\$0
WQ	52344	LOREDO, ALBERTO	2016-0720-WQ-E	MCLENNAN	1/31/2017	\$5,000	\$1,000	\$4,000	\$0
WQ	52643	Texas Department of Criminal Justice	2016-1024-MWD-E	BRAZORIA	1/31/2017	\$3,675	\$735	\$0	\$2,940
WQ	51210	Rayburn Country Municipal Utility District	2015-1312-MWD-E	JASPER	1/31/2017	\$2,025	\$405	\$0	\$1,620
WQ	52301	LIVING ROCK ACADEMY	2016-0679-EAQ-E	COMAL	1/31/2017	\$2,813	\$562	\$2,251	\$0
WQ	48933	Continental Cream Quarries, LLC	2014-0952-MLM-E	WILLIAMSON	2/7/2017	\$55,000	\$11,000	\$44,000	\$0
WQ	51241	City of Rhome	2015-1386-MWD-E	WISE	2/7/2017	\$72,000	\$14,400	\$0	\$57,600
WQ	50773	RABROKER, DENNIS G	2015-1005-WQ-E	BELL	2/7/2017	\$8,451	\$1,690	\$6,761	\$0
WQ	52105	City of Bridgeport	2016-0456-MWD-E	WISE	2/7/2017	\$46,000	\$0	\$0	\$46,000

## Singles Programs

## Appendix 3: List of Administrative Orders Issued - FY2019

Date Range Selected : 9/1/2016 - 8/31/2017

PGM	Case No.	Respondent Name	Docket#	County	Order Date	Penalty Assessed	Penalty Deferred	Payable Amount	SEP Offset
WQ	52078	Load Trail LLC	2016-0426-IWD-E	LAMAR	2/7/2017	\$108,314	\$0	\$54,157	\$54,157
WQ	52420	Wolf Hollow Services, LLC	2016-0854-IWD-E	HOOD	2/7/2017	\$48,937	\$0	\$48,937	\$0
WQ	48489	Roving Meadows Utilities, Inc.	2014-0464-MWD-E	HARRIS	2/7/2017	\$22,812	\$19,212	\$3,600	\$0
WQ	52348	CONNERS, ROSEMARY	2016-0719-EAQ-E	WILLIAMSON	2/7/2017	\$12,500	\$2,500	\$10,000	\$0
WQ	50054	Ingram Readymix, Inc. *	2015-0212-WQ-E	BURNET	2/7/2017	\$11,714	\$2,342	\$9,372	\$0
WQ	51697	Village of Vinton	2016-0018-WQ-E	EL PASO	2/7/2017	\$21,375	\$4,275	\$0	\$17,100
WQ	50450	Coreslab Structures (Texas) Inc.	2015-0646-WQ-E	WILLIAMSON	2/7/2017	\$24,287	\$4,857	\$19,430	\$0
WQ	52733	City of Pflugerville	2016-1123-MWD-E	TRAVIS	2/7/2017	\$29,450	\$5,890	\$23,560	\$0
WQ	51035	City of Eastland	2015-1157-MWD-E	EASTLAND	2/7/2017	\$12,500	\$0	\$0	\$12,500
WQ	50664	City of Thornton	2015-0893-MWD-E	LIMESTONE	2/7/2017	\$4,375	\$0	\$0	\$4,375
WQ	52267	R&B Mobile Park, LLC	2016-0849-MWD-E	BRAZOS	2/7/2017	\$7,950	\$1,590	\$6,360	\$0
WQ	53587	City of League City	2016-1952-WQ-E	GALVESTON	2/14/2017	\$875	\$0	\$875	\$0
WQ	51889	GALLEGOS, MARTIN	2016-0236-WQ-E	WEBB	2/14/2017	\$2,625	\$0	\$2,625	\$0
WQ	53121	City of Pelican Bay	2016-1487-WQ-E	TARRANT	2/14/2017	\$6,813	\$1,362	\$5,451	\$0
WQ	53588	Harmon & Holcomb Homes, Inc.	2016-1953-WQ-E	WICHITA	2/14/2017	\$875	\$0	\$875	\$0
WQ	52666	Fort Bend County Municipal Utility District 58	2016-1047-MWD-E	FORT BEND	2/22/2017	\$12,937	\$2,587	\$10,350	\$0
WQ	52687	City of Carthage	2016-1064-MWD-E	PANOLA	2/22/2017	\$8,250	\$1,650	\$6,600	\$0
WQ	52896	City of Copperas Cove	2016-1280-MWD-E	CORYELL	2/22/2017	\$21,375	\$4,275	\$17,100	\$0
WQ	52207	City of Godley	2016-0596-MWD-E	JOHNSON	2/22/2017	\$2,125	\$0	\$2,125	\$0
WQ	52158	GRUBB, WALTER SHANE	2016-0517-OSS-E	CULBERSON	2/22/2017	\$500	\$0	\$500	\$0
WQ	52116	Trinity River Authority Of Texas	2016-0556-MWD-E	DALLAS	2/22/2017	\$6,000	\$0	\$6,000	\$0
WQ	49470	City Of Edgewood	2014-1507-MWD-E	VAN ZANDT	2/22/2017	\$9,687	\$1,937	\$7,750	\$0
WQ	51804	City of Aransas Pass	2016-0133-MWD-E	SAN PATRICIO	2/22/2017	\$12,600	\$2,520	\$0	\$10,080
WQ	49751	City of La Coste	2014-1796-MWD-E	MEDINA	2/22/2017	\$12,375	\$0	\$12,375	\$0
WQ	52610	B & S SEPTIC TANK CORPORATION	2016-0991-WQ-E	BURNET	2/22/2017	\$8,563	\$1,712	\$6,851	\$0
WQ	52814	City of Three Rivers	2016-1174-MWD-E	LIVE OAK	3/7/2017	\$3,375	\$675	\$2,700	\$0
WQ	53426	Justice Sand Co., Inc.	2016-1779-WQ-E	BRAZORIA	3/7/2017	\$3,188	\$637	\$2,551	\$0
WQ	53009	La Cantera Development Company	2016-1380-EAQ-E	BEXAR	3/7/2017	\$5,625	\$1,125	\$4,500	\$0
WQ	51894	City of Point	2016-0235-MWD-E	RAINS	3/7/2017	\$3,055	\$611	\$2,444	\$0
WQ	53125	MW Dairy Farm, LLC *	2016-1488-AGR-E	ERATH	3/7/2017	\$813	\$162	\$651	\$0
WQ	52751	Bloomfield Homes, L.P.	2016-1140-WQ-E	DENTON	3/7/2017	\$2,488	\$497	\$1,991	\$0
WQ	53170	Town of Pantego	2016-1526-WQ-E	TARRANT	3/7/2017	\$1,125	\$225	\$900	\$0
WQ	53723	1265 LLC	2016-2076-WQ-E	SMITH	3/7/2017	\$875	\$0	\$875	\$0
WQ	53637	GRYNEWICZ, TOVIA P	2016-2003-OSI-E	CALLAHAN	3/7/2017	\$175	\$0	\$175	\$0
WQ	52229	Country Club Retirement Community, L.P.	2016-0598-MWD-E	HILL	3/7/2017	\$7,012	\$1,402	\$5,610	\$0
WQ	52598	ACME BRICK COMPANY	2016-1203-IWD-E	DENTON	3/9/2017	\$8,250	\$1,650	\$6,600	\$0
WQ	52156	Cobra Stone, Inc	2016-0515-WQ-E	SAN SABA	3/9/2017	\$11,750	\$2,350	\$9,400	\$0
WQ	52159	City of Penelope	2016-0514-MWD-E	HILL	3/9/2017	\$11,500	\$0	\$0	\$11,500



## Singles Programs

## Appendix 3: List of Administrative Orders Issued - FY2019

Date Range Selected : 9/1/2016 - 8/31/2017

PGM	Case No.	Respondent Name	Docket#	County	Order Date	Penalty Assessed	Penalty Deferred	Payable Amount	SEP Offset
WQ	52441	Hilliard Dozer, LP	2016-0833-WQ-E	BELL	3/9/2017	\$10,000	\$2,000	\$8,000	\$0
WQ	52644	West Jefferson County Municipal Water District	2016-1023-MWD-E	JEFFERSON	3/21/2017	\$4,350	\$870	\$0	\$3,480
WQ	52680	Capital Metropolitan Transportation Authority	2016-1055-EAQ-E	WILLIAMSON	3/21/2017	\$1,875	\$375	\$1,500	\$0
WQ	52397	BORGES, MARY FRANCIS *	2016-0766-AGR-E	ERATH	3/21/2017	\$2,125	\$425	\$1,700	\$0
WQ	52606	Mahard Egg Farm, Inc.	2016-0989-AGR-E	WILBARGER	3/21/2017	\$3,376	\$675	\$2,701	\$0
WQ	53243	City of Florence	2016-1596-MWD-E	WILLIAMSON	3/28/2017	\$3,625	\$725	\$2,900	\$0
WQ	51945	Wright Sand Corporation, Inc.	2016-0287-WQ-E	WOOD	3/28/2017	\$6,250	\$1,250	\$5,000	\$0
WQ	50447	Coryell County	2015-0662-WQ-E	CORYELL	3/28/2017	\$4,500	\$0	\$0	\$4,500
WQ	53335	Peyton Thomas Homes, LLC	2016-1689-WQ-E	PARKER	4/11/2017	\$1,312	\$262	\$1,050	\$0
WQ	53341	Mclennan County WCID 2	2016-1683-MWD-E	MCLENNAN	4/11/2017	\$6,000	\$1,200	\$4,800	\$0
WQ	53611	Prestige Gunit of North Texas, LTD.	2016-1985-WQ-E	TARRANT	4/11/2017	\$3,250	\$650	\$2,600	\$0
WQ	53337	MREC MAG MorningStar LLC	2016-1685-EAQ-E	WILLIAMSON	4/11/2017	\$4,875	\$975	\$3,900	\$0
WQ	52204	DOLLINS, JIM	2016-0568-WQ-E	MCLENNAN	4/13/2017	\$15,000	\$0	\$15,000	\$0
WQ	52523	Skidmore Water Supply Corporation	2016-0930-MWD-E	BEE	4/13/2017	\$12,600	\$0	\$12,600	\$0
WQ	52566	City Of Robert Lee	2016-0943-MWD-E	COKE	4/13/2017	\$7,650	\$1,530	\$6,120	\$0
WQ	52499	River Bottom Sand LLC	2016-0867-WQ-E	BRAZORIA	4/13/2017	\$8,751	\$1,750	\$7,001	\$0
WQ	51716	City of Olney	2016-0042-MLM-E	YOUNG	4/13/2017	\$12,700	\$2,540	\$0	\$10,160
WQ	52242	City of Italy	2016-0622-MWD-E	ELLIS	4/13/2017	\$9,425	\$1,885	\$0	\$7,540
WQ	52296	City of Denton	2016-0691-WQ-E	DENTON	4/13/2017	\$19,375	\$3,875	\$0	\$15,500
WQ	52537	Kickin' A Inc.	2016-0909-WQ-E	HOOD	4/13/2017	\$12,500	\$2,500	\$10,000	\$0
WQ	51040	Union Water Supply Corporation	2015-1177-MWD-E	STARR	4/25/2017	\$3,850	\$770	\$1,540	\$1,540
WQ	52824	D.B. Western, Inc - Texas	2016-1505-IWD-E	HARRIS	5/4/2017	\$12,000	\$2,400	\$9,600	\$0
WQ	51864	Jefferson County Water Control & Improvement District 10	2016-0226-MWD-E	JEFFERSON	5/4/2017	\$11,562	\$2,312	\$0	\$9,250
WQ	51904	Canutillo Independent School District	2016-0241-MWD-E	EL PASO	5/4/2017	\$9,000	\$1,800	\$7,200	\$0
WQ	51784	St. Paul Water Supply Corporation	2016-0121-MWD-E	SAN PATRICIO	5/4/2017	\$11,550	\$2,310	\$4,620	\$4,620
WQ	49310	Weiss Sand and Clay, LP	2014-1370-WQ-E	FORT BEND	5/4/2017	\$8,356	\$1,671	\$6,685	\$0
WQ	49848	Presbyterian Mo-Ranch Assembly	2014-1895-MWD-E	KERR	5/4/2017	\$34,688	\$6,937	\$27,751	\$0
WQ	53346	BARCLAY, JAMES R	2016-1702-WQ-E	WISE	5/9/2017	\$1,312	\$262	\$1,050	\$0
WQ	50636	VANDER HORST, CAROLE JANE *	2015-0853-AGR-E	ERATH	5/9/2017	\$3,375	\$675	\$2,700	\$0
WQ	52736	Team Pride Extrusions, Inc.	2016-1121-WQ-E	ARCHER	5/9/2017	\$3,834	\$766	\$3,068	\$0
WQ	53751	Southwestern Bell Telephone Company	2017-0026-EAQ-E	BEXAR	5/9/2017	\$1,875	\$375	\$1,500	\$0
WQ	52024	Crescent Belterra TX, LLC	2016-0410-EAQ-E	HAYS	5/9/2017	\$4,400	\$880	\$1,760	\$1,760
WQ	51778	ExxonMobil Oil Corporation	2016-0122-IWD-E	JEFFERSON	5/11/2017	\$92,721	\$0	\$46,361	\$46,360
WQ	53293	City of Fort Worth	2016-1647-WQ-E	TARRANT	5/11/2017	\$11,250	\$0	\$11,250	\$0
WQ	52596	City of Boyd	2016-0979-MWD-E	WISE	5/11/2017	\$16,250	\$0	\$16,250	\$0
WQ	52801	City of Devers	2016-1185-MWD-E	LIBERTY	5/11/2017	\$21,350	\$0	\$0	\$21,350
WQ	49369	Espinoza Stone, Inc.	2014-1439-MLM-E	WILLIAMSON	5/11/2017	\$57,586	\$11,517	\$46,069	\$0
WQ	51632	JONGSMA, OLKE ANDRIES	2015-1824-AGR-E	WOOD	5/11/2017	\$7,500	\$0	\$7,500	\$0

## Singles Programs

## Appendix 3: List of Administrative Orders Issued - FY2019

Date Range Selected : 9/1/2016 - 8/31/2017

PGM	Case No.	Respondent Name	Docket#	County	Order Date	Penalty Assessed	Penalty Deferred	Payable Amount	SEP Offset
WQ	50693	Parker County	2015-0912-WQ-E	PARKER	5/23/2017	\$938	\$187	\$751	\$0
WQ	53453	Terra Verde Utility Company, LLC	2016-1905-MWD-E	WALLER	5/23/2017	\$7,000	\$1,400	\$5,600	\$0
WQ	53294	City of Brady	2016-1646-MWD-E	MCCULLOCH	5/23/2017	\$5,437	\$1,087	\$0	\$4,350
WQ	52028	City of Arlington	2016-0380-WQ-E	TARRANT	5/30/2017	\$42,750	\$0	\$0	\$42,750
WQ	52098	Farmers Transport, Inc.	2016-0451-MWD-E	CALHOUN	5/30/2017	\$9,375	\$1,875	\$7,500	\$0
WQ	52012	Town of Windom	2016-0375-MWD-E	FANNIN	5/30/2017	\$12,025	\$2,405	\$0	\$19,240
WQ	50324	City of Calvert	2015-0515-MWD-E	ROBERTSON	5/30/2017	\$12,838	\$2,567	\$0	\$10,271
WQ	53417	Ranch Utilities, L.P.	2016-1769-MWD-E	PARKER	5/30/2017	\$8,276	\$0	\$8,276	\$0
WQ	52770	TXI Operations, LP	2016-1183-IWD-E	BASTROP	5/30/2017	\$8,151	\$1,630	\$6,521	\$0
WQ	53205	Total Petrochemicals & Refining USA, Inc.	2016-1568-IWD-E	JEFFERSON	5/30/2017	\$30,000	\$6,000	\$12,000	\$12,000
WQ	51339	Diana Special Utility District	2015-1496-MWD-E	UPSHUR	5/30/2017	\$105,125	\$105,125	\$0	\$0
WQ	51129	Liberty Trails, LP	2015-1281-MLM-E	WILLIAMSON	5/30/2017	\$9,001	\$1,799	\$7,202	\$0
WQ	54122	City of Dallas	2017-0351-WQ-E	DALLAS	6/6/2017	\$875	\$0	\$875	\$0
WQ	53380	RAINES, ROY	2016-1730-WQ-E	COMAL	6/6/2017	\$2,625	\$525	\$2,100	\$0
WQ	53718	Montgomery County MUD 113	2016-2075-MWD-E	MONTGOMERY	6/6/2017	\$1,437	\$287	\$1,150	\$0
WQ	54176	RODRIGUEZ, LINO G JR	2017-0412-WOC-E	HIDALGO	6/6/2017	\$175	\$0	\$175	\$0
WQ	53920	F-L Hm Owner, LP	2017-0135-EAQ-E	WILLIAMSON	6/6/2017	\$938	\$187	\$751	\$0
WQ	50718	City of Pasadena	2015-0943-MWD-E	HARRIS	6/13/2017	\$21,126	\$4,225	\$0	\$16,901
WQ	51801	Meadowland Utility Corporation	2016-0132-MWD-E	BRAZORIA	6/13/2017	\$23,375	\$19,775	\$3,600	\$0
WQ	43905	Hamshire-Fannett Independent School District	2014-1609-MWD-E	JEFFERSON	6/13/2017	\$57,500	\$0	\$0	\$57,500
WQ	52950	Federal Bureau of Prisons	2016-1327-WQ-E	TARRANT	6/13/2017	\$11,250	\$0	\$11,250	\$0
WQ	51195	City of Mount Vernon	2015-1326-MWD-E	FRANKLIN	6/13/2017	\$10,650	\$2,130	\$0	\$8,520
WQ	51382	City of Angus	2015-1523-MWD-E	NAVARRO	6/13/2017	\$10,075	\$0	\$0	\$10,075
WQ	53716	Dale K Farrow	2016-2071-WQ-E	CHEROKEE	6/20/2017	\$2,764	\$552	\$2,212	\$0
WQ	53732	City of Bullard	2016-2083-MWD-E	CHEROKEE	6/20/2017	\$6,000	\$1,200	\$4,800	\$0
WQ	54240	ORTIZ, ISMAEL	2017-0490-WOC-E	EL PASO	6/20/2017	\$175	\$0	\$175	\$0
WQ	53753	Aqua Texas, Inc.	2016-2105-MWD-E	HARRIS	6/20/2017	\$4,500	\$900	\$3,600	\$0
WQ	53511	Cornerstone 1626 Retail, Ltd.	2016-1865-EAQ-E	HAYS	6/20/2017	\$5,625	\$1,125	\$4,500	\$0
WQ	52697	Central Texas Water Supply Corporation	2016-1079-IWD-E	BELL	6/20/2017	\$4,687	\$937	\$1,875	\$1,875
WQ	53590	City of Georgetown	2016-1956-EAQ-E	WILLIAMSON	6/20/2017	\$4,500	\$900	\$3,600	\$0
WQ	51042	Texas Parks And Wildlife Department	2015-1165-MWD-E	POLK	6/20/2017	\$4,014	\$802	\$0	\$3,212
WQ	53486	City of Cuney	2016-1837-MWD-E	CHEROKEE	6/20/2017	\$3,750	\$750	\$3,000	\$0
WQ	53582	Universal Services Fort Hood, Inc.	2016-1948-MWD-E	BELL	6/20/2017	\$3,250	\$650	\$2,600	\$0
WQ	52841	SIMENTAL, JOSE LUIS	2016-1218-SLG-E	YOUNG	6/20/2017	\$2,619	\$523	\$2,096	\$0
WQ	53607	Nalle Custom Homes, Inc.	2016-1971-EAQ-E	TRAVIS	6/20/2017	\$5,625	\$1,125	\$4,500	\$0
WQ	54239	APODACA, JOEL SR	2017-0489-WOC-E	EL PASO	6/20/2017	\$175	\$0	\$175	\$0
WQ	53413	B.O.S. Service, Inc.	2016-1770-SLG-E	YOAKUM	6/20/2017	\$2,625	\$0	\$2,625	\$0
WQ	53342	Young Men's Christian Association of Metropolitan Dallas	2016-1682-MWD-E	COLLIN	6/20/2017	\$3,300	\$660	\$2,640	\$0

## Singles Programs

## Appendix 3: List of Administrative Orders Issued - FY2019

Date Range Selected : 9/1/2016 - 8/31/2017

PGM	Case No.	Respondent Name	Docket#	County	Order Date	Penalty Assessed	Penalty Deferred	Payable Amount	SEP Offset
WQ	54007	ORKNEY DAIRY, LLC	2017-0281-AGR-E	ERATH	7/11/2017	\$1,213	\$242	\$971	\$0
WQ	53678	Cypress Hills Limited	2016-2041-MWD-E	SMITH	7/11/2017	\$5,750	\$1,150	\$4,600	\$0
WQ	53967	Sable Permian Resources Land, LLC	2017-0184-OSS-E	REAGAN	7/11/2017	\$325	\$65	\$260	\$0
WQ	51936	Overstreet Dairy, A Texas Limited Liability Company	2016-0276-AGR-E	HARDEMAN	7/11/2017	\$4,150	\$830	\$3,320	\$0
WQ	54342	BUNDICK, GARY D	2017-0616-WOC-E	KIMBLE	7/11/2017	\$175	\$0	\$175	\$0
WQ	53767	J-III Concrete Co., Inc.	2016-2121-WQ-E	JIM WELLS	7/11/2017	\$1,000	\$200	\$800	\$0
WQ	54038	Kaden Builders, L.P.	2017-0267-WQ-E	TARRANT	7/11/2017	\$3,412	\$682	\$2,730	\$0
WQ	51923	South Central Calhoun County Water Control and Improvement District 1	2016-0263-MWD-E	CALHOUN	7/11/2017	\$5,500	\$1,100	\$0	\$4,400
WQ	53358	City of Mabank	2016-1805-MWD-E	KAUFMAN	7/11/2017	\$5,137	\$1,027	\$4,110	\$0
WQ	53258	Gateway 26 Doors, LLC	2016-1605-EAQ-E	HAYS	7/11/2017	\$7,500	\$1,500	\$6,000	\$0
WQ	49007	COPELAND, KEVIN	2014-1031-WQ-E	WILLIAMSON	7/12/2017	\$10,813	\$2,162	\$8,651	\$0
WQ	53577	City of Weatherford	2016-1997-MWD-E	PARKER	7/12/2017	\$11,550	\$0	\$0	\$11,550
WQ	53565	City of Bardwell	2016-1933-MWD-E	ELLIS	7/12/2017	\$4,050	\$0	\$4,050	\$0
WQ	51348	Young Men's Christian Association of The Greater Houston Area	2015-1493-MWD-E	TRINITY	7/12/2017	\$13,740	\$0	\$13,740	\$0
WQ	47866	City of Santa Rosa	2013-1987-MWD-E	CAMERON	7/12/2017	\$61,070	\$61,070	\$0	\$0
WQ	53566	City of Josephine	2016-1932-MWD-E	COLLIN	7/12/2017	\$10,875	\$2,175	\$8,700	\$0
WQ	53126	Trinity SO GP, L.L.C.	2016-1492-MWD-E	HARRIS	7/12/2017	\$24,500	\$0	\$24,500	\$0
WQ	50236	Pilot Travel Centers LLC	2015-0402-IWD-E	HUNT	7/12/2017	\$8,100	\$1,620	\$6,480	\$0
WQ	52526	Harold Joseph Adams, Jr, LLC	2016-0946-WQ-E	*MULTIPLE	7/12/2017	\$13,375	\$0	\$13,375	\$0
WQ	53527	City of Fort Worth	2016-1892-WQ-E	TARRANT	7/12/2017	\$5,775	\$0	\$5,775	\$0
WQ	52630	Stolthaven Houston, Inc.	2016-1332-IWD-E	HARRIS	7/12/2017	\$80,375	\$0	\$40,188	\$40,187
WQ	53250	Intercontinental Terminals Company LLC	2016-1727-IWD-E	HARRIS	7/12/2017	\$18,300	\$3,660	\$14,640	\$0
WQ	53260	City of Rio Grande City	2016-1614-MWD-E	STARR	7/12/2017	\$9,620	\$0	\$0	\$9,620
WQ	53874	City of Riverside	2017-0090-MWD-E	WALKER	7/18/2017	\$2,926	\$585	\$2,341	\$0
WQ	53930	City of Comanche	2017-0150-MWD-E	COMANCHE	7/18/2017	\$3,000	\$600	\$2,400	\$0
WQ	51991	Stratton Oilfield Systems Texas LLC *	2016-0461-WQ-E	DIMITT	7/18/2017	\$2,500	\$500	\$2,000	\$0
WQ	52811	Arkema Inc.	2016-1176-IWD-E	HARRIS	7/27/2017	\$28,613	\$5,722	\$11,446	\$11,445
WQ	53689	Del Valle Independent School District	2016-2053-MWD-E	TRAVIS	7/27/2017	\$17,876	\$3,575	\$14,301	\$0
WQ	53274	Texas A&M University	2016-1620-IWD-E	BRAZOS	7/27/2017	\$27,187	\$5,437	\$21,750	\$0
WQ	53872	Fern Bluff Municipal Utility District	2017-0093-WQ-E	WILLIAMSON	7/27/2017	\$13,750	\$2,750	\$11,000	\$0
WQ	53701	Lennar Homes of Texas Land and Construction, Ltd.	2017-0063-WQ-E	COMAL	8/1/2017	\$1,601	\$320	\$1,281	\$0
WQ	53752	BLAND, GLENDA	2016-2111-WQ-E	DENTON	8/1/2017	\$2,938	\$587	\$2,351	\$0
WQ	51212	Doughtie Construction Co., Inc.	2015-1309-WQ-E	WALKER	8/1/2017	\$7,189	\$1,437	\$5,752	\$0
WQ	53951	Military Highway Water Supply Corporation	2017-0176-MWD-E	HIDALGO	8/1/2017	\$1,437	\$287	\$1,150	\$0
WQ	50692	Delta County Municipal Utility District	2015-0916-MWD-E	DELTA	8/2/2017	\$55,100	\$0	\$0	\$55,100
WQ	53670	City of Burleson	2016-2043-WQ-E	JOHNSON	8/2/2017	\$7,500	\$0	\$0	\$7,500
WQ	53143	City of Graham	2016-1501-MWD-E	YOUNG	8/2/2017	\$42,187	\$8,437	\$0	\$33,750

## Singles Programs

## Appendix 3: List of Administrative Orders Issued - FY2019

Date Range Selected : 9/1/2016 - 8/31/2017

PGM	Case No.	Respondent Name	Docket#	County	Order Date	Penalty Assessed	Penalty Deferred	Payable Amount	SEP Offset
WQ	51343	MEEKER, MARC ROGER	2015-1499-MWD-E	MONTGOMERY	8/2/2017	\$21,920	\$4,384	\$17,536	\$0
WQ	42971	City of Hackberry	2011-2180-MWD-E	DENTON	8/2/2017	\$31,575	\$6,315	\$25,260	\$0
WQ	53934	City of Queen City	2017-0149-MWD-E	CASS	8/2/2017	\$4,400	\$0	\$4,400	\$0
WQ	53903	City of Dripping Springs	2017-0125-MWD-E	HAYS	8/22/2017	\$1,188	\$237	\$951	\$0
WQ	52817	Wilbert Vaults of Houston, L.L.C.	2016-1170-WQ-E	HARRIS	8/22/2017	\$4,705	\$941	\$3,764	\$0
WQ	53847	DAVIS, EVERETT E JR	2017-0064-WOC-E	TRINITY	8/22/2017	\$947	\$189	\$758	\$0
WQ	52529	El Paso Water Utilities Public Service Board	2016-0942-MWD-E	EL PASO	8/22/2017	\$1,575	\$315	\$1,260	\$0
WQ	53959	VOORHEIS, TERRY D *	2017-0183-EAQ-E	HAYS	8/22/2017	\$2,125	\$425	\$1,700	\$0
WQ	53240	Galveston County Waste Consolidated Independent District 8	2016-1621-MWD-E	GALVESTON	8/23/2017	\$16,500	\$3,300	\$0	\$13,200
WQ	53764	US Ecology Texas, Inc.	2016-2118-IWD-E	NUECES	8/23/2017	\$15,200	\$3,040	\$12,160	\$0
WQ	53247	City of Boerne	2016-1648-MWD-E	KENDALL	8/23/2017	\$17,601	\$3,520	\$0	\$14,081
WQ	53792	GLOBAL JUBILEE 2007 INC.	2017-0017-MWD-E	FREESTONE	8/29/2017	\$2,500	\$500	\$2,000	\$0
WQ	53965	M&D Development LLC	2017-0182-MWD-E	HARRIS	8/29/2017	\$1,650	\$330	\$1,320	\$0
<b>Subtotal for WQ : 286</b>						<b>\$3,869,856</b>	<b>\$654,998</b>	<b>\$1,964,442</b>	<b>\$1,260,036</b>
WRHL	52232	EWTON, MAYNARD F	2016-0601-WR-E	PALO PINTO	10/18/2016	\$250	\$50	\$200	\$0
WRHL	52171	B.V.S. Construction, Inc.	2016-0527-WR-E	MILAM	12/6/2016	\$255	\$51	\$204	\$0
WRHL	53424	Ray Faris, Inc.	2016-1807-WR-E	BANDERA	1/4/2017	\$350	\$0	\$350	\$0
WRHL	53418	Bandera County	2016-1781-WR-E	BANDERA	1/4/2017	\$350	\$0	\$350	\$0
WRHL	53428	B. T. Sikes Water Wells, Inc.	2016-1780-WR-E	JIM WELLS	1/4/2017	\$350	\$0	\$350	\$0
WRHL	52585	NET-MAR, LLC	2016-1015-WR-E	JASPER	5/9/2017	\$918	\$183	\$735	\$0
<b>Subtotal for WRHL : 6</b>						<b>\$2,473</b>	<b>\$284</b>	<b>\$2,189</b>	<b>\$0</b>
<b>Total for Singles Programs : 1,443</b>						<b>\$17,910,204</b>	<b>\$2,921,384</b>	<b>\$10,368,743</b>	<b>\$4,629,697</b>

Date Range Selected : 9/1/2016 - 8/31/2017

PGM	Case No.	Respondent Name	Docket#	County	Order Date	Penalty Assessed	Penalty Deferred	Payable Amount	SEP Offset
MM	52822	RODRIGUEZ, GABRIEL	2016-1165-WOC-E	STARR	9/20/2016	\$175	\$0	\$175	\$0
MM	52791	ELLISON, BRENT K	2016-1178-WOC-E	FALLS	9/27/2016	\$175	\$0	\$175	\$0
MM	48080	City of Hale Center	2014-0019-MLM-E	HALE	9/29/2016	\$65,363	\$65,363	\$0	\$0
MM	47861	Webb County	2015-1428-MLM-E	WEBB	10/11/2016	\$52,132	\$0	\$0	\$52,132
MM	50757	R&K Fabricating Inc.	2015-0982-MLM-E	LIBERTY	10/11/2016	\$5,047	\$0	\$5,047	\$0
MM	52335	Ticono Polymers, Inc.	2016-0725-WDW-E	NUECES	10/25/2016	\$2,438	\$487	\$1,951	\$0
MM	51427	PANAGOPOULOS, CHRIS *	2015-1587-MLM-E	TARRANT	10/26/2016	\$14,507	\$2,901	\$11,606	\$0
MM	51757	Martin Operating Partnership L.P.	2016-0096-MLM-E	JEFFERSON	10/26/2016	\$14,253	\$2,850	\$5,703	\$5,700
MM	51659	Rapid Environmental Services, LLC	2015-1845-MLM-E	EL PASO	11/8/2016	\$3,300	\$0	\$3,300	\$0
MM	47954	City of Del Rio	2013-2103-MLM-E	VAL VERDE	11/16/2016	\$14,850	\$2,970	\$11,880	\$0
MM	49688	Paso Del Norte Ready-Mix, Inc.	2014-1748-MLM-E	EL PASO	11/16/2016	\$31,750	\$6,350	\$25,400	\$0
MM	51306	LASS WATER COMPANY INC	2015-1450-MLM-E	GRAYSON	11/16/2016	\$8,884	\$0	\$8,884	\$0
MM	51808	Lkq Auto Parts Of North Texas Inc	2016-0151-MSW-E	COMAL	11/29/2016	\$3,750	\$0	\$3,750	\$0
MM	40608	Loyal Lybarger	2015-1570-MLM-E	HARRIS	12/9/2016	\$24,179	\$0	\$24,179	\$0
MM	53242	CHIQUITO, JESUS	2016-1597-WOC-E	ROCKWALL	1/4/2017	\$175	\$0	\$175	\$0
MM	52037	City of Gordon	2016-0389-MLM-E	PALO PINTO	1/10/2017	\$1,238	\$247	\$991	\$0
MM	49564	Bottom Line Food Processors, Inc.	2014-1672-WQ-E	TRAVIS	1/20/2017	\$13,125	\$0	\$6,563	\$6,562
MM	47621	Frost Crushed Stone Company Inc.	2013-1729-MLM-E	KIMBLE	1/20/2017	\$11,057	\$2,210	\$8,847	\$0
MM	51858	Intertek USA Inc.	2016-0191-MLM-E	NUECES	1/20/2017	\$7,691	\$1,537	\$6,154	\$0
MM	51450	City of Runge	2015-1739-MLM-E	KARNES	1/20/2017	\$9,035	\$1,807	\$7,228	\$0
MM	52256	City of O'Donnell	2016-0629-MLM-E	LYNN	1/31/2017	\$553	\$110	\$443	\$0
MM	52398	Intertek USA Inc.	2016-0771-IHW-E	JEFFERSON	2/7/2017	\$12,564	\$2,512	\$10,052	\$0
MM	52104	Prime Materials, LLC	2016-0458-MLM-E	MCMULLEN	2/7/2017	\$13,125	\$2,625	\$10,500	\$0
MM	53627	BARNETT, BILLY D	2016-1998-WOC-E	SHELBY	2/14/2017	\$175	\$0	\$175	\$0
MM	49479	Dalden Corporation	2014-1517-MLM-E	DENTON	2/22/2017	\$31,500	\$6,300	\$12,600	\$12,600
MM	51488	Town Drytech, Inc.	2015-1681-MLM-E	DALLAS	2/22/2017	\$10,716	\$0	\$10,716	\$0
MM	49257	Signor Logistics-Barnhart, LLC	2014-1280-MLM-E	IRION	3/7/2017	\$2,600	\$520	\$2,080	\$0
MM	53185	"Earthwise Organics, Inc."	2016-1548-MLM-E	CAMERON	3/7/2017	\$7,479	\$1,495	\$5,984	\$0
MM	53721	Tech Con Trenching, Inc.	2017-0040-WR-E	KIMBLE	3/21/2017	\$350	\$0	\$350	\$0
MM	50667	John R. Reed *	2015-0894-MLM-E	LUBBOCK	3/28/2017	\$7,181	\$1,436	\$5,745	\$0
MM	53107	City of Big Wells	2016-1480-MLM-E	DIMMIT	5/4/2017	\$8,750	\$1,750	\$7,000	\$0
MM	42283	Eola Water Supply Corporation	2015-1329-MLM-E	CONCHO	5/4/2017	\$18,773	\$0	\$18,773	\$0
MM	51178	C & C Erae, Inc.	2015-1436-MLM-E	TARRANT	5/4/2017	\$9,924	\$0	\$9,924	\$0
MM	50311	TRIPLE R DIESEL SERVICE, INC.	2015-0506-MLM-E	BEXAR	5/4/2017	\$30,100	\$6,020	\$24,080	\$0
MM	53658	Southwestern Public Service Company	2016-2029-WDW-E	POTTER	5/9/2017	\$3,713	\$742	\$2,971	\$0
MM	53476	Sr Tilley Builders Inc.	2016-1828-MLM-E	ORANGE	5/9/2017	\$2,927	\$585	\$2,342	\$0
MM	51303	East Texas Precast Co., Ltd.	2015-1481-MLM-E	WALLER	5/30/2017	\$14,335	\$2,867	\$11,468	\$0
MM	51735	City of Beeville	2016-0068-MLM-E	BEE	5/30/2017	\$24,687	\$0	\$24,687	\$0

Date Range Selected : 9/1/2016 - 8/31/2017

PGM	Case No.	Respondent Name	Docket#	County	Order Date	Penalty Assessed	Penalty Deferred	Payable Amount	SEP Offset
MM	54190	VAUGHN, THOMAS W	2017-0416-WOC-E	HOUSTON	6/6/2017	\$175	\$0	\$175	\$0
MM	53962	Lazy Nine Municipal Utility District 1A	2017-0189-MWD-E	TRAVIS	6/6/2017	\$813	\$162	\$651	\$0
MM	53439	City of Lovelady	2016-1789-MLM-E	HOUSTON	6/20/2017	\$2,303	\$460	\$1,843	\$0
MM	49890	City of Wellman	2015-0076-MLM-E	TERRY	7/11/2017	\$4,900	\$4,900	\$0	\$0
MM	54341	Rogelio B Ibarra	2017-0618-WOC-E	KIMBLE	7/11/2017	\$175	\$0	\$175	\$0
MM	54343	SUTTON, ROBERT L	2017-0617-WOC-E	KIMBLE	7/11/2017	\$175	\$0	\$175	\$0
MM	49355	INVISTA S.a r.l.	2015-1398-WDW-E	VICTORIA	7/12/2017	\$80,837	\$16,167	\$32,335	\$32,335
MM	53692	David M. Richter *	2016-2059-MLM-E	EL PASO	7/18/2017	\$572	\$114	\$458	\$0
MM	53148	TPC Group LLC	2016-1610-MLM-E	JEFFERSON	7/27/2017	\$22,063	\$4,412	\$8,826	\$8,825
MM	47278	City of Douglassville	2016-1029-MLM-E	CASS	7/27/2017	\$3,130	\$0	\$3,130	\$0
MM	53846	Kuhlken Farms, Ltd.	2017-0068-MLM-E	GILLESPIE	8/1/2017	\$1,413	\$282	\$1,131	\$0
MM	53788	Earth Septic Systems, LLC	2016-2144-MLM-E	JIM WELLS	8/1/2017	\$4,600	\$920	\$3,680	\$0
MM	53815	Kestrel Creek LLC	2017-0033-MLM-E	GILLESPIE	8/1/2017	\$5,650	\$1,130	\$4,520	\$0
MM	53193	Flat Fork Water Supply Corporation	2016-1549-MLM-E	SHELBY	8/22/2017	\$1,038	\$207	\$831	\$0
MM	52707	Star Container Company Inc.	2016-1084-MLM-E	MASON	8/23/2017	\$8,313	\$1,662	\$6,651	\$0
<b>Total for Multi-Media Programs : 53</b>						<b>\$618,733</b>	<b>\$144,100</b>	<b>\$356,479</b>	<b>\$118,154</b>
<b>Total for all Programs :1,496</b>						<b>\$18,528,937</b>	<b>\$3,065,484</b>	<b>\$10,725,222</b>	<b>**\$4,747,851</b>

**Summary of SEPs:**

**Total Orders :** 1496  
**Orders with SEPs :** 166  
**Orders with SEPs % :** 11.1  
**Orders with SEP Offset % :** 30.7

\* There are Multiple Respondent Names associated to this Case No.

\*\* This data has been updated to correctly reflect the FY2017 SEP total.

## Appendix 4: List of SEPs & SEP Projects - FY 2019

### Single Program

Date Range Selected : 09/01/2018 - 08/31/2019

PGM	Case No.	Respondent Name	Effective Date	Ratio	Assessed Amt	Deferred Amt	Payable Amt	SEP Cost	SEP Offset
AQ	55588	INVISTA S.a r.l.	05/13/2019	1.00:1	30,135.00	6,027.00	12,054.00	12,054.00	12,054.00
		POLLUTION PREVENTION	AutoCheck is a remote vehicle emission sensing system that identifies polluting vehicles and informs the vehicle operators about the health of their vehicle via a large electronic sign.					12,054.00	12,054.00
AQ	55760	Blanchard Refining Company LLC	07/01/2019	1.00:1	68,125.00	0.00	34,063.00	34,062.00	34,062.00
		POLLUTION PREVENTION	SEP funds will be used to supplement existing operation of a network of ambient air monitoring stations that continuously measure and record concentrations of ambient air pollutants.					34,062.00	34,062.00
AQ	55987	Exxon Mobil Corporation	08/29/2019	1.00:1	13,330.00	2,666.00	5,332.00	5,332.00	5,332.00
		POLLUTION PREVENTION	Performing Party shall use SEP Funds to perform energy efficiency upgrades on public buildings and infrastructure.					5,332.00	5,332.00
AQ	55934	Holcim (Texas) Limited Partnership	01/15/2019	1.00:1	7,338.00	1,467.00	2,936.00	2,935.00	2,935.00
		POLLUTION PREVENTION	The Performing Party shall provide reimbursement to schools, school districts, or school bus operators that retrofit, repower, or replace older school buses with newer model year buses or cleaner technology.					2,935.00	2,935.00
AQ	55758	Blanchard Refining Company LLC	05/23/2019	1.00:1	57,000.00	11,400.00	22,800.00	22,800.00	22,800.00
		POLLUTION PREVENTION	SEP funds will be used to supplement existing operation of a network of ambient air monitoring stations that continuously measure and record concentrations of ambient air pollutants. Specifically, SEP Funds will be used to operate, maintain, and potentially expand portions of the existing ambient air quality monitoring network in the Houston area in order to continue to provide information on data quality and trends to the public, TCEQ, and industry representatives.					22,800.00	22,800.00
AQ	54934	Huntsman Petrochemical LLC	10/08/2018	1.00:1	22,500.00	4,500.00	9,000.00	9,000.00	9,000.00
		POLLUTION PREVENTION	SEP funds will be used by the Third-Party Administrator to purchase equipment (such as automated canister samplers), hardware, software, and licenses to enable the monitoring, and for the cost of operating, maintaining, and periodically upgrading or adding to these air monitoring stations along with ancillary equipment approved by TCEQ.					9,000.00	9,000.00
AQ	56050	Ball Metal Beverage Container Corp.	06/18/2019	1.00:1	98,675.00	19,735.00	39,470.00	39,470.00	39,470.00
		POLLUTION PREVENTION	The Performing Party shall provide reimbursement to schools, school districts, or school bus operators that retrofit, repower, or replace older school buses with newer model year buses or cleaner technology. Retrofitting, in this context, means installing devices to reduce exhaust emissions that are verified or certified by the U.S. Environmental Protection Agency (EPA) or the California Air Resources Board (CARB) as proven retrofit technologies. Repowering, in this context, means replacing older engines with newer, cleaner engines but keeping the same vehicle body. All replacement engines must be certified or verified by the EPA or CARB.					39,470.00	39,470.00
AQ	55833	Cabot Corporation	06/25/2019	1.00:1	4,000.00	800.00	1,600.00	1,600.00	1,600.00
		POLLUTION PREVENTION	Booker ISD SEP School Bus Project - the SEP Offset Amount will be used to purchase a 2016 Thomas Built Bus equipped with a Cummins ISB220 Diesel engine that meets or exceeds the EPA's 2010 emissions standards to replace a school bus that is from 2006 or older and does not meet the EPA's 2010 emissions standards.					1,600.00	1,600.00
AQ	54596	Equistar Chemicals, LP	06/18/2019	1.00:1	41,076.00	8,215.00	16,431.00	16,430.00	16,430.00

\* There are Multiple Respondent Names associated to this Case No.

## Appendix 4: List of SEPs & SEP Projects - FY 2019

### Single Program

	POLLUTION PREVENTION	The contribution will be used in accordance with the Supplemental Environmental Project Agreement between the Houston-Galveston AERCO and the Texas Commission on Environmental Quality. SEP monies will be used to pay for the cost of replacing older diesel buses with alternative fueled or clean diesel buses.	16,430.00	16,430.00					
AQ	54670	TPC Group LLC	02/04/2019	1.00:1	214,388.00	0.00	107,194.00	107,194.00	107,194.00
	POLLUTION PREVENTION	The contribution will be used in accordance with the Supplemental Environmental Project Agreement between the Houston-Galveston AERCO and the Texas Commission on Environmental Quality. SEP monies will be used to pay for the cost of replacing older diesel buses with alternative fueled or clean diesel buses.	107,194.00	107,194.00					
AQ	54659	Intergulf Corporation	10/08/2018	1.00:1	46,147.00	9,229.00	18,468.00	18,450.00	18,450.00
	POLLUTION PREVENTION	The Respondent will contribute to Barbers Hill Independent School District's ("Barbers Hill ISD") Alternative Fueled Vehicle and Equipment Program. SEP monies will be used to retire current diesel-powered or gasoline powered vehicles and equipment and replace those vehicles and equipment with alternative-fueled vehicles and equipment; convert current vehicles and equipment to alternative-fueled equipment; or retrofit current gasoline or diesel-powered equipment.	18,450.00	18,450.00					
AQ	55956	NuStar Logistics, L.P.	04/26/2019	1.00:1	9,638.00	1,927.00	3,856.00	3,855.00	3,855.00
	POLLUTION PREVENTION	The Performing Party shall provide reimbursement to schools, school districts, or school bus operators that retrofit, repower, or replace older school buses with newer model year buses or cleaner technology.	3,855.00	3,855.00					
AQ	55772	Union Tank Car Company	11/13/2018	1.00:1	1,900.00	380.00	760.00	760.00	760.00
	POLLUTION PREVENTION	The contribution will be to Texas PTA for the Clean School Bus Program in Texas Air Quality Control Region as set forth in an agreement between the Third-Party Recipient and the TCEQ. Specifically, the contribution will be used to reimburse local school districts for the cost of the following activities to reduce emissions: 1) replacing older diesel buses with alternative fuelled or clean diesel buses; or 2) retrofitting older diesel buses with new, cleaner technology.	760.00	760.00					
AQ	55014	Southcross Processing LLC	01/17/2019	1.00:1	38,631.00	7,726.00	15,453.00	15,452.00	15,452.00
	POLLUTION PREVENTION	High Emission Vehicle Replacement Project - used to reimburse an eligible public entity for the total purchase price or five-year lease price of a standard base model alternative-fueled vehicle that will replace an eligible older, diesel-fueled vehicle that the public entity has decommissioned and removed from its fleet.	15,452.00	15,452.00					
AQ	55915	GB Biosciences LLC	03/29/2019	1.00:1	5,040.00	0.00	2,520.00	2,520.00	2,520.00
	POLLUTION PREVENTION	SEP funds will be used to supplement existing operation of a network of ambient air monitoring stations that continuously measure and record concentrations of ambient air pollutants. Specifically, SEP Funds will be used to operate, maintain, and potentially expand portions of the existing ambient air quality monitoring network in the Houston area in order to continue to provide information on data quality and trends to the public, TCEQ, and industry representatives.	2,520.00	2,520.00					
AQ	55256	Eastman Chemical Texas City, Inc.	02/04/2019	1.00:1	43,025.00	0.00	21,513.00	21,512.00	21,512.00
	POLLUTION PREVENTION	TCISD Alternate Fuel School Bus Program - shall use SEP Funds to purchase lower-emission propane fueled school buses that are model year 2010 or newer buses to replace buses currently in the fleet that are model year 2006 or older buses. The older buses will then be decommissioned, thus permanently removing them from the roads. SEP Funds shall only be used for the purchase of a base model propane fueled Replacement Bus. TCISD shall own and operate the Replacement Buses.	21,512.00	21,512.00					
AQ	55326	Exxon Mobil Corporation	10/08/2018	1.00:1	11,625.00	2,325.00	4,650.00	4,650.00	4,650.00

\* There are Multiple Respondent Names associated to this Case No.



## Appendix 4: List of SEPs & SEP Projects - FY 2019

### Single Program

	POLLUTION PREVENTION	SEP funds will be used to supplement existing operation of a network of ambient air monitoring stations that continuously measure and record concentrations of ambient air pollutants. Specifically, SEP Funds will be used to operate, maintain, and potentially expand portions of the existing ambient air quality monitoring network in the Houston area in order to continue to provide information on data quality and trends to the public, TCEQ, and industry representatives.	4,650.00	4,650.00					
AQ	55804	PHILLIPS 66 COMPANY	03/29/2019	1.00:1	26,252.00	5,250.00	10,501.00	10,501.00	10,501.00
	POLLUTION PREVENTION	The contribution will be used in accordance with the Supplemental Environmental Project Agreement between the Borger Independent School District and the Texas Commission on Environmental Quality. The school district, through an asbestos certified contractor, will remove asbestos from Central Elementary, the Borger High School Auditorium, and the Gateway Elementary.	10,501.00	10,501.00					
AQ	54665	Total Petrochemicals & Refining USA, Inc.	11/05/2018	1.00:1	42,151.00	8,430.00	16,861.00	16,860.00	16,860.00
	POLLUTION PREVENTION	The contribution will be used in accordance with the Supplemental Environmental Project Agreement between the Houston-Galveston AERCO and the Texas Commission on Environmental Quality. SEP monies will be used to pay for the cost of replacing older diesel buses with alternative fueled or clean diesel buses.	16,860.00	16,860.00					
AQ	51008	DCP Operating Company, LP	03/29/2019	1.00:1	29,692.00	5,938.00	11,877.00	11,877.00	11,877.00
	POLLUTION PREVENTION	AutoCheck is a remote vehicle emission sensing system that identifies polluting vehicles and informs the vehicle operators about the health of their vehicle via a large electronic sign.	11,877.00	11,877.00					
AQ	56246	Sekisui Specialty Chemicals America, LLC	04/23/2019	1.00:1	5,476.00	1,095.00	2,191.00	2,190.00	2,190.00
	POLLUTION PREVENTION	Performing Party shall use SEP Funds to perform energy efficiency upgrades on public buildings and infrastructure. Specifically, SEP Funds may only be used for: 1) the cost of conducting energy efficiency audits; 2) the incremental cost for construction or implementation of energy-efficiency upgrades (versus the cost of non-energy efficiency upgrades); 3) the incremental cost of purchase of more energy-efficient equipment or appliances (versus the cost of purchasing non-energy efficient equipment or appliances); or 4) other direct costs authorized in advance by TCEQ.	2,190.00	2,190.00					
AQ	55654	ETC Field Services LLC	08/05/2019	1.00:1	7,500.00	0.00	3,750.00	3,750.00	3,750.00
	POLLUTION PREVENTION	Project will fuse funds to aid local school districts, area transit agencies, and local governments in need of funding assistance to pay for the cost of the following activities to reduce emissions: 1) replacing older diesel buses with alternative fueled or clean diesel buses; or 2) retrofitting older diesel buses with new cleaner technology. RC&D shall disburse funds to school districts, area transit agencies, or local governments on a needs-rated basis, using non-attainment area status, condition of buses, or economic status of recipient as possible rating factors if competition for funds exists.	3,750.00	3,750.00					
AQ	54637	PHILLIPS 66 COMPANY	08/19/2019	1.00:1	55,848.00	11,169.00	22,340.00	22,339.00	22,339.00
	POLLUTION PREVENTION	Clean School Bus Project - Third-Party Administrator operates a fleet of school buses. Some of these buses are older and emit harmful air pollution.	22,339.00	22,339.00					
AQ	55540	General Dynamics Ordnance and Tactical Systems, Inc.	11/05/2018	1.00:1	15,938.00	3,187.00	6,376.00	6,375.00	6,375.00
	POLLUTION PREVENTION	The contribution will be to Texas PTA for the Clean School Bus Program in Texas Air Quality Control Region as set forth in an agreement between the Third-Party Recipient and the TCEQ. Specifically, the contribution will be used to reimburse local school districts for the cost of the following activities to reduce emissions: 1) replacing older diesel buses with alternative fueled or clean diesel buses; or 2) retrofitting older diesel buses with new, cleaner technology.	6,375.00	6,375.00					
AQ	54638	Equistar Chemicals, LP	10/08/2018	1.00:1	64,575.00	0.00	32,325.00	32,250.00	32,250.00

\* There are Multiple Respondent Names associated to this Case No.

## Appendix 4: List of SEPs & SEP Projects - FY 2019

### Single Program

	POLLUTION PREVENTION	The Respondent will contribute to Barbers Hill Independent School District's ("Barbers Hill ISD") Alternative Fueled Vehicle and Equipment Program. SEP monies will be used to retire current diesel-powered or gasoline powered vehicles and equipment and replace those vehicles and equipment with alternative-fueled vehicles and equipment; convert current vehicles and equipment to alternative-fueled equipment; or retrofit current gasoline or diesel-powered equipment.	32,250.00	32,250.00					
AQ	56699	Texmark Chemicals, Inc.	07/09/2019	1.00:1	7,201.00	1,440.00	2,881.00	2,880.00	2,880.00
	POLLUTION PREVENTION	Performing Party shall use SEP Funds to perform energy efficiency upgrades on public buildings and infrastructure.	2,880.00	2,880.00					
AQ	55477	Exxon Mobil Corporation	09/25/2018	1.00:1	5,812.00	1,162.00	2,325.00	2,325.00	2,325.00
	POLLUTION PREVENTION	SEP funds will be used to supplement existing operation of a network of ambient air monitoring stations that continuously measure and record concentrations of ambient air pollutants.	2,325.00	2,325.00					
AQ	55351	Gulf Coast Authority	02/26/2019	1.00:1	4,950.00	990.00	0.00	3,960.00	3,960.00
	POLLUTION PREVENTION	TCISD Alternative Fuel School Bus Program - shall use SEP Funds to purchase lower-emission propane fueled school buses that are model year 2010 or newer buses to replace buses currently in the fleet that are model year 2006 or older buses.	3,960.00	3,960.00					
AQ	55972	TPC Group LLC	04/23/2019	1.00:1	7,500.00	1,500.00	3,000.00	3,000.00	3,000.00
	POLLUTION PREVENTION	SEP funds will be used by the Third-Party Administrator to purchase equipment (such as automated canister samplers), hardware, software, and licenses to enable the monitoring, and for the cost of operating, maintaining, and periodically upgrading or adding to these air monitoring stations along with ancillary equipment approved by TCEQ.	3,000.00	3,000.00					
AQ	55291	Chevron Phillips Chemical Company LP	05/23/2019	1.00:1	11,475.00	0.00	5,738.00	5,737.00	5,737.00
	POLLUTION PREVENTION	SEP funds will be used to supplement existing operation of a network of ambient air monitoring stations that continuously measure and record concentrations of ambient air pollutants. Specifically, SEP Funds will be used to operate, maintain, and potentially expand portions of the existing ambient air quality monitoring network in the Houston area in order to continue to provide information on data quality and trends to the public, TCEQ, and industry representatives.	5,737.00	5,737.00					
AQ	56263	Lone Star NGL Fractionators LLC	08/05/2019	1.00:1	144,637.00	28,927.00	57,855.00	57,855.00	57,855.00
	POLLUTION PREVENTION	Clean School Bus Project - Third-Party Administrator operates a fleet of school buses. Some of these buses are older and emit harmful air pollution. Third-Party Administrator shall use SEP Funds to purchase a lower-emission school bus that is model year 2010 or newer ("Replacement Bus") to replace a bus that is model year 1995 ("Older Bus"), thus removing the Older Bus from the roads.	57,855.00	57,855.00					
AQ	56102	Equistar Chemicals, LP	01/15/2019	1.00:1	4,688.00	937.00	1,876.00	1,875.00	1,875.00
	POLLUTION PREVENTION	The contribution will be used in accordance with the Supplemental Environmental Project Agreement between the Houston-Galveston AERCO and the Texas Commission on Environmental Quality. SEP monies will be used to pay for the cost of replacing older diesel buses with alternative fueled or clean diesel buses.	1,875.00	1,875.00					
AQ	53682	Cogent Midstream Westex, LLC	07/11/2019	1.00:1	8,250.00	0.00	4,125.00	4,125.00	4,125.00
	POLLUTION REDUCTION	CONTRIBUTION TO RC&D FOR BUS PROJECT	4,125.00	4,125.00					
AQ	56047	Frio LaSalle Pipeline, LP	01/15/2019	1.00:1	3,750.00	750.00	1,500.00	1,500.00	1,500.00

\* There are Multiple Respondent Names associated to this Case No.

## Appendix 4: List of SEPs & SEP Projects - FY 2019

### Single Program

	POLLUTION PREVENTION	The contribution will be to Texas PTA for the Clean School Bus Program in Texas Air Quality Control Region as set forth in an agreement between the Third-Party Recipient and the TCEQ. Specifically, the contribution will be used to reimburse local school districts for the cost of the following activities to reduce emissions: 1) replacing older diesel buses with alternative fuelled or clean diesel buses; or 2) retrofitting older diesel buses with new, cleaner technology.	1,500.00	1,500.00					
AQ	55615	McMahon Contracting, L.P.	12/12/2018	1.00:1	13,020.00	2,604.00	5,208.00	5,208.00	5,208.00
	POLLUTION PREVENTION	The contribution will be to Texas PTA for the Clean School Bus Program in Texas Air Quality Control Region as set forth in an agreement between the Third-Party Recipient and the TCEQ. Specifically, the contribution will be used to reimburse local school districts for the cost of the following activities to reduce emissions: 1) replacing older diesel buses with alternative fuelled or clean diesel buses; or 2) retrofitting older diesel buses with new, cleaner technology.	5,208.00	5,208.00					
AQ	53776	OXY USA WTP LP	01/17/2019	1.00:1	62,937.00	0.00	31,469.00	31,468.00	31,468.00
	POLLUTION REDUCTION	BUS REPLACEMENT PROJECT	31,468.00	31,468.00					
AQ	56053	Equistar Chemicals, LP	05/13/2019	1.00:1	13,125.00	2,625.00	5,250.00	5,250.00	5,250.00
	POLLUTION PREVENTION	Performing Party shall use SEP Funds to perform energy efficiency upgrades on public buildings and infrastructure. Specifically, SEP Funds may only be used for: 1) the cost of conducting energy efficiency audits; 2) the incremental cost for construction or implementation of energy-efficiency upgrades (versus the cost of non-energy efficiency upgrades); 3) the incremental cost of purchase of more energy-efficient equipment or appliances (versus the cost of purchasing non-energy efficient equipment or appliances); or 4) other direct costs authorized in advance by TCEQ.	5,250.00	5,250.00					
AQ	54614	Chevron Phillips Chemical Company LP	09/26/2018	1.00:1	36,000.00	0.00	18,000.00	18,000.00	18,000.00
	POLLUTION PREVENTION	SEP funds will be used to supplement existing operation of a network of ambient air monitoring stations that continuously measure and record concentrations of ambient air pollutants. Specifically, SEP Funds will be used to operate, maintain, and potentially expand portions of the existing ambient air quality monitoring network in the Houston area in order to continue to provide information on data quality and trends to the public, TCEQ, and industry representatives.	18,000.00	18,000.00					
AQ	56410	Equistar Chemicals, LP	06/04/2019	1.00:1	6,563.00	1,312.00	2,626.00	2,625.00	2,625.00
	POLLUTION PREVENTION	Performing Party shall use SEP Funds to perform energy efficiency upgrades on public buildings and infrastructure.	2,625.00	2,625.00					
AQ	54760	Covestro LLC	12/12/2018	1.00:1	63,937.00	12,787.00	25,575.00	25,575.00	25,575.00
	POLLUTION PREVENTION	SEP funds will be used to supplement existing operation of a network of ambient air monitoring stations that continuously measure and record concentrations of ambient air pollutants.	20,575.00	20,575.00					
	POLLUTION PREVENTION	Performing Party shall use SEP Funds to perform energy efficiency upgrades on public buildings and infrastructure.	5,000.00	5,000.00					
AQ	54964	Air Liquide Large Industries U.S. LP	12/12/2018	1.00:1	80,437.00	0.00	40,219.00	40,218.00	40,218.00
	POLLUTION PREVENTION	The contribution will be used in accordance with the Supplemental Environmental Project Agreement between the Houston-Galveston AERCO and the Texas Commission on Environmental Quality. SEP monies will be used to pay for the cost of replacing older diesel buses with alternative fuelled or clean diesel buses.	40,218.00	40,218.00					
AQ	53306	DCP Operating Company, LP	04/26/2019	1.00:1	9,000.00	1,800.00	3,600.00	3,600.00	3,600.00
	POLLUTION PREVENTION	The contribution will be used in accordance with the Supplemental Environmental Project Agreement between the Borger Independent School District and the Texas Commission on Environmental Quality. The school district, through an asbestos certified contractor, will remove asbestos from Central Elementary, the Borger High School Auditorium, and the Gateway Elementary.	3,600.00	3,600.00					

\* There are Multiple Respondent Names associated to this Case No.

## Appendix 4: List of SEPs & SEP Projects - FY 2019

### Single Program

AQ	56660	Enterprise Refined Products Company LLC	05/07/2019	1.00:1	2,438.00	487.00	976.00	975.00	975.00
		POLLUTION PREVENTION	The contribution will be used in accordance with the Supplemental Environmental Project Agreement between the Houston-Galveston AERCO and the Texas Commission on Environmental Quality. SEP monies will be used to pay for the cost of replacing older diesel buses with alternative fueled or clean diesel buses.					975.00	975.00
AQ	56132	Shintech Incorporated	07/01/2019	1.00:1	52,263.00	10,452.00	20,906.00	20,905.00	20,905.00
		POLLUTION PREVENTION	The contribution will be used in accordance with the Supplemental Environmental Project Agreement between the Houston-Galveston AERCO and the Texas Commission on Environmental Quality. SEP monies will be used to pay for the cost of replacing older diesel buses with alternative fueled or clean diesel buses.					20,905.00	20,905.00
AQ	55295	Exxon Mobil Corporation	04/26/2019	1.00:1	70,745.00	14,149.00	28,298.00	28,298.00	28,298.00
		POLLUTION PREVENTION	Performing Party shall use SEP Funds to perform energy efficiency upgrades on public buildings and infrastructure.					28,298.00	28,298.00
AQ	54959	Total Petrochemicals & Refining USA, Inc.	09/26/2018	1.00:1	60,000.00	0.00	30,000.00	30,000.00	30,000.00
		POLLUTION PREVENTION	Conduct home energy audits and to assist low income residents in the West Port Arthur area in improving their homes' energy efficiency such as by caulking, weatherizing, insulating, and replacing heating and cooling systems and major appliances with new, energy efficient equipment.					30,000.00	30,000.00
AQ	54087	Oxy Vinyls, LP	03/01/2019	1.00:1	8,288.00	1,657.00	3,316.00	3,315.00	3,315.00
		POLLUTION PREVENTION	The contribution will be used in accordance with the Supplemental Environmental Project Agreement between the Houston-Galveston AERCO and the Texas Commission on Environmental Quality. SEP monies will be used to pay for the cost of replacing older diesel buses with alternative fueled or clean diesel buses.					3,315.00	3,315.00
AQ	55374	McCarty Road Landfill TX, LP	10/08/2018	1.00:1	32,660.00	6,532.00	13,064.00	13,064.00	13,064.00
		POLLUTION PREVENTION	The contribution will be used in accordance with the Supplemental Environmental Project Agreement between the Houston-Galveston AERCO and the Texas Commission on Environmental Quality. SEP monies will be used to pay for the cost of replacing older diesel buses with alternative fueled or clean diesel buses.					13,064.00	13,064.00
AQ	56751	Stolthaven Houston, Inc.	08/19/2019	1.00:1	11,475.00	2,295.00	4,590.00	4,590.00	4,590.00
		POLLUTION PREVENTION	Performing Party shall use SEP Funds to perform energy efficiency upgrades on public buildings and infrastructure.					4,590.00	4,590.00
AQ	54894	PHILLIPS 66 COMPANY	09/07/2018	1.00:1	14,250.00	2,850.00	5,700.00	5,700.00	5,700.00
		POLLUTION PREVENTION	The contribution will be to Texas PTA for the Clean School Bus Program in Texas Air Quality Control Region as set forth in an agreement between the Third-Party Recipient and the TCEQ					5,700.00	5,700.00
AQ	55188	Shell Oil Company	05/23/2019	1.00:1	14,063.00	0.00	7,032.00	7,031.00	7,031.00
		POLLUTION PREVENTION	SEP funds will be used to supplement existing operation of a network of ambient air monitoring stations that continuously measure and record concentrations of ambient air pollutants. Specifically, SEP Funds will be used to operate, maintain, and potentially expand portions of the existing ambient air quality monitoring network in the Houston area in order to continue to provide information on data quality and trends to the public, TCEQ, and industry representatives.					7,031.00	7,031.00
AQ	56545	Gulf South Pipeline Company	08/05/2019	1.00:1	11,250.00	2,250.00	4,500.00	4,500.00	4,500.00
		POLLUTION PREVENTION	TCISD Alternative Fuel School Bus Program - shall use SEP Funds to purchase lower-emission propane fueled school buses that are model year 2010 or newer buses to replace buses currently in the fleet that are model year 2006 or older buses.					4,500.00	4,500.00
AQ	54643	Formosa Plastics Corporation, Texas	09/26/2018	1.00:1	20,126.00	4,025.00	8,051.00	8,050.00	8,050.00

\* There are Multiple Respondent Names associated to this Case No.

## Appendix 4: List of SEPs & SEP Projects - FY 2019

### Single Program

	POLLUTION PREVENTION	The contribution will be to Texas PTA for the Clean School Bus Program in Texas Air Quality Control Region as set forth in an agreement between the Third-Party Recipient and the TCEQ. Specifically, the contribution will be used to reimburse local school districts for the cost of the following activities to reduce emissions: 1) replacing older diesel buses with alternative fuelled or clean diesel buses; or 2) retrofitting older diesel buses with new, cleaner technology. The SEP will be done in accordance with all federal, state and local environmental laws and regulations	8,050.00	8,050.00					
AQ	55666	ACME BRICK COMPANY	03/01/2019	1.00:1	15,000.00	3,000.00	6,000.00	6,000.00	6,000.00
	POLLUTION PREVENTION	High Emission Vehicle Replacement Project - used to reimburse an eligible public entity for the total purchase price or five-year lease price of a standard base model alternative-fueled vehicle that will replace an eligible older, diesel-fueled vehicle that the public entity has decommissioned and removed from its fleet.					6,000.00	6,000.00	
AQ	55814	Flint Hills Resources Port Arthur, LLC	02/12/2019	1.00:1	7,125.00	1,425.00	2,850.00	2,850.00	2,850.00
	POLLUTION PREVENTION	Conduct home energy audits and to assist low income residents in the West Port Arthur area in improving their homes' energy efficiency such as by caulking, weatherizing, insulating, and replacing heating and cooling systems and major appliances with new, energy efficient equipment.					2,850.00	2,850.00	
AQ	55787	E. I. du Pont de Nemours and Company	03/29/2019	1.00:1	13,125.00	2,625.00	5,250.00	5,250.00	5,250.00
	POLLUTION PREVENTION	SEP funds will be used by the Third-Party Administrator to purchase equipment (such as automated canister samplers), hardware, software, and licenses to enable the monitoring, and for the cost of operating, maintaining, and periodically upgrading or adding to these air monitoring stations along with ancillary equipment approved by TCEQ.					5,250.00	5,250.00	
AQ	56257	BASF TOTAL Petrochemicals LLC	08/05/2019	1.00:1	15,000.00	3,000.00	6,000.00	6,000.00	6,000.00
	POLLUTION PREVENTION	Conduct home energy audits and to assist low income residents in the West Port Arthur area in improving their homes' energy efficiency such as by caulking, weatherizing, insulating, and replacing heating and cooling systems and major appliances with new, energy efficient equipment.					6,000.00	6,000.00	
AQ	55111	DCP Operating Company, LP	02/19/2019	1.00:1	50,375.00	0.00	25,188.00	25,187.00	25,187.00
	POLLUTION PREVENTION	The contribution will be used in accordance with the Supplemental Environmental Project Agreement between the Borger Independent School District and the Texas Commission on Environmental Quality. The school district, through an asbestos certified contractor, will remove asbestos from Central Elementary, the Borger High School Auditorium, and the Gateway Elementary.					25,187.00	25,187.00	
AQ	52975	Blanchard Refining Company LLC	08/05/2019	1.00:1	14,250.00	2,850.00	5,700.00	5,700.00	5,700.00
	POLLUTION PREVENTION	SEP funds will be used to supplement existing operation of a network of ambient air monitoring stations that continuously measure and record concentrations of ambient air pollutants. Specifically, SEP Funds will be used to operate, maintain, and potentially expand portions of the existing ambient air quality monitoring network in the Houston area in order to continue to provide information on data quality and trends to the public, TCEQ, and industry representatives.					5,700.00	5,700.00	
AQ	54821	DCP Operating Company, LP	09/26/2018	1.00:1	20,581.00	4,116.00	8,233.00	8,232.00	8,232.00
	POLLUTION PREVENTION	AutoCheck is a remote vehicle emission sensing system that identifies polluting vehicles and informs the vehicle operators about the health of their vehicle via a large electronic sign. Once a vehicle is identified, qualified service stations perform repairs on identified polluting vehicles. Pre and post emissions tests are performed and tracked, and the service stations are reimbursed for their expenses.					8,232.00	8,232.00	
AQ	54960	Enterprise Products Operating LLC	10/24/2018	1.00:1	17,550.00	0.00	8,775.00	8,775.00	8,775.00

\* There are Multiple Respondent Names associated to this Case No.

## Appendix 4: List of SEPs & SEP Projects - FY 2019

### Single Program

	POLLUTION PREVENTION	Performing Party shall use SEP Funds to perform energy efficiency upgrades on public buildings and infrastructure. Specifically, SEP Funds may only be used for: 1) the cost of conducting energy efficiency audits; 2) the incremental cost for construction or implementation of energy-efficiency upgrades (versus the cost of non-energy efficiency upgrades); 3) the incremental cost of purchase of more energy-efficient equipment or appliances (versus the cost of purchasing non-energy efficient equipment or appliances); or 4) other direct costs authorized in advance by TCEQ.	8,775.00	8,775.00					
AQ	55313	Albemarle Corporation	08/19/2019	1.00:1	9,450.00	1,890.00	3,780.00	3,780.00	3,780.00
	POLLUTION PREVENTION	SEP funds will be used to supplement existing operation of a network of ambient air monitoring stations that continuously measure and record concentrations of ambient air pollutants.					3,780.00	3,780.00	
AQ	55153	Rohm And Haas Chemicals LLC	03/01/2019	1.00:1	9,300.00	1,860.00	3,720.00	3,720.00	3,720.00
	POLLUTION PREVENTION	SEP funds will be used to supplement existing operation of a network of ambient air monitoring stations that continuously measure and record concentrations of ambient air pollutants. Specifically, SEP Funds will be used to operate, maintain, and potentially expand portions of the existing ambient air quality monitoring network in the Houston area in order to continue to provide information on data quality and trends to the public, TCEQ, and industry representatives.					3,720.00	3,720.00	
AQ	56201	Gerdau Ameristeel US Inc.	07/01/2019	1.00:1	10,688.00	2,137.00	4,276.00	4,275.00	4,275.00
	POLLUTION PREVENTION	Conduct home energy audits and to assist low income residents in the West Port Arthur area in improving their homes' energy efficiency such as by caulking, weatherizing, insulating, and replacing heating and cooling systems and major appliances with new, energy efficient equipment.					4,275.00	4,275.00	
AQ	56235	Motiva Enterprises LLC	07/01/2019	1.00:1	32,813.00	0.00	16,407.00	16,406.00	16,406.00
	POLLUTION PREVENTION	Conduct home energy audits and to assist low income residents in the West Port Arthur area in improving their homes' energy efficiency such as by caulking, weatherizing, insulating, and replacing heating and cooling systems and major appliances with new, energy efficient equipment.					16,406.00	16,406.00	
AQ	52897	Nalco Company LLC	09/26/2018	1.00:1	8,663.00	1,732.00	3,466.00	3,465.00	3,465.00
	POLLUTION PREVENTION	TCISD Alternative Fuel School Bus Program - shall use SEP Funds to purchase lower-emission propane fueled school buses that are model year 2010 or newer buses to replace buses currently in the fleet that are model year 2006 or older buses. The Older Buses will then be decommissioned, thus permanently removing them from the roads. SEP Funds shall only be used for the purchase of a base model propane fueled Replacement Bus. TCISD shall own and operate each Replacement Bus for at least five years following the date of purchase.					3,465.00	3,465.00	
AQ	54832	LyondellBasell Acetyls, LLC	09/26/2018	1.00:1	8,176.00	1,635.00	3,271.00	3,270.00	3,270.00
	POLLUTION PREVENTION	Performing Party shall use SEP Funds to perform energy efficiency upgrades on public buildings and infrastructure. Specifically, SEP Funds may only be used for: 1) the cost of conducting energy efficiency audits; 2) the incremental cost for construction or implementation of energy-efficiency upgrades (versus the cost of non-energy efficiency upgrades); 3) the incremental cost of purchase of more energy-efficient equipment or appliances (versus the cost of purchasing non-energy efficient equipment or appliances); or 4) other direct costs authorized in advance by TCEQ.					3,270.00	3,270.00	
AQ	54879	SI Group, Inc.	12/12/2018	1.00:1	39,857.00	0.00	19,929.00	19,928.00	19,928.00
	POLLUTION PREVENTION	The Respondent will contribute to Barbers Hill Independent School District's ("Barbers Hill ISD") Alternative Fueled Vehicle and Equipment Program. SEP monies will be used to retire current diesel-powered or gasoline powered vehicles and equipment and replace those vehicles and equipment with alternative-fueled vehicles and equipment; convert current vehicles and equipment to alternative-fueled equipment; or retrofit current gasoline or diesel-powered equipment.					19,928.00	19,928.00	

\* There are Multiple Respondent Names associated to this Case No.

## Appendix 4: List of SEPs & SEP Projects - FY 2019

### Single Program

AQ	55828	Targa Downstream LLC	05/23/2019	1.00:1	50,375.00	0.00	25,188.00	25,187.00	25,187.00
		POLLUTION PREVENTION	Clean School Bus Project - Third-Party Administrator operates a fleet of school buses. Some of these buses are older and emit harmful air pollution. Third-Party Administrator shall use SEP Funds to purchase a lower-emission school bus that is model year 2010 or newer ("Replacement Bus") to replace a bus that is model year 1995 ("Older Bus"), thus removing the Older Bus from the roads.					25,187.00	25,187.00
AQ	53468	Exxon Mobil Corporation	09/26/2018	1.00:1	50,000.00	0.00	25,000.00	25,000.00	25,000.00
		POLLUTION PREVENTION	The contribution will be to Texas PTA for the Clean School Bus Program in Texas Air Quality Control Region as set forth in an agreement between the Third-Party Recipient and the TCEQ. Specifically, the contribution will be used to reimburse local school districts for the cost of the following activities to reduce emissions: 1) replacing older diesel buses with alternative fuelled or clean diesel buses; or 2) retrofitting older diesel buses with new, cleaner technology. The SEP will be done in accordance with all federal, state and local environmental laws and regulations					25,000.00	25,000.00
AQ	55561	DCP Operating Company, LP	03/01/2019	1.00:1	76,472.00	0.00	38,236.00	38,236.00	38,236.00
		POLLUTION PREVENTION	The contribution will be used in accordance with the Supplemental Environmental Project Agreement between the Borger Independent School District and the Texas Commission on Environmental Quality. The school district, through an asbestos certified contractor, will remove asbestos from Central Elementary, the Borger High School Auditorium, and the Gateway Elementary.					38,236.00	38,236.00
AQ	55618	Pioneer Natural Resources USA, Inc.	10/23/2018	1.00:1	4,618.00	923.00	1,848.00	1,847.00	1,847.00
		POLLUTION PREVENTION	Project will fuse funds to aid local school districts, area transit agencies, and local governments in need of funding assistance to pay for the cost of the following activities to reduce emissions: 1) replacing older diesel buses with alternative fuelled or clean diesel buses; or 2) retrofitting older diesel buses with new cleaner technology.					1,847.00	1,847.00
AQ	54933	Motiva Enterprises LLC	10/08/2018	1.00:1	157,500.00	31,500.00	63,000.00	63,000.00	63,000.00
		POLLUTION PREVENTION	SEP funds will be used by the Third-Party Administrator to purchase equipment (such as automated canister samplers), hardware, software, and licenses to enable the monitoring, and for the cost of operating, maintaining, and periodically upgrading or adding to these air monitoring stations along with ancillary equipment approved by TCEQ.					63,000.00	63,000.00
AQ	56092	BP Amoco Chemical Company	01/15/2019	1.00:1	4,650.00	930.00	1,860.00	1,860.00	1,860.00
		POLLUTION PREVENTION	TCISD Alternative Fuel School Bus Program - shall use SEP Funds to purchase lower-emission propane fueled school buses that are model year 2010 or newer buses to replace buses currently in the fleet that are model year 2006 or older buses.					1,860.00	1,860.00
AQ	54293	Nalco Company LLC	04/26/2019	1.00:1	34,425.00	6,885.00	13,770.00	13,770.00	13,770.00
		POLLUTION PREVENTION	TCISD Alternative Fuel School Bus Program - shall use SEP Funds to purchase lower-emission propane fueled school buses that are model year 2010 or newer buses to replace buses currently in the fleet that are model year 2006 or older buses.					13,770.00	13,770.00
AQ	55478	BASF Corporation	05/23/2019	1.00:1	26,250.00	5,250.00	10,500.00	10,500.00	10,500.00
		POLLUTION PREVENTION	The contribution will be used in accordance with the Supplemental Environmental Project Agreement between the Houston-Galveston AERCO and the Texas Commission on Environmental Quality. SEP monies will be used to pay for the cost of replacing older diesel buses with alternative fuelled or clean diesel buses.					10,500.00	10,500.00
AQ	56310	Texas Materials Group, Inc.	07/01/2019	1.00:1	3,750.00	0.00	1,875.00	1,875.00	1,875.00
		POLLUTION PREVENTION	The Performing Party shall provide reimbursement to schools, school districts, or school bus operators that retrofit, repower, or replace older school buses with newer model year buses or cleaner technology.					1,875.00	1,875.00

\* There are Multiple Respondent Names associated to this Case No.

## Appendix 4: List of SEPs & SEP Projects - FY 2019

### Single Program

AQ	55773	Blue Cube Operations LLC	11/13/2018	1.00:1	2,438.00	487.00	976.00	975.00	975.00
		POLLUTION PREVENTION	RC&D will coordinate with local city and county government officials to clean-up sites where tires have been disposed of illegally. Contributions will be used to clean up illegal tire sites. Eligible sites will be limited to areas where a responsible party can not be identified and where there is no preexisting obligation to clean up the site by the owner or government. SEP monies will be used for the direct cost of collection and disposal of debris and tires.					975.00	975.00
AQ	57022	Oxbow Calcining LLC	08/19/2019	1.00:1	39,000.00	7,800.00	15,600.00	15,600.00	15,600.00
		POLLUTION PREVENTION	conduct home energy audits and to assist low income residents in the West Port Arthur area in improving their homes' energy efficiency such as by caulking, weatherizing, insulating, and replacing heating and cooling systems and major appliances with new, energy efficient equipment.					15,600.00	15,600.00
AQ	52314	Chevron Phillips Chemical Company LP	02/19/2019	1.00:1	310,500.00	62,100.00	124,200.00	124,200.00	124,200.00
		POLLUTION PREVENTION	The contribution will be used in accordance with the Supplemental Environmental Project Agreement between the Houston-Galveston AERCO and the Texas Commission on Environmental Quality. SEP monies will be used to pay for the cost of replacing older diesel buses with alternative fueled or clean diesel buses.					124,200.00	124,200.00
AQ	55722	TPC Group LLC	03/01/2019	1.00:1	13,688.00	2,737.00	5,476.00	5,475.00	5,475.00
		POLLUTION PREVENTION	SEP funds will be used by the Third-Party Administrator to purchase equipment (such as automated canister samplers), hardware, software, and licenses to enable the monitoring, and for the cost of operating, maintaining, and periodically upgrading or adding to these air monitoring stations along with ancillary equipment approved by TCEQ.					5,475.00	5,475.00
AQ	56151	ExxonMobil Oil Corporation	04/09/2019	1.00:1	5,513.00	1,102.00	2,206.00	2,205.00	2,205.00
		POLLUTION PREVENTION	SEP funds will be used by the Third-Party Administrator to purchase equipment (such as automated canister samplers), hardware, software, and licenses to enable the monitoring, and for the cost of operating, maintaining, and periodically upgrading or adding to these air monitoring stations along with ancillary equipment approved by TCEQ.					2,205.00	2,205.00
AQ	55077	Chevron Phillips Chemical Company LP	09/26/2018	1.00:1	150,000.00	30,000.00	60,000.00	60,000.00	60,000.00
		POLLUTION PREVENTION	SEP funds will be used to supplement existing operation of a network of ambient air monitoring stations that continuously measure and record concentrations of ambient air pollutants. Specifically, SEP Funds will be used to operate, maintain, and potentially expand portions of the existing ambient air quality monitoring network in the Houston area in order to continue to provide information on data quality and trends to the public, TCEQ, and industry representatives.					30,000.00	30,000.00
		POLLUTION PREVENTION	Performing Party shall use SEP Funds to perform energy efficiency upgrades on public buildings and infrastructure. Specifically, SEP Funds may only be used for: 1) the cost of conducting energy efficiency audits; 2) the incremental cost for construction or implementation of energy-efficiency upgrades					30,000.00	30,000.00
IHWHL	56138	Diamond Shamrock Refining Company, L.P.	07/11/2019	1.00:1	43,050.00	8,610.00	17,220.00	17,220.00	17,220.00
		POLLUTION PREVENTION	RC&D will coordinate with local city and county government officials to clean-up sites where tires have been disposed of illegally. Contributions will be used to clean up illegal tire sites. Eligible sites will be limited to areas where a responsible party can not be identified and where there is no preexisting obligation to clean up the site by the owner or government. SEP monies will be used for the direct cost of collection and disposal of debris and tires.					17,220.00	17,220.00
PST	55004	Montgomery County	10/08/2018	1.00:1	21,600.00	0.00	0.00	21,600.00	21,600.00
		POLLUTION PREVENTION	UST Removal and Closure					21,600.00	21,600.00

\* There are Multiple Respondent Names associated to this Case No.



## Appendix 4: List of SEPs & SEP Projects - FY 2019

### Single Program

PST	55788	Columbia Sussex Management, LLC	05/21/2019	1.00:1	3,751.00	750.00	1,501.00	1,500.00	1,500.00
		POLLUTION PREVENTION	RC&D will coordinate with local city and county government officials to clean-up sites where tires have been disposed of illegally. Contributions will be used to clean up illegal tire sites. Eligible sites will be limited to areas where a responsible party can not be identified and where there is no preexisting obligation to clean up the site by the owner or government. SEP monies will be used for the direct cost of collection and disposal of debris and tires.					1,500.00	1,500.00
PST	54761	Ryder Truck Rental, Inc.	12/12/2018	1.00:1	37,125.00	7,425.00	14,850.00	14,850.00	14,850.00
		POLLUTION PREVENTION	Contributions will be used to pay for labor and materials costs associated with implementing the Marsh Mania Project, which include restoring shoreline elevations, growing plants for shoreline restoration, and planting new habitat. Historic subsidence and erosion have resulted in shoreline elevations which are too low to support vegetation. This project will seek to raise elevations by scraping and terracing.					14,850.00	14,850.00
PST	55995	University of North Texas	05/23/2019	1.00:1	7,688.00	1,537.00	0.00	6,151.00	6,151.00
		POLLUTION PREVENTION	Water-Level Recorder Data in Every Texas County - This Project will extend the Texas Water Development Board's existing groundwater level monitoring network by funding the installation and maintenance of automatic real-time groundwater level recorders in every Texas county. The data generated from the extended network will be made available to the public to provide awareness of the effects of drought on Texas' minor and major aquifers and assist in groundwater management planning at the local and statewide level.					6,151.00	6,151.00
PWS	54401	City of Dilley	02/26/2019	1.00:1	4,168.00	833.00	0.00	3,335.00	3,335.00
		POLLUTION REDUCTION	COMPLETED COMPLIANCE SEP PRIOR TO APPROVAL. OK TO PROCESS. TOTAL AMOUNT SPENT ON PROJECT \$9,016					3,335.00	3,335.00
PWS	55694	City of Beeville	07/09/2019	1.00:1	5,276.00	1,055.00	0.00	4,221.00	4,221.00
		POLLUTION REDUCTION	C-SEP; PURCHASE PORTABLE PARALLEL ANALYZER					4,221.00	4,221.00
PWS	54151	City Of Lockney	10/23/2018	1.00:1	2,100.00	420.00	0.00	1,680.00	1,680.00
		POLLUTION PREVENTION	RC&D will coordinate with local city and county government officials to clean-up sites where tires have been disposed of illegally. Contributions will be used to clean up illegal tire sites. Eligible sites will be limited to areas where a responsible party can not be identified and where there is no preexisting obligation to clean up the site by the owner or government. SEP monies will be used for the direct cost of collection and disposal of debris and tires.					1,680.00	1,680.00
PWS	55332	City Of Port Neches	02/12/2019	1.00:1	3,161.00	632.00	0.00	2,529.00	2,529.00
		POLLUTION PREVENTION	Project shall coordinate collection events for local residents to bring in household hazardous waste such as paint, thinners, pesticides, oil and gas, corrosive cleaners, and fertilizers for proper disposal. Where available, the projects may also offer electronics collection and recycling. SEP funds shall be used for collection, recycling and disposal.					2,529.00	2,529.00
PWS	55735	Meeker Municipal Water District	01/15/2019	1.00:1	2,014.00	402.00	0.00	1,612.00	1,612.00
		POLLUTION PREVENTION	The Big Thicket National Preserve is a heavily forested area in southeast Texas that spans approximately 105,684 acres. The Preserve ranges through 250 miles of waterways across seven east Texas counties (Hardin, Jefferson, Orange, Jasper, Liberty, Polk, and Tyler Counties). The Neches River forms the eastern boundary. The Preserve is one of the most biologically diverse ecosystems in the world. In 2001, the Preserve was named a Globally Important Birding Area.					1,612.00	1,612.00
PWS	54167	City of Beaumont	09/26/2018	1.00:1	12,893.00	0.00	0.00	12,893.00	12,893.00
		ENVIRONMENTAL RESTORATION	Habitat Restoration: Cattail Marsh Water Hyacinth Control					12,893.00	12,893.00
PWS	54984	City of Tyler	09/07/2018	1.00:1	1,350.00	0.00	0.00	1,350.00	1,350.00

\* There are Multiple Respondent Names associated to this Case No.

## Appendix 4: List of SEPs & SEP Projects - FY 2019

### Single Program

	POLLUTION PREVENTION	Project shall coordinate collection events for local residents to bring in household hazardous waste such as paint, thinners, pesticides, oil and gas, corrosive cleaners, and fertilizers for proper disposal. Where available, the projects may also offer electronics collection and recycling. SEP funds shall be used for collection, recycling and disposal.	1,350.00	1,350.00					
WQ	55225	City of Richardson	01/17/2019	1.00:1	5,625.00	0.00	0.00	5,625.00	5,625.00
	POLLUTION PREVENTION	Project will repair or replace failing water systems or on-site wastewater systems for low-income homeowners. SEP funds will be used to pay for the labor and material costs related to repairing or replacing the failing systems. The recipients will not be charged for the cost of replacing or repairing the failing system.	5,625.00	5,625.00					
WQ	55444	City of Kyle	08/05/2019	1.00:1	171,638.00	0.00	0.00	171,638.00	171,638.00
	POLLUTION PREVENTION	Expansion of Wastewater Treatment Facility	171,638.00	171,638.00					
WQ	54692	City of Alvord	02/19/2019	1.00:1	11,500.00	0.00	0.00	11,500.00	11,500.00
	POLLUTION PREVENTION	Lift Station Improvements	11,500.00	11,500.00					
WQ	56255	Weatherford U.S., L.P.	06/26/2019	1.00:1	6,187.00	1,237.00	2,475.00	2,475.00	2,475.00
	POLLUTION PREVENTION	Trash Bash is an annual event that entails the use of volunteers to clean up trash and pollutants from Galveston Bay and waterways in the San Jacinto watershed. The project has resulted in the removal of an average of 141.7 tons of trash and 729 abandoned tires annually from these waterways. SEP monies will pay for materials, supplies, disposal costs and transportation costs directly associated with the clean up of trash.	2,475.00	2,475.00					
WQ	56386	City of Stockdale	08/29/2019	1.00:1	8,750.00	1,750.00	0.00	7,000.00	7,000.00
	POLLUTION PREVENTION	WWTP Facultative Pond #1 Aeration	7,000.00	7,000.00					
WQ	54548	City of Kemp	11/16/2018	1.00:1	79,609.00	15,921.00	0.00	63,688.00	63,688.00
	POLLUTION PREVENTION	WWTP Improvements/Repairs-Collection System Inflow/Infiltration Investigation and Repair	63,688.00	63,688.00					
WQ	54191	City of Port Lavaca	05/23/2019	1.00:1	19,180.00	3,836.00	0.00	15,344.00	15,344.00
	ENVIRONMENTAL ENHANCEMENT	WWTP Improvements Repairs-Purchase and Install New Clarifier Parts	15,344.00	15,344.00					
WQ	56260	City of Rockdale	08/29/2019	1.00:1	95,550.00	19,110.00	0.00	76,440.00	76,440.00
	POLLUTION REDUCTION	C-SEP; SMOKE TESTING AND MANHOLE REPAIRS	76,440.00	76,440.00					
WQ	56238	Total Petrochemicals & Refining USA, Inc.	06/18/2019	1.00:1	37,500.00	7,500.00	15,000.00	15,000.00	15,000.00
	POLLUTION PREVENTION	The contribution will be to Jefferson County Government to be used for the Cheek Community First Time Sewer Service for Low Income Home Owners project. Specifically, SEP monies will be used to provide first time sewer service for low-income residential customers in the Candlelight and Martel Subdivisions (Cheek Community) located in the western area of Jefferson County.	15,000.00	15,000.00					
WQ	54791	City of Plainview	02/19/2019	1.00:1	17,376.00	3,475.00	0.00	13,901.00	13,901.00
	POLLUTION PREVENTION	Project shall coordinate collection events for local residents to bring in household hazardous waste such as paint, thinners, pesticides, oil and gas, corrosive cleaners, and fertilizers for proper disposal. Where available, the projects may also offer electronics collection and recycling. SEP funds shall be used for collection, recycling and disposal.	13,901.00	13,901.00					
WQ	56756	Praxair, Inc.	08/13/2019	1.00:1	3,000.00	600.00	1,200.00	1,200.00	1,200.00
	POLLUTION PREVENTION	Trash Bash is an annual event that entails the use of volunteers to clean up trash and pollutants from Galveston Bay and waterways in the San Jacinto watershed. The project has resulted in the removal of an average of 141.7 tons of trash and 729 abandoned tires annually from these waterways.	1,200.00	1,200.00					

\* There are Multiple Respondent Names associated to this Case No.

## Appendix 4: List of SEPs & SEP Projects - FY 2019

### Single Program

WQ	53289	City of Santa Rosa	05/23/2019	1.00:1	15,870.00	0.00	0.00	15,870.00	15,870.00	
		POLLUTION PREVENTION	WWTP Clarifier Repairs/Improvements						15,870.00	15,870.00
WQ	53755	City of Smithville	04/26/2019	1.00:1	24,477.00	4,895.00	0.00	19,582.00	19,582.00	
		POLLUTION REDUCTION	C-SEP: SMOKE TESTING AND MANHOLE INSPECTIONS						19,582.00	19,582.00
WQ	55338	City of Gunter	10/16/2018	1.00:1	4,125.00	825.00	0.00	3,300.00	3,300.00	
		POLLUTION PREVENTION	WWTP Chlorination Equipment						3,300.00	3,300.00
WQ	55345	City of Roxton	02/04/2019	1.00:1	7,750.00	1,550.00	0.00	6,200.00	6,200.00	
		POLLUTION REDUCTION	C-SEP; SMOKE TESTING						6,200.00	6,200.00
WQ	55670	City of Huxley	07/16/2019	1.00:1	5,081.00	1,016.00	0.00	4,065.00	4,065.00	
		POLLUTION PREVENTION	WWTP Settling Pond Improvements						4,065.00	4,065.00
WQ	54278	City of Seadrift	11/13/2018	1.00:1	2,500.00	500.00	0.00	2,000.00	2,000.00	
		POLLUTION PREVENTION	WWTP Sampling						2,000.00	2,000.00
WQ	55258	City of Celina	10/08/2018	1.00:1	37,500.00	0.00	0.00	37,500.00	37,500.00	
		POLLUTION PREVENTION	WWTP Improvements (lab equipment and 2 lift station pumps)						37,500.00	37,500.00
WQ	55786	City of Chillicothe	04/26/2019	1.00:1	9,375.00	1,875.00	0.00	7,500.00	7,500.00	
		POLLUTION PREVENTION	Lift Station Improvements/Repairs-Pump Replacement						7,500.00	7,500.00
WQ	55954	City of Moran	08/19/2019	1.00:1	9,100.00	1,820.00	0.00	7,280.00	7,280.00	
		POLLUTION PREVENTION	RC&D will coordinate with local city and county government officials to clean-up sites where tires have been disposed of illegally. Contributions will be used to clean up illegal tire sites. Eligible sites will be limited to areas where a responsible party can not be identified and where there is no preexisting obligation to clean up the site by the owner or government. SEP monies will be used for the direct cost of collection and disposal of debris and tires.						7,280.00	7,280.00
WQ	55798	City of Kenedy	04/26/2019	1.00:1	14,512.00	2,902.00	0.00	11,610.00	11,610.00	
		POLLUTION REDUCTION	COMPLIANCE SEP: FREENY LIFT STATION IMPROVEMENTS						11,610.00	11,610.00
WQ	56020	City of Austin	07/09/2019	1.00:1	3,937.00	787.00	0.00	3,150.00	3,150.00	
		POLLUTION PREVENTION	Project will repair or replace failing water systems or on-site wastewater systems for low-income homeowners. SEP funds will be used to pay for the labor and material costs related to repairing or replacing the failing systems. The recipients will not be charged for the cost of replacing or repairing the failing system.						3,150.00	3,150.00
WQ	54734	City of Pasadena	10/24/2018	1.00:1	13,875.00	0.00	0.00	13,875.00	13,875.00	
		POLLUTION PREVENTION	Contributions will be used in accordance with the Supplemental Environmental Project Agreement between the Armand Bayou Nature Center and the Texas Commission on Environmental Quality. The tallgrass prairie was once a common ecosystem in Texas and the United States.						13,875.00	13,875.00
WQ	53698	City of Dilley	07/01/2019	1.00:1	24,112.00	4,822.00	0.00	19,290.00	19,290.00	
		POLLUTION REDUCTION	C-SEP; FORCE MAIN DIVERSION PROJECT AT WWTP						19,290.00	19,290.00
WQ	55810	City of Austin	04/26/2019	1.00:1	11,250.00	0.00	0.00	11,250.00	11,250.00	

\* There are Multiple Respondent Names associated to this Case No.

## Appendix 4: List of SEPs & SEP Projects - FY 2019

### Single Program

	POLLUTION PREVENTION	The contribution will be used to remove invasive woody plants from at least 35 acres of the Barton Creek Greenbelt, a City of Austin-owned parkland preserve. Invasive species removal will allow the opportunity for restoring native hill country/canyon land flora and habitat to the Greenbelt. Removal of sun-blocking invasive species will allow native understory and grass restoration, reducing soil erosion and water pollution of the sensitive karst system.	11,250.00	11,250.00					
WQ	55292	City of Cotulla	09/07/2018	1.00:1	12,000.00	0.00	0.00	12,000.00	12,000.00
	POLLUTION PREVENTION	WWTP Improvements/Repairs						12,000.00	12,000.00
WQ	55691	City of Corpus Christi	08/29/2019	1.00:1	19,689.00	3,937.00	0.00	15,752.00	15,752.00
	POLLUTION PREVENTION	WWTP Improvement/Repair - CCTV Analysis of Damaged Pipe						15,752.00	15,752.00
WQ	55718	City of Hewitt	03/26/2019	1.00:1	3,375.00	675.00	0.00	2,700.00	2,700.00
	POLLUTION PREVENTION	This Project will extend the Texas Water Development Board's existing groundwater level monitoring network by funding the installation and maintenance of automatic real-time groundwater level recorders in every Texas county. The data generated from the extended network will be made available to the public to provide awareness of the effects of drought on Texas' minor and major aquifers and assist in groundwater management planning at the local and statewide level.						2,700.00	2,700.00
WQ	56153	City of Maypearl	06/04/2019	1.00:1	5,625.00	1,125.00	0.00	4,500.00	4,500.00
	POLLUTION REDUCTION	C-SEP; SMOKE TESTING AND CAMERA INSPECTION						4,500.00	4,500.00
WQ	54697	City of Cleburne	11/16/2018	1.00:1	5,625.00	0.00	0.00	5,625.00	5,625.00
	POLLUTION PREVENTION	RC&D will coordinate with local city and county government officials to clean-up sites where tires have been disposed of illegally. Contributions will be used to clean up illegal tire sites. Eligible sites will be limited to areas where a responsible party can not be identified and where there is no preexisting obligation to clean up the site by the owner or government. SEP monies will be used for the direct cost of collection and disposal of debris and tires.						5,625.00	5,625.00
WQ	51139	City of Rosebud	02/04/2019	1.00:1	30,501.00	6,100.00	0.00	24,401.00	24,401.00
	POLLUTION PREVENTION	New Chlorine Analyzer, Smoke Testing, and Repairs						24,401.00	24,401.00
WQ	56289	City of San Benito	04/26/2019	1.00:1	113,600.00	0.00	0.00	113,600.00	113,600.00
	POLLUTION REDUCTION	C-SEP; WWTP IMPROVEMENTS; STAIR SCREEN, AMMONIA PROBES, CONTROLLERS, PH PROBES						113,600.00	113,600.00
WQ	55823	Kaufman County Fresh Water Supply District No 1A	03/29/2019	1.00:1	29,000.00	0.00	0.00	29,000.00	29,000.00
	POLLUTION PREVENTION	Lift Station Improvements/Repairs-Purchase of 3 Lift Station Pumps						29,000.00	29,000.00
WQ	55236	City of Archer City	01/17/2019	1.00:1	57,812.00	0.00	0.00	57,812.00	57,812.00
	POLLUTION PREVENTION	WWTP Maintenance (remove silt, sludge, and cattails from lagoon system)						57,812.00	57,812.00
WQ	54660	City of Hillsboro	12/12/2018	1.00:1	35,050.00	7,010.00	0.00	28,040.00	28,040.00
	POLLUTION PREVENTION	WWTP Improvements/Repairs-Aerator Repairs and New Disinfection System						28,040.00	28,040.00
WQ	54409	City of Weslaco	11/05/2018	1.00:1	6,375.00	0.00	0.00	6,375.00	6,375.00
	POLLUTION PREVENTION	Lift Station Improvements/Repairs: Purchase and Install New Control Panel						6,375.00	6,375.00
WQ	54691	Chevron Phillips Chemical Company LP	10/08/2018	1.00:1	9,675.00	1,935.00	3,870.00	3,870.00	3,870.00

\* There are Multiple Respondent Names associated to this Case No.

## Appendix 4: List of SEPs & SEP Projects - FY 2019

### Single Program

	POLLUTION PREVENTION	Contributions will be used in accordance with the Supplemental Environmental Project Agreement between the Armand Bayou Nature Center and the Texas Commission on Environmental Quality. The tallgrass prairie was once a common ecosystem in Texas and the United States. Today more than 99% of this habitat has been lost and the remainder is highly fragmented and severely threatened by exotic species and development. Prescribed burning is one stewardship tool used to maintain a tallgrass prairie ecosystem.	3,870.00	3,870.00					
WQ	54873	City of Fairfield	02/19/2019	1.00:1	25,000.00	5,000.00	0.00	20,000.00	20,000.00
	POLLUTION PREVENTION	Sewer System Improvements/Repairs						20,000.00	20,000.00
WQ	56539	City of Evant	07/09/2019	1.00:1	6,750.00	1,350.00	0.00	5,400.00	5,400.00
	POLLUTION PREVENTION	WWTP Improvements						5,400.00	5,400.00
WQ	55319	Harris County Municipal Utility District 285	02/19/2019	1.00:1	17,187.00	3,437.00	0.00	13,750.00	13,750.00
	POLLUTION PREVENTION	WWTP Aeration Equipment Repairs						13,750.00	13,750.00
WQ	55474	City of Beaumont	12/12/2018	1.00:1	9,150.00	0.00	0.00	9,150.00	9,150.00
	POLLUTION PREVENTION	WWTP Improvements (Reynolds Area Pipe Bursting)						9,150.00	9,150.00
WQ	56072	Corix Utilities (Texas) Inc.	05/13/2019	1.00:1	8,250.00	1,650.00	3,300.00	3,300.00	3,300.00
	POLLUTION PREVENTION	Project shall coordinate collection events for local residents to bring in household hazardous waste such as paint, thinners, pesticides, oil and gas, corrosive cleaners, and fertilizers for proper disposal. Where available, the projects may also offer electronics collection and recycling. SEP funds shall be used for collection, recycling and disposal.						3,300.00	3,300.00
WQ	55876	City of Yorktown	11/27/2018	1.00:1	1,900.00	380.00	0.00	1,520.00	1,520.00
	POLLUTION REDUCTION	C-SEP; CHLORINE CONTACT CHAMBER SLUDGE REMOVAL						1,520.00	1,520.00
WQ	55566	City of Aledo	01/15/2019	1.00:1	5,137.00	1,027.00	0.00	4,110.00	4,110.00
	POLLUTION REDUCTION	C-SEP; CLOTH FILTER REPAIRS AT WWTP						4,110.00	4,110.00
WQ	55746	City of Runaway Bay	03/26/2019	1.00:1	5,750.00	1,150.00	0.00	4,600.00	4,600.00
	POLLUTION REDUCTION	C-SEP; INSTALL SMARTVALVES						4,600.00	4,600.00
WQ	55486	Hidalgo County	06/18/2019	1.00:1	18,750.00	3,750.00	0.00	15,000.00	15,000.00
	POLLUTION PREVENTION	RC&D will coordinate with local city and county government officials to clean-up sites where tires have been disposed of illegally. Contributions will be used to clean up illegal tire sites. Eligible sites will be limited to areas where a responsible party can not be identified and where there is no preexisting obligation to clean up the site by the owner or government. SEP monies will be used for the direct cost of collection and disposal of debris and tires.						7,500.00	7,500.00
	POLLUTION PREVENTION	Project will coordinate with city and/or county government for the clean up of sites where trash and debris has been disposed of illegally. Eligible sites will be limited to those where a responsible party can not be identified, there is no preexisting obligation to clean up the site by the owner or the government, and reasonable efforts have already been taken to prevent the dumping. SEP funds shall be used for the direct cost of collection and disposal of the trash and debris.						7,500.00	7,500.00
WQ	55483	City of Eustace	01/17/2019	1.00:1	9,000.00	1,800.00	0.00	7,200.00	7,200.00
	POLLUTION PREVENTION	WWTP Improvements						7,200.00	7,200.00
WQ	55210	City of Austin	10/24/2018	1.00:1	11,625.00	0.00	0.00	11,625.00	11,625.00

\* There are Multiple Respondent Names associated to this Case No.

## Appendix 4: List of SEPs & SEP Projects - FY 2019

### Single Program

	POLLUTION PREVENTION	The contribution will be used to remove invasive woody plants from at least 35 acres of the Barton Creek Greenbelt, a City of Austin-owned parkland preserve. Invasive species removal will allow the opportunity for restoring native hill country/canyon land flora and habitat to the Greenbelt. Removal of sun-blocking invasive species will allow native understory and grass restoration, reducing soil erosion and water pollution of the sensitive karst system.	11,625.00	11,625.00						
WQ	55250	Future Telecom, LLC	09/07/2018	1.00:1	18,295.00	0.00	9,148.00	9,147.00	9,147.00	
	POLLUTION PREVENTION	Project will repair or replace failing water systems or on-site wastewater systems for low-income homeowners. SEP funds will be used to pay for the labor and material costs related to repairing or replacing the failing systems. The recipients will not be charged for the cost of replacing or repairing the failing system.						9,147.00	9,147.00	
WQ	56229	City of Sinton	06/25/2019	1.00:1	7,250.00	1,450.00	0.00	5,800.00	5,800.00	
	POLLUTION REDUCTION	C-SEP; CHLORINE CONTACT CHAMBER CLEANOUT, SERVICE, AND REPAIRS						5,800.00	5,800.00	
WQ	54371	Texas Department of Transportation	09/26/2018	1.00:1	27,000.00	5,400.00	0.00	21,600.00	21,600.00	
	POLLUTION PREVENTION	Project will repair or replace failing water systems or on-site wastewater systems for low-income homeowners. SEP funds will be used to pay for the labor and material costs related to repairing or replacing the failing systems. The recipients will not be charged for the cost of replacing or repairing the failing system.						21,600.00	21,600.00	
<b>Count of Single Program Orders: 146</b>					<b>Total:</b>	<b>4,224,903.00</b>	<b>532,242.00</b>	<b>1,343,145.00</b>	<b>,349,516.00</b>	<b>,349,516.00</b>

\* There are Multiple Respondent Names associated to this Case No.

## Appendix 4: List of SEPs & SEP Projects - FY 2019

### Multi-Media Program

Date Range Selected : 09/01/2018 - 08/31/2019

PGM	Case No.	Respondent Name	Effective Date	Ratio	Assessed Amt	Deferred Amt	Payable Amt	SEP Cost	SEP Offset
MM	55476	Equistar Chemicals, LP	11/05/2018	1.00:1	10,013.00	2,002.00	4,006.00	4,005.00	4,005.00
		POLLUTION PREVENTION	Water-Level Recorder Data in Every Texas County - This Project will extend the Texas Water Development Board's existing groundwater level monitoring network by funding the installation and maintenance of automatic real-time groundwater level recorders in every Texas county.					4,005.00	4,005.00
MM	55602	US Ecology Texas, Inc.	05/23/2019	1.00:1	457,669.00	0.00	228,835.00	228,834.00	228,834.00
		POLLUTION REDUCTION	SPLIT SEP: RC&D TRASH AND HHW					114,417.00	114,417.00
		POLLUTION REDUCTION	SPLIT SEP: TRASH AND HHW (RC&D)					114,417.00	114,417.00
MM	54671	City of Rio Grande City	01/17/2019	1.00:1	120,124.00	0.00	0.00	120,124.00	120,124.00
		POLLUTION PREVENTION	Lift Station Rehabilitation					120,124.00	120,124.00
MM	55497	INEOS NITRILES USA LLC	02/04/2019	1.00:1	15,802.00	3,160.00	6,321.00	6,321.00	6,321.00
		POLLUTION PREVENTION	Project shall coordinate collection events for local residents to bring in household hazardous waste such as paint, thinners, pesticides, oil and gas, corrosive cleaners, and fertilizers for proper disposal. Where available, the projects may also offer electronics collection and recycling. SEP funds shall be used for collection, recycling and disposal.					6,321.00	6,321.00
MM	53322	Hidalgo County	11/16/2018	1.00:1	8,050.00	1,610.00	0.00	6,440.00	6,440.00
		POLLUTION PREVENTION	RC&D will coordinate with local city and county government officials to clean-up sites where tires have been disposed of illegally. Contributions will be used to clean up illegal tire sites. Eligible sites will be limited to areas where a responsible party can not be identified and where there is no preexisting obligation to clean up the site by the owner or government. SEP monies will be used for the direct cost of collection and disposal of debris and tires.					6,440.00	6,440.00
MM	49152	City of Anton	09/26/2018	1.00:1	9,675.00	1,935.00	0.00	7,740.00	7,740.00
		POLLUTION REDUCTION	Compliance SEP: WWTP Project: pump sludge from the Imhoff tank					7,740.00	7,740.00
MM	54462	E. I. du Pont de Nemours and Company	09/26/2018	1.00:1	14,725.00	2,945.00	5,890.00	5,890.00	5,890.00
		POLLUTION PREVENTION	The Big Thicket National Preserve is a heavily forested area in southeast Texas that spans approximately 105,684 acres. The Preserve ranges through 250 miles of waterways across seven east Texas counties (Hardin, Jefferson, Orange, Jasper, Liberty, Polk, and Tyler Counties)					5,890.00	5,890.00
<b>Count of Multi-Media Program Orders: 7</b>				Total:	636,058.00	11,652.00	245,052.00	379,354.00	379,354.00
<b>Grand Total Count of Orders: 153</b>				Grand Total:	4,860,961.00	543,894.00	1,588,197.00	2,728,870.00	2,728,870.00

\* There are Multiple Respondent Names associated to this Case No.

## Appendix 5: List of Administrative Orders Issued - FY2018

### Singles Programs

Date Range Selected : 9/1/2017 - 08/31/2018

PGM	Case No.	Respondent Name	Docket#	County	Order Date	Penalty Assessed	Penalty Deferred	Payable Amount	SEP Offset
AGR	54152	HOSTETLER, PERRY	2017-0391-AGR-E	HOPKINS	9/19/2017	\$1,713	\$342	\$1,371	\$0
AGR	54551	Featherland Egg Farms, Inc.	2017-0858-AGR-E	GUADALUPE	4/24/2018	\$5,313	\$1,062	\$2,126	\$2,125
AGR	53217	SCHOUTEN, NOVA DARLENE *	2016-1585-AGR-E	ERATH	5/22/2018	\$2,813	\$562	\$2,251	\$0
AGR	54702	HAEDGE, STANLEY JOHN	2017-0925-AGR-E	ERATH	6/5/2018	\$4,663	\$932	\$3,731	\$0
AGR	51909	Aurora Organic Farms, Inc. *	2016-0294-AGR-E	ERATH	6/26/2018	\$2,870	\$574	\$2,296	\$0
AGR	54795	SCHOUTEN, NOVA DARLENE *	2017-1083-AGR-E	ERATH	6/26/2018	\$3,975	\$795	\$3,180	\$0
AGR	55083	Daisy Farms, LLC	2017-1360-AGR-E	LAMAR	6/26/2018	\$3,000	\$600	\$2,400	\$0
AGR	52231	LEYENDEKKER, HEDWIG FRANCISCA	2016-0602-AGR-E	ERATH	7/24/2018	\$3,663	\$0	\$3,663	\$0
<b>Subtotal for AGR : 8</b>						<b>\$28,010</b>	<b>\$4,867</b>	<b>\$21,018</b>	<b>\$2,125</b>
AQ	53327	Dartco of Texas LLC	2016-1700-AIR-E	ELLIS	9/11/2017	\$40,784	\$8,156	\$16,314	\$16,314
AQ	53993	Total Petrochemicals & Refining USA, Inc.	2017-0216-AIR-E	HARRIS	9/11/2017	\$13,125	\$2,625	\$10,500	\$0
AQ	53835	Midcoast Pipelines (Texas Gathering) L.P.	2017-0053-AIR-E	WHEELER	9/11/2017	\$25,000	\$0	\$12,500	\$12,500
AQ	53497	Equistar Chemicals, LP	2016-1868-AIR-E	HARRIS	9/11/2017	\$15,000	\$3,000	\$6,000	\$6,000
AQ	53616	Total Petrochemicals & Refining USA, Inc.	2016-1996-AIR-E	JEFFERSON	9/11/2017	\$15,000	\$3,000	\$6,000	\$6,000
AQ	53745	CUSTOM RACK LLC	2016-2102-AIR-E	TARRANT	9/19/2017	\$2,750	\$550	\$2,200	\$0
AQ	53852	University of Texas Medical Branch at Galveston	2017-0069-AIR-E	GALVESTON	9/26/2017	\$3,000	\$600	\$2,400	\$0
AQ	53790	James A Bray	2016-2143-AIR-E	MADISON	9/26/2017	\$1,125	\$225	\$900	\$0
AQ	54188	Diamond Shamrock Refining Company, L.P.	2017-0419-AIR-E	MOORE	9/26/2017	\$4,650	\$930	\$3,720	\$0
AQ	52172	BASF Corporation	2016-0534-AIR-E	BRAZORIA	9/26/2017	\$7,387	\$1,477	\$5,910	\$0
AQ	54300	Intercontinental Terminals Company LLC	2017-0542-AIR-E	HARRIS	9/26/2017	\$3,983	\$796	\$3,187	\$0
AQ	54116	INEOS Styrolution America LLC	2017-0346-AIR-E	GALVESTON	9/26/2017	\$3,338	\$667	\$1,336	\$1,335
AQ	53494	BASF TOTAL Petrochemicals LLC	2016-1849-AIR-E	JEFFERSON	10/10/2017	\$13,125	\$2,625	\$5,250	\$5,250
AQ	53992	OCI Beaumont LLC	2017-0223-AIR-E	JEFFERSON	10/10/2017	\$42,600	\$8,520	\$17,040	\$17,040
AQ	53831	CROWN Cork & Seal USA, Inc.	2017-0048-AIR-E	MONTGOMERY	10/10/2017	\$18,750	\$3,750	\$15,000	\$0
AQ	53574	Alcoa World Alumina LLC	2016-1944-AIR-E	CALHOUN	10/10/2017	\$25,000	\$0	\$25,000	\$0
AQ	54081	The Chemours Company FC, LLC	2017-0303-AIR-E	HARRIS	10/17/2017	\$2,963	\$592	\$2,371	\$0
AQ	54126	Ge Packaged Power, LLC	2017-0353-AIR-E	HARRIS	10/17/2017	\$4,725	\$945	\$3,780	\$0
AQ	54218	Triple C Concrete Of Lubbock, Ltd	2017-0442-AIR-E	LYNN	10/17/2017	\$1,125	\$225	\$900	\$0
AQ	53911	Ethyl Corporation	2017-0133-AIR-E	HARRIS	10/24/2017	\$7,351	\$1,470	\$2,941	\$2,940
AQ	54086	Union Carbide Corporation	2017-0314-AIR-E	GALVESTON	10/24/2017	\$4,200	\$840	\$1,680	\$1,680
AQ	53839	Total Petrochemicals & Refining USA, Inc.	2017-0056-AIR-E	JEFFERSON	10/26/2017	\$25,000	\$0	\$12,500	\$12,500
AQ	53921	Total Petrochemicals & Refining USA, Inc.	2017-0147-AIR-E	JEFFERSON	10/26/2017	\$19,689	\$3,937	\$7,876	\$7,876
AQ	53901	Air Products LLC	2017-0134-AIR-E	JEFFERSON	11/7/2017	\$8,025	\$1,605	\$3,210	\$3,210
AQ	53871	Chevron Phillips Chemical Company LP	2017-0091-AIR-E	BRAZORIA	11/7/2017	\$9,600	\$1,920	\$7,680	\$0
AQ	54536	RSI Home Products Manufacturing, Inc.	2017-0792-AIR-E	DALLAS	11/7/2017	\$7,313	\$1,462	\$5,851	\$0
AQ	54534	Planter's Grain Cooperative Of Odem, Texas	2017-0794-AIR-E	SAN PATRICIO	11/7/2017	\$2,500	\$500	\$2,000	\$0
AQ	54222	Houston Refining LP	2017-0459-AIR-E	HARRIS	11/7/2017	\$7,500	\$1,500	\$6,000	\$0
AQ	54115	Albemarle Corporation	2017-0429-AIR-E	HARRIS	11/15/2017	\$27,938	\$5,587	\$11,176	\$11,175
AQ	54109	Chevron Phillips Chemical Company LP	2017-0335-AIR-E	JEFFERSON	11/15/2017	\$7,975	\$1,595	\$6,380	\$0
AQ	54077	AFTON CHEMICAL CORPORATION	2017-0311-AIR-E	HARRIS	11/15/2017	\$39,300	\$7,860	\$15,720	\$15,720



Date Range Selected : 9/1/2017 - 08/31/2018

PGM	Case No.	Respondent Name	Docket#	County	Order Date	Penalty Assessed	Penalty Deferred	Payable Amount	SEP Offset
AQ	54186	Equistar Chemicals, LP	2017-0420-AIR-E	HARRIS	11/15/2017	\$45,000	\$9,000	\$18,000	\$18,000
AQ	54149	ExxonMobil Oil Corporation	2017-0386-AIR-E	JEFFERSON	11/15/2017	\$25,000	\$0	\$12,500	\$12,500
AQ	53937	True Grit Redi Mix, Ltd.	2017-0164-AIR-E	TARRANT	11/15/2017	\$11,250	\$2,250	\$9,000	\$0
AQ	53729	Sienna Shipyards, LLC	2017-0942-IHW-E	ORANGE	11/28/2017	\$1,250	\$250	\$1,000	\$0
AQ	54289	HFOTCO LLC	2017-0531-AIR-E	HARRIS	12/5/2017	\$4,012	\$802	\$3,210	\$0
AQ	53618	MEMC Pasadena, Inc.	2016-1978-AIR-E	HARRIS	12/5/2017	\$5,438	\$1,087	\$4,351	\$0
AQ	54707	Legacy Reserves Operating LP	2017-0932-AIR-E	FREESTONE	12/5/2017	\$2,813	\$562	\$2,251	\$0
AQ	54080	Nortex RediMix, LLC	2017-0302-AIR-E	DENTON	12/5/2017	\$938	\$0	\$938	\$0
AQ	54500	KM Liquids Terminals LLC	2017-0733-AIR-E	HARRIS	12/5/2017	\$4,500	\$900	\$1,800	\$1,800
AQ	53963	Lion Elastomers LLC	2017-0178-AIR-E	JEFFERSON	12/5/2017	\$7,500	\$1,500	\$3,000	\$3,000
AQ	54398	L-3 Communications Integrated Systems L.P.	2017-0638-AIR-E	HUNT	12/5/2017	\$5,026	\$1,005	\$2,011	\$2,010
AQ	54014	Cowtown Gas Processing Partners L.P.	2017-0232-AIR-E	HOOD	12/15/2017	\$8,551	\$1,710	\$6,841	\$0
AQ	52554	Gulfwest Waste Solutions, LLC	2016-0924-AIR-E	CHAMBERS	12/15/2017	\$18,450	\$0	\$9,225	\$9,225
AQ	51711	OCI Beaumont LLC	2016-0031-AIR-E	JEFFERSON	12/15/2017	\$9,525	\$1,905	\$3,810	\$3,810
AQ	54220	Western Refining Company, L.P.	2017-0458-AIR-E	EL PASO	12/19/2017	\$6,000	\$1,200	\$2,400	\$2,400
AQ	54210	Dolphin Petroleum, LP	2017-0443-AIR-E	REFUGIO	12/19/2017	\$3,750	\$750	\$3,000	\$0
AQ	54833	City of Del Rio	2017-1077-AIR-E	VAL VERDE	12/19/2017	\$1,625	\$325	\$1,300	\$0
AQ	54329	Tennessee Gas Pipeline Company, L.L.C.	2017-0582-AIR-E	WHARTON	12/19/2017	\$3,375	\$675	\$2,700	\$0
AQ	53381	Regal-Beloit Corporation	2016-1726-AIR-E	HIDALGO	1/16/2018	\$2,438	\$487	\$1,951	\$0
AQ	54694	U.S. Silica Company	2017-0934-AIR-E	LIMESTONE	1/16/2018	\$4,012	\$802	\$3,210	\$0
AQ	54571	Justin Brands, Inc.	2017-0886-AIR-E	EL PASO	1/16/2018	\$3,562	\$712	\$2,850	\$0
AQ	54570	HFOTCO LLC	2017-0819-AIR-E	HARRIS	1/16/2018	\$1,750	\$350	\$1,400	\$0
AQ	54719	Legacy Reserves Operating LP	2017-0970-AIR-E	FREESTONE	1/30/2018	\$4,500	\$900	\$3,600	\$0
AQ	54397	Monarch Mountain Minerals & Aggregates LLC	2017-0639-AIR-E	JOHNSON	1/30/2018	\$2,550	\$510	\$2,040	\$0
AQ	54673	Silverbow Resources Operating, LLC	2017-0912-AIR-E	MCMULLEN	1/30/2018	\$7,276	\$1,455	\$5,821	\$0
AQ	53857	Shell Chemical LP	2017-0076-AIR-E	HARRIS	1/31/2018	\$60,000	\$12,000	\$24,000	\$24,000
AQ	53147	Equistar Chemicals, LP	2016-1514-AIR-E	HARRIS	1/31/2018	\$35,710	\$7,141	\$14,285	\$14,284
AQ	48983	Total Petrochemicals & Refining USA, Inc.	2014-1005-AIR-E	JEFFERSON	1/31/2018	\$313,910	\$0	\$0	\$313,910
AQ	54183	City of Fort Worth	2017-0417-AIR-E	DENTON	1/31/2018	\$14,100	\$2,820	\$11,280	\$0
AQ	54079	HFOTCO LLC	2017-0323-AIR-E	HARRIS	1/31/2018	\$19,401	\$3,880	\$15,521	\$0
AQ	53133	Tristream East Texas, LLC	2016-1528-AIR-E	HENDERSON	2/13/2018	\$3,075	\$615	\$2,460	\$0
AQ	53837	Motiva Enterprises LLC	2017-0057-AIR-E	JEFFERSON	2/14/2018	\$8,000	\$0	\$4,000	\$4,000
AQ	53956	Enterprise Products Operating LLC	2017-0174-AIR-E	HARRIS	2/14/2018	\$22,625	\$0	\$11,313	\$11,312
AQ	54264	Air Liquide Large Industries U.S. LP	2017-0526-AIR-E	BRAZORIA	2/14/2018	\$27,200	\$5,440	\$21,760	\$0
AQ	54388	BASF Corporation	2017-0665-AIR-E	HARRIS	2/14/2018	\$14,840	\$0	\$14,840	\$0
AQ	54117	Eco Services Operations Corp.	2017-0352-AIR-E	HARRIS	2/14/2018	\$15,750	\$3,150	\$12,600	\$0
AQ	54132	The Dow Chemical Company	2017-0378-AIR-E	BRAZORIA	2/27/2018	\$5,626	\$1,125	\$2,251	\$2,250
AQ	54842	Western Dairy Transport, L.L.C.	2017-1117-AIR-E	ERATH	2/27/2018	\$876	\$175	\$701	\$0
AQ	54611	Owens Corning Composite Materials, LLC	2017-0878-AIR-E	RANDALL	2/27/2018	\$2,513	\$502	\$2,011	\$0
AQ	54605	Silverbow Resources Operating, LLC	2017-0854-AIR-E	MCMULLEN	2/27/2018	\$2,188	\$437	\$1,751	\$0
AQ	53584	Azteca Milling, L.P.	2016-1945-AIR-E	HALE	3/7/2018	\$13,876	\$2,775	\$11,101	\$0
AQ	54182	Chevron Phillips Chemical Company LP	2017-0418-AIR-E	HARRIS	3/7/2018	\$70,200	\$14,040	\$28,080	\$28,080
AQ	54391	Solvay Specialty Polymers USA, L.L.C.	2017-0641-AIR-E	HUTCHINSON	3/7/2018	\$12,638	\$2,527	\$5,056	\$5,055

## Singles Programs

## Appendix 5: List of Administrative Orders Issued - FY2018

Date Range Selected : 9/1/2017 - 08/31/2018

PGM	Case No.	Respondent Name	Docket#	County	Order Date	Penalty Assessed	Penalty Deferred	Payable Amount	SEP Offset
AQ	54187	CITGO Refining and Chemicals Company L.P.	2017-0421-AIR-E	NUECES	3/7/2018	\$33,540	\$6,708	\$13,416	\$13,416
AQ	54655	U.S. Venture, Inc.	2017-0896-AIR-E	HARRIS	3/7/2018	\$9,000	\$1,800	\$7,200	\$0
AQ	54495	Total Petrochemicals & Refining USA, Inc.	2017-0762-AIR-E	JEFFERSON	3/7/2018	\$7,001	\$0	\$3,501	\$3,500
AQ	53057	KM Liquids Terminals LLC	2016-1415-AIR-E	HARRIS	3/12/2018	\$13,500	\$2,700	\$5,400	\$5,400
AQ	53317	TPC Group LLC	2016-1665-AIR-E	HARRIS	3/12/2018	\$13,950	\$2,790	\$5,580	\$5,580
AQ	52482	Campbell Concrete & Materials LLC	2016-0920-AIR-E	HARRIS	3/12/2018	\$7,875	\$1,575	\$6,300	\$0
AQ	53933	Orion Engineered Carbons LLC	2017-0148-AIR-E	ORANGE	3/12/2018	\$36,300	\$0	\$36,300	\$0
AQ	53180	Air Liquide Large Industries U.S. LP	2016-1537-AIR-E	HARRIS	3/12/2018	\$53,442	\$10,688	\$21,377	\$21,377
AQ	54427	Targa Midstream Services LLC	2017-0668-AIR-E	WISE	3/12/2018	\$17,550	\$3,510	\$7,020	\$7,020
AQ	54806	Agri-Empresa LLC	2017-1062-AIR-E	TERRY	3/20/2018	\$2,250	\$450	\$1,800	\$0
AQ	53913	Red Ewald, Inc.	2017-0132-AIR-E	KARNES	3/20/2018	\$4,313	\$862	\$3,451	\$0
AQ	54773	Lazarus Refining & Marketing, LLC	2017-1033-AIR-E	WILSON	3/20/2018	\$1,588	\$317	\$1,271	\$0
AQ	54829	Celanese Ltd.	2017-1076-AIR-E	HARRIS	3/20/2018	\$5,475	\$1,095	\$4,380	\$0
AQ	54780	THE METHODIST HOSPITAL	2017-1038-AIR-E	HARRIS	3/20/2018	\$7,126	\$1,425	\$0	\$5,701
AQ	54108	Midcoast Pipelines (Texas Gathering) L.P.	2017-0345-AIR-E	WHEELER	3/20/2018	\$3,525	\$705	\$2,820	\$0
AQ	54291	Adventure Autos Of Dallas LLC	2017-0537-AIR-E	DALLAS	3/20/2018	\$1,500	\$300	\$1,200	\$0
AQ	54552	Lufkin Industries, LLC	2017-0806-AIR-E	ANGELINA	3/20/2018	\$3,750	\$750	\$3,000	\$0
AQ	54907	ETC Field Services LLC	2017-1168-AIR-E	FISHER	3/20/2018	\$3,000	\$600	\$2,400	\$0
AQ	55007	E-Z Wall Concentrate, Inc.	2017-1287-AIR-E	ELLIS	3/27/2018	\$2,500	\$500	\$2,000	\$0
AQ	54847	RIOS, ALFREDO	2017-1113-AIR-E	EL PASO	3/27/2018	\$1,312	\$262	\$1,050	\$0
AQ	53457	ISP Technologies Inc.	2016-1806-AIR-E	GALVESTON	4/10/2018	\$33,900	\$0	\$16,950	\$16,950
AQ	53823	E. R. Carpenter, L.P.	2017-0036-AIR-E	HARRIS	4/10/2018	\$11,790	\$2,358	\$9,432	\$0
AQ	54713	Targa Midstream Services LLC	2017-0943-AIR-E	WISE	4/10/2018	\$14,163	\$2,832	\$5,666	\$5,665
AQ	54456	Weatherford Aerospace, LLC	2017-0694-AIR-E	PARKER	4/10/2018	\$28,888	\$5,777	\$23,111	\$0
AQ	54809	Wilsonart LLC	2017-1063-AIR-E	BELL	4/10/2018	\$22,500	\$4,500	\$18,000	\$0
AQ	54967	Lhoist North America of Texas, Ltd.	2017-1235-AIR-E	COMAL	4/24/2018	\$5,700	\$1,140	\$4,560	\$0
AQ	54874	HERITAGE ASPHALT COMPANY LLC	2017-1134-AIR-E	DALLAS	4/24/2018	\$3,375	\$675	\$2,700	\$0
AQ	54922	Derichebourg Recycling Usa, Inc.	2017-1197-AIR-E	HARRIS	4/24/2018	\$1,500	\$300	\$1,200	\$0
AQ	54669	Midcoast Pipelines (Texas Gathering) L.P.	2017-0921-AIR-E	WHEELER	4/24/2018	\$5,626	\$1,125	\$4,501	\$0
AQ	54581	Arkema Inc.	2017-0836-AIR-E	JEFFERSON	4/24/2018	\$5,475	\$1,095	\$4,380	\$0
AQ	53495	Enterprise Products Operating LLC	2016-1848-AIR-E	CHAMBERS	5/4/2018	\$36,000	\$0	\$36,000	\$0
AQ	54258	Arrowhead Pipeline, L.P.	2017-0524-AIR-E	BRAZORIA	5/4/2018	\$51,039	\$10,207	\$40,832	\$0
AQ	54738	DCP Operating Company, LP	2017-0982-AIR-E	CRANE	5/4/2018	\$12,240	\$2,448	\$9,792	\$0
AQ	54147	ExxonMobil Oil Corporation	2017-0384-AIR-E	JEFFERSON	5/4/2018	\$14,725	\$2,945	\$5,890	\$5,890
AQ	53677	STRIPCO, Inc.	2016-2072-AIR-E	DALLAS	5/8/2018	\$1,312	\$0	\$1,312	\$0
AQ	54978	Midcoast Pipelines (Texas Gathering) L.P.	2017-1252-AIR-E	WHEELER	5/14/2018	\$7,838	\$1,567	\$6,271	\$0
AQ	53181	UNITED FIBERGLASS, INC.	2016-1536-AIR-E	RANDALL	5/14/2018	\$18,851	\$3,770	\$15,081	\$0
AQ	55552	CHUCK'S DOZER SERVICE, INC.	2018-0055-AIR-E	REAGAN	5/22/2018	\$938	\$187	\$751	\$0
AQ	53406	CITGO Refining and Chemicals Company L.P.	2016-1762-AIR-E	NUECES	5/30/2018	\$65,191	\$13,038	\$26,077	\$26,076
AQ	53272	The Sherwin-Williams Company	2016-1634-AIR-E	ELLIS	5/30/2018	\$120,563	\$24,112	\$48,226	\$48,225
AQ	53563	The Dow Chemical Company	2016-1940-AIR-E	BRAZORIA	5/30/2018	\$11,438	\$2,287	\$4,576	\$4,575
AQ	54736	Huntsman Petrochemical LLC	2017-0994-AIR-E	BRAZORIA	5/30/2018	\$8,925	\$1,785	\$7,140	\$0
AQ	54508	Lone Star NGL Fractionators LLC	2017-0761-AIR-E	CHAMBERS	5/30/2018	\$158,950	\$31,790	\$63,580	\$63,580

## Singles Programs

## Appendix 5: List of Administrative Orders Issued - FY2018

Date Range Selected : 9/1/2017 - 08/31/2018

PGM	Case No.	Respondent Name	Docket#	County	Order Date	Penalty Assessed	Penalty Deferred	Payable Amount	SEP Offset
AQ	54531	Channel Energy Center, LLC	2017-0793-AIR-E	HARRIS	5/30/2018	\$6,301	\$0	\$6,301	\$0
AQ	53010	National Oilwell Varco, L.P.	2016-1412-AIR-E	HARRIS	5/30/2018	\$9,000	\$1,800	\$7,200	\$0
AQ	54975	Pmg Auto Investments Of South Dallas, LP	2017-1272-AIR-E	DALLAS	6/5/2018	\$1,968	\$393	\$1,575	\$0
AQ	54940	Phillips 66 Pipeline LLC	2017-1218-AIR-E	COCHRAN	6/5/2018	\$3,750	\$750	\$3,000	\$0
AQ	54666	TPC Group LLC	2017-0911-AIR-E	JEFFERSON	6/5/2018	\$7,500	\$1,500	\$3,000	\$3,000
AQ	54774	THB Construction L.L.C.	2017-1101-AIR-E	DALLAS	6/5/2018	\$1,063	\$212	\$851	\$0
AQ	53602	ExxonMobil Oil Corporation	2016-1967-AIR-E	JEFFERSON	6/5/2018	\$6,525	\$1,305	\$2,610	\$2,610
AQ	55309	K & K Construction, Inc.	2017-1566-AIR-E	MONTGOMERY	6/5/2018	\$1,063	\$212	\$851	\$0
AQ	55347	Matheson Tri-Gas, Inc.	2017-1618-AIR-E	FORT BEND	6/5/2018	\$2,500	\$500	\$2,000	\$0
AQ	52621	Enterprise Products Operating LLC	2016-1003-AIR-E	CHAMBERS	6/20/2018	\$119,750	\$23,950	\$47,900	\$47,900
AQ	55526	Brazos Electric Power Cooperative, Inc.	2018-0028-AIR-E	JACK	6/26/2018	\$3,000	\$600	\$2,400	\$0
AQ	54749	Lonestar Operating, LLC	2017-0995-AIR-E	LA SALLE	6/26/2018	\$2,438	\$487	\$976	\$975
AQ	55293	Masco Cabinetry LLC	2017-1559-AIR-E	DALLAS	6/26/2018	\$4,462	\$892	\$3,570	\$0
AQ	54844	StarPak, Corp	2017-1154-AIR-E	HARRIS	6/26/2018	\$3,000	\$600	\$2,400	\$0
AQ	55608	STP Nuclear Operating Company	2018-0114-AIR-E	MATAGORDA	6/26/2018	\$2,513	\$502	\$2,011	\$0
AQ	54921	Sunoco Pipeline L.P.	2017-1289-AIR-E	SCURRY	6/26/2018	\$2,813	\$562	\$2,251	\$0
AQ	55090	PHILLIPS 66 COMPANY	2017-1385-AIR-E	BRAZORIA	6/26/2018	\$2,888	\$577	\$2,311	\$0
AQ	54884	INVISTA S.a r.l.	2017-1145-AIR-E	HARRIS	6/26/2018	\$4,950	\$990	\$1,980	\$1,980
AQ	55240	American Truck Source, LLC.	2017-1530-AIR-E	WILLIAMSON	6/26/2018	\$4,988	\$997	\$3,991	\$0
AQ	54865	ISP Technologies Inc.	2017-1114-AIR-E	GALVESTON	6/26/2018	\$3,903	\$780	\$3,123	\$0
AQ	54328	Phillips 66 Pipeline LLC	2017-0566-AIR-E	HARRIS	6/26/2018	\$6,563	\$1,312	\$5,251	\$0
AQ	53062	Shell Oil Company	2016-1439-AIR-E	HARRIS	6/26/2018	\$54,001	\$0	\$27,001	\$27,000
AQ	54895	Lyondell Chemical Company	2017-1202-AIR-E	HARRIS	6/26/2018	\$3,375	\$675	\$2,700	\$0
AQ	54566	INEOS Styrolution America LLC	2017-0814-AIR-E	HARRIS	6/27/2018	\$32,225	\$6,445	\$12,890	\$12,890
AQ	53850	EnLink Midstream Services, LLC	2017-0070-AIR-E	WISE	6/27/2018	\$17,063	\$0	\$17,063	\$0
AQ	53173	Albemarle Corporation	2016-1527-AIR-E	HARRIS	6/27/2018	\$25,941	\$5,188	\$10,377	\$10,376
AQ	55053	Greenville Electric Utility System	2017-1314-AIR-E	HUNT	6/27/2018	\$14,775	\$2,955	\$11,820	\$0
AQ	55218	Nacogdoches Power, LLC	2017-1489-AIR-E	NACOGDOCHES	6/27/2018	\$8,250	\$1,650	\$6,600	\$0
AQ	52097	Timber Floyd, Inc.	2016-0453-AIR-E	REAGAN	6/27/2018	\$60,000	\$56,400	\$3,600	\$0
AQ	54688	Chevron Phillips Chemical Company LP	2017-0933-AIR-E	BRAZORIA	6/27/2018	\$28,826	\$5,765	\$11,531	\$11,530
AQ	54610	Tomly Corporation	2017-0857-AIR-E	EL PASO	7/10/2018	\$1,312	\$0	\$1,312	\$0
AQ	55459	ETC Field Services LLC	2017-1786-AIR-E	REEVES	7/10/2018	\$3,000	\$600	\$2,400	\$0
AQ	55072	Owens-Brockway Glass Container Inc.	2017-1329-AIR-E	MCLENNAN	7/10/2018	\$3,750	\$750	\$3,000	\$0
AQ	55125	Paradigm Energy Partners, LLC	2017-1449-AIR-E	ZAVALA	7/10/2018	\$3,937	\$787	\$3,150	\$0
AQ	54845	Braskem America, Inc.	2017-1196-AIR-E	BRAZORIA	7/10/2018	\$7,500	\$1,500	\$6,000	\$0
AQ	54980	ONEOK Hydrocarbon Southwest, LLC	2017-1254-AIR-E	CHAMBERS	7/10/2018	\$4,687	\$937	\$1,875	\$1,875
AQ	55020	W & W Fiberglass Tank Company	2017-1288-AIR-E	GRAY	7/10/2018	\$5,625	\$1,125	\$2,250	\$2,250
AQ	55359	Lyondell Chemical Company	2017-1634-AIR-E	HARRIS	7/10/2018	\$6,225	\$1,245	\$2,490	\$2,490
AQ	54966	Diesel Solutions LLC	2017-1253-AIR-E	GAINES	7/10/2018	\$5,000	\$1,000	\$4,000	\$0
AQ	55052	DCP Operating Company, LP	2017-1315-AIR-E	ANDREWS	7/10/2018	\$4,000	\$800	\$3,200	\$0
AQ	55165	New Boston, Concrete, Inc.	2017-1423-AIR-E	BOWIE	7/10/2018	\$4,950	\$990	\$3,960	\$0
AQ	55163	Industrial Asphalt, LLC	2017-1421-AIR-E	COMAL	7/10/2018	\$2,625	\$525	\$2,100	\$0
AQ	55480	Union Carbide Corporation	2017-1765-AIR-E	GALVESTON	7/17/2018	\$2,813	\$562	\$1,126	\$1,125

## Singles Programs

## Appendix 5: List of Administrative Orders Issued - FY2018

Date Range Selected : 9/1/2017 - 08/31/2018

PGM	Case No.	Respondent Name	Docket#	County	Order Date	Penalty Assessed	Penalty Deferred	Payable Amount	SEP Offset
AQ	55136	Explorer Pipeline Company	2017-1402-AIR-E	TARRANT	7/25/2018	\$20,626	\$4,125	\$16,501	\$0
AQ	54837	PHILLIPS 66 COMPANY	2017-1092-AIR-E	HUTCHINSON	7/25/2018	\$13,688	\$2,737	\$5,476	\$5,475
AQ	54864	First Solid Energy Group, LP	2017-1116-AIR-E	FORT BEND	8/7/2018	\$5,250	\$0	\$5,250	\$0
AQ	53378	Teton Petroleum Transport, LLC	2016-1731-AIR-E	EL PASO	8/14/2018	\$1,125	\$225	\$900	\$0
AQ	54399	Shell Oil Company	2017-0658-AIR-E	HARRIS	8/15/2018	\$13,125	\$2,625	\$5,250	\$5,250
AQ	55058	Solutia Inc.	2017-1313-AIR-E	BRAZORIA	8/15/2018	\$9,682	\$1,936	\$7,746	\$0
AQ	54976	Sunoco Partners Marketing & Terminals L.P.	2017-1251-AIR-E	JEFFERSON	8/15/2018	\$47,195	\$9,439	\$18,878	\$18,878
AQ	53720	Houston Refining LP	2016-2070-AIR-E	HARRIS	8/15/2018	\$84,188	\$16,837	\$33,676	\$33,675
AQ	55082	City of Garland Power & Light	2017-1358-AIR-E	DENTON	8/22/2018	\$21,450	\$4,290	\$17,160	\$0
AQ	54745	The Chemours Company FC, LLC	2017-0991-AIR-E	JEFFERSON	8/22/2018	\$17,889	\$3,577	\$14,312	\$0
AQ	54843	BASF Corporation	2017-1100-AIR-E	BRAZORIA	8/22/2018	\$142,063	\$0	\$71,032	\$71,031
AQ	54841	Equistar Chemicals, LP	2017-1099-AIR-E	HARRIS	8/22/2018	\$15,000	\$3,000	\$6,000	\$6,000
AQ	54493	INEOS USA LLC	2017-0736-AIR-E	HARRIS	8/22/2018	\$45,000	\$0	\$45,000	\$0
AQ	54088	PHILLIPS 66 COMPANY	2017-0315-AIR-E	HUTCHINSON	8/28/2018	\$7,500	\$1,500	\$3,000	\$3,000
AQ	55375	National Container Group, LLC	2017-1668-AIR-E	KAUFMAN	8/28/2018	\$1,275	\$255	\$1,020	\$0
AQ	51078	Equistar Chemicals, LP	2015-1204-AIR-E	HARRIS	8/28/2018	\$6,563	\$1,312	\$5,251	\$0
AQ	54790	Oxy Vinyls, LP	2017-1049-AIR-E	HARRIS	8/28/2018	\$4,425	\$885	\$1,770	\$1,770
<b>Subtotal for AQ : 177</b>						<b>\$3,068,726</b>	<b>\$485,261</b>	<b>\$1,504,254</b>	<b>\$1,079,211</b>
DC	53749	W R J Cleaners, Inc	2016-2103-DCL-E	HARRIS	1/31/2018	\$1,397	\$0	\$1,397	\$0
DC	48344	NGUYEN, LAI	2017-0864-DCL-E	HARRIS	5/30/2018	\$3,492	\$0	\$3,492	\$0
<b>Subtotal for DC : 2</b>						<b>\$4,889</b>	<b>\$0</b>	<b>\$4,889</b>	<b>\$0</b>
IHW	53578	Gulf Marine Fabricators, L.P.	2016-1950-IHW-E	SAN PATRICIO	9/25/2017	\$24,300	\$4,860	\$19,440	\$0
IHW	34759	League City Paving Company, Inc.	2011-1756-MLM-E	GALVESTON	10/25/2017	\$43,750	\$0	\$43,750	\$0
IHW	52495	PARKER DISTRIBUTING CO.	2016-0868-MLM-E	RANDALL	11/7/2017	\$7,500	\$1,500	\$6,000	\$0
IHW	54473	Performance Contracting, Inc.	2017-0859-IHW-E	HARRIS	12/19/2017	\$1,250	\$250	\$1,000	\$0
IHW	52013	Lawrence Bledsoe	2016-0395-IHW-E	BRAZORIA	3/7/2018	\$10,750	\$0	\$10,750	\$0
IHW	52839	Westwater Resources, Inc.	2016-1222-WDW-E	KLEBERG	4/10/2018	\$21,177	\$4,235	\$16,942	\$0
IHW	53325	Alfonso Ramirez Gonzalez	2016-1869-MSW-E	HAMILTON	4/10/2018	\$1,312	\$262	\$1,050	\$0
IHW	53757	Petro-Tech Environmental, LLC	2016-2108-IHW-E	HARRIS	4/10/2018	\$9,597	\$0	\$9,597	\$0
IHW	48339	Har-Conn Aerospace, Inc.	2014-0306-MLM-E	TARRANT	5/4/2018	\$109,170	\$21,834	\$87,336	\$0
IHW	52959	John Blutworth Shipyard, L.L.C.	2016-1325-IHW-E	NUECES	5/4/2018	\$31,128	\$6,225	\$24,903	\$0
IHW	53849	Redbird Supply, INC.	2017-0067-IHW-E	ORANGE	5/15/2018	\$3,438	\$687	\$2,751	\$0
IHW	51201	Conesus LLC	2015-1321-IHW-E	KAUFMAN	6/20/2018	\$9,688	\$1,937	\$7,751	\$0
IHW	53612	Air Products LLC	2016-1983-IHW-E	HARRIS	6/20/2018	\$8,925	\$1,785	\$7,140	\$0
IHW	54006	INVISTA S.a r.l.	2017-0236-IHW-E	VICTORIA	7/25/2018	\$64,997	\$12,999	\$25,999	\$25,999
IHW	53601	Go Frac, LLC	2017-0066-IHW-E	PARKER	8/22/2018	\$28,875	\$27,675	\$1,200	\$0
<b>Subtotal for IHW : 15</b>						<b>\$375,857</b>	<b>\$84,249</b>	<b>\$265,609</b>	<b>\$25,999</b>
MSW	53733	Samuel Zuniga Corona *	2016-2100-MSW-E	JOHNSON	9/26/2017	\$3,750	\$0	\$3,750	\$0
MSW	53860	Burleson Trucking I, LP	2017-0077-MSW-E	JOHNSON	9/26/2017	\$3,893	\$778	\$3,115	\$0
MSW	52752	MAGNOLIA TRUCK TIRE SERVICE, INC.	2016-1138-MSW-E	HARRIS	10/10/2017	\$7,500	\$0	\$7,500	\$0
MSW	53001	ALVAREZ, ADOLFO JR	2016-1434-MSW-E	HIDALGO	10/24/2017	\$2,500	\$0	\$2,500	\$0
MSW	53868	WILSON, TERESA *	2017-0079-MSW-E	HOWARD	11/15/2017	\$7,500	\$0	\$7,500	\$0
MSW	52756	Harrington Environmental Services, LLC	2016-1333-MLM-E	JOHNSON	11/28/2017	\$6,250	\$0	\$6,250	\$0

## Singles Programs

## Appendix 5: List of Administrative Orders Issued - FY2018

Date Range Selected : 9/1/2017 - 08/31/2018

PGM	Case No.	Respondent Name	Docket#	County	Order Date	Penalty Assessed	Penalty Deferred	Payable Amount	SEP Offset
MSW	52602	Silvia Arenales	2016-1026-MSW-E	MENARD	12/15/2017	\$3,812	\$0	\$3,812	\$0
MSW	53209	Texas Land Reclamation, LLC	2016-1567-MSW-E	HIDALGO	12/15/2017	\$19,688	\$0	\$19,688	\$0
MSW	54233	City of Alton	2017-0472-MSW-E	HIDALGO	12/15/2017	\$12,000	\$2,400	\$9,600	\$0
MSW	54156	FOWLER, MILDRED	2017-0473-MSW-E	HARDIN	1/31/2018	\$1,687	\$0	\$1,687	\$0
MSW	54030	CRUMPLER, SARAH *	2017-0249-MSW-E	TYLER	1/31/2018	\$8,750	\$1,750	\$7,000	\$0
MSW	54549	EVERETT, WILLIAM LUKE	2017-0797-MSW-E	TOM GREEN	2/13/2018	\$5,904	\$1,180	\$4,724	\$0
MSW	51220	KESSEL, ROBERT M	2015-1361-MSW-E	GALVESTON	2/13/2018	\$5,336	\$1,067	\$4,269	\$0
MSW	54538	CAVANESS, LEROY	2017-0809-MLM-E	TOM GREEN	2/13/2018	\$6,037	\$1,207	\$4,830	\$0
MSW	54777	Waste Corporation of Texas, L.P.	2017-1034-MSW-E	HARRIS	2/27/2018	\$1,138	\$227	\$911	\$0
MSW	54994	Rayburn Country Redevelopment LLC	2017-1273-MSW-E	JASPER	2/27/2018	\$1,312	\$262	\$1,050	\$0
MSW	53694	Alfred Chila	2016-2056-MSW-E	CROCKETT	3/7/2018	\$16,275	\$0	\$16,275	\$0
MSW	54511	Impact Waste, LLC	2017-1136-MSW-E	JEFFERSON	4/10/2018	\$1,250	\$0	\$1,250	\$0
MSW	54764	ESTRADA, LUIS ENRIQUE	2017-1119-MSW-E	BELL	4/24/2018	\$1,312	\$262	\$1,050	\$0
MSW	51721	A + BATTERY AND CHARGER SERVICE, INC	2016-0038-IHW-E	DALLAS	5/4/2018	\$18,000	\$3,600	\$14,400	\$0
MSW	54286	HARRIS, VICTORIA K *	2017-0527-MSW-E	BREWSTER	5/22/2018	\$1,312	\$0	\$1,312	\$0
MSW	45930	CLICK, THOMAS E *	2016-1345-MSW-E	VICTORIA	5/30/2018	\$169,448	\$165,848	\$3,600	\$0
MSW	53000	SafZone Field Services, LLC	2016-1366-MSW-E	BEXAR	5/30/2018	\$11,250	\$2,250	\$9,000	\$0
MSW	53279	SALAZAR, ELSA	2016-1637-MSW-E	HIDALGO	6/20/2018	\$22,500	\$21,300	\$1,200	\$0
MSW	54729	Soil Building Systems, Inc.	2017-1516-MSW-E	DALLAS	6/26/2018	\$4,876	\$975	\$3,901	\$0
MSW	51792	Old Dog New Tricks T-Shirts Limited Liability Company	2016-0128-MSW-E	DENTON	6/26/2018	\$2,500	\$500	\$2,000	\$0
MSW	51351	City of Crystal City	2015-1498-MSW-E	ZAVALA	6/27/2018	\$29,263	\$5,852	\$23,411	\$0
MSW	53932	MARTINEZ, JOE SR	2017-0269-MSW-E	LUBBOCK	6/27/2018	\$11,250	\$0	\$11,250	\$0
MSW	55232	RHEMAN, THOMAS S JR	2017-1497-MSW-E	CAMERON	6/27/2018	\$15,000	\$0	\$15,000	\$0
MSW	51869	City of Uvalde	2016-0206-MSW-E	UVALDE	6/27/2018	\$65,975	\$13,195	\$52,780	\$0
MSW	54935	HERRERA, HELEN	2017-1258-MSW-E	ATASCOSA	7/10/2018	\$1,250	\$0	\$1,250	\$0
MSW	55221	QUINTANA, PRESILIANO	2017-1490-MSW-E	HIDALGO	7/10/2018	\$1,750	\$0	\$1,750	\$0
MSW	55301	T7 Enterprises LLC	2017-1570-MSW-E	BURNET	7/17/2018	\$3,750	\$750	\$3,000	\$0
MSW	53092	Albert Anthony Jamail	2016-1452-MSW-E	KINNEY	7/25/2018	\$0	\$0	\$0	\$0
MSW	53777	CARD, CHARLIE *	2016-2135-MLM-E	GRIMES	7/25/2018	\$2,362	\$0	\$2,362	\$0
MSW	55284	Vision Top Soil LLC	2017-1546-MSW-E	BEXAR	7/31/2018	\$1,275	\$255	\$1,020	\$0
MSW	53562	City of Brady	2016-1929-MSW-E	MCCULLOCH	8/15/2018	\$17,718	\$3,543	\$0	\$14,175
MSW	54529	City Of Menard	2017-0787-MSW-E	MENARD	8/22/2018	\$13,494	\$2,698	\$0	\$10,796
MSW	53447	C. C. Crawford Retreading Company, Inc.	2016-1922-MSW-E	ELLIS	8/22/2018	\$48,750	\$45,150	\$3,600	\$0
MSW	53711	Hobert T. Douglas II	2016-2065-MSW-E	ORANGE	8/28/2018	\$3,937	\$337	\$3,600	\$0
<b>Subtotal for MSW : 40</b>						<b>\$561,554</b>	<b>\$275,386</b>	<b>\$261,197</b>	<b>\$24,971</b>
OL	54241	Marco A. Esquivel Ojeda	2017-0488-LII-E	PALO PINTO	9/19/2017	\$300	\$60	\$240	\$0
OL	53483	TILLEY, MIKE JASON	2016-1841-LII-E	COLLIN	11/7/2017	\$1,206	\$0	\$1,206	\$0
OL	54514	Colt Moss	2017-0770-LII-E	TAYLOR	11/7/2017	\$1,161	\$232	\$929	\$0
OL	54498	150 Sunset, LLC	2017-0798-LII-E	EL PASO	1/16/2018	\$1,030	\$206	\$824	\$0
OL	53961	CHAMBERS, CLIFF J	2017-0339-OSS-E	HARDIN	1/30/2018	\$527	\$0	\$527	\$0
OL	53791	KEANE, KEVIN W	2017-0008-LII-E	COLLIN	3/7/2018	\$1,197	\$0	\$1,197	\$0
OL	53467	LONG, SHAWN P	2016-1818-LII-E	SMITH	3/20/2018	\$535	\$107	\$428	\$0
OL	54469	Brent Middleton	2017-0708-LII-E	COLLIN	3/27/2018	\$1,686	\$337	\$1,349	\$0

## Singles Programs

## Appendix 5: List of Administrative Orders Issued - FY2018

Date Range Selected : 9/1/2017 - 08/31/2018

PGM	Case No.	Respondent Name	Docket#	County	Order Date	Penalty Assessed	Penalty Deferred	Payable Amount	SEP Offset
OL	55065	Land Restoration, LLC	2017-1325-LII-E	TRAVIS	4/24/2018	\$608	\$121	\$487	\$0
OL	54442	Walter E. Nix Jr.	2017-0680-WOC-E	BURLESON	5/4/2018	\$786	\$0	\$786	\$0
OL	54582	VINCENT, JUSTIN	2017-0818-LII-E	POLK	5/4/2018	\$948	\$0	\$948	\$0
OL	54051	Micci Carter	2017-0310-LII-E	COMAL	6/20/2018	\$948	\$0	\$948	\$0
OL	52908	CYPERT, DANNY JOE	2016-1299-LII-E	TAYLOR	6/27/2018	\$11,436	\$0	\$11,436	\$0
OL	55921	ZIESKE, DAVID E JR	2018-0475-WOC-E	HIDALGO	7/31/2018	\$175	\$0	\$175	\$0
<b>Subtotal for OL : 14</b>						<b>\$22,543</b>	<b>\$1,063</b>	<b>\$21,480</b>	<b>\$0</b>
PST	51491	THE DYNAMITE INC	2015-1656-PST-E	MONTGOMERY	9/6/2017	\$5,437	\$0	\$5,437	\$0
PST	53022	City of Alvin	2016-1389-PST-E	BRAZORIA	9/11/2017	\$15,689	\$3,137	\$12,552	\$0
PST	53076	Jan Enterprises Inc.	2016-1447-PST-E	TARRANT	9/11/2017	\$4,500	\$0	\$4,500	\$0
PST	53743	WRIGHT, TOMMY JR *	2016-2097-PST-E	STERLING	9/11/2017	\$15,702	\$3,140	\$12,562	\$0
PST	53925	Noble Business Inc.	2017-0144-PST-E	TARRANT	9/19/2017	\$3,750	\$750	\$3,000	\$0
PST	53891	KASHI, INC.	2017-0114-PST-E	NACOGDOCHES	9/19/2017	\$5,001	\$1,000	\$4,001	\$0
PST	53938	623 Pasadena, Inc.	2017-0154-PST-E	HARRIS	9/19/2017	\$3,563	\$712	\$2,851	\$0
PST	53543	Circle K Stores Inc.	2016-1915-PST-E	WILLIAMSON	9/19/2017	\$5,625	\$1,125	\$4,500	\$0
PST	53656	D.N.D. Corporation	2016-2033-PST-E	TARRANT	9/19/2017	\$4,500	\$900	\$3,600	\$0
PST	53867	Katchi, Inc.	2017-0087-PST-E	WILLIAMSON	9/19/2017	\$5,567	\$1,113	\$4,454	\$0
PST	54031	Anna Enterprise, LLC	2017-0263-PST-E	DALLAS	9/19/2017	\$4,500	\$900	\$3,600	\$0
PST	54346	Carmax Auto Superstores, Inc.	2017-0588-PST-E	BEXAR	9/19/2017	\$2,438	\$487	\$1,951	\$0
PST	53895	Pritul Investment Inc.	2017-0111-PST-E	DALLAS	9/19/2017	\$6,750	\$1,350	\$5,400	\$0
PST	53896	Comfort Retail, Inc.	2017-0112-PST-E	KENDALL	9/19/2017	\$7,255	\$1,451	\$5,804	\$0
PST	54331	Frontier Tank Lines, Inc.	2017-0591-PST-E	COLLIN	9/19/2017	\$1,605	\$321	\$1,284	\$0
PST	53999	Forterra Pipe & Precast, LLC	2017-0219-PST-E	DALLAS	9/19/2017	\$3,750	\$750	\$3,000	\$0
PST	52491	ALORICA	2016-1077-PST-E	JEFFERSON	9/19/2017	\$3,000	\$600	\$2,400	\$0
PST	54302	Purvi Investment, LLC	2017-0544-PST-E	CALDWELL	9/19/2017	\$2,497	\$499	\$1,998	\$0
PST	54061	Texas Kohinoor Investments, LLC	2017-0287-PST-E	AUSTIN	9/19/2017	\$5,754	\$1,150	\$4,604	\$0
PST	52392	REHMAN, MYONG	2016-0763-PST-E	BASTROP	9/23/2017	\$4,500	\$0	\$4,500	\$0
PST	51157	ARMAN MANAGEMENT CORP.	2015-1288-PST-E	DALLAS	9/25/2017	\$11,058	\$0	\$11,058	\$0
PST	50388	CHOWDHURY, SHAKIL	2015-0579-PST-E	HUNT	9/25/2017	\$21,144	\$4,228	\$16,916	\$0
PST	54104	Maheen Enterprises, Inc	2017-0333-PST-E	HARRIS	9/26/2017	\$7,034	\$1,406	\$5,628	\$0
PST	54194	Freeway Investment, Inc	2017-0426-PST-E	TARRANT	9/26/2017	\$2,566	\$513	\$2,053	\$0
PST	54063	CtgTx Inc.	2017-0286-PST-E	DALLAS	9/26/2017	\$3,375	\$675	\$2,700	\$0
PST	54351	AADIT PETROTECH LLC	2017-0589-PST-E	CHAMBERS	9/26/2017	\$6,813	\$1,362	\$5,451	\$0
PST	54059	UVM INVESTMENT INC	2017-0275-PST-E	DALLAS	9/26/2017	\$4,688	\$937	\$3,751	\$0
PST	54069	GROCE, ROGER R	2017-0292-PST-E	BURLESON	9/26/2017	\$5,625	\$1,125	\$4,500	\$0
PST	54015	NIROJ CORPORATION	2017-0231-PST-E	DALLAS	9/26/2017	\$3,504	\$700	\$2,804	\$0
PST	53865	LIM, JONG CHUL	2017-0078-PST-E	MONTAGUE	9/26/2017	\$3,375	\$675	\$2,700	\$0
PST	53037	Texas Department of Transportation	2016-1407-PST-E	BEXAR	9/26/2017	\$4,313	\$862	\$0	\$3,451
PST	53941	Sona Stores, Inc.	2017-0157-PST-E	NEWTON	9/26/2017	\$7,188	\$1,437	\$5,751	\$0
PST	54052	Shady Grove Management Group, Inc	2017-0278-PST-E	DALLAS	9/26/2017	\$6,000	\$1,200	\$4,800	\$0
PST	54034	Sneha Enterprises, Inc.	2017-0259-PST-E	DALLAS	9/26/2017	\$3,750	\$750	\$3,000	\$0
PST	51895	Pradhan and Company, Inc.	2016-0290-PST-E	TARRANT	9/26/2017	\$4,500	\$900	\$3,600	\$0
PST	53851	Mcdonald Transit, Inc.	2017-0121-PST-E	TRAVIS	10/10/2017	\$9,892	\$1,978	\$7,914	\$0

## Singles Programs

## Appendix 5: List of Administrative Orders Issued - FY2018

Date Range Selected : 9/1/2017 - 08/31/2018

PGM	Case No.	Respondent Name	Docket#	County	Order Date	Penalty Assessed	Penalty Deferred	Payable Amount	SEP Offset
PST	53939	YORK INC	2017-0155-PST-E	ERATH	10/10/2017	\$2,567	\$0	\$2,567	\$0
PST	53049	NEW KADMUS TEXAS, INC.	2016-1426-PST-E	HARRISON	10/10/2017	\$4,816	\$0	\$4,816	\$0
PST	52414	OSMANI, TY	2016-0774-PST-E	GRAYSON	10/10/2017	\$5,000	\$0	\$5,000	\$0
PST	51704	QXY LLC *	2016-0027-PST-E	HARRIS	10/10/2017	\$21,880	\$0	\$21,880	\$0
PST	52349	OSMANI, TY	2016-0751-PST-E	GRAYSON	10/10/2017	\$7,500	\$0	\$7,500	\$0
PST	53929	C-Store Products Inc	2017-0243-PST-E	MONTAGUE	10/10/2017	\$3,750	\$0	\$3,750	\$0
PST	52659	FREEPORT HOLDINGS, LLC	2016-1037-PST-E	BRAZORIA	10/10/2017	\$10,887	\$2,177	\$8,710	\$0
PST	53470	INDUS INTEREST, LLC	2016-1823-PST-E	POLK	10/10/2017	\$7,813	\$1,562	\$6,251	\$0
PST	54563	MEHAR ENTERPRISES, LLC	2017-0810-PST-E	SABINE	10/17/2017	\$3,563	\$712	\$2,851	\$0
PST	54385	Everest View Corporation	2017-0619-PST-E	DALLAS	10/17/2017	\$2,438	\$487	\$1,951	\$0
PST	54242	Sambhav Investment Inc	2017-0482-PST-E	MATAGORDA	10/17/2017	\$3,375	\$675	\$2,700	\$0
PST	54173	Heavenin, Inc.	2017-0400-PST-E	TRAVIS	10/17/2017	\$3,375	\$675	\$2,700	\$0
PST	54374	Ali's Market, Inc.	2017-0697-PST-E	KAUFMAN	10/17/2017	\$4,500	\$900	\$3,600	\$0
PST	52873	BROWN, MARIE E	2016-1255-PST-E	HIDALGO	10/24/2017	\$7,188	\$0	\$7,188	\$0
PST	53087	NIROJ CORPORATION	2016-1451-PST-E	TARRANT	10/24/2017	\$4,629	\$0	\$4,629	\$0
PST	54344	HNA 359, LLC	2017-0592-PST-E	FORT BEND	10/24/2017	\$4,612	\$922	\$3,690	\$0
PST	53290	242 EXPRESS, INC.	2016-1628-PST-E	HOUSTON	10/26/2017	\$3,877	\$0	\$3,877	\$0
PST	54001	MAKLI THATTA ENTERPRISE INC	2017-0222-PST-E	HARRIS	10/26/2017	\$8,004	\$0	\$8,004	\$0
PST	53097	City of Rockwall	2016-1454-PST-E	ROCKWALL	11/7/2017	\$2,438	\$487	\$1,951	\$0
PST	54259	FORTEEN M ENTERPRISES INC	2017-0516-PST-E	TARRANT	11/7/2017	\$7,227	\$1,445	\$5,782	\$0
PST	54367	SHLOK KRISHNA RONAK LLC	2017-0607-PST-E	DALLAS	11/7/2017	\$3,938	\$787	\$3,151	\$0
PST	54263	R.N.A. Corporation	2017-0514-PST-E	BRAZORIA	11/7/2017	\$5,564	\$1,112	\$4,452	\$0
PST	54556	CHIRAGH ENTERPRISE INC	2017-0803-PST-E	MADISON	11/7/2017	\$3,750	\$750	\$3,000	\$0
PST	53098	K. U. Food Mart, L.P. *	2016-1456-PST-E	TARRANT	11/7/2017	\$21,106	\$0	\$21,106	\$0
PST	54048	Fiesta Mart, L.L.C.	2017-0260-PST-E	TRAVIS	11/7/2017	\$9,317	\$1,863	\$7,454	\$0
PST	51732	LARABERRY5 CORPORATION	2016-0065-PST-E	COTTLE	11/7/2017	\$4,500	\$900	\$3,600	\$0
PST	54320	Panjtan, Inc.	2017-0552-PST-E	KAUFMAN	11/7/2017	\$6,750	\$1,350	\$5,400	\$0
PST	54089	MAAS VENTURES, LLC	2017-0318-PST-E	HARRIS	11/7/2017	\$8,244	\$1,648	\$6,596	\$0
PST	54471	Barrera Investments, Inc.	2017-0699-PST-E	REFUGIO	11/7/2017	\$1,188	\$237	\$951	\$0
PST	53371	City of Red Oak	2016-1721-PST-E	ELLIS	11/7/2017	\$7,689	\$1,537	\$0	\$6,152
PST	54144	BA Properties Management, Inc.	2017-0375-PST-E	HARRIS	11/7/2017	\$3,036	\$607	\$2,429	\$0
PST	54019	AMINABEN ENTERPRISES, INC.	2017-0242-PST-E	HARRIS	11/7/2017	\$9,268	\$1,853	\$7,415	\$0
PST	54189	Lone Star Corrugated Container Corporation	2017-0581-PST-E	DALLAS	11/7/2017	\$3,000	\$600	\$2,400	\$0
PST	54257	NHB Corporation	2017-0675-PST-E	MCLENNAN	11/7/2017	\$3,128	\$625	\$2,503	\$0
PST	52963	PRITEN YOGESH PATEL LLC	2016-1330-PST-E	LUBBOCK	11/15/2017	\$8,748	\$1,749	\$6,999	\$0
PST	52961	Petrotex Fuels, Inc.	2016-1316-PST-E	JEFFERSON	11/15/2017	\$8,625	\$1,725	\$6,900	\$0
PST	51746	Roha Enterprises, Inc.	2016-0075-PST-E	BELL	11/15/2017	\$6,766	\$0	\$6,766	\$0
PST	52468	Murphy Oil USA, Inc.	2016-0878-PST-E	GRAYSON	11/15/2017	\$40,014	\$0	\$40,014	\$0
PST	52656	OSMANI, TY	2016-1036-PST-E	GRAYSON	11/15/2017	\$8,439	\$0	\$8,439	\$0
PST	51747	WINSLOW, KATHRYN S *	2016-0074-PST-E	JEFFERSON	11/21/2017	\$18,687	\$0	\$18,687	\$0
PST	54732	Children's Medical Center Of Dallas	2017-0978-PST-E	DALLAS	11/28/2017	\$2,438	\$487	\$1,951	\$0
PST	54612	HIREN BUSINESS INC.	2017-0851-PST-E	HARRIS	11/28/2017	\$3,504	\$700	\$2,804	\$0
PST	54509	Three Paks, Inc.	2017-0754-PST-E	KAUFMAN	11/28/2017	\$2,813	\$562	\$2,251	\$0

## Singles Programs

## Appendix 5: List of Administrative Orders Issued - FY2018

Date Range Selected : 9/1/2017 - 08/31/2018

PGM	Case No.	Respondent Name	Docket#	County	Order Date	Penalty Assessed	Penalty Deferred	Payable Amount	SEP Offset
PST	54067	Amr Financials, Inc	2017-0304-PST-E	BURLESON	11/28/2017	\$3,375	\$0	\$3,375	\$0
PST	54515	Lrz Investments Inc	2017-0752-PST-E	DALLAS	11/28/2017	\$4,317	\$863	\$3,454	\$0
PST	54047	HANEY, JEFF MILTON *	2017-0258-PST-E	JEFFERSON	11/28/2017	\$3,937	\$0	\$3,937	\$0
PST	54322	BA Properties Management, Inc.	2017-0565-PST-E	HARRIS	11/28/2017	\$6,750	\$1,350	\$5,400	\$0
PST	54412	Coastal Transport Co., Inc.	2017-0647-PST-E	BEXAR	11/28/2017	\$3,105	\$621	\$2,484	\$0
PST	54636	ZR CO, INC.	2017-0876-PST-E	DALLAS	11/28/2017	\$3,375	\$675	\$2,700	\$0
PST	54705	Oil Purification Specialists, Inc.	2017-0919-PST-E	MONTGOMERY	11/28/2017	\$1,233	\$246	\$987	\$0
PST	54788	Vishva, Inc.	2017-1046-PST-E	CALDWELL	11/28/2017	\$3,751	\$750	\$3,001	\$0
PST	54319	Coastal Transport Co., Inc.	2017-0548-PST-E	BEXAR	11/28/2017	\$3,105	\$621	\$2,484	\$0
PST	53542	Bellville Isd	2017-0920-PST-E	AUSTIN	11/28/2017	\$2,438	\$487	\$1,951	\$0
PST	54251	DONA PAOLA, LLC	2017-0499-PST-E	CAMERON	11/28/2017	\$6,984	\$0	\$6,984	\$0
PST	54444	AQEEL BUSINESS, INC.	2017-0678-PST-E	COLORADO	12/5/2017	\$3,750	\$750	\$3,000	\$0
PST	54615	SHAHZAD, ASIM	2017-0852-PST-E	LIBERTY	12/5/2017	\$3,375	\$675	\$2,700	\$0
PST	54021	NEW BROTHERS ENTERPRISES INC	2017-0349-PST-E	TARRANT	12/5/2017	\$6,353	\$1,270	\$5,083	\$0
PST	54720	Midtex Oil, L.P.	2017-0971-PST-E	COMAL	12/5/2017	\$1,230	\$246	\$984	\$0
PST	54368	Immanuel Enterprise, Inc.	2017-0585-PST-E	DALLAS	12/5/2017	\$6,129	\$1,225	\$4,904	\$0
PST	54424	THOMACHEN, THOMAS	2017-0778-PST-E	HUNT	12/5/2017	\$4,501	\$900	\$3,601	\$0
PST	53212	MERITOCRACY GROUP INC.	2016-1560-PST-E	HIDALGO	12/5/2017	\$4,624	\$0	\$4,624	\$0
PST	54148	ALERO ENTERPRISE LLC	2017-0385-PST-E	PARKER	12/5/2017	\$5,491	\$1,098	\$4,393	\$0
PST	52977	NNP TRADING, INC.	2016-1352-PST-E	TARRANT	12/13/2017	\$9,000	\$0	\$9,000	\$0
PST	54282	ZRPRASLA INC.	2017-0513-PST-E	GRIMES	12/15/2017	\$33,850	\$6,770	\$27,080	\$0
PST	53376	ROOT FUEL, LLC	2016-1720-PST-E	HARRIS	12/15/2017	\$14,056	\$0	\$14,056	\$0
PST	53856	SAHAD INVESTMENTS, INC.	2017-0071-PST-E	KENDALL	12/15/2017	\$4,500	\$0	\$4,500	\$0
PST	54196	Fort Worth Transportation Authority	2017-0434-PST-E	TARRANT	12/15/2017	\$16,125	\$3,225	\$12,900	\$0
PST	54195	Sam Lim, Inc.	2017-0435-PST-E	TARRANT	12/15/2017	\$11,475	\$2,295	\$9,180	\$0
PST	52085	Jenkins Investment, LTD.	2016-0437-PST-E	HARRIS	12/19/2017	\$1,213	\$0	\$1,213	\$0
PST	53759	JOHNSON, DAVID J	2016-2148-PST-E	GALVESTON	12/19/2017	\$4,687	\$937	\$3,750	\$0
PST	54114	MS KEMAH INVESTMENTS LLC	2017-0343-PST-E	BRAZORIA	12/19/2017	\$5,000	\$1,000	\$4,000	\$0
PST	54492	SKYTOP HIP HOP INC	2017-0717-PST-E	BEXAR	12/19/2017	\$5,062	\$1,012	\$4,050	\$0
PST	54310	Himchuli International LLC	2017-0551-PST-E	TARRANT	12/19/2017	\$3,563	\$712	\$2,851	\$0
PST	54624	525 Atrium, L.P.	2017-0902-PST-E	DALLAS	12/19/2017	\$1,250	\$250	\$1,000	\$0
PST	54504	Cell-Kay, Inc.	2017-0735-PST-E	CAMERON	12/19/2017	\$6,853	\$1,370	\$5,483	\$0
PST	54741	MALIKA INVESTMENT INC	2017-0988-PST-E	COOKE	12/19/2017	\$2,813	\$562	\$2,251	\$0
PST	54679	Preferred Petroleum Services Inc	2017-0917-PST-E	TARRANT	12/19/2017	\$1,600	\$320	\$1,280	\$0
PST	53427	POINT TARGET ENTERPRISES INC *	2016-1773-PST-E	SMITH	1/2/2018	\$6,975	\$0	\$6,975	\$0
PST	53008	TAAS Corporation	2016-1374-PST-E	TARRANT	1/2/2018	\$7,254	\$0	\$7,254	\$0
PST	52576	Al Nar, Inc.	2016-0952-PST-E	BEXAR	1/16/2018	\$3,375	\$675	\$2,700	\$0
PST	53276	New A Malik, Inc.	2016-1624-PST-E	HENDERSON	1/16/2018	\$3,750	\$750	\$3,000	\$0
PST	55107	J. H. Strain & Sons, Inc.	2017-1372-PST-E	TAYLOR	1/16/2018	\$875	\$0	\$875	\$0
PST	54936	SBE Enterprises, Inc.	2017-1213-PST-E	HARRIS	1/30/2018	\$1,736	\$347	\$1,389	\$0
PST	53414	Saakshi Inc	2016-1758-PST-E	FANNIN	1/30/2018	\$4,500	\$900	\$3,600	\$0
PST	52905	US Department of Agriculture	2016-1329-PST-E	HIDALGO	1/30/2018	\$3,375	\$675	\$2,700	\$0
PST	54661	Vishva, Inc.	2017-0903-PST-E	CALDWELL	1/30/2018	\$3,000	\$600	\$2,400	\$0



## Singles Programs

## Appendix 5: List of Administrative Orders Issued - FY2018

Date Range Selected : 9/1/2017 - 08/31/2018

PGM	Case No.	Respondent Name	Docket#	County	Order Date	Penalty Assessed	Penalty Deferred	Payable Amount	SEP Offset
PST	54622	RAHIL INVESTMENTS INC	2017-0869-PST-E	GRIMES	1/30/2018	\$3,375	\$675	\$2,700	\$0
PST	53949	MOMIN, AKBAR ALI	2017-0171-PST-E	WILLIAMSON	1/30/2018	\$3,563	\$712	\$2,851	\$0
PST	54714	Gulmohar Enterprises Inc	2017-0952-PST-E	FANNIN	1/30/2018	\$3,129	\$625	\$2,504	\$0
PST	54968	Sunshine Food Mart, Inc.	2017-1237-PST-E	NACOGDOCHES	1/30/2018	\$3,750	\$750	\$3,000	\$0
PST	53183	MERITOCRACY UNION INC.	2016-1564-PST-E	CAMERON	1/30/2018	\$5,754	\$0	\$5,754	\$0
PST	54333	TAYLOR, SHANE *	2017-0635-PST-E	MOTLEY	1/30/2018	\$2,250	\$450	\$1,800	\$0
PST	52569	Venus Operating Corp.	2016-1188-PST-E	JOHNSON	1/30/2018	\$4,125	\$825	\$3,300	\$0
PST	53093	PATEL, NARESH P	2016-1490-PST-E	WISE	1/30/2018	\$3,375	\$675	\$2,700	\$0
PST	53515	SHIV OMKARA INC	2016-1871-PST-E	WHARTON	1/30/2018	\$3,375	\$675	\$2,700	\$0
PST	54911	Circle K Stores Inc.	2017-1191-PST-E	CALDWELL	1/30/2018	\$7,500	\$1,500	\$6,000	\$0
PST	54516	Shivam Business, Inc.	2017-0750-PST-E	COOKE	1/30/2018	\$6,879	\$1,375	\$5,504	\$0
PST	54545	BUFFALO CHEVRON FOOD MART, INC.	2017-0780-PST-E	FREESTONE	1/30/2018	\$2,567	\$513	\$2,054	\$0
PST	54324	G & G Lions, Inc. *	2017-0545-PST-E	ROBERTSON	1/30/2018	\$3,750	\$750	\$3,000	\$0
PST	53606	CYDIA INC	2016-1970-PST-E	NAVARRO	1/31/2018	\$10,801	\$0	\$10,801	\$0
PST	54272	ULLAH, ZUBAIR	2017-0515-PST-E	KLEBERG	1/31/2018	\$7,875	\$1,575	\$6,300	\$0
PST	53139	DELEON, JOSE C	2016-1495-PST-E	HIDALGO	1/31/2018	\$12,765	\$0	\$12,765	\$0
PST	53222	JALBHE INVESTMENT INC.	2016-1573-PST-E	GREGG	1/31/2018	\$9,900	\$0	\$9,900	\$0
PST	53360	Idris Investments, Inc.	2016-1898-PST-E	TARRANT	1/31/2018	\$5,000	\$0	\$5,000	\$0
PST	51586	OMAR, ZIA	2016-0028-PST-E	TARRANT	1/31/2018	\$8,793	\$1,758	\$7,035	\$0
PST	54441	Houston Country Club	2017-0751-PST-E	HARRIS	1/31/2018	\$11,700	\$2,340	\$9,360	\$0
PST	52102	DHANANI, RICK	2016-0457-PST-E	MCLENNAN	1/31/2018	\$5,107	\$0	\$5,107	\$0
PST	53536	BASTROP FOOD MART, LLC	2016-1899-PST-E	BASTROP	1/31/2018	\$13,457	\$0	\$13,457	\$0
PST	53488	RALL, HARPREET	2016-1840-PST-E	MONTGOMERY	1/31/2018	\$8,063	\$1,612	\$6,451	\$0
PST	52765	Wheat Energy Services, Inc.	2016-1151-PST-E	RUNNELS	1/31/2018	\$11,626	\$2,324	\$9,302	\$0
PST	53459	Bharwani Investment Group, Inc.	2016-1813-PST-E	TARRANT	1/31/2018	\$9,750	\$0	\$9,750	\$0
PST	54058	Shujat Holding Company	2017-0276-PST-E	ORANGE	1/31/2018	\$8,231	\$0	\$8,231	\$0
PST	54519	Sugarland Petroleum, Inc.	2017-0747-PST-E	HARRIS	2/13/2018	\$6,879	\$1,375	\$5,504	\$0
PST	54680	S & M Inc	2017-0931-PST-E	FANNIN	2/13/2018	\$7,437	\$1,487	\$5,950	\$0
PST	53539	Turnpike USA Investments Inc	2016-1897-PST-E	HUNT	2/13/2018	\$2,438	\$487	\$1,951	\$0
PST	54927	Scyene Mobil, L.L.C.	2017-1194-PST-E	DALLAS	2/13/2018	\$3,750	\$750	\$3,000	\$0
PST	53011	Saad Ali Azmat, Inc.	2016-1392-PST-E	MCLENNAN	2/13/2018	\$3,375	\$675	\$2,700	\$0
PST	54510	City of Bryan	2017-1045-PST-E	BRAZOS	2/13/2018	\$4,500	\$900	\$3,600	\$0
PST	54848	H. C. Blakewell, Inc.	2017-1095-PST-E	TARRANT	2/13/2018	\$3,375	\$675	\$2,700	\$0
PST	54377	RIGHT LANE ENTERPRISE INC.	2017-0612-PST-E	DALLAS	2/13/2018	\$4,500	\$900	\$3,600	\$0
PST	53953	Sunrise Valley Properties Inc	2017-0172-PST-E	ERATH	2/13/2018	\$3,891	\$778	\$3,113	\$0
PST	54759	GANIM, JOHN	2017-0996-PST-E	HARRIS	2/13/2018	\$3,937	\$787	\$3,150	\$0
PST	54334	CORN WARRIOR LLC	2017-0569-PST-E	DALLAS	2/13/2018	\$3,750	\$750	\$3,000	\$0
PST	54123	Kort's Korner, Inc.	2017-0355-PST-E	FAYETTE	2/13/2018	\$3,375	\$675	\$2,700	\$0
PST	54434	ZAMAN, MUHAMMAD	2017-0666-PST-E	SAN PATRICIO	2/13/2018	\$5,625	\$1,125	\$4,500	\$0
PST	54601	New K & T Quick Stop, Inc.	2017-0821-PST-E	TARRANT	2/14/2018	\$11,948	\$0	\$11,948	\$0
PST	53318	Abhh International, LLC *	2016-1893-PST-E	JEFFERSON	2/14/2018	\$13,125	\$0	\$13,125	\$0
PST	54205	Ranglers Group Inc	2017-0481-PST-E	ERATH	2/27/2018	\$3,375	\$675	\$2,700	\$0
PST	54700	Sawani Group, Inc.	2017-1020-PST-E	HARRIS	2/27/2018	\$2,563	\$512	\$2,051	\$0

## Singles Programs

## Appendix 5: List of Administrative Orders Issued - FY2018

Date Range Selected : 9/1/2017 - 08/31/2018

PGM	Case No.	Respondent Name	Docket#	County	Order Date	Penalty Assessed	Penalty Deferred	Payable Amount	SEP Offset
PST	54909	Oil Masters Of Kilgore, Inc.	2017-1178-PST-E	GREGG	2/27/2018	\$1,626	\$325	\$1,301	\$0
PST	53829	Amin Enterprises, Inc.	2017-0046-PST-E	BRAZORIA	2/27/2018	\$6,750	\$1,350	\$5,400	\$0
PST	54569	Badesha Enterprise LLC	2017-0816-PST-E	COOKE	2/27/2018	\$6,750	\$1,350	\$5,400	\$0
PST	54768	Eshal If, Inc.	2017-1029-PST-E	HARRIS	2/27/2018	\$3,973	\$794	\$3,179	\$0
PST	53996	SBINI, LISA *	2017-0221-PST-E	DALLAS	2/27/2018	\$3,375	\$675	\$2,700	\$0
PST	53344	Northwest Petroleum LP	2016-1679-PST-E	HARRIS	3/6/2018	\$2,813	\$0	\$2,813	\$0
PST	54482	PENA, HERMILO	2017-0730-PST-E	NUECES	3/6/2018	\$7,340	\$0	\$7,340	\$0
PST	54166	Fikes Wholesale, Inc.	2017-0480-PST-E	TERRY	3/7/2018	\$30,488	\$6,097	\$24,391	\$0
PST	53060	Stafford Retail Center, Inc.	2016-1793-PST-E	FORT BEND	3/7/2018	\$34,050	\$0	\$34,050	\$0
PST	54000	Fikes Wholesale, Inc.	2017-0227-PST-E	ERATH	3/7/2018	\$12,600	\$2,520	\$10,080	\$0
PST	54340	Bahubali Investment Inc	2017-0587-PST-E	MATAGORDA	3/7/2018	\$8,263	\$1,652	\$6,611	\$0
PST	53532	GIBSON, VIVIAN R	2016-1901-PST-E	ELLIS	3/7/2018	\$13,562	\$2,712	\$10,850	\$0
PST	54026	Eastern DHAKA, Inc.	2017-0245-PST-E	GALVESTON	3/7/2018	\$5,500	\$0	\$5,500	\$0
PST	52675	ZQS CORPORATION, INC.	2016-1052-PST-E	GALVESTON	3/7/2018	\$9,735	\$0	\$9,735	\$0
PST	53876	ALVIS, GENE RANDY *	2017-0095-PST-E	NEWTON	3/12/2018	\$5,953	\$0	\$5,953	\$0
PST	54520	Ddmrk Management, Inc.	2017-0748-PST-E	COOKE	3/12/2018	\$10,254	\$2,050	\$8,204	\$0
PST	54583	Rakah Inc.	2017-0877-PST-E	COOKE	3/20/2018	\$4,500	\$900	\$3,600	\$0
PST	54318	Central Transport LLC *	2017-0553-PST-E	TARRANT	3/20/2018	\$5,626	\$1,125	\$4,501	\$0
PST	52227	GUL ENTERPRISES LLC	2016-0591-PST-E	SMITH	3/20/2018	\$4,500	\$0	\$4,500	\$0
PST	51793	RIJAL TRADERS, INC.	2016-0136-PST-E	MONTGOMERY	3/20/2018	\$5,607	\$0	\$5,607	\$0
PST	54422	SEMINOLE VENTURES LLC	2017-0644-PST-E	TARRANT	3/20/2018	\$7,313	\$0	\$7,313	\$0
PST	54693	Andrews Independent Schools	2017-0947-PST-E	ANDREWS	3/20/2018	\$3,375	\$675	\$2,700	\$0
PST	54830	Asheville Enterprises, Inc.	2017-1163-PST-E	TARRANT	3/20/2018	\$3,750	\$0	\$3,750	\$0
PST	54919	Hoodbro Enterprises, Inc.	2017-1261-PST-E	DALLAS	3/20/2018	\$7,500	\$1,500	\$6,000	\$0
PST	54754	Clubcorp NV V, LLC	2017-1031-PST-E	DENTON	3/20/2018	\$4,640	\$928	\$3,712	\$0
PST	54690	SAAS INVESTMENT GROUP LLC	2017-0946-PST-E	FANNIN	3/20/2018	\$3,375	\$675	\$2,700	\$0
PST	55023	DE TAVAREZ, JACINTA LUCIO	2017-1283-PST-E	BRAZOS	3/20/2018	\$3,563	\$712	\$2,851	\$0
PST	54989	MAHANT CORPORATION	2017-1264-PST-E	DALLAS	3/20/2018	\$3,375	\$675	\$2,700	\$0
PST	54932	Riaji Corporation	2017-1203-PST-E	DALLAS	3/20/2018	\$2,438	\$487	\$1,951	\$0
PST	54335	BURNS, JAMIE L	2017-0570-PST-E	LUBBOCK	3/20/2018	\$7,355	\$1,471	\$5,884	\$0
PST	54908	TRIMAC TRANSPORTATION GROUP INC.	2017-1181-PST-E	TARRANT	3/20/2018	\$3,856	\$771	\$3,085	\$0
PST	53319	US Border Patrol	2016-1891-PST-E	WEBB	3/20/2018	\$4,875	\$975	\$3,900	\$0
PST	55060	Shahzab & Sara, Inc.	2017-1382-PST-E	HARRIS	3/20/2018	\$3,750	\$750	\$3,000	\$0
PST	53940	General Services Administration	2017-0156-PST-E	HARRIS	3/20/2018	\$4,500	\$900	\$3,600	\$0
PST	53827	Muhammad Khan, LLC	2017-0042-PST-E	ORANGE	3/20/2018	\$5,518	\$1,103	\$4,415	\$0
PST	52799	McAllen Hospitals, L.P.	2016-1194-PST-E	HIDALGO	3/20/2018	\$2,579	\$515	\$2,064	\$0
PST	55126	YBARRA, MARIE	2017-1397-PST-E	NEWTON	3/27/2018	\$1,642	\$328	\$1,314	\$0
PST	55022	AGA TRADERS INC.	2017-1284-PST-E	BEXAR	3/27/2018	\$3,375	\$675	\$2,700	\$0
PST	54321	RITA BUSINESS INC.	2017-0547-PST-E	KLEBERG	3/27/2018	\$7,443	\$1,488	\$5,955	\$0
PST	55202	VSS Holdings, L.L.C.	2017-1446-PST-E	HARRIS	3/27/2018	\$3,600	\$720	\$2,880	\$0
PST	53284	Hub City Convenience Stores, Inc.	2016-1630-PST-E	HALE	4/3/2018	\$3,850	\$0	\$3,850	\$0
PST	52944	BERNARD BUSINESS, LLC	2016-1287-PST-E	BRAZORIA	4/10/2018	\$5,853	\$1,170	\$4,683	\$0
PST	54635	I-45 Shell Truck Stop, LLC	2017-0889-PST-E	FREESTONE	4/10/2018	\$9,000	\$1,800	\$7,200	\$0

Date Range Selected : 9/1/2017 - 08/31/2018

PGM	Case No.	Respondent Name	Docket#	County	Order Date	Penalty Assessed	Penalty Deferred	Payable Amount	SEP Offset
PST	52501	Encompass Health Rehabilitation Hospital Of Midland Odessa, LLC	2016-0870-PST-E	MIDLAND	4/10/2018	\$6,887	\$0	\$6,887	\$0
PST	52999	ZAMANI, BEHROVS	2016-1365-PST-E	GALVESTON	4/10/2018	\$16,846	\$3,369	\$13,477	\$0
PST	54715	Ray Huffines Chevrolet Inc.	2017-0951-PST-E	COLLIN	4/10/2018	\$12,106	\$2,421	\$9,685	\$0
PST	52515	HADDAD, KENNETH J *	2016-0893-PST-E	EL PASO	4/10/2018	\$10,721	\$7,121	\$3,600	\$0
PST	54381	Bhai Business, LLC	2017-0620-PST-E	HARRIS	4/10/2018	\$7,629	\$0	\$7,629	\$0
PST	52515	HADDAD, MAYNARD J **	2016-0893-PST-E	EL PASO	4/10/2018	\$10,720	\$7,120	\$3,600	\$0
PST	54438	Vk&Hiana LLC	2017-0674-PST-E	SAN PATRICIO	4/10/2018	\$8,063	\$1,612	\$6,451	\$0
PST	54887	Lucky Lady Oil Company	2017-1152-PST-E	TARRANT	4/10/2018	\$2,356	\$471	\$1,885	\$0
PST	54172	HI & S INC	2017-0401-PST-E	DALLAS	4/10/2018	\$14,193	\$2,838	\$11,355	\$0
PST	52835	4B Group LLC	2016-1226-PST-E	KAUFMAN	4/13/2018	\$45,000	\$0	\$45,000	\$0
PST	55370	The University of Texas at Arlington	2017-1652-PST-E	TARRANT	4/24/2018	\$1,750	\$0	\$1,750	\$0
PST	54939	Velvin Oil Company, Inc.	2017-1215-PST-E	RUSK	4/24/2018	\$3,100	\$0	\$3,100	\$0
PST	55120	Channelview Truck Stop USA, LLC	2017-1364-PST-E	HARRIS	4/24/2018	\$4,663	\$0	\$4,663	\$0
PST	54283	FIRST YETI INC	2017-0512-PST-E	LUBBOCK	4/24/2018	\$5,813	\$0	\$5,813	\$0
PST	55045	BALGI ENTERPRISES INC	2017-1295-PST-E	DALLAS	4/24/2018	\$4,800	\$960	\$3,840	\$0
PST	54098	JACK MCKEE COWAN ESTATE	2017-0324-PST-E	TARRANT	4/24/2018	\$5,250	\$0	\$5,250	\$0
PST	54924	Panjwani Energy, LLC	2017-1193-PST-E	HARRIS	4/24/2018	\$5,625	\$1,125	\$4,500	\$0
PST	53501	EPP-TEXAS ACQUISITION, LLC	2016-1852-PST-E	TARRANT	5/4/2018	\$7,625	\$1,525	\$6,100	\$0
PST	53742	WIRT BUSINESS, LLC	2017-0007-PST-E	HARRIS	5/4/2018	\$12,152	\$2,430	\$9,722	\$0
PST	54586	Little "Nutt" Oil Co.	2017-0823-PST-E	SHELBY	5/4/2018	\$8,792	\$1,758	\$7,034	\$0
PST	54460	Federal Reserve Bank of Dallas	2017-0690-PST-E	EL PASO	5/4/2018	\$7,913	\$1,582	\$6,331	\$0
PST	54779	SPORT CYCLES, INC.	2017-1027-PST-E	HARRIS	5/4/2018	\$11,125	\$2,225	\$8,900	\$0
PST	54421	City Public Service Board	2017-0646-PST-E	BEXAR	5/4/2018	\$13,125	\$2,625	\$0	\$10,500
PST	54883	786 HANKAMER LLC	2017-1143-PST-E	CHAMBERS	5/4/2018	\$10,125	\$2,025	\$8,100	\$0
PST	54365	PALACIOS, DIANA	2017-0605-PST-E	ZAVALA	5/4/2018	\$9,187	\$5,587	\$3,600	\$0
PST	54336	MASHFN COMPANY INC	2017-0568-PST-E	KAUFMAN	5/8/2018	\$3,728	\$0	\$3,728	\$0
PST	54562	IDEALEASE OF HOUSTON, L.L.C.	2017-0811-PST-E	HARRIS	5/14/2018	\$17,172	\$3,434	\$13,738	\$0
PST	53789	H & K Jolly LLC	2017-0006-PST-E	CLAY	5/14/2018	\$13,629	\$2,725	\$10,904	\$0
PST	54057	ACOSTA BUSINESS INC.	2017-0277-PST-E	HARRIS	5/14/2018	\$11,626	\$0	\$11,626	\$0
PST	53807	Circle K Stores Inc.	2017-0030-PST-E	TRAVIS	5/14/2018	\$35,650	\$7,130	\$28,520	\$0
PST	53440	MR SAM'S FOOD MART, LLC	2016-1790-PST-E	TRAVIS	5/15/2018	\$3,375	\$675	\$2,700	\$0
PST	54647	SARFRAZ BUSINESS INC	2017-0887-PST-E	WALLER	5/15/2018	\$5,313	\$1,062	\$4,251	\$0
PST	53128	Bizome Investments, LLC	2016-1655-PST-E	RAINS	5/15/2018	\$4,687	\$937	\$3,750	\$0
PST	55028	Bryan's Convenience & Food Store, LLC	2017-1350-PST-E	JEFFERSON	5/15/2018	\$3,687	\$737	\$2,950	\$0
PST	54642	Westdale Royal Lane, LP	2017-0930-PST-E	DALLAS	5/22/2018	\$5,955	\$1,191	\$4,764	\$0
PST	53270	Quik-Way Retail Associates II, Ltd.	2016-1680-PST-E	TARRANT	5/22/2018	\$3,903	\$780	\$3,123	\$0
PST	52721	ALIMO INVESTMENTS, INC.	2016-1092-PST-E	JEFFERSON	5/22/2018	\$6,842	\$1,368	\$5,474	\$0
PST	54138	A & A STAR INC	2017-0370-PST-E	GALVESTON	5/22/2018	\$6,081	\$1,216	\$4,865	\$0
PST	54046	VEER GANESH INC	2017-0261-PST-E	DALLAS	5/22/2018	\$4,125	\$825	\$3,300	\$0
PST	54958	MAWANI, YASIN	2017-1240-PST-E	DALLAS	5/22/2018	\$4,000	\$800	\$3,200	\$0
PST	54740	NEW FAIR MART INC	2017-0987-PST-E	BEXAR	5/22/2018	\$3,375	\$675	\$2,700	\$0
PST	54728	GRATER ALLIANCE, INC.	2017-0974-PST-E	DALLAS	5/22/2018	\$3,750	\$750	\$3,000	\$0
PST	54807	AMAN 2003 ENTERPRISE CORPORATION	2017-1065-PST-E	DALLAS	5/22/2018	\$3,000	\$600	\$2,400	\$0

## Singles Programs

## Appendix 5: List of Administrative Orders Issued - FY2018

Date Range Selected : 9/1/2017 - 08/31/2018

PGM	Case No.	Respondent Name	Docket#	County	Order Date	Penalty Assessed	Penalty Deferred	Payable Amount	SEP Offset
PST	54542	Lockhart Market LLC	2017-0779-PST-E	CALDWELL	5/22/2018	\$4,500	\$900	\$3,600	\$0
PST	50483	Muhammad Khan, LLC	2015-0758-PST-E	ORANGE	5/30/2018	\$13,412	\$2,682	\$10,730	\$0
PST	54227	Alina Enterprises, Inc.	2017-0456-PST-E	HARRIS	5/30/2018	\$30,803	\$0	\$30,803	\$0
PST	54297	CONTRERAS, MARTIN *	2017-0753-PST-E	HALE	5/30/2018	\$3,750	\$0	\$3,750	\$0
PST	54486	PATEL, JAYESH A	2017-0720-PST-E	LUBBOCK	5/30/2018	\$10,593	\$2,118	\$8,475	\$0
PST	53525	AL BARI INC	2016-1880-PST-E	VAN ZANDT	5/30/2018	\$8,750	\$0	\$8,750	\$0
PST	55018	May Man Corp.	2017-1276-PST-E	HARRIS	6/5/2018	\$7,249	\$1,449	\$5,800	\$0
PST	55103	Culebra Phillips Mart, Inc.	2017-1381-PST-E	BEXAR	6/5/2018	\$2,562	\$512	\$2,050	\$0
PST	55054	TLG Properties, Ltd.	2017-1308-PST-E	HARRIS	6/5/2018	\$7,500	\$1,500	\$6,000	\$0
PST	55044	City of Mineral Wells	2017-1296-PST-E	PALO PINTO	6/5/2018	\$2,813	\$562	\$0	\$2,251
PST	55152	SAI JBA INC	2017-1407-PST-E	DALLAS	6/5/2018	\$6,750	\$1,350	\$5,400	\$0
PST	55113	TA & JP Company	2017-1395-PST-E	TITUS	6/5/2018	\$4,500	\$900	\$3,600	\$0
PST	53579	ARC TALENT LLC	2016-1946-PST-E	HENDERSON	6/5/2018	\$2,567	\$513	\$2,054	\$0
PST	54235	GEELANI, MOHAMMAD	2017-0479-PST-E	COLLIN	6/5/2018	\$4,725	\$945	\$3,780	\$0
PST	55119	WEST & WEST EXPRESS INC	2017-1445-PST-E	HOUSTON	6/5/2018	\$7,000	\$1,400	\$5,600	\$0
PST	54893	SHKH LLC	2017-1158-PST-E	GREGG	6/5/2018	\$3,517	\$703	\$2,814	\$0
PST	55254	C4 FUELS, LLC	2017-1524-PST-E	JONES	6/5/2018	\$2,601	\$520	\$2,081	\$0
PST	55070	Shreedevi AA Corporation	2017-1322-PST-E	WICHITA	6/5/2018	\$4,500	\$900	\$3,600	\$0
PST	54826	Cedar Shell LLC	2017-1091-PST-E	DALLAS	6/5/2018	\$6,563	\$1,312	\$5,251	\$0
PST	55104	Tanzil Enterprise Inc	2017-1377-PST-E	BEXAR	6/5/2018	\$3,375	\$675	\$2,700	\$0
PST	55105	PJ & MGR LLC	2017-1379-PST-E	UPSHUR	6/5/2018	\$3,375	\$675	\$2,700	\$0
PST	54972	Shyamaji Inc.	2017-1246-PST-E	DALLAS	6/12/2018	\$5,813	\$0	\$5,813	\$0
PST	52971	Anum Texas Corp	2016-1340-PST-E	TARRANT	6/12/2018	\$4,629	\$0	\$4,629	\$0
PST	53781	OILER COUNTRY STORE, LLC	2016-2131-PST-E	HARDIN	6/20/2018	\$10,153	\$2,030	\$8,123	\$0
PST	54598	A C Mobile Inc	2017-0826-PST-E	HARRIS	6/20/2018	\$10,129	\$0	\$10,129	\$0
PST	54985	SAM BROTHERS, INC.	2017-1241-PST-E	RUSK	6/20/2018	\$7,582	\$0	\$7,582	\$0
PST	53308	Alvin Retails, Inc.	2016-1649-PST-E	BRAZORIA	6/20/2018	\$8,788	\$1,757	\$7,031	\$0
PST	53359	GAS N GRUB 102 LLC	2016-1714-PST-E	TARRANT	6/20/2018	\$16,501	\$0	\$16,501	\$0
PST	52966	DUPUIS, KENNETH	2016-1343-PST-E	ORANGE	6/20/2018	\$20,349	\$19,149	\$1,200	\$0
PST	55390	Mildred Independent School District	2017-1676-PST-E	NAVARRO	6/26/2018	\$2,625	\$0	\$2,625	\$0
PST	54971	Medina Children's Home	2017-1262-PST-E	BANDERA	6/26/2018	\$3,263	\$652	\$2,611	\$0
PST	54435	Triangle Rotating Equipment Specialist, Inc.	2017-0718-PST-E	ORANGE	6/26/2018	\$2,575	\$0	\$2,575	\$0
PST	55000	Texas New Horizon, Inc.	2017-1266-PST-E	HARRIS	6/26/2018	\$4,500	\$900	\$3,600	\$0
PST	55468	Bains Brothers, LLC	2017-1759-PST-E	DALLAS	6/26/2018	\$5,250	\$0	\$5,250	\$0
PST	55209	M. A. R. M. C. Inc.	2017-1481-PST-E	MONTGOMERY	6/26/2018	\$3,063	\$612	\$2,451	\$0
PST	55411	H.B. Babwani Enterprises, LLC	2017-1698-PST-E	DALLAS	6/26/2018	\$2,438	\$487	\$1,951	\$0
PST	55155	Fatani Group Enterprises, Inc.	2017-1415-PST-E	MONTGOMERY	6/26/2018	\$6,139	\$1,227	\$4,912	\$0
PST	55098	CHOICE STORES INC	2017-1345-PST-E	KAUFMAN	6/26/2018	\$3,375	\$675	\$2,700	\$0
PST	54567	Sain Venture, LLC.	2017-0815-PST-E	KAUFMAN	6/26/2018	\$4,500	\$0	\$4,500	\$0
PST	55317	JAYA SHAMBO INC	2017-1589-PST-E	WICHITA	6/26/2018	\$3,499	\$699	\$2,800	\$0
PST	53717	MARLEY, JACK	2016-2068-PST-E	DICKENS	6/27/2018	\$4,915	\$0	\$4,915	\$0
PST	52863	MA FOOD MART, INC.	2016-1252-PST-E	TARRANT	6/27/2018	\$22,336	\$4,467	\$17,869	\$0
PST	54650	SEHER ENTERPRISE INC	2017-0890-PST-E	HARRIS	6/27/2018	\$8,478	\$1,695	\$6,783	\$0

Date Range Selected : 9/1/2017 - 08/31/2018

PGM	Case No.	Respondent Name	Docket#	County	Order Date	Penalty Assessed	Penalty Deferred	Payable Amount	SEP Offset
PST	54687	Dallas County Schools	2017-0918-PST-E	DALLAS	6/27/2018	\$43,750	\$8,750	\$35,000	\$0
PST	54352	AMT Enterprises, Inc.	2017-0590-PST-E	PARKER	6/27/2018	\$13,788	\$2,757	\$11,031	\$0
PST	54389	HS Business Inc.	2017-0637-PST-E	HARRIS	6/27/2018	\$34,225	\$6,845	\$27,380	\$0
PST	54608	SPEEDY BEER & WINE INC	2017-0850-PST-E	DALLAS	6/27/2018	\$9,000	\$1,800	\$7,200	\$0
PST	54323	FILMS CORPORATION	2017-0546-PST-E	KAUFMAN	6/27/2018	\$8,756	\$0	\$8,756	\$0
PST	55050	Everest International Group, LLC	2017-1633-PST-E	ELLIS	7/10/2018	\$3,600	\$720	\$2,880	\$0
PST	54029	SIDDHIBINAYAK ENTERPRISES INC	2017-0244-PST-E	ERATH	7/10/2018	\$6,855	\$0	\$6,855	\$0
PST	55887	City of Orange	2018-0411-PST-E	ORANGE	7/10/2018	\$3,500	\$0	\$3,500	\$0
PST	55420	Hays City Corporation	2017-1702-PST-E	HAYS	7/10/2018	\$6,750	\$0	\$6,750	\$0
PST	55530	Vishva, Inc.	2018-0036-PST-E	HAYS	7/17/2018	\$4,500	\$900	\$3,600	\$0
PST	54600	KAISER BUSINESS, LLC	2017-0828-PST-E	HARRIS	7/17/2018	\$3,600	\$720	\$2,880	\$0
PST	54977	MJKMART LLC	2017-1243-PST-E	COLLIN	7/17/2018	\$3,375	\$675	\$2,700	\$0
PST	55237	Munisha, Inc.	2017-1501-PST-E	GALVESTON	7/17/2018	\$3,375	\$675	\$2,700	\$0
PST	55428	Z & Z, Corp.	2017-1162-PST-E	TARRANT	7/17/2018	\$5,813	\$1,162	\$4,651	\$0
PST	55121	BW Gas & Convenience Retail, LLC	2017-1383-PST-E	SCURRY	7/17/2018	\$3,600	\$720	\$2,880	\$0
PST	55229	The Valspar Corporation	2017-1513-PST-E	DALLAS	7/17/2018	\$4,500	\$900	\$3,600	\$0
PST	55008	3 STARS AVALON REAL ESTATE HOLDING GP, INC.	2017-1369-PST-E	HARRIS	7/17/2018	\$6,750	\$1,350	\$5,400	\$0
PST	54696	Monahans-Wicket-Pyote Independenmt School District	2017-0940-PST-E	WARD	7/17/2018	\$3,375	\$675	\$2,700	\$0
PST	55600	Harlingen Medical Center, Limited Partnership	2018-0106-PST-E	CAMERON	7/17/2018	\$3,375	\$675	\$2,700	\$0
PST	54974	JPPS, Inc.	2017-1245-PST-E	CHAMBERS	7/17/2018	\$4,500	\$900	\$3,600	\$0
PST	54565	Yogine LLC	2017-0822-PST-E	BEXAR	7/17/2018	\$3,375	\$675	\$2,700	\$0
PST	55513	LANDMARK INDUSTRIES	2018-0023-PST-E	KIMBLE	7/17/2018	\$5,250	\$0	\$5,250	\$0
PST	55200	B-Z Star, Inc.	2017-1521-PST-E	DALLAS	7/17/2018	\$4,124	\$824	\$3,300	\$0
PST	54925	PAN WORTH INC	2017-1192-PST-E	DALLAS	7/17/2018	\$6,461	\$1,292	\$5,169	\$0
PST	54993	Super Petroleum, Inc.	2017-1260-PST-E	ELLIS	7/17/2018	\$3,600	\$720	\$2,880	\$0
PST	55006	SB Fleet - Lube, LLC	2017-1277-PST-E	COLLIN	7/17/2018	\$4,606	\$921	\$3,685	\$0
PST	53103	Leemak LP	2016-1464-PST-E	WILLIAMSON	7/24/2018	\$7,500	\$0	\$7,500	\$0
PST	54981	Mashiana Corp.	2017-1242-PST-E	DENTON	7/24/2018	\$3,563	\$0	\$3,563	\$0
PST	55396	MCSB INVESTMENT GROUP LLC	2017-1697-PST-E	CHEROKEE	7/24/2018	\$5,600	\$0	\$5,600	\$0
PST	53271	LALANI'S INVESTMENT INC.	2016-1623-PST-E	FORT BEND	7/25/2018	\$13,500	\$0	\$13,500	\$0
PST	55130	HH & Bar Investments, Inc.	2017-1398-PST-E	HARRIS	7/25/2018	\$15,102	\$3,020	\$12,082	\$0
PST	53303	RSK Group Inc.	2016-1651-PST-E	DALLAS	7/25/2018	\$37,225	\$7,445	\$29,780	\$0
PST	55027	Shazaa Inc	2017-1355-PST-E	ZAVALA	7/25/2018	\$11,926	\$0	\$11,926	\$0
PST	53471	Whitener Enterprises, Incorporated	2016-1822-PST-E	LIBERTY	7/25/2018	\$7,613	\$1,522	\$6,091	\$0
PST	53238	H.N.B. Brothers, Inc.	2016-1594-PST-E	HARRIS	7/25/2018	\$7,956	\$1,591	\$6,365	\$0
PST	53332	Universal Enterprises, Inc.	2016-1675-PST-E	CHAMBERS	7/25/2018	\$16,900	\$0	\$16,900	\$0
PST	53915	Hub City Convenience Stores, Inc.	2017-0131-PST-E	WICHITA	7/25/2018	\$9,000	\$0	\$9,000	\$0
PST	54937	SHA-ADA GROUP LLC	2017-1230-PST-E	NOLAN	7/25/2018	\$8,079	\$0	\$8,079	\$0
PST	50521	Real & Retail Unlimited Inc.	2017-0897-PST-E	DENTON	7/25/2018	\$65,250	\$0	\$65,250	\$0
PST	55173	DUBLIN STOP GROUP INC	2017-1440-PST-E	ERATH	7/25/2018	\$16,352	\$3,270	\$13,082	\$0
PST	53700	Stafford Chevron, Inc.	2017-0113-PST-E	FORT BEND	7/25/2018	\$17,075	\$0	\$17,075	\$0
PST	54630	G. T. Sirizzotti, Ltd.	2017-1180-PST-E	BEXAR	7/25/2018	\$19,542	\$3,908	\$15,634	\$0
PST	53309	Landmark Industries Energy, LLC	2016-1799-PST-E	FORT BEND	7/25/2018	\$30,108	\$6,021	\$24,087	\$0

## Singles Programs

## Appendix 5: List of Administrative Orders Issued - FY2018

Date Range Selected : 9/1/2017 - 08/31/2018

PGM	Case No.	Respondent Name	Docket#	County	Order Date	Penalty Assessed	Penalty Deferred	Payable Amount	SEP Offset
PST	55185	Aaz LLC	2017-1579-PST-E	BEXAR	7/31/2018	\$6,552	\$1,310	\$5,242	\$0
PST	55635	ESCAMILLA, JOSE	2018-0139-PST-E	TARRANT	8/14/2018	\$3,375	\$675	\$2,700	\$0
PST	55030	G & N ENTERPRISES INC	2017-1374-PST-E	ATASCOSA	8/14/2018	\$3,000	\$600	\$2,400	\$0
PST	52528	M L S S Inc.	2016-0950-PST-E	BASTROP	8/14/2018	\$4,500	\$0	\$4,500	\$0
PST	55078	Tiger's Trail LLC	2017-1327-PST-E	NAVARRO	8/14/2018	\$4,125	\$825	\$3,300	\$0
PST	55523	Everest Associates LLC	2018-0029-PST-E	GREGG	8/14/2018	\$3,750	\$750	\$3,000	\$0
PST	55546	BINITA & MANIYA INVESTMENTS INC	2018-0042-PST-E	NAVARRO	8/14/2018	\$3,563	\$712	\$2,851	\$0
PST	55095	Pak-Mex, Inc.	2017-1348-PST-E	SHELBY	8/14/2018	\$3,574	\$714	\$2,860	\$0
PST	55410	Pilot Travel Centers LLC	2017-1699-PST-E	PARKER	8/14/2018	\$2,813	\$562	\$2,251	\$0
PST	55414	Columbia Kwik Stop LLC	2017-1701-PST-E	DALLAS	8/14/2018	\$4,500	\$900	\$3,600	\$0
PST	55407	RPR Environmental Services LLC	2017-1694-PST-E	DALLAS	8/14/2018	\$5,375	\$1,075	\$4,300	\$0
PST	55129	Adil LLC	2017-1392-PST-E	CHEROKEE	8/14/2018	\$5,949	\$1,189	\$4,760	\$0
PST	54995	MERITOCRACY FRIENDS INC.	2017-1263-PST-E	CAMERON	8/14/2018	\$4,624	\$924	\$3,700	\$0
PST	55484	Frank-mar, Inc.	2017-1768-PST-E	DALLAS	8/14/2018	\$3,375	\$675	\$2,700	\$0
PST	55553	Hadeel Corporation	2018-0061-PST-E	TARRANT	8/14/2018	\$4,500	\$900	\$3,600	\$0
PST	55469	Kiest Kwik Mart, LLC	2017-1758-PST-E	DALLAS	8/14/2018	\$7,125	\$1,425	\$5,700	\$0
PST	55067	GANESH FNY INC	2017-1323-PST-E	CLAY	8/14/2018	\$3,504	\$700	\$2,804	\$0
PST	55520	KARKI & KARKI INC.	2018-0027-PST-E	PANOLA	8/14/2018	\$3,081	\$616	\$2,465	\$0
PST	54068	Campbell Oil Co.	2017-0305-PST-E	NEWTON	8/15/2018	\$8,751	\$1,750	\$7,001	\$0
PST	55094	Al's Quick Stop, Inc.	2017-1346-PST-E	TARRANT	8/15/2018	\$18,000	\$3,600	\$14,400	\$0
PST	55133	City of Brownsville	2017-1410-PST-E	CAMERON	8/15/2018	\$8,284	\$1,656	\$6,628	\$0
PST	54555	M.A.A. ENTERPRISES, INC.	2017-0804-PST-E	HARRIS	8/15/2018	\$24,800	\$0	\$24,800	\$0
PST	55087	Afshan & Iftikhar Enterprises, Inc.	2017-1352-PST-E	ANDERSON	8/15/2018	\$8,187	\$0	\$8,187	\$0
PST	54785	AARYA & ARJUN INC	2017-1037-PST-E	DALLAS	8/15/2018	\$8,453	\$0	\$8,453	\$0
PST	52989	Southwest Convenience Stores, LLC	2016-1411-PST-E	MIDLAND	8/15/2018	\$36,200	\$7,240	\$28,960	\$0
PST	53728	Adico Enterprises Inc.	2016-2079-PST-E	HARRIS	8/15/2018	\$12,000	\$2,400	\$9,600	\$0
PST	54599	AGUERO, ALBERT *	2017-0827-PST-E	LA SALLE	8/22/2018	\$8,750	\$0	\$8,750	\$0
PST	55214	City of Galena Park	2017-1480-PST-E	HARRIS	8/22/2018	\$9,114	\$0	\$9,114	\$0
PST	54209	TOCOR ENTERPRISES LLC	2017-0449-PST-E	CAMERON	8/22/2018	\$6,484	\$0	\$6,484	\$0
PST	55223	GRAVES, JOHNNY LEE	2017-1491-PST-E	HARDEMAN	8/22/2018	\$6,562	\$0	\$6,562	\$0
PST	54464	MEDINA, ABRIL R	2017-0849-PST-E	NUECES	8/22/2018	\$3,750	\$0	\$3,750	\$0
PST	54731	DHANANI, MANSOOR	2017-0977-PST-E	JIM WELLS	8/28/2018	\$4,750	\$950	\$3,800	\$0
PST	55708	ABCF LLC	2018-0212-PST-E	MEDINA	8/28/2018	\$2,438	\$487	\$1,951	\$0
PST	54997	Dittrich, Inc.	2017-1265-PST-E	FAYETTE	8/28/2018	\$6,750	\$0	\$6,750	\$0
PST	54991	MAO, SAVARY	2017-1380-PST-E	ORANGE	8/28/2018	\$1,312	\$0	\$1,312	\$0
<b>Subtotal for PST : 371</b>						<b>\$2,750,295</b>	<b>\$392,730</b>	<b>\$2,335,211</b>	<b>\$22,354</b>
PWS	54113	SPIRIT RAYS INC.	2017-0326-PWS-E	BURNET	9/11/2017	\$375	\$0	\$375	\$0
PWS	54111	Grand Harbor Water Supply Corporation	2017-0327-PWS-E	WISE	9/11/2017	\$420	\$0	\$420	\$0
PWS	48883	Forest Water Supply Corporation	2017-0089-PWS-E	CHEROKEE	9/11/2017	\$1,062	\$0	\$1,062	\$0
PWS	53456	City of Grand Saline	2016-1802-PWS-E	VAN ZANDT	9/11/2017	\$1,830	\$0	\$1,830	\$0
PWS	52281	Lower Valley Water District	2016-0641-PWS-E	EL PASO	9/11/2017	\$4,176	\$0	\$0	\$4,176
PWS	54216	Monarch Utilities I L.P.	2017-0451-PWS-E	GRAYSON	9/11/2017	\$840	\$0	\$840	\$0
PWS	53597	Ranger Utility Company	2016-1966-PWS-E	WALLER	9/11/2017	\$1,351	\$0	\$1,351	\$0

Date Range Selected : 9/1/2017 - 08/31/2018

PGM	Case No.	Respondent Name	Docket#	County	Order Date	Penalty Assessed	Penalty Deferred	Payable Amount	SEP Offset
PWS	53506	Thalia Water Supply Corporation	2016-1860-PWS-E	FOARD	9/11/2017	\$172	\$0	\$172	\$0
PWS	53768	ST. PST WATER SUPPLY CORPORATION	2016-2114-PWS-E	LEON	9/12/2017	\$840	\$0	\$840	\$0
PWS	53330	Cecil G. Ford	2016-1673-PWS-E	ERATH	9/12/2017	\$62	\$0	\$62	\$0
PWS	54245	City of Gorman	2017-0485-PWS-E	EASTLAND	9/19/2017	\$360	\$72	\$288	\$0
PWS	54142	City of Karnes City	2017-0372-PWS-E	KARNES	9/19/2017	\$740	\$148	\$592	\$0
PWS	54553	THOMPSON, MATTHEW	2017-0808-WOC-E	CALHOUN	9/19/2017	\$175	\$0	\$175	\$0
PWS	54413	Lubbock County Water Control Improvement District 1	2017-0651-PWS-E	LUBBOCK	9/19/2017	\$810	\$162	\$648	\$0
PWS	54295	Mountain Springs Water Supply Corporation	2017-0539-PWS-E	COOKE	9/19/2017	\$690	\$138	\$552	\$0
PWS	54284	City of Naples	2017-0503-PWS-E	MORRIS	9/19/2017	\$385	\$77	\$308	\$0
PWS	54350	City of Edcouch	2017-0598-PWS-E	HIDALGO	9/19/2017	\$504	\$100	\$404	\$0
PWS	52258	Aqua Utilities, Inc.	2016-0624-PWS-E	TRAVIS	9/19/2017	\$999	\$199	\$800	\$0
PWS	53779	City Of Vega	2016-2133-PWS-E	OLDHAM	9/19/2017	\$732	\$146	\$586	\$0
PWS	54287	City of Bogata	2017-0502-PWS-E	RED RIVER	9/19/2017	\$840	\$168	\$672	\$0
PWS	54415	TSMT Properties LLC	2017-0650-PWS-E	BRAZORIA	9/19/2017	\$1,400	\$280	\$1,120	\$0
PWS	53987	New Progress Wsc	2017-0205-PWS-E	PARKER	9/19/2017	\$360	\$72	\$288	\$0
PWS	54423	City of Wolfe City	2017-0692-PWS-E	HUNT	9/19/2017	\$52	\$10	\$42	\$0
PWS	54040	Fort Gates Water Supply Corporation	2017-0254-PWS-E	CORYELL	9/19/2017	\$562	\$112	\$450	\$0
PWS	54394	Matthew Road Water Supply Corporation	2017-0633-PWS-E	DALLAS	9/19/2017	\$550	\$110	\$440	\$0
PWS	54050	4-D Water Company, LLC	2017-0252-PWS-E	COMAL	9/19/2017	\$1,802	\$360	\$1,442	\$0
PWS	54299	City of Lorenzo	2017-0543-PWS-E	CROSBY	9/19/2017	\$600	\$120	\$480	\$0
PWS	53893	Debbie Block	2017-0116-PWS-E	ORANGE	9/19/2017	\$680	\$136	\$544	\$0
PWS	53886	Raymond W. Blair Jr.	2017-0108-PWS-E	DENTON	9/19/2017	\$1,380	\$276	\$1,104	\$0
PWS	53890	Gafford's Chapel Water Supply Corporation	2017-0115-PWS-E	HOPKINS	9/19/2017	\$450	\$90	\$360	\$0
PWS	54359	City of La Joya	2017-0600-PWS-E	HIDALGO	9/19/2017	\$1,822	\$364	\$1,458	\$0
PWS	54250	LLano County Municipal Utility District 1	2017-0495-PWS-E	LLANO	9/19/2017	\$215	\$43	\$172	\$0
PWS	47873	Jack Turner	2016-0427-PWS-E	KERR	9/25/2017	\$4,730	\$0	\$4,730	\$0
PWS	51603	Water Necessities, Inc.	2015-1772-PWS-E	HARDIN	9/25/2017	\$1,089	\$0	\$1,089	\$0
PWS	53726	Mountain Pure TX, L.L.C.	2016-2098-PWS-E	ANDERSON	9/25/2017	\$256	\$0	\$256	\$0
PWS	53530	Randy L. Snapp	2016-2061-PWS-E	GILLESPIE	9/25/2017	\$290	\$0	\$290	\$0
PWS	54237	Violet Water Supply Corporation	2017-0477-PWS-E	NUECES	9/26/2017	\$321	\$64	\$257	\$0
PWS	54433	TRINIDAD MEDINA JR	2017-0670-PWS-E	DIMMIT	9/26/2017	\$420	\$84	\$336	\$0
PWS	53989	Montgomery Place Water System, Inc.	2017-0203-PWS-E	MONTGOMERY	9/26/2017	\$165	\$33	\$132	\$0
PWS	54139	Barnhart Water Supply Corporation	2017-0369-PWS-E	IRION	9/26/2017	\$301	\$60	\$241	\$0
PWS	53529	Barnhart Water Supply Corporation	2016-2087-PWS-E	IRION	10/10/2017	\$315	\$0	\$315	\$0
PWS	53804	City of Crowell	2017-0020-PWS-E	FOARD	10/10/2017	\$690	\$0	\$0	\$690
PWS	53594	City of Carbon	2016-2011-PWS-E	EASTLAND	10/10/2017	\$315	\$0	\$315	\$0
PWS	51821	South Central Industrial Properties VII, L.P.	2016-0153-PWS-E	HARRIS	10/10/2017	\$52	\$0	\$52	\$0
PWS	53923	Karen Duncan *	2017-0143-PWS-E	LUBBOCK	10/10/2017	\$1,699	\$0	\$1,699	\$0
PWS	53364	Lamar County Water Supply District	2016-1712-PWS-E	LAMAR	10/10/2017	\$345	\$0	\$345	\$0
PWS	54252	Aqua Development, Inc.	2017-0494-PWS-E	HUNT	10/10/2017	\$172	\$0	\$172	\$0
PWS	54039	J&S Water Company, L.L.C.	2017-0256-PWS-E	*MULTIPLE	10/10/2017	\$1,321	\$0	\$1,321	\$0
PWS	54355	City of Odem	2017-0594-PWS-E	SAN PATRICIO	10/17/2017	\$825	\$165	\$660	\$0
PWS	54256	Lamar State College - Orange	2017-0492-PWS-E	ORANGE	10/17/2017	\$500	\$100	\$400	\$0

Date Range Selected : 9/1/2017 - 08/31/2018

PGM	Case No.	Respondent Name	Docket#	County	Order Date	Penalty Assessed	Penalty Deferred	Payable Amount	SEP Offset
PWS	54260	Ramiro Munoz	2017-0508-PWS-E	DIMITT	10/17/2017	\$896	\$179	\$717	\$0
PWS	54161	Valeria Lynn Raub	2017-0396-PWS-E	HARRIS	10/17/2017	\$1,969	\$393	\$1,576	\$0
PWS	53586	Community Water Service, Inc.	2016-1947-PWS-E	DENTON	10/17/2017	\$1,840	\$368	\$1,472	\$0
PWS	54414	City of Waller	2017-0649-PWS-E	WALLER	10/17/2017	\$480	\$96	\$384	\$0
PWS	54261	Melrose Water Supply Corporation	2017-0509-PWS-E	NACOGDOCHES	10/17/2017	\$2,286	\$457	\$1,829	\$0
PWS	54458	United Skates Inc.	2017-0722-PWS-E	LUBBOCK	10/17/2017	\$100	\$20	\$80	\$0
PWS	54155	City of Edmonson	2017-0394-PWS-E	HALE	10/17/2017	\$700	\$140	\$560	\$0
PWS	54127	Texas Department of Transportation	2017-0356-PWS-E	LIVE OAK	10/17/2017	\$930	\$185	\$0	\$745
PWS	52203	Plainview BioEnergy, LLC	2016-0569-PWS-E	HALE	10/17/2017	\$1,313	\$262	\$1,051	\$0
PWS	54360	Green Creek Water Supply Corporation	2017-0599-PWS-E	ERATH	10/17/2017	\$571	\$114	\$457	\$0
PWS	54225	Mission Indev, LLC	2017-0455-PWS-E	HARRIS	10/17/2017	\$1,451	\$290	\$1,161	\$0
PWS	54440	Pritchett Water Supply Corporation	2017-0677-PWS-E	UPSHUR	10/17/2017	\$306	\$61	\$245	\$0
PWS	54157	City of Rio Hondo	2017-0395-PWS-E	CAMERON	10/17/2017	\$967	\$193	\$774	\$0
PWS	54663	Amon Carter Lake Water Supply Corporation	2017-0965-PWS-E	MONTAGUE	10/24/2017	\$385	\$77	\$308	\$0
PWS	54506	Farmers Transport, Inc.	2017-0757-PWS-E	CALHOUN	10/24/2017	\$187	\$37	\$150	\$0
PWS	53396	DLUGOSCH, BRIAN *	2016-1737-PWS-E	DEWITT	10/24/2017	\$7,401	\$1,480	\$5,921	\$0
PWS	53885	TXGE Meadowcrest MHP, LLC	2017-0097-PWS-E	WILLIAMSON	10/24/2017	\$2,974	\$594	\$2,380	\$0
PWS	53493	Rehobeth Wsc	2016-1842-PWS-E	PANOLA	10/24/2017	\$799	\$159	\$640	\$0
PWS	54627	City Of Texline	2017-0870-PWS-E	DALLAM	10/24/2017	\$427	\$378	\$49	\$0
PWS	54631	City of Richland Springs	2017-0871-PWS-E	SAN SABA	10/24/2017	\$150	\$30	\$120	\$0
PWS	54354	City of Bridgeport	2017-0597-PWS-E	WISE	10/24/2017	\$413	\$82	\$331	\$0
PWS	48881	Gurudwara Sahib of Houston Inc.	2016-1008-PWS-E	HARRIS	10/26/2017	\$3,060	\$0	\$3,060	\$0
PWS	54407	City of Stanton	2017-0653-PWS-E	MARTIN	10/26/2017	\$435	\$0	\$435	\$0
PWS	51876	City of Paducah	2016-0216-PWS-E	COTTLE	10/26/2017	\$990	\$0	\$990	\$0
PWS	54175	Maverick County	2017-0408-PWS-E	MAVERICK	10/26/2017	\$1,394	\$0	\$1,394	\$0
PWS	53995	Nerro Supply, LLC	2017-0215-PWS-E	BRAZOS	10/26/2017	\$432	\$0	\$432	\$0
PWS	54867	Mark Stewart dba Stewart Water	2017-1126-WOC-E	CASS	11/7/2017	\$175	\$0	\$175	\$0
PWS	54625	Christian Life Center of Lubbock	2017-0881-PWS-E	LUBBOCK	11/7/2017	\$265	\$53	\$212	\$0
PWS	54370	Hays CISD	2017-0701-PWS-E	HAYS	11/7/2017	\$900	\$180	\$720	\$0
PWS	53390	City of Liverpool	2016-1747-PWS-E	BRAZORIA	11/7/2017	\$610	\$0	\$610	\$0
PWS	54546	Ville D'Alsace Water Supply, LLC	2017-0795-PWS-E	MEDINA	11/7/2017	\$52	\$10	\$42	\$0
PWS	53357	SOUTH TEXAS COUNCIL INC BOY SCOUTS OF AMERICA	2016-1706-PWS-E	SAN PATRICIO	11/7/2017	\$1,600	\$320	\$1,280	\$0
PWS	54308	City of Cushing	2017-0556-PWS-E	NACOGDOCHES	11/7/2017	\$175	\$0	\$175	\$0
PWS	44429	Tank Works, Inc.	2016-1743-PWS-E	FORT BEND	11/7/2017	\$1,858	\$0	\$1,858	\$0
PWS	54309	City of Clyde	2017-0555-PWS-E	CALLAHAN	11/15/2017	\$441	\$0	\$441	\$0
PWS	53491	City of Graham	2016-1844-PWS-E	YOUNG	11/15/2017	\$1,322	\$0	\$1,322	\$0
PWS	50173	SCHIGUT, DONALD E *	2015-0364-PWS-E	BURNET	11/15/2017	\$2,018	\$0	\$2,018	\$0
PWS	53881	City of Dell City	2017-0101-PWS-E	HUDSPETH	11/15/2017	\$955	\$0	\$955	\$0
PWS	53681	City Of Melvin	2016-2039-PWS-E	MCCULLOCH	11/15/2017	\$762	\$0	\$0	\$762
PWS	52129	CEMEX Construction Materials South, LLC	2016-0482-PWS-E	ECTOR	11/28/2017	\$750	\$150	\$300	\$300
PWS	54792	Valeria Lynn Raub	2017-1047-PWS-E	HARRIS	11/28/2017	\$305	\$61	\$244	\$0
PWS	54641	E. S. Water Utility Consolidators Inc.	2017-0967-PWS-E	MONTGOMERY	11/28/2017	\$756	\$151	\$605	\$0
PWS	54449	Hb Estates Water Supply Corporation	2017-0684-PWS-E	GALVESTON	11/28/2017	\$225	\$45	\$180	\$0



## Singles Programs

## Appendix 5: List of Administrative Orders Issued - FY2018

Date Range Selected : 9/1/2017 - 08/31/2018

PGM	Case No.	Respondent Name	Docket#	County	Order Date	Penalty Assessed	Penalty Deferred	Payable Amount	SEP Offset
PWS	54502	North IH35 Investments Incorporated	2017-0755-PWS-E	TRAVIS	11/28/2017	\$1,018	\$203	\$815	\$0
PWS	54130	82L, LLC	2017-0362-PWS-E	LUBBOCK	11/28/2017	\$450	\$450	\$0	\$0
PWS	54487	Scott Manufacturing, Inc.	2017-0723-PWS-E	LUBBOCK	11/28/2017	\$153	\$153	\$0	\$0
PWS	54503	City of Roma	2017-0830-PWS-E	STARR	11/28/2017	\$1,251	\$250	\$1,001	\$0
PWS	54496	Duval County Conservation and Reclamation District	2017-0732-PWS-E	DUVAL	11/28/2017	\$845	\$169	\$676	\$0
PWS	52918	J & J'S Property Investment, LLC	2016-1309-PWS-E	DEWITT	11/28/2017	\$905	\$181	\$724	\$0
PWS	54547	SWWC Utilities, Inc.	2017-0796-PWS-E	GUADALUPE	11/28/2017	\$250	\$50	\$200	\$0
PWS	54962	HAYS, RONNIE B	2017-1231-WOC-E	WOOD	11/28/2017	\$175	\$0	\$175	\$0
PWS	54395	Jim Wells County Fresh Water Supply District 1	2017-0630-PWS-E	JIM WELLS	12/5/2017	\$385	\$77	\$308	\$0
PWS	54480	HARTZOG, WILLIAM EMMETT JR	2017-0711-PWS-E	HARRIS	12/5/2017	\$165	\$33	\$132	\$0
PWS	53738	RODRIGUEZ, MICHAEL	2016-2089-PWS-E	ORANGE	12/5/2017	\$391	\$0	\$391	\$0
PWS	52947	City Of Turkey	2016-1311-PWS-E	HALL	12/5/2017	\$765	\$153	\$612	\$0
PWS	53508	Shady Shores Development, Inc.	2016-1861-PWS-E	MARION	12/5/2017	\$225	\$0	\$225	\$0
PWS	53433	PORTILLO, JUAN CARLOS	2016-1785-PWS-E	VAL VERDE	12/5/2017	\$667	\$0	\$667	\$0
PWS	54448	WHORTON, BARBARA M	2017-0683-PWS-E	LUBBOCK	12/5/2017	\$510	\$102	\$408	\$0
PWS	53420	SOHNA Investments, Inc.	2016-1776-PWS-E	HARRIS	12/5/2017	\$366	\$0	\$366	\$0
PWS	54379	City of Livingston	2017-0613-PWS-E	POLK	12/5/2017	\$7,380	\$1,476	\$5,904	\$0
PWS	54411	MOORE WATER SUPPLY CORPORATION	2017-0652-PWS-E	FRIO	12/5/2017	\$787	\$157	\$630	\$0
PWS	48468	Fazio Family Investments, Inc.	2017-0096-PWS-E	BANDERA	12/15/2017	\$4,266	\$0	\$4,266	\$0
PWS	53786	Old Alton Estates Home Owners Association	2016-2140-PWS-E	DENTON	12/15/2017	\$821	\$0	\$821	\$0
PWS	54169	Jameson Place, L.P.	2017-0403-PWS-E	PARKER	12/15/2017	\$405	\$405	\$0	\$0
PWS	52794	Blue Ridge West MUD	2016-1199-PWS-E	FORT BEND	12/15/2017	\$345	\$345	\$0	\$0
PWS	52135	Klondike ISD	2016-0487-PWS-E	DAWSON	12/19/2017	\$400	\$80	\$0	\$320
PWS	54916	SALAZAR, DANIEL J	2017-1187-WOC-E	DEWITT	12/19/2017	\$175	\$0	\$175	\$0
PWS	54457	Williams, Troy L.	2017-0691-PWS-E	WALKER	12/19/2017	\$690	\$138	\$552	\$0
PWS	54917	CAMPBELL, JAMES E	2017-1186-WOC-E	DEWITT	12/19/2017	\$175	\$0	\$175	\$0
PWS	52550	City of Winona	2016-0915-PWS-E	SMITH	12/19/2017	\$825	\$165	\$660	\$0
PWS	52124	The George Foundation	2016-0475-PWS-E	FORT BEND	12/19/2017	\$735	\$147	\$588	\$0
PWS	52144	Firestone Polymers, LLC	2016-0502-PWS-E	ORANGE	12/19/2017	\$1,148	\$229	\$919	\$0
PWS	54478	City of Elkhart	2017-0709-PWS-E	ANDERSON	12/19/2017	\$411	\$82	\$329	\$0
PWS	52114	529 Industrial Development LLC	2016-0537-PWS-E	HARRIS	12/19/2017	\$1,602	\$320	\$1,282	\$0
PWS	54620	City Of Eldorado	2017-0844-PWS-E	SCHLEICHER	12/19/2017	\$2,200	\$440	\$1,760	\$0
PWS	52175	Merle Jean Dulien Trust	2016-0528-PWS-E	HARRIS	12/19/2017	\$602	\$120	\$482	\$0
PWS	54961	Charles A Leonard	2017-1232-WOC-E	BRAZOS	12/19/2017	\$175	\$0	\$175	\$0
PWS	54479	Kamira Property Owners Association, Inc.	2017-0710-PWS-E	KERR	1/16/2018	\$412	\$82	\$330	\$0
PWS	54810	Vinton Steel LLC	2017-1064-PWS-E	EL PASO	1/16/2018	\$100	\$20	\$80	\$0
PWS	54592	Bluebonnet Youth Ranch	2017-0829-PWS-E	DEWITT	1/16/2018	\$230	\$46	\$184	\$0
PWS	55013	PERDUE, SCOTT	2017-1365-WOC-E	PARKER	1/16/2018	\$175	\$0	\$175	\$0
PWS	53392	PVR Real Estate Holdings, Ltd.	2016-1742-PWS-E	TARRANT	1/16/2018	\$1,647	\$329	\$1,318	\$0
PWS	53830	City of Devine	2017-0045-PWS-E	MEDINA	1/16/2018	\$873	\$174	\$699	\$0
PWS	54651	Lake Livingston Water Supply Corporation	2017-0891-PWS-E	POLK	1/16/2018	\$1,065	\$213	\$852	\$0
PWS	53635	City of Center	2016-2028-PWS-E	SHELBY	1/16/2018	\$6,296	\$1,259	\$5,037	\$0
PWS	54004	Bell County Water Control & Improvement District 5	2017-0225-PWS-E	BELL	1/16/2018	\$415	\$83	\$332	\$0

Date Range Selected : 9/1/2017 - 08/31/2018

PGM	Case No.	Respondent Name	Docket#	County	Order Date	Penalty Assessed	Penalty Deferred	Payable Amount	SEP Offset
PWS	54383	Donald E Wilson	2017-0621-PWS-E	HIDALGO	1/16/2018	\$1,447	\$289	\$1,158	\$0
PWS	54392	City Of Tulia	2017-0634-PWS-E	SWISHER	1/16/2018	\$1,103	\$220	\$883	\$0
PWS	54656	Kevin's Texas Quick Stop, Inc.	2017-0901-PWS-E	OLDHAM	1/16/2018	\$270	\$54	\$216	\$0
PWS	55123	HANSELMAN, RONALD L JR	2017-1389-WOC-E	PARKER	1/16/2018	\$175	\$0	\$175	\$0
PWS	54716	Montgomery County Municipal Utility District 60	2017-0956-PWS-E	MONTGOMERY	1/16/2018	\$517	\$379	\$138	\$0
PWS	55124	FLANIGAN, JEFFRY L	2017-1388-WOC-E	COLLIN	1/16/2018	\$175	\$0	\$175	\$0
PWS	52460	Reyna A Martinez	2016-0820-PWS-E	MIDLAND	1/31/2018	\$832	\$0	\$832	\$0
PWS	53019	Tri-County Point Property Owners Association	2016-1386-PWS-E	*MULTIPLE	1/31/2018	\$557	\$0	\$557	\$0
PWS	53573	City of Ranger	2016-1942-PWS-E	EASTLAND	1/31/2018	\$3,189	\$0	\$0	\$3,189
PWS	51807	City of Huntington	2016-0139-PWS-E	ANGELINA	1/31/2018	\$345	\$0	\$345	\$0
PWS	52917	Pettus Municipal Utility District	2016-1307-PWS-E	BEE	1/31/2018	\$810	\$0	\$810	\$0
PWS	49468	Wright City WSC	2017-0847-PWS-E	SMITH	1/31/2018	\$420	\$0	\$420	\$0
PWS	54956	Southland ISD	2017-1206-PWS-E	GARZA	2/13/2018	\$478	\$95	\$383	\$0
PWS	53650	North Orange Water & Sewer, LLC	2016-2008-PWS-E	ORANGE	2/13/2018	\$300	\$60	\$240	\$0
PWS	54315	Buchanan Lake Village, Inc.	2017-0573-PWS-E	LLANO	2/14/2018	\$2,101	\$0	\$2,101	\$0
PWS	54737	439 Water Supply Corporation	2017-0979-PWS-E	BELL	2/14/2018	\$810	\$0	\$810	\$0
PWS	53114	Maverick County	2016-1471-PWS-E	MAVERICK	2/14/2018	\$1,020	\$0	\$1,020	\$0
PWS	53523	The Campground Investment Group, Inc.	2016-1881-PWS-E	VAL VERDE	2/14/2018	\$723	\$0	\$723	\$0
PWS	52446	Carpenter, Melissa Lee *	2016-0818-PWS-E	BRAZORIA	2/27/2018	\$615	\$0	\$615	\$0
PWS	54632	Aqua Texas, Inc.	2017-0874-PWS-E	MONTGOMERY	2/27/2018	\$905	\$181	\$724	\$0
PWS	52255	GTF Energy, LLC	2016-0626-PWS-E	TOM GREEN	2/27/2018	\$577	\$115	\$462	\$0
PWS	54952	Old Alton Estates Home Owners Association	2017-1207-PWS-E	DENTON	2/27/2018	\$834	\$166	\$668	\$0
PWS	52115	MOTIVATION, EDUCATION & TRAINING, INC.	2016-0465-PWS-E	MONTGOMERY	2/27/2018	\$714	\$142	\$572	\$0
PWS	54382	City of Kirvin	2017-0622-PWS-E	FREESTONE	3/7/2018	\$560	\$0	\$560	\$0
PWS	53980	City of Runaway Bay	2017-0195-PWS-E	WISE	3/7/2018	\$405	\$0	\$405	\$0
PWS	54206	Dallardsville-Segno Water Supply Corporation	2017-0454-PWS-E	POLK	3/7/2018	\$570	\$0	\$570	\$0
PWS	54396	Duval County Conservation and Reclamation District	2017-0629-PWS-E	DUVAL	3/7/2018	\$1,280	\$0	\$1,280	\$0
PWS	54405	SHALIMAR FORT WORTH, LP	2017-0654-PWS-E	JOHNSON	3/7/2018	\$1,416	\$0	\$1,416	\$0
PWS	54466	104th & Frankford / Affordable Storage, Inc.	2017-0703-PWS-E	LUBBOCK	3/7/2018	\$780	\$780	\$0	\$0
PWS	54497	City of Boyd	2017-0731-PWS-E	WISE	3/7/2018	\$337	\$0	\$337	\$0
PWS	48168	Fly By Night Cattle Company Private Club, Inc.	2017-0981-PWS-E	JOHNSON	3/7/2018	\$72	\$0	\$72	\$0
PWS	54619	Military Highway Water Supply Corporation	2017-0845-PWS-E	CAMERON	3/12/2018	\$1,458	\$0	\$1,458	\$0
PWS	54356	Kelton Independent School District	2017-0595-PWS-E	WHEELER	3/12/2018	\$630	\$0	\$630	\$0
PWS	54621	RCI HOLDINGS, INC.	2017-0842-PWS-E	ECTOR	3/12/2018	\$543	\$0	\$543	\$0
PWS	54066	Staff Water Supply Corporation	2017-0290-PWS-E	EASTLAND	3/12/2018	\$690	\$0	\$690	\$0
PWS	53803	Red River Authority of Texas	2017-0022-PWS-E	FOARD	3/12/2018	\$210	\$210	\$0	\$0
PWS	43372	City Of Follett	2017-0128-PWS-E	LIPSCOMB	3/12/2018	\$1,345	\$0	\$1,345	\$0
PWS	51906	HDU Services, L.L.C.	2016-0240-PWS-E	BURLESON	3/12/2018	\$232	\$0	\$232	\$0
PWS	41653	Ms. Molly's LLC	2016-2009-PWS-E	COLORADO	3/12/2018	\$4,219	\$0	\$4,219	\$0
PWS	54243	City of Strawn	2017-0483-PWS-E	PALO PINTO	3/12/2018	\$201	\$0	\$201	\$0
PWS	54274	J&S Water Company, L.L.C.	2017-0505-PWS-E	HARRIS	3/12/2018	\$833	\$0	\$833	\$0
PWS	47244	Richard Billings	2016-2006-PWS-E	GUADALUPE	3/12/2018	\$5,827	\$0	\$5,827	\$0
PWS	54410	Fayette County WCID Monument Hill	2017-0664-PWS-E	FAYETTE	3/12/2018	\$405	\$0	\$405	\$0

Date Range Selected : 9/1/2017 - 08/31/2018

PGM	Case No.	Respondent Name	Docket#	County	Order Date	Penalty Assessed	Penalty Deferred	Payable Amount	SEP Offset
PWS	54290	Deanville Water Supply Corporation	2017-0632-PWS-E	BURLESON	3/12/2018	\$427	\$0	\$427	\$0
PWS	54020	Trent Water Works, Inc.	2017-0272-PWS-E	BRAZORIA	3/12/2018	\$172	\$0	\$172	\$0
PWS	54871	Green Creek Water Supply Corporation	2017-1109-PWS-E	ERATH	3/20/2018	\$539	\$107	\$432	\$0
PWS	54689	City of Roscoe	2017-0953-PWS-E	NOLAN	3/20/2018	\$150	\$30	\$120	\$0
PWS	54481	Green Springs Water Supply Corporation	2017-0712-PWS-E	DENTON	3/20/2018	\$792	\$158	\$634	\$0
PWS	54892	Aqua Development, Inc.	2017-1159-PWS-E	PARKER	3/20/2018	\$1,035	\$207	\$828	\$0
PWS	53687	Castlecomb Trust *	2016-2049-PWS-E	KERR	3/20/2018	\$450	\$90	\$360	\$0
PWS	54982	Tan 1 On, Inc.	2017-1248-PWS-E	TARRANT	3/27/2018	\$412	\$82	\$330	\$0
PWS	54914	MAYHEW, BILL	2017-1211-PWS-E	KERR	3/27/2018	\$150	\$30	\$120	\$0
PWS	53988	City of Laredo	2017-0204-PWS-E	WEBB	3/27/2018	\$1,841	\$368	\$1,473	\$0
PWS	54831	Consumers Water Inc.	2017-1085-PWS-E	MONTGOMERY	3/27/2018	\$336	\$67	\$269	\$0
PWS	54044	BLAIR, MARTY R	2017-0270-WOC-E	DENTON	3/27/2018	\$1,601	\$320	\$1,281	\$0
PWS	54557	Jay Jay Ambe II, INC	2017-0805-PWS-E	TARRANT	3/27/2018	\$1,556	\$311	\$1,245	\$0
PWS	54945	North Milam Water Supply Corporation	2017-1209-PWS-E	MILAM	3/27/2018	\$52	\$10	\$42	\$0
PWS	54090	Sweet Home ISD	2017-0317-PWS-E	LAVACA	3/27/2018	\$350	\$70	\$280	\$0
PWS	54735	RODELL, JOHN	2017-0980-PWS-E	LEON	3/27/2018	\$887	\$177	\$710	\$0
PWS	54134	Southview Baptist Church	2017-0360-PWS-E	BRAZORIA	3/27/2018	\$1,087	\$217	\$870	\$0
PWS	54876	Heritage Ministries	2017-1142-PWS-E	MCLENNAN	3/27/2018	\$950	\$190	\$760	\$0
PWS	54133	Eastland County Water Supply District	2017-0359-PWS-E	EASTLAND	4/10/2018	\$4,329	\$865	\$3,464	\$0
PWS	53613	Morton Valley WSC	2016-2014-PWS-E	EASTLAND	4/10/2018	\$202	\$0	\$202	\$0
PWS	53772	Gary Hatchett *	2016-2125-PWS-E	LUBBOCK	4/10/2018	\$4,347	\$869	\$3,478	\$0
PWS	52003	410 Water Supply Corporation	2016-0346-PWS-E	RED RIVER	4/10/2018	\$175	\$0	\$175	\$0
PWS	52748	Limon's Bbq, LLC *	2016-1217-PWS-E	VICTORIA	4/10/2018	\$298	\$59	\$239	\$0
PWS	50000	Barton WSC	2017-0271-PWS-E	ERATH	4/10/2018	\$2,397	\$0	\$2,397	\$0
PWS	54872	Veterans of Foreign Wars of the United States	2017-1108-PWS-E	GRAYSON	4/10/2018	\$650	\$130	\$520	\$0
PWS	52725	Bee Creek United Methodist Church	2016-1114-PWS-E	TRAVIS	4/10/2018	\$1,154	\$0	\$1,154	\$0
PWS	53809	CIRCLE "R" RANCHETTES RECREATION AND COMMUNITY CORPORATION	2016-2126-PWS-E	TARRANT	4/10/2018	\$585	\$0	\$585	\$0
PWS	53017	Hannelore Crane	2016-1387-PWS-E	MIDLAND	4/10/2018	\$8,049	\$0	\$8,049	\$0
PWS	54223	Sonora Investments, LLC	2017-0460-PWS-E	SUTTON	4/10/2018	\$963	\$192	\$771	\$0
PWS	53706	Etoile Water Supply Corporation	2016-2066-MLM-E	NACOGDOCHES	4/10/2018	\$1,897	\$379	\$1,518	\$0
PWS	53699	Falcon Rural Water Supply Corp	2016-2060-MLM-E	STARR	4/10/2018	\$4,838	\$967	\$3,871	\$0
PWS	54525	City of Mart	2017-0772-PWS-E	MCLENNAN	4/10/2018	\$405	\$405	\$0	\$0
PWS	54804	Aqua Utilities, Inc.	2017-1073-PWS-E	GILLESPIE	4/10/2018	\$670	\$134	\$536	\$0
PWS	54110	Kenedy County	2017-0328-PWS-E	KENEDY	4/10/2018	\$405	\$275	\$130	\$0
PWS	51594	City of Danbury	2015-1767-PWS-E	BRAZORIA	4/10/2018	\$1,057	\$0	\$1,057	\$0
PWS	54710	Strip Property Land and Water, LLC	2017-0928-PWS-E	LUBBOCK	4/10/2018	\$585	\$585	\$0	\$0
PWS	54657	Aqua Utilities, Inc.	2017-0895-PWS-E	FORT BEND	4/10/2018	\$800	\$160	\$640	\$0
PWS	54530	Jrm Water L.L.C.	2017-0784-PWS-E	VICTORIA	4/24/2018	\$1,224	\$244	\$980	\$0
PWS	54901	J&S Water Company, L.L.C.	2017-1183-PWS-E	CHAMBERS	4/24/2018	\$650	\$130	\$520	\$0
PWS	55010	Ezzell Independent School District	2017-1279-PWS-E	LAVACA	4/24/2018	\$152	\$30	\$122	\$0
PWS	54639	Gulf States Toyota, Inc.	2017-0883-PWS-E	AUSTIN	4/24/2018	\$1,003	\$200	\$803	\$0
PWS	55239	Shady Grove No. 2 Water Supply Corporation	2017-1506-PWS-E	HOPKINS	4/24/2018	\$639	\$127	\$512	\$0
PWS	54996	Charles A Leonard	2017-1278-PWS-E	BRAZOS	4/24/2018	\$176	\$35	\$141	\$0

## Singles Programs

## Appendix 5: List of Administrative Orders Issued - FY2018

Date Range Selected : 9/1/2017 - 08/31/2018

PGM	Case No.	Respondent Name	Docket#	County	Order Date	Penalty Assessed	Penalty Deferred	Payable Amount	SEP Offset
PWS	54823	Camp Eagle	2017-1079-PWS-E	REAL	4/24/2018	\$642	\$128	\$514	\$0
PWS	55298	Ira Water Supply Corporation	2017-1558-PWS-E	SCURRY	4/24/2018	\$630	\$126	\$504	\$0
PWS	55079	City of Goldsmith	2017-1334-PWS-E	ECTOR	4/24/2018	\$50	\$10	\$40	\$0
PWS	55075	Allen Watts	2017-1331-PWS-E	GUADALUPE	4/24/2018	\$313	\$62	\$251	\$0
PWS	53402	South Garza Water Supply Corporation	2016-1754-MLM-E	GARZA	4/24/2018	\$4,758	\$0	\$4,758	\$0
PWS	54248	Leona Bullock	2017-0497-PWS-E	KERR	4/24/2018	\$1,317	\$263	\$1,054	\$0
PWS	52916	City of Marlin	2016-1306-PWS-E	FALLS	5/4/2018	\$15,510	\$3,102	\$12,408	\$0
PWS	54445	City of White Settlement	2017-0676-PWS-E	TARRANT	5/4/2018	\$1,950	\$0	\$1,950	\$0
PWS	48072	Howard C. Bigham Jr.	2017-0571-PWS-E	SCURRY	5/4/2018	\$3,614	\$0	\$3,614	\$0
PWS	54437	CATEX Acquisitions, LLC	2017-0673-PWS-E	LEE	5/4/2018	\$3,968	\$0	\$3,968	\$0
PWS	54501	Bracken Christian School of Bulverde	2017-0756-PWS-E	COMAL	5/8/2018	\$1,012	\$0	\$1,012	\$0
PWS	53936	Darrell W Lewis *	2017-0152-PWS-E	GRAYSON	5/8/2018	\$550	\$0	\$550	\$0
PWS	52632	City of Goodrich	2016-1022-PWS-E	POLK	5/14/2018	\$1,096	\$0	\$1,096	\$0
PWS	54453	City of Comanche	2017-0714-PWS-E	COMANCHE	5/14/2018	\$426	\$0	\$426	\$0
PWS	52544	Oakhollow MH Park, LLC	2016-0905-PWS-E	BRAZORIA	5/14/2018	\$1,019	\$0	\$1,019	\$0
PWS	51333	City of Corpus Christi	2015-1478-PWS-E	NUECES	5/14/2018	\$12,403	\$0	\$0	\$12,403
PWS	54425	SCHIGUT, VIRGINIA A *	2017-0672-PWS-E	BURNET	5/14/2018	\$2,457	\$0	\$2,457	\$0
PWS	53504	Abraxas Corporation	2016-1850-PWS-E	PARKER	5/14/2018	\$4,638	\$0	\$4,638	\$0
PWS	54820	City of Lott	2017-1106-PWS-E	FALLS	5/14/2018	\$345	\$0	\$345	\$0
PWS	55594	GOSNELL, BRYCE E	2018-0104-WOC-E	EASTLAND	5/22/2018	\$175	\$0	\$175	\$0
PWS	54943	Leibold-Grothues Ranch, Ltd.	2017-1212-PWS-E	BANDERA	5/22/2018	\$2,005	\$400	\$1,605	\$0
PWS	55211	PATTERSON WATER SUPPLY LLC	2017-1479-PWS-E	WISE	5/22/2018	\$50	\$10	\$40	\$0
PWS	54947	North Victoria Utilities, Inc.	2017-1208-PWS-E	VICTORIA	5/22/2018	\$1,150	\$230	\$920	\$0
PWS	53043	CORRIENTE INVESTMENTS, LLC	2016-1405-PWS-E	UVALDE	5/22/2018	\$675	\$135	\$540	\$0
PWS	54825	SANDHU, CHARANJIT S *	2017-1087-PWS-E	HARRIS	5/22/2018	\$172	\$34	\$138	\$0
PWS	55178	City Of Vega	2017-1434-PWS-E	OLDHAM	5/22/2018	\$472	\$94	\$378	\$0
PWS	53489	Flo Community Water Supply Corporation	2016-1839-PWS-E	LEON	5/30/2018	\$2,250	\$0	\$1,125	\$1,125
PWS	52788	Linda W Ball	2016-1160-PWS-E	HARRIS	5/30/2018	\$948	\$0	\$948	\$0
PWS	54131	82L, LLC	2017-0363-PWS-E	LUBBOCK	5/30/2018	\$1,375	\$0	\$1,375	\$0
PWS	54787	Sun-N-Fun Association	2017-1048-PWS-E	ANGELINA	5/30/2018	\$175	\$175	\$0	\$0
PWS	51972	Pioneer Natural Resources USA, Inc.	2016-0312-PWS-E	MIDLAND	5/30/2018	\$660	\$0	\$660	\$0
PWS	55241	New Progress Wsc	2017-1511-PWS-E	PARKER	6/5/2018	\$702	\$140	\$562	\$0
PWS	55238	Realty Income Properties 22, LLC	2017-1505-PWS-E	BANDERA	6/5/2018	\$216	\$43	\$173	\$0
PWS	55093	West Bay Assembly of God	2017-1344-PWS-E	GALVESTON	6/5/2018	\$232	\$46	\$186	\$0
PWS	54094	The Chart House Condominium Association, Inc.	2017-0321-PWS-E	TARRANT	6/5/2018	\$345	\$345	\$0	\$0
PWS	55059	Cartwright Springs, Ltd.	2017-1310-PWS-E	JASPER	6/5/2018	\$287	\$57	\$230	\$0
PWS	55401	Duval County Conservation and Reclamation District	2017-1680-PWS-E	DUVAL	6/5/2018	\$205	\$41	\$164	\$0
PWS	54942	Terra Southwest Inc.	2017-1210-PWS-E	DENTON	6/5/2018	\$1,019	\$203	\$816	\$0
PWS	55228	City Of DeSoto	2017-1500-PWS-E	DALLAS	6/5/2018	\$120	\$24	\$96	\$0
PWS	55274	Central Bowie County Water Supply Corporation	2017-1544-PWS-E	BOWIE	6/5/2018	\$143	\$28	\$115	\$0
PWS	54877	MACHACEK, CHARLES	2017-1141-PWS-E	CALHOUN	6/5/2018	\$350	\$70	\$280	\$0
PWS	54870	Harris County FWSD 1-A	2017-1110-PWS-E	HARRIS	6/5/2018	\$157	\$31	\$126	\$0
PWS	54171	Point Evans, LLC	2017-0402-PWS-E	GILLESPIE	6/12/2018	\$550	\$0	\$550	\$0

## Singles Programs

## Appendix 5: List of Administrative Orders Issued - FY2018

Date Range Selected : 9/1/2017 - 08/31/2018

PGM	Case No.	Respondent Name	Docket#	County	Order Date	Penalty Assessed	Penalty Deferred	Payable Amount	SEP Offset
PWS	55035	Oilton Rural Water Supply Corporation The State of Texas	2017-1300-PWS-E	WEBB	6/12/2018	\$415	\$0	\$415	\$0
PWS	53538	Town & Country Food Stores, Inc.	2016-1902-PWS-E	LUBBOCK	6/20/2018	\$396	\$396	\$0	\$0
PWS	52331	RODRIGUEZ, MICHAEL	2016-0705-PWS-E	ORANGE	6/20/2018	\$622	\$0	\$622	\$0
PWS	48915	RODRIGUEZ, MICHAEL	2017-1430-PWS-E	ORANGE	6/20/2018	\$317	\$0	\$317	\$0
PWS	53435	Silverlake Church	2016-1784-PWS-E	BRAZORIA	6/20/2018	\$2,500	\$0	\$2,500	\$0
PWS	53880	New Oasis Kingdom Assembly Church	2017-0102-PWS-E	HARRIS	6/26/2018	\$465	\$93	\$372	\$0
PWS	54796	Second Crossing Campground, LLC	2017-1054-PWS-E	COMAL	6/26/2018	\$960	\$192	\$768	\$0
PWS	55029	Clara Hills Civic Association	2017-1291-MLM-E	BURLESON	6/26/2018	\$2,383	\$475	\$1,908	\$0
PWS	55473	City of Trinity	2017-1754-PWS-E	TRINITY	6/26/2018	\$282	\$56	\$226	\$0
PWS	55551	City of Carbon	2018-0051-PWS-E	EASTLAND	6/26/2018	\$1,463	\$292	\$1,171	\$0
PWS	55581	Zack Austin	2018-0084-WOC-E	BREWSTER	6/26/2018	\$175	\$0	\$175	\$0
PWS	54983	Diocese of Corpus Christi	2017-1249-PWS-E	DUVAL	6/26/2018	\$209	\$167	\$42	\$0
PWS	52257	Minsa Corporation	2016-0625-PWS-E	BAILEY	6/26/2018	\$1,072	\$214	\$858	\$0
PWS	55081	4 Way Bar & Grill, LLC	2017-1333-PWS-E	BANDERA	6/26/2018	\$730	\$146	\$584	\$0
PWS	55463	Stonetown Benbrook, LLC	2017-1755-PWS-E	TARRANT	6/26/2018	\$50	\$10	\$40	\$0
PWS	53027	City of Wolfforth	2016-1395-PWS-E	LUBBOCK	6/26/2018	\$5,186	\$0	\$5,186	\$0
PWS	55092	Espinazo Del Diablo Property Owners Association, Inc.	2017-1361-MLM-E	COMAL	6/26/2018	\$1,800	\$0	\$1,800	\$0
PWS	53502	Community Water Service, Inc.	2016-1862-PWS-E	DALLAS	6/26/2018	\$2,310	\$462	\$1,848	\$0
PWS	55132	RV I, LLC	2017-1400-PWS-E	MIDLAND	6/26/2018	\$486	\$97	\$389	\$0
PWS	54668	Juan Galindo	2017-0955-PWS-E	HARRIS	6/26/2018	\$570	\$114	\$456	\$0
PWS	54003	Onalaska Water Supply Corporation	2017-0226-PWS-E	POLK	6/26/2018	\$1,317	\$263	\$1,054	\$0
PWS	55576	Tuscola-Taylor County WCID 1	2018-0088-PWS-E	TAYLOR	6/26/2018	\$50	\$10	\$40	\$0
PWS	55166	City of Ropesville	2017-1432-PWS-E	HOCKLEY	6/26/2018	\$875	\$175	\$700	\$0
PWS	55397	City of Gorman	2017-1683-PWS-E	EASTLAND	6/26/2018	\$1,838	\$367	\$1,471	\$0
PWS	54640	Bell-Milam-Falls Water Supply Corporation	2017-0882-PWS-E	BELL	6/27/2018	\$1,380	\$0	\$1,380	\$0
PWS	53100	S.S.G. Fuel Service, Inc.	2016-1457-PWS-E	HARRIS	6/27/2018	\$720	\$0	\$720	\$0
PWS	54743	City of Alvord	2017-0990-PWS-E	WISE	6/27/2018	\$345	\$345	\$0	\$0
PWS	48820	Lilbert-Looneyville Water Supply Corporation	2016-1873-PWS-E	NACOGDOCHES	6/27/2018	\$1,032	\$0	\$1,032	\$0
PWS	48440	Uplifting Properties, LP	2017-1011-PWS-E	TRAVIS	6/27/2018	\$781	\$0	\$781	\$0
PWS	51655	JABOURI, AL S	2015-1806-PWS-E	BRAZORIA	6/27/2018	\$1,002	\$0	\$1,002	\$0
PWS	53646	Rio Water Supply Corporation	2016-2013-PWS-E	STARR	6/27/2018	\$800	\$0	\$800	\$0
PWS	54526	Victoria County Water Control and Improvement District No. 2	2017-0774-PWS-E	VICTORIA	6/27/2018	\$819	\$0	\$819	\$0
PWS	53731	Port Mansfield Public Utility District	2017-0954-PWS-E	WILLACY	6/27/2018	\$160	\$0	\$160	\$0
PWS	55568	East Lamar Water Supply Corp	2018-0065-PWS-E	SHELBY	7/10/2018	\$225	\$45	\$180	\$0
PWS	55339	ST. PST WATER SUPPLY CORPORATION	2017-1610-PWS-E	LEON	7/10/2018	\$390	\$78	\$312	\$0
PWS	55314	TRI TRY WATER CORP.	2017-1586-PWS-E	STONEWALL	7/10/2018	\$1,223	\$244	\$979	\$0
PWS	55382	US NATIONAL PARK SERVICE	2017-1663-PWS-E	VAL VERDE	7/10/2018	\$410	\$82	\$328	\$0
PWS	55450	Seadrift Coke L.P.	2017-1736-PWS-E	CALHOUN	7/17/2018	\$269	\$53	\$216	\$0
PWS	54816	Coke County Water Supply Corporation	2017-1107-PWS-E	COKE	7/17/2018	\$388	\$77	\$311	\$0
PWS	54105	Flomot Water Supply Corporation	2017-0330-PWS-E	MOTLEY	7/17/2018	\$1,092	\$218	\$874	\$0
PWS	55516	The American Legion, Missing In Action Post No. 231, The American Legion, Department Of Texas, Potts	2018-0048-PWS-E	GRAYSON	7/17/2018	\$438	\$87	\$351	\$0
PWS	55643	City of Murchison	2018-0155-PWS-E	HENDERSON	7/17/2018	\$437	\$87	\$350	\$0

## Singles Programs

## Appendix 5: List of Administrative Orders Issued - FY2018

Date Range Selected : 9/1/2017 - 08/31/2018

PGM	Case No.	Respondent Name	Docket#	County	Order Date	Penalty Assessed	Penalty Deferred	Payable Amount	SEP Offset
PWS	55466	Texas Department of Transportation	2017-1745-PWS-E	CULBERSON	7/17/2018	\$157	\$31	\$0	\$126
PWS	55405	Girl Scouts of Texas Oklahoma Plains, Inc.	2017-1684-PWS-E	CROSBY	7/17/2018	\$342	\$68	\$274	\$0
PWS	53401	Gonzales County Water Supply Corporation	2016-1755-MLM-E	GONZALES	7/25/2018	\$8,055	\$1,611	\$6,444	\$0
PWS	51354	Sam Rayburn Water, Inc.	2017-1285-PWS-E	SAN AUGUSTINE	7/25/2018	\$2,590	\$0	\$2,590	\$0
PWS	54941	TPLUBB, LLC	2017-1238-PWS-E	LUBBOCK	7/25/2018	\$900	\$0	\$900	\$0
PWS	52264	Samuel Coronado	2016-0632-PWS-E	CAMERON	7/25/2018	\$1,176	\$0	\$1,176	\$0
PWS	54751	Girl Scouts of Texas Oklahoma Plains, Inc.	2017-0999-PWS-E	POTTER	7/25/2018	\$385	\$0	\$385	\$0
PWS	54763	US NATIONAL PARK SERVICE	2017-1010-PWS-E	VAL VERDE	7/25/2018	\$650	\$600	\$50	\$0
PWS	52074	NGUYEN, MINH P *	2016-0430-PWS-E	HARRIS	7/25/2018	\$903	\$0	\$903	\$0
PWS	53614	Occidental Permian Ltd.	2016-2015-PWS-E	ECTOR	7/25/2018	\$172	\$172	\$0	\$0
PWS	55131	Ericksdahl Water Supply Corporation	2017-1399-PWS-E	JONES	7/25/2018	\$490	\$0	\$490	\$0
PWS	55271	Monarch Utilities I L.P.	2017-1542-PWS-E	WISE	7/25/2018	\$780	\$0	\$780	\$0
PWS	49314	City of Yorktown	2017-1112-PWS-E	DEWITT	7/25/2018	\$3,216	\$0	\$3,216	\$0
PWS	54815	City of Wilmer	2017-1071-PWS-E	DALLAS	7/25/2018	\$1,512	\$0	\$1,512	\$0
PWS	55331	Ms. Molly's LLC	2017-1608-PWS-E	COLORADO	7/25/2018	\$270	\$0	\$270	\$0
PWS	55377	Loving County	2017-1662-PWS-E	LOVING	7/31/2018	\$862	\$172	\$690	\$0
PWS	55595	Payne Springs Wsc	2018-0101-PWS-E	HENDERSON	7/31/2018	\$62	\$12	\$50	\$0
PWS	54885	Linda Carol Redford *	2017-1146-PWS-E	BANDERA	7/31/2018	\$2,843	\$568	\$2,275	\$0
PWS	53695	City of Joaquin	2016-2058-PWS-E	SHELBY	7/31/2018	\$1,923	\$384	\$1,539	\$0
PWS	55517	Navarro Mills Wsc	2018-0019-PWS-E	NAVARRO	7/31/2018	\$777	\$155	\$622	\$0
PWS	54817	Siesta Shores Water Control and Improvement Distric	2017-1103-PWS-E	ZAPATA	7/31/2018	\$267	\$53	\$214	\$0
PWS	54836	Ira Water Supply Corporation	2017-1088-PWS-E	SCURRY	7/31/2018	\$187	\$37	\$150	\$0
PWS	54393	Centerline Water Supply Corporation	2017-0631-PWS-E	BURLESON	7/31/2018	\$2,647	\$529	\$2,118	\$0
PWS	54041	City of La Grulla	2017-0255-PWS-E	STARR	7/31/2018	\$3,955	\$791	\$3,164	\$0
PWS	55501	City Of Texline	2018-0006-PWS-E	DALLAM	7/31/2018	\$568	\$113	\$455	\$0
PWS	55364	Comanche County Water Supply Corporation	2017-1646-PWS-E	COMANCHE	7/31/2018	\$53	\$10	\$43	\$0
PWS	55353	Crane Co.	2017-1631-PWS-E	MONTGOMERY	7/31/2018	\$275	\$55	\$220	\$0
PWS	54212	City of Goodlow	2017-0453-PWS-E	NAVARRO	7/31/2018	\$610	\$122	\$488	\$0
PWS	54294	Allstate BK Real Estate Holdings, Ltd.	2017-0538-PWS-E	HARRIS	8/7/2018	\$1,244	\$0	\$1,244	\$0
PWS	54539	Charles J. Wilson	2017-0962-PWS-E	GUADALUPE	8/7/2018	\$880	\$0	\$880	\$0
PWS	54327	Riviera Water System, Inc.	2017-0623-PWS-E	KLEBERG	8/14/2018	\$850	\$0	\$850	\$0
PWS	54532	Gregory Allen Magers	2017-0783-PWS-E	UVALDE	8/14/2018	\$100	\$20	\$80	\$0
PWS	55365	YOUNGERS, KENNETH N	2017-1647-WOC-E	STONEWALL	8/14/2018	\$175	\$0	\$175	\$0
PWS	53409	Jay Omkara Inc.	2016-1761-PWS-E	LUBBOCK	8/14/2018	\$214	\$42	\$172	\$0
PWS	55187	City of Troy	2017-1448-MLM-E	BELL	8/14/2018	\$1,280	\$256	\$1,024	\$0
PWS	54814	Nerro Supply, LLC	2017-1072-PWS-E	LIBERTY	8/14/2018	\$321	\$64	\$257	\$0
PWS	54915	Barry W. Blanton	2017-1184-PWS-E	HOOD	8/14/2018	\$157	\$31	\$126	\$0
PWS	45067	Rodell Water System, Inc.	2017-1140-PWS-E	LEON	8/15/2018	\$6,708	\$0	\$6,708	\$0
PWS	44279	Sahil Ventures, Inc.	2017-0998-PWS-E	MONTGOMERY	8/15/2018	\$7,725	\$0	\$7,725	\$0
PWS	55041	City of Edmonson	2017-1297-PWS-E	HALE	8/15/2018	\$845	\$0	\$845	\$0
PWS	55312	Thalia Water Supply Corporation	2017-1585-PWS-E	FOARD	8/15/2018	\$810	\$0	\$810	\$0
PWS	54083	Sam Rayburn Water, Inc.	2017-0307-PWS-E	SAN AUGUSTINE	8/15/2018	\$619	\$0	\$619	\$0
PWS	55109	Linda Carol Redford *	2017-1370-PWS-E	BANDERA	8/15/2018	\$817	\$0	\$817	\$0

## Singles Programs

## Appendix 5: List of Administrative Orders Issued - FY2018

Date Range Selected : 9/1/2017 - 08/31/2018

PGM	Case No.	Respondent Name	Docket#	County	Order Date	Penalty Assessed	Penalty Deferred	Payable Amount	SEP Offset
PWS	53600	City of Bridge City	2016-1965-PWS-E	ORANGE	8/15/2018	\$351	\$0	\$351	\$0
PWS	48179	Eola Water Supply Corporation	2017-1732-PWS-E	CONCHO	8/15/2018	\$1,500	\$0	\$1,500	\$0
PWS	55025	Turlington Water Supply Corporation	2017-1299-PWS-E	FREESTONE	8/15/2018	\$732	\$0	\$732	\$0
PWS	54875	Raymond W. Blair Jr.	2017-1133-PWS-E	DENTON	8/22/2018	\$1,428	\$0	\$1,428	\$0
PWS	55522	James McIntire	2018-0030-PWS-E	VAL VERDE	8/28/2018	\$708	\$141	\$567	\$0
PWS	55282	Utopia Water Supply Corporation	2017-1543-PWS-E	UVALDE	8/28/2018	\$250	\$50	\$200	\$0
PWS	55558	Twin Buttes Water Systems, Inc.	2018-0062-PWS-E	TOM GREEN	8/28/2018	\$168	\$168	\$0	\$0
PWS	54896	Nerro Supply, LLC	2017-1166-PWS-E	MONTGOMERY	8/28/2018	\$855	\$171	\$684	\$0
PWS	52161	Nameless Hollow Council of Co-Owners	2016-0543-PWS-E	TRAVIS	8/28/2018	\$1,876	\$375	\$1,501	\$0
PWS	54667	Glendale Water Supply Corporation	2017-0963-PWS-E	TRINITY	8/28/2018	\$280	\$56	\$224	\$0
<b>Subtotal for PWS : 360</b>						<b>\$398,343</b>	<b>\$46,795</b>	<b>\$327,712</b>	<b>\$23,836</b>
WQ	51520	South Texas Electric Cooperative, Inc.	2015-1685-IWD-E	VICTORIA	9/11/2017	\$49,200	\$0	\$49,200	\$0
WQ	51448	Centex Materials LLC	2015-1606-WQ-E	HAYS	9/11/2017	\$10,000	\$2,000	\$8,000	\$0
WQ	53585	City of Stockdale	2016-1972-MWD-E	WILSON	9/12/2017	\$3,563	\$0	\$3,563	\$0
WQ	54045	Sheridan Water Supply Corporation	2017-0265-MWD-E	COLORADO	9/19/2017	\$6,750	\$1,350	\$5,400	\$0
WQ	54402	Icon Builders, L.L.C.	2017-0660-WQ-E	JEFFERSON	9/19/2017	\$875	\$0	\$875	\$0
WQ	54270	Sabine River Authority of Texas	2017-0521-MWD-E	HUNT	9/19/2017	\$1,400	\$280	\$1,120	\$0
WQ	54013	RIVER RECYCLING, LLC	2017-0350-WQ-E	BEXAR	9/19/2017	\$2,813	\$562	\$2,251	\$0
WQ	54234	Zion Rest Missionary Baptist Church	2017-0468-EAQ-E	TRAVIS	9/19/2017	\$1,875	\$375	\$1,500	\$0
WQ	54009	MHC TT, Inc.	2017-0234-MWD-E	MONTGOMERY	9/19/2017	\$4,875	\$975	\$1,950	\$1,950
WQ	53462	Splendora ISD	2016-1816-MWD-E	MONTGOMERY	9/19/2017	\$5,625	\$1,125	\$4,500	\$0
WQ	53917	City of Penelope	2017-0140-MWD-E	HILL	9/19/2017	\$5,400	\$1,080	\$0	\$4,320
WQ	50864	City Of Earth	2015-1102-MWD-E	LAMB	9/25/2017	\$25,530	\$5,106	\$20,424	\$0
WQ	53904	City of Waco	2017-0181-WQ-E	MCLENNAN	9/25/2017	\$5,775	\$0	\$5,775	\$0
WQ	51976	Aqua Texas, Inc.	2016-0319-MWD-E	DENTON	9/25/2017	\$10,500	\$2,100	\$8,400	\$0
WQ	53649	Deep Roots Recycling, Inc.	2016-2022-SLG-E	VAN ZANDT	9/25/2017	\$10,125	\$2,025	\$8,100	\$0
WQ	50666	City of Charlotte	2015-0892-MWD-E	ATASCOSA	9/25/2017	\$42,525	\$8,505	\$0	\$34,020
WQ	54358	FOTEH, MAZIN I	2017-0643-EAQ-E	TRAVIS	9/26/2017	\$3,375	\$675	\$2,700	\$0
WQ	54100	SELF, DWAIN	2017-0340-WQ-E	KIMBLE	9/26/2017	\$1,025	\$205	\$820	\$0
WQ	54380	Jefferson Railport Terminal I (Texas) LLC	2017-0614-IWD-E	ORANGE	9/26/2017	\$2,875	\$575	\$2,300	\$0
WQ	53765	ROMAN, JUANA	2016-2130-WQ-E	LYNN	9/26/2017	\$2,813	\$562	\$2,251	\$0
WQ	54339	Ridgewood Custom Homes, LLC	2017-0579-WQ-E	BRAZOS	9/26/2017	\$1,125	\$225	\$900	\$0
WQ	53343	City of Redwater	2016-1686-MWD-E	BOWIE	9/26/2017	\$5,822	\$1,164	\$0	\$4,658
WQ	51567	City of Kilgore	2015-1748-MWD-E	GREGG	9/26/2017	\$6,188	\$1,237	\$4,951	\$0
WQ	54602	BENSON, AMOS BLAKE	2017-0861-WOC-E	TERRY	9/26/2017	\$175	\$0	\$175	\$0
WQ	54307	City of Gatesville	2017-0559-MWD-E	BELL	9/26/2017	\$2,550	\$510	\$2,040	\$0
WQ	54204	TXI Operations, LP	2017-0445-WQ-E	HUNT	9/26/2017	\$2,875	\$575	\$2,300	\$0
WQ	53165	D-Bar-B Water-Wastewater Supply Corporation	2016-1545-MWD-E	DALLAS	10/10/2017	\$1,737	\$0	\$1,737	\$0
WQ	54125	Tom Green County	2017-0354-WQ-E	TOM GREEN	10/10/2017	\$15,000	\$3,000	\$12,000	\$0
WQ	53135	Rainbow Landscape Materials, LLC	2016-1493-WQ-E	SOMERVELL	10/10/2017	\$16,875	\$0	\$16,875	\$0
WQ	53958	City of Edcouch	2017-0180-WQ-E	HIDALGO	10/10/2017	\$13,750	\$2,750	\$11,000	\$0
WQ	53163	Duran Gravel Company, Inc.	2016-1521-WQ-E	CALDWELL	10/10/2017	\$27,567	\$0	\$27,567	\$0
WQ	54208	Menard County	2017-0470-MLM-E	MENARD	10/17/2017	\$3,038	\$607	\$2,431	\$0

Date Range Selected : 9/1/2017 - 08/31/2018

PGM	Case No.	Respondent Name	Docket#	County	Order Date	Penalty Assessed	Penalty Deferred	Payable Amount	SEP Offset
WQ	54376	City of Grandview	2017-0655-MWD-E	JOHNSON	10/17/2017	\$1,562	\$312	\$1,250	\$0
WQ	54177	City of Shepherd	2017-0409-MWD-E	SAN JACINTO	10/17/2017	\$3,175	\$635	\$2,540	\$0
WQ	54589	Scott L Newland	2017-0834-WQ-E	HARRISON	10/17/2017	\$2,126	\$425	\$1,701	\$0
WQ	51347	Via Bayou, Inc.	2015-1495-MWD-E	CHAMBERS	10/24/2017	\$2,550	\$510	\$2,040	\$0
WQ	53120	CAMERON, BRANDON	2016-1486-OSI-E	TYLER	10/26/2017	\$1,619	\$0	\$1,619	\$0
WQ	54096	City of Colleyville	2017-0382-MWD-E	TARRANT	10/26/2017	\$4,875	\$0	\$4,875	\$0
WQ	53931	City of Ector	2017-0151-MWD-E	FANNIN	10/26/2017	\$13,562	\$2,712	\$0	\$10,850
WQ	53784	Oxy Vinyls, LP	2016-2142-IWD-E	HARRIS	10/26/2017	\$11,587	\$2,317	\$4,635	\$4,635
WQ	53864	Trinity Bay Conservation District	2017-0082-MWD-E	CHAMBERS	10/26/2017	\$8,750	\$1,750	\$0	\$7,000
WQ	54043	Laguna Madre Water District	2017-0266-MWD-E	CAMERON	10/26/2017	\$9,150	\$1,830	\$7,320	\$0
WQ	53833	Liberty Utilities (Woodmark Sewer) Corp.	2017-0119-WQ-E	SMITH	10/26/2017	\$22,500	\$0	\$11,250	\$11,250
WQ	54558	FRIEDMAN, STEPHEN JOEL	2017-0800-MWD-E	HARRIS	11/7/2017	\$1,125	\$225	\$900	\$0
WQ	54053	Zapata County	2017-0280-MWD-E	ZAPATA	11/7/2017	\$28,012	\$5,602	\$22,410	\$0
WQ	53556	City of Frost	2016-1984-MWD-E	NAVARRO	11/7/2017	\$28,500	\$0	\$0	\$28,500
WQ	54281	City of Skellytown	2017-0518-MWD-E	CARSON	11/7/2017	\$28,500	\$5,700	\$22,800	\$0
WQ	53960	RODRIGUEZ, JOSE H	2017-0179-WQ-E	WILLIAMSON	11/7/2017	\$3,937	\$0	\$3,937	\$0
WQ	54074	Del Grande Mobile Home Owners' Association, Inc.	2017-0295-MWD-E	VAL VERDE	11/7/2017	\$20,250	\$4,050	\$16,200	\$0
WQ	52901	West Travis County Public Utility Agency	2016-1313-MWD-E	TRAVIS	11/7/2017	\$10,001	\$2,000	\$8,001	\$0
WQ	54772	KRISTINEK, JOSH	2017-1127-WOC-E	LUBBOCK	11/7/2017	\$175	\$0	\$175	\$0
WQ	54834	TURNER, HEATH D	2017-1123-OSI-E	KNOX	11/7/2017	\$175	\$0	\$175	\$0
WQ	53922	City of Beaumont	2017-0139-MWD-E	JEFFERSON	11/7/2017	\$6,000	\$0	\$0	\$6,000
WQ	52910	City of Bishop	2016-1296-MWD-E	NUECES	11/7/2017	\$27,750	\$5,550	\$0	\$22,200
WQ	54106	Winnie Welding Works & Construction, Inc.	2017-0336-WQ-E	CHAMBERS	11/7/2017	\$5,750	\$1,150	\$4,600	\$0
WQ	53801	City of Lubbock	2017-0015-IWD-E	LUBBOCK	11/7/2017	\$42,500	\$8,500	\$0	\$34,000
WQ	52145	Eastlake RV, LP	2016-0499-MWD-E	HARRIS	11/7/2017	\$18,011	\$0	\$18,011	\$0
WQ	54325	EMERY, MICHAEL D	2017-0564-OSI-E	LUBBOCK	11/7/2017	\$188	\$37	\$151	\$0
WQ	52342	Trophy Club Municipal Utility District 1	2016-0717-MWD-E	DENTON	11/15/2017	\$25,313	\$5,062	\$0	\$20,251
WQ	54280	Lone Star Growers, L.P.	2017-0528-WQ-E	SMITH	11/28/2017	\$2,500	\$500	\$2,000	\$0
WQ	54443	City Ready Mix, Inc.	2017-0679-WQ-E	WEBB	11/28/2017	\$1,125	\$0	\$1,125	\$0
WQ	54559	Enterprise Products Operating LLC	2017-0802-IWD-E	HARRIS	11/28/2017	\$1,300	\$260	\$1,040	\$0
WQ	54878	Hill Country Rim Rock Estate, LLC	2017-1256-EAQ-E	HAYS	12/5/2017	\$938	\$187	\$751	\$0
WQ	53964	ISP Technologies Inc.	2017-0316-IWD-E	GALVESTON	12/5/2017	\$3,700	\$0	\$3,700	\$0
WQ	54488	CITY OF CAMERON	2017-0724-MWD-E	MILAM	12/5/2017	\$6,600	\$1,320	\$0	\$5,280
WQ	54228	City of Blum	2017-0457-MWD-E	HILL	12/5/2017	\$2,750	\$550	\$0	\$2,200
WQ	54246	City of Knox City	2017-0486-MWD-E	KNOX	12/5/2017	\$7,000	\$1,400	\$0	\$5,600
WQ	53672	City of Alba	2016-2054-MWD-E	WOOD	12/15/2017	\$65,812	\$0	\$0	\$65,812
WQ	54193	City of Harker Heights	2017-0424-MWD-E	BELL	12/15/2017	\$9,375	\$0	\$0	\$9,375
WQ	53540	City of Canadian	2016-1904-MWD-E	HEMPHILL	12/15/2017	\$30,875	\$6,175	\$0	\$24,700
WQ	52409	City of Pearsall	2016-0835-MLM-E	FRIO	12/15/2017	\$61,739	\$0	\$0	\$61,739
WQ	53679	Texas Rain Holding Company, Inc.	2016-2042-MWD-E	HUNT	12/15/2017	\$24,850	\$0	\$24,850	\$0
WQ	51577	City of Throckmorton	2015-1740-MWD-E	THROCKMORTON	12/15/2017	\$18,975	\$18,975	\$0	\$0
WQ	50060	City of Saint Jo	2015-0215-MWD-E	MONTAGUE	12/19/2017	\$7,192	\$1,438	\$5,754	\$0
WQ	54102	Town of Van Horn	2017-0399-MWD-E	CULBERSON	12/19/2017	\$1,400	\$280	\$1,120	\$0



## Singles Programs

## Appendix 5: List of Administrative Orders Issued - FY2018

Date Range Selected : 9/1/2017 - 08/31/2018

PGM	Case No.	Respondent Name	Docket#	County	Order Date	Penalty Assessed	Penalty Deferred	Payable Amount	SEP Offset
WQ	54724	City of Trinidad	2017-1035-MWD-E	HENDERSON	12/19/2017	\$3,250	\$650	\$2,600	\$0
WQ	54629	Chevron U.S.A. Inc.	2017-0873-IWD-E	HARRIS	12/19/2017	\$4,725	\$945	\$3,780	\$0
WQ	54230	City of New Summerfield	2017-0469-MWD-E	CHEROKEE	12/19/2017	\$7,000	\$1,400	\$5,600	\$0
WQ	54986	Rio Bonito RV Resort II, LLC	2017-1271-EAQ-E	WILLIAMSON	12/19/2017	\$938	\$187	\$751	\$0
WQ	52315	City of Anna	2016-0675-MWD-E	COLLIN	1/16/2018	\$3,375	\$675	\$2,700	\$0
WQ	54979	Allen Keller Co. I, LLC	2017-1255-WQ-E	KIMBLE	1/16/2018	\$2,500	\$500	\$2,000	\$0
WQ	50520	City of De Kalb	2015-0722-MWD-E	BOWIE	1/16/2018	\$5,812	\$1,162	\$0	\$4,650
WQ	54770	Westwind Enterprises, Ltd.	2017-1017-MWD-E	CORYELL	1/16/2018	\$1,000	\$200	\$800	\$0
WQ	54824	Garrett & Associates General Contractors, Ltd.	2017-1081-WQ-E	SMITH	1/16/2018	\$1,876	\$375	\$1,501	\$0
WQ	53617	Apple Inc.	2016-1979-EAQ-E	TRAVIS	1/16/2018	\$2,063	\$412	\$1,651	\$0
WQ	55213	Blattner Energy, Inc.	2017-1471-WQ-E	REAGAN	1/16/2018	\$875	\$0	\$875	\$0
WQ	53503	Commercial Bank of Texas, N.A.	2016-1856-WQ-E	ANGELINA	1/16/2018	\$1,875	\$375	\$1,500	\$0
WQ	54762	Reliant Processing Group LLC	2017-1014-IWD-E	BAILEY	1/30/2018	\$5,625	\$1,125	\$4,500	\$0
WQ	51423	City of Van Alstyne	2015-1577-MWD-E	GRAYSON	1/31/2018	\$52,000	\$0	\$0	\$52,000
WQ	53756	Shell Oil Company	2016-2107-IWD-E	HARRIS	1/31/2018	\$87,500	\$0	\$43,750	\$43,750
WQ	50816	City of Bridge City	2015-1057-MWD-E	ORANGE	1/31/2018	\$81,000	\$0	\$0	\$81,000
WQ	52075	WHITTEN, LEONARD R	2016-0433-SLG-E	WILLIAMSON	1/31/2018	\$21,724	\$4,344	\$17,380	\$0
WQ	54211	City of Irving *	2017-0444-WQ-E	DALLAS	1/31/2018	\$13,500	\$0	\$13,500	\$0
WQ	53278	City of Celina	2016-1715-MWD-E	COLLIN	1/31/2018	\$13,158	\$0	\$0	\$13,158
WQ	53576	North Texas Municipal Water District	2016-1955-MWD-E	*MULTIPLE	1/31/2018	\$93,837	\$0	\$0	\$93,837
WQ	51996	J&S Water Company, L.L.C.	2016-0347-MWD-E	CHAMBERS	1/31/2018	\$35,333	\$7,066	\$28,267	\$0
WQ	54361	City of Fort Worth	2017-0601-MWD-E	TARRANT	1/31/2018	\$10,875	\$0	\$10,875	\$0
WQ	51916	Luling & Harwood Farm & Feed, LLC	2016-0266-WQ-E	CALDWELL	1/31/2018	\$5,625	\$0	\$5,625	\$0
WQ	52885	Texas Department of Transportation	2016-1265-MLM-E	HAYS	1/31/2018	\$13,125	\$2,625	\$0	\$10,500
WQ	53968	Town of Combes	2017-0192-WQ-E	CAMERON	1/31/2018	\$13,750	\$13,750	\$0	\$0
WQ	54613	City of Gordon	2017-0862-MWD-E	PALO PINTO	2/13/2018	\$3,300	\$660	\$2,640	\$0
WQ	54799	DNT Construction, LLC	2017-1466-WQ-E	BURNET	2/13/2018	\$875	\$0	\$875	\$0
WQ	53935	St. David's Healthcare Partnership, L.P., LLP	2017-0153-EAQ-E	WILLIAMSON	2/13/2018	\$1,375	\$275	\$1,100	\$0
WQ	55193	1265 LLC	2017-1470-WQ-E	SMITH	2/13/2018	\$875	\$0	\$875	\$0
WQ	54801	WRIGHT, JARRETT T	2017-1478-OSS-E	SAN AUGUSTINE	2/13/2018	\$175	\$0	\$175	\$0
WQ	54055	D.R. Horton - Texas, Ltd.	2017-1465-WQ-E	MONTGOMERY	2/13/2018	\$875	\$0	\$875	\$0
WQ	55151	Arrow Display Signs, Inc.	2017-1469-WQ-E	NUECES	2/13/2018	\$875	\$0	\$875	\$0
WQ	55198	Schaefer Custom Homes, LLC	2017-1462-WQ-E	BRAZOS	2/13/2018	\$875	\$0	\$875	\$0
WQ	54199	City of Victoria	2017-1459-WQ-E	VICTORIA	2/13/2018	\$875	\$0	\$875	\$0
WQ	54550	Judson Independent School District	2017-0799-MWD-E	BEXAR	2/13/2018	\$5,500	\$1,100	\$4,400	\$0
WQ	55150	Austin Western Railroad, L.L.C.	2017-1468-WQ-E	TRAVIS	2/13/2018	\$875	\$0	\$875	\$0
WQ	54056	Brad Drake Construction LLC	2017-1467-WQ-E	CLAY	2/13/2018	\$875	\$0	\$875	\$0
WQ	54164	City of Hearne	2017-1472-WQ-E	ROBERTSON	2/13/2018	\$875	\$0	\$875	\$0
WQ	55146	Shell Machine Works, Inc.	2017-1461-WQ-E	NUECES	2/13/2018	\$875	\$0	\$875	\$0
WQ	54163	Montage Development Company, LLC	2017-1463-WQ-E	TARRANT	2/13/2018	\$875	\$0	\$875	\$0
WQ	54203	PORRAS, RODOLFO	2017-1476-WOC-E	EL PASO	2/13/2018	\$175	\$0	\$175	\$0
WQ	53957	City of Wellman	2017-0177-MWD-E	TERRY	2/13/2018	\$5,250	\$1,050	\$0	\$4,200
WQ	55191	Trent Williams Construction Management, LLC	2017-1460-WQ-E	SMITH	2/13/2018	\$875	\$0	\$875	\$0

## Singles Programs

## Appendix 5: List of Administrative Orders Issued - FY2018

Date Range Selected : 9/1/2017 - 08/31/2018

PGM	Case No.	Respondent Name	Docket#	County	Order Date	Penalty Assessed	Penalty Deferred	Payable Amount	SEP Offset
WQ	52669	City of Kyle	2016-0829-MWD-E	HAYS	2/14/2018	\$12,375	\$0	\$0	\$12,375
WQ	53225	Brandy Vickery *	2016-1766-WQ-E	POLK	2/14/2018	\$17,500	\$3,500	\$14,000	\$0
WQ	52330	Johnson County Special Utility District	2016-0726-MWD-E	JOHNSON	2/14/2018	\$10,500	\$0	\$0	\$10,500
WQ	52586	Linde Gas North America LLC	2016-1002-IWD-E	HARRIS	2/14/2018	\$20,125	\$4,025	\$16,100	\$0
WQ	54065	City of Lawn	2017-0293-MWD-E	TAYLOR	2/14/2018	\$12,500	\$2,500	\$10,000	\$0
WQ	52426	City of Arp	2016-0800-MWD-E	SMITH	2/14/2018	\$9,150	\$1,830	\$0	\$7,320
WQ	54002	TREVINO, LUCIANO	2017-0282-WQ-E	BASTROP	2/14/2018	\$6,312	\$0	\$6,312	\$0
WQ	51637	Texas Architectural Aggregate, Inc.	2015-1825-WQ-E	LLANO	2/17/2018	\$4,500	\$0	\$4,500	\$0
WQ	54522	City of Tioga	2017-0758-MWD-E	GRAYSON	2/27/2018	\$3,000	\$600	\$2,400	\$0
WQ	54695	JOEL DURAN HOMES INC	2017-0959-WQ-E	BELL	2/27/2018	\$3,075	\$615	\$2,460	\$0
WQ	54591	City of Johnson City	2017-0832-MWD-E	BLANCO	2/27/2018	\$6,250	\$1,250	\$0	\$5,000
WQ	54805	Homes by Wade, L.L.C.	2017-1059-WQ-E	HARRISON	2/27/2018	\$2,188	\$437	\$1,751	\$0
WQ	54078	Pikes Peak Energy Services LLC	2017-0309-WQ-E	CROCKETT	3/6/2018	\$3,412	\$0	\$3,412	\$0
WQ	54686	Tiseo Paving Co.	2017-0984-WQ-E	ELLIS	3/7/2018	\$6,875	\$0	\$6,875	\$0
WQ	52345	City of Savoy	2016-0764-MWD-E	FANNIN	3/7/2018	\$26,500	\$5,300	\$0	\$21,200
WQ	53774	City of Austin	2016-2128-MWD-E	TRAVIS	3/7/2018	\$9,188	\$1,837	\$0	\$7,351
WQ	52762	THE SALVATION ARMY	2016-1141-MWD-E	ELLIS	3/7/2018	\$23,250	\$0	\$23,250	\$0
WQ	54491	Tyson Farms, Inc.	2017-0725-IWD-E	SHELBY	3/7/2018	\$80,850	\$0	\$40,425	\$40,425
WQ	54712	City of Fort Worth	2017-0939-MWD-E	TARRANT	3/12/2018	\$12,750	\$0	\$12,750	\$0
WQ	54540	FARR, VINCENT	2017-0788-WQ-E	JASPER	3/12/2018	\$15,000	\$3,000	\$12,000	\$0
WQ	44465	City of Winona	2015-0272-MWD-E	SMITH	3/12/2018	\$98,965	\$0	\$0	\$98,965
WQ	54869	Trinity River Authority Of Texas	2017-1120-MWD-E	ELLIS	3/12/2018	\$6,000	\$0	\$6,000	\$0
WQ	55080	Torres Ready-Mix, Inc.	2017-1335-WQ-E	ZAVALA	3/20/2018	\$938	\$187	\$751	\$0
WQ	55207	White River Municipal Water District	2017-1456-MWD-E	CROSBY	3/20/2018	\$787	\$157	\$630	\$0
WQ	53449	Buckeye Texas Processing LLC	2016-1855-IWD-E	NUECES	3/20/2018	\$4,387	\$877	\$3,510	\$0
WQ	54634	Texas Department Of Aging & Disability Services	2017-0892-MWD-E	LIMESTONE	3/27/2018	\$4,387	\$877	\$3,510	\$0
WQ	55021	Pacesetter Homes, LLC	2017-1290-EAQ-E	WILLIAMSON	3/27/2018	\$4,875	\$975	\$3,900	\$0
WQ	54609	Pulte Homes of Texas, L.P.	2017-0863-WQ-E	MONTGOMERY	3/27/2018	\$7,500	\$1,500	\$6,000	\$0
WQ	53583	City of Lorenzo	2016-1949-MWD-E	CROSBY	4/10/2018	\$28,800	\$5,760	\$0	\$23,040
WQ	49491	Rainbow Landscape Materials, LLC	2017-0771-WQ-E	SOMERVELL	4/10/2018	\$26,250	\$0	\$26,250	\$0
WQ	55002	Carnes Interests, Inc.	2017-1274-WQ-E	BRAZOS	4/10/2018	\$2,500	\$500	\$2,000	\$0
WQ	51760	City of Post	2016-0088-MWD-E	GARZA	4/10/2018	\$9,063	\$1,812	\$0	\$7,251
WQ	52662	City of Rising Star	2016-1040-MWD-E	EASTLAND	4/10/2018	\$5,975	\$5,975	\$0	\$0
WQ	54269	Vopak Logistics Services USA Inc.	2017-0522-IWD-E	HARRIS	4/10/2018	\$28,500	\$5,700	\$22,800	\$0
WQ	54023	City of Alamo Heights	2017-0248-WQ-E	BEXAR	4/10/2018	\$6,037	\$1,207	\$4,830	\$0
WQ	54373	TXI Operations, LP	2017-0608-WQ-E	DENTON	4/10/2018	\$12,850	\$2,570	\$10,280	\$0
WQ	53541	City of University Park	2016-1911-WQ-E	DALLAS	4/10/2018	\$6,000	\$0	\$0	\$6,000
WQ	54298	City of Jacksboro	2017-0540-WQ-E	JACK	4/24/2018	\$1,250	\$250	\$1,000	\$0
WQ	53300	Beechwood Water Supply Corporation	2016-1723-MWD-E	SABINE	5/4/2018	\$7,887	\$7,887	\$0	\$0
WQ	53450	Texas Department of Criminal Justice	2016-1826-MWD-E	ANDERSON	5/4/2018	\$91,000	\$0	\$0	\$91,000
WQ	53273	Huntsman Propylene Oxide LLC *	2016-1709-IWD-E	JEFFERSON	5/4/2018	\$74,250	\$14,850	\$29,700	\$29,700
WQ	53946	Ash Grove Cement Company	2017-0167-IWD-E	ELLIS	5/4/2018	\$13,425	\$2,685	\$10,740	\$0
WQ	54527	Fort Bend County WCID 2	2017-0775-MWD-E	FORT BEND	5/4/2018	\$28,125	\$5,625	\$0	\$22,500

## Singles Programs

## Appendix 5: List of Administrative Orders Issued - FY2018

Date Range Selected : 9/1/2017 - 08/31/2018

PGM	Case No.	Respondent Name	Docket#	County	Order Date	Penalty Assessed	Penalty Deferred	Payable Amount	SEP Offset
WQ	54255	City Of Hidalgo	2017-0500-WQ-E	HIDALGO	5/4/2018	\$15,000	\$3,000	\$0	\$12,000
WQ	54595	BASS, JORGE	2017-1000-WQ-E	MAVERICK	5/8/2018	\$1,312	\$0	\$1,312	\$0
WQ	54948	Landers Precast Concrete, LLC	2017-1224-WQ-E	TOM GREEN	5/14/2018	\$7,875	\$1,575	\$6,300	\$0
WQ	53176	Harris County Municipal Utility District 387	2016-1535-MWD-E	HARRIS	5/14/2018	\$44,375	\$0	\$0	\$44,375
WQ	54326	City of Rhome	2017-0558-MWD-E	WISE	5/14/2018	\$29,000	\$0	\$0	\$29,000
WQ	54140	City of Palmhurst	2017-0371-WQ-E	HIDALGO	5/14/2018	\$13,750	\$0	\$0	\$13,750
WQ	53068	City of Goree	2016-1432-MWD-E	KNOX	5/14/2018	\$7,650	\$1,530	\$6,120	\$0
WQ	51859	East Texas MUD of Smith County	2016-0190-MWD-E	SMITH	5/14/2018	\$152,625	\$0	\$0	\$152,625
WQ	54024	JOMOVSM LLC	2017-0246-MWD-E	TARRANT	5/14/2018	\$13,387	\$2,677	\$10,710	\$0
WQ	54955	Ingram Readymix No. 87, L.L.C.	2017-1223-WQ-E	VAL VERDE	5/14/2018	\$12,500	\$2,500	\$10,000	\$0
WQ	49899	RIVERSIDE COMMODITIES LLC	2015-0081-MLM-E	JASPER	5/15/2018	\$5,350	\$1,070	\$4,280	\$0
WQ	51478	R. a. D. Trucking, Ltd.	2015-1641-MLM-E	COMAL	5/15/2018	\$4,375	\$875	\$3,500	\$0
WQ	54076	Apex Homes, Inc.	2017-0308-WQ-E	PARKER	5/15/2018	\$6,312	\$1,262	\$5,050	\$0
WQ	54406	City Of La Villa	2017-0657-MWD-E	HIDALGO	5/15/2018	\$7,500	\$1,500	\$0	\$6,000
WQ	54364	MARSDEN JANA L	2017-0604-MLM-E	WILLIAMSON	5/22/2018	\$7,500	\$1,500	\$6,000	\$0
WQ	54008	ABUNDIS, JOSE CRUZ	2017-0239-WQ-E	EL PASO	5/22/2018	\$1,636	\$327	\$1,309	\$0
WQ	54418	Texas Sterling Construction Co.	2017-0661-WQ-E	HARRIS	5/22/2018	\$4,355	\$871	\$3,484	\$0
WQ	54363	LMP READYMIX, L.L.C.	2017-0625-IWD-E	TITUS	5/30/2018	\$17,037	\$3,407	\$13,630	\$0
WQ	50484	North Texas Sand Farm, Inc.	2015-0684-WQ-E	GRAYSON	5/30/2018	\$8,750	\$1,750	\$7,000	\$0
WQ	52694	City of Blue Ridge	2016-1063-MWD-E	COLLIN	5/30/2018	\$10,375	\$2,075	\$0	\$8,300
WQ	54523	City of Kosse	2017-0769-MWD-E	LIMESTONE	5/30/2018	\$18,562	\$3,712	\$0	\$14,850
WQ	53544	City of Round Rock	2016-1918-EAQ-E	WILLIAMSON	5/30/2018	\$11,251	\$2,250	\$9,001	\$0
WQ	54623	Clover Creek Mud	2017-0872-MWD-E	MONTGOMERY	5/30/2018	\$21,000	\$0	\$0	\$21,000
WQ	54906	US Department of the Navy	2017-1171-IWD-E	NUECES	5/30/2018	\$696	\$0	\$696	\$0
WQ	49967	U.S. Department of the Interior	2015-0110-IWD-E	HARDIN	5/30/2018	\$7,600	\$1,520	\$6,080	\$0
WQ	53866	City of Leonard	2017-0081-MWD-E	FANNIN	5/30/2018	\$26,400	\$0	\$0	\$26,400
WQ	53130	CRESTCHEM LLC	2016-1572-IWD-E	CHAMBERS	5/30/2018	\$33,510	\$6,702	\$26,808	\$0
WQ	51845	Toll Dallas TX LLC	2016-0186-WQ-E	TARRANT	5/30/2018	\$2,600	\$0	\$2,600	\$0
WQ	54353	City of Arlington	2017-0602-WQ-E	TARRANT	5/30/2018	\$26,250	\$0	\$0	\$26,250
WQ	54219	BROWN, DAVID	2017-0462-WQ-E	HARDIN	5/30/2018	\$6,312	\$0	\$6,312	\$0
WQ	55283	Deep Roots Recycling, Inc.	2017-1496-WQ-E	HOPKINS	6/5/2018	\$876	\$175	\$701	\$0
WQ	55114	Jim Hogg County Wcid 2	2017-1375-MWD-E	JIM HOGG	6/5/2018	\$2,150	\$430	\$1,720	\$0
WQ	55297	Peterson Construction, Inc.	2017-1555-WQ-E	SMITH	6/5/2018	\$1,188	\$237	\$951	\$0
WQ	55102	DELEON, JOE	2017-1403-EAQ-E	COMAL	6/5/2018	\$2,438	\$487	\$1,951	\$0
WQ	55436	811 Paloma Drive, LLC	2017-1709-EAQ-E	WILLIAMSON	6/5/2018	\$1,875	\$375	\$1,500	\$0
WQ	55362	Driftwood Diesel, LLC	2017-1638-EAQ-E	HAYS	6/5/2018	\$938	\$187	\$751	\$0
WQ	54543	Trinity Bay Conservation District *	2017-0786-MWD-E	CHAMBERS	6/5/2018	\$7,500	\$1,500	\$0	\$6,000
WQ	54746	Oakmont Georgetown, LLC	2017-0992-EAQ-E	WILLIAMSON	6/5/2018	\$5,625	\$1,125	\$4,500	\$0
WQ	54699	City of Lone Star	2017-1022-MWD-E	MORRIS	6/5/2018	\$1,313	\$262	\$1,051	\$0
WQ	52436	Azteca Milling, L.P.	2016-0830-IWD-E	HALE	6/20/2018	\$25,265	\$5,053	\$20,212	\$0
WQ	52723	Waterwood Municipal Utility District 1	2016-1099-MWD-E	SAN JACINTO	6/20/2018	\$21,390	\$4,278	\$0	\$17,112
WQ	53118	City of De Kalb	2016-1485-MWD-E	BOWIE	6/20/2018	\$13,562	\$13,562	\$0	\$0
WQ	53105	North Alamo Water Supply Corporation	2016-1466-MWD-E	HIDALGO	6/20/2018	\$9,205	\$1,841	\$3,682	\$3,682

## Singles Programs

## Appendix 5: List of Administrative Orders Issued - FY2018

Date Range Selected : 9/1/2017 - 08/31/2018

PGM	Case No.	Respondent Name	Docket#	County	Order Date	Penalty Assessed	Penalty Deferred	Payable Amount	SEP Offset
WQ	52192	Cook & Clader Construction, LLC *	2016-0558-WQ-E	RUSK	6/20/2018	\$32,000	\$0	\$32,000	\$0
WQ	55406	CAVENDER INVESTMENT PROPERTIES F, LTD.	2017-1686-EAQ-E	WILLIAMSON	6/26/2018	\$938	\$187	\$751	\$0
WQ	55585	MACIAZ, MICHAEL D	2018-0108-WOC-E	BREWSTER	6/26/2018	\$175	\$0	\$175	\$0
WQ	55574	MAX Underground Construction, LLC	2018-0076-WQ-E	NUECES	6/26/2018	\$875	\$0	\$875	\$0
WQ	52032	Victoria County Water Control and Improvement District No. 2	2016-0388-MWD-E	VICTORIA	6/26/2018	\$3,100	\$620	\$2,480	\$0
WQ	53676	Chireno ISD	2016-2040-MWD-E	NACOGDOCHES	6/26/2018	\$5,625	\$0	\$5,625	\$0
WQ	55563	Heights Evergreen Developers, Ltd.	2018-0073-WQ-E	BELL	6/26/2018	\$875	\$0	\$875	\$0
WQ	55598	FRITCHER UTILITIES, LP	2018-0103-WQ-E	SMITH	6/26/2018	\$875	\$0	\$875	\$0
WQ	55589	Town Creek Builders, LLC	2018-0094-WQ-E	HOOD	6/26/2018	\$875	\$0	\$875	\$0
WQ	55601	HINES, DAN	2018-0109-WQ-E	HOOD	6/26/2018	\$875	\$0	\$875	\$0
WQ	55490	C. Cooper Custom Homes, Inc.	2017-1776-WQ-E	SMITH	6/26/2018	\$875	\$0	\$875	\$0
WQ	54070	Liberty Utilities (Silverleaf Water) LLC	2017-0297-MWD-E	WOOD	6/26/2018	\$2,875	\$575	\$2,300	\$0
WQ	54863	Raitz Enterprises Inc	2017-1122-WQ-E	ERATH	6/27/2018	\$1,312	\$0	\$1,312	\$0
WQ	54454	Timber Lane Utility District	2017-0693-MWD-E	HARRIS	6/27/2018	\$17,250	\$3,450	\$0	\$13,800
WQ	53326	City of Odem	2016-1672-MWD-E	SAN PATRICIO	6/27/2018	\$121,690	\$0	\$0	\$121,690
WQ	54181	BUDGET READY MIX, LLC	2017-0427-WQ-E	HARRIS	6/27/2018	\$9,900	\$0	\$9,900	\$0
WQ	54301	Hidalgo County Drainage District 1	2017-0541-WQ-E	HIDALGO	6/27/2018	\$15,000	\$3,000	\$0	\$12,000
WQ	52092	City of San Augustine	2016-0449-MWD-E	SAN AUGUSTINE	6/27/2018	\$26,251	\$5,250	\$0	\$21,001
WQ	54265	Town of Lakeside	2017-0517-MLM-E	TARRANT	6/27/2018	\$9,000	\$1,800	\$7,200	\$0
WQ	54162	City of Mercedes	2017-0398-WQ-E	HIDALGO	6/27/2018	\$15,000	\$3,000	\$0	\$12,000
WQ	54332	St. Martin Aquaculture, Inc.	2017-0577-IWD-E	CALHOUN	6/27/2018	\$47,821	\$9,564	\$38,257	\$0
WQ	54036	Victoria County Drainage District 3	2017-0298-WQ-E	VICTORIA	6/27/2018	\$13,750	\$2,750	\$11,000	\$0
WQ	55145	City of Fort Worth	2017-1438-WQ-E	TARRANT	6/27/2018	\$7,500	\$0	\$7,500	\$0
WQ	53549	City of Kemp	2016-1927-WQ-E	KAUFMAN	7/10/2018	\$3,125	\$625	\$2,500	\$0
WQ	55630	Chris Thomas Custom Homes, Inc.	2018-0202-WQ-E	HOOD	7/10/2018	\$875	\$0	\$875	\$0
WQ	53379	KC 123 RECYCLE, LLC	2016-1729-WQ-E	KARNES	7/10/2018	\$4,834	\$966	\$3,868	\$0
WQ	55017	2251 TELLABS, LTD.	2017-1280-EAQ-E	WILLIAMSON	7/10/2018	\$2,885	\$577	\$2,308	\$0
WQ	54708	City of Ore City	2017-0958-MWD-E	UPSHUR	7/10/2018	\$4,675	\$935	\$3,740	\$0
WQ	55279	Military Highway Water Supply Corporation	2017-1554-MWD-E	CAMERON	7/10/2018	\$4,000	\$800	\$3,200	\$0
WQ	55320	City of Morgan's Point Resort	2017-1592-WQ-E	BELL	7/10/2018	\$3,000	\$600	\$2,400	\$0
WQ	55212	CC Aggregates LLC	2017-1477-EAQ-E	WILLIAMSON	7/10/2018	\$5,776	\$1,155	\$4,621	\$0
WQ	55091	Cascade Holdings, L.L.C.	2017-1359-EAQ-E	WILLIAMSON	7/17/2018	\$4,188	\$837	\$3,351	\$0
WQ	54953	Fossil Rim Wildlife Center, Inc.	2017-1216-MWD-E	SOMERVELL	7/17/2018	\$5,437	\$1,087	\$4,350	\$0
WQ	53510	City of Lefors	2016-1968-MWD-E	GRAY	7/25/2018	\$64,000	\$0	\$0	\$64,000
WQ	53179	City of Roscoe	2016-1533-MWD-E	NOLAN	7/25/2018	\$23,700	\$4,740	\$18,960	\$0
WQ	51777	H & K Jolly LLC	2016-0111-MWD-E	CLAY	7/25/2018	\$29,777	\$5,955	\$23,822	\$0
WQ	53451	City of Quanah	2016-1864-MWD-E	HARDEMAN	7/25/2018	\$37,125	\$0	\$0	\$37,125
WQ	53031	City of Brady	2016-1417-IWD-E	MCCULLOCH	7/25/2018	\$28,750	\$0	\$0	\$28,750
WQ	51633	City of Austin	2016-0073-WQ-E	TRAVIS	7/25/2018	\$29,312	\$0	\$0	\$29,312
WQ	52527	CAN-DOO BUDJET RENTALS INCORPORATED	2016-0948-MLM-E	TAYLOR	7/25/2018	\$9,500	\$1,900	\$7,600	\$0
WQ	52753	City of Thornton	2016-1137-MWD-E	LIMESTONE	7/25/2018	\$10,276	\$2,055	\$8,221	\$0
WQ	53985	Institute in Basic Life Principles, Inc. *	2017-0208-MWD-E	UPSHUR	7/25/2018	\$14,238	\$2,847	\$11,391	\$0
WQ	54215	City of Beeville	2017-0447-MWD-E	BEE	7/25/2018	\$24,250	\$0	\$24,250	\$0

## Singles Programs

## Appendix 5: List of Administrative Orders Issued - FY2018

Date Range Selected : 9/1/2017 - 08/31/2018

PGM	Case No.	Respondent Name	Docket#	County	Order Date	Penalty Assessed	Penalty Deferred	Payable Amount	SEP Offset
WQ	54091	City of Waelder	2017-0380-MWD-E	GONZALES	7/25/2018	\$8,733	\$1,746	\$0	\$6,987
WQ	49021	City of Refugio	2014-1043-MWD-E	REFUGIO	7/25/2018	\$104,275	\$0	\$0	\$104,275
WQ	54267	Custom Design Services, Inc.	2018-0694-WQ-E	ARANSAS	7/31/2018	\$875	\$0	\$875	\$0
WQ	56126	City of Mexia	2018-0662-WQ-E	LIMESTONE	7/31/2018	\$875	\$0	\$875	\$0
WQ	55641	2226 Properties, LLC	2018-0153-EAQ-E	HAYS	7/31/2018	\$3,375	\$675	\$2,700	\$0
WQ	56142	Abstract Contractors, LLC	2018-0670-WQ-E	TAYLOR	7/31/2018	\$875	\$0	\$875	\$0
WQ	56054	TALK O TEXAS BRANDS, INC.	2018-0600-WQ-E	TOM GREEN	7/31/2018	\$875	\$0	\$875	\$0
WQ	54018	City of Waller	2017-0334-MWD-E	WALLER	7/31/2018	\$3,125	\$625	\$2,500	\$0
WQ	55611	DORECK, CRAIG A	2018-0706-WQ-E	SAN PATRICIO	7/31/2018	\$875	\$0	\$875	\$0
WQ	55609	GEJAR, LLC	2018-0113-EAQ-E	WILLIAMSON	7/31/2018	\$3,375	\$675	\$2,700	\$0
WQ	56099	GREGG, DARYL	2018-0645-WQ-E	GREGG	7/31/2018	\$175	\$0	\$175	\$0
WQ	55344	Bloomington Independent School District	2017-1620-MWD-E	VICTORIA	8/14/2018	\$4,850	\$970	\$3,880	\$0
WQ	55268	Tres Habaneros/Shepherd, Ltd.	2017-1531-EAQ-E	WILLIAMSON	8/14/2018	\$938	\$187	\$751	\$0
WQ	55224	Kairos Homes, LLC	2017-1527-WQ-E	WISE	8/14/2018	\$2,375	\$475	\$1,900	\$0
WQ	54071	Polk Health Holdings LLC *	2017-0296-MWD-E	POLK	8/15/2018	\$27,084	\$5,416	\$21,668	\$0
WQ	52620	DSJS Management, LLC	2016-1035-MWD-E	BEXAR	8/15/2018	\$7,838	\$0	\$7,838	\$0
WQ	54685	Texas Barge & Boat, Inc.	2017-0957-IWD-E	BRAZORIA	8/15/2018	\$20,700	\$4,140	\$16,560	\$0
WQ	53292	WINRE LLC	2016-1640-WQ-E	KENDALL	8/15/2018	\$8,462	\$1,692	\$6,770	\$0
WQ	54112	City of Arlington	2017-0344-WQ-E	TARRANT	8/15/2018	\$13,125	\$0	\$0	\$13,125
WQ	54016	Aqua Texas, Inc.	2017-0247-MWD-E	*MULTIPLE	8/15/2018	\$28,300	\$5,660	\$22,640	\$0
WQ	54362	Loy Elastomers LP	2017-0615-IWD-E	HARRIS	8/15/2018	\$78,750	\$0	\$39,375	\$39,375
WQ	49852	City of Kenedy	2014-1899-MWD-E	KARNES	8/15/2018	\$59,375	\$0	\$0	\$59,375
WQ	53474	City of Alto	2016-1825-MWD-E	CHEROKEE	8/15/2018	\$22,800	\$0	\$0	\$22,800
WQ	54590	Webber, LLC *	2017-0835-WQ-E	SMITH	8/20/2018	\$67,500	\$0	\$67,500	\$0
WQ	55226	Bell County Water Control & Improvement District 2	2017-1495-MWD-E	BELL	8/22/2018	\$12,375	\$2,475	\$9,900	\$0
WQ	53916	City of Liberty Hill	2017-0141-MWD-E	WILLIAMSON	8/22/2018	\$18,714	\$3,742	\$0	\$14,972
WQ	53452	Southwestern Electric Power Company	2016-1883-IWD-E	HARRISON	8/22/2018	\$17,250	\$3,450	\$13,800	\$0
WQ	54279	City of Junction	2017-0519-MWD-E	KIMBLE	8/22/2018	\$16,713	\$3,342	\$13,371	\$0
WQ	55242	MUHICH, JOHN	2017-1515-MLM-E	HAYS	8/22/2018	\$13,316	\$2,662	\$10,654	\$0
WQ	53377	City of Rhome	2016-1728-MWD-E	WISE	8/22/2018	\$8,500	\$1,700	\$0	\$6,800
WQ	55303	City of the Colony	2017-1567-MWD-E	DENTON	8/22/2018	\$8,250	\$0	\$8,250	\$0
WQ	54338	Hills of Westlake, Ltd.	2017-0578-WQ-E	MONTGOMERY	8/22/2018	\$7,593	\$1,518	\$6,075	\$0
WQ	54973	City Of New Home	2017-1324-MWD-E	LYNN	8/22/2018	\$14,950	\$2,990	\$11,960	\$0
WQ	55147	City of White Oak	2017-1411-WQ-E	GREGG	8/22/2018	\$15,750	\$3,150	\$12,600	\$0
WQ	54747	Arnold Trucking, Inc.	2017-1015-WQ-E	HARRISON	8/22/2018	\$10,000	\$2,000	\$8,000	\$0
WQ	54742	AustinSeventyOne, Ltd.	2017-1070-EAQ-E	TRAVIS	8/28/2018	\$7,500	\$1,500	\$6,000	\$0
WQ	55386	Montgomery County Municipal Utility District No 119	2017-1673-MWD-E	MONTGOMERY	8/28/2018	\$3,250	\$650	\$2,600	\$0
WQ	55056	David Kirkendoll	2017-1316-OSI-E	TYLER	8/28/2018	\$250	\$50	\$200	\$0
WQ	55586	City of White Settlement	2018-0093-WQ-E	TARRANT	8/28/2018	\$4,500	\$900	\$0	\$3,600
WQ	55361	Fairview Gardens Developments, LLC	2017-1643-MWD-E	HARRIS	8/28/2018	\$4,875	\$975	\$3,900	\$0
WQ	55885	LIPSCOMB, JIMMY R SR	2018-0404-MWD-E	GRIMES	8/28/2018	\$175	\$0	\$175	\$0
WQ	54970	East Montgomery County MUD 3	2017-1257-MWD-E	MONTGOMERY	8/28/2018	\$4,687	\$937	\$3,750	\$0
WQ	53338	Addicks Utility District	2016-1684-MWD-E	HARRIS	8/28/2018	\$2,875	\$575	\$2,300	\$0

## Singles Programs

## Appendix 5: List of Administrative Orders Issued - FY2018

Date Range Selected : 9/1/2017 - 08/31/2018

PGM	Case No.	Respondent Name	Docket#	County	Order Date	Penalty Assessed	Penalty Deferred	Payable Amount	SEP Offset
WQ	54703	NW AUSTIN OFFICE PARTNERS LLC	2017-0938-MLM-E	WILLIAMSON	8/28/2018	\$6,053	\$1,210	\$4,843	\$0
WQ	55780	PAYNE, STEVE H	2018-0310-OSS-E	LYNN	8/28/2018	\$175	\$0	\$175	\$0
<b>Subtotal for WQ : 292</b>						<b>\$4,040,673</b>	<b>\$421,161</b>	<b>\$1,577,119</b>	<b>\$2,042,393</b>
WR	55195	Steve Smithers	2017-1474-WR-E	ANGELINA	2/13/2018	\$350	\$0	\$350	\$0
WR	55159	Doucet Plumbing, Inc.	2017-1475-WR-E	RUNNELS	2/13/2018	\$875	\$0	\$875	\$0
WR	55633	Gene Driskell	2018-0141-WR-E	WICHITA	5/22/2018	\$350	\$0	\$350	\$0
WR	55529	Dakota Utility Contractors, Inc.	2018-0039-WR-E	TAYLOR	5/22/2018	\$350	\$0	\$350	\$0
WR	55515	Ingram Concrete, LLC	2018-0025-WR-E	COKE	6/26/2018	\$651	\$130	\$521	\$0
WR	55917	A. L. Helmcamp, Inc.	2018-0455-WR-E	ANGELINA	7/10/2018	\$350	\$0	\$350	\$0
WR	55871	STALLINGS CREIGHTON PROPERTIES, LP	2018-0390-WR-E	HOWARD	7/10/2018	\$350	\$0	\$350	\$0
WR	56096	DURANT, JERRY	2018-0629-WR-E	HOOD	7/31/2018	\$875	\$0	\$875	\$0
WR	56097	WildHorse Resources Management Company, LLC	2018-0641-WR-E	LEE	7/31/2018	\$875	\$0	\$875	\$0
<b>Subtotal for WR : 9</b>						<b>\$5,026</b>	<b>\$130</b>	<b>\$4,896</b>	<b>\$0</b>
<b>Total for Singles Programs : 1,288</b>						<b>\$11,255,916</b>	<b>\$1,711,642</b>	<b>\$6,323,385</b>	<b>\$3,220,889</b>

Date Range Selected : 9/1/2017 - 08/31/2018

PGM	Case No.	Respondent Name	Docket#	County	Order Date	Penalty Assessed	Penalty Deferred	Payable Amount	SEP Offset
MM	51957	Dynasty Enterprises, LLC	2016-0302-MLM-E	KARNES	9/11/2017	\$39,500	\$7,900	\$31,600	\$0
MM	53984	Jose E Rapalo	2017-0202-MLM-E	HARRIS	9/19/2017	\$5,677	\$1,135	\$4,542	\$0
MM	53919	CALASSO, GARY	2017-0138-MSW-E	LLANO	9/19/2017	\$5,693	\$1,138	\$4,555	\$0
MM	53836	SANCHEZ, JUAN RAYMUNDO *	2017-0229-MSW-E	HIDALGO	9/26/2017	\$1,337	\$267	\$1,070	\$0
MM	54603	EVERETT, DAVID P SR	2017-0860-WOC-E	BOSQUE	9/26/2017	\$175	\$0	\$175	\$0
MM	53841	Suez Wts Usa, Inc.	2017-0062-MLM-E	JEFFERSON	10/10/2017	\$44,438	\$0	\$44,438	\$0
MM	52611	BARRERA JR, MANUEL	2016-1016-MLM-E	WEBB	10/10/2017	\$13,916	\$0	\$13,916	\$0
MM	53824	4 J's Trucking, LLC *	2017-0043-MLM-E	WEBB	10/10/2017	\$3,563	\$0	\$3,563	\$0
MM	54387	Liquid Environmental Solutions of Texas, LLC	2017-0642-MSW-E	HARRIS	10/17/2017	\$1,250	\$250	\$1,000	\$0
MM	53814	Prewett Enterprises Inc.	2017-0035-MLM-E	DALLAS	10/24/2017	\$7,425	\$1,485	\$5,940	\$0
MM	53138	1265 LLC	2016-1496-MLM-E	SMITH	11/7/2017	\$8,322	\$1,664	\$6,658	\$0
MM	52223	City of Corpus Christi	2016-0638-MLM-E	NUECES	11/7/2017	\$15,712	\$3,142	\$0	\$12,570
MM	51542	PHILLIPS 66 COMPANY	2015-1716-MLM-E	HUTCHINSON	11/7/2017	\$22,042	\$4,408	\$8,817	\$8,817
MM	54580	Consolidated Metal Technologies, Inc.	2017-1004-MLM-E	WILLIAMSON	11/7/2017	\$2,288	\$457	\$1,831	\$0
MM	54097	JPN ENTERPRISE, LLC	2017-0337-MLM-E	COLLIN	11/28/2017	\$4,612	\$922	\$3,690	\$0
MM	54375	Leander ISD	2017-0606-PST-E	WILLIAMSON	11/28/2017	\$4,500	\$900	\$3,600	\$0
MM	53800	City of Sonora	2017-0014-MLM-E	SUTTON	12/5/2017	\$4,576	\$915	\$3,661	\$0
MM	54616	ARROYOS, JOHNNY T	2017-0843-PWS-E	LUBBOCK	12/5/2017	\$2,297	\$459	\$1,838	\$0
MM	52599	B & L CONSTRUCTION EXCAVATION, TRUCKING & PAVING	2016-0981-WQ-E	LLANO	12/5/2017	\$3,937	\$787	\$3,150	\$0
MM	53256	B.V.S. Construction, Inc.	2016-1690-MLM-E	*MULTIPLE	12/15/2017	\$6,561	\$0	\$6,561	\$0
MM	53907	ANN KIM NGUYEN	2017-0129-MLM-E	HARRIS	12/15/2017	\$14,899	\$0	\$14,899	\$0
MM	52458	D And R Acquisitions, L.L.C.	2016-0821-MLM-E	HALE	12/19/2017	\$2,675	\$534	\$2,141	\$0
MM	54963	HAWKINS, JACKIE R	2017-1233-WOC-E	SAN SABA	12/19/2017	\$175	\$0	\$175	\$0
MM	54416	INVISTA S.a r.l.	2017-0669-WDW-E	VICTORIA	1/16/2018	\$3,151	\$630	\$2,521	\$0
MM	50502	Q ENVIRONMENTAL, INC.	2015-0708-MLM-E	HARRIS	1/31/2018	\$21,638	\$0	\$21,638	\$0
MM	54231	Izz Transport Inc	2017-0474-MSW-E	BELL	1/31/2018	\$1,312	\$0	\$1,312	\$0
MM	54099	WALTON, DOMINIC	2017-0374-MLM-E	FORT BEND	1/31/2018	\$2,547	\$0	\$2,547	\$0
MM	51994	Sunoco Partners Marketing & Terminals L.P.	2016-0356-MLM-E	JEFFERSON	1/31/2018	\$28,140	\$0	\$28,140	\$0
MM	53429	Marquis Construction Services, LLC	2016-1782-MLM-E	BRAZORIA	1/31/2018	\$10,621	\$0	\$10,621	\$0
MM	53973	City of Bartlett	2017-0190-MLM-E	*MULTIPLE	1/31/2018	\$32,661	\$0	\$0	\$32,661
MM	54505	Lucite International, Inc.	2017-0763-WDW-E	JEFFERSON	1/31/2018	\$32,813	\$6,562	\$26,251	\$0
MM	53818	UNITED FRONT LAKELINE, LLC	2017-0028-MLM-E	WILLIAMSON	2/13/2018	\$6,980	\$1,396	\$5,584	\$0
MM	53631	Accurate Collision Center West, Inc.	2016-1999-MLM-E	EL PASO	2/14/2018	\$1,837	\$0	\$1,837	\$0
MM	52412	JONES, JOHN S *	2016-0834-MLM-E	TOM GREEN	2/14/2018	\$10,174	\$2,034	\$8,140	\$0
MM	51474	City of Sabinal	2015-1637-MLM-E	UVALDE	2/14/2018	\$20,463	\$4,092	\$0	\$16,371
MM	52581	JONES, JOHN S *	2016-0961-MLM-E	TOM GREEN	2/27/2018	\$6,300	\$1,260	\$5,040	\$0
MM	54472	BARNETT, BILLY D	2017-0707-WOC-E	SHELBY	2/27/2018	\$1,096	\$219	\$877	\$0
MM	52241	Webb County	2016-0612-MLM-E	WEBB	3/7/2018	\$45,187	\$9,037	\$0	\$36,150
MM	53977	Round Rock Independent School District	2017-0213-MLM-E	WILLIAMSON	3/7/2018	\$13,500	\$2,700	\$0	\$10,800
MM	54446	Coastal Gulf & International Laboratories, Inc.	2017-0686-IHW-E	JEFFERSON	3/20/2018	\$4,037	\$807	\$3,230	\$0
MM	52046	WKP ENTERPRISES, INC.	2016-0401-MLM-E	WILLIAMSON	3/27/2018	\$3,063	\$612	\$2,451	\$0
MM	54229	US Department of the Navy	2017-0467-IHW-E	NUECES	3/27/2018	\$2,825	\$0	\$2,825	\$0
MM	54868	OBBINK, BRAD	2017-1111-PWS-E	BREWSTER	4/10/2018	\$157	\$31	\$126	\$0

## Multi-Media Programs

## Appendix 5: List of Administrative Orders Issued - FY2018

Date Range Selected : 9/1/2017 - 08/31/2018

PGM	Case No.	Respondent Name	Docket#	County	Order Date	Penalty Assessed	Penalty Deferred	Payable Amount	SEP Offset
MM	51799	MLC Argyle LLC	2016-0142-MLM-E	DENTON	4/10/2018	\$2,500	\$0	\$2,500	\$0
MM	51799	Rshelevenelevelen, Inc.	2016-0142-MLM-E	DENTON	4/10/2018	\$2,500	\$0	\$2,500	\$0
MM	53785	MCNEESE, KEITH	2016-2145-MLM-E	GARZA	4/10/2018	\$4,649	\$929	\$3,720	\$0
MM	51358	Stripes LLC	2015-1507-MLM-E	HAYS	5/4/2018	\$23,761	\$4,752	\$19,009	\$0
MM	53740	ICR Energy LLC	2016-2093-MLM-E	BEXAR	5/4/2018	\$18,440	\$0	\$18,440	\$0
MM	52076	PAUL, MARK	2016-0434-MLM-E	ORANGE	5/14/2018	\$5,284	\$0	\$5,284	\$0
MM	54739	BRAND, ELTJE FRANS *	2017-0993-AGR-E	BAILEY	5/22/2018	\$2,625	\$525	\$2,100	\$0
MM	55038	Alcoa World Alumina LLC	2017-1303-MLM-E	CALHOUN	5/30/2018	\$22,725	\$4,545	\$9,090	\$9,090
MM	52049	City of La Marque	2016-0402-MLM-E	GALVESTON	5/30/2018	\$74,563	\$0	\$0	\$74,563
MM	54898	Sam's \$1.25 Cleaners, Inc.	2017-1173-DCL-E	TARRANT	6/5/2018	\$1,475	\$295	\$1,180	\$0
MM	54748	Clear Diamond, Inc.	2017-1002-MSW-E	MENARD	6/12/2018	\$1,312	\$0	\$1,312	\$0
MM	51111	City of Floresville	2015-1240-MLM-E	WILSON	6/20/2018	\$35,207	\$7,041	\$0	\$28,166
MM	50125	DURON, CESAR	2017-0738-MLM-E	HIDALGO	6/20/2018	\$50,700	\$44,950	\$5,750	\$0
MM	54767	Noorain, Inc.	2017-1016-DCL-E	HARRIS	6/26/2018	\$255	\$51	\$204	\$0
MM	55580	James Clinton Daily	2018-0082-PWS-E	YOUNG	6/26/2018	\$175	\$0	\$175	\$0
MM	53316	ROBINS, PHILIP C	2016-1667-OSI-E	ROCKWALL	6/26/2018	\$225	\$45	\$180	\$0
MM	55378	CORNETT, CHRIS M	2017-1688-WOC-E	DICKENS	6/26/2018	\$175	\$0	\$175	\$0
MM	53927	City of La Joya	2017-0145-MLM-E	HIDALGO	6/27/2018	\$15,000	\$3,000	\$0	\$12,000
MM	53892	Hilmy Holdings, LLC	2017-0118-MLM-E	GILLESPIE	7/10/2018	\$4,100	\$820	\$3,280	\$0
MM	55645	MICHAELIS, CHARLES H	2018-0163-WOC-E	BREWSTER	7/10/2018	\$175	\$0	\$175	\$0
MM	53190	City of Tahoka	2016-1571-MLM-E	LYNN	7/10/2018	\$5,622	\$1,124	\$0	\$4,498
MM	48267	Pasadena Refining System, Inc	2014-0228-MLM-E	HARRIS	7/25/2018	\$907,191	\$0	\$453,596	\$453,595
MM	54330	City Of Mertzon	2017-0603-MLM-E	IRION	7/25/2018	\$28,724	\$5,744	\$22,980	\$0
MM	54499	L. A. Porter Construction, Inc.	2017-0764-MLM-E	LAMPASAS	7/25/2018	\$30,000	\$6,000	\$24,000	\$0
MM	54786	W R J Cleaners, Inc	2017-1050-DCL-E	HARRIS	7/25/2018	\$1,170	\$0	\$1,170	\$0
MM	54587	MORALES, MANUEL	2017-1726-MLM-E	VAL VERDE	7/31/2018	\$4,750	\$950	\$3,800	\$0
MM	54120	Hempstead Yogi, Ltd.	2017-0681-MLM-E	WALLER	7/31/2018	\$3,735	\$747	\$2,988	\$0
MM	55955	MILLER, STEVEN D	2018-0703-OSI-E	MCCULLOCH	7/31/2018	\$175	\$0	\$175	\$0
MM	54950	Red River Dozer & Farm Service, Inc.	2017-1225-MLM-E	MONTAGUE	8/15/2018	\$40,954	\$8,190	\$32,764	\$0
MM	52861	Minsa Corporation	2016-1251-MLM-E	BAILEY	8/15/2018	\$53,629	\$10,725	\$42,904	\$0
MM	54881	Cinco Electronics Recycling, Inc.	2017-1175-MLM-E	TARRANT	8/15/2018	\$12,189	\$2,437	\$9,752	\$0
MM	54213	GREENE, JENNIFER ANN	2017-0463-MLM-E	KENDALL	8/15/2018	\$10,336	\$9,136	\$1,200	\$0
MM	55204	Twin Eagle Sand Logistics, LLC	2017-1519-MLM-E	WEBB	8/15/2018	\$9,875	\$1,975	\$7,900	\$0
MM	48513	E. I. du Pont de Nemours and Company	2014-0506-MLM-E	JEFFERSON	8/22/2018	\$214,852	\$42,970	\$171,882	\$0
MM	54054	Tiller Family, L.P.	2017-0284-MLM-E	EL PASO	8/22/2018	\$9,204	\$0	\$9,204	\$0
MM	53912	San Miguel Electric Cooperative, Inc.	2017-0200-MLM-E	ATASCOSA	8/22/2018	\$55,817	\$11,163	\$44,654	\$0
MM	55143	HERNANDEZ, EFFREN	2017-1412-MLM-E	BEXAR	8/22/2018	\$3,750	\$0	\$3,750	\$0
MM	55715	SHEFFIELD, JOHN K	2018-0224-OSS-E	TYLER	8/28/2018	\$238	\$47	\$191	\$0
MM	55492	Loving Water Supply Corporation	2018-0012-MLM-E	YOUNG	8/28/2018	\$1,500	\$300	\$1,200	\$0
<b>Total for Multi-Media Programs : 82</b>						<b>\$2,123,629</b>	<b>\$224,204</b>	<b>\$1,200,144</b>	<b>\$699,281</b>
<b>Total for all Programs :1,370</b>						<b>\$13,379,545</b>	<b>\$1,935,846</b>	<b>\$7,523,529</b>	<b>\$3,920,170</b>



Date Range Selected : 9/1/2017 - 08/31/2018

PGM	Case No.	Respondent Name	Docket#	County	Order Date	Penalty Assessed	Penalty Deferred	Payable Amount	SEP Offset
-----	----------	-----------------	---------	--------	------------	------------------	------------------	----------------	------------

**Summary of SEPs:**

Above number are Distinct Case Numbers/Resolutions

Total Orders : 1370  
Orders with SEPs : 169  
Orders with SEPs % : 12.3  
Orders with SEP Offset % : 34.3

\* There are Multiple Respondent Names associated to this Case No.

\*\* Haddad, Maynard J. 2016-0893-PST-E Two Respondents with two penalties under one order.

## Appendix 6: List of SEPs & SEP Projects - FY 2018

### Single Program

Date Range Selected : 09/01/2017 - 08/31/2018

PGM	Case No.	Respondent Name	Effective Date	Ratio	Assessed Amt	Deferred Amt	Payable Amt	SEP Cost	SEP Offset
AQ	53837	Motiva Enterprises LLC	02/14/2018	1.00:1	8,000.00	0.00	4,000.00	4,000.00	4,000.00
		POLLUTION PREVENTION	Conduct home energy audits and to assist low income residents in the West Port Arthur area in improving their homes' energy efficiency such as by caulking, weatherizing, insulating, and replacing heating and cooling systems and major appliances with new, energy efficient equipment.					4,000.00	4,000.00
AQ	54566	INEOS Styrolution America LLC	06/27/2018	1.00:1	32,225.00	6,445.00	12,890.00	12,890.00	12,890.00
		POLLUTION PREVENTION	The Respondent will contribute to Barbers Hill Independent School District's ("Barbers Hill ISD") Alternative Fueled Vehicle and Equipment Program. SEP monies will be used to retire current diesel-powered or gasoline powered vehicles and equipment and replace those vehicles and equipment with alternative-fueled vehicles and equipment; convert current vehicles and equipment to alternative-fueled equipment; or retrofit current gasoline or diesel-powered equipment.					12,890.00	12,890.00
AQ	54132	The Dow Chemical Company	02/27/2018	1.00:1	5,626.00	1,125.00	2,251.00	2,250.00	2,250.00
		POLLUTION PREVENTION	The contribution will be used in accordance with the Supplemental Environmental Project Agreement between the Houston-Galveston AERCO and the Texas Commission on Environmental Quality. SEP monies will be used to pay for the cost of replacing older diesel buses with alternative fueled or clean diesel buses.					2,250.00	2,250.00
AQ	54749	Lonestar Operating, LLC	06/26/2018	1.00:1	2,438.00	487.00	976.00	975.00	975.00
		POLLUTION PREVENTION	Project will fuse funds to aid local school districts, area transit agencies, and local governments in need of funding assistance to pay for the cost of the following activities to reduce emissions: 1) replacing older diesel buses with alternative fueled or clean diesel buses; or 2) retrofitting older diesel buses with new cleaner technology. RC&D shall disburse funds to school districts, area transit agencies, or local governments on a needs-rated basis, using non-attainment area status, condition of buses, or economic status of recipient as possible rating factors if competition for funds exists.					975.00	975.00
AQ	53901	Air Products LLC	11/07/2017	1.00:1	8,025.00	1,605.00	3,210.00	3,210.00	3,210.00
		POLLUTION PREVENTION	The contribution will be used in accordance with the Supplemental Environmental Project Agreement between the Houston-Galveston AERCO and the Texas Commission on Environmental Quality. SEP monies will be used to pay for the cost of replacing older diesel buses with alternative fueled or clean diesel buses.					3,210.00	3,210.00
AQ	54115	Albemarle Corporation	11/15/2017	1.00:1	27,938.00	5,587.00	11,176.00	11,175.00	11,175.00
		POLLUTION PREVENTION	SEP funds will be used to supplement existing operation of a network of ambient air monitoring stations that continuously measure and record concentrations of ambient air pollutants. Specifically, SEP Funds will be used to operate, maintain, and potentially expand portions of the existing ambient air quality monitoring network in the Houston area in order to continue to provide information on data quality and trends to the public, TCEQ, and industry representatives.					11,175.00	11,175.00
AQ	53857	Shell Chemical LP	01/31/2018	1.00:1	60,000.00	12,000.00	24,000.00	24,000.00	24,000.00
		POLLUTION PREVENTION	SEP funds will be used to supplement existing operation of a network of ambient air monitoring stations that continuously measure and record concentrations of ambient air pollutants. Specifically, SEP Funds will be used to operate, maintain, and potentially expand portions of the existing ambient air quality monitoring network in the Houston area in order to continue to provide information on data quality and trends to the public, TCEQ, and industry representatives.					24,000.00	24,000.00
AQ	53147	Equistar Chemicals, LP	01/31/2018	1.00:1	35,710.00	7,141.00	14,285.00	14,284.00	14,284.00

\* There are Multiple Respondent Names associated to this Case No.

## Appendix 6: List of SEPs & SEP Projects - FY 2018

### Single Program

	POLLUTION PREVENTION	Performing Party shall use SEP Funds to perform energy efficiency upgrades on public buildings and infrastructure. Specifically, SEP Funds may only be used for: 1) the cost of conducting energy efficiency audits; 2) the incremental cost for construction or implementation of energy-efficiency upgrades (versus the cost of non-energy efficiency upgrades); 3) the incremental cost of purchase of more energy-efficient equipment or appliances (versus the cost of purchasing non-energy efficient equipment or appliances); or 4) other direct costs authorized in advance by TCEQ.	14,284.00	14,284.00					
AQ	53956	Enterprise Products Operating LLC	02/14/2018	1.00:1	22,625.00	0.00	11,313.00	11,312.00	11,312.00
	POLLUTION PREVENTION	Performing Party shall use SEP Funds to perform energy efficiency upgrades on public buildings and infrastructure. Specifically, SEP Funds may only be used for: 1) the cost of conducting energy efficiency audits; 2) the incremental cost for construction or implementation of energy-efficiency upgrades (versus the cost of non-energy efficiency upgrades); 3) the incremental cost of purchase of more energy-efficient equipment or appliances (versus the cost of purchasing non-energy efficient equipment or appliances); or 4) other direct costs authorized in advance by TCEQ.	11,312.00	11,312.00					
AQ	53406	CITGO Refining and Chemicals Company L.P.	05/30/2018	1.00:1	65,191.00	13,038.00	26,077.00	26,076.00	26,076.00
	POLLUTION PREVENTION	The Respondent will contribute to Texas A&M University-Kingsville, Air Quality Monitoring in San Patricio County. The contribution will be used in accordance with the Supplemental Environmental Project Agreement between Texas A&M University-Kingsville and the Texas Commission on Environmental Quality. The 3rd party will establish three air quality monitoring stations in the San Patricio Water District. The stations will consist of ambient air monitoring instruments, meteorological instruments, and ancillary equipment.	26,076.00	26,076.00					
AQ	54088	PHILLIPS 66 COMPANY	08/28/2018	1.00:1	7,500.00	1,500.00	3,000.00	3,000.00	3,000.00
	POLLUTION PREVENTION	The contribution will be used in accordance with the Supplemental Environmental Project Agreement between the Borger Independent School District and the Texas Commission on Environmental Quality. The school district, through an asbestos certified contractor, will remove asbestos from Central Elementary, the Borger High School Auditorium, and the Gateway Elementary.	3,000.00	3,000.00					
AQ	54182	Chevron Phillips Chemical Company LP	03/07/2018	1.00:1	70,200.00	14,040.00	28,080.00	28,080.00	28,080.00
	POLLUTION PREVENTION	The Respondent will contribute to Barbers Hill Independent School District's ("Barbers Hill ISD") Alternative Fueled Vehicle and Equipment Program. SEP monies will be used to retire current diesel-powered or gasoline powered vehicles and equipment and replace those vehicles and equipment with alternative-fueled vehicles and equipment; convert current vehicles and equipment to alternative-fueled equipment; or retrofit current gasoline or diesel-powered equipment.	28,080.00	28,080.00					
AQ	54399	Shell Oil Company	08/15/2018	1.00:1	13,125.00	2,625.00	5,250.00	5,250.00	5,250.00
	POLLUTION PREVENTION	SEP funds will be used to supplement existing operation of a network of ambient air monitoring stations that continuously measure and record concentrations of ambient air pollutants. Specifically, SEP Funds will be used to operate, maintain, and potentially expand portions of the existing ambient air quality monitoring network in the Houston area in order to continue to provide information on data quality and trends to the public, TCEQ, and industry representatives.	5,250.00	5,250.00					
AQ	53494	BASF TOTAL Petrochemicals LLC	10/10/2017	1.00:1	13,125.00	2,625.00	5,250.00	5,250.00	5,250.00
	POLLUTION PREVENTION	Conduct home energy audits and to assist low income residents in the West Port Arthur area in improving their homes' energy efficiency such as by caulking, weatherizing, insulating, and replacing heating and cooling systems and major appliances with new, energy efficient equipment.	5,250.00	5,250.00					
AQ	53327	Dartco of Texas LLC	09/11/2017	1.00:1	40,784.00	8,156.00	16,314.00	16,314.00	16,314.00

\* There are Multiple Respondent Names associated to this Case No.

## Appendix 6: List of SEPs & SEP Projects - FY 2018

### Single Program

	POLLUTION PREVENTION	RC&D will coordinate with local city and county government officials to clean-up sites where tires have been disposed of illegally. Contributions will be used to clean up illegal tire sites. Eligible sites will be limited to areas where a responsible party can not be identified and where there is no preexisting obligation to clean up the site by the owner or government. SEP monies will be used for the direct cost of collection and disposal of debris and tires.	16,314.00	16,314.00					
AQ	53057	KM Liquids Terminals LLC	03/12/2018	1.00:1	13,500.00	2,700.00	5,400.00	5,400.00	5,400.00
	POLLUTION PREVENTION	The contribution will be used in accordance with the Supplemental Environmental Project Agreement between the Houston-Galveston AERCO and the Texas Commission on Environmental Quality. SEP monies will be used to pay for the cost of replacing older diesel buses with alternative fueled or clean diesel buses.	5,400.00	5,400.00					
AQ	53911	Ethyl Corporation	10/24/2017	1.00:1	7,351.00	1,470.00	2,941.00	2,940.00	2,940.00
	POLLUTION PREVENTION	The contribution will be used in accordance with the Supplemental Environmental Project Agreement between the Houston-Galveston AERCO and the Texas Commission on Environmental Quality. SEP monies will be used to pay for the cost of replacing older diesel buses with alternative fueled or clean diesel buses.	2,940.00	2,940.00					
AQ	53839	Total Petrochemicals & Refining USA, Inc.	10/26/2017	1.00:1	25,000.00	0.00	12,500.00	12,500.00	12,500.00
	POLLUTION PREVENTION	Conduct home energy audits and to assist low income residents in the West Port Arthur area in improving their homes' energy efficiency such as by caulking, weatherizing, insulating, and replacing heating and cooling systems and major appliances with new, energy efficient equipment.	12,500.00	12,500.00					
AQ	54980	ONEOK Hydrocarbon Southwest, LLC	07/10/2018	1.00:1	4,687.00	937.00	1,875.00	1,875.00	1,875.00
	POLLUTION PREVENTION	The Respondent will contribute to Barbers Hill Independent School District's ("Barbers Hill ISD") Alternative Fueled Vehicle and Equipment Program. SEP monies will be used to retire current diesel-powered or gasoline powered vehicles and equipment and replace those vehicles and equipment with alternative-fueled vehicles and equipment; convert current vehicles and equipment to alternative-fueled equipment; or retrofit current gasoline or diesel-powered equipment.	1,875.00	1,875.00					
AQ	53317	TPC Group LLC	03/12/2018	1.00:1	13,950.00	2,790.00	5,580.00	5,580.00	5,580.00
	POLLUTION PREVENTION	The contribution will be used in accordance with the Supplemental Environmental Project Agreement between the Houston-Galveston AERCO and the Texas Commission on Environmental Quality. SEP monies will be used to pay for the cost of replacing older diesel buses with alternative fueled or clean diesel buses.	5,580.00	5,580.00					
AQ	54220	Western Refining Company, L.P.	12/19/2017	1.00:1	6,000.00	1,200.00	2,400.00	2,400.00	2,400.00
	POLLUTION PREVENTION	RC&D will coordinate with local city and county government officials to clean-up sites where tires have been disposed of illegally. Contributions will be used to clean up illegal tire sites. Eligible sites will be limited to areas where a responsible party can not be identified and where there is no preexisting obligation to clean up the site by the owner or government. SEP monies will be used for the direct cost of collection and disposal of debris and tires.	2,400.00	2,400.00					
AQ	53173	Albemarle Corporation	06/27/2018	1.00:1	25,941.00	5,188.00	10,377.00	10,376.00	10,376.00
	POLLUTION PREVENTION	SEP funds will be used to supplement existing operation of a network of ambient air monitoring stations that continuously measure and record concentrations of ambient air pollutants. Specifically, SEP Funds will be used to operate, maintain, and potentially expand portions of the existing ambient air quality monitoring network in the Houston area in order to continue to provide information on data quality and trends to the public, TCEQ, and industry representatives.	10,376.00	10,376.00					
AQ	54391	Solvay Specialty Polymers USA, L.L.C.	03/07/2018	1.00:1	12,638.00	2,527.00	5,056.00	5,055.00	5,055.00

\* There are Multiple Respondent Names associated to this Case No.

## Appendix 6: List of SEPs & SEP Projects - FY 2018

### Single Program

	POLLUTION PREVENTION	The contribution will be used in accordance with the Supplemental Environmental Project Agreement between the Borger Independent School District and the Texas Commission on Environmental Quality. The school district, through an asbestos certified contractor, will remove asbestos from Central Elementary, the Borger High School Auditorium, and the Gateway Elementary.	5,055.00	5,055.00					
AQ	54077	AFTON CHEMICAL CORPORATION	11/15/2017	1.00:1	39,300.00	7,860.00	15,720.00	15,720.00	15,720.00
	POLLUTION PREVENTION	The contribution will be used in accordance with the Supplemental Environmental Project Agreement between the Houston-Galveston AERCO and the Texas Commission on Environmental Quality. SEP monies will be used to pay for the cost of replacing older diesel buses with alternative fueled or clean diesel buses.	15,720.00	15,720.00					
AQ	48983	Total Petrochemicals & Refining USA, Inc.	01/31/2018	1.00:1	313,910.00	0.00	0.00	313,910.00	313,910.00
	POLLUTION REDUCTION	SPLIT SEP: RC&D (PWS) AND ANGELINA BEAUTIFUL CLEAN (ABC). RC&D TO RECEIVE \$282,519; ABC TO RECEIVE \$31,391	282,519.00	282,519.00					
	POLLUTION REDUCTION	SPLIT SEP: RC&D (PWS) AND ABC	31,391.00	31,391.00					
AQ	52621	Enterprise Products Operating LLC	06/20/2018	1.00:1	119,750.00	23,950.00	47,900.00	47,900.00	47,900.00
	POLLUTION PREVENTION	Performing Party shall use SEP Funds to perform energy efficiency upgrades on public buildings and infrastructure. Specifically, SEP Funds may only be used for: 1) the cost of conducting energy efficiency audits; 2) the incremental cost for construction or implementation of energy-efficiency upgrades (versus the cost of non-energy efficiency upgrades); 3) the incremental cost of purchase of more energy-efficient equipment or appliances (versus the cost of purchasing non-energy efficient equipment or appliances); or 4) other direct costs authorized in advance by TCEQ.	47,900.00	47,900.00					
AQ	55020	W & W Fiberglass Tank Company	07/10/2018	1.00:1	5,625.00	1,125.00	2,250.00	2,250.00	2,250.00
	POLLUTION PREVENTION	The contribution will be used in accordance with the Supplemental Environmental Project Agreement between the Borger Independent School District and the Texas Commission on Environmental Quality. The school district, through an asbestos certified contractor, will remove asbestos from Central Elementary, the Borger High School Auditorium, and the Gateway Elementary.	2,250.00	2,250.00					
AQ	53457	ISP Technologies Inc.	04/10/2018	1.00:1	33,900.00	0.00	16,950.00	16,950.00	16,950.00
	POLLUTION PREVENTION	SEP funds will be used to supplement existing operation of a network of ambient air monitoring stations that continuously measure and record concentrations of ambient air pollutants. Specifically, SEP Funds will be used to operate, maintain, and potentially expand portions of the existing ambient air quality monitoring network in the Houston area in order to continue to provide information on data quality and trends to the public, TCEQ, and industry representatives.	16,950.00	16,950.00					
AQ	54666	TPC Group LLC	06/05/2018	1.00:1	7,500.00	1,500.00	3,000.00	3,000.00	3,000.00
	POLLUTION PREVENTION	SEP funds will be used by the Third-Party Administrator to purchase equipment (such as automated canister samplers), hardware, software, and licenses to enable the monitoring, and for the cost of operating, maintaining, and periodically upgrading or adding to these air monitoring stations along with ancillary equipment approved by TCEQ.	3,000.00	3,000.00					
AQ	53272	The Sherwin-Williams Company	05/30/2018	1.00:1	120,563.00	24,112.00	48,226.00	48,225.00	48,225.00
	POLLUTION PREVENTION	The Performing Party shall provide reimbursement to schools, school districts, or school bus operators that retrofit, repower, or replace older school buses with newer model year buses or cleaner technology. Retrofitting, in this context, means installing devices to reduce exhaust emissions that are verified or certified by the U.S. Environmental Protection Agency or the California Air Resources Board as proven retrofit technologies.	48,225.00	48,225.00					
AQ	53563	The Dow Chemical Company	05/30/2018	1.00:1	11,438.00	2,287.00	4,576.00	4,575.00	4,575.00

\* There are Multiple Respondent Names associated to this Case No.

## Appendix 6: List of SEPs & SEP Projects - FY 2018

### Single Program

		POLLUTION PREVENTION	The contribution will be used in accordance with the Supplemental Environmental Project Agreement between the Houston-Galveston AERCO and the Texas Commission on Environmental Quality. SEP monies will be used to pay for the cost of replacing older diesel buses with alternative fueled or clean diesel buses.	4,575.00	4,575.00				
AQ	54187	CITGO Refining and Chemicals Company L.P.	03/07/2018	1.00:1	33,540.00	6,708.00	13,416.00	13,416.00	13,416.00
		POLLUTION PREVENTION	The Respondent will contribute to Texas A&M University-Kingsville, Air Quality Monitoring in San Patricio County. The contribution will be used in accordance with the Supplemental Environmental Project Agreement between Texas A&M University-Kingsville and the Texas Commission on Environmental Quality. The 3rd party will establish three air quality monitoring stations in the San Patricio Water District.				13,416.00	13,416.00	
AQ	54843	BASF Corporation	08/22/2018	1.00:1	142,063.00	0.00	71,032.00	71,031.00	71,031.00
		POLLUTION PREVENTION	The contribution will be used in accordance with the Supplemental Environmental Project Agreement between the Houston-Galveston AERCO and the Texas Commission on Environmental Quality. SEP monies will be used to pay for the cost of replacing older diesel buses with alternative fueled or clean diesel buses.				71,031.00	71,031.00	
AQ	53835	Midcoast Pipelines (Texas Gathering) L.P.	09/11/2017	1.00:1	25,000.00	0.00	12,500.00	12,500.00	12,500.00
		POLLUTION PREVENTION	The contribution will be used in accordance with the Supplemental Environmental Project Agreement between the Borger Independent School District and the Texas Commission on Environmental Quality. The school district, through an asbestos certified contractor, will remove asbestos from Central Elementary, the Borger High School Auditorium, and the Gateway Elementary. The asbestos present in these schools is currently stable and there is no requirement to remove it.				12,500.00	12,500.00	
AQ	53921	Total Petrochemicals & Refining USA, Inc.	10/26/2017	1.00:1	19,689.00	3,937.00	7,876.00	7,876.00	7,876.00
		POLLUTION PREVENTION	Conduct home energy audits and to assist low income residents in the West Port Arthur area in improving their homes' energy efficiency such as by caulking, weatherizing, insulating, and replacing heating and cooling systems and major appliances with new, energy efficient equipment.				7,876.00	7,876.00	
AQ	53497	Equistar Chemicals, LP	09/11/2017	1.00:1	15,000.00	3,000.00	6,000.00	6,000.00	6,000.00
		POLLUTION PREVENTION	Performing Party shall use SEP Funds to perform energy efficiency upgrades on public buildings and infrastructure. Specifically, SEP Funds may only be used for: 1) the cost of conducting energy efficiency audits; 2) the incremental cost for construction or implementation of energy-efficiency upgrades (versus the cost of non-energy efficiency upgrades); 3) the incremental cost of purchase of more energy-efficient equipment or appliances (versus the cost of purchasing non-energy efficient equipment or appliances); or 4) other direct costs authorized in advance by TCEQ.				6,000.00	6,000.00	
AQ	53602	ExxonMobil Oil Corporation	06/05/2018	1.00:1	6,525.00	1,305.00	2,610.00	2,610.00	2,610.00
		POLLUTION PREVENTION	SEP funds will be used by the Third-Party Administrator to purchase equipment (such as automated canister samplers), hardware, software, and licenses to enable the monitoring, and for the cost of operating, maintaining, and periodically upgrading or adding to these air monitoring stations along with ancillary equipment approved by TCEQ.				2,610.00	2,610.00	
AQ	53616	Total Petrochemicals & Refining USA, Inc.	09/11/2017	1.00:1	15,000.00	3,000.00	6,000.00	6,000.00	6,000.00
		POLLUTION PREVENTION	Conduct home energy audits and to assist low income residents in the West Port Arthur area in improving their homes' energy efficiency such as by caulking, weatherizing, insulating, and replacing heating and cooling systems and major appliances with new, energy efficient equipment.				6,000.00	6,000.00	
AQ	54780	THE METHODIST HOSPITAL	03/20/2018	1.00:1	7,126.00	1,425.00	0.00	5,701.00	5,701.00

\* There are Multiple Respondent Names associated to this Case No.

## Appendix 6: List of SEPs & SEP Projects - FY 2018

### Single Program

	POLLUTION PREVENTION	SEP funds will be used to supplement existing operation of a network of ambient air monitoring stations that continuously measure and record concentrations of ambient air pollutants. Specifically, SEP Funds will be used to operate, maintain, and potentially expand portions of the existing ambient air quality monitoring network in the Houston area in order to continue to provide information on data quality and trends to the public, TCEQ, and industry representatives.	5,701.00	5,701.00					
AQ	54147	ExxonMobil Oil Corporation	05/04/2018	1.00:1	14,725.00	2,945.00	5,890.00	5,890.00	5,890.00
	POLLUTION PREVENTION	SEP funds will be used by the Third-Party Administrator to purchase equipment (such as automated canister samplers), hardware, software, and licenses to enable the monitoring, and for the cost of operating, maintaining, and periodically upgrading or adding to these air monitoring stations along with ancillary equipment approved by TCEQ. Performing Party shall ensure that the data is validated and sent to TCEQ's Leading Environmental Analysis and Display (LEADS) system.	5,890.00	5,890.00					
AQ	55480	Union Carbide Corporation	07/17/2018	1.00:1	2,813.00	562.00	1,126.00	1,125.00	1,125.00
	POLLUTION PREVENTION	SEP funds will be used to supplement existing operation of a network of ambient air monitoring stations that continuously measure and record concentrations of ambient air pollutants. Specifically, SEP Funds will be used to operate, maintain, and potentially expand portions of the existing ambient air quality monitoring network in the Houston area in order to continue to provide information on data quality and trends to the public, TCEQ, and industry representatives.	1,125.00	1,125.00					
AQ	52554	Gulfwest Waste Solutions, LLC	12/15/2017	1.00:1	18,450.00	0.00	9,225.00	9,225.00	9,225.00
	POLLUTION PREVENTION	The contribution will be used in accordance with the Supplemental Environmental Project Agreement between the Houston-Galveston AERCO and the Texas Commission on Environmental Quality. SEP monies will be used to pay for the cost of replacing older diesel buses with alternative fueled or clean diesel buses.	9,225.00	9,225.00					
AQ	54186	Equistar Chemicals, LP	11/15/2017	1.00:1	45,000.00	9,000.00	18,000.00	18,000.00	18,000.00
	POLLUTION PREVENTION	Performing Party shall use SEP Funds to perform energy efficiency upgrades on public buildings and infrastructure. Specifically, SEP Funds may only be used for: 1) the cost of conducting energy efficiency audits; 2) the incremental cost for construction or implementation of energy-efficiency upgrades (versus the cost of non-energy efficiency upgrades); 3) the incremental cost of purchase of more energy-efficient equipment or appliances (versus the cost of purchasing non-energy efficient equipment or appliances); or 4) other direct costs authorized in advance by TCEQ.	18,000.00	18,000.00					
AQ	54884	INVISTA S.a.r.l.	06/26/2018	1.00:1	4,950.00	990.00	1,980.00	1,980.00	1,980.00
	POLLUTION PREVENTION	The contribution will be to Texas PTA for the Clean School Bus Program in Texas Air Quality Control Region as set forth in an agreement between the Third-Party Recipient and the TCEQ. Specifically, the contribution will be used to reimburse local school districts for the cost of the following activities to reduce emissions: 1) replacing older diesel buses with alternative fueled or clean diesel buses; or 2) retrofitting older diesel buses with new, cleaner technology. The SEP will be done in accordance with all federal, state and local environmental laws and regulations	1,980.00	1,980.00					
AQ	53180	Air Liquide Large Industries U.S. LP	03/12/2018	1.00:1	53,442.00	10,688.00	21,377.00	21,377.00	21,377.00
	POLLUTION PREVENTION	The contribution will be used in accordance with the Supplemental Environmental Project Agreement between the Houston-Galveston AERCO and the Texas Commission on Environmental Quality. SEP monies will be used to pay for the cost of replacing older diesel buses with alternative fueled or clean diesel buses.	21,377.00	21,377.00					
AQ	55359	Lyondell Chemical Company	07/10/2018	1.00:1	6,225.00	1,245.00	2,490.00	2,490.00	2,490.00
	POLLUTION PREVENTION	Performing Party shall use SEP Funds to perform energy efficiency upgrades on public buildings and infrastructure. Specifically, SEP Funds may only be used for: 1) the cost of conducting energy efficiency audits; 2) the incremental cost for construction or implementation of energy-efficiency upgrades.	2,490.00	2,490.00					

\* There are Multiple Respondent Names associated to this Case No.

## Appendix 6: List of SEPs & SEP Projects - FY 2018

### Single Program

AQ	51711	OCI Beaumont LLC	12/15/2017	1.00:1	9,525.00	1,905.00	3,810.00	3,810.00	3,810.00
		POLLUTION PREVENTION	Conduct home energy audits and to assist low income residents in the West Port Arthur area in improving their homes' energy efficiency such as by caulking, weatherizing, insulating, and replacing heating and cooling systems and major appliances with new, energy efficient equipment.					3,810.00	3,810.00
AQ	54713	Targa Midstream Services LLC	04/10/2018	1.00:1	14,163.00	2,832.00	5,666.00	5,665.00	5,665.00
		POLLUTION PREVENTION	The Performing Party shall provide reimbursement to schools, school districts, or school bus operators that retrofit, repower, or replace older school buses with newer model year buses or cleaner technology.					5,665.00	5,665.00
AQ	54508	Lone Star NGL Fractionators LLC	05/30/2018	1.00:1	158,950.00	31,790.00	63,580.00	63,580.00	63,580.00
		POLLUTION PREVENTION	Performing Party shall use SEP Funds to perform energy efficiency upgrades on public buildings and infrastructure.					63,580.00	63,580.00
AQ	53992	OCI Beaumont LLC	10/10/2017	1.00:1	42,600.00	8,520.00	17,040.00	17,040.00	17,040.00
		POLLUTION PREVENTION	The City of Port Arthur shall use SEP Funds to perform energy efficiency upgrades on public buildings and infrastructure. Specifically, SEP Funds may only be used for: 1) the cost of conducting energy efficiency audits, 2) the incremental cost for construction or implementation of energy-efficiency upgrades (versus the cost of non-energy efficiency upgrades), 3) the incremental cost of purchase of equipment or appliances that are more energy-efficient (versus the cost of purchasing non-energy efficient equipment or appliances), or 4) other direct cost authorized in advance by TCEQ.					17,040.00	17,040.00
AQ	54149	ExxonMobil Oil Corporation	11/15/2017	1.00:1	25,000.00	0.00	12,500.00	12,500.00	12,500.00
		POLLUTION PREVENTION	SEP funds will be used by the Third-Party Administrator to purchase equipment (such as automated canister samplers), hardware, software, and licenses to enable the monitoring, and for the cost of operating, maintaining, and periodically upgrading or adding to these air monitoring stations along with ancillary equipment approved by TCEQ. Performing Party shall ensure that the data is validated and sent to TCEQ's Leading Environmental Analysis and Display (LEADS) system.					12,500.00	12,500.00
AQ	54427	Targa Midstream Services LLC	03/12/2018	1.00:1	17,550.00	3,510.00	7,020.00	7,020.00	7,020.00
		POLLUTION PREVENTION	The Performing Party shall provide reimbursement to schools, school districts, or school bus operators that retrofit, repower, or replace older school buses with newer model year buses or cleaner technology.					7,020.00	7,020.00
AQ	54495	Total Petrochemicals & Refining USA, Inc.	03/07/2018	1.00:1	7,001.00	0.00	3,501.00	3,500.00	3,500.00
		POLLUTION PREVENTION	Conduct home energy audits and to assist low income residents in the West Port Arthur area in improving their homes' energy efficiency such as by caulking, weatherizing, insulating, and replacing heating and cooling systems and major appliances with new, energy efficient equipment.					3,500.00	3,500.00
AQ	54837	PHILLIPS 66 COMPANY	07/25/2018	1.00:1	13,688.00	2,737.00	5,476.00	5,475.00	5,475.00
		POLLUTION PREVENTION	The contribution will be used in accordance with the Supplemental Environmental Project Agreement between the Borger Independent School District and the Texas Commission on Environmental Quality. The school district, through an asbestos certified contractor, will remove asbestos from Central Elementary, the Borger High School Auditorium, and the Gateway Elementary.					5,475.00	5,475.00
AQ	54841	Equistar Chemicals, LP	08/22/2018	1.00:1	15,000.00	3,000.00	6,000.00	6,000.00	6,000.00

\* There are Multiple Respondent Names associated to this Case No.



## Appendix 6: List of SEPs & SEP Projects - FY 2018

### Single Program

	POLLUTION PREVENTION	Performing Party shall use SEP Funds to perform energy efficiency upgrades on public buildings and infrastructure. Specifically, SEP Funds may only be used for: 1) the cost of conducting energy efficiency audits; 2) the incremental cost for construction or implementation of energy-efficiency upgrades (versus the cost of non-energy efficiency upgrades); 3) the incremental cost of purchase of more energy-efficient equipment or appliances (versus the cost of purchasing non-energy efficient equipment or appliances); or 4) other direct costs authorized in advance by TCEQ.	6,000.00	6,000.00					
AQ	53062	Shell Oil Company	06/26/2018	1.00:1	54,001.00	0.00	27,001.00	27,000.00	27,000.00
	POLLUTION PREVENTION	The Respondent will contribute to Barbers Hill Independent School District's ("Barbers Hill ISD") Alternative Fueled Vehicle and Equipment Program. SEP monies will be used to retire current diesel-powered or gasoline powered vehicles and equipment and replace those vehicles and equipment with alternative-fueled vehicles and equipment; convert current vehicles and equipment to alternative-fueled equipment; or retrofit current gasoline or diesel-powered equipment.	27,000.00	27,000.00					
AQ	54116	INEOS Styrolution America LLC	09/26/2017	1.00:1	3,338.00	667.00	1,336.00	1,335.00	1,335.00
	POLLUTION PREVENTION	Clean School Bus Project - Third-Party Administrator operates a fleet of school buses. Some of these buses are older and emit harmful air pollution. Third-Party Administrator shall use SEP Funds to purchase a lower-emission school bus that is model year 2010 or newer ("Replacement Bus") to replace a bus that is model year 1995 ("Older Bus"), thus removing the Older Bus from the roads.	1,335.00	1,335.00					
AQ	54976	Sunoco Partners Marketing & Terminals L.P.	08/15/2018	1.00:1	47,195.00	9,439.00	18,878.00	18,878.00	18,878.00
	POLLUTION PREVENTION	Conduct home energy audits and to assist low income residents in the West Port Arthur area in improving their homes' energy efficiency such as by caulking, weatherizing, insulating, and replacing heating and cooling systems and major appliances with new, energy efficient equipment.	9,439.00	9,439.00					
	POLLUTION PREVENTION	The contribution will be used in accordance with the Supplemental Environmental Project Agreement between the Houston-Galveston AERCO and the Texas Commission on Environmental Quality. SEP monies will be used to pay for the cost of replacing older diesel buses with alternative fueled or clean diesel buses.	9,439.00	9,439.00					
AQ	54790	Oxy Vinyls, LP	08/28/2018	1.00:1	4,425.00	885.00	1,770.00	1,770.00	1,770.00
	POLLUTION PREVENTION	SEP funds will be used to supplement existing operation of a network of ambient air monitoring stations that continuously measure and record concentrations of ambient air pollutants. Specifically, SEP Funds will be used to operate, maintain, and potentially expand portions of the existing ambient air quality monitoring network in the Houston area in order to continue to provide information on data quality and trends to the public, TCEQ, and industry representatives.	1,770.00	1,770.00					
AQ	54086	Union Carbide Corporation	10/24/2017	1.00:1	4,200.00	840.00	1,680.00	1,680.00	1,680.00
	POLLUTION PREVENTION	The contribution will be used in accordance with the Supplemental Environmental Project Agreement between the Houston-Galveston AERCO and the Texas Commission on Environmental Quality. SEP monies will be used to pay for the cost of replacing older diesel buses with alternative fueled or clean diesel buses.	1,680.00	1,680.00					
AQ	54500	KM Liquids Terminals LLC	12/05/2017	1.00:1	4,500.00	900.00	1,800.00	1,800.00	1,800.00
	POLLUTION PREVENTION	The contribution will be used in accordance with the Supplemental Environmental Project Agreement between the Houston-Galveston AERCO and the Texas Commission on Environmental Quality. SEP monies will be used to pay for the cost of replacing older diesel buses with alternative fueled or clean diesel buses.	1,800.00	1,800.00					
AQ	53720	Houston Refining LP	08/15/2018	1.00:1	84,188.00	16,837.00	33,676.00	33,675.00	33,675.00

\* There are Multiple Respondent Names associated to this Case No.

## Appendix 6: List of SEPs & SEP Projects - FY 2018

### Single Program

		POLLUTION PREVENTION	TCISD Alternative Fuel School Bus Program - shall use SEP Funds to purchase lower-emission propane fueled school buses that are model year 2010 or newer buses to replace buses currently in the fleet that are model year 2006 or older buses. The Older Buses will then be decommissioned, thus permanently removing them from the roads.	33,675.00	33,675.00			
AQ	53963	Lion Elastomers LLC	12/05/2017	1.00:1	7,500.00	1,500.00	3,000.00	3,000.00
		POLLUTION PREVENTION	SEP funds will be used by the Third-Party Administrator to purchase equipment (such as automated canister samplers), hardware, software, and licenses to enable the monitoring, and for the cost of operating, maintaining, and periodically upgrading or adding to these air monitoring stations along with ancillary equipment approved by TCEQ.	3,000.00	3,000.00			
AQ	54398	L-3 Communications Integrated Systems L.P.	12/05/2017	1.00:1	5,026.00	1,005.00	2,011.00	2,010.00
		POLLUTION PREVENTION	The Performing Party shall provide reimbursement to schools, school districts, or school bus operators that retrofit, repower, or replace older school buses with newer model year buses or cleaner technology.	2,010.00	2,010.00			
AQ	54688	Chevron Phillips Chemical Company LP	06/27/2018	1.00:1	28,826.00	5,765.00	11,531.00	11,530.00
		POLLUTION PREVENTION	SEP funds will be used to supplement existing operation of a network of ambient air monitoring stations that continuously measure and record concentrations of ambient air pollutants. Specifically, SEP Funds will be used to operate, maintain, and potentially expand portions of the existing ambient air quality monitoring network in the Houston area in order to continue to provide information on data quality and trends to the public, TCEQ, and industry representatives.	11,530.00	11,530.00			
IHWHL	54006	INVISTA S.a.r.l.	07/25/2018	1.00:1	64,997.00	12,999.00	25,999.00	25,999.00
		POLLUTION PREVENTION	Project shall coordinate collection events for local residents to bring in household hazardous waste such as paint, thinners, pesticides, oil and gas, corrosive cleaners, and fertilizers for proper disposal. Where available, the projects may also offer electronics collection and recycling. SEP funds shall be used for collection, recycling and disposal.	25,999.00	25,999.00			
MSW	53562	City of Brady	08/15/2018	1.00:1	17,718.00	3,543.00	0.00	14,175.00
		POLLUTION REDUCTION	Landfill Gas Monitoring Sample Sites					14,175.00
MSW	54529	City Of Menard	08/22/2018	1.00:1	13,494.00	2,698.00	0.00	10,796.00
		POLLUTION PREVENTION	Project shall coordinate collection events for local residents to bring in household hazardous waste such as paint, thinners, pesticides, oil and gas, corrosive cleaners, and fertilizers for proper disposal. Where available, the projects may also offer electronics collection and recycling. SEP funds shall be used for collection, recycling and disposal.	10,796.00	10,796.00			
PST	55044	City of Mineral Wells	06/05/2018	1.00:1	2,813.00	562.00	0.00	2,251.00
		POLLUTION PREVENTION	RC&D will coordinate with local city and county government officials to clean-up sites where tires have been disposed of illegally. Contributions will be used to clean up illegal tire sites. Eligible sites will be limited to areas where a responsible party can not be identified and where there is no preexisting obligation to clean up the site by the owner or government. SEP monies will be used for the direct cost of collection and disposal of debris and tires.	2,251.00	2,251.00			
PST	53371	City of Red Oak	11/07/2017	1.00:1	7,689.00	1,537.00	0.00	6,152.00
		POLLUTION PREVENTION	Project will coordinate with city and/or county government for hte clean up of sites where trash and debris has been disposed of illegally. Eligible sites will be limited to those where a responsible party can not be identified, there is no preexisting obligation to clean up the site by the owner or the government, and reasonable efforts have already been taken to prevent the dumping. SEP funds shall be used for the direct cost of collection and disposal of the trash and debris.	6,152.00	6,152.00			

\* There are Multiple Respondent Names associated to this Case No.

## Appendix 6: List of SEPs & SEP Projects - FY 2018

### Single Program

PST	53037	Texas Department of Transportation	09/26/2017	1.00:1	4,313.00	862.00	0.00	3,451.00	3,451.00
		POLLUTION PREVENTION	Water-Level Recorder Data in Every Texas County - This Project will extend the Texas Water Development Board's existing groundwater level monitoring network by funding the installation and maintenance of automatic real-time groundwater level recorders in every Texas county. The data generated from the extended network will be made available to the public to provide awareness of the effects of drought on Texas' minor and major aquifers and assist in groundwater management planning at the local and statewide level.					3,451.00	3,451.00
PST	54421	City Public Service Board	05/04/2018	1.00:1	13,125.00	2,625.00	0.00	10,500.00	10,500.00
		POLLUTION PREVENTION	Project will repair or replace failing water systems or on-site wastewater systems for low-income homeowners. SEP funds will be used to pay for the labor and material costs related to repairing or replacing the failing systems. The recipients will not be charged for the cost of replacing or repairing the failing system.					10,500.00	10,500.00
PWS	52135	Klondike ISD	12/19/2017	1.00:1	400.00	80.00	0.00	320.00	320.00
		POLLUTION PREVENTION	Chemicals for Public Water System					320.00	320.00
PWS	53489	Flo Community Water Supply Corporation	05/30/2018	1.00:1	2,250.00	0.00	1,125.00	1,125.00	1,125.00
		POLLUTION PREVENTION	RC&D will coordinate with local city and county government officials to clean-up sites where tires have been disposed of illegally. Contributions will be used to clean up illegal tire sites. Eligible sites will be limited to areas where a responsible party can not be identified and where there is no preexisting obligation to clean up the site by the owner or government. SEP monies will be used for the direct cost of collection and disposal of debris and tires.					1,125.00	1,125.00
PWS	52129	CEMEX Construction Materials South, LLC	11/28/2017	1.00:1	750.00	150.00	300.00	300.00	300.00
		POLLUTION PREVENTION	The University of Texas at Austin Lyndon B. Johnson School of Public Affairs - Lower Rio Grande Water Quality Initiatives - the SEP Offset Amount will be used to assist communities in the Lower Rio Grande region (from the Falcon Dam to the Gulf of Mexico) by working with TCEQ, Environmental Protection Agency, Comisión Nacional de Agua, and Comisión Estratal del Agua de Tamaulipas to improve Rio Grande water quality.					300.00	300.00
PWS	53804	City of Crowell	10/10/2017	1.00:1	690.00	0.00	0.00	690.00	690.00
		POLLUTION PREVENTION	Household Hazardous Waste Collection Events - Third-Party Administrator shall hold household hazardous waste collection events in three regional locations to offer citizens the opportunity to recycle and/or dispose of hazardous material including paint, tires, poisons, antifreeze, used electronics, and other items that are difficult to dispose of in order to deter illegal dumping of these materials. The locations will be in the county seats of Cooke, Grayson, and Fannin Counties so that all citizens in the region have an opportunity to properly dispose of HHW and do not have to drive a disproportionate distance to take advantage of the service.					690.00	690.00
PWS	52281	Lower Valley Water District	09/11/2017	1.00:1	4,176.00	0.00	0.00	4,176.00	4,176.00
		POLLUTION PREVENTION	Water-Level Recorder Data in Every Texas County - This Project will extend the Texas Water Development Board's existing groundwater level monitoring network by funding the installation and maintenance of automatic real-time groundwater level recorders in every Texas county. The data generated from the extended network will be made available to the public to provide awareness of the effects of drought on Texas' minor and major aquifers and assist in groundwater management planning at the local and statewide level.					4,176.00	4,176.00
PWS	53573	City of Ranger	01/31/2018	1.00:1	3,189.00	0.00	0.00	3,189.00	3,189.00
		POLLUTION REDUCTION	C-SEP; PURCHASE PORTABLE PARALLEL ANALYZER, 2 PROBES, AND CHEMKEYS FOR DEVICE					3,189.00	3,189.00
PWS	51333	City of Corpus Christi	05/14/2018	1.00:1	12,403.00	0.00	0.00	12,403.00	12,403.00

\* There are Multiple Respondent Names associated to this Case No.

## Appendix 6: List of SEPs & SEP Projects - FY 2018

### Single Program

	POLLUTION PREVENTION	Project shall coordinate collection events for local residents to bring in household hazardous waste such as paint, thinners, pesticides, oil and gas, corrosive cleaners, and fertilizers for proper disposal. Where available, the projects may also offer electronics collection and recycling. SEP funds shall be used for collection, recycling and disposal.	12,403.00	12,403.00					
PWS	54127	Texas Department of Transportation	10/17/2017	1.00:1	930.00	185.00	0.00	745.00	745.00
	POLLUTION PREVENTION	The Respondent shall contribute to the Third-Party Administrator pursuant to the agreement between the Third-Party Administrator and the TCEQ. Specifically, the contribution will improve and maintain the wetland habitat of the Myrtle Foester-Whitmire Unit of the Aransas National Wildlife Refuge for waterfowl and shorebirds. This cooperative program will provide a more reliable supply of water and improve the efficiency of the delivery of freshwater to and within the unit.	745.00	745.00					
PWS	53681	City Of Melvin	11/15/2017	1.00:1	762.00	0.00	0.00	762.00	762.00
	POLLUTION PREVENTION	This Project will extend the Texas Water Development Board's existing groundwater level monitoring network by funding the installation and maintenance of automatic real-time groundwater level recorders in every Texas county. The data generated from the extended network will be made available to the public to provide awareness of the effects of drought on Texas' minor and major aquifers and assist in groundwater management planning at the local and statewide level.	762.00	762.00					
PWS	55466	Texas Department of Transportation	07/17/2018	1.00:1	157.00	31.00	0.00	126.00	126.00
	POLLUTION PREVENTION	The University of Texas at Austin Lyndon B. Johnson School of Public Affairs - Lower Rio Grande Water Quality Initiatives - the SEP Offset Amount will be used to assist communities in the Lower Rio Grande region (from the Falcon Dam to the Gulf of Mexico) by working with TCEQ, Environmental Protection Agency, Comisión Nacional de Agua, and Comisión Estratal del Agua de Tamaulipas to improve Rio Grande water quality.	126.00	126.00					
WQ	51423	City of Van Alstyne	01/31/2018	1.00:1	52,000.00	0.00	0.00	52,000.00	52,000.00
	POLLUTION PREVENTION	WWTP UV Disinfection System Upgrade	52,000.00	52,000.00					
WQ	54488	CITY OF CAMERON	12/05/2017	1.00:1	6,600.00	1,320.00	0.00	5,280.00	5,280.00
	POLLUTION PREVENTION	Purchase and Install Lift Station Pumps	5,280.00	5,280.00					
WQ	53756	Shell Oil Company	01/31/2018	1.00:1	87,500.00	0.00	43,750.00	43,750.00	43,750.00
	POLLUTION PREVENTION	The Third Party Administrator shall provide assistance to low-income homeowners to repair or replace malfunctioning or failing onsite wastewater treatment systems. H-GAC may also provide extension of first-time sewer service, pump-out service, and water conservation equipment such as low-flow showerheads.	43,750.00	43,750.00					
WQ	54454	Timber Lane Utility District	06/27/2018	1.00:1	17,250.00	3,450.00	0.00	13,800.00	13,800.00
	POLLUTION PREVENTION	Bayou Land Conservancy - Lake Houston Watershed - Western Watershed Protection Project: BLC has identified approximately 600 acres along the West Fork of the San Jacinto River, Spring Creek, Cypress Creek, and Lake Creek for acquisition of perpetual conservation easements in accordance with Subchapter A, Chapter 183, Texas Natural Resources Code.	13,800.00	13,800.00					
WQ	53672	City of Alba	12/15/2017	1.00:1	65,812.00	0.00	0.00	65,812.00	65,812.00
	POLLUTION REDUCTION	C-SEP: HEADWORKS AND SCREEN STRUCTURE & REPAIRS	65,812.00	65,812.00					
WQ	53583	City of Lorenzo	04/10/2018	1.00:1	28,800.00	5,760.00	0.00	23,040.00	23,040.00
	POLLUTION PREVENTION	Purchase and Install Generator for Backup Power	23,040.00	23,040.00					
WQ	53931	City of Ector	10/26/2017	1.00:1	13,562.00	2,712.00	0.00	10,850.00	10,850.00

\* There are Multiple Respondent Names associated to this Case No.

## Appendix 6: List of SEPs & SEP Projects - FY 2018

### Single Program

		POLLUTION REDUCTION	C-SEP: POND OVERFLOW STRUCTURE REPAIR				10,850.00	10,850.00	
WQ	53326	City of Odem	06/27/2018	1.00:1	121,690.00	0.00	0.00	121,690.00	121,690.00
		POLLUTION PREVENTION	WWTP Improvements/Repairs				121,690.00	121,690.00	
WQ	50816	City of Bridge City	01/31/2018	1.00:1	81,000.00	0.00	0.00	81,000.00	81,000.00
		POLLUTION PREVENTION	Manhole Inspection				81,000.00	81,000.00	
WQ	53916	City of Liberty Hill	08/22/2018	1.00:1	18,714.00	3,742.00	0.00	14,972.00	14,972.00
		POLLUTION REDUCTION	C-SEP; LIFT STATION UPGRADE				14,972.00	14,972.00	
WQ	52669	City of Kyle	02/14/2018	1.00:1	12,375.00	0.00	0.00	12,375.00	12,375.00
		POLLUTION REDUCTION	C-SEP; LIFT STATION PUMP AND MOTOR REPLACEMENT				12,375.00	12,375.00	
WQ	53510	City of Lefors	07/25/2018	1.00:1	64,000.00	0.00	0.00	64,000.00	64,000.00
		POLLUTION PREVENTION	WWTP Improvements				64,000.00	64,000.00	
WQ	52694	City of Blue Ridge	05/30/2018	1.00:1	10,375.00	2,075.00	0.00	8,300.00	8,300.00
		POLLUTION REDUCTION	C-SEP; WWTP REPLACEMENTS GEAR BOXES ON PADDLE AND HEADWORKS PUMP				8,300.00	8,300.00	
WQ	54523	City of Kosse	05/30/2018	1.00:1	18,562.00	3,712.00	0.00	14,850.00	14,850.00
		POLLUTION PREVENTION	WWTP Improvements				14,850.00	14,850.00	
WQ	53556	City of Frost	11/07/2017	1.00:1	28,500.00	0.00	0.00	28,500.00	28,500.00
		POLLUTION REDUCTION	C-SEP; WWTP IMPROVEMENTS TO INCLUDE BLOWERS, WALLS, WALKWAY, PUMPS, VALVES, CLEANING, AND V-NOTCH REPAIR				28,500.00	28,500.00	
WQ	53450	Texas Department of Criminal Justice	05/04/2018	1.00:1	91,000.00	0.00	0.00	91,000.00	91,000.00
		POLLUTION PREVENTION	Project will repair or replace failing water systems or on-site wastewater systems for low-income homeowners. SEP funds will be used to pay for the labor and material costs related to repairing or replacing the failing systems. The recipients will not be charged for the cost of replacing or repairing the failing system.				30,500.00	30,500.00	
		POLLUTION PREVENTION	Household Hazardous Waste Collection Events - Third-Party Administrator shall hold household hazardous waste collection events in three regional locations to offer citizens the opportunity to recycle and/or dispose of hazardous material including paint, tires, poisons, antifreeze, used electronics, and other items that are difficult to dispose of in order to deter illegal dumping of these materials.				30,500.00	30,500.00	
		POLLUTION PREVENTION	Third-Party Administrator manages a system of island sanctuaries along the Texas coast. These islands constitute more than 4,000 acres that are home to twenty-five species of colonial waterbirds, several of which are considered endangered or threatened. Many of the species of waterbirds nest only on islands owned or leased by Third-Party Administrator. Colonial waterbirds depend on these rookery islands for reproduction and survivability.				30,000.00	30,000.00	
WQ	54623	Clover Creek Mud	05/30/2018	1.00:1	21,000.00	0.00	0.00	21,000.00	21,000.00
		POLLUTION PREVENTION	WWTP Improvements/Repairs				21,000.00	21,000.00	
WQ	54228	City of Blum	12/05/2017	1.00:1	2,750.00	550.00	0.00	2,200.00	2,200.00
		POLLUTION PREVENTION	Contact Chamber Rehabilitation-WWTP Improvement/Repairs				2,200.00	2,200.00	
WQ	51760	City of Post	04/10/2018	1.00:1	9,063.00	1,812.00	0.00	7,251.00	7,251.00
		POLLUTION REDUCTION	C-SEP; POND REPAIRS				7,251.00	7,251.00	
WQ	50520	City of De Kalb	01/16/2018	1.00:1	5,812.00	1,162.00	0.00	4,650.00	4,650.00
		POLLUTION PREVENTION	WWTP Fence Replacement and Drying Bed Repair				4,650.00	4,650.00	

\* There are Multiple Respondent Names associated to this Case No.

## Appendix 6: List of SEPs & SEP Projects - FY 2018

### Single Program

WQ	54193	City of Harker Heights	12/15/2017	1.00:1	9,375.00	0.00	0.00	9,375.00	9,375.00
		POLLUTION PREVENTION	Replacement of Waste Activated Sludge Pump					9,375.00	9,375.00
WQ	53278	City of Celina	01/31/2018	1.00:1	13,158.00	0.00	0.00	13,158.00	13,158.00
		POLLUTION REDUCTION	C-SEP; LIFT STATION UPGRADE					13,158.00	13,158.00
WQ	53451	City of Quannah	07/25/2018	1.00:1	37,125.00	0.00	0.00	37,125.00	37,125.00
		POLLUTION REDUCTION	C-SEP; Purchase Backup Generator					37,125.00	37,125.00
WQ	53576	North Texas Municipal Water District	01/31/2018	1.00:1	93,837.00	0.00	0.00	93,837.00	93,837.00
		POLLUTION REDUCTION	C-SEP; FEED PUMP REPLACEMENT					93,837.00	93,837.00
WQ	54551	Featherland Egg Farms, Inc.	04/24/2018	1.00:1	5,313.00	1,062.00	2,126.00	2,125.00	2,125.00
		POLLUTION PREVENTION	Project will repair or replace failing water systems or on-site wastewater systems for low-income homeowners. SEP funds will be used to pay for the labor and material costs related to repairing or replacing the failing systems. The recipients will not be charged for the cost of replacing or repairing the failing system.					2,125.00	2,125.00
WQ	55586	City of White Settlement	08/28/2018	1.00:1	4,500.00	900.00	0.00	3,600.00	3,600.00
		POLLUTION PREVENTION	Project shall coordinate collection events for local residents to bring in household hazardous waste such as paint, thinners, pesticides, oil and gas, corrosive cleaners, and fertilizers for proper disposal. Where available, the projects may also offer electronics collection and recycling. SEP funds shall be used for collection, recycling and disposal.					3,600.00	3,600.00
WQ	54301	Hidalgo County Drainage District 1	06/27/2018	1.00:1	15,000.00	3,000.00	0.00	12,000.00	12,000.00
		POLLUTION PREVENTION	Project will coordinate with city and/or county government for the clean up of sites where trash and debris has been disposed of illegally. Eligible sites will be limited to those where a responsible party can not be identified, there is no preexisting obligation to clean up the site by the owner or the government, and reasonable efforts have already been taken to prevent the dumping. SEP funds shall be used for the direct cost of collection and disposal of the trash and debris.					12,000.00	12,000.00
WQ	52330	Johnson County Special Utility District	02/14/2018	1.00:1	10,500.00	0.00	0.00	10,500.00	10,500.00
		POLLUTION PREVENTION	Water-Level Recorder Data in Every Texas County - This Project will extend the Texas Water Development Board's existing groundwater level monitoring network by funding the installation and maintenance of automatic real-time groundwater level recorders in every Texas county. The data generated from the extended network will be made available to the public to provide awareness of the effects of drought on Texas' minor and major aquifers and assist in groundwater management planning at the local and statewide level.					10,500.00	10,500.00
WQ	54112	City of Arlington	08/15/2018	1.00:1	13,125.00	0.00	0.00	13,125.00	13,125.00
		POLLUTION REDUCTION	C-SEP; SMARTCOVERS FOR 3 MANHOLES					13,125.00	13,125.00
WQ	52092	City of San Augustine	06/27/2018	1.00:1	26,251.00	5,250.00	0.00	21,001.00	21,001.00
		POLLUTION PREVENTION	Project will repair or replace failing water systems or on-site wastewater systems for low-income homeowners. SEP funds will be used to pay for the labor and material costs related to repairing or replacing the failing systems. The recipients will not be charged for the cost of replacing or repairing the failing system. Benefit: Protect water sources for drinking, recreation and wildlife from contamination from the failing treatment systems; protect public health from contaminated drinking water supplies.					21,001.00	21,001.00
WQ	53784	Oxy Vinyls, LP	10/26/2017	1.00:1	11,587.00	2,317.00	4,635.00	4,635.00	4,635.00

\* There are Multiple Respondent Names associated to this Case No.

## Appendix 6: List of SEPs & SEP Projects - FY 2018

### Single Program

	POLLUTION PREVENTION	Contributions will be used in accordance with the Supplemental Environmental Project Agreement between the Armand Bayou Nature Center and the Texas Commission on Environmental Quality. The tallgrass prairie was once a common ecosystem in Texas and the United States. Today more than 99% of this habitat has been lost and the remainder is highly fragmented and severely threatened by exotic species and development. Prescribed burning is one stewardship tool used to maintain a tallgrass prairie ecosystem.	4,635.00	4,635.00					
WQ	53540	City of Canadian	12/15/2017	1.00:1	30,875.00	6,175.00	0.00	24,700.00	24,700.00
	POLLUTION PREVENTION	WWTP Improvements/Repairs-Purchase and Install a Parshall Flume						24,700.00	24,700.00
WQ	53031	City of Brady	07/25/2018	1.00:1	28,750.00	0.00	0.00	28,750.00	28,750.00
	POLLUTION REDUCTION	Water Supply Connection for Hospital Fire Protection						28,750.00	28,750.00
WQ	52723	Waterwood Municipal Utility District 1	06/20/2018	1.00:1	21,390.00	4,278.00	0.00	17,112.00	17,112.00
	POLLUTION PREVENTION	WWTP Generator Replacement						17,112.00	17,112.00
WQ	53176	Harris County Municipal Utility District 387	05/14/2018	1.00:1	44,375.00	0.00	0.00	44,375.00	44,375.00
	POLLUTION REDUCTION	C-SEP: INTERACTIVE COMMUNICATIONS AND CONTROL IMPROVEMENTS						44,375.00	44,375.00
WQ	54591	City of Johnson City	02/27/2018	1.00:1	6,250.00	1,250.00	0.00	5,000.00	5,000.00
	POLLUTION PREVENTION	WWTP Blower Repair						5,000.00	5,000.00
WQ	54406	City Of La Villa	05/15/2018	1.00:1	7,500.00	1,500.00	0.00	6,000.00	6,000.00
	POLLUTION REDUCTION	C-SEP; WWTP Improvements						6,000.00	6,000.00
WQ	54009	MHC TT, Inc.	09/19/2017	1.00:1	4,875.00	975.00	1,950.00	1,950.00	1,950.00
	POLLUTION PREVENTION	The Third Party Administrator shall provide assistance to low-income homeowners to repair or replace malfunctioning or failing onsite wastewater treatment systems. H-GAC may also provide extension of first-time sewer service, pump-out service, and water conservation equipment such as low-flow showerheads.						1,950.00	1,950.00
WQ	54246	City of Knox City	12/05/2017	1.00:1	7,000.00	1,400.00	0.00	5,600.00	5,600.00
	POLLUTION REDUCTION	Waste Water Chlorination Automation						5,600.00	5,600.00
WQ	54162	City of Mercedes	06/27/2018	1.00:1	15,000.00	3,000.00	0.00	12,000.00	12,000.00
	ENVIRONMENTAL ENHANCEMENT	Bioretention System						12,000.00	12,000.00
WQ	53273	Huntsman Propylene Oxide LLC *	05/04/2018	1.00:1	74,250.00	14,850.00	29,700.00	29,700.00	29,700.00
	POLLUTION PREVENTION	The Big Thicket National Preserve is a heavily forested area in southeast Texas that spans approximately 105,684 acres. The Preserve ranges through 250 miles of waterways across seven east Texas counties (Hardin, Jefferson, Orange, Jasper, Liberty, Polk, and Tyler Counties). The Neches River forms the eastern boundary. The Preserve is one of the most biologically diverse ecosystems in the world. In 2001, the Preserve was named a Globally Important Birding Area. In 2007 the Neches River was named in the top 10 Most Endangered Rivers by the American Rivers Association.						29,700.00	29,700.00
WQ	53377	City of Rhome	08/22/2018	1.00:1	8,500.00	1,700.00	0.00	6,800.00	6,800.00
	POLLUTION REDUCTION	C-SEP: Sewer line repair/manholes						6,800.00	6,800.00
WQ	54362	Lcy Elastomers LP	08/15/2018	1.00:1	78,750.00	0.00	39,375.00	39,375.00	39,375.00
	POLLUTION REDUCTION	RC&D HHW; \$10,000						10,000.00	10,000.00
	POLLUTION REDUCTION	SPLIT SEP (A, B, AND C) TOTAL PENALTY AMOUNT=\$78,750						19,375.00	19,375.00

\* There are Multiple Respondent Names associated to this Case No.

## Appendix 6: List of SEPs & SEP Projects - FY 2018

### Single Program

	POLLUTION REDUCTION	RC&D WWT CONTRIBUTION, \$10,000					10,000.00	10,000.00	
WQ	51633	City of Austin	07/25/2018	1.00:1	29,312.00	0.00	0.00	29,312.00	29,312.00
	POLLUTION PREVENTION	The contribution will be used to remove invasive woody plants from at least 35 acres of the Barton Creek Greenbelt, a City of Austin-owned parkland preserve. Invasive species removal will allow the opportunity for restoring native hill country/canyon land flora and habitat to the Greenbelt. Removal of sun-blocking invasive species will allow native understory and grass restoration, reducing soil erosion and water pollution of the sensitive karst system.					29,312.00	29,312.00	
WQ	54527	Fort Bend County WCID 2	05/04/2018	1.00:1	28,125.00	5,625.00	0.00	22,500.00	22,500.00
	POLLUTION REDUCTION	C-SEP; WWTP IMPROVEMENTS						22,500.00	22,500.00
WQ	44465	City of Winona	03/12/2018	1.00:1	98,965.00	0.00	0.00	98,965.00	98,965.00
	POLLUTION REDUCTION	C-SEP; WWTP UPGRADES						98,965.00	98,965.00
WQ	53866	City of Leonard	05/30/2018	1.00:1	26,400.00	0.00	0.00	26,400.00	26,400.00
	POLLUTION PREVENTION	WWTP Equipment Upgrades and Modifications						26,400.00	26,400.00
WQ	49852	City of Kenedy	08/15/2018	1.00:1	59,375.00	0.00	0.00	59,375.00	59,375.00
	POLLUTION REDUCTION	C-SEP: WWTP IMPROVEMENTS--AERATORS ROTO-BLADES						59,375.00	59,375.00
WQ	53105	North Alamo Water Supply Corporation	06/20/2018	1.00:1	9,205.00	1,841.00	3,682.00	3,682.00	3,682.00
	POLLUTION PREVENTION	Water Service Connection for Low-Income Residents						2,550.00	2,550.00
	POLLUTION PREVENTION	Texas Water Development Board-Water-Level Recorder Data in Every Texas County						1,132.00	1,132.00
WQ	53343	City of Redwater	09/26/2017	1.00:1	5,822.00	1,164.00	0.00	4,658.00	4,658.00
	POLLUTION PREVENTION	Effluent Flow Control Project						4,658.00	4,658.00
WQ	52345	City of Savoy	03/07/2018	1.00:1	26,500.00	5,300.00	0.00	21,200.00	21,200.00
	POLLUTION REDUCTION	C-SEP: COLLECTION SYSTEM AND REPAIR PROJECT						21,200.00	21,200.00
WQ	52342	Trophy Club Municipal Utility District 1	11/15/2017	1.00:1	25,313.00	5,062.00	0.00	20,251.00	20,251.00
	POLLUTION REDUCTION	C-SEP: 25 BRICK MANHOLE REHABILITATION AND LINERS						20,251.00	20,251.00
WQ	54353	City of Arlington	05/30/2018	1.00:1	26,250.00	0.00	0.00	26,250.00	26,250.00
	POLLUTION REDUCTION	C-SEP; SMARTCOVERS ON 6 MANHOLES						26,250.00	26,250.00
WQ	53864	Trinity Bay Conservation District	10/26/2017	1.00:1	8,750.00	1,750.00	0.00	7,000.00	7,000.00
	POLLUTION REDUCTION	C-SEP; BARROW WHITE ROAD PUBLIC WATER SUPPLY LINE PROJECT						7,000.00	7,000.00
WQ	52409	City of Pearsall	12/15/2017	1.00:1	61,739.00	0.00	0.00	61,739.00	61,739.00
	POLLUTION PREVENTION	Install Backup Generator						61,739.00	61,739.00
WQ	54543	City of Anahuac *	06/05/2018	1.00:1	7,500.00	1,500.00	0.00	6,000.00	6,000.00
	POLLUTION REDUCTION	C-SEP; INFLUENT PUMP VALVE INSTALLATION						6,000.00	6,000.00
WQ	54326	City of Rhome	05/14/2018	1.00:1	29,000.00	0.00	0.00	29,000.00	29,000.00
	POLLUTION REDUCTION	C-SEP; WWTP IMPROVEMENTS (AERATION AIR LINES EXTENDED)						29,000.00	29,000.00
WQ	53922	City of Beaumont	11/07/2017	1.00:1	6,000.00	0.00	0.00	6,000.00	6,000.00
	POLLUTION PREVENTION	Tyrell Park Manhole Stabilization						6,000.00	6,000.00

\* There are Multiple Respondent Names associated to this Case No.



## Appendix 6: List of SEPs & SEP Projects - FY 2018

### Single Program

WQ	54140	City of Palmhurst	05/14/2018	1.00:1	13,750.00	0.00	0.00	13,750.00	13,750.00
		ENVIRONMENTAL ENHANCEMENT	Bioretention System					13,750.00	13,750.00
WQ	53774	City of Austin	03/07/2018	1.00:1	9,188.00	1,837.00	0.00	7,351.00	7,351.00
		POLLUTION PREVENTION	The contribution will be used to remove invasive woody plants from at least 35 acres of the Barton Creek Greenbelt, a City of Austin-owned parkland preserve. Invasive species removal will allow the opportunity for restoring native hill country/canyon land flora and habitat to the Greenbelt. Removal of sun-blocking invasive species will allow native understory and grass restoration, reducing soil erosion and water pollution of the sensitive karst system.					7,351.00	7,351.00
WQ	53917	City of Penelope	09/19/2017	1.00:1	5,400.00	1,080.00	0.00	4,320.00	4,320.00
		POLLUTION REDUCTION	C-SEP: Pumps and Alarm Sytem Project at WWTP					4,320.00	4,320.00
WQ	51859	East Texas MUD of Smith County	05/14/2018	1.00:1	152,625.00	0.00	0.00	152,625.00	152,625.00
		POLLUTION REDUCTION	C-SEP; WWTP IMPROVEMENTS					152,625.00	152,625.00
WQ	52910	City of Bishop	11/07/2017	1.00:1	27,750.00	5,550.00	0.00	22,200.00	22,200.00
		POLLUTION REDUCTION	self-administered C-SEP; I&I Investigation and Rehabilitation					22,200.00	22,200.00
WQ	52426	City of Arp	02/14/2018	1.00:1	9,150.00	1,830.00	0.00	7,320.00	7,320.00
		POLLUTION REDUCTION	C-SEP; SEWER REPAIR PROJECT					7,320.00	7,320.00
WQ	53474	City of Alto	08/15/2018	1.00:1	22,800.00	0.00	0.00	22,800.00	22,800.00
		POLLUTION PREVENTION	WWTP Clarifier Weir Replacement (WWTP Improvements/Repairs)					22,800.00	22,800.00
WQ	50666	City of Charlotte	09/25/2017	1.00:1	42,525.00	8,505.00	0.00	34,020.00	34,020.00
		POLLUTION PREVENTION	Bayou Land Conservancy - Lake Houston Watershed - Western Watershed Protection Project: BLC has identified approximately 600 acres along the West Fork of the San Jacinto River, Spring Creek, Cypress Creek, and Lake Creek for acquisition of perpetual conservation easements in accordance with Subchapter A, Chapter 183, Texas Natural Resources Code.					20,000.00	20,000.00
		POLLUTION PREVENTION	The SEP will be used to conduct events for residents to bring in Household Hazardous Waste ("HHW") such as paint, thinners, pesticides, oil and gas, corrosive cleaners, and fertilizers for proper disposal ("Collection Event"). When possible, the Collection Event may also provide electronics collection, disposal, and recycling.					14,020.00	14,020.00
WQ	53541	City of University Park	04/10/2018	1.00:1	6,000.00	0.00	0.00	6,000.00	6,000.00
		POLLUTION PREVENTION	Project will repair or replace failing water systems or on-site wastewater systems for low-income homeowners. SEP funds will be used to pay for the labor and material costs related to repairing or replacing the failing systems. The recipients will not be charged for the cost of replacing or repairing the failing system.					6,000.00	6,000.00
WQ	53957	City of Wellman	02/13/2018	1.00:1	5,250.00	1,050.00	0.00	4,200.00	4,200.00
		POLLUTION REDUCTION	C-SEP; LIFT STATION UPGRADES					4,200.00	4,200.00
WQ	54091	City of Waelder	07/25/2018	1.00:1	8,733.00	1,746.00	0.00	6,987.00	6,987.00
		POLLUTION PREVENTION	Contribution will be used to repair or replace failing public water systems (PWSs) throughout Texas. The Third-Party Administrator shall coordinate with local governments, public and private entities, water supply corporations, and non-profit organizations to expend SEP Funds to repair or replace failing PWSs.					6,987.00	6,987.00
WQ	54491	Tyson Farms, Inc.	03/07/2018	1.00:1	80,850.00	0.00	40,425.00	40,425.00	40,425.00

\* There are Multiple Respondent Names associated to this Case No.

## Appendix 6: List of SEPs & SEP Projects - FY 2018

### Single Program

	POLLUTION PREVENTION	RC&D will coordinate with local city and county government officials to clean-up sites where tires have been disposed of illegally. Contributions will be used to clean up illegal tire sites. Eligible sites will be limited to areas where a responsible party can not be identified and where there is no preexisting obligation to clean up the site by the owner or government. SEP monies will be used for the direct cost of collection and disposal of debris and tires.	40,425.00	40,425.00					
WQ	49021	City of Refugio	07/25/2018	1.00:1	104,275.00	0.00	0.00	104,275.00	104,275.00
	POLLUTION REDUCTION	BAR SCREEN IMPROVEMENT PROJECT						104,275.00	104,275.00
WQ	52885	Texas Department of Transportation	01/31/2018	1.00:1	13,125.00	2,625.00	0.00	10,500.00	10,500.00
	POLLUTION PREVENTION	RC&D will coordinate with local city and county government officials to clean-up sites where tires have been disposed of illegally. Contributions will be used to clean up illegal tire sites. Eligible sites will be limited to areas where a responsible party can not be identified and where there is no preexisting obligation to clean up the site by the owner or government. SEP monies will be used for the direct cost of collection and disposal of debris and tires.						10,500.00	10,500.00
WQ	54255	City Of Hidalgo	05/04/2018	1.00:1	15,000.00	3,000.00	0.00	12,000.00	12,000.00
	CLEAN UP	City Wide Tire Cleanup Project						12,000.00	12,000.00
WQ	53801	City of Lubbock	11/07/2017	1.00:1	42,500.00	8,500.00	0.00	34,000.00	34,000.00
	POLLUTION REDUCTION	C-SEP: POND CLOSURE AND RETURN TO NATIVE GRASSLAND						34,000.00	34,000.00
WQ	53833	Liberty Utilities (Woodmark Sewer) Corp.	10/26/2017	1.00:1	22,500.00	0.00	11,250.00	11,250.00	11,250.00
	POLLUTION REDUCTION	2011-23 Angelina Beautiful Clean - Household Hazardous Waste Collection Events						11,250.00	11,250.00
<b>Count of Single Program Orders: 157</b>					<b>Total:</b>	<b>4,632,973.00</b>	<b>448,146.00</b>	<b>963,938.00</b>	<b>1,220,889.00</b>
								<b>,220,889.00</b>	

\* There are Multiple Respondent Names associated to this Case No.

## Appendix 6: List of SEPs & SEP Projects - FY 2018

### Multi-Media Program

Date Range Selected : 09/01/2017 - 08/31/2018

PGM	Case No.	Respondent Name	Effective Date	Ratio	Assessed Amt	Deferred Amt	Payable Amt	SEP Cost	SEP Offset
MM	52241	Webb County	03/07/2018	1.00:1	45,187.00	9,037.00	0.00	36,150.00	36,150.00
		POLLUTION REDUCTION	C-SEP: WWTP IMPROVEMENTS					36,150.00	36,150.00
MM	51111	City of Floresville	06/20/2018	1.00:1	35,207.00	7,041.00	0.00	28,166.00	28,166.00
		POLLUTION PREVENTION	Emergency Back-up Lift Station System					28,166.00	28,166.00
MM	55038	Alcoa World Alumina LLC	05/30/2018	1.00:1	22,725.00	4,545.00	9,090.00	9,090.00	9,090.00
		POLLUTION PREVENTION	The Respondent shall contribute to the Third-Party Administrator pursuant to the agreement between the Third-Party Administrator and the TCEQ. Specifically, the contribution will improve and maintain the wetland habitat of the Myrtle Foester-Whitmire Unit of the Aransas National Wildlife Refuge for waterfowl and shorebirds.					8,090.00	8,090.00
		POLLUTION PREVENTION	Project shall coordinate collection events for local residents to bring in household hazardous waste such as paint, thinners, pesticides, oil and gas, corrosive cleaners, and fertilizers for proper disposal. Where available, the projects may also offer electronics collection and recycling. SEP funds shall be used for collection, recycling and disposal.					1,000.00	1,000.00
MM	52223	City of Corpus Christi	11/07/2017	1.00:1	15,712.00	3,142.00	0.00	12,570.00	12,570.00
		POLLUTION REDUCTION	C-SEP: WWTP Upgrades					12,570.00	12,570.00
MM	52049	City of La Marque	05/30/2018	1.00:1	74,563.00	0.00	0.00	74,563.00	74,563.00
		POLLUTION PREVENTION	Installation of New Generator at 6th Street Lift Station					74,563.00	74,563.00
MM	53977	Round Rock Independent School District	03/07/2018	1.00:1	13,500.00	2,700.00	0.00	10,800.00	10,800.00
		POLLUTION PREVENTION	Project will coordinate with city and/or county government for the clean up of sites where trash and debris has been disposed of illegally. Eligible sites will be limited to those where a responsible party can not be identified, there is no preexisting obligation to clean up the site by the owner or the government, and reasonable efforts have already been taken to prevent the dumping. SEP funds shall be used for the direct cost of collection and disposal of the trash and debris.					5,400.00	5,400.00
		POLLUTION PREVENTION	Contributions will be used to pay for labor and materials costs associated with implementing the Marsh Mania Project, which include restoring shoreline elevations, growing plants for shoreline restoration, and planting new habitat. Historic subsidence and erosion have resulted in shoreline elevations which are too low to support vegetation. This project will seek to raise elevations by scraping and terracing.					5,400.00	5,400.00
MM	53190	City of Tahoka	07/10/2018	1.00:1	5,622.00	1,124.00	0.00	4,498.00	4,498.00
		POLLUTION REDUCTION	C-SEP; REPLACE FLOW METERS AT PWS					4,498.00	4,498.00
MM	48267	Pasadena Refining System, Inc	07/25/2018	1.00:1	907,191.00	0.00	453,596.00	453,595.00	453,595.00
		POLLUTION PREVENTION	The contribution will be used in accordance with the Supplemental Environmental Project Agreement between the Houston-Galveston AERCO and the Texas Commission on Environmental Quality. SEP monies will be used to pay for the cost of replacing older diesel buses with alternative fueled or clean diesel buses.					250,000.00	250,000.00
		POLLUTION PREVENTION	Contributions will be used in accordance with the Supplemental Environmental Project Agreement between the Armand Bayou Nature Center and the Texas Commission on Environmental Quality. The tallgrass prairie was once a common ecosystem in Texas and the United States.					146,595.00	146,595.00

\* There are Multiple Respondent Names associated to this Case No.

## Appendix 6: List of SEPs & SEP Projects - FY 2018

### Multi-Media Program

	POLLUTION PREVENTION	Trash Bash is an annual event that entails the use of volunteers to clean up trash and pollutants from Galveston Bay and waterways in the San Jacinto watershed. The project has resulted in the removal of an average of 141.7 tons of trash and 729 abandoned tires annually from these waterways. SEP monies will pay for materials, supplies, disposal costs and transportation costs directly associated with the clean up of trash.	57,000.00	57,000.00					
MM	53973	City of Bartlett	01/31/2018	1.00:1	32,661.00	0.00	0.00	32,661.00	32,661.00
	POLLUTION PREVENTION	Establish Potatble Water Supply						32,661.00	32,661.00
MM	51542	PHILLIPS 66 COMPANY	11/07/2017	1.00:1	22,042.00	4,408.00	8,817.00	8,817.00	8,817.00
	POLLUTION PREVENTION	Project will repair or replace failing water systmes or on-site wastewater systems for low-income homeowners. SEP funds will be used to pay for the labor and material costs related to repairing or replacing the failing systems. The recipients will not be charged for the cost of replacing or repairing the failing system. Benefit: Protect water sources for drinking, recreation and wildlife from contamination from the failing treatment systems; protect public health from contaminated drinking water supplies.						8,817.00	8,817.00
MM	53927	City of La Joya	06/27/2018	1.00:1	15,000.00	3,000.00	0.00	12,000.00	12,000.00
	POLLUTION PREVENTION	First Time Sewer Service for Low-Income Residents						12,000.00	12,000.00
MM	51474	City of Sabinal	02/14/2018	1.00:1	20,463.00	4,092.00	0.00	16,371.00	16,371.00
	POLLUTION REDUCTION	COMPLIANCE SEP; MUNICIPAL WASTE TRANSFER STATION PROJECT						16,371.00	16,371.00
<b>Count of Multi-Media Program Orders: 12</b>		<b>Total:</b>	1,209,873.00		39,089.00	471,503.00		699,281.00	699,281.00
<b>Grand Total Count of Orders: 169</b>		<b>Grand Total:</b>	5,842,846.00		487,235.00	1,435,441.00		3,920,170.00	3,920,170.00

\* There are Multiple Respondent Names associated to this Case No.

## Appendix 7: List of Administrative Orders Issued - FY2017

### Singles Programs

Date Range Selected : 9/1/2016 - 8/31/2017

PGM	Case No.	Respondent Name	Docket#	County	Order Date	Penalty Assessed	Penalty Deferred	Payable Amount	SEP Offset
AQ	50040	Huntsman Petrochemical LLC	2015-0195-AIR-E	JEFFERSON	9/13/2016	\$120,282	\$24,056	\$48,113	\$48,113
AQ	50467	Blanchard Refining Company LLC	2015-0668-AIR-E	GALVESTON	9/13/2016	\$97,500	\$19,500	\$39,000	\$39,000
AQ	51937	Red Ewald, Inc.	2016-0275-AIR-E	KARNES	9/20/2016	\$3,563	\$0	\$3,563	\$0
AQ	52530	Calhoun Port Authority	2016-0904-AIR-E	CALHOUN	9/27/2016	\$2,438	\$487	\$1,951	\$0
AQ	51975	Orion Engineered Carbons LLC	2016-0324-AIR-E	ORANGE	9/29/2016	\$16,650	\$3,330	\$13,320	\$0
AQ	51779	Targa Downstream LLC	2016-0130-AIR-E	CHAMBERS	9/29/2016	\$10,125	\$2,025	\$4,050	\$4,050
AQ	51749	Shell Chemical LP	2016-0081-AIR-E	HARRIS	10/11/2016	\$13,600	\$2,720	\$5,440	\$5,440
AQ	52051	Shell Chemical LP	2016-0406-AIR-E	HARRIS	10/11/2016	\$7,688	\$1,537	\$6,151	\$0
AQ	51852	Motiva Enterprises LLC	2016-0210-AIR-E	JEFFERSON	10/11/2016	\$25,000	\$0	\$12,500	\$12,500
AQ	52004	Sunoco Partners Marketing & Terminals L.P.	2016-0357-AIR-E	JEFFERSON	10/11/2016	\$9,600	\$1,920	\$7,680	\$0
AQ	51948	Chevron Phillips Chemical Company LP	2016-0289-AIR-E	HARRIS	10/18/2016	\$7,500	\$1,500	\$6,000	\$0
AQ	52321	DCP Operating Company, LP	2016-0699-AIR-E	LIVE OAK	10/18/2016	\$2,696	\$539	\$2,157	\$0
AQ	52177	Oxy Vinyls, LP	2016-0536-AIR-E	HARRIS	10/18/2016	\$6,550	\$1,310	\$2,620	\$2,620
AQ	51622	Sheridan Production Company, LLC	2015-1784-AIR-E	GLASSCOCK	10/26/2016	\$185,038	\$0	\$105,038	\$80,000
AQ	51942	Atmos Energy Corporation	2016-0279-AIR-E	HENDERSON	10/26/2016	\$17,550	\$3,510	\$7,020	\$7,020
AQ	51825	Ascend Performance Materials Texas Inc.	2016-0155-AIR-E	BRAZORIA	10/26/2016	\$13,125	\$2,625	\$5,250	\$5,250
AQ	51668	Exxon Mobil Corporation	2015-1839-AIR-E	HARRIS	10/26/2016	\$50,000	\$0	\$25,000	\$25,000
AQ	51772	INEOS USA LLC	2016-0104-AIR-E	HARRIS	10/26/2016	\$45,000	\$9,000	\$36,000	\$0
AQ	51723	The Premcor Refining Group Inc.	2016-0052-AIR-E	JEFFERSON	10/26/2016	\$140,000	\$0	\$70,000	\$70,000
AQ	52050	Enduro Composites, Inc.	2016-0413-AIR-E	HARRIS	11/8/2016	\$11,250	\$2,250	\$9,000	\$0
AQ	51780	Eco Services Operations LLC	2016-0113-AIR-E	HARRIS	11/8/2016	\$20,063	\$4,012	\$8,026	\$8,025
AQ	52110	E. I. du Pont de Nemours and Company	2016-0464-AIR-E	ORANGE	11/8/2016	\$7,938	\$1,587	\$3,176	\$3,175
AQ	51905	Flint Hills Resources Houston Chemical, LLC	2016-0243-AIR-E	HARRIS	11/8/2016	\$12,000	\$0	\$12,000	\$0
AQ	51767	Enterprise Products Operating LLC	2016-0100-AIR-E	HARRIS	11/8/2016	\$40,950	\$8,190	\$16,380	\$16,380
AQ	52627	FRITCHER UTILITIES, LP	2016-1014-AIR-E	SMITH	11/8/2016	\$1,625	\$325	\$1,300	\$0
AQ	52035	INEOS USA LLC	2016-0391-AIR-E	BRAZORIA	11/8/2016	\$13,125	\$2,625	\$5,250	\$5,250
AQ	50334	RD Food Manufacturing, Inc	2015-0518-AIR-E	EL PASO	11/8/2016	\$3,937	\$0	\$3,937	\$0
AQ	52220	El Paso Natural Gas Company, L.L.C.	2016-0588-AIR-E	CARSON	11/8/2016	\$3,375	\$675	\$2,700	\$0
AQ	48446	ExxonMobil Oil Corporation	2014-0429-AIR-E	JEFFERSON	11/8/2016	\$251,073	\$50,214	\$100,430	\$100,429
AQ	51886	ETC Field Services LLC	2016-0225-AIR-E	WINKLER	11/8/2016	\$76,500	\$15,300	\$61,200	\$0
AQ	51974	Cabot Norit Americas, Inc.	2016-0309-AIR-E	HARRISON	11/8/2016	\$65,208	\$0	\$32,604	\$32,604
AQ	51507	The Dow Chemical Company	2015-1671-AIR-E	BRAZORIA	11/8/2016	\$7,203	\$1,440	\$2,882	\$2,881
AQ	51986	Equistar Chemicals, LP	2016-0328-AIR-E	HARRIS	11/8/2016	\$105,000	\$21,000	\$42,000	\$42,000
AQ	52173	Anadarko E&P Onshore LLC	2016-0604-AIR-E	PANOLA	11/16/2016	\$73,200	\$14,640	\$58,560	\$0
AQ	51050	Sid Richardson Carbon, Ltd.	2015-1179-AIR-E	HUTCHINSON	11/16/2016	\$21,000	\$4,200	\$16,800	\$0
AQ	52019	Honeywell International Inc.	2016-0390-AIR-E	ORANGE	11/16/2016	\$42,805	\$8,561	\$17,122	\$17,122

## Singles Programs

## Appendix 7: List of Administrative Orders Issued - FY2017

Date Range Selected : 9/1/2016 - 8/31/2017

PGM	Case No.	Respondent Name	Docket#	County	Order Date	Penalty Assessed	Penalty Deferred	Payable Amount	SEP Offset
AQ	51830	Lucid Energy Westex, LLC	2016-0173-AIR-E	STERLING	11/16/2016	\$18,000	\$3,600	\$7,200	\$7,200
AQ	52249	WTG Jameson, LP	2016-0620-AIR-E	COKE	11/16/2016	\$11,972	\$2,394	\$9,578	\$0
AQ	51755	Pioneer Natural Resources USA, Inc.	2016-0086-AIR-E	MOORE	12/6/2016	\$3,075	\$615	\$2,460	\$0
AQ	52111	Shell Chemical LP	2016-0462-AIR-E	HARRIS	12/6/2016	\$7,125	\$1,425	\$2,850	\$2,850
AQ	52628	GONZALEZ, BENJAMIN	2016-1025-AIR-E	WILLIAMSON	12/6/2016	\$1,250	\$250	\$1,000	\$0
AQ	52062	Anheuser-Busch, LLC	2016-0424-AIR-E	HARRIS	12/6/2016	\$4,001	\$800	\$3,201	\$0
AQ	52812	Barnett Gathering, LLC	2016-1168-AIR-E	TARRANT	12/6/2016	\$2,813	\$562	\$2,251	\$0
AQ	52701	Targa Midstream Services LLC	2016-1080-AIR-E	WISE	12/6/2016	\$3,681	\$736	\$2,945	\$0
AQ	52597	Enbridge G & P (East Texas) L.P.	2016-0980-AIR-E	SHELBY	12/6/2016	\$2,813	\$562	\$2,251	\$0
AQ	46732	The Premcor Refining Group Inc.	2013-0839-AIR-E	JEFFERSON	12/9/2016	\$348,938	\$69,787	\$139,576	\$139,575
AQ	43129	The Premcor Refining Group Inc.	2011-2300-AIR-E	JEFFERSON	12/9/2016	\$2,020,216	\$0	\$1,010,108	\$1,010,108
AQ	52064	COPANO FIELD SERVICES/SOUTH TEXAS LLC	2016-0423-AIR-E	KARNES	12/9/2016	\$3,750	\$0	\$3,750	\$0
AQ	52244	DCP Operating Company, LP	2016-0621-AIR-E	ANDREWS	12/9/2016	\$26,700	\$5,340	\$21,360	\$0
AQ	52400	Air Liquide Large Industries U.S. LP	2016-0770-AIR-E	BRAZORIA	12/9/2016	\$40,500	\$8,100	\$32,400	\$0
AQ	52401	Lone Star NGL Fractionators LLC	2016-0773-AIR-E	CHAMBERS	12/9/2016	\$51,113	\$10,222	\$20,446	\$20,445
AQ	50590	INEOS USA LLC	2015-0799-AIR-E	BRAZORIA	12/9/2016	\$14,250	\$2,850	\$5,700	\$5,700
AQ	46055	Craftmasters Powder Coating, Inc.	2015-1417-AIR-E	MCLENNAN	12/9/2016	\$1,500	\$0	\$1,500	\$0
AQ	52117	Total Petrochemicals & Refining USA, Inc.	2016-0463-AIR-E	JEFFERSON	12/9/2016	\$13,126	\$2,624	\$5,251	\$5,251
AQ	52095	ExxonMobil Oil Corporation	2016-0454-AIR-E	JEFFERSON	12/9/2016	\$75,000	\$0	\$37,500	\$37,500
AQ	52952	Calumet Penreco, LLC	2016-1323-AIR-E	GALVESTON	12/13/2016	\$3,638	\$727	\$2,911	\$0
AQ	52553	Texas Municipal Power Agency	2016-0925-AIR-E	GRIMES	12/13/2016	\$2,813	\$562	\$2,251	\$0
AQ	52823	Wilsonart LLC	2016-1163-AIR-E	BELL	12/13/2016	\$2,626	\$525	\$2,101	\$0
AQ	52673	Enbridge Pipelines (Texas Gathering) L.P.	2016-1056-AIR-E	WHEELER	12/13/2016	\$7,500	\$1,500	\$6,000	\$0
AQ	51798	Union Carbide Corporation	2016-0123-AIR-E	CALHOUN	1/10/2017	\$6,681	\$1,336	\$2,673	\$2,672
AQ	52518	U.S. Venture, Inc.	2016-0901-AIR-E	HARRIS	1/10/2017	\$2,626	\$525	\$2,101	\$0
AQ	53070	Drewery Construction Company, Incorporated	2016-1440-AIR-E	NACOGDOCHES	1/10/2017	\$1,125	\$225	\$900	\$0
AQ	52670	Potters Industries, LLC	2016-1098-AIR-E	LAMAR	1/10/2017	\$2,438	\$487	\$976	\$975
AQ	52018	LOPEZ, DANIEL *	2016-0378-AIR-E	ECTOR	1/17/2017	\$2,500	\$0	\$2,500	\$0
AQ	52309	The Premcor Refining Group Inc.	2016-0678-AIR-E	JEFFERSON	1/20/2017	\$69,689	\$0	\$34,845	\$34,844
AQ	51717	TPC Group LLC	2016-0041-AIR-E	HARRIS	1/20/2017	\$206,740	\$0	\$103,370	\$103,370
AQ	52293	ACME BRICK COMPANY	2016-0694-AIR-E	DENTON	1/20/2017	\$8,438	\$1,687	\$6,751	\$0
AQ	51338	Lone Star NGL Fractionators LLC	2015-1485-AIR-E	CHAMBERS	1/20/2017	\$52,500	\$10,500	\$21,000	\$21,000
AQ	51519	Texmark Chemicals, Inc.	2015-1684-AIR-E	HARRIS	1/20/2017	\$50,394	\$10,078	\$20,158	\$20,158
AQ	51369	Sunoco Partners Marketing & Terminals L.P.	2015-1512-AIR-E	JEFFERSON	1/20/2017	\$72,340	\$14,468	\$57,872	\$0
AQ	51553	Needle Coke Liquidation, L.P.	2015-1732-AIR-E	CALHOUN	1/20/2017	\$50,671	\$10,134	\$20,269	\$20,268
AQ	53044	CROWN Cork & Seal USA, Inc.	2016-1413-AIR-E	MONTGOMERY	1/31/2017	\$4,575	\$915	\$3,660	\$0
AQ	52236	Blanchard Refining Company LLC	2016-0603-AIR-E	GALVESTON	2/7/2017	\$13,125	\$2,625	\$5,250	\$5,250
AQ	47730	BASF TOTAL Petrochemicals LLC	2016-0765-AIR-E	JEFFERSON	2/7/2017	\$315,000	\$0	\$157,500	\$157,500

## Singles Programs

## Appendix 7: List of Administrative Orders Issued - FY2017

Date Range Selected : 9/1/2016 - 8/31/2017

PGM	Case No.	Respondent Name	Docket#	County	Order Date	Penalty Assessed	Penalty Deferred	Payable Amount	SEP Offset
AQ	52367	Flint Hills Resources Port Arthur, LLC	2016-0738-AIR-E	JEFFERSON	2/22/2017	\$14,250	\$2,850	\$5,700	\$5,700
AQ	52508	City of Austin	2016-0886-AIR-E	TRAVIS	2/22/2017	\$9,000	\$1,800	\$7,200	\$0
AQ	52423	PHILLIPS 66 COMPANY	2016-0793-AIR-E	HUTCHINSON	2/22/2017	\$13,688	\$2,737	\$5,476	\$5,475
AQ	52988	Western Refining Company, L.P.	2016-1364-AIR-E	EL PASO	3/7/2017	\$5,775	\$1,155	\$4,620	\$0
AQ	53229	ConocoPhillips Company	2016-1588-AIR-E	HOWARD	3/7/2017	\$4,162	\$832	\$3,330	\$0
AQ	52362	The Lubrizol Corporation	2016-0734-AIR-E	HARRIS	3/9/2017	\$13,125	\$2,625	\$5,250	\$5,250
AQ	53252	ETC Field Services LLC	2016-1609-AIR-E	PECOS	3/21/2017	\$3,000	\$600	\$2,400	\$0
AQ	53480	Murphy Oil USA, Inc.	2016-1835-AIR-E	EL PASO	3/21/2017	\$1,250	\$250	\$1,000	\$0
AQ	53101	DCP Operating Company, LP	2016-1458-AIR-E	LAVACA	3/21/2017	\$3,750	\$750	\$3,000	\$0
AQ	53194	Plains Pipeline, L.P.	2016-1626-AIR-E	MIDLAND	3/21/2017	\$2,813	\$562	\$2,251	\$0
AQ	52844	National Oilwell Varco, L.P.	2016-1214-AIR-E	HARRIS	3/21/2017	\$7,038	\$1,407	\$5,631	\$0
AQ	53368	Georgia-Pacific Wood Products South LLC	2016-1752-AIR-E	POLK	3/21/2017	\$3,675	\$735	\$2,940	\$0
AQ	53226	Grand Prairie Landfill Gas Production, Limited Liability Company	2016-1586-AIR-E	DALLAS	3/21/2017	\$2,888	\$577	\$2,311	\$0
AQ	52747	Geosouthern Energy Corporation	2016-1119-AIR-E	DEWITT	3/21/2017	\$813	\$162	\$651	\$0
AQ	52660	Hal Williams Enterprises, LLC	2016-1039-AIR-E	SMITH	3/21/2017	\$3,750	\$750	\$3,000	\$0
AQ	53291	Choice Exploration, Inc.	2016-1633-AIR-E	LIBERTY	3/21/2017	\$5,000	\$1,000	\$4,000	\$0
AQ	53150	City of Premont	2016-1513-AIR-E	JIM WELLS	3/28/2017	\$2,250	\$450	\$1,800	\$0
AQ	51318	CASEY, JEFFREY W	2015-1466-AIR-E	LIBERTY	3/28/2017	\$1,295	\$259	\$1,036	\$0
AQ	53355	Trey Jackson Motors, Ltd.	2016-1708-AIR-E	COMAL	3/28/2017	\$1,688	\$337	\$1,351	\$0
AQ	53386	Xpert Transportation, LLC	2016-1733-AIR-E	EL PASO	4/11/2017	\$1,375	\$275	\$1,100	\$0
AQ	53648	Equistar Chemicals, LP	2016-2021-AIR-E	HARRIS	4/11/2017	\$6,440	\$1,288	\$5,152	\$0
AQ	53466	Arkema Inc.	2016-1817-AIR-E	HARRIS	4/11/2017	\$3,413	\$682	\$2,731	\$0
AQ	53385	Southcross Processing LLC	2016-1765-AIR-E	REFUGIO	4/11/2017	\$2,888	\$577	\$2,311	\$0
AQ	52716	Jagoe-Public Company	2016-1120-AIR-E	DENTON	4/13/2017	\$12,500	\$2,500	\$10,000	\$0
AQ	52800	Lyondell Chemical Company	2016-1166-AIR-E	HARRIS	4/13/2017	\$12,300	\$2,460	\$4,920	\$4,920
AQ	52513	Formosa Plastics Corporation, Texas	2016-0903-AIR-E	CALHOUN	4/13/2017	\$15,000	\$0	\$7,500	\$7,500
AQ	53164	Oxy Vinyls, LP	2016-1519-AIR-E	HARRIS	4/25/2017	\$7,237	\$1,447	\$2,895	\$2,895
AQ	53161	Lyondell Chemical Company	2016-1520-AIR-E	HARRIS	4/25/2017	\$4,088	\$817	\$1,636	\$1,635
AQ	53410	Flint Hills Resources Port Arthur, LLC	2016-1763-AIR-E	JEFFERSON	4/25/2017	\$7,125	\$1,425	\$5,700	\$0
AQ	49523	Nalco Company LLC	2014-1561-AIR-E	FORT BEND	5/4/2017	\$1,059,104	\$211,820	\$423,642	\$423,642
AQ	52881	Equistar Chemicals, LP	2016-1266-AIR-E	HARRIS	5/4/2017	\$39,375	\$7,875	\$15,750	\$15,750
AQ	52688	Owens Corning Insulating Systems, LLC	2016-1065-AIR-E	ELLIS	5/4/2017	\$19,245	\$3,849	\$15,396	\$0
AQ	52677	Akzo Nobel Chemicals LLC	2016-1118-AIR-E	HARRIS	5/4/2017	\$37,038	\$7,407	\$14,816	\$14,815
AQ	52900	DCP Operating Company, LP	2016-1281-AIR-E	MOORE	5/4/2017	\$12,725	\$2,545	\$5,090	\$5,090
AQ	53313	PCI Nitrogen, LLC	2016-1666-AIR-E	HARRIS	5/4/2017	\$12,688	\$2,537	\$10,151	\$0
AQ	52907	Baytex USA Development, LLC	2016-1355-AIR-E	KARNES	5/4/2017	\$8,438	\$1,687	\$6,751	\$0
AQ	52712	DCP Operating Company, LP	2016-1090-AIR-E	JACKSON	5/4/2017	\$101,250	\$20,250	\$81,000	\$0

## Singles Programs

## Appendix 7: List of Administrative Orders Issued - FY2017

Date Range Selected : 9/1/2016 - 8/31/2017

PGM	Case No.	Respondent Name	Docket#	County	Order Date	Penalty Assessed	Penalty Deferred	Payable Amount	SEP Offset
AQ	51253	PHILLIPS 66 COMPANY	2015-1408-AIR-E	HUTCHINSON	5/4/2017	\$60,751	\$12,150	\$24,301	\$24,300
AQ	52713	Ascend Performance Materials Texas Inc.	2016-1091-AIR-E	BRAZORIA	5/4/2017	\$15,000	\$3,000	\$6,000	\$6,000
AQ	53370	FCI La Tuna	2016-1724-AIR-E	EL PASO	5/9/2017	\$1,125	\$225	\$900	\$0
AQ	53754	DCP Operating Company, LP	2016-2109-AIR-E	HANSFORD	5/9/2017	\$2,888	\$577	\$2,311	\$0
AQ	53526	Eric Hartzendorf, Incorporated *	2016-1886-AIR-E	BEE	5/9/2017	\$1,125	\$225	\$900	\$0
AQ	52466	Motiva Enterprises LLC	2016-0846-AIR-E	JEFFERSON	5/11/2017	\$20,688	\$0	\$10,344	\$10,344
AQ	52795	PHILLIPS 66 COMPANY	2016-1192-AIR-E	BRAZORIA	5/11/2017	\$19,688	\$3,937	\$7,876	\$7,875
AQ	52619	Total Petrochemicals & Refining USA, Inc.	2016-1006-AIR-E	JEFFERSON	5/11/2017	\$25,000	\$0	\$12,500	\$12,500
AQ	52804	Lyondell Chemical Company	2016-1189-AIR-E	HARRIS	5/11/2017	\$10,810	\$2,162	\$4,324	\$4,324
AQ	53054	Shell Oil Company	2016-1416-AIR-E	HARRIS	5/11/2017	\$15,000	\$3,000	\$6,000	\$6,000
AQ	52738	Packaging Service Co., Inc.	2016-1139-AIR-E	BRAZORIA	5/11/2017	\$18,750	\$0	\$9,375	\$9,375
AQ	53709	Huntsman Petrochemical LLC	2016-2064-AIR-E	BRAZORIA	5/23/2017	\$7,500	\$1,500	\$6,000	\$0
AQ	52998	ExxonMobil Oil Corporation	2016-1388-AIR-E	JEFFERSON	5/23/2017	\$7,001	\$1,400	\$2,801	\$2,800
AQ	52820	Kiewit Offshore Services, Ltd.	2016-1167-AIR-E	SAN PATRICIO	5/30/2017	\$16,577	\$3,315	\$6,631	\$6,631
AQ	53006	ETC Field Services LLC	2016-1381-AIR-E	HEMPHILL	5/30/2017	\$20,475	\$4,095	\$16,380	\$0
AQ	52480	TXI Operations, LP	2016-0921-AIR-E	COMAL	5/30/2017	\$115,050	\$23,010	\$46,020	\$46,020
AQ	53547	Targa Pipeline Mid-Continent WestTex LLC	2016-1908-AIR-E	REAGAN	6/6/2017	\$4,200	\$840	\$3,360	\$0
AQ	53345	Lone Star Dirt & Paving Enterprises, Inc.	2016-1691-AIR-E	LUBBOCK	6/6/2017	\$2,725	\$545	\$2,180	\$0
AQ	53507	Thrasher, Inc.	2016-1867-AIR-E	LUBBOCK	6/6/2017	\$1,625	\$325	\$1,300	\$0
AQ	52945	Floestone Products Co.	2016-1297-AIR-E	GRAYSON	6/13/2017	\$17,251	\$3,450	\$13,801	\$0
AQ	52864	Blanchard Refining Company LLC	2016-1250-AIR-E	GALVESTON	6/20/2017	\$7,500	\$1,500	\$3,000	\$3,000
AQ	53545	Oxy Vinyls, LP	2016-1910-AIR-E	HARRIS	6/20/2017	\$3,313	\$662	\$1,326	\$1,325
AQ	53817	Lyondell Chemical Company	2017-0027-AIR-E	HARRIS	6/20/2017	\$3,600	\$720	\$1,440	\$1,440
AQ	53499	E. I. du Pont de Nemours and Company	2016-1857-AIR-E	ORANGE	6/20/2017	\$7,500	\$1,500	\$3,000	\$3,000
AQ	53348	BASF Corporation	2016-1699-AIR-E	BRAZORIA	6/20/2017	\$7,500	\$1,500	\$6,000	\$0
AQ	53746	Enbridge Pipelines (Texas Gathering) L.P.	2016-2101-AIR-E	WHEELER	6/20/2017	\$2,813	\$562	\$2,251	\$0
AQ	53955	Redi-Mix, LLC	2017-0175-AIR-E	COLLIN	7/11/2017	\$1,875	\$375	\$1,500	\$0
AQ	53496	Exxon Mobil Corporation	2016-1859-AIR-E	KLEBERG	7/12/2017	\$142,979	\$28,595	\$57,192	\$57,192
AQ	53223	The Premcor Refining Group Inc.	2016-1587-AIR-E	JEFFERSON	7/12/2017	\$20,250	\$4,050	\$8,100	\$8,100
AQ	52869	Basin Subaru, LLC	2016-1253-AIR-E	NUECES	7/12/2017	\$750	\$0	\$750	\$0
AQ	53524	Lion Elastomers LLC	2016-1884-AIR-E	JEFFERSON	7/12/2017	\$8,000	\$1,600	\$6,400	\$0
AQ	53555	Blue Ridge Landfill TX, LP	2016-1923-AIR-E	FORT BEND	7/12/2017	\$43,712	\$8,742	\$17,485	\$17,485
AQ	53384	Aquatic Co.	2016-1764-AIR-E	DALLAS	7/12/2017	\$18,238	\$3,647	\$14,591	\$0
AQ	53174	Equistar Chemicals, LP	2016-1546-AIR-E	HARRIS	7/12/2017	\$12,415	\$2,483	\$9,932	\$0
AQ	53826	ARM Trucking Limited Company	2017-0041-AIR-E	LUBBOCK	7/18/2017	\$7,500	\$1,500	\$6,000	\$0
AQ	53551	Intercontinental Terminals Company LLC	2016-1917-AIR-E	HARRIS	7/27/2017	\$4,251	\$0	\$4,251	\$0
AQ	53244	Nalco Company LLC	2016-1599-AIR-E	FORT BEND	7/27/2017	\$21,750	\$4,350	\$8,700	\$8,700
AQ	52189	Celanese Ltd.	2016-0553-AIR-E	MATAGORDA	7/27/2017	\$29,290	\$0	\$14,645	\$14,645



## Singles Programs

## Appendix 7: List of Administrative Orders Issued - FY2017

Date Range Selected : 9/1/2016 - 8/31/2017

PGM	Case No.	Respondent Name	Docket#	County	Order Date	Penalty Assessed	Penalty Deferred	Payable Amount	SEP Offset
AQ	53675	Gulf Coast Authority	2016-2035-AIR-E	GALVESTON	8/1/2017	\$3,638	\$727	\$0	\$2,911
AQ	53828	Forged Products, Inc.	2017-0047-AIR-E	HARRIS	8/1/2017	\$5,437	\$1,087	\$4,350	\$0
AQ	54064	Owens Corning Insulating Systems, LLC	2017-0285-AIR-E	ELLIS	8/1/2017	\$6,880	\$1,376	\$5,504	\$0
AQ	54221	Time Manufacturing Company	2017-0466-AIR-E	MCLENNAN	8/1/2017	\$938	\$187	\$751	\$0
AQ	53569	PHILLIPS 66 COMPANY	2016-1939-AIR-E	BRAZORIA	8/2/2017	\$13,125	\$2,625	\$5,250	\$5,250
AQ	49948	Pasadena Refining System, Inc	2015-0096-AIR-E	HARRIS	8/2/2017	\$452,825	\$0	\$226,413	\$226,412
AQ	52268	Targa Pipeline Mid-Continent WestTex LLC	2016-0645-AIR-E	REAGAN	8/2/2017	\$23,503	\$4,700	\$9,402	\$9,401
AQ	53419	Chevron Phillips Chemical Company LP	2016-1778-AIR-E	BRAZORIA	8/2/2017	\$9,038	\$1,807	\$7,231	\$0
AQ	53900	Hayward Baker, Inc.	2017-0123-AIR-E	COLLIN	8/2/2017	\$9,000	\$1,800	\$7,200	\$0
AQ	52960	The Chemours Company FC, LLC	2016-1322-AIR-E	HARRIS	8/2/2017	\$10,501	\$2,100	\$8,401	\$0
AQ	54062	BRANDCO, INC.	2017-0288-AIR-E	GRAYSON	8/22/2017	\$1,125	\$225	\$900	\$0
AQ	52700	Odfjell Terminals (Houston) Inc.	2016-1081-AIR-E	HARRIS	8/23/2017	\$69,555	\$13,911	\$27,822	\$27,822
AQ	53954	Targa Midstream Services LLC	2017-0173-AIR-E	WISE	8/23/2017	\$8,000	\$1,600	\$6,400	\$0
AQ	53546	Texas Eastern Transmission, LP	2016-1909-AIR-E	DEWITT	8/23/2017	\$31,763	\$6,352	\$25,411	\$0
AQ	54137	KM Liquids Terminals LLC	2017-0373-AIR-E	HARRIS	8/23/2017	\$10,650	\$2,130	\$8,520	\$0
AQ	54262	Iko Southwest Inc	2017-0525-AIR-E	HILL	8/29/2017	\$1,250	\$250	\$1,000	\$0
<b>Subtotal for AQ : 165</b>						<b>\$7,900,531</b>	<b>\$830,937</b>	<b>\$3,932,545</b>	<b>\$3,137,049</b>
DC	52360	GIBSON, JESSE *	2016-0737-DCL-E	ELLIS	3/7/2017	\$5,000	\$1,000	\$4,000	\$0
<b>Subtotal for DC : 1</b>						<b>\$5,000</b>	<b>\$1,000</b>	<b>\$4,000</b>	<b>\$0</b>
ER	52464	RGV Land Development, LLC	2016-0831-MSW-E	CONCHO	6/6/2017	\$1,125	\$0	\$1,125	\$0
<b>Subtotal for ER : 1</b>						<b>\$1,125</b>	<b>\$0</b>	<b>\$1,125</b>	<b>\$0</b>
IHW	49475	RED'S INDOOR RANGE NORTH, INC.	2014-1509-IHW-E	TRAVIS	10/26/2016	\$18,001	\$3,600	\$14,401	\$0
IHW	51054	ALFARO, ANGEL LUIS	2015-1192-IHW-E	COLLIN	11/16/2016	\$18,750	\$15,150	\$3,600	\$0
IHW	51179	BEARD, CARL RANDLE	2015-1335-IHW-E	ECTOR	4/13/2017	\$11,250	\$0	\$11,250	\$0
IHW	51462	DURABLE PRINTED PRODUCTS, INC.	2015-1619-IHW-E	FORT BEND	5/4/2017	\$18,188	\$0	\$18,188	\$0
IHW	48852	Formosa Plastics Corporation, Texas	2014-0923-IHW-E	CALHOUN	5/30/2017	\$209,251	\$41,850	\$167,401	\$0
IHW	51039	Coats International Holdings, Inc.	2015-1162-IHW-E	DALLAS	6/13/2017	\$60,938	\$59,738	\$1,200	\$0
<b>Subtotal for IHW : 6</b>						<b>\$336,378</b>	<b>\$120,338</b>	<b>\$216,040</b>	<b>\$0</b>
IHWHL	52326	Drillchem Drilling Solutions, LLC	2016-0707-IHW-E	MONTGOMERY	11/8/2016	\$1,575	\$315	\$1,260	\$0
IHWHL	52361	Kelly-Moore Paint Company, Inc	2016-0735-IHW-E	TARRANT	12/13/2016	\$3,291	\$658	\$2,633	\$0
IHWHL	52254	KEEN, DONNIE	2016-0635-IHW-E	POLK	2/14/2017	\$3,750	\$0	\$3,750	\$0
IHWHL	52689	AEP Texas Central Company	2016-1074-IHW-E	NUECES	3/9/2017	\$10,563	\$2,112	\$4,226	\$4,225
IHWHL	52165	Dal-Tile Corporation	2016-0522-IHW-E	DALLAS	4/13/2017	\$18,941	\$3,788	\$15,153	\$0
IHWHL	52292	United States Department of Energy	2016-0668-IHW-E	CARSON	5/4/2017	\$9,750	\$1,950	\$0	\$7,800
IHWHL	53188	E. I. du Pont de Nemours and Company	2016-1547-IHW-E	VICTORIA	5/11/2017	\$19,322	\$3,864	\$7,729	\$7,729
IHWHL	53592	Wadeco Specialties, LLC	2016-1957-IHW-E	DEWITT	7/11/2017	\$3,097	\$619	\$2,478	\$0
IHWHL	53145	Eco Services Operations Corp.	2016-1502-IHW-E	HARRIS	7/12/2017	\$90,938	\$18,187	\$72,751	\$0
<b>Subtotal for IHWHL : 9</b>						<b>\$161,227</b>	<b>\$31,493</b>	<b>\$109,980</b>	<b>\$19,754</b>

## Singles Programs

## Appendix 7: List of Administrative Orders Issued - FY2017

Date Range Selected : 9/1/2016 - 8/31/2017

PGM	Case No.	Respondent Name	Docket#	County	Order Date	Penalty Assessed	Penalty Deferred	Payable Amount	SEP Offset
MSW	43406	STONE, THOMAS H	2015-1027-MSW-E	ARCHER	9/13/2016	\$337,500	\$333,900	\$3,600	\$0
MSW	51433	AFFORDABLE SAND AND MATERIAL LLC	2015-1695-MSW-E	HUNT	9/13/2016	\$1,312	\$0	\$1,312	\$0
MSW	51915	O NEAL, RANDY	2016-0273-MSW-E	HAMILTON	9/20/2016	\$1,312	\$262	\$1,050	\$0
MSW	51528	MANLEY, PAUL *	2015-1699-MSW-E	GRIMES	9/20/2016	\$1,000	\$0	\$1,000	\$0
MSW	52143	Matthew Tamplen Construction, LLC *	2016-0501-MSW-E	WILBARGER	9/27/2016	\$1,250	\$250	\$1,000	\$0
MSW	51421	IESI Tx Landfill LP	2015-1686-MSW-E	JOHNSON	9/29/2016	\$7,875	\$1,575	\$3,150	\$3,150
MSW	47851	Rgv Group Tire Recycling, LLC	2013-1973-MSW-E	HIDALGO	10/4/2016	\$44,888	\$0	\$44,888	\$0
MSW	52564	City of La Grulla	2016-0940-MSW-E	STARR	10/18/2016	\$1,250	\$250	\$1,000	\$0
MSW	52048	HENRY & SONS CONSTRUCTION COMPANY, INC.	2016-0409-MSW-E	JEFFERSON	10/25/2016	\$787	\$157	\$630	\$0
MSW	50035	Juan Ortiz *	2015-0196-MSW-E	CAMERON	10/26/2016	\$7,650	\$1,530	\$6,120	\$0
MSW	52021	KYLE, STAN H	2016-0377-MSW-E	SHELBY	11/8/2016	\$1,312	\$0	\$1,312	\$0
MSW	46966	PEREZ, GILBERT V	2015-1576-MSW-E	FRIO	11/8/2016	\$6,500	\$0	\$6,500	\$0
MSW	52185	SIMONS, CHAD *	2016-0547-MSW-E	LLANO	12/9/2016	\$24,833	\$0	\$24,833	\$0
MSW	52142	COWBOY FOUNDATIONS AND CONSTRUCTION, INC. *	2016-0506-MSW-E	BEXAR	12/9/2016	\$16,875	\$3,375	\$13,500	\$0
MSW	52411	DELEON, JOSE LIBRADO	2016-0806-MSW-E	GUADALUPE	12/13/2016	\$3,750	\$750	\$3,000	\$0
MSW	53310	TILLMAN, MARVIN E	2016-1670-WOC-E	LAMB	1/4/2017	\$175	\$0	\$175	\$0
MSW	52286	City of San Juan	2016-0663-MSW-E	HIDALGO	1/20/2017	\$75,000	\$0	\$0	\$75,000
MSW	50416	DELARA LANDSCAPING, INC	2015-0611-MLM-E	TRAVIS	1/20/2017	\$14,501	\$2,900	\$11,601	\$0
MSW	52413	State Rubber And Environmental Solutions, LLC	2016-0775-MSW-E	YOAKUM	1/20/2017	\$10,125	\$2,025	\$8,100	\$0
MSW	52699	SEYMOUR, JOHN P	2016-1083-MSW-E	LUBBOCK	1/31/2017	\$3,603	\$720	\$2,883	\$0
MSW	51580	Np Community Development Corp.	2015-1755-MSW-E	DALLAS	2/7/2017	\$70,313	\$66,713	\$3,600	\$0
MSW	52162	BURCH, JUSTIN *	2016-0529-MSW-E	MASON	2/14/2017	\$2,500	\$500	\$2,000	\$0
MSW	52209	RENFRO, JOHN DAVID	2016-0574-MSW-E	ANGELINA	2/14/2017	\$938	\$0	\$938	\$0
MSW	43046	ECKERT, PATTY	2016-0325-MSW-E	KIMBLE	2/22/2017	\$29,250	\$0	\$29,250	\$0
MSW	51263	Jackson County	2015-1511-MSW-E	JACKSON	2/22/2017	\$19,563	\$3,912	\$0	\$15,651
MSW	51397	Saguaro, Corp.	2015-1544-MSW-E	EL PASO	2/22/2017	\$27,199	\$0	\$27,199	\$0
MSW	52272	TYSON, MICHELLE *	2016-0650-MSW-E	MCCULLOCH	2/22/2017	\$1,313	\$0	\$1,313	\$0
MSW	51907	Jeffco Reclamation & Storage, LLC *	2016-0247-MSW-E	JEFFERSON	3/9/2017	\$11,812	\$2,362	\$9,450	\$0
MSW	50856	Zahn Enterprises, Inc.	2015-1124-MSW-E	LUBBOCK	3/14/2017	\$2,813	\$0	\$2,813	\$0
MSW	53323	City of Amherst	2016-1833-MSW-E	LAMB	3/28/2017	\$578	\$115	\$463	\$0
MSW	52390	Southwest Landfill TX, LP	2016-0760-MSW-E	RANDALL	4/13/2017	\$13,500	\$2,700	\$10,800	\$0
MSW	53432	Fisherbilt Custom Haulers, LLC	2016-1786-MSW-E	BELL	4/25/2017	\$1,187	\$237	\$950	\$0
MSW	46486	ROSAS, MARIA E	2015-1836-MSW-E	HUDSPETH	5/4/2017	\$100	\$0	\$100	\$0
MSW	53023	Duval County	2016-1398-MSW-E	DUVAL	5/4/2017	\$13,725	\$2,745	\$10,980	\$0
MSW	52972	BAYMON ACME LP	2016-1344-MSW-E	COLLIN	5/4/2017	\$9,500	\$0	\$9,500	\$0
MSW	53412	Laurie Martinez	2016-1768-MSW-E	RANDALL	5/9/2017	\$3,750	\$750	\$3,000	\$0
MSW	48794	City of Big Lake	2015-1385-MSW-E	REAGAN	5/11/2017	\$31,675	\$0	\$31,675	\$0
MSW	53448	ECKERT, PATTY	2016-1809-MSW-E	KIMBLE	6/6/2017	\$1,312	\$0	\$1,312	\$0

## Singles Programs

## Appendix 7: List of Administrative Orders Issued - FY2017

Date Range Selected : 9/1/2016 - 8/31/2017

PGM	Case No.	Respondent Name	Docket#	County	Order Date	Penalty Assessed	Penalty Deferred	Payable Amount	SEP Offset
MSW	53766	Piccirillo, Ltd.	2016-2120-MSW-E	HIDALGO	6/6/2017	\$1,250	\$250	\$1,000	\$0
MSW	53780	City Of Littlefield	2017-0092-MSW-E	LAMB	6/6/2017	\$1,000	\$200	\$800	\$0
MSW	53712	BLACK, BRIAN KEITH	2016-2073-MSW-E	ORANGE	6/6/2017	\$1,187	\$237	\$950	\$0
MSW	53816	ZAMARIPPA, FERNANDO	2017-0025-MSW-E	POTTER	6/6/2017	\$3,937	\$787	\$3,150	\$0
MSW	50283	DEMBY, RUBY *	2015-0457-MSW-E	TARRANT	6/13/2017	\$0	\$0	\$0	\$0
MSW	53025	Green Ground LLC *	2016-1397-MSW-E	TARRANT	6/20/2017	\$4,349	\$869	\$3,480	\$0
MSW	53356	City of Port Arthur	2016-1895-MSW-E	JEFFERSON	6/20/2017	\$938	\$187	\$751	\$0
MSW	53719	BARAY, LORETTA A *	2016-2077-MLM-E	EL PASO	6/20/2017	\$1,574	\$314	\$1,260	\$0
MSW	53127	JURADO, PEDRO PABLO	2016-1636-MSW-E	HIDALGO	7/12/2017	\$33,750	\$0	\$33,750	\$0
MSW	53372	LANCASTER, JOHN	2016-1725-MSW-E	BELL	7/12/2017	\$1,312	\$0	\$1,312	\$0
MSW	52387	DITTMAN, DON W	2016-0912-MSW-E	REAGAN	7/27/2017	\$24,150	\$0	\$24,150	\$0
MSW	53560	Maverick County	2017-0039-MSW-E	MAVERICK	7/27/2017	\$37,500	\$7,500	\$0	\$30,000
MSW	53257	Liquid Environmental Solutions of Texas, LLC	2016-1604-MSW-E	TRAVIS	8/1/2017	\$750	\$150	\$600	\$0
MSW	53862	Karen Risler	2017-0080-MSW-E	TRINITY	8/1/2017	\$250	\$50	\$200	\$0
<b>Subtotal for MSW : 52</b>						<b>\$914,473</b>	<b>\$438,272</b>	<b>\$352,400</b>	<b>\$123,801</b>
OL	51543	Roger Alan Biggs	2015-1712-LII-E	DENTON	9/13/2016	\$609	\$0	\$609	\$0
OL	51493	IVEY, KENNETH M	2015-1667-LII-E	LUBBOCK	9/20/2016	\$936	\$0	\$936	\$0
OL	52743	WAMPLER, CARL W	2016-1124-WOC-E	LUBBOCK	9/27/2016	\$175	\$0	\$175	\$0
OL	52565	GRIFFIN, AUDREY C	2016-0955-LII-E	TARRANT	11/8/2016	\$751	\$150	\$601	\$0
OL	53241	Marco A. Esquivel Ojeda	2016-1598-WOC-E	PALO PINTO	12/6/2016	\$175	\$0	\$175	\$0
OL	53253	FULLER, PAUL	2016-1606-WOC-E	WILLIAMSON	12/6/2016	\$175	\$0	\$175	\$0
OL	53254	Nain Mondragon	2016-1607-WOC-E	COLLIN	12/6/2016	\$175	\$0	\$175	\$0
OL	53055	HUDDLESTON, CASEY J	2016-1419-WOC-E	CALLAHAN	12/6/2016	\$175	\$0	\$175	\$0
OL	51782	NOBOA, PEDRO A	2016-0118-LII-E	FORT BEND	12/6/2016	\$3,440	\$688	\$2,752	\$0
OL	52163	VALADEZ, JOSE D	2016-0511-LII-E	WILLIAMSON	12/9/2016	\$262	\$0	\$262	\$0
OL	50778	Ronald Glen Hillger	2015-1012-LII-E	PARKER	12/9/2016	\$250	\$0	\$250	\$0
OL	53479	YOUNG, PAUL R	2016-1836-WOC-E	BELL	1/10/2017	\$175	\$0	\$175	\$0
OL	50007	Serene Scenes, LLC *	2015-0200-LII-E	TRAVIS	2/22/2017	\$11,213	\$0	\$11,213	\$0
OL	51813	MCIVER, MICHAEL V I	2016-0152-LII-E	NUECES	3/9/2017	\$1,530	\$0	\$1,530	\$0
OL	53990	Justin D. Dodson	2017-0218-LII-E	RANDALL	4/11/2017	\$175	\$0	\$175	\$0
OL	52882	HAZLEWOOD, GEORGE RICHARD	2016-1267-LII-E	DENTON	4/11/2017	\$949	\$0	\$949	\$0
OL	54011	Aaron Echaniz	2017-0237-LII-E	EL PASO	5/9/2017	\$175	\$0	\$175	\$0
OL	53799	MONTGOMERY, TROY D	2017-0012-LII-E	HOOD	6/6/2017	\$226	\$45	\$181	\$0
OL	53819	ANDERTON, JIMMIE W	2017-0032-LII-E	HUNT	6/20/2017	\$766	\$153	\$613	\$0
OL	51625	Dfw Pro Lawn Care, LLC	2015-1810-LII-E	TARRANT	6/20/2017	\$250	\$0	\$250	\$0
OL	53264	GONZALEZ, BOBBY JOE	2016-1641-WOC-E	DUVAL	7/11/2017	\$2,446	\$489	\$1,957	\$0
OL	53794	WILLIAMS, JAKE R	2017-0013-LII-E	DENTON	7/11/2017	\$312	\$62	\$250	\$0
OL	53910	RAMIREZ, MARTIN JR	2017-0136-LII-E	GUADALUPE	8/22/2017	\$1,616	\$323	\$1,293	\$0

## Singles Programs

## Appendix 7: List of Administrative Orders Issued - FY2017

Date Range Selected : 9/1/2016 - 8/31/2017

PGM	Case No.	Respondent Name	Docket#	County	Order Date	Penalty Assessed	Penalty Deferred	Payable Amount	SEP Offset
<b>Subtotal for OL : 23</b>						<b>\$26,956</b>	<b>\$1,910</b>	<b>\$25,046</b>	<b>\$0</b>
PST	51411	RJMD Enterprises Inc	2015-1561-PST-E	HARRIS	9/6/2016	\$5,164	\$0	\$5,164	\$0
PST	50589	Temple Fuel Inc.	2015-0880-PST-E	BELL	9/6/2016	\$6,750	\$0	\$6,750	\$0
PST	51159	AIZ CORPORATION	2015-1287-PST-E	HARRIS	9/6/2016	\$4,500	\$0	\$4,500	\$0
PST	50640	FUEL CENTERS ENVIRONMENTAL MANAGEMENT, LLC	2015-0850-PST-E	COLLIN	9/6/2016	\$5,129	\$0	\$5,129	\$0
PST	51341	KHEY, RATHANA SAREY	2015-1487-PST-E	HARRISON	9/13/2016	\$32,073	\$0	\$32,073	\$0
PST	51176	KRZ Texas Enterprise Inc.	2015-1305-PST-E	HUNT	9/13/2016	\$14,859	\$0	\$14,859	\$0
PST	51095	Allied Waste Services of Fort Worth, LLC	2015-1334-PST-E	TARRANT	9/13/2016	\$40,419	\$8,083	\$16,168	\$16,168
PST	51379	MIDWAY AUTOMOTIVE, INC.	2015-1526-PST-E	WILSON	9/13/2016	\$8,500	\$0	\$8,500	\$0
PST	51359	Peshawar Inc	2015-1503-PST-E	ORANGE	9/13/2016	\$14,772	\$2,954	\$11,818	\$0
PST	51079	DICKERSON, GREGORY W	2015-1199-PST-E	HARDEMAN	9/20/2016	\$4,500	\$0	\$4,500	\$0
PST	52439	City of Sherman	2016-0813-PST-E	GRAYSON	9/20/2016	\$4,500	\$900	\$3,600	\$0
PST	52353	RAKIN, LLC	2016-0727-PST-E	JEFFERSON	9/20/2016	\$2,807	\$561	\$2,246	\$0
PST	52334	LBM & M LLC	2016-0701-PST-E	HENDERSON	9/20/2016	\$4,254	\$850	\$3,404	\$0
PST	52233	City Of Midland	2016-0636-PST-E	MIDLAND	9/20/2016	\$2,813	\$562	\$2,251	\$0
PST	51885	BZSTAR'S 2, INC.	2016-0224-PST-E	DALLAS	9/20/2016	\$6,375	\$0	\$6,375	\$0
PST	52587	JLPORT LLC	2016-0968-PST-E	HIDALGO	9/27/2016	\$3,504	\$700	\$2,804	\$0
PST	52151	NADEEM, MOHAMMED	2016-0509-PST-E	SAN JACINTO	9/27/2016	\$3,692	\$738	\$2,954	\$0
PST	51451	Texas Health Arlington Memorial Hospital	2015-1607-PST-E	TARRANT	9/27/2016	\$3,000	\$600	\$2,400	\$0
PST	52431	East Central Independent School District	2016-0804-PST-E	BEXAR	9/27/2016	\$3,375	\$675	\$2,700	\$0
PST	52388	Baylor Health Care System	2016-0757-PST-E	TARRANT	9/27/2016	\$2,813	\$562	\$2,251	\$0
PST	52288	CHIEF'S STORE & RESTAURANT LLC	2016-0662-PST-E	WEBB	9/27/2016	\$2,568	\$513	\$2,055	\$0
PST	52305	SHEZA IZEL INC.	2016-0684-PST-E	BEXAR	9/27/2016	\$6,750	\$1,350	\$5,400	\$0
PST	52370	Performance Food Group, Inc.	2016-0777-PST-E	VICTORIA	9/27/2016	\$3,000	\$600	\$2,400	\$0
PST	52546	PLEASANTON STOP, INC.	2016-0900-PST-E	BEXAR	9/27/2016	\$4,188	\$837	\$3,351	\$0
PST	52322	SES HOLDINGS, LLC	2016-0696-PST-E	WEBB	9/27/2016	\$4,734	\$946	\$3,788	\$0
PST	52416	Mt. Vernon Enterprises, Inc.	2016-0799-PST-E	FRANKLIN	9/27/2016	\$3,380	\$676	\$2,704	\$0
PST	52548	Old Dominion Freight Line, Inc.	2016-0919-PST-E	WEBB	9/27/2016	\$3,000	\$600	\$2,400	\$0
PST	52542	EULESS PENNSAVER INC	2016-0898-PST-E	TARRANT	9/27/2016	\$2,438	\$487	\$1,951	\$0
PST	52246	BAYTOWN TRAVEL CENTER, L.L.C.	2016-0618-PST-E	HARRIS	9/27/2016	\$3,750	\$750	\$3,000	\$0
PST	52533	Blue Bell Creameries, L.P.	2016-0890-PST-E	TARRANT	9/27/2016	\$3,375	\$675	\$2,700	\$0
PST	50498	Alauddin Investments, Inc.	2015-0701-PST-E	BEXAR	9/29/2016	\$19,687	\$0	\$19,687	\$0
PST	51959	A & K Enterprises, Inc.	2016-0301-PST-E	WHARTON	9/29/2016	\$13,794	\$2,758	\$11,036	\$0
PST	51558	Rasso's Lytle Corporation	2015-1728-PST-E	ATASCOSA	10/11/2016	\$7,006	\$0	\$7,006	\$0
PST	51835	SARVODAY ENTERPRISES LLC	2016-0165-PST-E	BEXAR	10/11/2016	\$85,600	\$0	\$85,600	\$0
PST	51963	MARISOL MGT. LLC	2016-0305-PST-E	WEBB	10/11/2016	\$7,734	\$1,546	\$6,188	\$0
PST	51983	SAVYAN, INC.	2016-0332-PST-E	BRAZORIA	10/11/2016	\$3,750	\$0	\$3,750	\$0
PST	52182	Kwik Chek Food Stores, Inc.	2016-0542-PST-E	GRAYSON	10/11/2016	\$8,438	\$1,687	\$6,751	\$0

## Singles Programs

## Appendix 7: List of Administrative Orders Issued - FY2017

Date Range Selected : 9/1/2016 - 8/31/2017

PGM	Case No.	Respondent Name	Docket#	County	Order Date	Penalty Assessed	Penalty Deferred	Payable Amount	SEP Offset
PST	51120	FUEL CENTERS ENVIRONMENTAL MANAGEMENT, LLC	2015-1311-PST-E	COLLIN	10/11/2016	\$10,758	\$0	\$10,758	\$0
PST	51088	Speedexx Enterprise Inc.	2015-1222-PST-E	HARRIS	10/11/2016	\$24,106	\$10,189	\$13,917	\$0
PST	51643	Ideal Business, Inc.	2015-1797-PST-E	HARRIS	10/11/2016	\$7,701	\$1,540	\$6,161	\$0
PST	49202	BATESVILLE ONE STOP INC	2014-1237-PST-E	ZAVALA	10/11/2016	\$3,750	\$0	\$3,750	\$0
PST	50519	CHA, MYUNG CHA	2015-0713-PST-E	JIM WELLS	10/11/2016	\$19,387	\$0	\$19,387	\$0
PST	52014	Sherena Corporation	2016-0368-PST-E	TRAVIS	10/18/2016	\$5,809	\$1,161	\$4,648	\$0
PST	52560	GREENS MART INC.	2016-0938-PST-E	HARRIS	10/18/2016	\$2,974	\$594	\$2,380	\$0
PST	52601	Nat's Quick Stop Inc	2016-0987-PST-E	HOPKINS	10/18/2016	\$4,500	\$900	\$3,600	\$0
PST	52290	MAHAJAN SHAH, LLC	2016-0657-PST-E	MONTGOMERY	10/18/2016	\$6,900	\$1,380	\$5,520	\$0
PST	52279	HALE CENTER COOP SUPPLY	2016-0642-PST-E	HALE	10/18/2016	\$2,813	\$562	\$2,251	\$0
PST	52248	BIRUWA INC	2016-0653-PST-E	TARRANT	10/18/2016	\$4,500	\$900	\$3,600	\$0
PST	52402	Quail Valley Utility District	2016-0781-PST-E	FORT BEND	10/18/2016	\$3,750	\$750	\$3,000	\$0
PST	52168	Jefferson County	2016-0518-PST-E	JEFFERSON	10/18/2016	\$4,301	\$860	\$3,441	\$0
PST	51256	Aaina Enterprises Inc.	2015-1387-PST-E	SMITH	10/25/2016	\$3,879	\$775	\$3,104	\$0
PST	51823	City of Roma	2016-0192-PST-E	STARR	10/26/2016	\$7,501	\$1,500	\$6,001	\$0
PST	51773	Wal-Mart Stores Texas, LLC	2016-0108-PST-E	TARRANT	10/26/2016	\$15,482	\$3,096	\$12,386	\$0
PST	52253	WITT, WILLARD G	2016-0614-PST-E	LYNN	10/26/2016	\$21,482	\$4,296	\$17,186	\$0
PST	51239	VM and AM Holdings Inc	2015-1479-PST-E	HARRISON	10/26/2016	\$15,934	\$3,186	\$12,748	\$0
PST	51769	DRY CREEK SHELL LLC	2016-0094-PST-E	TRAVIS	10/26/2016	\$13,552	\$0	\$13,552	\$0
PST	51639	DEWEYVILLE OIL COMPANY	2015-1800-PST-E	JEFFERSON	10/26/2016	\$7,750	\$1,550	\$6,200	\$0
PST	51223	CHAKLASHIA ENTERPRISES, INC.	2015-1464-PST-E	HARRIS	10/26/2016	\$3,750	\$0	\$3,750	\$0
PST	51513	Far East Partners, Inc.	2015-1828-PST-E	DENTON	10/26/2016	\$11,982	\$2,396	\$9,586	\$0
PST	51753	MARTY MECHANICAL, INC.	2016-0141-PST-E	ROCKWALL	11/8/2016	\$58,690	\$11,738	\$46,952	\$0
PST	51469	CASTILLO, ROSA	2015-1655-PST-E	BEXAR	11/8/2016	\$20,000	\$16,400	\$3,600	\$0
PST	52442	MOLINA'S COUNTRY STORE, INC.	2016-0810-PST-E	WEBB	11/8/2016	\$6,000	\$1,200	\$4,800	\$0
PST	52235	S.S.G. Fuel Service, Inc.	2016-0605-PST-E	HARRIS	11/8/2016	\$11,250	\$2,250	\$9,000	\$0
PST	49740	Sparkle Development, L.L.C.	2014-1786-PST-E	DALLAS	11/8/2016	\$2,438	\$487	\$1,951	\$0
PST	52541	Silpak, Inc.	2016-0897-PST-E	DELTA	11/8/2016	\$3,000	\$600	\$2,400	\$0
PST	52389	AYNA INTERNATIONAL, LLC *	2016-0758-PST-E	JEFFERSON	11/8/2016	\$4,875	\$975	\$3,900	\$0
PST	51981	Exxon Mobil Corporation	2016-0326-PST-E	HARRIS	11/8/2016	\$54,861	\$10,972	\$21,945	\$21,944
PST	52437	TEXAS GIANT KIM'S, INC.	2016-0864-PST-E	BOWIE	11/8/2016	\$4,500	\$900	\$3,600	\$0
PST	52647	Bee County	2016-1018-PST-E	BEE	11/8/2016	\$2,438	\$487	\$0	\$1,951
PST	52346	11 STARS INC	2016-0723-PST-E	BEXAR	11/8/2016	\$4,050	\$810	\$3,240	\$0
PST	52176	Dennis Porter, Inc.	2016-0526-PST-E	ANDREWS	11/8/2016	\$76,730	\$15,346	\$61,384	\$0
PST	51439	Dupre Logistics L L C	2015-1599-PST-E	HARRIS	11/8/2016	\$2,961	\$0	\$2,961	\$0
PST	52224	PAPAS SMOKEN WHOOP STOP LLC	2016-0587-PST-E	BASTROP	11/8/2016	\$4,875	\$975	\$3,900	\$0
PST	51853	Brazos Valley Petroleum Corporation	2016-0193-PST-E	ORANGE	11/8/2016	\$6,750	\$1,350	\$5,400	\$0
PST	52183	ALAM, JAHANGIR	2016-0541-PST-E	DENTON	11/8/2016	\$3,382	\$676	\$2,706	\$0

## Singles Programs

## Appendix 7: List of Administrative Orders Issued - FY2017

Date Range Selected : 9/1/2016 - 8/31/2017

PGM	Case No.	Respondent Name	Docket#	County	Order Date	Penalty Assessed	Penalty Deferred	Payable Amount	SEP Offset
PST	52357	AL-Hamd Diversified, L.C.	2016-0729-PST-E	HARRIS	11/8/2016	\$2,438	\$487	\$1,951	\$0
PST	52250	Prince International, Inc.	2016-0616-PST-E	GALVESTON	11/8/2016	\$7,123	\$1,424	\$5,699	\$0
PST	52336	Straus Systems, Inc.	2016-0712-PST-E	FORT BEND	11/8/2016	\$8,922	\$1,784	\$7,138	\$0
PST	46077	Chau Management, Inc.	2013-0187-PST-E	CALHOUN	11/8/2016	\$19,558	\$0	\$19,558	\$0
PST	51770	Malber, L.Lc.	2016-0127-PST-E	EL PASO	11/8/2016	\$5,250	\$1,050	\$4,200	\$0
PST	52445	HIMALAYAN SHERPA, INC.	2016-0815-PST-E	ELLIS	11/8/2016	\$4,500	\$900	\$3,600	\$0
PST	52164	Mardini Holdings, Inc	2016-0523-PST-E	PARKER	11/8/2016	\$5,500	\$1,100	\$4,400	\$0
PST	52719	ASIL ENTERPRISES INC.	2016-1096-PST-E	BRAZORIA	11/8/2016	\$2,438	\$487	\$1,951	\$0
PST	52489	Anh P. Brown Corporation	2016-0863-PST-E	TRAVIS	11/8/2016	\$6,750	\$1,350	\$5,400	\$0
PST	52146	City of Freeport	2016-0498-PST-E	BRAZORIA	11/8/2016	\$3,000	\$600	\$2,400	\$0
PST	52406	Meghani Holdings, LLC	2016-0776-PST-E	BEXAR	11/8/2016	\$3,375	\$675	\$2,700	\$0
PST	52396	United Drive Inn No. 7, LLC	2016-0761-PST-E	HIDALGO	11/8/2016	\$4,500	\$900	\$3,600	\$0
PST	52302	Mclane Company, Inc.	2016-0687-PST-E	BELL	11/8/2016	\$9,000	\$1,800	\$7,200	\$0
PST	49757	BEACON BAY MARINA, LLC	2014-1801-PST-E	POLK	11/16/2016	\$14,975	\$2,995	\$11,980	\$0
PST	48711	Kolkhorst Petroleum Company	2014-0730-PST-E	GRIMES	11/16/2016	\$46,975	\$9,395	\$37,580	\$0
PST	51797	HIRA LAKHANI HOLDINGS, INC.	2016-0126-PST-E	GALVESTON	11/16/2016	\$9,375	\$0	\$9,375	\$0
PST	52509	EVERGREEN A&F LLC	2016-0879-PST-E	WISE	11/16/2016	\$14,439	\$2,887	\$11,552	\$0
PST	51658	BSW Investments LLC	2015-1817-PST-E	MATAGORDA	11/16/2016	\$32,063	\$6,412	\$25,651	\$0
PST	52070	P & D Business LLC	2016-0416-PST-E	HUNT	11/16/2016	\$8,188	\$1,637	\$6,551	\$0
PST	50524	Chapman Inc.	2015-0727-PST-E	GRAYSON	11/18/2016	\$10,672	\$0	\$10,672	\$0
PST	51984	Kas Investments, Ltd.	2016-0331-PST-E	BRAZORIA	11/29/2016	\$5,325	\$0	\$5,325	\$0
PST	52539	NEPALKO, INC	2016-0895-PST-E	JOHNSON	12/6/2016	\$4,875	\$975	\$3,900	\$0
PST	52653	City of Fort Worth	2016-1034-PST-E	TARRANT	12/6/2016	\$3,750	\$750	\$3,000	\$0
PST	52540	Sunsilk Investments LLC	2016-0896-PST-E	SMITH	12/6/2016	\$4,400	\$880	\$3,520	\$0
PST	52438	KAMILA INVESTMENTS, INC.	2016-0816-PST-E	BEXAR	12/6/2016	\$6,750	\$1,350	\$5,400	\$0
PST	52520	ABF Freight System, Inc.	2016-0888-PST-E	HARRIS	12/6/2016	\$4,313	\$862	\$1,726	\$1,725
PST	52970	Oil Patch Petroleum, Inc.	2016-1339-PST-E	NUECES	12/6/2016	\$1,295	\$259	\$1,036	\$0
PST	52912	RASHID, IRAM A	2016-1295-PST-E	BROWN	12/6/2016	\$3,000	\$600	\$2,400	\$0
PST	52589	A-PLANTS PLUS, L.L.C.	2016-0966-PST-E	MCLENNAN	12/6/2016	\$6,630	\$1,326	\$5,304	\$0
PST	52571	ISA & Taghreed Enterprises, Inc.	2016-0934-PST-E	FORT BEND	12/6/2016	\$4,375	\$875	\$3,500	\$0
PST	52826	Naskal Investments, Inc.	2016-1206-PST-E	ELLIS	12/6/2016	\$4,875	\$975	\$3,900	\$0
PST	52417	Mona Enterprises, Inc.	2016-0785-PST-E	HARRIS	12/6/2016	\$7,363	\$1,472	\$5,891	\$0
PST	52615	Southern Foods Group, LLC	2016-0995-PST-E	HIDALGO	12/6/2016	\$2,813	\$562	\$2,251	\$0
PST	51939	City of Arlington	2016-0282-PST-E	TARRANT	12/6/2016	\$2,813	\$562	\$0	\$2,251
PST	52212	JONES, KERRY F	2016-0586-PST-E	WINKLER	12/6/2016	\$6,000	\$0	\$6,000	\$0
PST	50094	Judson Ventures Inc	2015-0251-PST-E	BEXAR	12/6/2016	\$2,356	\$471	\$1,885	\$0
PST	52221	NIMAT ENTERPRISE, INC.	2016-0584-PST-E	TARRANT	12/6/2016	\$4,876	\$975	\$3,901	\$0
PST	52481	Star Houston, Inc.	2016-0917-PST-E	HARRIS	12/6/2016	\$3,673	\$734	\$2,939	\$0

## Singles Programs

## Appendix 7: List of Administrative Orders Issued - FY2017

Date Range Selected : 9/1/2016 - 8/31/2017

PGM	Case No.	Respondent Name	Docket#	County	Order Date	Penalty Assessed	Penalty Deferred	Payable Amount	SEP Offset
PST	52391	FAMOUS INC.	2016-0759-PST-E	JEFFERSON	12/6/2016	\$4,733	\$946	\$3,787	\$0
PST	52347	Anitrio, Inc.	2016-0715-PST-E	ELLIS	12/6/2016	\$3,000	\$600	\$2,400	\$0
PST	52506	STOCKDALE ENTERPRISES, L.L.C.	2016-0874-PST-E	GUADALUPE	12/6/2016	\$3,375	\$675	\$2,700	\$0
PST	52487	RAMIREZ, EDUARDO	2016-0855-PST-E	HIDALGO	12/6/2016	\$3,504	\$700	\$2,804	\$0
PST	52595	Pat Baker Company Inc.	2016-0978-PST-E	GUADALUPE	12/6/2016	\$2,438	\$487	\$1,951	\$0
PST	52507	Scott & White Healthcare	2016-0873-PST-E	BELL	12/6/2016	\$3,938	\$787	\$3,151	\$0
PST	52502	S & S B ENTERPRISES INC.	2016-0871-PST-E	BEXAR	12/6/2016	\$3,375	\$675	\$2,700	\$0
PST	52690	Om & Dev Shah, LLC	2016-1059-PST-E	GALVESTON	12/6/2016	\$4,815	\$963	\$3,852	\$0
PST	52617	Rodriguez Store No. 2, Inc.	2016-0996-PST-E	STARR	12/6/2016	\$3,563	\$712	\$2,851	\$0
PST	52339	M & S BROTHERS, INC.	2016-0709-PST-E	ORANGE	12/6/2016	\$6,986	\$1,397	\$5,589	\$0
PST	52194	MP PATEL GROUP, INC.	2016-0560-PST-E	TARRANT	12/6/2016	\$5,625	\$1,125	\$4,500	\$0
PST	52766	BKD Ventures LLC	2016-1146-PST-E	BEXAR	12/6/2016	\$2,438	\$487	\$1,951	\$0
PST	52658	HUYNH, CHO	2016-1038-PST-E	TRINITY	12/6/2016	\$3,504	\$700	\$2,804	\$0
PST	52461	SANCHEZ, IDALIA	2016-0819-PST-E	BEXAR	12/6/2016	\$5,529	\$1,105	\$4,424	\$0
PST	52359	SAAD & SIDRA, LLC	2016-0768-PST-E	SMITH	12/6/2016	\$2,567	\$513	\$2,054	\$0
PST	52218	Federal Aviation Administration	2016-0599-PST-E	HARRIS	12/6/2016	\$7,126	\$0	\$7,126	\$0
PST	52338	Philecon, Inc.	2016-0711-PST-E	FRANKLIN	12/6/2016	\$6,879	\$1,375	\$5,504	\$0
PST	52275	Walden Minimart, Inc.	2016-0644-PST-E	VICTORIA	12/6/2016	\$5,004	\$1,000	\$4,004	\$0
PST	52603	SAENZ, EXIQUIO	2016-0984-PST-E	STARR	12/6/2016	\$5,438	\$1,087	\$4,351	\$0
PST	52604	MANGAT, DALJINDER	2016-0985-PST-E	HILL	12/6/2016	\$3,975	\$795	\$3,180	\$0
PST	52535	MAYFAIR USA INVESTMENT, INC.	2016-0891-PST-E	GALVESTON	12/6/2016	\$7,313	\$1,462	\$5,851	\$0
PST	52702	S TUM CORPORATION	2016-1078-PST-E	BRAZORIA	12/9/2016	\$9,470	\$1,894	\$7,576	\$0
PST	52106	PRICEWISE LLC	2016-0504-PST-E	JEFFERSON	12/9/2016	\$7,818	\$1,563	\$6,255	\$0
PST	52066	New Bernard, LLC	2016-0432-PST-E	BRAZORIA	12/9/2016	\$17,968	\$3,593	\$14,375	\$0
PST	52247	Circle K Stores Inc.	2016-0617-PST-E	*MULTIPLE	12/9/2016	\$20,100	\$4,020	\$16,080	\$0
PST	52216	TARK-CEP LLC	2016-0581-PST-E	TITUS	12/9/2016	\$9,000	\$1,800	\$7,200	\$0
PST	52557	KAUR, SANDEEP	2016-0928-PST-E	GRAYSON	12/9/2016	\$8,755	\$1,751	\$7,004	\$0
PST	50591	FAROOQUI, MUKHTAR	2015-0795-PST-E	HARRIS	12/9/2016	\$6,250	\$0	\$6,250	\$0
PST	51982	ARNY BUSINESS LLC	2016-0329-PST-E	BRAZORIA	12/9/2016	\$7,688	\$0	\$7,688	\$0
PST	52226	Silver Tree Developments #3, LLC	2016-0594-PST-E	BEXAR	12/9/2016	\$9,750	\$1,950	\$7,800	\$0
PST	51898	CHAKLASHIA ENTERPRISES, INC.	2016-0239-PST-E	BRAZORIA	12/9/2016	\$9,500	\$0	\$9,500	\$0
PST	49289	LCTL, LLC	2014-1311-PST-E	IRION	12/9/2016	\$16,071	\$0	\$16,071	\$0
PST	52393	CIMARRON PRODUCE CORPORATION	2016-0762-PST-E	HIDALGO	12/9/2016	\$12,761	\$2,552	\$10,209	\$0
PST	52415	Sherman/Grayson Hospital, LLC	2016-0857-PST-E	GRAYSON	12/13/2016	\$5,468	\$1,093	\$4,375	\$0
PST	52755	YEAN, BONA *	2016-1134-PST-E	CORYELL	12/13/2016	\$2,568	\$513	\$2,055	\$0
PST	52366	YOAKUM, INC.	2016-1000-PST-E	DEWITT	12/13/2016	\$4,629	\$925	\$3,704	\$0
PST	52821	CLIFTON, JOE D	2016-1164-PST-E	CASS	12/13/2016	\$2,551	\$510	\$2,041	\$0
PST	52802	Rockwall Ind School Dist	2016-1191-PST-E	ROCKWALL	12/13/2016	\$3,488	\$697	\$2,791	\$0

## Singles Programs

## Appendix 7: List of Administrative Orders Issued - FY2017

Date Range Selected : 9/1/2016 - 8/31/2017

PGM	Case No.	Respondent Name	Docket#	County	Order Date	Penalty Assessed	Penalty Deferred	Payable Amount	SEP Offset
PST	52354	TFA Management, LLC	2016-0732-PST-E	HARRIS	12/13/2016	\$4,500	\$900	\$3,600	\$0
PST	53108	SS & SY Investments, Inc.	2016-1478-PST-E	WISE	12/13/2016	\$4,125	\$825	\$3,300	\$0
PST	52846	ASFIYA BUSINESS INC	2016-1215-PST-E	FORT BEND	12/13/2016	\$5,581	\$1,116	\$4,465	\$0
PST	52320	ZSS INVESTMENT INC	2016-0697-PST-E	BEXAR	12/13/2016	\$6,626	\$1,325	\$5,301	\$0
PST	52181	Ashmal Food Mart Inc.	2016-0704-PST-E	BELL	12/13/2016	\$2,813	\$562	\$2,251	\$0
PST	52422	H Sunny Inc.	2016-0791-PST-E	TARRANT	12/13/2016	\$7,256	\$1,451	\$5,805	\$0
PST	52744	Highway Transport Chemical, LLC	2016-1111-PST-E	HARRIS	12/13/2016	\$3,375	\$675	\$2,700	\$0
PST	52372	AllDoc's, Inc.	2016-0753-PST-E	HARRISON	12/13/2016	\$7,255	\$1,451	\$5,804	\$0
PST	52280	AARIC, LLC	2016-0655-PST-E	HARRIS	12/13/2016	\$5,439	\$1,087	\$4,352	\$0
PST	53029	ZERIQ MOMIN INC	2016-1393-PST-E	CORYELL	12/13/2016	\$3,375	\$675	\$2,700	\$0
PST	52709	NTA Enterprises, Inc.	2016-1171-PST-E	NAVARRO	12/13/2016	\$4,500	\$900	\$3,600	\$0
PST	52623	Pinak Corporation	2016-0998-PST-E	GALVESTON	12/13/2016	\$3,375	\$675	\$2,700	\$0
PST	52514	3Bvm Trinity, Inc.	2016-0883-PST-E	TARRANT	12/13/2016	\$3,375	\$675	\$2,700	\$0
PST	51700	Hampton Enterprises, LLC	2016-0030-PST-E	JEFFERSON	12/13/2016	\$5,114	\$1,022	\$4,092	\$0
PST	52717	Mansfield Independent School District	2016-1097-PST-E	JOHNSON	12/13/2016	\$3,750	\$750	\$3,000	\$0
PST	50397	Western Refining Wholesale, LLC	2015-0586-PST-E	EL PASO	12/13/2016	\$1,350	\$270	\$1,080	\$0
PST	52215	MANSOOR TRADING CORPORATION	2016-0583-PST-E	TITUS	12/13/2016	\$4,500	\$900	\$3,600	\$0
PST	52563	PEJOMA, LLC	2016-0933-PST-E	BEXAR	12/13/2016	\$3,504	\$700	\$2,804	\$0
PST	52949	JABALI, LAITH	2016-1320-PST-E	TARRANT	12/13/2016	\$4,500	\$900	\$3,600	\$0
PST	52510	Stuebner Express Inc.	2016-0880-PST-E	HARRIS	12/13/2016	\$5,114	\$1,022	\$4,092	\$0
PST	52790	SWAPNA ENTERPRISES INC.	2016-1156-PST-E	JOHNSON	12/13/2016	\$3,000	\$600	\$2,400	\$0
PST	52708	LAKEBY LLC	2016-1075-PST-E	MCLENNAN	12/13/2016	\$2,566	\$513	\$2,053	\$0
PST	52579	BARSOUM, NAHIA	2016-0949-PST-E	ROCKWALL	12/13/2016	\$3,375	\$675	\$2,700	\$0
PST	52616	Mount Olivet Cemetery Association	2016-0994-PST-E	TARRANT	12/13/2016	\$3,251	\$650	\$2,601	\$0
PST	52667	SEWA RO INC.	2016-1044-PST-E	ELLIS	12/13/2016	\$3,563	\$712	\$2,851	\$0
PST	52767	Kyle's Kwik Stop #5 LLC	2016-1150-PST-E	GREGG	12/13/2016	\$6,404	\$1,280	\$5,124	\$0
PST	52888	Simin Enterprises Inc.	2016-1268-PST-E	TRAVIS	12/13/2016	\$3,000	\$600	\$2,400	\$0
PST	52582	Pantry Convenience Stores, Inc.	2016-0959-PST-E	BEE	12/13/2016	\$6,000	\$1,200	\$4,800	\$0
PST	52807	Lakeoak Enterprise Inc.	2016-1184-PST-E	BEXAR	12/13/2016	\$3,375	\$675	\$2,700	\$0
PST	52679	LUCKY RIVER, INC.	2016-1093-PST-E	TARRANT	12/13/2016	\$3,375	\$675	\$2,700	\$0
PST	52626	Christus Health	2016-1004-PST-E	HARRIS	12/13/2016	\$4,688	\$937	\$3,751	\$0
PST	52674	Sweny, Inc.	2016-1050-PST-E	BEXAR	12/13/2016	\$3,130	\$626	\$2,504	\$0
PST	52511	G & R Kunwar Inc	2016-0881-PST-E	TARRANT	12/13/2016	\$7,461	\$1,492	\$5,969	\$0
PST	52810	SOUTHERN C-STORE CORPORATION	2016-1177-PST-E	DALLAS	12/13/2016	\$3,692	\$738	\$2,954	\$0
PST	52476	Danam Enterprises Inc.	2016-0850-PST-E	BEXAR	12/13/2016	\$5,688	\$1,137	\$4,551	\$0
PST	52355	Rajvir Petroleum Inc.	2016-0731-PST-E	GRAYSON	12/13/2016	\$3,375	\$675	\$2,700	\$0
PST	52500	Sprint Communications Company L.P.	2016-0869-PST-E	HARRIS	12/13/2016	\$3,375	\$675	\$2,700	\$0
PST	52895	Farmers Cooperative Society No. 1 of Jayton, Texas	2016-1274-PST-E	KENT	12/13/2016	\$3,251	\$650	\$2,601	\$0



## Singles Programs

## Appendix 7: List of Administrative Orders Issued - FY2017

Date Range Selected : 9/1/2016 - 8/31/2017

PGM	Case No.	Respondent Name	Docket#	County	Order Date	Penalty Assessed	Penalty Deferred	Payable Amount	SEP Offset
PST	52612	IZZY PROPERTIES, INC.	2016-0992-PST-E	GALVESTON	12/13/2016	\$3,750	\$750	\$3,000	\$0
PST	52837	JK & SONS INVESTMENTS INC	2016-1225-PST-E	BEXAR	1/4/2017	\$3,505	\$701	\$2,804	\$0
PST	53141	GONZALEZ, LUIS *	2016-1500-PST-E	HIDALGO	1/4/2017	\$6,879	\$1,375	\$5,504	\$0
PST	52684	NORTH TIMBERLAND EXPRESS, INC.	2016-1062-PST-E	ANGELINA	1/4/2017	\$6,750	\$1,350	\$5,400	\$0
PST	52787	Catholic Health Initiatives	2016-1196-PST-E	HARRIS	1/4/2017	\$2,438	\$487	\$1,951	\$0
PST	52760	Won Young America, Inc.	2016-1143-PST-E	TRAVIS	1/4/2017	\$3,375	\$675	\$2,700	\$0
PST	52726	SHERMON FOOD MART, INC	2016-1106-PST-E	GRAYSON	1/4/2017	\$1,506	\$301	\$1,205	\$0
PST	52958	BRANCH GROCERY INC	2016-1317-PST-E	COLLIN	1/4/2017	\$3,693	\$738	\$2,955	\$0
PST	52739	Somerset Inc	2016-1109-PST-E	BEXAR	1/4/2017	\$3,375	\$675	\$2,700	\$0
PST	52622	Piknik Enterprises, Inc.	2016-0999-PST-E	BEXAR	1/4/2017	\$4,125	\$825	\$3,300	\$0
PST	52448	Lamar University	2016-0814-PST-E	JEFFERSON	1/4/2017	\$1,488	\$297	\$1,191	\$0
PST	52860	Aa Food Mart, LLC	2016-1235-PST-E	RED RIVER	1/4/2017	\$4,625	\$925	\$3,700	\$0
PST	52815	Raj-Kally Corp.	2016-1173-PST-E	BOSQUE	1/10/2017	\$4,125	\$825	\$3,300	\$0
PST	52310	Irma International, Inc.	2016-0681-PST-E	NUECES	1/10/2017	\$4,797	\$959	\$3,838	\$0
PST	53099	EXXON EZ INC	2016-1455-PST-E	ELLIS	1/10/2017	\$4,875	\$975	\$3,900	\$0
PST	53083	Filgo Oil Company, LTD.	2016-1448-PST-E	DALLAS	1/10/2017	\$1,234	\$246	\$988	\$0
PST	52843	KT CORPORATION	2016-1219-PST-E	HILL	1/10/2017	\$4,500	\$900	\$3,600	\$0
PST	52892	MAREDA, AZIZ	2016-1277-PST-E	JEFFERSON	1/10/2017	\$4,500	\$900	\$3,600	\$0
PST	52809	Raj-Kally Corp.	2016-1181-PST-E	BOSQUE	1/10/2017	\$4,500	\$900	\$3,600	\$0
PST	52578	Piknik Enterprises, Inc.	2016-0954-PST-E	BEXAR	1/10/2017	\$5,063	\$1,012	\$4,051	\$0
PST	53227	W. Douglass Distributing, Ltd.	2016-1582-PST-E	GRAYSON	1/10/2017	\$1,631	\$326	\$1,305	\$0
PST	52957	Aminoor Marketing Inc	2016-1318-PST-E	HARRIS	1/10/2017	\$1,861	\$372	\$1,489	\$0
PST	52214	Ram-Rahim, LLC	2016-0582-PST-E	BRAZORIA	1/10/2017	\$3,375	\$675	\$2,700	\$0
PST	52369	Maniscalco, LTD	2016-0792-PST-E	HARRIS	1/10/2017	\$3,475	\$695	\$2,780	\$0
PST	52686	TEXAS CITY STAR, INC.	2016-1060-PST-E	GALVESTON	1/10/2017	\$3,375	\$675	\$2,700	\$0
PST	50145	SSR BLESSING, LLC	2015-0304-PST-E	MATAGORDA	1/10/2017	\$5,000	\$1,000	\$4,000	\$0
PST	52867	Jonestown Investments, Inc.	2016-1248-PST-E	TRAVIS	1/10/2017	\$4,875	\$975	\$3,900	\$0
PST	50751	H SHAHEEN LLC	2015-0973-PST-E	HARRIS	1/17/2017	\$4,500	\$0	\$4,500	\$0
PST	52451	WACO TRUCK & FOOD STOP INC.	2016-0824-PST-E	MCLENNAN	1/17/2017	\$5,004	\$0	\$5,004	\$0
PST	52208	NAVI, Inc	2016-0576-PST-E	GUADALUPE	1/17/2017	\$4,500	\$0	\$4,500	\$0
PST	52410	Southwest Convenience Stores, LLC	2016-0802-PST-E	MIDLAND	1/20/2017	\$9,481	\$1,896	\$7,585	\$0
PST	52190	SEAROSE INC	2016-0551-PST-E	SCURRY	1/20/2017	\$6,378	\$0	\$6,378	\$0
PST	52152	God Bless, Inc.	2016-0508-PST-E	BRAZORIA	1/20/2017	\$9,026	\$1,805	\$7,221	\$0
PST	52222	United Rentals, Inc.	2016-0637-PST-E	WEBB	1/20/2017	\$9,855	\$1,971	\$7,884	\$0
PST	52225	Benton Rainey, Inc.	2016-0595-PST-E	RED RIVER	1/20/2017	\$4,500	\$0	\$4,500	\$0
PST	52060	Global New Millennium Partners, Ltd.	2016-0418-PST-E	JEFFERSON	1/20/2017	\$9,187	\$0	\$9,187	\$0
PST	51366	LEO, LEO J JR	2015-1678-PST-E	HIDALGO	1/20/2017	\$9,188	\$1,837	\$7,351	\$0
PST	52648	Rozi Business, Inc.	2016-1017-PST-E	GALVESTON	1/20/2017	\$7,935	\$1,587	\$6,348	\$0

## Singles Programs

## Appendix 7: List of Administrative Orders Issued - FY2017

Date Range Selected : 9/1/2016 - 8/31/2017

PGM	Case No.	Respondent Name	Docket#	County	Order Date	Penalty Assessed	Penalty Deferred	Payable Amount	SEP Offset
PST	52808	AI's Investments, Inc.	2016-1182-PST-E	WISE	1/20/2017	\$7,875	\$1,575	\$6,300	\$0
PST	39517	COLLINS, WAYLON RAY	2015-1257-PST-E	FISHER	1/20/2017	\$57,375	\$0	\$57,375	\$0
PST	52418	Ali Hemani Corporation	2016-0784-PST-E	DALLAS	1/20/2017	\$18,855	\$0	\$18,855	\$0
PST	48802	Kolkhorst Petroleum Company	2014-0873-PST-E	WASHINGTON	1/20/2017	\$12,600	\$2,520	\$10,080	\$0
PST	52600	ALISOOR BUSINESS INC	2016-0977-PST-E	GALVESTON	1/31/2017	\$4,500	\$900	\$3,600	\$0
PST	53053	Advance Petroleum Distributing Company, Inc. *	2016-1423-PST-E	TARRANT	1/31/2017	\$3,750	\$750	\$3,000	\$0
PST	53259	Seifert and Son, Inc.	2016-1717-PST-E	COLORADO	1/31/2017	\$1,231	\$246	\$985	\$0
PST	53171	CHAHAL STORES INC	2016-1524-PST-E	BEXAR	1/31/2017	\$3,375	\$675	\$2,700	\$0
PST	52671	King-Mesa, Inc.	2016-1053-PST-E	DAWSON	1/31/2017	\$3,375	\$675	\$2,700	\$0
PST	52953	San Antonio Steel Company, Ltd.	2016-1310-PST-E	BEXAR	1/31/2017	\$3,504	\$700	\$2,804	\$0
PST	52876	ROTH, DYLAN	2016-1259-PST-E	HARRISON	1/31/2017	\$2,438	\$487	\$1,951	\$0
PST	53160	Cameron Communications, L.L.C.	2016-1516-PST-E	GALVESTON	1/31/2017	\$3,130	\$626	\$2,504	\$0
PST	52902	Penske Truck Leasing Co., L.P.	2016-1497-PST-E	TARRANT	1/31/2017	\$5,834	\$1,166	\$4,668	\$0
PST	53154	SAI SUMU INC	2016-1510-PST-E	TARRANT	1/31/2017	\$4,500	\$900	\$3,600	\$0
PST	52973	New Mart Corporation	2016-1337-PST-E	FORT BEND	1/31/2017	\$3,563	\$712	\$2,851	\$0
PST	52987	HUNTER, JOHN	2016-1362-PST-E	BROWN	1/31/2017	\$2,438	\$487	\$1,951	\$0
PST	52965	MAHARAJ ENTERPRISE, LLC	2016-1334-PST-E	BEXAR	1/31/2017	\$3,000	\$600	\$2,400	\$0
PST	53050	ALL SEASONS CORNER, LLC.	2016-1428-PST-E	HUNT	1/31/2017	\$4,125	\$825	\$3,300	\$0
PST	52838	Brenco Marketing Corp. *	2016-1223-PST-E	ANGELINA	1/31/2017	\$4,500	\$900	\$3,600	\$0
PST	53166	H P DISCOUNT LIQUOR INC	2016-1515-PST-E	LEON	1/31/2017	\$2,556	\$511	\$2,045	\$0
PST	52474	Christus Health	2016-0858-PST-E	NUECES	1/31/2017	\$3,750	\$750	\$3,000	\$0
PST	52997	WALIA ENTERPRISES, INC	2016-1363-PST-E	GALVESTON	1/31/2017	\$6,750	\$1,350	\$5,400	\$0
PST	52969	City of Grand Prairie	2016-1341-PST-E	DALLAS	1/31/2017	\$6,751	\$1,350	\$5,401	\$0
PST	53088	HEDRICK, STEVE	2016-1459-PST-E	TARRANT	1/31/2017	\$3,516	\$703	\$2,813	\$0
PST	52492	FJ TRADE INC	2016-1108-PST-E	NUECES	1/31/2017	\$4,125	\$825	\$3,300	\$0
PST	52982	OPM Texas Investments, LLC	2016-1348-PST-E	GONZALES	1/31/2017	\$1,301	\$260	\$1,041	\$0
PST	52768	Avenue UltraCon, Inc.	2016-1152-PST-E	ELLIS	1/31/2017	\$3,375	\$675	\$2,700	\$0
PST	53030	BIC C, L.L.C.	2016-1409-PST-E	HARRIS	1/31/2017	\$3,375	\$675	\$2,700	\$0
PST	52979	SRC Ventures Inc	2016-1350-PST-E	BEXAR	1/31/2017	\$813	\$162	\$651	\$0
PST	52629	BSRP ENTERPRISES INC	2016-1013-PST-E	BEXAR	1/31/2017	\$4,500	\$900	\$3,600	\$0
PST	52862	Yooniecho's Family INC.	2016-1245-PST-E	TARRANT	1/31/2017	\$6,750	\$1,350	\$5,400	\$0
PST	52883	AGRA PROPERTIES, LLC	2016-1262-PST-E	KARNES	1/31/2017	\$3,375	\$675	\$2,700	\$0
PST	53152	M. Lipsitz & Co., LTD.	2016-1511-PST-E	MCLENNAN	1/31/2017	\$3,375	\$675	\$2,700	\$0
PST	53208	Chilton ISD	2016-1562-PST-E	FALLS	1/31/2017	\$3,563	\$712	\$2,851	\$0
PST	53159	C&R Distributing, LLC	2016-1577-PST-E	EL PASO	1/31/2017	\$1,607	\$321	\$1,286	\$0
PST	52909	Channelview ISD	2016-1294-PST-E	HARRIS	1/31/2017	\$7,125	\$1,425	\$5,700	\$0
PST	52695	Paramount Corporation	2016-1058-PST-E	SAN PATRICIO	1/31/2017	\$3,750	\$750	\$3,000	\$0
PST	52983	Highland Lakes, Inc.	2016-1347-PST-E	DENTON	1/31/2017	\$5,175	\$1,035	\$4,140	\$0

## Singles Programs

## Appendix 7: List of Administrative Orders Issued - FY2017

Date Range Selected : 9/1/2016 - 8/31/2017

PGM	Case No.	Respondent Name	Docket#	County	Order Date	Penalty Assessed	Penalty Deferred	Payable Amount	SEP Offset
PST	52358	YETI GROUP, LLC	2016-0767-PST-E	ELLIS	1/31/2017	\$3,375	\$675	\$2,700	\$0
PST	53186	Buddies Kwik Stop, LLC	2016-1542-PST-E	LLANO	1/31/2017	\$4,255	\$851	\$3,404	\$0
PST	52871	ELICO STORE INC.	2016-1257-PST-E	TRAVIS	1/31/2017	\$3,878	\$775	\$3,103	\$0
PST	52946	PHEAN, LON J	2016-1286-PST-E	KAUFMAN	1/31/2017	\$6,000	\$1,200	\$4,800	\$0
PST	53078	EAST TEXAS CONVENIENCE, LLC	2016-1446-PST-E	CAMP	1/31/2017	\$3,563	\$712	\$2,851	\$0
PST	52479	ROSS MIDLAND LLC	2016-1042-PST-E	MIDLAND	1/31/2017	\$6,750	\$1,350	\$5,400	\$0
PST	52911	LIZER ENTERPRISES, INC.	2016-1293-PST-E	BRAZORIA	1/31/2017	\$7,500	\$1,500	\$6,000	\$0
PST	52750	IIA Investments, Inc.	2016-1136-PST-E	BEXAR	1/31/2017	\$4,125	\$825	\$3,300	\$0
PST	53089	VRV Corporation	2016-1449-PST-E	TARRANT	1/31/2017	\$6,142	\$1,228	\$4,914	\$0
PST	52614	THE MOORE'S MILL LLC	2016-0993-PST-E	CASS	1/31/2017	\$2,438	\$487	\$1,951	\$0
PST	53221	Flo-Mart, LLC	2016-1574-PST-E	ROBERTSON	1/31/2017	\$4,630	\$926	\$3,704	\$0
PST	53038	MSBK, LLC	2016-1410-PST-E	ORANGE	1/31/2017	\$4,500	\$900	\$3,600	\$0
PST	52645	N & D Mekhail Enterprises, Inc.	2016-1230-PST-E	HARRIS	1/31/2017	\$4,500	\$900	\$3,600	\$0
PST	52731	Rita's Convenience Store and Restaurant, LLC	2016-1102-PST-E	MARTIN	1/31/2017	\$4,629	\$925	\$3,704	\$0
PST	53018	VICTOR BEER & WINE LLC	2016-1383-PST-E	HUNT	1/31/2017	\$2,438	\$487	\$1,951	\$0
PST	53157	EANES, JIM	2016-1508-PST-E	MILAM	1/31/2017	\$4,629	\$925	\$3,704	\$0
PST	52609	Aalmin Corporation	2016-1261-PST-E	BEXAR	1/31/2017	\$4,125	\$825	\$3,300	\$0
PST	51722	MENDOZA, FRANCISCO	2016-0091-PST-E	STARR	2/7/2017	\$34,775	\$6,955	\$27,820	\$0
PST	51956	Mazen, LLC	2016-0303-PST-E	PARKER	2/7/2017	\$26,622	\$5,324	\$21,298	\$0
PST	52289	City of Fort Worth	2016-0658-PST-E	TARRANT	2/7/2017	\$24,650	\$4,930	\$0	\$19,720
PST	52994	Consolidated Communications Services Company	2016-1357-PST-E	FORT BEND	2/7/2017	\$8,182	\$1,636	\$6,546	\$0
PST	52698	Maheen, LLC	2016-1072-PST-E	BRAZORIA	2/7/2017	\$9,948	\$1,989	\$7,959	\$0
PST	52243	Hollywood Food & Gas Inc.	2016-0610-PST-E	BEXAR	2/7/2017	\$18,731	\$3,746	\$14,985	\$0
PST	52403	Caspian Management Group, Inc.	2016-0780-PST-E	TARRANT	2/7/2017	\$13,225	\$2,645	\$10,580	\$0
PST	52427	COWBOY STAR INC.	2016-0803-PST-E	MCCULLOCH	2/7/2017	\$14,094	\$2,818	\$11,276	\$0
PST	52154	River Mart, Inc.	2016-0555-PST-E	HIDALGO	2/7/2017	\$9,000	\$1,800	\$7,200	\$0
PST	51430	F & Z ENTERPRISES INC.	2015-1582-PST-E	HARRIS	2/7/2017	\$30,480	\$13,680	\$16,800	\$0
PST	52764	Southside Ind School Dist	2016-1147-PST-E	BEXAR	2/14/2017	\$3,000	\$600	\$2,400	\$0
PST	52976	Global Stop Management Inc	2016-1353-PST-E	TARRANT	2/14/2017	\$3,750	\$750	\$3,000	\$0
PST	52430	Gilbert Interests, Inc.	2016-0812-PST-E	TRAVIS	2/14/2017	\$1,350	\$270	\$1,080	\$0
PST	53455	Advance Petroleum Distributing Company, Inc.	2016-1800-PST-E	TARRANT	2/14/2017	\$1,106	\$221	\$885	\$0
PST	52469	TAM, TARY	2016-0844-PST-E	HARRISON	2/14/2017	\$5,124	\$1,024	\$4,100	\$0
PST	52319	Gulf Coast Cooperative	2016-0695-PST-E	NUECES	2/14/2017	\$5,925	\$0	\$5,925	\$0
PST	52685	BRAHMA STORES INC	2016-1061-PST-E	WILSON	2/22/2017	\$13,231	\$2,646	\$10,585	\$0
PST	53032	Dupre Logistics L L C	2016-1390-PST-E	HARRIS	2/22/2017	\$1,985	\$0	\$1,985	\$0
PST	52720	JUBLIE, INC.	2016-1095-PST-E	FORT BEND	2/22/2017	\$10,295	\$2,059	\$8,236	\$0
PST	52761	Hemphill USA Investments Inc.	2016-1142-PST-E	TARRANT	2/22/2017	\$27,989	\$5,597	\$22,392	\$0
PST	52475	COWBOY STAR INC.	2016-0851-PST-E	MCCULLOCH	2/22/2017	\$9,932	\$0	\$9,932	\$0

## Singles Programs

## Appendix 7: List of Administrative Orders Issued - FY2017

Date Range Selected : 9/1/2016 - 8/31/2017

PGM	Case No.	Respondent Name	Docket#	County	Order Date	Penalty Assessed	Penalty Deferred	Payable Amount	SEP Offset
PST	52237	MONTEMAYOR, CASSANDRA	2016-0607-PST-E	DUVAL	2/22/2017	\$10,500	\$0	\$10,500	\$0
PST	52512	EPP-TEXAS ACQUISITION, LLC	2016-0882-PST-E	LUBBOCK	2/22/2017	\$12,668	\$2,533	\$10,135	\$0
PST	52854	City of Clute	2016-1238-PST-E	BRAZORIA	2/22/2017	\$9,188	\$1,837	\$7,351	\$0
PST	52607	Spikes Motor Company, Inc.	2016-1043-PST-E	HIDALGO	2/22/2017	\$9,824	\$1,964	\$7,860	\$0
PST	50654	MITESH C-STORE, INC.	2015-0866-PST-E	TRINITY	2/22/2017	\$42,000	\$0	\$42,000	\$0
PST	52030	Sara Fortune, Inc.	2016-0372-PST-E	FORT BEND	2/22/2017	\$12,563	\$2,512	\$10,051	\$0
PST	52559	STAR ROJ INC	2016-0937-PST-E	FORT BEND	2/22/2017	\$39,481	\$7,896	\$31,585	\$0
PST	51074	BAKSHITA & RABIN, INC.	2015-1313-PST-E	WOOD	2/22/2017	\$11,136	\$0	\$11,136	\$0
PST	53051	Hall Oil Company, Inc.	2016-1425-PST-E	HOPKINS	3/7/2017	\$5,733	\$1,146	\$4,587	\$0
PST	50572	Amy Investments, Inc.	2015-0775-PST-E	JEFFERSON	3/7/2017	\$4,350	\$870	\$3,480	\$0
PST	53080	Naqsh Investments, Inc.	2016-1443-PST-E	BRAZORIA	3/7/2017	\$4,375	\$875	\$3,500	\$0
PST	53454	PJY Enterprises, LLC	2016-1801-PST-E	FALLS	3/7/2017	\$6,750	\$1,350	\$5,400	\$0
PST	53155	R & W Convenience Stores, LLC	2016-1507-PST-E	BOWIE	3/7/2017	\$3,688	\$737	\$2,951	\$0
PST	53077	Tarrant County	2016-1445-PST-E	TARRANT	3/7/2017	\$3,375	\$675	\$0	\$2,700
PST	53033	ALJASIMI, AHMED A	2016-1391-PST-E	TARRANT	3/7/2017	\$6,750	\$1,350	\$5,400	\$0
PST	53239	Burleson Independent School District	2016-1601-PST-E	JOHNSON	3/7/2017	\$3,375	\$675	\$2,700	\$0
PST	52657	Linden-Kildare CISD	2016-1046-PST-E	CASS	3/7/2017	\$3,563	\$712	\$2,851	\$0
PST	52547	7-Eleven, Inc.	2016-0918-PST-E	TRAVIS	3/7/2017	\$7,442	\$1,488	\$5,954	\$0
PST	53122	AUDUBON C STORE INC	2016-1484-PST-E	BRAZORIA	3/7/2017	\$4,575	\$915	\$3,660	\$0
PST	53072	Shakti Investments L L C.	2016-1437-PST-E	TARRANT	3/7/2017	\$3,375	\$675	\$2,700	\$0
PST	53444	Coastal Chemical Co., L.L.C.	2016-1792-PST-E	GREGG	3/7/2017	\$1,107	\$221	\$886	\$0
PST	51477	Texas Tierra Iii, Ltd.	2015-1628-PST-E	WARD	3/7/2017	\$5,500	\$1,100	\$4,400	\$0
PST	53267	GUADALUPE REGIONAL MEDICAL CENTER	2016-1644-PST-E	GUADALUPE	3/7/2017	\$5,364	\$1,072	\$4,292	\$0
PST	53109	City of Pasadena	2016-1477-PST-E	HARRIS	3/9/2017	\$8,625	\$1,725	\$0	\$6,900
PST	53178	DIXIE OIL COMPANY	2016-1532-PST-E	BEXAR	3/9/2017	\$10,234	\$2,046	\$8,188	\$0
PST	52759	L. H. Chaney Materials, Inc.	2016-1144-PST-E	WISE	3/9/2017	\$29,731	\$0	\$29,731	\$0
PST	51742	NNS INC	2016-0080-PST-E	DALLAS	3/9/2017	\$13,500	\$0	\$13,500	\$0
PST	52754	ROSS MIDLAND LLC	2016-1135-PST-E	MIDLAND	3/13/2017	\$10,263	\$2,052	\$8,211	\$0
PST	52332	MCDADE VALERO LLC	2016-0703-PST-E	BASTROP	3/14/2017	\$3,563	\$0	\$3,563	\$0
PST	52238	Sidak's Petro Inc	2016-0606-PST-E	TARRANT	3/14/2017	\$2,981	\$0	\$2,981	\$0
PST	52538	CAUSEWAY MARINA LLC *	2016-0894-PST-E	HENDERSON	3/14/2017	\$3,505	\$0	\$3,505	\$0
PST	52722	Z & H ENTERPRISES INC	2016-1094-PST-E	BEXAR	3/14/2017	\$5,005	\$0	\$5,005	\$0
PST	52978	NIROJ CORPORATION	2016-1351-PST-E	TARRANT	3/21/2017	\$3,375	\$675	\$2,700	\$0
PST	52333	JAY OM INVESTMENT INC *	2016-0702-PST-E	HENDERSON	3/21/2017	\$3,693	\$738	\$2,955	\$0
PST	52985	Honest Enterprises Inc.	2016-1359-PST-E	GALVESTON	3/21/2017	\$7,456	\$1,491	\$5,965	\$0
PST	53275	Anmol Enterprises Inc	2016-1625-PST-E	LIBERTY	3/21/2017	\$5,817	\$1,163	\$4,654	\$0
PST	53034	Texas Department of Transportation	2016-1400-PST-E	LAMAR	3/21/2017	\$2,813	\$562	\$0	\$2,251
PST	52732	Pinedale Corporation	2016-1103-PST-E	LIBERTY	3/21/2017	\$4,500	\$900	\$3,600	\$0

## Singles Programs

## Appendix 7: List of Administrative Orders Issued - FY2017

Date Range Selected : 9/1/2016 - 8/31/2017

PGM	Case No.	Respondent Name	Docket#	County	Order Date	Penalty Assessed	Penalty Deferred	Payable Amount	SEP Offset
PST	53216	Friendly Retails Inc.	2016-1583-PST-E	BRAZORIA	3/21/2017	\$7,348	\$1,469	\$5,879	\$0
PST	53415	The Good Shepherd Hospital, Inc.	2016-1757-PST-E	GREGG	3/21/2017	\$1,688	\$337	\$1,351	\$0
PST	53123	SAMK CORPORATION	2016-1483-PST-E	TARRANT	3/21/2017	\$6,750	\$1,350	\$5,400	\$0
PST	52166	Bellville Shell, Inc.	2016-0519-PST-E	AUSTIN	3/21/2017	\$4,500	\$900	\$3,600	\$0
PST	53512	United Petroleum Transports, Inc.	2016-1866-PST-E	TARRANT	3/21/2017	\$4,608	\$921	\$3,687	\$0
PST	53059	Star Transport, L.L.C.	2016-1421-PST-E	HARRIS	3/21/2017	\$6,106	\$1,221	\$4,885	\$0
PST	53277	BADEEL BUSINESS, INC.	2016-1642-PST-E	HOUSTON	3/21/2017	\$6,374	\$1,274	\$5,100	\$0
PST	53215	MAO, ROBERT N	2016-1576-PST-E	TARRANT	3/21/2017	\$3,375	\$675	\$2,700	\$0
PST	52849	Pjr, LLC *	2016-1229-PST-E	GUADALUPE	3/21/2017	\$3,129	\$625	\$2,504	\$0
PST	53232	GRK STORES LLC.	2016-1590-PST-E	BLANCO	3/21/2017	\$2,438	\$487	\$1,951	\$0
PST	53233	US Ayaan LLC	2016-1591-PST-E	SMITH	3/21/2017	\$4,816	\$963	\$3,853	\$0
PST	53079	NAVARRO HOSPITAL, L.P.	2016-1544-PST-E	NAVARRO	3/21/2017	\$4,500	\$900	\$3,600	\$0
PST	52875	NGUYEN MINH, CANH	2016-1263-PST-E	BEXAR	3/21/2017	\$3,505	\$701	\$2,804	\$0
PST	53026	SUNNYS RUFE SNOW INC	2016-1394-PST-E	TARRANT	3/21/2017	\$3,375	\$675	\$2,700	\$0
PST	50802	ASNA BUSINESS INC.	2015-1040-PST-E	JEFFERSON	3/21/2017	\$1,375	\$275	\$1,100	\$0
PST	53283	Athens Quick Corporation	2016-1631-PST-E	HENDERSON	3/21/2017	\$4,125	\$825	\$3,300	\$0
PST	52365	RZ TRADERS INC	2016-0986-PST-E	COLLIN	3/21/2017	\$4,500	\$900	\$3,600	\$0
PST	52967	Z & H Business Venture, Inc	2016-1342-PST-E	DALLAS	3/21/2017	\$7,500	\$1,500	\$6,000	\$0
PST	52964	TRIPLE N MAKE IT SUCCESS LLC	2016-1335-PST-E	JACKSON	3/21/2017	\$3,504	\$700	\$2,804	\$0
PST	53063	ZSA Investment Inc.	2016-1431-PST-E	GUADALUPE	3/21/2017	\$3,375	\$675	\$2,700	\$0
PST	53214	Texas Department of Public Safety	2016-1578-PST-E	SMITH	3/21/2017	\$3,750	\$750	\$3,000	\$0
PST	50704	MA FOOD MART, INC.	2015-0930-PST-E	TARRANT	3/21/2017	\$3,563	\$712	\$2,851	\$0
PST	53052	US & BC INC.	2016-1424-PST-E	TARRANT	3/21/2017	\$3,375	\$675	\$2,700	\$0
PST	52927	KARMAN DHILLON INC	2016-1522-PST-E	DELTA	3/21/2017	\$3,504	\$700	\$2,804	\$0
PST	53296	SAFEWAY INC.	2016-1654-PST-E	HARRIS	3/21/2017	\$2,121	\$424	\$1,697	\$0
PST	53158	Christus Health	2016-1517-PST-E	JEFFERSON	3/21/2017	\$4,500	\$900	\$3,600	\$0
PST	53042	Sohani, Inc. *	2016-1408-PST-E	JOHNSON	3/21/2017	\$4,500	\$900	\$3,600	\$0
PST	53081	Municipal Golf Association - SA	2016-1444-PST-E	BEXAR	3/21/2017	\$4,751	\$950	\$3,801	\$0
PST	53363	A J's Food Mart, Inc.	2016-1722-PST-E	DALLAS	3/21/2017	\$3,375	\$675	\$2,700	\$0
PST	52796	Texas Roadway, Inc.	2016-1197-PST-E	TARRANT	3/21/2017	\$5,474	\$1,094	\$4,380	\$0
PST	53085	RKS FOOD MART, INC.	2016-1450-PST-E	BEXAR	3/21/2017	\$3,375	\$675	\$2,700	\$0
PST	52831	REIJENGA, INC.	2016-1278-PST-E	ECTOR	3/21/2017	\$6,926	\$1,385	\$5,541	\$0
PST	53281	H & H CONVENIENCE INC.	2016-1632-PST-E	BOWIE	3/21/2017	\$6,750	\$1,350	\$5,400	\$0
PST	53268	Femayo Enterprises, LLC	2016-1615-PST-E	BLANCO	3/21/2017	\$5,213	\$1,042	\$4,171	\$0
PST	53315	Jamil Enterprises, Inc.	2016-1661-PST-E	FORT BEND	3/21/2017	\$2,813	\$562	\$2,251	\$0
PST	53047	Digital Midway, L.P.	2016-1427-PST-E	DENTON	3/21/2017	\$3,161	\$632	\$2,529	\$0
PST	52890	Combine Retail, LLC	2016-1271-PST-E	JEFFERSON	3/21/2017	\$4,317	\$863	\$3,454	\$0
PST	53106	ZNY Enterprises, Inc.	2016-1468-PST-E	TARRANT	3/21/2017	\$6,563	\$1,312	\$5,251	\$0

## Singles Programs

## Appendix 7: List of Administrative Orders Issued - FY2017

Date Range Selected : 9/1/2016 - 8/31/2017

PGM	Case No.	Respondent Name	Docket#	County	Order Date	Penalty Assessed	Penalty Deferred	Payable Amount	SEP Offset
PST	53255	vocar transportation services, L.L.C.	2016-1602-PST-E	BEXAR	3/21/2017	\$3,375	\$675	\$2,700	\$0
PST	53065	DHUKA SEHR ENTERPRISES, INC	2016-1430-PST-E	BEXAR	3/28/2017	\$3,000	\$600	\$2,400	\$0
PST	53697	FLYING STAR TRANSPORT, L.L.C.	2016-2057-PST-E	POTTER	3/28/2017	\$1,605	\$321	\$1,284	\$0
PST	52450	Clear Lake Regional Medical Center, Inc.	2016-0847-PST-E	HARRIS	3/28/2017	\$3,036	\$0	\$3,036	\$0
PST	53485	NEW SUMAR, LLC	2016-1831-PST-E	JEFFERSON	3/28/2017	\$2,438	\$487	\$1,951	\$0
PST	53184	New A Malik, Inc.	2016-1543-PST-E	TARRANT	3/28/2017	\$7,500	\$1,500	\$6,000	\$0
PST	53473	Maverick Travel Center, LP *	2016-1821-PST-E	PALO PINTO	3/28/2017	\$5,004	\$1,000	\$4,004	\$0
PST	53596	Coastal Transport Co., Inc.	2016-1961-PST-E	TRAVIS	3/28/2017	\$2,813	\$562	\$2,251	\$0
PST	52561	RF FOOD AND GAS, INC.	2016-0983-PST-E	BEXAR	3/28/2017	\$5,755	\$0	\$5,755	\$0
PST	52574	AMERICA PRIDE PETROLEUM INC	2016-0951-PST-E	BURNET	3/28/2017	\$3,504	\$700	\$2,804	\$0
PST	53599	Alexander Oil Company	2016-1960-PST-E	WASHINGTON	3/28/2017	\$1,238	\$247	\$991	\$0
PST	53175	Lanar, Inc.	2016-1531-PST-E	TARRANT	3/28/2017	\$4,125	\$0	\$4,125	\$0
PST	52094	Sadash Corporation	2016-0494-PST-E	PARKER	3/28/2017	\$3,375	\$675	\$2,700	\$0
PST	52930	Alvin Ventures , Inc.	2016-1288-PST-E	BRAZORIA	3/28/2017	\$4,600	\$920	\$3,680	\$0
PST	53639	Gunnys Inc *	2016-2018-PST-E	HOOD	3/28/2017	\$4,502	\$900	\$3,602	\$0
PST	53564	Colorado County Oil Company, Inc.	2016-1930-PST-E	COLORADO	3/28/2017	\$7,012	\$1,402	\$5,610	\$0
PST	53058	Ables Springs Cafe & Country Store, Inc.	2016-1422-PST-E	KAUFMAN	3/28/2017	\$2,438	\$487	\$1,951	\$0
PST	53140	LINKIN INC	2016-1494-PST-E	TARRANT	3/28/2017	\$5,963	\$1,192	\$4,771	\$0
PST	53604	The University of Texas at Austin	2016-1959-PST-E	TRAVIS	3/28/2017	\$3,375	\$675	\$2,700	\$0
PST	53082	SAHIL MERCHANT, INC.	2016-1465-PST-E	HARRIS	3/28/2017	\$6,688	\$1,337	\$5,351	\$0
PST	52991	CHANDANI, NAZIR N	2016-1368-PST-E	JOHNSON	4/11/2017	\$3,251	\$650	\$2,601	\$0
PST	53198	BRAVO, MARY D	2016-1561-PST-E	FALLS	4/11/2017	\$4,600	\$920	\$3,680	\$0
PST	53998	Harlingen CISD	2017-0220-PST-E	CAMERON	4/11/2017	\$4,375	\$0	\$4,375	\$0
PST	53262	BLANCO SHELL, LLC	2016-1616-PST-E	BLANCO	4/11/2017	\$2,567	\$513	\$2,054	\$0
PST	53825	Hashem's Quick Mart, Inc.	2017-0037-PST-E	CAMERON	4/11/2017	\$2,625	\$0	\$2,625	\$0
PST	53207	Nazma, L.L.C.	2016-1563-PST-E	HAYS	4/11/2017	\$3,693	\$738	\$2,955	\$0
PST	52853	CHINA SPRING MART, L.L.C.	2016-1237-PST-E	MCLENNAN	4/11/2017	\$3,375	\$0	\$3,375	\$0
PST	53534	Auxiliary To Driscoll Children's Hospital	2016-1894-PST-E	NUECES	4/11/2017	\$3,563	\$712	\$2,851	\$0
PST	53528	Gajanand Inc	2016-1890-PST-E	GRAYSON	4/11/2017	\$6,750	\$1,350	\$5,400	\$0
PST	52926	Sunny Day Enterprises, INC.	2016-1600-PST-E	JEFFERSON	4/11/2017	\$3,563	\$712	\$2,851	\$0
PST	53012	SUPERIOR CONVENIENT & GAS INC.	2016-1735-PST-E	BEXAR	4/11/2017	\$3,504	\$700	\$2,804	\$0
PST	53094	Jorawhar Inc.	2016-1491-PST-E	HUNT	4/11/2017	\$5,625	\$1,125	\$4,500	\$0
PST	52827	Avery 7-11, Incorporated.	2016-1207-PST-E	RED RIVER	4/11/2017	\$3,692	\$738	\$2,954	\$0
PST	52924	L.A.Garza Properties Inc	2016-1289-PST-E	HARRIS	4/11/2017	\$4,629	\$925	\$3,704	\$0
PST	52872	RIESEL FOOD MART, L.L.C.	2016-1256-PST-E	MCLENNAN	4/11/2017	\$6,750	\$0	\$6,750	\$0
PST	53640	S. Williamson Oil Co., Inc.	2016-2020-PST-E	HILL	4/11/2017	\$2,109	\$421	\$1,688	\$0
PST	52718	ALI AMMAR, INC.	2016-1110-PST-E	BEXAR	4/11/2017	\$2,438	\$487	\$976	\$975
PST	53638	Fikes Wholesale, Inc.	2016-2019-PST-E	WILLIAMSON	4/11/2017	\$2,813	\$562	\$2,251	\$0

## Singles Programs

## Appendix 7: List of Administrative Orders Issued - FY2017

Date Range Selected : 9/1/2016 - 8/31/2017

PGM	Case No.	Respondent Name	Docket#	County	Order Date	Penalty Assessed	Penalty Deferred	Payable Amount	SEP Offset
PST	53498	Z AND J, LLC	2016-1847-PST-E	ORANGE	4/11/2017	\$3,000	\$600	\$2,400	\$0
PST	53334	Qking Inc	2016-1678-PST-E	CORYELL	4/11/2017	\$4,876	\$975	\$3,901	\$0
PST	51166	Harrison County	2015-1297-PST-E	HARRISON	4/12/2017	\$5,626	\$0	\$5,626	\$0
PST	52986	Sandford Petroleum, Inc.	2016-1360-PST-E	WISE	4/13/2017	\$18,500	\$3,700	\$14,800	\$0
PST	52188	American General Realty Investment Corporation	2016-0592-PST-E	POTTER	4/13/2017	\$10,489	\$2,097	\$8,392	\$0
PST	52665	PERVEN, LLC	2016-1045-PST-E	JEFFERSON	4/13/2017	\$7,500	\$0	\$7,500	\$0
PST	51554	Dallas Alishah Enterprises Inc. *	2015-1733-PST-E	DALLAS	4/13/2017	\$10,350	\$0	\$10,350	\$0
PST	52570	Sashi International Corporation	2016-1201-PST-E	TITUS	4/13/2017	\$9,000	\$1,800	\$7,200	\$0
PST	52197	786 K & H LLC	2016-0571-PST-E	MORRIS	4/13/2017	\$10,125	\$2,025	\$8,100	\$0
PST	52850	Trishell, LLC	2016-1233-PST-E	TARRANT	4/13/2017	\$11,813	\$2,362	\$9,451	\$0
PST	53084	Amakanojiya, Inc	2016-1442-PST-E	GALVESTON	4/25/2017	\$7,188	\$1,437	\$5,751	\$0
PST	53269	JSD BUSINESS INC	2016-1622-PST-E	TRAVIS	4/25/2017	\$5,353	\$1,070	\$4,283	\$0
PST	53734	M&I VENTURES, LLC	2016-2081-PST-E	DALLAS	4/25/2017	\$2,568	\$513	\$2,055	\$0
PST	53458	MEHAK & HARIS LLC	2016-1808-PST-E	TARRANT	4/25/2017	\$3,937	\$787	\$3,150	\$0
PST	52730	ANTEX INVESTMENTS LLC	2016-1105-PST-E	TOM GREEN	4/25/2017	\$5,627	\$0	\$5,627	\$0
PST	52555	MERY, GEORGE	2016-0926-PST-E	BEXAR	4/25/2017	\$4,500	\$0	\$4,500	\$0
PST	53463	Pioneer Grocery #One, Inc.	2016-1812-PST-E	TARRANT	4/25/2017	\$3,375	\$0	\$3,375	\$0
PST	53570	Petroleum Transport, Inc.	2016-1937-PST-E	LUBBOCK	4/25/2017	\$2,607	\$521	\$2,086	\$0
PST	52682	Quiroga Properties, L.L.C.	2016-1148-PST-E	BEE	5/4/2017	\$9,000	\$1,800	\$7,200	\$0
PST	51961	Fort Bend Independent School District	2016-0300-PST-E	FORT BEND	5/4/2017	\$15,688	\$3,137	\$12,551	\$0
PST	53073	Cowboys Speedy LLC.	2016-1436-PST-E	ROCKWALL	5/4/2017	\$11,350	\$2,270	\$9,080	\$0
PST	49283	BKK HOLDINGS INC.	2014-1308-PST-E	PARKER	5/4/2017	\$10,130	\$5,931	\$4,199	\$0
PST	52913	Lone Star Carriers, Inc.	2016-1331-PST-E	MCLENNAN	5/4/2017	\$9,213	\$1,842	\$7,371	\$0
PST	52618	CYDIA INC	2016-1001-PST-E	NAVARRO	5/4/2017	\$24,506	\$0	\$24,506	\$0
PST	53324	LAM, TIMMY J	2016-1853-PST-E	KAUFMAN	5/9/2017	\$4,500	\$900	\$3,600	\$0
PST	53220	Ishan Enterprises, Inc.	2016-1575-PST-E	FORT BEND	5/9/2017	\$4,125	\$825	\$3,300	\$0
PST	53623	Sunwell Corporation	2016-1988-PST-E	BEXAR	5/9/2017	\$1,859	\$371	\$1,488	\$0
PST	52374	3AR INC	2016-0754-PST-E	TARRANT	5/9/2017	\$3,375	\$0	\$3,375	\$0
PST	53422	BUDDYS INVESTMENT INC	2016-1771-PST-E	DALLAS	5/9/2017	\$1,937	\$0	\$1,937	\$0
PST	52575	Handy Shop Inc	2016-0953-PST-E	BEXAR	5/9/2017	\$3,563	\$712	\$2,851	\$0
PST	53469	MUTUAL OIL TRADING INC.	2016-1824-PST-E	GRAYSON	5/9/2017	\$3,563	\$712	\$2,851	\$0
PST	53162	SUNWEST GROCERY, LLC	2016-1539-PST-E	JOHNSON	5/9/2017	\$3,375	\$0	\$3,375	\$0
PST	52592	JAYALAKSHMI GROUP LLC	2016-0965-PST-E	GUADALUPE	5/9/2017	\$2,438	\$0	\$2,438	\$0
PST	52845	RED OAK, INC.	2016-1213-PST-E	ELLIS	5/11/2017	\$8,754	\$1,750	\$7,004	\$0
PST	52816	VALLEY EXPRESS MART, INC.	2016-1172-PST-E	BOSQUE	5/11/2017	\$20,667	\$19,467	\$1,200	\$0
PST	52228	MACIAS, ROEL ROLANDO JR	2016-0593-PST-E	BRAZORIA	5/11/2017	\$11,575	\$2,315	\$9,260	\$0
PST	52443	Annu Golden, Inc.	2016-0809-PST-E	TRAVIS	5/11/2017	\$28,815	\$0	\$28,815	\$0
PST	53149	EPP-TEXAS ACQUISITION, LLC	2016-1512-PST-E	TARRANT	5/11/2017	\$36,984	\$7,396	\$29,588	\$0

## Singles Programs

## Appendix 7: List of Administrative Orders Issued - FY2017

Date Range Selected : 9/1/2016 - 8/31/2017

PGM	Case No.	Respondent Name	Docket#	County	Order Date	Penalty Assessed	Penalty Deferred	Payable Amount	SEP Offset
PST	52356	PAKG ENTERPRISES INC	2016-0730-PST-E	BRAZORIA	5/11/2017	\$14,312	\$2,862	\$11,450	\$0
PST	53464	Dale Oil Co., Inc.	2016-1811-PST-E	BAILEY	5/11/2017	\$8,538	\$1,707	\$6,831	\$0
PST	52956	Independent Oil Company	2016-1319-PST-E	HILL	5/11/2017	\$8,659	\$1,731	\$6,928	\$0
PST	52889	ELLIOTT, EFFERSON D	2016-1269-PST-E	TOM GREEN	5/11/2017	\$12,855	\$2,571	\$10,284	\$0
PST	52757	VALLEY EXPRESS MART, INC.	2016-1131-PST-E	BOSQUE	5/11/2017	\$20,895	\$19,695	\$1,200	\$0
PST	52899	BB & M INTERESTS, INC.	2016-1292-PST-E	HARRIS	5/11/2017	\$8,355	\$1,671	\$6,684	\$0
PST	52714	Neptune International Inc.	2016-1088-PST-E	HARRIS	5/23/2017	\$4,687	\$937	\$3,750	\$0
PST	52852	Expressway, Inc.	2016-1236-PST-E	GALVESTON	5/23/2017	\$6,188	\$1,237	\$4,951	\$0
PST	52287	LION GATE GAS SERVICES INC	2016-0659-PST-E	EL PASO	5/23/2017	\$6,396	\$0	\$6,396	\$0
PST	53626	JPM BUSINESS INC	2016-1989-PST-E	VAN ZANDT	5/23/2017	\$6,000	\$1,200	\$4,800	\$0
PST	52891	H2Go, LLC	2016-1272-PST-E	TARRANT	5/23/2017	\$2,015	\$0	\$2,015	\$0
PST	52893	Severn Trent Environmental Services, Inc.	2016-1276-PST-E	HARRIS	5/23/2017	\$5,859	\$1,171	\$4,688	\$0
PST	52866	Coastway Inc.	2016-1247-PST-E	ORANGE	5/23/2017	\$2,813	\$562	\$2,251	\$0
PST	53625	Brookshire Brothers, Inc.	2016-1990-PST-E	ANGELINA	5/23/2017	\$6,750	\$1,350	\$5,400	\$0
PST	53172	EBRAHIM, RAFIQ *	2016-1523-PST-E	MILAM	5/23/2017	\$4,500	\$900	\$3,600	\$0
PST	53144	SEGUIN BUSINESS, L.L.C.	2016-1498-PST-E	GUADALUPE	5/23/2017	\$3,000	\$600	\$2,400	\$0
PST	53669	DUNCANVILLE CAMP WISDOM INVESTMENT INC	2016-2063-PST-E	DALLAS	5/23/2017	\$3,375	\$675	\$2,700	\$0
PST	53671	PERVAIZ, FAHMINA	2016-2034-PST-E	DALLAS	5/23/2017	\$6,750	\$1,350	\$5,400	\$0
PST	52793	Western Refining Wholesale, LLC	2016-1200-PST-E	EL PASO	5/30/2017	\$14,745	\$2,949	\$11,796	\$0
PST	52245	ZAHRA, BASSAM	2016-0627-PST-E	DALLAS	5/30/2017	\$9,015	\$0	\$9,015	\$0
PST	53234	Jadidi Corporation	2016-1592-PST-E	GALVESTON	5/30/2017	\$8,695	\$1,739	\$6,956	\$0
PST	53302	PRANAV & DAISY GROUP LLC	2016-1653-PST-E	GREGG	5/30/2017	\$8,625	\$1,725	\$6,900	\$0
PST	52493	SUHA ENTERPRISES INC	2016-1087-PST-E	BEXAR	5/30/2017	\$10,629	\$0	\$10,629	\$0
PST	52974	JZV, Inc.	2016-1336-PST-E	GALVESTON	5/30/2017	\$10,580	\$2,116	\$8,464	\$0
PST	52803	WILEY, KENNETH D *	2016-1190-PST-E	DAWSON	5/30/2017	\$28,606	\$0	\$28,606	\$0
PST	51601	FARAHNAKIAN, NASSER	2015-1773-PST-E	NUECES	5/30/2017	\$27,000	\$0	\$27,000	\$0
PST	53624	PHAM, MAI T	2016-1991-PST-E	GALVESTON	6/6/2017	\$3,937	\$787	\$3,150	\$0
PST	53280	Total Stop, L. P,	2016-1707-PST-E	CASS	6/6/2017	\$6,750	\$1,350	\$5,400	\$0
PST	53500	NORTH FOURTH EXPRESS, INC.	2016-1863-PST-E	HOUSTON	6/6/2017	\$3,563	\$712	\$2,851	\$0
PST	52879	EDNA ENTERPRISES, INC.	2016-1260-PST-E	JACKSON	6/6/2017	\$4,875	\$975	\$3,900	\$0
PST	52829	JC & G COMPANY, LLC	2016-1205-PST-E	TRINITY	6/6/2017	\$4,500	\$0	\$4,500	\$0
PST	53305	Oncor Electric Delivery Company LLC	2016-1660-PST-E	HENDERSON	6/6/2017	\$4,600	\$920	\$3,680	\$0
PST	52061	Tacs, Inc.	2016-0419-PST-E	TOM GREEN	6/6/2017	\$4,403	\$880	\$3,523	\$0
PST	53519	BURKS, JOHNNY *	2016-1889-PST-E	CORYELL	6/6/2017	\$2,438	\$487	\$1,951	\$0
PST	52494	Balques Inc.	2016-1157-PST-E	GRAYSON	6/13/2017	\$15,000	\$3,000	\$12,000	\$0
PST	52386	G & RAZI INVESTMENT, INC.	2016-0750-PST-E	BASTROP	6/13/2017	\$35,106	\$0	\$35,106	\$0
PST	53304	CSTORE VENTURES INC	2016-1652-PST-E	LLANO	6/13/2017	\$10,929	\$2,185	\$8,744	\$0
PST	53482	CROCKETT EXPRESS, INC.	2016-1832-PST-E	HOUSTON	6/13/2017	\$29,854	\$5,970	\$23,884	\$0



## Singles Programs

## Appendix 7: List of Administrative Orders Issued - FY2017

Date Range Selected : 9/1/2016 - 8/31/2017

PGM	Case No.	Respondent Name	Docket#	County	Order Date	Penalty Assessed	Penalty Deferred	Payable Amount	SEP Offset
PST	52262	Sharif & Associates, Inc.	2016-0633-PST-E	MORRIS	6/13/2017	\$9,129	\$0	\$9,129	\$0
PST	53367	Sabir, Inc.	2016-1716-PST-E	JEFFERSON	6/13/2017	\$8,879	\$0	\$8,879	\$0
PST	53622	Dupre Logistics L L C	2016-1980-PST-E	HARRIS	6/13/2017	\$7,042	\$0	\$7,042	\$0
PST	53714	SAHI Brothers, Inc.	2016-2080-PST-E	WILLIAMSON	6/20/2017	\$2,567	\$513	\$2,054	\$0
PST	53969	Mabank ISD	2017-0186-PST-E	KAUFMAN	6/20/2017	\$5,813	\$1,162	\$4,651	\$0
PST	53855	Nablus #1, Inc.	2017-0075-PST-E	TARRANT	6/20/2017	\$6,750	\$1,350	\$5,400	\$0
PST	53211	Pinco Inc.	2016-1558-PST-E	BEXAR	6/20/2017	\$3,375	\$675	\$2,700	\$0
PST	53724	Chaudhry Enterprises Incorporated	2016-2067-PST-E	PANOLA	6/20/2017	\$6,100	\$1,220	\$4,880	\$0
PST	53870	INCE Distributing, Inc.	2017-0086-PST-E	BEXAR	6/20/2017	\$3,000	\$600	\$2,400	\$0
PST	52545	JAIN, RAKESH	2016-0899-PST-E	GALVESTON	6/20/2017	\$4,786	\$0	\$4,786	\$0
PST	53748	TIB - The Independent BankersBank	2016-2094-PST-E	DALLAS	6/20/2017	\$5,352	\$1,070	\$4,282	\$0
PST	51962	DENBOER, JAMES LEE	2016-0304-PST-E	TARRANT	6/20/2017	\$6,300	\$2,700	\$3,600	\$0
PST	53808	HSS INVESTMENTS, INC.	2017-0016-PST-E	TARRANT	6/20/2017	\$7,313	\$1,462	\$5,851	\$0
PST	53747	ALINA & ARISH INVESTMENTS, LLC	2016-2095-PST-E	HARRIS	6/20/2017	\$3,088	\$617	\$2,471	\$0
PST	52341	SADAF GLOBAL CORPORATION	2016-0708-PST-E	JEFFERSON	6/20/2017	\$4,800	\$960	\$3,840	\$0
PST	52898	GLOBAL GOLDEN, INC.	2016-1279-PST-E	MCLENNAN	6/20/2017	\$6,750	\$1,350	\$5,400	\$0
PST	53634	H & S Business LLC	2016-2032-PST-E	GRAYSON	6/20/2017	\$2,567	\$513	\$2,054	\$0
PST	52834	Ado Alliance Inc.	2016-1227-PST-E	ORANGE	6/20/2017	\$7,385	\$1,477	\$5,908	\$0
PST	53909	Regal Oil Inc.	2017-0130-PST-E	TOM GREEN	6/20/2017	\$4,106	\$821	\$3,285	\$0
PST	53834	Kismat, Inc.	2017-0052-PST-E	TARRANT	7/11/2017	\$1,562	\$312	\$1,250	\$0
PST	53945	HCA Health Services of Texas, Inc.	2017-0161-PST-E	HIDALGO	7/11/2017	\$5,302	\$1,060	\$4,242	\$0
PST	52847	HERLIS CORPORATION	2016-1212-PST-E	GUADALUPE	7/12/2017	\$12,325	\$11,125	\$1,200	\$0
PST	53605	Connel Oil Corp.	2016-1958-PST-E	PARKER	7/12/2017	\$11,625	\$2,325	\$9,300	\$0
PST	46490	UNG, MICHAEL	2016-1900-PST-E	CASS	7/12/2017	\$76,582	\$0	\$76,582	\$0
PST	53559	Paddy's One-Stop, Inc.	2016-1925-PST-E	DALLAS	7/12/2017	\$8,250	\$1,650	\$6,600	\$0
PST	52266	SKI RIDE INC	2016-0630-PST-E	SMITH	7/12/2017	\$6,276	\$0	\$6,276	\$0
PST	52728	Royal Kirkwood Investments, Inc.	2016-1107-PST-E	FORT BEND	7/12/2017	\$14,358	\$2,871	\$11,487	\$0
PST	52384	Mike's Little Supermarket and Deli, LLC	2016-0749-PST-E	GALVESTON	7/12/2017	\$14,022	\$2,804	\$11,218	\$0
PST	47675	Joe's & Cho, Inc.	2015-1221-PST-E	TARRANT	7/12/2017	\$70,129	\$59,500	\$10,629	\$0
PST	53298	MDW ENTERPRISES, LLC	2016-1643-PST-E	BRAZORIA	7/12/2017	\$9,105	\$1,821	\$7,284	\$0
PST	53307	Noble Business Inc.	2016-1650-PST-E	DENTON	7/18/2017	\$3,750	\$0	\$3,750	\$0
PST	53228	AREEBA & SAAMIA INC	2016-1584-PST-E	GREGG	7/18/2017	\$4,629	\$925	\$3,704	\$0
PST	53168	EUCEDA, WILLIAM	2016-1530-PST-E	CAMERON	7/18/2017	\$4,629	\$925	\$3,704	\$0
PST	53845	MV Transportation, Inc	2017-0072-PST-E	TRAVIS	7/18/2017	\$3,143	\$628	\$2,515	\$0
PST	53203	J & J CSTORE 2 LLC	2016-1559-PST-E	HENDERSON	7/18/2017	\$6,750	\$0	\$6,750	\$0
PST	52591	RAINEY, BENTON	2016-0964-PST-E	DELTA	7/18/2017	\$6,000	\$0	\$6,000	\$0
PST	53061	NEW N & S VENTURES LLC	2016-1751-PST-E	TARRANT	7/27/2017	\$13,788	\$2,757	\$11,031	\$0
PST	53744	Knox Oil of Texas, Inc.	2016-2096-PST-E	KAUFMAN	7/27/2017	\$9,751	\$1,950	\$7,801	\$0

## Singles Programs

## Appendix 7: List of Administrative Orders Issued - FY2017

Date Range Selected : 9/1/2016 - 8/31/2017

PGM	Case No.	Respondent Name	Docket#	County	Order Date	Penalty Assessed	Penalty Deferred	Payable Amount	SEP Offset
PST	53861	PENTA OPERATING, LLC	2017-0094-PST-E	MIDLAND	7/27/2017	\$8,547	\$1,709	\$6,838	\$0
PST	52772	CLIFTON FOOD MART, L.L.C.	2016-1158-PST-E	BOSQUE	7/27/2017	\$13,500	\$0	\$13,500	\$0
PST	53843	CARBINE KILO INC	2017-0059-PST-E	WILLIAMSON	8/1/2017	\$6,129	\$1,225	\$4,904	\$0
PST	53859	Mufaddal Ventures, Inc.	2017-0073-PST-E	HARRIS	8/1/2017	\$6,438	\$1,287	\$5,151	\$0
PST	53349	Seshaa, LLC	2016-1693-PST-E	BRAZORIA	8/1/2017	\$4,742	\$948	\$3,794	\$0
PST	53994	Pinery, Inc	2017-0228-PST-E	DALLAS	8/1/2017	\$2,438	\$487	\$1,951	\$0
PST	54101	KEVIN ENTERPRISES INC	2017-0325-PST-E	BEXAR	8/1/2017	\$2,438	\$487	\$1,951	\$0
PST	52857	Taha Investments "Inc"	2016-1232-PST-E	MCLENNAN	8/1/2017	\$4,125	\$825	\$3,300	\$0
PST	54032	Nita Corporation	2017-0262-PST-E	DALLAS	8/1/2017	\$3,563	\$712	\$2,851	\$0
PST	53878	ARNAV BUSINESS INC.	2017-0104-PST-E	HARRIS	8/1/2017	\$2,642	\$528	\$2,114	\$0
PST	52525	ANS Platinum LLC	2016-0889-PST-E	MCLENNAN	8/1/2017	\$3,750	\$750	\$3,000	\$0
PST	54022	RARA LLC	2017-0241-PST-E	ERATH	8/1/2017	\$3,375	\$675	\$2,700	\$0
PST	51259	ST. MINA INVESTMENTS, LLC	2015-1394-PST-E	TARRANT	8/2/2017	\$11,526	\$0	\$11,526	\$0
PST	53608	Lufkin Travel Plaza LLC	2016-2000-PST-E	ANGELINA	8/2/2017	\$11,250	\$2,250	\$9,000	\$0
PST	53591	Amron Properties L.L.C.	2016-1963-PST-E	CHAMBERS	8/8/2017	\$5,250	\$0	\$5,250	\$0
PST	53375	MRUBEL ENTERPRISE INC	2016-1734-PST-E	BEXAR	8/8/2017	\$3,000	\$0	\$3,000	\$0
PST	51073	AZEL H CORP.	2015-1336-PST-E	HARRIS	8/8/2017	\$5,000	\$0	\$5,000	\$0
PST	53046	S&P TEXAN, INC	2016-1373-PST-E	ELLIS	8/15/2017	\$3,563	\$0	\$3,563	\$0
PST	53575	AL - SARA ENTERPRISES, INC.	2016-1981-PST-E	TRAVIS	8/15/2017	\$3,375	\$0	\$3,375	\$0
PST	53595	Gams Inc.	2016-1962-PST-E	KLEBERG	8/15/2017	\$4,500	\$0	\$4,500	\$0
PST	52715	VALLEY EXPRESS MART, INC.	2016-1270-PST-E	BOSQUE	8/15/2017	\$5,129	\$3,929	\$1,200	\$0
PST	54073	ANGAL 786 ENTERPRISE INC	2017-0332-PST-E	BURLESON	8/22/2017	\$2,438	\$487	\$1,951	\$0
PST	53553	Community Services, Inc.	2016-1924-PST-E	NAVARRO	8/22/2017	\$5,250	\$1,050	\$4,200	\$0
PST	53943	Oil Patch Fuel & Supply, Inc.	2017-0162-PST-E	CAMERON	8/22/2017	\$1,356	\$271	\$1,085	\$0
PST	53314	DHP SALES & SERVICES INC	2016-1663-PST-E	HARRIS	8/23/2017	\$15,598	\$0	\$15,598	\$0
PST	53581	GoPetro Transport LLC	2016-1954-PST-E	HARRIS	8/23/2017	\$3,612	\$0	\$3,612	\$0
PST	52350	Naila Partners, Ltd.	2016-0724-PST-E	BEXAR	8/23/2017	\$15,579	\$0	\$15,579	\$0
PST	50748	GOLD STAR, LLC	2015-1093-PST-E	DALLAS	8/23/2017	\$21,986	\$0	\$21,986	\$0
PST	53741	DFW Fuel City, Inc.	2016-2091-PST-E	DALLAS	8/23/2017	\$10,894	\$2,178	\$8,716	\$0
PST	53615	YETI INVESTMENT LLC	2016-1982-PST-E	COLLIN	8/23/2017	\$8,415	\$1,683	\$6,732	\$0
PST	44781	Hicks Oil & Butane Co.	2015-1734-PST-E	CAMERON	8/23/2017	\$49,500	\$45,900	\$3,600	\$0
PST	51616	Jai Shree Ambe Corporation	2015-1780-PST-E	MCLENNAN	8/23/2017	\$26,239	\$0	\$26,239	\$0
PST	52925	OZMIR, INC.	2016-1290-PST-E	DALLAS	8/23/2017	\$15,475	\$3,095	\$12,380	\$0
PST	53633	PATEL, KACY *	2016-2002-PST-E	DALLAS	8/29/2017	\$6,251	\$1,250	\$5,001	\$0
PST	53213	TEXAS 1 TRAVEL STOP INC	2016-1557-PST-E	VAN ZANDT	8/29/2017	\$7,253	\$1,450	\$5,803	\$0
PST	53156	Sai BBD, Inc	2016-1518-PST-E	TARRANT	8/29/2017	\$6,629	\$3,029	\$3,600	\$0
<b>Subtotal for PST : 567</b>						<b>\$4,357,865</b>	<b>\$803,263</b>	<b>\$3,478,017</b>	<b>\$76,585</b>
PWS	51683	Ranch Hand Apartments, LLC	2015-1854-PWS-E	RANDALL	9/6/2016	\$550	\$0	\$550	\$0

## Singles Programs

## Appendix 7: List of Administrative Orders Issued - FY2017

Date Range Selected : 9/1/2016 - 8/31/2017

PGM	Case No.	Respondent Name	Docket#	County	Order Date	Penalty Assessed	Penalty Deferred	Payable Amount	SEP Offset
PWS	49634	Olsen Estates Property Owner's Association	2014-1682-PWS-E	CHAMBERS	9/6/2016	\$918	\$0	\$918	\$0
PWS	51424	City of Nome	2015-1585-PWS-E	JEFFERSON	9/13/2016	\$6,492	\$0	\$0	\$6,492
PWS	50861	Lakeshore Utility Company	2015-1098-PWS-E	SMITH	9/13/2016	\$947	\$0	\$947	\$0
PWS	51787	Girl Scouts of Texas Oklahoma Plains, Inc.	2016-0120-PWS-E	CROSBY	9/13/2016	\$315	\$0	\$315	\$0
PWS	52047	Jusryn Company, Inc.	2016-0400-PWS-E	HOOD	9/20/2016	\$504	\$100	\$404	\$0
PWS	51971	Water Necessities, Inc.	2016-0322-PWS-E	HARDIN	9/20/2016	\$388	\$77	\$311	\$0
PWS	52269	Council Creek Village, Inc.	2016-0646-PWS-E	BURNET	9/20/2016	\$120	\$24	\$96	\$0
PWS	52741	WILLIAMS, WALTER B	2016-1125-WOC-E	COTTLE	9/27/2016	\$175	\$0	\$175	\$0
PWS	52291	Central Bowie County Water Supply Corporation	2016-0656-PWS-E	BOWIE	9/27/2016	\$146	\$29	\$117	\$0
PWS	52010	Sam Rayburn Water, Inc.	2016-0363-PWS-E	SAN AUGUSTINE	9/27/2016	\$525	\$105	\$420	\$0
PWS	51836	Texas Department Of Aging & Disability Services	2016-0164-PWS-E	ANGELINA	9/27/2016	\$200	\$40	\$160	\$0
PWS	50683	City of Calvert	2015-0903-PWS-E	ROBERTSON	9/27/2016	\$617	\$123	\$494	\$0
PWS	52201	Arrowhead Hill Water Supply Corporation	2016-0565-PWS-E	BELL	9/27/2016	\$500	\$100	\$400	\$0
PWS	51752	City of Laredo	2016-0082-PWS-E	WEBB	9/29/2016	\$1,491	\$0	\$1,491	\$0
PWS	51794	City of Zavalla	2016-0129-PWS-E	ANGELINA	9/29/2016	\$298	\$0	\$298	\$0
PWS	51941	The Consolidated Water Supply Corporation	2016-0280-PWS-E	HOUSTON	10/11/2016	\$351	\$0	\$351	\$0
PWS	51924	Heart O' Texas Council of the Boy Scouts of America	2016-0257-PWS-E	WISE	10/11/2016	\$725	\$0	\$725	\$0
PWS	52077	Monarch Utilities I L.P.	2016-0428-PWS-E	GRAYSON	10/11/2016	\$172	\$0	\$172	\$0
PWS	51710	United Skates Inc.	2016-0026-PWS-E	LUBBOCK	10/11/2016	\$660	\$0	\$660	\$0
PWS	51873	Horsemans Ranch Morgan Mill Homeowners Association Incorporated	2016-0223-PWS-E	ERATH	10/11/2016	\$550	\$0	\$550	\$0
PWS	52082	Red River Authority of Texas	2016-0438-PWS-E	GRAYSON	10/11/2016	\$1,260	\$0	\$1,260	\$0
PWS	51928	CORTES, MARIO A *	2016-0253-PWS-E	BEXAR	10/11/2016	\$762	\$0	\$762	\$0
PWS	51688	Sam Rayburn Water, Inc.	2016-0007-PWS-E	SAN AUGUSTINE	10/11/2016	\$1,099	\$0	\$1,099	\$0
PWS	51944	Millersview-Doole Water Supply Corporation	2016-0286-PWS-E	CONCHO	10/11/2016	\$702	\$0	\$702	\$0
PWS	51661	United States Army Corps of Engineers *	2015-1826-PWS-E	GRAYSON	10/11/2016	\$1,986	\$0	\$1,986	\$0
PWS	51551	United States Army Corps of Engineers	2015-1721-PWS-E	CHAMBERS	10/11/2016	\$732	\$0	\$732	\$0
PWS	51754	Sam Rayburn Water, Inc.	2016-0087-PWS-E	SAN AUGUSTINE	10/11/2016	\$1,260	\$0	\$1,260	\$0
PWS	51900	G-M Water Supply Corporation	2016-0242-PWS-E	SABINE	10/11/2016	\$1,620	\$0	\$1,620	\$0
PWS	51967	Big Star RV Park, LLC	2016-0315-PWS-E	HOWARD	10/11/2016	\$660	\$660	\$0	\$0
PWS	49770	Larry E. Smith	2014-1809-PWS-E	*MULTIPLE	10/11/2016	\$1,752	\$0	\$1,752	\$0
PWS	52211	North Orange Water & Sewer, LLC	2016-0573-PWS-E	ORANGE	10/25/2016	\$1,821	\$364	\$1,457	\$0
PWS	51809	Jonah Water Special Utility District	2016-0138-PWS-E	WILLIAMSON	10/25/2016	\$345	\$69	\$276	\$0
PWS	50873	Oak Terrace Estates, Inc. *	2015-1108-PWS-E	POLK	10/25/2016	\$740	\$0	\$740	\$0
PWS	52191	Anita Lewis *	2016-0550-PWS-E	BURNET	10/25/2016	\$262	\$52	\$210	\$0
PWS	52153	Pioneer Natural Resources USA, Inc.	2016-0513-PWS-E	VICTORIA	10/25/2016	\$250	\$50	\$200	\$0
PWS	51403	Lakeshore Utility Company	2015-1552-PWS-E	HENDERSON	10/26/2016	\$1,168	\$0	\$1,168	\$0
PWS	51819	Lake palo Pinto Area Water Supply Corporation	2016-0148-PWS-E	PALO PINTO	10/26/2016	\$351	\$0	\$351	\$0

## Singles Programs

## Appendix 7: List of Administrative Orders Issued - FY2017

Date Range Selected : 9/1/2016 - 8/31/2017

PGM	Case No.	Respondent Name	Docket#	County	Order Date	Penalty Assessed	Penalty Deferred	Payable Amount	SEP Offset
PWS	51920	Vista Verde Water Systems, Inc.	2016-0259-PWS-E	MONTGOMERY	10/26/2016	\$1,484	\$0	\$1,484	\$0
PWS	43966	Castle Water, Inc.	2016-0071-PWS-E	HOOD	11/8/2016	\$485	\$0	\$485	\$0
PWS	52318	Aqua Utilities, Inc.	2016-0669-PWS-E	TRAVIS	11/8/2016	\$351	\$351	\$0	\$0
PWS	51929	Presidio County Water Improvement District 1	2016-0252-PWS-E	PRESIDIO	11/8/2016	\$900	\$0	\$900	\$0
PWS	51084	The Mission Texas International Training Center	2015-1209-PWS-E	PARKER	11/8/2016	\$580	\$0	\$580	\$0
PWS	52147	Gary Water Supply Corporation	2016-0505-PWS-E	PANOLA	11/8/2016	\$1,206	\$241	\$965	\$0
PWS	51161	JENNINGS, SHELLEY *	2015-1290-PWS-E	BOWIE	11/8/2016	\$925	\$185	\$740	\$0
PWS	52118	TEXAS STATE UNIVERSITY	2016-0472-PWS-E	HAYS	11/8/2016	\$870	\$174	\$696	\$0
PWS	52638	VUN, TONG KY	2016-1021-PWS-E	BRAZORIA	11/8/2016	\$122	\$24	\$98	\$0
PWS	52136	City of Granite Shoals	2016-0491-PWS-E	BURNET	11/8/2016	\$1,170	\$234	\$936	\$0
PWS	52449	Texas Water Systems, Inc.	2016-0827-PWS-E	UPSHUR	11/8/2016	\$300	\$60	\$240	\$0
PWS	52639	City of Commerce	2016-1020-PWS-E	HUNT	11/8/2016	\$862	\$172	\$690	\$0
PWS	52631	City Of New Home	2016-1145-PWS-E	LYNN	11/8/2016	\$135	\$27	\$108	\$0
PWS	51685	CAMPOS, ALFONZO SR	2016-0009-WOC-E	BEE	11/8/2016	\$436	\$0	\$436	\$0
PWS	51660	Oak Terrace Estates, Inc. *	2015-1830-PWS-E	POLK	11/8/2016	\$1,107	\$0	\$1,107	\$0
PWS	52394	City of Strawn	2016-0769-PWS-E	PALO PINTO	11/8/2016	\$345	\$69	\$276	\$0
PWS	52459	Strip Property Land and Water, LLC	2016-0822-PWS-E	LUBBOCK	11/8/2016	\$748	\$149	\$599	\$0
PWS	52504	Tim Enterprise, Inc.	2016-0876-PWS-E	BRAZORIA	11/8/2016	\$320	\$64	\$256	\$0
PWS	51751	City of Elsa	2016-0085-PWS-E	HIDALGO	11/16/2016	\$1,952	\$0	\$1,952	\$0
PWS	52373	City of Megargel	2016-0747-PWS-E	ARCHER	11/16/2016	\$195	\$0	\$195	\$0
PWS	52295	WTR Real Estate Holdings, L.C.	2016-0692-PWS-E	LUBBOCK	11/16/2016	\$246	\$246	\$0	\$0
PWS	52463	S.L.C. Water Supply Corporation	2016-0825-PWS-E	LIMESTONE	11/16/2016	\$1,122	\$0	\$1,122	\$0
PWS	52265	Road Ranger, L.L.C.	2016-0631-PWS-E	FRIO	11/16/2016	\$2,944	\$0	\$2,944	\$0
PWS	52009	Pendleton Harbor Water Supply Corporation	2016-0364-PWS-E	SABINE	11/16/2016	\$351	\$0	\$351	\$0
PWS	52294	LOPEZ, BRENDA L	2016-0693-PWS-E	EL PASO	11/16/2016	\$217	\$0	\$217	\$0
PWS	42510	SOUTH TEXAS WATER AUTHORITY INDUSTRIAL DEVELOPMENT CORPORATION	2011-1647-PWS-E	KLEBERG	11/22/2016	\$2,443	\$0	\$2,443	\$0
PWS	52635	Imperial Group Manufacturing, Inc.	2016-1010-PWS-E	WISE	12/6/2016	\$897	\$179	\$718	\$0
PWS	52651	City of Covington	2016-1030-PWS-E	HILL	12/6/2016	\$1,121	\$224	\$897	\$0
PWS	52139	Highland Water Supply Corporation	2016-0503-PWS-E	PARKER	12/6/2016	\$935	\$187	\$748	\$0
PWS	52485	City of Star Harbor	2016-0859-PWS-E	HENDERSON	12/6/2016	\$450	\$90	\$360	\$0
PWS	52859	City of Trinidad	2016-1246-PWS-E	HENDERSON	12/6/2016	\$226	\$45	\$181	\$0
PWS	52130	E. S. Water Utility Consolidators Inc.	2016-0481-PWS-E	MONTGOMERY	12/6/2016	\$1,213	\$242	\$971	\$0
PWS	52556	Sun WSC	2016-0929-PWS-E	TAYLOR	12/6/2016	\$1,090	\$218	\$872	\$0
PWS	53311	ENGDAHL, DENNIS N	2016-1669-WOC-E	HARRISON	12/6/2016	\$175	\$0	\$175	\$0
PWS	51969	El Sauz Water Supply Corporation	2016-0313-PWS-E	STARR	12/6/2016	\$434	\$86	\$348	\$0
PWS	52316	P B & S C Water Supply Corporation	2016-0672-PWS-E	SAN JACINTO	12/6/2016	\$52	\$10	\$42	\$0
PWS	52919	City of LaDonia	2016-1308-PWS-E	FANNIN	12/6/2016	\$140	\$28	\$112	\$0

## Singles Programs

## Appendix 7: List of Administrative Orders Issued - FY2017

Date Range Selected : 9/1/2016 - 8/31/2017

PGM	Case No.	Respondent Name	Docket#	County	Order Date	Penalty Assessed	Penalty Deferred	Payable Amount	SEP Offset
PWS	52444	Aqua Utilities, Inc.	2016-0817-PWS-E	TARRANT	12/6/2016	\$157	\$31	\$126	\$0
PWS	52148	Savage Water Services, LLC	2016-0510-PWS-E	WASHINGTON	12/6/2016	\$1,281	\$256	\$1,025	\$0
PWS	53056	GUERRERO, CHRISTOPHER L SR	2016-1418-WOC-E	CROSBY	12/6/2016	\$175	\$0	\$175	\$0
PWS	52343	Lake Livingston Water Supply Corporation	2016-0716-PWS-E	POLK	12/9/2016	\$345	\$345	\$0	\$0
PWS	52584	U.S. Steel Tubular Products, Inc.	2016-0990-PWS-E	MORRIS	12/9/2016	\$146	\$146	\$0	\$0
PWS	52123	Lubbock Reese Redevelopment Authority Corporation	2016-0476-PWS-E	LUBBOCK	12/9/2016	\$1,260	\$0	\$1,260	\$0
PWS	52058	City of Tyler	2016-0422-PWS-E	SMITH	12/9/2016	\$3,288	\$0	\$3,288	\$0
PWS	51686	LUBBOCK INVESTMENTS, LLC, a Nevada Corporation *	2016-0006-PWS-E	LUBBOCK	12/9/2016	\$4,071	\$0	\$4,071	\$0
PWS	51204	Kenedy County	2015-1319-PWS-E	KENEDY	12/9/2016	\$800	\$0	\$800	\$0
PWS	51930	Hudspeth County Water Control And Improvement District No. 1	2016-0251-PWS-E	HUDSPETH	12/9/2016	\$875	\$0	\$875	\$0
PWS	51578	James McIntire	2015-1751-PWS-E	VAL VERDE	12/9/2016	\$2,844	\$0	\$2,844	\$0
PWS	51970	7-Eleven, Inc.	2016-0323-PWS-E	VICTORIA	12/9/2016	\$1,129	\$0	\$1,129	\$0
PWS	51296	Minsa Corporation	2015-1435-PWS-E	BAILEY	12/9/2016	\$1,178	\$0	\$1,178	\$0
PWS	52368	Walnut Creek Special Utility District	2016-0739-PWS-E	PARKER	12/9/2016	\$2,760	\$0	\$2,760	\$0
PWS	51750	City of Kenedy	2016-0084-PWS-E	KARNES	12/9/2016	\$1,027	\$0	\$0	\$1,027
PWS	52642	City of Decatur	2016-1019-PWS-E	WISE	12/9/2016	\$762	\$0	\$762	\$0
PWS	52317	Jaguars Holdings, Inc.	2016-0671-PWS-E	LUBBOCK	12/13/2016	\$172	\$172	\$0	\$0
PWS	52054	City of Temple	2016-0415-PWS-E	BELL	12/13/2016	\$3,442	\$688	\$2,754	\$0
PWS	52137	City of Ranger	2016-0488-PWS-E	EASTLAND	12/13/2016	\$3,768	\$753	\$3,015	\$0
PWS	52637	Nerro Supply, LLC	2016-1009-PWS-E	CHAMBERS	12/13/2016	\$539	\$107	\$432	\$0
PWS	8269	W. Oaks Phoenix Corp.	2016-0997-UCR-E	HUNT	12/27/2016	\$0	\$0	\$0	\$0
PWS	52792	City of Jacksboro	2016-1198-PWS-E	JACK	1/4/2017	\$1,575	\$315	\$1,260	\$0
PWS	52120	Village Farms, L.P.	2016-0470-PWS-E	JEFF DAVIS	1/4/2017	\$1,311	\$262	\$1,049	\$0
PWS	52633	City of Groesbeck	2016-1012-PWS-E	LIMESTONE	1/10/2017	\$1,755	\$351	\$1,404	\$0
PWS	52462	City of Troy	2016-0826-PWS-E	BELL	1/10/2017	\$345	\$69	\$276	\$0
PWS	52640	7-Eleven, Inc.	2016-1027-PWS-E	VICTORIA	1/10/2017	\$1,583	\$316	\$1,267	\$0
PWS	53112	City of Crosbyton	2016-1475-PWS-E	CROSBY	1/10/2017	\$50	\$10	\$40	\$0
PWS	52915	Staff Water Supply Corporation	2016-1304-PWS-E	EASTLAND	1/10/2017	\$50	\$10	\$40	\$0
PWS	52549	Mullin Independent School District	2016-0916-PWS-E	MILLS	1/20/2017	\$960	\$0	\$960	\$0
PWS	51569	Randall & Spencer, LLC	2015-1747-PWS-E	JACK	1/20/2017	\$1,815	\$0	\$1,815	\$0
PWS	52832	City of Gainesville	2016-1242-PWS-E	COOKE	1/20/2017	\$702	\$0	\$702	\$0
PWS	52457	West Harrison Water Supply Corporation	2016-0823-PWS-E	HARRISON	1/20/2017	\$172	\$0	\$172	\$0
PWS	52590	City of Roxton	2016-0976-PWS-E	LAMAR	1/20/2017	\$345	\$0	\$345	\$0
PWS	52727	UIRC-GSA Cotulla TX, LLC	2016-1117-PWS-E	LA SALLE	1/20/2017	\$975	\$0	\$975	\$0
PWS	52465	Mountain Wsc	2016-0845-PWS-E	CORYELL	1/20/2017	\$345	\$0	\$345	\$0
PWS	52039	City of Detroit	2016-0382-PWS-E	RED RIVER	1/20/2017	\$411	\$411	\$0	\$0
PWS	52467	BRP PROPERTIES LLC	2016-0853-PWS-E	AUSTIN	1/20/2017	\$938	\$0	\$938	\$0

## Singles Programs

## Appendix 7: List of Administrative Orders Issued - FY2017

Date Range Selected : 9/1/2016 - 8/31/2017

PGM	Case No.	Respondent Name	Docket#	County	Order Date	Penalty Assessed	Penalty Deferred	Payable Amount	SEP Offset
PWS	51719	Sandra R. Barbey *	2016-0039-PWS-E	MCLENNAN	1/20/2017	\$2,447	\$0	\$2,447	\$0
PWS	52858	Little Elm Valley WSC	2016-1240-PWS-E	BELL	1/20/2017	\$172	\$0	\$172	\$0
PWS	52503	Burleson County Municipal Utility District 1	2016-0875-PWS-E	BURLESON	1/20/2017	\$460	\$0	\$460	\$0
PWS	52002	City of Bandera	2016-0351-PWS-E	BANDERA	1/31/2017	\$1,400	\$280	\$1,120	\$0
PWS	52552	Aqua Utilities, Inc.	2016-0913-PWS-E	CHAMBERS	1/31/2017	\$383	\$76	\$307	\$0
PWS	52951	City of Scottsville	2016-1312-PWS-E	HARRISON	1/31/2017	\$625	\$125	\$500	\$0
PWS	52015	Foster Consolidated Investments, L.L.C.	2016-0367-PWS-E	WILLIAMSON	1/31/2017	\$520	\$104	\$416	\$0
PWS	52107	Grand Castle Water Supply Corporation	2016-0459-PWS-E	HALE	1/31/2017	\$250	\$50	\$200	\$0
PWS	51344	7-Eleven, Inc.	2015-1500-MLM-E	VICTORIA	1/31/2017	\$7,304	\$1,460	\$5,844	\$0
PWS	52327	Harrold Water Supply Corp	2016-0706-PWS-E	WILBARGER	1/31/2017	\$620	\$124	\$496	\$0
PWS	53116	Worth Doing Right, LLC	2016-1473-PWS-E	BURNET	1/31/2017	\$550	\$110	\$440	\$0
PWS	51302	Darryl Wheeler	2015-1440-PWS-E	POLK	2/7/2017	\$1,154	\$0	\$1,154	\$0
PWS	52385	Hamby Water Supply Corporation	2016-0741-PWS-E	TAYLOR	2/7/2017	\$172	\$0	\$172	\$0
PWS	52855	City of Moulton	2016-1241-PWS-E	LAVACA	2/7/2017	\$799	\$0	\$799	\$0
PWS	52000	Aqua Utilities, Inc.	2016-0353-PWS-E	CHAMBERS	2/14/2017	\$758	\$151	\$607	\$0
PWS	52121	Shintech Incorporated	2016-0477-PWS-E	BRAZORIA	2/14/2017	\$1,121	\$224	\$897	\$0
PWS	51842	NEELY, JACK	2016-0184-PWS-E	SMITH	2/14/2017	\$584	\$0	\$584	\$0
PWS	53117	B. C. Y. Water Supply Corporation	2016-1470-PWS-E	ANDERSON	2/14/2017	\$113	\$22	\$91	\$0
PWS	52634	SP Utility Company, Inc.	2016-1011-PWS-E	BRAZORIA	2/14/2017	\$1,901	\$380	\$1,521	\$0
PWS	52178	Everett Square Inc.	2016-0540-PWS-E	MONTGOMERY	2/14/2017	\$1,196	\$239	\$957	\$0
PWS	52150	The Devereux Foundation	2016-0507-PWS-E	VICTORIA	2/14/2017	\$1,150	\$230	\$920	\$0
PWS	52134	Munson Point Property Owners Association	2016-0489-PWS-E	*MULTIPLE	2/14/2017	\$825	\$165	\$330	\$330
PWS	52558	Aqua Utilities, Inc.	2016-0939-PWS-E	KERR	2/14/2017	\$570	\$114	\$456	\$0
PWS	52217	MILNER, SHERRY	2016-0580-PWS-E	ANGELINA	2/14/2017	\$1,625	\$325	\$1,300	\$0
PWS	52805	City of Lawn	2016-1187-PWS-E	TAYLOR	2/14/2017	\$550	\$110	\$440	\$0
PWS	52167	Goodsprings Water Supply Corporation	2016-0520-PWS-E	RUSK	2/22/2017	\$360	\$0	\$360	\$0
PWS	50584	City of Shallowater	2015-0792-PWS-E	LUBBOCK	2/22/2017	\$202	\$202	\$0	\$0
PWS	51672	Edwin L. Carlisle	2015-1843-PWS-E	WISE	2/22/2017	\$1,891	\$0	\$1,891	\$0
PWS	51999	7-Eleven, Inc.	2016-0350-PWS-E	VICTORIA	2/22/2017	\$1,166	\$0	\$1,166	\$0
PWS	52407	Red River Authority of Texas	2016-0778-PWS-E	CLAY	2/22/2017	\$481	\$0	\$481	\$0
PWS	52729	ESCONDIDO LAND CO., INC.	2016-1115-PWS-E	LUBBOCK	2/22/2017	\$660	\$660	\$0	\$0
PWS	53024	Winkler Water Supply Corporation	2016-1399-PWS-E	NAVARRO	3/7/2017	\$200	\$40	\$160	\$0
PWS	52040	Nico Tyme Water Co-op, Inc.	2016-0384-PWS-E	BEXAR	3/7/2017	\$680	\$136	\$544	\$0
PWS	50652	DEMARY, TONYA	2015-0865-PWS-E	HARDIN	3/7/2017	\$350	\$70	\$280	\$0
PWS	53113	Camilla Coves Lot Owners Association, Inc.	2016-1482-PWS-E	SAN JACINTO	3/7/2017	\$435	\$87	\$348	\$0
PWS	52271	Circle W RV Ranch LLC	2016-0648-PWS-E	ARANSAS	3/7/2017	\$4,985	\$997	\$3,988	\$0
PWS	53397	Robert Pulido Sr. *	2016-1739-PWS-E	PARKER	3/7/2017	\$505	\$101	\$404	\$0
PWS	52745	City Of Happy	2016-1113-PWS-E	SWISHER	3/7/2017	\$472	\$94	\$378	\$0

## Singles Programs

## Appendix 7: List of Administrative Orders Issued - FY2017

Date Range Selected : 9/1/2016 - 8/31/2017

PGM	Case No.	Respondent Name	Docket#	County	Order Date	Penalty Assessed	Penalty Deferred	Payable Amount	SEP Offset
PWS	53110	Lake Livingston Water Supply Corporation	2016-1472-PWS-E	POLK	3/7/2017	\$650	\$130	\$520	\$0
PWS	53762	ROBINSON, ANN E	2016-2122-WOC-E	HILL	3/7/2017	\$175	\$0	\$175	\$0
PWS	53192	Sky Lakes Water Supply Corporation	2016-1551-PWS-E	WALLER	3/7/2017	\$337	\$67	\$270	\$0
PWS	51435	Cyndie Park 2 Water Supply Corporation	2015-1580-PWS-E	*MULTIPLE	3/7/2017	\$982	\$196	\$786	\$0
PWS	52298	EAS Oil, LLC	2016-0689-PWS-E	GILLESPIE	3/7/2017	\$1,300	\$260	\$1,040	\$0
PWS	53437	Garcia's River Camp, LLC	2016-1783-PWS-E	GONZALES	3/7/2017	\$350	\$70	\$280	\$0
PWS	52026	City of Junction	2016-0373-PWS-E	KIMBLE	3/7/2017	\$690	\$138	\$552	\$0
PWS	52921	Rehobeth Wsc	2016-1300-PWS-E	PANOLA	3/9/2017	\$172	\$0	\$172	\$0
PWS	50490	Wigginsville Victory Tabernacle	2015-0687-PWS-E	MONTGOMERY	3/9/2017	\$205	\$0	\$205	\$0
PWS	53167	K.L. Comfort Park, Ltd.	2016-1525-PWS-E	BELL	3/9/2017	\$205	\$205	\$0	\$0
PWS	52496	Monarch Utilities I L.P.	2016-0866-PWS-E	JOHNSON	3/9/2017	\$1,205	\$0	\$1,205	\$0
PWS	52133	T & W Water Service Company	2016-0490-PWS-E	LIBERTY	3/21/2017	\$2,939	\$587	\$2,352	\$0
PWS	52068	Aqua Utilities, Inc.	2016-0431-PWS-E	BRAZORIA	3/21/2017	\$549	\$109	\$440	\$0
PWS	53537	SESSO, MICHAEL	2016-1903-PWS-E	VAL VERDE	3/21/2017	\$748	\$149	\$599	\$0
PWS	53320	City of Los Fresnos	2016-1671-PWS-E	CAMERON	3/21/2017	\$1,536	\$307	\$1,229	\$0
PWS	52125	Montgomery Place Water System, Inc.	2016-0474-PWS-E	MONTGOMERY	3/21/2017	\$1,108	\$221	\$887	\$0
PWS	52923	Woodlake Josserand WSC	2016-1302-PWS-E	TRINITY	3/21/2017	\$577	\$115	\$462	\$0
PWS	53014	YES Companies EXP2, LLC	2016-1379-PWS-E	PARKER	3/21/2017	\$422	\$84	\$338	\$0
PWS	52311	Duval County Conservation and Reclamation District	2016-0674-PWS-E	DUVAL	3/21/2017	\$196	\$196	\$0	\$0
PWS	52378	Linda Carol Redford *	2016-0744-PWS-E	BANDERA	3/21/2017	\$2,198	\$439	\$1,759	\$0
PWS	51426	MUNAWAR, MUNIR ARMAD *	2015-1603-PWS-E	VICTORIA	3/21/2017	\$1,731	\$346	\$1,385	\$0
PWS	53197	Murvaul Wsc	2016-1552-PWS-E	PANOLA	3/21/2017	\$468	\$93	\$375	\$0
PWS	53301	Vicki Seyer *	2016-1658-PWS-E	GALVESTON	3/28/2017	\$1,396	\$279	\$1,117	\$0
PWS	53199	City of Austwell	2016-1555-PWS-E	REFUGIO	3/28/2017	\$100	\$20	\$80	\$0
PWS	53195	E & M Equity Holdings, LLC.	2016-1554-PWS-E	BRAZORIA	3/28/2017	\$883	\$176	\$707	\$0
PWS	52069	City of Leona	2016-0420-PWS-E	LEON	3/28/2017	\$800	\$160	\$640	\$0
PWS	53388	City of Fredericksburg	2016-1746-PWS-E	GILLESPIE	3/28/2017	\$600	\$120	\$480	\$0
PWS	53389	Faith United Methodist Church-Richmond	2016-1745-PWS-E	FORT BEND	3/28/2017	\$210	\$42	\$168	\$0
PWS	52103	Kopperl Independent School District	2016-0455-PWS-E	BOSQUE	3/28/2017	\$538	\$107	\$431	\$0
PWS	53436	El Sauz Water Supply Corporation	2016-1787-PWS-E	STARR	3/28/2017	\$162	\$32	\$130	\$0
PWS	52174	6711 Highway 332 LLC	2016-0525-PWS-E	BRAZORIA	4/11/2017	\$660	\$132	\$528	\$0
PWS	52676	Dario Guerra V. III	2016-1054-PWS-E	FRIO	4/11/2017	\$2,518	\$0	\$2,518	\$0
PWS	53981	HERNANDEZ, JESSE R	2016-1057-WOC-E	BEE	4/11/2017	\$175	\$0	\$175	\$0
PWS	40110	THOMAS, JAMES T SR	2015-1827-PWS-E	*MULTIPLE	4/13/2017	\$3,929	\$0	\$3,929	\$0
PWS	53465	City of Silverton	2016-1810-PWS-E	BRISCOE	4/13/2017	\$420	\$0	\$420	\$0
PWS	51501	City of Palestine	2015-1676-PWS-E	ANDERSON	4/13/2017	\$15,994	\$0	\$15,994	\$0
PWS	53020	Rochelle Water Supply Corporation	2016-1385-PWS-E	MCCULLOCH	4/13/2017	\$298	\$0	\$298	\$0
PWS	53028	City of Athens	2016-1396-PWS-E	HENDERSON	4/13/2017	\$714	\$0	\$714	\$0

## Singles Programs

## Appendix 7: List of Administrative Orders Issued - FY2017

Date Range Selected : 9/1/2016 - 8/31/2017

PGM	Case No.	Respondent Name	Docket#	County	Order Date	Penalty Assessed	Penalty Deferred	Payable Amount	SEP Offset
PWS	51890	Ivest, L.P.	2016-0227-PWS-E	HARRIS	4/13/2017	\$2,073	\$0	\$2,073	\$0
PWS	52551	Trinity Rural Water Supply Corporation	2016-0914-PWS-E	TRINITY	4/25/2017	\$2,609	\$521	\$2,088	\$0
PWS	53629	Gary Water Supply Corporation	2016-1993-PWS-E	PANOLA	4/25/2017	\$68	\$13	\$55	\$0
PWS	53475	Harris County Municipal Utility District 155	2016-1819-PWS-E	HARRIS	4/25/2017	\$300	\$60	\$240	\$0
PWS	53191	KKD Hidden Oaks RV Park, LLC	2016-1550-PWS-E	ARANSAS	4/25/2017	\$105	\$21	\$84	\$0
PWS	52742	City of River Oaks	2016-1112-PWS-E	TARRANT	5/4/2017	\$1,284	\$0	\$1,284	\$0
PWS	52399	City of Morgan's Point Resort	2016-0772-PWS-E	BELL	5/4/2017	\$630	\$630	\$0	\$0
PWS	48818	City of Roscoe	2016-0374-PWS-E	NOLAN	5/4/2017	\$4,331	\$0	\$4,331	\$0
PWS	51524	FABRE, BRIAN	2015-1688-PWS-E	*MULTIPLE	5/4/2017	\$2,990	\$0	\$2,990	\$0
PWS	52649	Travis County Water Control and Improvement District 18	2016-1032-PWS-E	TRAVIS	5/4/2017	\$1,095	\$0	\$1,095	\$0
PWS	52382	SINGH, SURJIT	2016-0743-PWS-E	GALVESTON	5/4/2017	\$1,720	\$0	\$1,720	\$0
PWS	52624	City of Los Fresnos	2016-1005-PWS-E	CAMERON	5/4/2017	\$3,528	\$0	\$3,528	\$0
PWS	53021	Rock Creek Water Supply Corporation	2016-1384-PWS-E	PALO PINTO	5/4/2017	\$231	\$0	\$231	\$0
PWS	52920	Heritage Financial Group, Inc.	2016-1303-PWS-E	HARRISON	5/4/2017	\$195	\$195	\$0	\$0
PWS	53354	City of Rotan	2016-1748-PWS-E	FISHER	5/4/2017	\$1,312	\$0	\$1,312	\$0
PWS	53400	FLETCHER, DONALD S *	2016-1803-PWS-E	ERATH	5/9/2017	\$906	\$181	\$725	\$0
PWS	54010	EDMONSON, WENDELL	2017-0238-WOC-E	HALE	5/9/2017	\$175	\$0	\$175	\$0
PWS	53442	City of Redwater	2016-1795-PWS-E	BOWIE	5/9/2017	\$225	\$45	\$180	\$0
PWS	53654	Orange County Water Control and Improvement District No. 1	2016-2007-PWS-E	ORANGE	5/9/2017	\$475	\$95	\$380	\$0
PWS	53478	OBERDORF, GEORGE	2016-1830-PWS-E	DENTON	5/9/2017	\$460	\$92	\$368	\$0
PWS	53041	Michele Audrey Shackelford	2016-1404-PWS-E	TARRANT	5/9/2017	\$1,608	\$321	\$1,287	\$0
PWS	53636	Jackson Water Supply Corporation	2016-2004-PWS-E	SMITH	5/9/2017	\$150	\$30	\$120	\$0
PWS	53366	Terra Southwest Inc.	2016-1710-PWS-E	DENTON	5/9/2017	\$1,188	\$237	\$951	\$0
PWS	53680	The Consolidated Water Supply Corporation	2016-2038-PWS-E	HOUSTON	5/9/2017	\$612	\$122	\$490	\$0
PWS	51925	Cowboy Ministries Alvin	2016-0256-PWS-E	BRAZORIA	5/11/2017	\$1,190	\$0	\$1,190	\$0
PWS	53393	City of Manvel	2016-1740-PWS-E	BRAZORIA	5/11/2017	\$960	\$0	\$960	\$0
PWS	52922	Arrowhead Hill Water Supply Corporation	2016-1301-PWS-E	BELL	5/11/2017	\$345	\$345	\$0	\$0
PWS	51968	River Ridge Apartments, Inc.	2016-0314-PWS-E	GUADALUPE	5/11/2017	\$630	\$630	\$0	\$0
PWS	52577	Matagorda County Water Control & Improvement District No. 2	2016-0941-PWS-E	MATAGORDA	5/11/2017	\$175	\$175	\$0	\$0
PWS	53333	City of Celina	2016-1674-PWS-E	COLLIN	5/11/2017	\$2,260	\$0	\$2,260	\$0
PWS	53517	Possum Kingdom Water Supply Corporation	2016-1872-PWS-E	PALO PINTO	5/11/2017	\$630	\$0	\$630	\$0
PWS	53691	Pioneer Natural Resources USA, Inc.	2016-2046-PWS-E	VICTORIA	5/23/2017	\$60	\$12	\$48	\$0
PWS	52071	Duran Apartment Management Inc	2016-0425-PWS-E	BEXAR	5/23/2017	\$2,767	\$553	\$2,214	\$0
PWS	52274	BUSH, WAYNE *	2016-0649-PWS-E	ROBERTSON	5/30/2017	\$2,408	\$0	\$2,408	\$0
PWS	53684	Staff Water Supply Corporation	2016-2051-PWS-E	EASTLAND	5/30/2017	\$172	\$172	\$0	\$0
PWS	52375	David P. Dey	2016-0746-PWS-E	LUBBOCK	5/30/2017	\$2,691	\$0	\$2,691	\$0
PWS	52303	City of Springtown	2016-0686-PWS-E	PARKER	6/6/2017	\$1,137	\$227	\$910	\$0



## Singles Programs

## Appendix 7: List of Administrative Orders Issued - FY2017

Date Range Selected : 9/1/2016 - 8/31/2017

PGM	Case No.	Respondent Name	Docket#	County	Order Date	Penalty Assessed	Penalty Deferred	Payable Amount	SEP Offset
PWS	53793	Anita Lewis *	2017-0011-PWS-E	BURNET	6/6/2017	\$61	\$12	\$49	\$0
PWS	53708	Munson Point Property Owners Association	2016-2062-PWS-E	GRAYSON	6/6/2017	\$75	\$15	\$60	\$0
PWS	53263	Riviera Water System, Inc.	2016-1656-PWS-E	KLEBERG	6/6/2017	\$2,601	\$520	\$2,081	\$0
PWS	53787	6711 Highway 332 LLC	2016-2139-PWS-E	BRAZORIA	6/6/2017	\$60	\$12	\$48	\$0
PWS	53487	City of Refugio	2016-1838-PWS-E	REFUGIO	6/6/2017	\$329	\$65	\$264	\$0
PWS	53196	City of Hilshire Village	2016-1553-PWS-E	HARRIS	6/6/2017	\$330	\$66	\$264	\$0
PWS	53404	MANETAS, DIMITRIOS	2016-1750-PWS-E	GALVESTON	6/6/2017	\$437	\$87	\$350	\$0
PWS	52180	SEVENTY SEVEN LAND COMPANY LLC	2016-0552-PWS-E	FRIO	6/6/2017	\$100	\$20	\$80	\$0
PWS	53119	CYPRESS VALLEY WATER SUPPLY CORPORATION	2016-1481-PWS-E	HARRISON	6/6/2017	\$862	\$172	\$690	\$0
PWS	53641	439 Water Supply Corporation	2016-2016-PWS-E	BELL	6/6/2017	\$1,329	\$265	\$1,064	\$0
PWS	53321	Coleman County Special Utility District	2016-1664-PWS-E	COLEMAN	6/13/2017	\$3,243	\$0	\$3,243	\$0
PWS	52880	Clay Water Supply Corporation	2016-1264-PWS-E	BURLESON	6/13/2017	\$232	\$0	\$232	\$0
PWS	53632	Kempner Water Supply Corporation	2016-2082-PWS-E	LAMPASAS	6/13/2017	\$515	\$0	\$515	\$0
PWS	51331	Scott W. Gray	2015-1476-PWS-E	ORANGE	6/13/2017	\$4,356	\$0	\$4,356	\$0
PWS	53812	Westwood Shores Municipal Utility District	2017-0088-PWS-E	TRINITY	6/20/2017	\$380	\$76	\$304	\$0
PWS	53443	Phillips 66 Gulf Coast Properties LLC	2016-1804-PWS-E	JEFFERSON	6/20/2017	\$1,753	\$350	\$1,403	\$0
PWS	52016	CIRCLE "R" RANCHETTES RECREATION AND COMMUNITY CORPORATION	2016-0366-MLM-E	TARRANT	6/20/2017	\$1,570	\$0	\$1,570	\$0
PWS	53394	Hilltop Estates Water Supply Corporation	2016-1741-PWS-E	DENTON	6/20/2017	\$675	\$135	\$540	\$0
PWS	53013	CATEX Acquisitions, LLC	2016-1378-PWS-E	LEE	6/20/2017	\$1,443	\$288	\$1,155	\$0
PWS	51966	City of Premont	2016-0316-PWS-E	JIM WELLS	6/20/2017	\$2,530	\$506	\$2,024	\$0
PWS	53111	Smith International, Inc.	2016-1476-PWS-E	HARRIS	6/20/2017	\$575	\$115	\$460	\$0
PWS	53928	Highland Water Supply Corporation	2017-0142-PWS-E	PARKER	7/11/2017	\$61	\$12	\$49	\$0
PWS	53976	Port Alto Homeowners' Association District #1, Inc.	2017-0199-PWS-E	CALHOUN	7/11/2017	\$260	\$52	\$208	\$0
PWS	52011	City of Clarksville	2016-0362-PWS-E	RED RIVER	7/11/2017	\$3,764	\$752	\$3,012	\$0
PWS	53200	Christian Life Center of Lubbock	2016-1556-PWS-E	LUBBOCK	7/11/2017	\$650	\$130	\$520	\$0
PWS	53798	E. S. Water Utility Consolidators Inc.	2017-0010-PWS-E	MONTGOMERY	7/11/2017	\$187	\$37	\$150	\$0
PWS	54042	HILL, PAUL B	2017-0253-PWS-E	LIMESTONE	7/11/2017	\$950	\$190	\$760	\$0
PWS	53362	Dog Ridge Water Supply Corporation	2016-1713-PWS-E	BELL	7/11/2017	\$1,260	\$252	\$1,008	\$0
PWS	53971	NEELY, JACK	2017-0187-PWS-E	SMITH	7/11/2017	\$157	\$31	\$126	\$0
PWS	54372	AVERY, WILLIAM D	2017-0610-WOC-E	IRION	7/11/2017	\$175	\$0	\$175	\$0
PWS	51795	Monarch Utilities I L.P.	2016-0124-PWS-E	WISE	7/11/2017	\$345	\$69	\$276	\$0
PWS	53769	Tan 1 On, Inc.	2016-2113-PWS-E	TARRANT	7/11/2017	\$557	\$111	\$446	\$0
PWS	54082	Steve Piper	2017-0306-PWS-E	COTTLE	7/11/2017	\$280	\$56	\$224	\$0
PWS	52132	US Department of Veterans' Affairs	2016-0492-PWS-E	HOWARD	7/11/2017	\$655	\$131	\$524	\$0
PWS	53805	Aegion Coating Services, LLC	2017-0021-PWS-E	MONTGOMERY	7/11/2017	\$290	\$58	\$232	\$0
PWS	53662	Sidney Isd	2016-2027-PWS-E	COMANCHE	7/11/2017	\$1,125	\$225	\$900	\$0
PWS	53403	Donald R. Cole *	2016-1749-PWS-E	PARKER	7/11/2017	\$740	\$148	\$592	\$0

## Singles Programs

## Appendix 7: List of Administrative Orders Issued - FY2017

Date Range Selected : 9/1/2016 - 8/31/2017

PGM	Case No.	Respondent Name	Docket#	County	Order Date	Penalty Assessed	Penalty Deferred	Payable Amount	SEP Offset
PWS	53782	Everett Square Inc.	2017-0029-PWS-E	MONTGOMERY	7/11/2017	\$114	\$22	\$92	\$0
PWS	53883	Marilyn R. Burgin *	2017-0099-PWS-E	KERR	7/12/2017	\$1,752	\$0	\$1,752	\$0
PWS	53783	City of Big Sandy	2016-2141-PWS-E	UPSHUR	7/12/2017	\$802	\$0	\$802	\$0
PWS	52328	City of Paradise	2016-0713-PWS-E	WISE	7/12/2017	\$345	\$345	\$0	\$0
PWS	53665	Del Grande Mobile Home Owners' Association, Inc.	2016-2024-PWS-E	VAL VERDE	7/12/2017	\$1,125	\$0	\$1,125	\$0
PWS	52483	Aqua Utilities, Inc.	2016-0862-PWS-E	CHAMBERS	7/12/2017	\$345	\$0	\$345	\$0
PWS	53603	City of Eastland	2016-1973-PWS-E	EASTLAND	7/12/2017	\$345	\$0	\$345	\$0
PWS	51151	Dario Guerra V. III	2015-1280-PWS-E	FRIO	7/12/2017	\$4,392	\$792	\$3,600	\$0
PWS	53492	Tri-County Point Property Owners Association	2016-1843-PWS-E	JACKSON	7/12/2017	\$507	\$0	\$507	\$0
PWS	53568	Olden Water Supply Corporation	2016-1943-PWS-E	EASTLAND	7/12/2017	\$172	\$0	\$172	\$0
PWS	53391	City Of Bastrop	2016-1744-PWS-E	BASTROP	7/12/2017	\$1,350	\$0	\$1,350	\$0
PWS	53407	Sun-N-Fun Association	2016-1759-PWS-E	ANGELINA	7/12/2017	\$1,520	\$0	\$1,520	\$0
PWS	53848	City of Bridge City	2017-0060-PWS-E	ORANGE	7/12/2017	\$702	\$0	\$702	\$0
PWS	53737	Chinquapin Preparatory School	2016-2090-PWS-E	HARRIS	7/12/2017	\$787	\$0	\$787	\$0
PWS	53382	Gardendale Mobile Home Park, LLC	2016-1753-PWS-E	ECTOR	7/12/2017	\$1,036	\$0	\$1,036	\$0
PWS	53948	City of Coleman	2017-0163-PWS-E	COLEMAN	7/12/2017	\$630	\$0	\$630	\$0
PWS	53663	City of Snook	2016-2026-PWS-E	BURLESON	7/12/2017	\$750	\$0	\$750	\$0
PWS	53642	Monarch Utilities I L.P.	2016-2005-PWS-E	HENDERSON	7/18/2017	\$1,524	\$304	\$1,220	\$0
PWS	54168	City of Marlin	2017-0405-PWS-E	FALLS	7/18/2017	\$2,128	\$425	\$1,703	\$0
PWS	53884	City Of Breckenridge	2017-0098-PWS-E	STEPHENS	7/18/2017	\$306	\$61	\$245	\$0
PWS	53408	City of Blanco	2016-1760-PWS-E	BLANCO	7/18/2017	\$175	\$35	\$140	\$0
PWS	53983	T & W Water Service Company	2017-0194-PWS-E	LIBERTY	7/18/2017	\$153	\$30	\$123	\$0
PWS	53882	Meta Marie Dolgener	2017-0100-PWS-E	GILLESPIE	7/18/2017	\$1,256	\$251	\$1,005	\$0
PWS	53686	Miller Grove Water Supply Corporation	2016-2048-PWS-E	HOPKINS	7/18/2017	\$180	\$36	\$144	\$0
PWS	54005	City of Elkhart	2017-0224-PWS-E	ANDERSON	7/18/2017	\$180	\$36	\$144	\$0
PWS	53115	Clara Hills Civic Association	2016-1474-PWS-E	BURLESON	7/18/2017	\$770	\$154	\$616	\$0
PWS	53978	Mackenzie Municipal Water Authority	2017-0198-PWS-E	BRISCOE	7/27/2017	\$599	\$0	\$599	\$0
PWS	53387	Coryell City Water Supply District	2016-1736-PWS-E	CORYELL	7/27/2017	\$1,035	\$0	\$1,035	\$0
PWS	54143	TXBR Ramblewood MHP, LLC	2017-0367-PWS-E	BRAZOS	8/1/2017	\$326	\$65	\$261	\$0
PWS	54049	ABF, INC.	2017-0291-PWS-E	HARRISON	8/1/2017	\$1,008	\$201	\$807	\$0
PWS	51676	City of Laredo	2015-1842-PWS-E	WEBB	8/1/2017	\$600	\$120	\$480	\$0
PWS	52063	Harris County Water Control and Improvement District 96	2016-0421-PWS-E	HARRIS	8/1/2017	\$1,164	\$232	\$932	\$0
PWS	53369	Greenbelt Municipal & Industrial Water Authority	2016-1718-PWS-E	DONLEY	8/1/2017	\$1,417	\$283	\$1,134	\$0
PWS	52376	City Of Mertzon	2016-0748-PWS-E	IRION	8/1/2017	\$2,940	\$588	\$2,352	\$0
PWS	52377	City of Point	2016-0745-PWS-E	RAINS	8/1/2017	\$526	\$105	\$0	\$421
PWS	54124	City of Granite Shoals	2017-0377-PWS-E	BURNET	8/1/2017	\$2,343	\$468	\$1,875	\$0
PWS	52131	Red Creek MUD	2016-0486-PWS-E	TOM GREEN	8/1/2017	\$802	\$160	\$642	\$0
PWS	53398	Aqua Utilities, Inc.	2016-1820-PWS-E	DENTON	8/1/2017	\$970	\$194	\$776	\$0

## Singles Programs

## Appendix 7: List of Administrative Orders Issued - FY2017

Date Range Selected : 9/1/2016 - 8/31/2017

PGM	Case No.	Respondent Name	Docket#	County	Order Date	Penalty Assessed	Penalty Deferred	Payable Amount	SEP Offset
PWS	53664	THE BURKE FOUNDATION	2016-2025-PWS-E	HAYS	8/2/2017	\$3,644	\$0	\$3,644	\$0
PWS	53771	St. Paul Water Supply Corporation	2016-2124-PWS-E	SAN PATRICIO	8/15/2017	\$737	\$0	\$737	\$0
PWS	54153	Wolfe Airpark Civic Club, Inc.	2017-0387-PWS-E	BRAZORIA	8/22/2017	\$362	\$72	\$290	\$0
PWS	54118	Grand Castle Water Supply Corporation	2017-0347-PWS-E	HALE	8/22/2017	\$50	\$10	\$40	\$0
PWS	54271	Duval County Conservation and Reclamation District	2017-0507-PWS-E	DUVAL	8/22/2017	\$450	\$90	\$360	\$0
PWS	52304	BURNS, RICHARD J	2016-0685-PWS-E	CALDWELL	8/22/2017	\$450	\$90	\$360	\$0
PWS	53571	Midway Range, LLC	2016-1936-PWS-E	HOOD	8/22/2017	\$500	\$100	\$400	\$0
PWS	53685	First Texas Cattle Co.	2016-2050-PWS-E	HUDSPETH	8/22/2017	\$506	\$101	\$405	\$0
PWS	54249	Industrial ISD	2017-0496-PWS-E	VICTORIA	8/22/2017	\$50	\$10	\$40	\$0
PWS	53982	Meyersville Independent School District	2017-0196-PWS-E	DEWITT	8/22/2017	\$420	\$84	\$336	\$0
PWS	53970	Town & Country Food Stores, Inc.	2017-0185-PWS-E	LUBBOCK	8/22/2017	\$326	\$65	\$261	\$0
PWS	54232	Jusryn Company, Inc.	2017-0476-PWS-E	HOOD	8/22/2017	\$725	\$145	\$580	\$0
PWS	54244	City of Crosbyton	2017-0484-PWS-E	CROSBY	8/22/2017	\$345	\$69	\$276	\$0
PWS	53690	Troy Waller	2016-2047-PWS-E	RANDALL	8/23/2017	\$1,108	\$0	\$1,108	\$0
PWS	53979	Shri Swamikrupa, Inc.	2017-0197-PWS-E	COLORADO	8/23/2017	\$330	\$330	\$0	\$0
PWS	53434	Gardendale Mobile Home Park, LLC	2016-1788-PWS-E	ECTOR	8/23/2017	\$930	\$930	\$0	\$0
PWS	53282	Webb County	2016-1638-PWS-E	WEBB	8/23/2017	\$1,890	\$0	\$1,890	\$0
PWS	48102	City of Paducah	2016-1116-PWS-E	COTTLE	8/23/2017	\$4,202	\$0	\$0	\$4,202
PWS	52313	King Ranch, Inc.	2016-0673-PWS-E	KLEBERG	8/23/2017	\$163	\$0	\$163	\$0
PWS	53647	Prestwick Investments Iii, LLC	2016-2012-PWS-E	TARRANT	8/23/2017	\$1,263	\$0	\$1,263	\$0
PWS	53902	Camp Rio Vista, Inc.	2017-0122-PWS-E	KERR	8/23/2017	\$330	\$330	\$0	\$0
PWS	52308	City of Crockett	2016-0680-PWS-E	HOUSTON	8/23/2017	\$351	\$0	\$351	\$0
PWS	54238	City of Palmer	2017-0475-PWS-E	ELLIS	8/29/2017	\$321	\$64	\$257	\$0
PWS	54136	Terra Southwest Inc.	2017-0376-PWS-E	DENTON	8/29/2017	\$307	\$61	\$246	\$0
<b>Subtotal for PWS : 324</b>						<b>\$328,533</b>	<b>\$37,889</b>	<b>\$278,172</b>	<b>\$12,472</b>
TIERII	52904	RESEARCH LABORATORIES, INC.	2016-1326-TTR-E	HARRIS	8/1/2017	\$5,000	\$1,000	\$4,000	\$0
<b>Subtotal for TIERII : 1</b>						<b>\$5,000</b>	<b>\$1,000</b>	<b>\$4,000</b>	<b>\$0</b>
WATEI	50556	LAMPMAN, JIM *	2015-0757-WR-E	COMANCHE	9/6/2016	\$399	\$0	\$399	\$0
WATEI	50575	SVOBODA, JAY CHARLES	2015-0768-WR-E	BRAZORIA	1/20/2017	\$388	\$0	\$388	\$0
<b>Subtotal for WATERIGHT : 2</b>						<b>\$787</b>	<b>\$0</b>	<b>\$787</b>	<b>\$0</b>
WQ	50642	Austin 512, LLC	2015-0891-MWD-E	LEE	9/6/2016	\$7,386	\$0	\$7,386	\$0
WQ	44952	4150 East Highway 290 Partners, LLC	2012-1834-MLM-E	HAYS	9/6/2016	\$5,000	\$0	\$5,000	\$0
WQ	51235	All Pro Septic, LLC	2015-1390-SLG-E	MONTGOMERY	9/13/2016	\$16,875	\$3,375	\$13,500	\$0
WQ	51335	Southwest Convenience Stores, LLC	2015-1483-IWD-E	WILBARGER	9/13/2016	\$11,800	\$2,360	\$9,440	\$0
WQ	51481	San Miguel Electric Cooperative, Inc.	2015-1640-IWD-E	ATASCOSA	9/13/2016	\$26,564	\$5,312	\$21,252	\$0
WQ	49941	Lake Lavon Baptist Encampment	2015-0086-MWD-E	COLLIN	9/13/2016	\$13,912	\$10,312	\$3,600	\$0
WQ	51063	ENGELHARDT, ROBERT	2015-1194-WQ-E	BRAZORIA	9/20/2016	\$5,000	\$0	\$5,000	\$0
WQ	52769	BRAUNTEX MATERIALS, INC.	2016-1180-WQ-E	GUADALUPE	9/27/2016	\$875	\$0	\$875	\$0

## Singles Programs

## Appendix 7: List of Administrative Orders Issued - FY2017

Date Range Selected : 9/1/2016 - 8/31/2017

PGM	Case No.	Respondent Name	Docket#	County	Order Date	Penalty Assessed	Penalty Deferred	Payable Amount	SEP Offset
WQ	52734	SHEFFIELD, JOHN K	2016-1128-OSI-E	TYLER	9/27/2016	\$175	\$0	\$175	\$0
WQ	51833	Harris County Municipal Utility District 71	2016-0166-MWD-E	HARRIS	9/29/2016	\$35,937	\$0	\$35,937	\$0
WQ	51699	City of Kingsville	2016-0021-MWD-E	KLEBERG	9/29/2016	\$24,438	\$0	\$0	\$24,438
WQ	51862	City of Grapevine	2016-0199-WQ-E	TARRANT	9/29/2016	\$9,062	\$0	\$9,062	\$0
WQ	51756	City of Poteet	2016-0103-MWD-E	ATASCOSA	9/29/2016	\$10,063	\$2,012	\$8,051	\$0
WQ	51428	City of San Marcos	2015-1605-MWD-E	HAYS	9/29/2016	\$9,000	\$1,800	\$0	\$7,200
WQ	51690	City of Arlington	2016-0012-MWD-E	TARRANT	9/29/2016	\$26,250	\$0	\$0	\$26,250
WQ	50623	SOTO, DANIEL R *	2015-0824-WQ-E	EL PASO	9/29/2016	\$10,000	\$2,000	\$8,000	\$0
WQ	51489	City of Donna	2015-1657-MWD-E	HIDALGO	10/11/2016	\$12,600	\$2,520	\$10,080	\$0
WQ	51728	North Texas Municipal Water District	2016-0067-MWD-E	COLLIN	10/11/2016	\$7,425	\$0	\$0	\$7,425
WQ	52065	New Braunfels Utilities	2016-0429-MWD-E	COMAL	10/11/2016	\$27,000	\$5,400	\$21,600	\$0
WQ	50769	Donald Rancher & Rebecca Rancher	2015-0996-SLG-E	MONTGOMERY	10/11/2016	\$43,727	\$0	\$43,727	\$0
WQ	52108	Harris County Municipal Utility District 304	2016-0460-MWD-E	HARRIS	10/18/2016	\$4,500	\$900	\$3,600	\$0
WQ	52948	James Construction Group, L.L.C.	2016-1315-WQ-E	BELL	10/18/2016	\$875	\$0	\$875	\$0
WQ	52080	City of Pflugerville	2016-0436-MWD-E	TRAVIS	10/18/2016	\$4,100	\$820	\$3,280	\$0
WQ	52524	Simpson Crushed Stone, L.L.C.	2016-0911-WQ-E	JOHNSON	10/18/2016	\$5,000	\$1,000	\$4,000	\$0
WQ	51602	Texas Concrete Enterprise, L.L.C.	2015-1771-WQ-E	HARRIS	10/25/2016	\$1,370	\$0	\$1,370	\$0
WQ	52202	JARVIS CHRISTIAN COLLEGE	2016-0566-MWD-E	WOOD	10/25/2016	\$3,050	\$610	\$2,440	\$0
WQ	52278	Fort Bend County MUD 37	2016-0651-MWD-E	*MULTIPLE	10/25/2016	\$2,750	\$550	\$2,200	\$0
WQ	50569	TEXAS A&M AGRILIFE RESEARCH	2015-0778-IWD-E	TOM GREEN	10/25/2016	\$3,375	\$675	\$2,700	\$0
WQ	52282	Lumberton Municipal Utilities District	2016-0664-MWD-E	HARDIN	10/25/2016	\$4,125	\$825	\$3,300	\$0
WQ	51796	Technipfmc Umbilicals, Inc.	2016-0125-MWD-E	HARRIS	10/26/2016	\$17,175	\$0	\$8,588	\$8,587
WQ	51383	HILL STONE COMPANY	2015-1527-MLM-E	WILLIAMSON	10/26/2016	\$47,188	\$9,437	\$37,751	\$0
WQ	49613	Industrial Asphalt, LLC	2014-1655-EAQ-E	HAYS	10/26/2016	\$23,175	\$4,635	\$18,540	\$0
WQ	47251	Brandywine Acquisition Partners LP	2013-1357-MWD-E	TRAVIS	10/26/2016	\$18,150	\$3,630	\$14,520	\$0
WQ	50177	Pahuja Orange, LLC	2015-0338-IWD-E	ORANGE	10/26/2016	\$14,000	\$0	\$14,000	\$0
WQ	51893	City of Los Fresnos	2016-0230-MWD-E	CAMERON	10/26/2016	\$12,000	\$2,400	\$9,600	\$0
WQ	48140	Midfield Water Supply Corporation	2014-0081-MWD-E	MATAGORDA	10/26/2016	\$48,488	\$0	\$48,488	\$0
WQ	48840	WARD, CATHY	2014-0840-MLM-E	COLORADO	10/26/2016	\$12,300	\$2,460	\$9,840	\$0
WQ	51214	San Leon Municipal Utility District	2015-1307-MWD-E	GALVESTON	10/26/2016	\$7,812	\$1,562	\$6,250	\$0
WQ	48354	City of Carrizo Springs	2014-0324-MWD-E	DIMMIT	10/26/2016	\$28,275	\$0	\$0	\$28,275
WQ	52408	CHADWICK, JIM	2016-0786-WQ-E	HASKELL	11/8/2016	\$1,626	\$325	\$1,301	\$0
WQ	51357	New Braunfels Utilities	2015-1501-MWD-E	COMAL	11/8/2016	\$35,437	\$7,087	\$28,350	\$0
WQ	51692	ZWART, DURK	2016-0013-AGR-E	ERATH	11/8/2016	\$6,563	\$1,312	\$5,251	\$0
WQ	51106	City of Fort Worth	2015-1231-MWD-E	TARRANT	11/8/2016	\$24,525	\$0	\$0	\$24,525
WQ	50838	TPC Group LLC *	2015-1074-IWD-E	HARRIS	11/8/2016	\$63,250	\$0	\$31,625	\$31,625
WQ	51897	FLOURNOY, LARRY	2016-0237-SLG-E	HILL	11/8/2016	\$1,250	\$250	\$1,000	\$0
WQ	51861	City of Shenandoah	2016-0200-WQ-E	MONTGOMERY	11/8/2016	\$8,750	\$1,750	\$7,000	\$0

## Singles Programs

## Appendix 7: List of Administrative Orders Issued - FY2017

Date Range Selected : 9/1/2016 - 8/31/2017

PGM	Case No.	Respondent Name	Docket#	County	Order Date	Penalty Assessed	Penalty Deferred	Payable Amount	SEP Offset
WQ	51987	City Of Eden	2016-0342-MWD-E	CONCHO	11/8/2016	\$5,137	\$1,027	\$0	\$4,110
WQ	52543	Kinder Morgan Petcoke, L.P.	2016-0908-IWD-E	HARRIS	11/8/2016	\$2,750	\$550	\$2,200	\$0
WQ	49933	New Braunfels Utilities	2015-0080-EAQ-E	COMAL	11/8/2016	\$938	\$187	\$751	\$0
WQ	49922	City of Mont Belvieu	2015-0065-MWD-E	CHAMBERS	11/8/2016	\$61,562	\$12,312	\$0	\$49,250
WQ	51720	BASF Corporation	2016-0177-IWD-E	BRAZORIA	11/8/2016	\$46,875	\$9,375	\$37,500	\$0
WQ	53102	Our Country Homes, Inc.	2016-1504-WQ-E	TARRANT	11/8/2016	\$875	\$0	\$875	\$0
WQ	51664	Southwestern Public Service Company	2015-1849-IWD-E	POTTER	11/8/2016	\$18,750	\$3,750	\$15,000	\$0
WQ	51805	City of Haskell	2016-0135-MWD-E	HASKELL	11/8/2016	\$2,580	\$516	\$0	\$2,064
WQ	52045	City of Gladewater	2016-0387-MWD-E	UPSHUR	11/8/2016	\$11,250	\$2,250	\$0	\$9,000
WQ	50695	City of Pearland	2015-0915-MWD-E	BRAZORIA	11/8/2016	\$10,500	\$2,100	\$0	\$8,400
WQ	52696	Parkside At Mayfield Ranch, Ltd.	2016-1073-EAQ-E	WILLIAMSON	11/8/2016	\$4,125	\$825	\$3,300	\$0
WQ	51702	GARZA, JUAN G	2016-0035-SLG-E	NUECES	11/16/2016	\$41,986	\$0	\$41,986	\$0
WQ	51098	City of Joaquin	2015-1223-MWD-E	SHELBY	11/16/2016	\$37,287	\$0	\$0	\$37,287
WQ	49328	TCI Lonestar Inc *	2014-1357-WQ-E	SMITH	11/16/2016	\$12,250	\$2,450	\$9,800	\$0
WQ	49985	City of Hitchcock	2015-0137-MWD-E	GALVESTON	11/16/2016	\$70,313	\$0	\$48,963	\$21,350
WQ	52186	City of Byers	2016-0548-MWD-E	CLAY	11/16/2016	\$9,062	\$0	\$9,062	\$0
WQ	52261	Magellan Terminals Holdings, L.P. *	2016-0634-IWD-E	NUECES	11/16/2016	\$13,300	\$0	\$13,300	\$0
WQ	51437	Beacon Estates Water Supply Corporation	2015-1612-MWD-E	WALLER	11/16/2016	\$31,500	\$27,900	\$3,600	\$0
WQ	52840	City of Stamford	2016-1221-MWD-E	JONES	12/6/2016	\$1,650	\$330	\$1,320	\$0
WQ	53074	1265 LLC	2016-1441-WQ-E	SMITH	12/6/2016	\$875	\$0	\$875	\$0
WQ	51940	City of Alpine	2016-0317-MWD-E	BREWSTER	12/6/2016	\$4,125	\$825	\$3,300	\$0
WQ	52323	RH of Texas Limited Partnership	2016-0698-WQ-E	GUADALUPE	12/6/2016	\$876	\$175	\$701	\$0
WQ	52567	Red River Authority of Texas	2016-0957-MWD-E	CLAY	12/6/2016	\$4,500	\$900	\$3,600	\$0
WQ	53048	Neches Construction, Inc.	2016-1420-WQ-E	HENDERSON	12/6/2016	\$875	\$0	\$875	\$0
WQ	52340	Town of Double Oak	2016-0714-WQ-E	DENTON	12/6/2016	\$3,663	\$732	\$2,931	\$0
WQ	52818	Harris County Mud 530	2016-1169-MWD-E	HARRIS	12/6/2016	\$1,375	\$275	\$1,100	\$0
WQ	52663	PASCHAL, KIM	2016-1049-WQ-E	PARKER	12/6/2016	\$3,450	\$690	\$2,760	\$0
WQ	52419	KB Home Lone Star Inc.	2016-0801-WQ-E	FORT BEND	12/6/2016	\$2,813	\$562	\$2,251	\$0
WQ	53361	Kelly Burt Dozer, Inc.	2016-1719-WQ-E	BRAZOS	12/6/2016	\$875	\$0	\$875	\$0
WQ	52081	Downstream Environmental, L.L.C.	2016-0439-IWD-E	HARRIS	12/9/2016	\$38,000	\$7,600	\$30,400	\$0
WQ	51918	City of Bellmead	2016-0265-WQ-E	MCLENNAN	12/9/2016	\$25,000	\$5,000	\$0	\$20,000
WQ	49276	J&S Water Company, L.L.C.	2014-1303-MWD-E	HARRIS	12/9/2016	\$32,837	\$6,567	\$26,270	\$0
WQ	51328	Aqua Utilities, Inc.	2015-1474-MWD-E	HAYS	12/9/2016	\$10,312	\$0	\$10,312	\$0
WQ	50066	Texas Renaissance Festivals, Inc.	2015-0230-MWD-E	GRIMES	12/9/2016	\$8,650	\$0	\$8,650	\$0
WQ	52193	Nobles Road Construction, Inc.	2016-0549-WQ-E	MITCHELL	12/9/2016	\$10,000	\$2,000	\$8,000	\$0
WQ	52306	Miller Springs Materials, L.L.C.	2016-0683-WQ-E	BELL	12/9/2016	\$10,000	\$2,000	\$8,000	\$0
WQ	50053	City of Hawk Cove	2015-0206-MWD-E	HUNT	12/9/2016	\$44,850	\$0	\$12,413	\$32,437
WQ	51803	Texas Concrete Sand and Gravel, Inc.	2016-0143-WQ-E	LIBERTY	12/13/2016	\$6,250	\$1,250	\$5,000	\$0

## Singles Programs

## Appendix 7: List of Administrative Orders Issued - FY2017

Date Range Selected : 9/1/2016 - 8/31/2017

PGM	Case No.	Respondent Name	Docket#	County	Order Date	Penalty Assessed	Penalty Deferred	Payable Amount	SEP Offset
WQ	52297	Jim Ned Consolidated Independent School District	2016-0690-MWD-E	TAYLOR	12/13/2016	\$3,639	\$727	\$2,912	\$0
WQ	51646	City of Parker	2015-1815-WQ-E	COLLIN	12/13/2016	\$7,125	\$1,425	\$5,700	\$0
WQ	51600	City of Seguin	2015-1774-WQ-E	GUADALUPE	12/13/2016	\$3,937	\$787	\$3,150	\$0
WQ	52404	Tark Properties, LLC	2016-0782-EAQ-E	WILLIAMSON	12/13/2016	\$1,875	\$375	\$1,500	\$0
WQ	52521	BAKER, STEVE	2016-0922-WQ-E	JASPER	12/13/2016	\$6,000	\$1,200	\$4,800	\$0
WQ	52836	TEXAS QUALITY PRODUCTS, LLC	2016-1224-WQ-E	COLORADO	12/13/2016	\$5,000	\$1,000	\$4,000	\$0
WQ	52276	City Of Avery	2016-0643-MWD-E	RED RIVER	12/13/2016	\$5,400	\$1,080	\$4,320	\$0
WQ	52877	Flournoy Property Management LLC	2016-1273-MLM-E	WILLIAMSON	12/13/2016	\$5,000	\$1,000	\$4,000	\$0
WQ	52668	Monarch Utilities I L.P.	2016-1048-MWD-E	SAN JACINTO	1/4/2017	\$2,463	\$492	\$1,971	\$0
WQ	52735	W.B. Kibler Construction Company, Ltd.	2016-1122-WQ-E	HOOD	1/4/2017	\$2,151	\$430	\$1,721	\$0
WQ	52580	Century Land Holdings II, LLC	2016-0958-EAQ-E	WILLIAMSON	1/10/2017	\$2,813	\$562	\$2,251	\$0
WQ	52031	TYRE, CHRISTOPHER SCOTT	2016-0393-WQ-E	SHELBY	1/10/2017	\$2,625	\$525	\$2,100	\$0
WQ	52352	Double Diamond Utilities Co.	2016-0733-MWD-E	GRAYSON	1/10/2017	\$5,625	\$1,125	\$4,500	\$0
WQ	49655	Green Land Ventures, LTD.	2014-1703-WQ-E	BEXAR	1/17/2017	\$4,500	\$0	\$4,500	\$0
WQ	51979	LGI HOMES-TEXAS, LLC	2016-0354-WQ-E	TRAVIS	1/17/2017	\$7,313	\$0	\$7,313	\$0
WQ	52522	City of Hutchins	2016-0910-WQ-E	DALLAS	1/20/2017	\$15,250	\$3,050	\$12,200	\$0
WQ	51960	City of Nolanville	2016-0318-WQ-E	BELL	1/20/2017	\$22,500	\$4,500	\$0	\$18,000
WQ	51855	Braskem America, Inc.	2016-0198-IWD-E	HARRIS	1/20/2017	\$9,000	\$1,800	\$7,200	\$0
WQ	51832	Victoria County Wcid 1	2016-0167-MWD-E	VICTORIA	1/20/2017	\$24,000	\$0	\$0	\$24,000
WQ	51997	Lucite International, Inc.	2016-0348-IWD-E	JEFFERSON	1/20/2017	\$56,010	\$11,202	\$22,404	\$22,404
WQ	51964	City of Willow Park	2016-0448-MWD-E	PARKER	1/20/2017	\$2,500	\$0	\$2,500	\$0
WQ	49167	ESPINOZA, BERNARDO	2014-1206-WQ-E	WILLIAMSON	1/20/2017	\$18,938	\$3,787	\$15,151	\$0
WQ	51771	City of Whitesboro	2016-0105-MWD-E	GRAYSON	1/20/2017	\$51,000	\$0	\$0	\$51,000
WQ	52763	Cimarron Self Storage, LLC	2016-1154-EAQ-E	WILLIAMSON	1/20/2017	\$8,438	\$1,687	\$6,751	\$0
WQ	51360	City of Liberty	2015-1549-MWD-E	LIBERTY	1/20/2017	\$58,800	\$0	\$0	\$58,800
WQ	51356	GOMEZ, ROGER GUADALUPE	2015-1497-AGR-E	BAILEY	1/20/2017	\$9,000	\$1,800	\$7,200	\$0
WQ	52087	City of Uvalde	2016-0442-MWD-E	UVALDE	1/20/2017	\$15,187	\$3,037	\$0	\$12,150
WQ	51977	Calpine Hidalgo Energy Center, L.P. *	2016-0321-IWD-E	HIDALGO	1/31/2017	\$4,837	\$967	\$3,870	\$0
WQ	53299	Georgetown Independent School District	2016-1645-EAQ-E	WILLIAMSON	1/31/2017	\$813	\$162	\$651	\$0
WQ	51568	G & S CONCRETE, INC.	2015-1756-WQ-E	HARRIS	1/31/2017	\$1,350	\$270	\$1,080	\$0
WQ	52344	LOREDO, ALBERTO	2016-0720-WQ-E	MCLENNAN	1/31/2017	\$5,000	\$1,000	\$4,000	\$0
WQ	52643	Texas Department of Criminal Justice	2016-1024-MWD-E	BRAZORIA	1/31/2017	\$3,675	\$735	\$0	\$2,940
WQ	51210	Rayburn Country Municipal Utility District	2015-1312-MWD-E	JASPER	1/31/2017	\$2,025	\$405	\$0	\$1,620
WQ	52301	LIVING ROCK ACADEMY	2016-0679-EAQ-E	COMAL	1/31/2017	\$2,813	\$562	\$2,251	\$0
WQ	48933	Continental Cream Quarries, LLC	2014-0952-MLM-E	WILLIAMSON	2/7/2017	\$55,000	\$11,000	\$44,000	\$0
WQ	51241	City of Rhome	2015-1386-MWD-E	WISE	2/7/2017	\$72,000	\$14,400	\$0	\$57,600
WQ	50773	RABROKER, DENNIS G	2015-1005-WQ-E	BELL	2/7/2017	\$8,451	\$1,690	\$6,761	\$0
WQ	52105	City of Bridgeport	2016-0456-MWD-E	WISE	2/7/2017	\$46,000	\$0	\$0	\$46,000

## Singles Programs

## Appendix 7: List of Administrative Orders Issued - FY2017

Date Range Selected : 9/1/2016 - 8/31/2017

PGM	Case No.	Respondent Name	Docket#	County	Order Date	Penalty Assessed	Penalty Deferred	Payable Amount	SEP Offset
WQ	52078	Load Trail LLC	2016-0426-IWD-E	LAMAR	2/7/2017	\$108,314	\$0	\$54,157	\$54,157
WQ	52420	Wolf Hollow Services, LLC	2016-0854-IWD-E	HOOD	2/7/2017	\$48,937	\$0	\$48,937	\$0
WQ	48489	Roving Meadows Utilities, Inc.	2014-0464-MWD-E	HARRIS	2/7/2017	\$22,812	\$19,212	\$3,600	\$0
WQ	52348	CONNERS, ROSEMARY	2016-0719-EAQ-E	WILLIAMSON	2/7/2017	\$12,500	\$2,500	\$10,000	\$0
WQ	50054	Ingram Readymix, Inc. *	2015-0212-WQ-E	BURNET	2/7/2017	\$11,714	\$2,342	\$9,372	\$0
WQ	51697	Village of Vinton	2016-0018-WQ-E	EL PASO	2/7/2017	\$21,375	\$4,275	\$0	\$17,100
WQ	50450	Coreslab Structures (Texas) Inc.	2015-0646-WQ-E	WILLIAMSON	2/7/2017	\$24,287	\$4,857	\$19,430	\$0
WQ	52733	City of Pflugerville	2016-1123-MWD-E	TRAVIS	2/7/2017	\$29,450	\$5,890	\$23,560	\$0
WQ	51035	City of Eastland	2015-1157-MWD-E	EASTLAND	2/7/2017	\$12,500	\$0	\$0	\$12,500
WQ	50664	City of Thornton	2015-0893-MWD-E	LIMESTONE	2/7/2017	\$4,375	\$0	\$0	\$4,375
WQ	52267	R&B Mobile Park, LLC	2016-0849-MWD-E	BRAZOS	2/7/2017	\$7,950	\$1,590	\$6,360	\$0
WQ	53587	City of League City	2016-1952-WQ-E	GALVESTON	2/14/2017	\$875	\$0	\$875	\$0
WQ	51889	GALLEGOS, MARTIN	2016-0236-WQ-E	WEBB	2/14/2017	\$2,625	\$0	\$2,625	\$0
WQ	53121	City of Pelican Bay	2016-1487-WQ-E	TARRANT	2/14/2017	\$6,813	\$1,362	\$5,451	\$0
WQ	53588	Harmon & Holcomb Homes, Inc.	2016-1953-WQ-E	WICHITA	2/14/2017	\$875	\$0	\$875	\$0
WQ	52666	Fort Bend County Municipal Utility District 58	2016-1047-MWD-E	FORT BEND	2/22/2017	\$12,937	\$2,587	\$10,350	\$0
WQ	52687	City of Carthage	2016-1064-MWD-E	PANOLA	2/22/2017	\$8,250	\$1,650	\$6,600	\$0
WQ	52896	City of Copperas Cove	2016-1280-MWD-E	CORYELL	2/22/2017	\$21,375	\$4,275	\$17,100	\$0
WQ	52207	City of Godley	2016-0596-MWD-E	JOHNSON	2/22/2017	\$2,125	\$0	\$2,125	\$0
WQ	52158	GRUBB, WALTER SHANE	2016-0517-OSS-E	CULBERSON	2/22/2017	\$500	\$0	\$500	\$0
WQ	52116	Trinity River Authority Of Texas	2016-0556-MWD-E	DALLAS	2/22/2017	\$6,000	\$0	\$6,000	\$0
WQ	49470	City Of Edgewood	2014-1507-MWD-E	VAN ZANDT	2/22/2017	\$9,687	\$1,937	\$7,750	\$0
WQ	51804	City of Aransas Pass	2016-0133-MWD-E	SAN PATRICIO	2/22/2017	\$12,600	\$2,520	\$0	\$10,080
WQ	49751	City of La Coste	2014-1796-MWD-E	MEDINA	2/22/2017	\$12,375	\$0	\$12,375	\$0
WQ	52610	B & S SEPTIC TANK CORPORATION	2016-0991-WQ-E	BURNET	2/22/2017	\$8,563	\$1,712	\$6,851	\$0
WQ	52814	City of Three Rivers	2016-1174-MWD-E	LIVE OAK	3/7/2017	\$3,375	\$675	\$2,700	\$0
WQ	53426	Justice Sand Co., Inc.	2016-1779-WQ-E	BRAZORIA	3/7/2017	\$3,188	\$637	\$2,551	\$0
WQ	53009	La Cantera Development Company	2016-1380-EAQ-E	BEXAR	3/7/2017	\$5,625	\$1,125	\$4,500	\$0
WQ	51894	City of Point	2016-0235-MWD-E	RAINS	3/7/2017	\$3,055	\$611	\$2,444	\$0
WQ	53125	MW Dairy Farm, LLC *	2016-1488-AGR-E	ERATH	3/7/2017	\$813	\$162	\$651	\$0
WQ	52751	Bloomfield Homes, L.P.	2016-1140-WQ-E	DENTON	3/7/2017	\$2,488	\$497	\$1,991	\$0
WQ	53170	Town of Pantego	2016-1526-WQ-E	TARRANT	3/7/2017	\$1,125	\$225	\$900	\$0
WQ	53723	1265 LLC	2016-2076-WQ-E	SMITH	3/7/2017	\$875	\$0	\$875	\$0
WQ	53637	GRYNEWICZ, TOVIA P	2016-2003-OSI-E	CALLAHAN	3/7/2017	\$175	\$0	\$175	\$0
WQ	52229	Country Club Retirement Community, L.P.	2016-0598-MWD-E	HILL	3/7/2017	\$7,012	\$1,402	\$5,610	\$0
WQ	52598	ACME BRICK COMPANY	2016-1203-IWD-E	DENTON	3/9/2017	\$8,250	\$1,650	\$6,600	\$0
WQ	52156	Cobra Stone, Inc	2016-0515-WQ-E	SAN SABA	3/9/2017	\$11,750	\$2,350	\$9,400	\$0
WQ	52159	City of Penelope	2016-0514-MWD-E	HILL	3/9/2017	\$11,500	\$0	\$0	\$11,500

## Singles Programs

## Appendix 7: List of Administrative Orders Issued - FY2017

Date Range Selected : 9/1/2016 - 8/31/2017

PGM	Case No.	Respondent Name	Docket#	County	Order Date	Penalty Assessed	Penalty Deferred	Payable Amount	SEP Offset
WQ	52441	Hilliard Dozer, LP	2016-0833-WQ-E	BELL	3/9/2017	\$10,000	\$2,000	\$8,000	\$0
WQ	52644	West Jefferson County Municipal Water District	2016-1023-MWD-E	JEFFERSON	3/21/2017	\$4,350	\$870	\$0	\$3,480
WQ	52680	Capital Metropolitan Transportation Authority	2016-1055-EAQ-E	WILLIAMSON	3/21/2017	\$1,875	\$375	\$1,500	\$0
WQ	52397	BORGES, MARY FRANCIS *	2016-0766-AGR-E	ERATH	3/21/2017	\$2,125	\$425	\$1,700	\$0
WQ	52606	Mahard Egg Farm, Inc.	2016-0989-AGR-E	WILBARGER	3/21/2017	\$3,376	\$675	\$2,701	\$0
WQ	53243	City of Florence	2016-1596-MWD-E	WILLIAMSON	3/28/2017	\$3,625	\$725	\$2,900	\$0
WQ	51945	Wright Sand Corporation, Inc.	2016-0287-WQ-E	WOOD	3/28/2017	\$6,250	\$1,250	\$5,000	\$0
WQ	50447	Coryell County	2015-0662-WQ-E	CORYELL	3/28/2017	\$4,500	\$0	\$0	\$4,500
WQ	53335	Peyton Thomas Homes, LLC	2016-1689-WQ-E	PARKER	4/11/2017	\$1,312	\$262	\$1,050	\$0
WQ	53341	Mclennan County WCID 2	2016-1683-MWD-E	MCLENNAN	4/11/2017	\$6,000	\$1,200	\$4,800	\$0
WQ	53611	Prestige Gunit of North Texas, LTD.	2016-1985-WQ-E	TARRANT	4/11/2017	\$3,250	\$650	\$2,600	\$0
WQ	53337	MREC MAG MorningStar LLC	2016-1685-EAQ-E	WILLIAMSON	4/11/2017	\$4,875	\$975	\$3,900	\$0
WQ	52204	DOLLINS, JIM	2016-0568-WQ-E	MCLENNAN	4/13/2017	\$15,000	\$0	\$15,000	\$0
WQ	52523	Skidmore Water Supply Corporation	2016-0930-MWD-E	BEE	4/13/2017	\$12,600	\$0	\$12,600	\$0
WQ	52566	City Of Robert Lee	2016-0943-MWD-E	COKE	4/13/2017	\$7,650	\$1,530	\$6,120	\$0
WQ	52499	River Bottom Sand LLC	2016-0867-WQ-E	BRAZORIA	4/13/2017	\$8,751	\$1,750	\$7,001	\$0
WQ	51716	City of Olney	2016-0042-MLM-E	YOUNG	4/13/2017	\$12,700	\$2,540	\$0	\$10,160
WQ	52242	City of Italy	2016-0622-MWD-E	ELLIS	4/13/2017	\$9,425	\$1,885	\$0	\$7,540
WQ	52296	City of Denton	2016-0691-WQ-E	DENTON	4/13/2017	\$19,375	\$3,875	\$0	\$15,500
WQ	52537	Kickin' A Inc.	2016-0909-WQ-E	HOOD	4/13/2017	\$12,500	\$2,500	\$10,000	\$0
WQ	51040	Union Water Supply Corporation	2015-1177-MWD-E	STARR	4/25/2017	\$3,850	\$770	\$1,540	\$1,540
WQ	52824	D.B. Western, Inc - Texas	2016-1505-IWD-E	HARRIS	5/4/2017	\$12,000	\$2,400	\$9,600	\$0
WQ	51864	Jefferson County Water Control & Improvement District 10	2016-0226-MWD-E	JEFFERSON	5/4/2017	\$11,562	\$2,312	\$0	\$9,250
WQ	51904	Canutillo Independent School District	2016-0241-MWD-E	EL PASO	5/4/2017	\$9,000	\$1,800	\$7,200	\$0
WQ	51784	St. Paul Water Supply Corporation	2016-0121-MWD-E	SAN PATRICIO	5/4/2017	\$11,550	\$2,310	\$4,620	\$4,620
WQ	49310	Weiss Sand and Clay, LP	2014-1370-WQ-E	FORT BEND	5/4/2017	\$8,356	\$1,671	\$6,685	\$0
WQ	49848	Presbyterian Mo-Ranch Assembly	2014-1895-MWD-E	KERR	5/4/2017	\$34,688	\$6,937	\$27,751	\$0
WQ	53346	BARCLAY, JAMES R	2016-1702-WQ-E	WISE	5/9/2017	\$1,312	\$262	\$1,050	\$0
WQ	50636	VANDER HORST, CAROLE JANE *	2015-0853-AGR-E	ERATH	5/9/2017	\$3,375	\$675	\$2,700	\$0
WQ	52736	Team Pride Extrusions, Inc.	2016-1121-WQ-E	ARCHER	5/9/2017	\$3,834	\$766	\$3,068	\$0
WQ	53751	Southwestern Bell Telephone Company	2017-0026-EAQ-E	BEXAR	5/9/2017	\$1,875	\$375	\$1,500	\$0
WQ	52024	Crescent Belterra TX, LLC	2016-0410-EAQ-E	HAYS	5/9/2017	\$4,400	\$880	\$1,760	\$1,760
WQ	51778	ExxonMobil Oil Corporation	2016-0122-IWD-E	JEFFERSON	5/11/2017	\$92,721	\$0	\$46,361	\$46,360
WQ	53293	City of Fort Worth	2016-1647-WQ-E	TARRANT	5/11/2017	\$11,250	\$0	\$11,250	\$0
WQ	52596	City of Boyd	2016-0979-MWD-E	WISE	5/11/2017	\$16,250	\$0	\$16,250	\$0
WQ	52801	City of Devers	2016-1185-MWD-E	LIBERTY	5/11/2017	\$21,350	\$0	\$0	\$21,350
WQ	49369	Espinoza Stone, Inc.	2014-1439-MLM-E	WILLIAMSON	5/11/2017	\$57,586	\$11,517	\$46,069	\$0
WQ	51632	JONGSMA, OLKE ANDRIES	2015-1824-AGR-E	WOOD	5/11/2017	\$7,500	\$0	\$7,500	\$0



## Singles Programs

## Appendix 7: List of Administrative Orders Issued - FY2017

Date Range Selected : 9/1/2016 - 8/31/2017

PGM	Case No.	Respondent Name	Docket#	County	Order Date	Penalty Assessed	Penalty Deferred	Payable Amount	SEP Offset
WQ	50693	Parker County	2015-0912-WQ-E	PARKER	5/23/2017	\$938	\$187	\$751	\$0
WQ	53453	Terra Verde Utility Company, LLC	2016-1905-MWD-E	WALLER	5/23/2017	\$7,000	\$1,400	\$5,600	\$0
WQ	53294	City of Brady	2016-1646-MWD-E	MCCULLOCH	5/23/2017	\$5,437	\$1,087	\$0	\$4,350
WQ	52028	City of Arlington	2016-0380-WQ-E	TARRANT	5/30/2017	\$42,750	\$0	\$0	\$42,750
WQ	52098	Farmers Transport, Inc.	2016-0451-MWD-E	CALHOUN	5/30/2017	\$9,375	\$1,875	\$7,500	\$0
WQ	52012	Town of Windom	2016-0375-MWD-E	FANNIN	5/30/2017	\$12,025	\$2,405	\$0	\$19,240
WQ	50324	City of Calvert	2015-0515-MWD-E	ROBERTSON	5/30/2017	\$12,838	\$2,567	\$0	\$10,271
WQ	53417	Ranch Utilities, L.P.	2016-1769-MWD-E	PARKER	5/30/2017	\$8,276	\$0	\$8,276	\$0
WQ	52770	TXI Operations, LP	2016-1183-IWD-E	BASTROP	5/30/2017	\$8,151	\$1,630	\$6,521	\$0
WQ	53205	Total Petrochemicals & Refining USA, Inc.	2016-1568-IWD-E	JEFFERSON	5/30/2017	\$30,000	\$6,000	\$12,000	\$12,000
WQ	51339	Diana Special Utility District	2015-1496-MWD-E	UPSHUR	5/30/2017	\$105,125	\$105,125	\$0	\$0
WQ	51129	Liberty Trails, LP	2015-1281-MLM-E	WILLIAMSON	5/30/2017	\$9,001	\$1,799	\$7,202	\$0
WQ	54122	City of Dallas	2017-0351-WQ-E	DALLAS	6/6/2017	\$875	\$0	\$875	\$0
WQ	53380	RAINES, ROY	2016-1730-WQ-E	COMAL	6/6/2017	\$2,625	\$525	\$2,100	\$0
WQ	53718	Montgomery County MUD 113	2016-2075-MWD-E	MONTGOMERY	6/6/2017	\$1,437	\$287	\$1,150	\$0
WQ	54176	RODRIGUEZ, LINO G JR	2017-0412-WOC-E	HIDALGO	6/6/2017	\$175	\$0	\$175	\$0
WQ	53920	F-L Hm Owner, LP	2017-0135-EAQ-E	WILLIAMSON	6/6/2017	\$938	\$187	\$751	\$0
WQ	50718	City of Pasadena	2015-0943-MWD-E	HARRIS	6/13/2017	\$21,126	\$4,225	\$0	\$16,901
WQ	51801	Meadowland Utility Corporation	2016-0132-MWD-E	BRAZORIA	6/13/2017	\$23,375	\$19,775	\$3,600	\$0
WQ	43905	Hamshire-Fannett Independent School District	2014-1609-MWD-E	JEFFERSON	6/13/2017	\$57,500	\$0	\$0	\$57,500
WQ	52950	Federal Bureau of Prisons	2016-1327-WQ-E	TARRANT	6/13/2017	\$11,250	\$0	\$11,250	\$0
WQ	51195	City of Mount Vernon	2015-1326-MWD-E	FRANKLIN	6/13/2017	\$10,650	\$2,130	\$0	\$8,250
WQ	51382	City of Angus	2015-1523-MWD-E	NAVARRO	6/13/2017	\$10,075	\$0	\$0	\$10,075
WQ	53716	Dale K Farrow	2016-2071-WQ-E	CHEROKEE	6/20/2017	\$2,764	\$552	\$2,212	\$0
WQ	53732	City of Bullard	2016-2083-MWD-E	CHEROKEE	6/20/2017	\$6,000	\$1,200	\$4,800	\$0
WQ	54240	ORTIZ, ISMAEL	2017-0490-WOC-E	EL PASO	6/20/2017	\$175	\$0	\$175	\$0
WQ	53753	Aqua Texas, Inc.	2016-2105-MWD-E	HARRIS	6/20/2017	\$4,500	\$900	\$3,600	\$0
WQ	53511	Cornerstone 1626 Retail, Ltd.	2016-1865-EAQ-E	HAYS	6/20/2017	\$5,625	\$1,125	\$4,500	\$0
WQ	52697	Central Texas Water Supply Corporation	2016-1079-IWD-E	BELL	6/20/2017	\$4,687	\$937	\$1,875	\$1,875
WQ	53590	City of Georgetown	2016-1956-EAQ-E	WILLIAMSON	6/20/2017	\$4,500	\$900	\$3,600	\$0
WQ	51042	Texas Parks And Wildlife Department	2015-1165-MWD-E	POLK	6/20/2017	\$4,014	\$802	\$0	\$3,212
WQ	53486	City of Cuney	2016-1837-MWD-E	CHEROKEE	6/20/2017	\$3,750	\$750	\$3,000	\$0
WQ	53582	Universal Services Fort Hood, Inc.	2016-1948-MWD-E	BELL	6/20/2017	\$3,250	\$650	\$2,600	\$0
WQ	52841	SIMENTAL, JOSE LUIS	2016-1218-SLG-E	YOUNG	6/20/2017	\$2,619	\$523	\$2,096	\$0
WQ	53607	Nalle Custom Homes, Inc.	2016-1971-EAQ-E	TRAVIS	6/20/2017	\$5,625	\$1,125	\$4,500	\$0
WQ	54239	APODACA, JOEL SR	2017-0489-WOC-E	EL PASO	6/20/2017	\$175	\$0	\$175	\$0
WQ	53413	B.O.S. Service, Inc.	2016-1770-SLG-E	YOAKUM	6/20/2017	\$2,625	\$0	\$2,625	\$0
WQ	53342	Young Men's Christian Association of Metropolitan Dallas	2016-1682-MWD-E	COLLIN	6/20/2017	\$3,300	\$660	\$2,640	\$0

## Singles Programs

## Appendix 7: List of Administrative Orders Issued - FY2017

Date Range Selected : 9/1/2016 - 8/31/2017

PGM	Case No.	Respondent Name	Docket#	County	Order Date	Penalty Assessed	Penalty Deferred	Payable Amount	SEP Offset
WQ	54007	ORKNEY DAIRY, LLC	2017-0281-AGR-E	ERATH	7/11/2017	\$1,213	\$242	\$971	\$0
WQ	53678	Cypress Hills Limited	2016-2041-MWD-E	SMITH	7/11/2017	\$5,750	\$1,150	\$4,600	\$0
WQ	53967	Sable Permian Resources Land, LLC	2017-0184-OSS-E	REAGAN	7/11/2017	\$325	\$65	\$260	\$0
WQ	51936	Overstreet Dairy, A Texas Limited Liability Company	2016-0276-AGR-E	HARDEMAN	7/11/2017	\$4,150	\$830	\$3,320	\$0
WQ	54342	BUNDICK, GARY D	2017-0616-WOC-E	KIMBLE	7/11/2017	\$175	\$0	\$175	\$0
WQ	53767	J-III Concrete Co., Inc.	2016-2121-WQ-E	JIM WELLS	7/11/2017	\$1,000	\$200	\$800	\$0
WQ	54038	Kaden Builders, L.P.	2017-0267-WQ-E	TARRANT	7/11/2017	\$3,412	\$682	\$2,730	\$0
WQ	51923	South Central Calhoun County Water Control and Improvement District 1	2016-0263-MWD-E	CALHOUN	7/11/2017	\$5,500	\$1,100	\$0	\$4,400
WQ	53358	City of Mabank	2016-1805-MWD-E	KAUFMAN	7/11/2017	\$5,137	\$1,027	\$4,110	\$0
WQ	53258	Gateway 26 Doors, LLC	2016-1605-EAQ-E	HAYS	7/11/2017	\$7,500	\$1,500	\$6,000	\$0
WQ	49007	COPELAND, KEVIN	2014-1031-WQ-E	WILLIAMSON	7/12/2017	\$10,813	\$2,162	\$8,651	\$0
WQ	53577	City of Weatherford	2016-1997-MWD-E	PARKER	7/12/2017	\$11,550	\$0	\$0	\$11,550
WQ	53565	City of Bardwell	2016-1933-MWD-E	ELLIS	7/12/2017	\$4,050	\$0	\$4,050	\$0
WQ	51348	Young Men's Christian Association of The Greater Houston Area	2015-1493-MWD-E	TRINITY	7/12/2017	\$13,740	\$0	\$13,740	\$0
WQ	47866	City of Santa Rosa	2013-1987-MWD-E	CAMERON	7/12/2017	\$61,070	\$61,070	\$0	\$0
WQ	53566	City of Josephine	2016-1932-MWD-E	COLLIN	7/12/2017	\$10,875	\$2,175	\$8,700	\$0
WQ	53126	Trinity SO GP, L.L.C.	2016-1492-MWD-E	HARRIS	7/12/2017	\$24,500	\$0	\$24,500	\$0
WQ	50236	Pilot Travel Centers LLC	2015-0402-IWD-E	HUNT	7/12/2017	\$8,100	\$1,620	\$6,480	\$0
WQ	52526	Harold Joseph Adams, Jr, LLC	2016-0946-WQ-E	*MULTIPLE	7/12/2017	\$13,375	\$0	\$13,375	\$0
WQ	53527	City of Fort Worth	2016-1892-WQ-E	TARRANT	7/12/2017	\$5,775	\$0	\$5,775	\$0
WQ	52630	Stolthaven Houston, Inc.	2016-1332-IWD-E	HARRIS	7/12/2017	\$80,375	\$0	\$40,188	\$40,187
WQ	53250	Intercontinental Terminals Company LLC	2016-1727-IWD-E	HARRIS	7/12/2017	\$18,300	\$3,660	\$14,640	\$0
WQ	53260	City of Rio Grande City	2016-1614-MWD-E	STARR	7/12/2017	\$9,620	\$0	\$0	\$9,620
WQ	53874	City of Riverside	2017-0090-MWD-E	WALKER	7/18/2017	\$2,926	\$585	\$2,341	\$0
WQ	53930	City of Comanche	2017-0150-MWD-E	COMANCHE	7/18/2017	\$3,000	\$600	\$2,400	\$0
WQ	51991	Stratton Oilfield Systems Texas LLC *	2016-0461-WQ-E	DIMITT	7/18/2017	\$2,500	\$500	\$2,000	\$0
WQ	52811	Arkema Inc.	2016-1176-IWD-E	HARRIS	7/27/2017	\$28,613	\$5,722	\$11,446	\$11,445
WQ	53689	Del Valle Independent School District	2016-2053-MWD-E	TRAVIS	7/27/2017	\$17,876	\$3,575	\$14,301	\$0
WQ	53274	Texas A&M University	2016-1620-IWD-E	BRAZOS	7/27/2017	\$27,187	\$5,437	\$21,750	\$0
WQ	53872	Fern Bluff Municipal Utility District	2017-0093-WQ-E	WILLIAMSON	7/27/2017	\$13,750	\$2,750	\$11,000	\$0
WQ	53701	Lennar Homes of Texas Land and Construction, Ltd.	2017-0063-WQ-E	COMAL	8/1/2017	\$1,601	\$320	\$1,281	\$0
WQ	53752	BLAND, GLENDA	2016-2111-WQ-E	DENTON	8/1/2017	\$2,938	\$587	\$2,351	\$0
WQ	51212	Doughtie Construction Co., Inc.	2015-1309-WQ-E	WALKER	8/1/2017	\$7,189	\$1,437	\$5,752	\$0
WQ	53951	Military Highway Water Supply Corporation	2017-0176-MWD-E	HIDALGO	8/1/2017	\$1,437	\$287	\$1,150	\$0
WQ	50692	Delta County Municipal Utility District	2015-0916-MWD-E	DELTA	8/2/2017	\$55,100	\$0	\$0	\$55,100
WQ	53670	City of Burleson	2016-2043-WQ-E	JOHNSON	8/2/2017	\$7,500	\$0	\$0	\$7,500
WQ	53143	City of Graham	2016-1501-MWD-E	YOUNG	8/2/2017	\$42,187	\$8,437	\$0	\$33,750

## Singles Programs

## Appendix 7: List of Administrative Orders Issued - FY2017

Date Range Selected : 9/1/2016 - 8/31/2017

PGM	Case No.	Respondent Name	Docket#	County	Order Date	Penalty Assessed	Penalty Deferred	Payable Amount	SEP Offset
WQ	51343	MEEKER, MARC ROGER	2015-1499-MWD-E	MONTGOMERY	8/2/2017	\$21,920	\$4,384	\$17,536	\$0
WQ	42971	City of Hackberry	2011-2180-MWD-E	DENTON	8/2/2017	\$31,575	\$6,315	\$25,260	\$0
WQ	53934	City of Queen City	2017-0149-MWD-E	CASS	8/2/2017	\$4,400	\$0	\$4,400	\$0
WQ	53903	City of Dripping Springs	2017-0125-MWD-E	HAYS	8/22/2017	\$1,188	\$237	\$951	\$0
WQ	52817	Wilbert Vaults of Houston, L.L.C.	2016-1170-WQ-E	HARRIS	8/22/2017	\$4,705	\$941	\$3,764	\$0
WQ	53847	DAVIS, EVERETT E JR	2017-0064-WOC-E	TRINITY	8/22/2017	\$947	\$189	\$758	\$0
WQ	52529	El Paso Water Utilities Public Service Board	2016-0942-MWD-E	EL PASO	8/22/2017	\$1,575	\$315	\$1,260	\$0
WQ	53959	VOORHEIS, TERRY D *	2017-0183-EAQ-E	HAYS	8/22/2017	\$2,125	\$425	\$1,700	\$0
WQ	53240	Galveston County Waste Consolidated Independent District 8	2016-1621-MWD-E	GALVESTON	8/23/2017	\$16,500	\$3,300	\$0	\$13,200
WQ	53764	US Ecology Texas, Inc.	2016-2118-IWD-E	NUECES	8/23/2017	\$15,200	\$3,040	\$12,160	\$0
WQ	53247	City of Boerne	2016-1648-MWD-E	KENDALL	8/23/2017	\$17,601	\$3,520	\$0	\$14,081
WQ	53792	GLOBAL JUBILEE 2007 INC.	2017-0017-MWD-E	FREESTONE	8/29/2017	\$2,500	\$500	\$2,000	\$0
WQ	53965	M&D Development LLC	2017-0182-MWD-E	HARRIS	8/29/2017	\$1,650	\$330	\$1,320	\$0
<b>Subtotal for WQ : 286</b>						<b>\$3,869,856</b>	<b>\$654,998</b>	<b>\$1,964,442</b>	<b>\$1,259,766</b>
WRHL	52232	EWTON, MAYNARD F	2016-0601-WR-E	PALO PINTO	10/18/2016	\$250	\$50	\$200	\$0
WRHL	52171	B.V.S. Construction, Inc.	2016-0527-WR-E	MILAM	12/6/2016	\$255	\$51	\$204	\$0
WRHL	53424	Ray Faris, Inc.	2016-1807-WR-E	BANDERA	1/4/2017	\$350	\$0	\$350	\$0
WRHL	53418	Bandera County	2016-1781-WR-E	BANDERA	1/4/2017	\$350	\$0	\$350	\$0
WRHL	53428	B. T. Sikes Water Wells, Inc.	2016-1780-WR-E	JIM WELLS	1/4/2017	\$350	\$0	\$350	\$0
WRHL	52585	NET-MAR, LLC	2016-1015-WR-E	JASPER	5/9/2017	\$918	\$183	\$735	\$0
<b>Subtotal for WRHL : 6</b>						<b>\$2,473</b>	<b>\$284</b>	<b>\$2,189</b>	<b>\$0</b>
<b>Total for Singles Programs : 1,443</b>						<b>\$17,910,204</b>	<b>\$2,921,384</b>	<b>\$10,368,743</b>	<b>\$4,629,807</b>

Date Range Selected : 9/1/2016 - 8/31/2017

PGM	Case No.	Respondent Name	Docket#	County	Order Date	Penalty Assessed	Penalty Deferred	Payable Amount	SEP Offset
MM	52822	RODRIGUEZ, GABRIEL	2016-1165-WOC-E	STARR	9/20/2016	\$175	\$0	\$175	\$0
MM	52791	ELLISON, BRENT K	2016-1178-WOC-E	FALLS	9/27/2016	\$175	\$0	\$175	\$0
MM	48080	City of Hale Center	2014-0019-MLM-E	HALE	9/29/2016	\$65,363	\$65,363	\$0	\$0
MM	47861	Webb County	2015-1428-MLM-E	WEBB	10/11/2016	\$52,132	\$0	\$0	\$52,132
MM	50757	R&K Fabricating Inc.	2015-0982-MLM-E	LIBERTY	10/11/2016	\$5,047	\$0	\$5,047	\$0
MM	52335	Ticona Polymers, Inc.	2016-0725-WDW-E	NUECES	10/25/2016	\$2,438	\$487	\$1,951	\$0
MM	51427	PANAGOPOULOS, CHRIS *	2015-1587-MLM-E	TARRANT	10/26/2016	\$14,507	\$2,901	\$11,606	\$0
MM	51757	Martin Operating Partnership L.P.	2016-0096-MLM-E	JEFFERSON	10/26/2016	\$14,253	\$2,850	\$5,703	\$5,700
MM	51659	Rapid Environmental Services, LLC	2015-1845-MLM-E	EL PASO	11/8/2016	\$3,300	\$0	\$3,300	\$0
MM	47954	City of Del Rio	2013-2103-MLM-E	VAL VERDE	11/16/2016	\$14,850	\$2,970	\$11,880	\$0
MM	49688	Paso Del Norte Ready-Mix, Inc.	2014-1748-MLM-E	EL PASO	11/16/2016	\$31,750	\$6,350	\$25,400	\$0
MM	51306	LASS WATER COMPANY INC	2015-1450-MLM-E	GRAYSON	11/16/2016	\$8,884	\$0	\$8,884	\$0
MM	51808	Lkq Auto Parts Of North Texas Inc	2016-0151-MSW-E	COMAL	11/29/2016	\$3,750	\$0	\$3,750	\$0
MM	40608	Loyal Lybarger	2015-1570-MLM-E	HARRIS	12/9/2016	\$24,179	\$0	\$24,179	\$0
MM	53242	CHIQUITO, JESUS	2016-1597-WOC-E	ROCKWALL	1/4/2017	\$175	\$0	\$175	\$0
MM	52037	City of Gordon	2016-0389-MLM-E	PALO PINTO	1/10/2017	\$1,238	\$247	\$991	\$0
MM	49564	Bottom Line Food Processors, Inc.	2014-1672-WQ-E	TRAVIS	1/20/2017	\$13,125	\$0	\$6,563	\$6,562
MM	47621	Frost Crushed Stone Company Inc.	2013-1729-MLM-E	KIMBLE	1/20/2017	\$11,057	\$2,210	\$8,847	\$0
MM	51858	Intertek USA Inc.	2016-0191-MLM-E	NUECES	1/20/2017	\$7,691	\$1,537	\$6,154	\$0
MM	51450	City of Runge	2015-1739-MLM-E	KARNES	1/20/2017	\$9,035	\$1,807	\$7,228	\$0
MM	52256	City of O'Donnell	2016-0629-MLM-E	LYNN	1/31/2017	\$553	\$110	\$443	\$0
MM	52398	Intertek USA Inc.	2016-0771-IHW-E	JEFFERSON	2/7/2017	\$12,564	\$2,512	\$10,052	\$0
MM	52104	Prime Materials, LLC	2016-0458-MLM-E	MCMULLEN	2/7/2017	\$13,125	\$2,625	\$10,500	\$0
MM	53627	BARNETT, BILLY D	2016-1998-WOC-E	SHELBY	2/14/2017	\$175	\$0	\$175	\$0
MM	49479	Dalden Corporation	2014-1517-MLM-E	DENTON	2/22/2017	\$31,500	\$6,300	\$12,600	\$12,600
MM	51488	Town Drytech, Inc.	2015-1681-MLM-E	DALLAS	2/22/2017	\$10,716	\$0	\$10,716	\$0
MM	49257	Signor Logistics-Barnhart, LLC	2014-1280-MLM-E	IRION	3/7/2017	\$2,600	\$520	\$2,080	\$0
MM	53185	"Earthwise Organics, Inc."	2016-1548-MLM-E	CAMERON	3/7/2017	\$7,479	\$1,495	\$5,984	\$0
MM	53721	Tech Con Trenching, Inc.	2017-0040-WR-E	KIMBLE	3/21/2017	\$350	\$0	\$350	\$0
MM	50667	John R. Reed *	2015-0894-MLM-E	LUBBOCK	3/28/2017	\$7,181	\$1,436	\$5,745	\$0
MM	53107	City of Big Wells	2016-1480-MLM-E	DIMMIT	5/4/2017	\$8,750	\$1,750	\$7,000	\$0
MM	42283	Eola Water Supply Corporation	2015-1329-MLM-E	CONCHO	5/4/2017	\$18,773	\$0	\$18,773	\$0
MM	51178	C & C Erae, Inc.	2015-1436-MLM-E	TARRANT	5/4/2017	\$9,924	\$0	\$9,924	\$0
MM	50311	TRIPLE R DIESEL SERVICE, INC.	2015-0506-MLM-E	BEXAR	5/4/2017	\$30,100	\$6,020	\$24,080	\$0
MM	53658	Southwestern Public Service Company	2016-2029-WDW-E	POTTER	5/9/2017	\$3,713	\$742	\$2,971	\$0
MM	53476	Sr Tilley Builders Inc.	2016-1828-MLM-E	ORANGE	5/9/2017	\$2,927	\$585	\$2,342	\$0
MM	51303	East Texas Precast Co., Ltd.	2015-1481-MLM-E	WALLER	5/30/2017	\$14,335	\$2,867	\$11,468	\$0
MM	51735	City of Beeville	2016-0068-MLM-E	BEE	5/30/2017	\$24,687	\$0	\$24,687	\$0

Date Range Selected : 9/1/2016 - 8/31/2017

PGM	Case No.	Respondent Name	Docket#	County	Order Date	Penalty Assessed	Penalty Deferred	Payable Amount	SEP Offset
MM	54190	VAUGHN, THOMAS W	2017-0416-WOC-E	HOUSTON	6/6/2017	\$175	\$0	\$175	\$0
MM	53962	Lazy Nine Municipal Utility District 1A	2017-0189-MWD-E	TRAVIS	6/6/2017	\$813	\$162	\$651	\$0
MM	53439	City of Lovelady	2016-1789-MLM-E	HOUSTON	6/20/2017	\$2,303	\$460	\$1,843	\$0
MM	49890	City of Wellman	2015-0076-MLM-E	TERRY	7/11/2017	\$4,900	\$4,900	\$0	\$0
MM	54341	Rogelio B Ibarra	2017-0618-WOC-E	KIMBLE	7/11/2017	\$175	\$0	\$175	\$0
MM	54343	SUTTON, ROBERT L	2017-0617-WOC-E	KIMBLE	7/11/2017	\$175	\$0	\$175	\$0
MM	49355	INVISTA S.a r.l.	2015-1398-WDW-E	VICTORIA	7/12/2017	\$80,837	\$16,167	\$32,335	\$32,335
MM	53692	David M. Richter *	2016-2059-MLM-E	EL PASO	7/18/2017	\$572	\$114	\$458	\$0
MM	53148	TPC Group LLC	2016-1610-MLM-E	JEFFERSON	7/27/2017	\$22,063	\$4,412	\$8,826	\$8,825
MM	47278	City of Douglassville	2016-1029-MLM-E	CASS	7/27/2017	\$3,130	\$0	\$3,130	\$0
MM	53846	Kuhlken Farms, Ltd.	2017-0068-MLM-E	GILLESPIE	8/1/2017	\$1,413	\$282	\$1,131	\$0
MM	53788	Earth Septic Systems, LLC	2016-2144-MLM-E	JIM WELLS	8/1/2017	\$4,600	\$920	\$3,680	\$0
MM	53815	Kestrel Creek LLC	2017-0033-MLM-E	GILLESPIE	8/1/2017	\$5,650	\$1,130	\$4,520	\$0
MM	53193	Flat Fork Water Supply Corporation	2016-1549-MLM-E	SHELBY	8/22/2017	\$1,038	\$207	\$831	\$0
MM	52707	Star Container Company Inc.	2016-1084-MLM-E	MASON	8/23/2017	\$8,313	\$1,662	\$6,651	\$0
<b>Total for Multi-Media Programs : 53</b>						<b>\$618,733</b>	<b>\$144,100</b>	<b>\$356,479</b>	<b>\$118,154</b>
<b>Total for all Programs :1,496</b>						<b>\$18,528,937</b>	<b>\$3,065,484</b>	<b>\$10,725,222</b>	<b>\$4,747,961</b>

**Summary of SEPs:**

**Total Orders :** 1496  
**Orders with SEPs :** 166  
**Orders with SEPs % :** 11.1  
**Orders with SEP Offset % :** 30.7

\* There are Multiple Respondent Names associated to this Case No.

## Appendix 8: List of SEPs & SEP Projects - FY 2017

### Single Program

Date Range Selected : 09/01/2016 - 08/31/2017

PGM	Case No.	Respondent Name	Effective Date	Ratio	Assessed Amt	Deferred Amt	Payable Amt	SEP Cost	SEP Offset
AQ	52466	Motiva Enterprises LLC	05/11/2017	1.00:1	20,688.00	0.00	10,344.00	10,344.00	10,344.00
		POLLUTION PREVENTION	Conduct home energy audits and to assist low income residents in the West Port Arthur area in improving their homes' energy efficiency such as by caulking, weatherizing, insulating, and replacing heating and cooling systems and major appliances with new, energy efficient equipment.					10,344.00	10,344.00
AQ	53164	Oxy Vinyls, LP	04/25/2017	1.00:1	7,237.00	1,447.00	2,895.00	2,895.00	2,895.00
		POLLUTION PREVENTION	The contribution will be used in accordance with the Supplemental Environmental Project Agreement between the Houston-Galveston AERCO and the Texas Commission on Environmental Quality. SEP monies will be used to pay for the cost of replacing older diesel buses with alternative fueled or clean diesel buses.					2,895.00	2,895.00
AQ	46732	The Premcor Refining Group Inc.	12/09/2016	1.00:1	348,938.00	69,787.00	139,576.00	139,575.00	139,575.00
		POLLUTION REDUCTION	CUSTOM SEP: COMMUNITY GARDEN					139,575.00	139,575.00
AQ	52367	Flint Hills Resources Port Arthur, LLC	02/22/2017	1.00:1	14,250.00	2,850.00	5,700.00	5,700.00	5,700.00
		POLLUTION PREVENTION	Conduct home energy audits and to assist low income residents in the West Port Arthur area in improving their homes' energy efficiency such as by caulking, weatherizing, insulating, and replacing heating and cooling systems and major appliances with new, energy efficient equipment.					5,700.00	5,700.00
AQ	51780	Eco Services Operations LLC	11/08/2016	1.00:1	20,063.00	4,012.00	8,026.00	8,025.00	8,025.00
		POLLUTION PREVENTION	The contribution will be used in accordance with the Supplemental Environmental Project Agreement between the Houston-Galveston AERCO and the Texas Commission on Environmental Quality. SEP monies will be used to pay for the cost of replacing older diesel buses with alternative fueled or clean diesel buses.					8,025.00	8,025.00
AQ	53569	PHILLIPS 66 COMPANY	08/02/2017	1.00:1	13,125.00	2,625.00	5,250.00	5,250.00	5,250.00
		POLLUTION PREVENTION	The contribution will be to Texas PTA for the Clean School Bus Program in Texas Air Quality Control Region as set forth in an agreement between the Third-Party Recipient and the TCEQ.					5,250.00	5,250.00
AQ	52110	E. I. du Pont de Nemours and Company	11/08/2016	1.00:1	7,938.00	1,587.00	3,176.00	3,175.00	3,175.00
		POLLUTION PREVENTION	SEP funds will be used by the Third-Party Administrator to purchase equipment (such as automated canister samplers), hardware, software, and licenses to enable the monitoring, and for the cost of operating, maintaining, and periodically upgrading or adding to these air monitoring stations along with ancillary equipment approved by TCEQ. Performing Party shall ensure that the data is validated and sent to TCEQ's Leading Environmental Analysis and Display (LEADS) system. All costs associated with the collection, transfer, and formatting of these data to be compatible with the LEADS system is the responsibility of the Third-Party Administrator.					3,175.00	3,175.00
AQ	51749	Shell Chemical LP	10/11/2016	1.00:1	13,600.00	2,720.00	5,440.00	5,440.00	5,440.00
		POLLUTION PREVENTION	SEP funds will be used to supplement existing operation of a network of ambient air monitoring stations that continuously measure and record concentrations of ambient air pollutants. Specifically, SEP Funds will be used to operate, maintain, and potentially expand portions of the existing ambient air quality monitoring network in the Houston area in order to continue to provide information on data quality and trends to the public, TCEQ, and industry representatives.					5,440.00	5,440.00
AQ	52700	Odfjell Terminals (Houston) Inc.	08/23/2017	1.00:1	69,555.00	13,911.00	27,822.00	27,822.00	27,822.00

\* There are Multiple Respondent Names associated to this Case No.

## Appendix 8: List of SEPs & SEP Projects - FY 2017

### Single Program

		POLLUTION PREVENTION	The contribution will be used in accordance with the Supplemental Environmental Project Agreement between the Houston-Galveston AERCO and the Texas Commission on Environmental Quality. SEP monies will be used to pay for the cost of replacing older diesel buses with alternative fueled or clean diesel buses.	27,822.00	27,822.00				
AQ	52236	Blanchard Refining Company LLC	02/07/2017	1.00:1	13,125.00	2,625.00	5,250.00	5,250.00	5,250.00
		POLLUTION PREVENTION	TCISD Alternative Fuel School Bus Program - shall use SEP Funds to purchase lower-emission propane fueled school buses that are model year 2010 or newer buses to replace buses currently in the fleet that are model year 2006 or older buses. The Older Buses will then be decommissioned, thus permanently removing them from the roads. SEP Funds shall only be used for the purchase of a base model propane fueled Replacement Bus. TCISD shall own and operate each Replacement Bus for at least five years following the date of purchase.				5,250.00	5,250.00	
AQ	43129	The Premcor Refining Group Inc.	12/09/2016	1.00:1	2,020,216.00	0.00	1,010,108.00	1,010,108.00	,010,108.00
		POLLUTION REDUCTION	CUSTOM SEP: COMMUNITY GARDEN				,010,108.00	,010,108.00	
AQ	52820	Kiewit Offshore Services, Ltd.	05/30/2017	1.00:1	16,577.00	3,315.00	6,631.00	6,631.00	6,631.00
		POLLUTION PREVENTION	Project will fuse funds to aid local school districts, area transit agencies, and local governments in need of funding assistance to pay for the cost of the following activities to reduce emissions: 1) replacing older diesel buses with alternative fueled or clean diesel buses; or 2) retrofitting older diesel buses with new cleaner technology. RC&D shall disburse funds to school districts, area transit agencies, or local governments on a needs-rated basis, using non-attainment area status, condition of buses, or economic status of recipient as possible rating factors if competition for funds exists.				6,631.00	6,631.00	
AQ	49948	Pasadena Refining System, Inc	08/02/2017	1.00:1	452,825.00	0.00	226,413.00	226,412.00	226,412.00
		POLLUTION PREVENTION	The contribution will be used in accordance with the Supplemental Environmental Project Agreement between the Houston-Galveston AERCO and the Texas Commission on Environmental Quality. SEP monies will be used to pay for the cost of replacing older diesel buses with alternative fueled or clean diesel buses.				201,412.00	201,412.00	
		POLLUTION PREVENTION	RC&D will coordinate with local city and county government officials to clean-up sites where tires have been disposed of illegally. Contributions will be used to clean up illegal tire sites. Eligible sites will be limited to areas where a responsible party can not be identified and where there is no preexisting obligation to clean up the site by the owner or government. SEP monies will be used for the direct cost of collection and disposal of debris and tires.				25,000.00	25,000.00	
AQ	52309	The Premcor Refining Group Inc.	01/20/2017	1.00:1	69,689.00	0.00	34,845.00	34,844.00	34,844.00
		POLLUTION PREVENTION	Conduct home energy audits and to assist low income residents in the West Port Arthur area in improving their homes' energy efficiency such as by caulking, weatherizing, insulating, and replacing heating and cooling systems and major appliances with new, energy efficient equipment.				34,844.00	34,844.00	
AQ	51622	Sheridan Production Company, LLC	10/26/2016	1.00:1	185,038.00	0.00	105,038.00	80,000.00	80,000.00
		POLLUTION PREVENTION	Railroad Commission of Texas - Alternative Fuels Clean School Bus Replacement Program. The contribution will be used in accordance with the SEP between the Third-Party Recipient and the TCEQ. Specifically, the contribution will be used to reduce nitrogen oxides, volatile organic compounds, carbon monoxide, and particulate matter emissions by replacing older diesel buses with newer buses that meet more stringent emission standards.				80,000.00	80,000.00	
AQ	49523	Nalco Company LLC	05/04/2017	1.00:1	1,059,104.00	211,820.00	423,642.00	423,642.00	423,642.00

\* There are Multiple Respondent Names associated to this Case No.

## Appendix 8: List of SEPs & SEP Projects - FY 2017

### Single Program

	POLLUTION PREVENTION	The contribution will be used in accordance with the Supplemental Environmental Project Agreement between the Houston-Galveston AERCO and the Texas Commission on Environmental Quality. SEP monies will be used to pay for the cost of replacing older diesel buses with alternative fueled or clean diesel buses.	105,673.00	105,673.00					
	POLLUTION PREVENTION	TCISD Alternative Fuel School Bus Program - shall use SEP Funds to purchase lower-emission propane fueled school buses that are model year 2010 or newer buses to replace buses currently in the fleet that are model year 2006 or older buses. The Older Buses will then be decommissioned, thus permanently removing them from the roads. SEP Funds shall only be used for the purchase of a base model propane fueled Replacement Bus. TCISD shall own and operate each Replacement Bus for at least five years following the date of purchase.	212,297.00	212,297.00					
	POLLUTION PREVENTION	Performing Party shall use SEP Funds to perform energy efficiency upgrades on public buildings and infrastructure. Specifically, SEP Funds may only be used for: 1) the cost of conducting energy efficiency audits; 2) the incremental cost for construction or implementation of energy-efficiency upgrades	105,672.00	105,672.00					
AQ	53244	Nalco Company LLC	07/27/2017	1.00:1	21,750.00	4,350.00	8,700.00	8,700.00	8,700.00
	POLLUTION PREVENTION	Clean School Bus Project - Third-Party Administrator operates a fleet of school buses. Some of these buses are older and emit harmful air pollution. Third-Party Administrator shall use SEP Funds to purchase a lower-emission school bus that is model year 2010 or newer ('Replacement Bus') to replace a bus that is model year 1995 ("Older Bus"), thus removing the Older Bus from the roads.	8,700.00	8,700.00					
AQ	52268	Targa Pipeline Mid-Continent WestTex LLC	08/02/2017	1.00:1	23,503.00	4,700.00	9,402.00	9,401.00	9,401.00
	POLLUTION PREVENTION	Project will fuse funds to aid local school districts, area transit agencies, and local governments in need of funding assistance to pay for the cost of the following activities to reduce emissions: 1) replacing older diesel buses with alternative fueled or clean diesel buses; or 2) retrofitting older diesel buses with new cleaner technology. RC&D shall disburse funds to school districts, area transit agencies, or local governments on a needs-rated basis, using non-attainment area status, condition of buses, or economic status of recipient as possible rating factors if competition for funds exists.	4,701.00	4,701.00					
	POLLUTION PREVENTION	RC&D will coordinate with local city and county government officials to clean-up sites where tires have been disposed of illegally. Contributions will be used to clean up illegal tire sites. Eligible sites will be limited to areas where a responsible party can not be identified and where there is no preexisting obligation to clean up the site by the owner or government. SEP monies will be used for the direct cost of collection and disposal of debris and tires.	4,700.00	4,700.00					
AQ	51942	Atmos Energy Corporation	10/26/2016	1.00:1	17,550.00	3,510.00	7,020.00	7,020.00	7,020.00
	POLLUTION PREVENTION	Railroad Commission of Texas - Alternative Fuels Clean School Bus Replacement Program. The contribution will be used in accordance with the SEP between the Third-Party Recipient and the TCEQ. Specifically, the contribution will be used to reduce nitrogen oxides, volatile organic compounds, carbon monoxide, and particulate matter emissions by replacing older diesel buses with newer buses that meet more stringent emission standards.	7,020.00	7,020.00					
AQ	53675	Gulf Coast Authority	08/01/2017	1.00:1	3,638.00	727.00	0.00	2,911.00	2,911.00
	POLLUTION PREVENTION	TCISD Alternative Fuel School Bus Program - shall use SEP Funds to purchase lower-emission propane fueled school buses that are model year 2010 or newer buses to replace buses currently in the fleet that are model year 2006 or older buses. The Older Buses will then be decommissioned, thus permanently removing them from the roads. SEP Funds shall only be used for the purchase of a base model propane fueled Replacement Bus. TCISD shall own and operate each Replacement Bus for at least five years following the date of purchase.	2,911.00	2,911.00					
AQ	52864	Blanchard Refining Company LLC	06/20/2017	1.00:1	7,500.00	1,500.00	3,000.00	3,000.00	3,000.00

\* There are Multiple Respondent Names associated to this Case No.



## Appendix 8: List of SEPs & SEP Projects - FY 2017

### Single Program

	POLLUTION PREVENTION	Alternative Fuel School Bus Program - shall use SEP Funds to purchase lower-emission propane fueled school buses that are model year 2010 or newer buses to replace buses currently in the fleet that are model year 2006 or older buses. The Older Buses will then be decommissioned, thus permanently removing them from the roads. SEP Funds shall only be used for the purchase of a base model propane fueled Replacement Bus. TCISD shall own and operate each Replacement Bus for at least five years following the date of purchase.	3,000.00	3,000.00					
AQ	51717	TPC Group LLC	01/20/2017	1.00:1	206,740.00	0.00	103,370.00	103,370.00	103,370.00
	POLLUTION PREVENTION	SEP funds will be used to supplement existing operation of a network of ambient air monitoring stations that continuously measure and record concentrations of ambient air pollutants. Specifically, SEP Funds will be used to operate, maintain, and potentially expand portions of the existing ambient air quality monitoring network in the Houston area in order to continue to provide information on data quality and trends to the public, TCEQ, and industry representatives.	103,370.00	103,370.00					
AQ	52795	PHILLIPS 66 COMPANY	05/11/2017	1.00:1	19,688.00	3,937.00	7,876.00	7,875.00	7,875.00
	POLLUTION PREVENTION	The contribution will be used to reimburse local school districts for the cost of retrofitting or replacing school buses with cleaner technology buses to reduce air pollution emissions.	7,875.00	7,875.00					
AQ	51825	Ascend Performance Materials Texas Inc.	10/26/2016	1.00:1	13,125.00	2,625.00	5,250.00	5,250.00	5,250.00
	POLLUTION PREVENTION	The contribution will be used in accordance with the Supplemental Environmental Project Agreement between the Houston-Galveston AERCO and the Texas Commission on Environmental Quality. SEP monies will be used to pay for the cost of replacing older diesel buses with alternative fueled or clean diesel buses.	5,250.00	5,250.00					
AQ	51798	Union Carbide Corporation	01/10/2017	1.00:1	6,681.00	1,336.00	2,673.00	2,672.00	2,672.00
	POLLUTION PREVENTION	The contribution will be to Texas PTA for the Clean School Bus Program in Texas Air Quality Control Region as set forth in an agreement between the Third-Party Recipient and the TCEQ. Specifically, the contribution will be used to reimburse local school districts for the cost of the following activities to reduce emissions: 1) replacing older diesel buses with alternative fuelled or clean diesel buses; or 2) retrofitting older diesel buses with new, cleaner technology. The SEP will be done in accordance with all federal, state and local environmental laws and regulations	2,672.00	2,672.00					
AQ	53545	Oxy Vinyls, LP	06/20/2017	1.00:1	3,313.00	662.00	1,326.00	1,325.00	1,325.00
	POLLUTION PREVENTION	The contribution will be used in accordance with the Supplemental Environmental Project Agreement between the Houston-Galveston AERCO and the Texas Commission on Environmental Quality. SEP monies will be used to pay for the cost of replacing older diesel buses with alternative fueled or clean diesel buses.	1,325.00	1,325.00					
AQ	51767	Enterprise Products Operating LLC	11/08/2016	1.00:1	40,950.00	8,190.00	16,380.00	16,380.00	16,380.00
	POLLUTION PREVENTION	Performing Party shall use SEP Funds to perform energy efficiency upgrades on public buildings and infrastructure. Specifically, SEP Funds may only be used for: 1) the cost of conducting energy efficiency audits; 2) the incremental cost for construction or implementation of energy-efficiency upgrades (versus the cost of non-energy efficiency upgrades); 3) the incremental cost of purchase of more energy-efficient equipment or appliances (versus the cost of purchasing non-energy efficient equipment or appliances); or 4) other direct costs authorized in advance by TCEQ.	16,380.00	16,380.00					
AQ	52881	Equistar Chemicals, LP	05/04/2017	1.00:1	39,375.00	7,875.00	15,750.00	15,750.00	15,750.00

\* There are Multiple Respondent Names associated to this Case No.

## Appendix 8: List of SEPs & SEP Projects - FY 2017

### Single Program

	POLLUTION PREVENTION	Performing Party shall use SEP Funds to perform energy efficiency upgrades on public buildings and infrastructure. Specifically, SEP Funds may only be used for: 1) the cost of conducting energy efficiency audits; 2) the incremental cost for construction or implementation of energy-efficiency upgrades (versus the cost of non-energy efficiency upgrades); 3) the incremental cost of purchase of more energy-efficient equipment or appliances (versus the cost of purchasing non-energy efficient equipment or appliances); or 4) other direct costs authorized in advance by TCEQ.	15,750.00	15,750.00					
AQ	52111	Shell Chemical LP	12/06/2016	1.00:1	7,125.00	1,425.00	2,850.00	2,850.00	2,850.00
	POLLUTION PREVENTION	SEP funds will be used to supplement existing operation of a network of ambient air monitoring stations that continuously measure and record concentrations of ambient air pollutants. Specifically, SEP Funds will be used to operate, maintain, and potentially expand portions of the existing ambient air quality monitoring network in the Houston area in order to continue to provide information on data quality and trends to the public, TCEQ, and industry representatives.					2,850.00	2,850.00	
AQ	52035	INEOS USA LLC	11/08/2016	1.00:1	13,125.00	2,625.00	5,250.00	5,250.00	5,250.00
	POLLUTION PREVENTION	The contribution will be used in accordance with the Supplemental Environmental Project Agreement between the Houston-Galveston AERCO and the Texas Commission on Environmental Quality. SEP monies will be used to pay for the cost of replacing older diesel buses with alternative fueled or clean diesel buses.					5,250.00	5,250.00	
AQ	52800	Lyondell Chemical Company	04/13/2017	1.00:1	12,300.00	2,460.00	4,920.00	4,920.00	4,920.00
	POLLUTION PREVENTION	RC&D will coordinate with local city and county government officials to clean-up sites where tires have been disposed of illegally. Contributions will be used to clean up illegal tire sites. Eligible sites will be limited to areas where a responsible party can not be identified and where there is no preexisting obligation to clean up the site by the owner or government. SEP monies will be used for the direct cost of collection and disposal of debris and tires.					4,920.00	4,920.00	
AQ	52480	TXI Operations, LP	05/30/2017	1.00:1	115,050.00	23,010.00	46,020.00	46,020.00	46,020.00
	POLLUTION PREVENTION	RC&D will coordinate with local city and county government officials to clean-up sites where tires have been disposed of illegally. Contributions will be used to clean up illegal tire sites. Eligible sites will be limited to areas where a responsible party can not be identified and where there is no preexisting obligation to clean up the site by the owner or government. SEP monies will be used for the direct cost of collection and disposal of debris and tires.					46,020.00	46,020.00	
AQ	51779	Targa Downstream LLC	09/29/2016	1.00:1	10,125.00	2,025.00	4,050.00	4,050.00	4,050.00
	POLLUTION PREVENTION	Third-Party Administrator operates a fleet of school buses. Some of these buses are older and emit harmful air pollution. Third-Party Administrator shall use SEP Funds to purchase a lower-emission school bus that is model year 2010 or newer ("Replacement Bus") to replace a bus that is model year 1995 ("Older Bus"), thus removing the Older Bus from the roads. Third-Party Administrator shall ensure that the Replacement Bus has an engine that meets 2010 EPA Standards.					4,050.00	4,050.00	
AQ	53496	Exxon Mobil Corporation	07/12/2017	1.00:1	142,979.00	28,595.00	57,192.00	57,192.00	57,192.00
	POLLUTION PREVENTION	The contribution will be to Texas PTA for the Clean School Bus Program in Texas Air Quality Control Region as set forth in an agreement between the Third-Party Recipient and the TCEQ. Specifically, the contribution will be used to reimburse local school districts for the cost of the following activities to reduce emissions: 1) replacing older diesel buses with alternative fuelled or clean diesel buses; or 2) retrofitting older diesel buses with new, cleaner technology. The SEP will be done in accordance with all federal, state and local environmental laws and regulations					57,192.00	57,192.00	
AQ	51852	Motiva Enterprises LLC	10/11/2016	1.00:1	25,000.00	0.00	12,500.00	12,500.00	12,500.00

\* There are Multiple Respondent Names associated to this Case No.

## Appendix 8: List of SEPs & SEP Projects - FY 2017

### Single Program

		POLLUTION PREVENTION	Conduct home energy audits and to assist low income residents in the West Port Arthur area in improving their homes' energy efficiency such as by caulking, weatherizing, insulating, and replacing heating and cooling systems and major appliances with new, energy efficient equipment.	12,500.00	12,500.00				
AQ	47730	BASF TOTAL Petrochemicals LLC	02/07/2017	1.00:1	315,000.00	0.00	157,500.00	157,500.00	157,500.00
		POLLUTION PREVENTION	The contribution will be used in accordance with the Supplemental Environmental Project Agreement between the Houston-Galveston AERCO and the Texas Commission on Environmental Quality. SEP monies will be used to pay for the cost of replacing older diesel buses with alternative fueled or clean diesel buses.				78,750.00	78,750.00	
		POLLUTION PREVENTION	Conduct home energy audits and to assist low income residents in the West Port Arthur area in improving their homes' energy efficiency such as by caulking, weatherizing, insulating, and replacing heating and cooling systems and major appliances with new, energy efficient equipment.				78,750.00	78,750.00	
AQ	53223	The Premcor Refining Group Inc.	07/12/2017	1.00:1	20,250.00	4,050.00	8,100.00	8,100.00	8,100.00
		POLLUTION PREVENTION	SEP funds will be used by the Third-Party Administrator to purchase equipment (such as automated canister samplers), hardware, software, and licenses to enable the monitoring, and for the cost of operating, maintaining, and periodically upgrading or adding to these air monitoring stations along with ancillary equipment approved by TCEQ. Performing Party shall ensure that the data is validated and sent to TCEQ's Leading Environmental Analysis and Display (LEADS) system. All costs associated with the collection, transfer, and formatting of these data to be compatible with the LEADS system is the responsibility of the Third-Party Administrator.				8,100.00	8,100.00	
AQ	52677	Akzo Nobel Chemicals LLC	05/04/2017	1.00:1	37,038.00	7,407.00	14,816.00	14,815.00	14,815.00
		POLLUTION PREVENTION	The contribution will be used in accordance with the Supplemental Environmental Project Agreement between the Houston-Galveston AERCO and the Texas Commission on Environmental Quality. SEP monies will be used to pay for the cost of replacing older diesel buses with alternative fueled or clean diesel buses.				14,815.00	14,815.00	
AQ	52900	DCP Operating Company, LP	05/04/2017	1.00:1	12,725.00	2,545.00	5,090.00	5,090.00	5,090.00
		POLLUTION PREVENTION	The contribution will be used in accordance with the Supplemental Environmental Project Agreement between the Borger Independent School District and the Texas Commission on Environmental Quality. The school district, through an asbestos certified contractor, will remove asbestos from Central Elementary, the Borger High School Auditorium, and the Gateway Elementary.				5,090.00	5,090.00	
AQ	48446	ExxonMobil Oil Corporation	11/08/2016	1.00:1	251,073.00	50,214.00	100,430.00	100,429.00	100,429.00
		POLLUTION PREVENTION	Performing Party shall operate, maintain, and potentially expand the existing Southeast Texas Regional Air Monitoring Network which includes nine monitoring stations currently at the following locations: 1) Beaumont CAM#2; 2) Cove School CAM #C695; 3) Mauriceville CAM#642; 4) Port Arthur (Motiva) Industrial Site CAM #C628; 5) Port Arthur Memorial High School campus CAM #C689; 6) Port Neches CAM #136; 7) Sabine Pass CAM #C640; 8) Southeast Texas Regional Airport CAM #C643; 9) West Orange CAM #C9.				100,429.00	100,429.00	
AQ	52619	Total Petrochemicals & Refining USA, Inc.	05/11/2017	1.00:1	25,000.00	0.00	12,500.00	12,500.00	12,500.00
		POLLUTION PREVENTION	Conduct home energy audits and to assist low income residents in the West Port Arthur area in improving their homes' energy efficiency such as by caulking, weatherizing, insulating, and replacing heating and cooling systems and major appliances with new, energy efficient equipment.				12,500.00	12,500.00	
AQ	51338	Lone Star NGL Fractionators LLC	01/20/2017	1.00:1	52,500.00	10,500.00	21,000.00	21,000.00	21,000.00

\* There are Multiple Respondent Names associated to this Case No.

## Appendix 8: List of SEPs & SEP Projects - FY 2017

### Single Program

	POLLUTION PREVENTION	Clean School Bus Project - Third-Party Administrator operates a fleet of school buses. Some of these buses are older and emit harmful air pollution. Third-Party Administrator shall use SEP Funds to purchase a lower-emission school bus that is model year 2010 or newer ('Replacement Bus') to replace a bus that is model year 1995 ("Older Bus"), thus removing the Older Bus from the roads.	21,000.00	21,000.00					
AQ	53161	Lyondell Chemical Company	04/25/2017	1.00:1	4,088.00	817.00	1,636.00	1,635.00	1,635.00
	POLLUTION PREVENTION	RC&D will coordinate with local city and county government officials to clean-up sites where tires have been disposed of illegally. Contributions will be used to clean up illegal tire sites. Eligible sites will be limited to areas where a responsible party can not be identified and where there is no preexisting obligation to clean up the site by the owner or government. SEP monies will be used for the direct cost of collection and disposal of debris and tires.	1,635.00	1,635.00					
AQ	52019	Honeywell International Inc.	11/16/2016	1.00:1	42,805.00	8,561.00	17,122.00	17,122.00	17,122.00
	POLLUTION PREVENTION	SEP funds will be used by the Third-Party Administrator to purchase equipment (such as automated canister samplers), hardware, software, and licenses to enable the monitoring, and for the cost of operating, maintaining, and periodically upgrading or adding to these air monitoring stations along with ancillary equipment approved by TCEQ. Performing Party shall ensure that the data is validated and sent to TCEQ's Leading Environmental Analysis and Display (LEADS) system. All costs associated with the collection, transfer, and formatting of these data to be compatible with the LEADS system is the responsibility of the Third-Party Administrator.	17,122.00	17,122.00					
AQ	52804	Lyondell Chemical Company	05/11/2017	1.00:1	10,810.00	2,162.00	4,324.00	4,324.00	4,324.00
	POLLUTION PREVENTION	RC&D will coordinate with local city and county government officials to clean-up sites where tires have been disposed of illegally. Contributions will be used to clean up illegal tire sites. Eligible sites will be limited to areas where a responsible party can not be identified and where there is no preexisting obligation to clean up the site by the owner or government. SEP monies will be used for the direct cost of collection and disposal of debris and tires.	4,324.00	4,324.00					
AQ	52401	Lone Star NGL Fractionators LLC	12/09/2016	1.00:1	51,113.00	10,222.00	20,446.00	20,445.00	20,445.00
	POLLUTION PREVENTION	Performing Party shall use SEP Funds to perform energy efficiency upgrades on public buildings and infrastructure. Specifically, SEP Funds may only be used for: 1) the cost of conducting energy efficiency audits; 2) the incremental cost for construction or implementation of energy-efficiency upgrades (versus the cost of non-energy efficiency upgrades); 3) the incremental cost of purchase of more energy-efficient equipment or appliances (versus the cost of purchasing non-energy efficient equipment or appliances); or 4) other direct costs authorized in advance by TCEQ.	20,445.00	20,445.00					
AQ	51668	Exxon Mobil Corporation	10/26/2016	1.00:1	50,000.00	0.00	25,000.00	25,000.00	25,000.00
	POLLUTION PREVENTION	SEP funds will be used to supplement existing operation of a network of ambient air monitoring stations that continuously measure and record concentrations of ambient air pollutants. Specifically, SEP Funds will be used to operate, maintain, and potentially expand portions of the existing ambient air quality monitoring network in the Houston area in order to continue to provide information on data quality and trends to the public, TCEQ, and industry representatives.	25,000.00	25,000.00					
AQ	51830	Lucid Energy Westex, LLC	11/16/2016	1.00:1	18,000.00	3,600.00	7,200.00	7,200.00	7,200.00
	POLLUTION PREVENTION	The contribution will be to Texas PTA for the Clean School Bus Program in Texas Air Quality Control Region as set forth in an agreement between the Third-Party Recipient and the TCEQ. Specifically, the contribution will be used to reimburse local school districts for the cost of the following activities to reduce emissions: 1) replacing older diesel buses with alternative fuelled or clean diesel buses; or 2) retrofitting older diesel buses with new, cleaner technology. The SEP will be done in accordance with all federal, state and local environmental laws and regulations	7,200.00	7,200.00					
AQ	50590	INEOS USA LLC	12/09/2016	1.00:1	14,250.00	2,850.00	5,700.00	5,700.00	5,700.00

\* There are Multiple Respondent Names associated to this Case No.

## Appendix 8: List of SEPs & SEP Projects - FY 2017

### Single Program

	POLLUTION PREVENTION	The contribution will be used in accordance with the Supplemental Environmental Project Agreement between the Houston-Galveston AERCO and the Texas Commission on Environmental Quality. SEP monies will be used to pay for the cost of replacing older diesel buses with alternative fueled or clean diesel buses.	5,700.00	5,700.00					
AQ	52423	PHILLIPS 66 COMPANY	02/22/2017	1.00:1	13,688.00	2,737.00	5,476.00	5,475.00	5,475.00
	POLLUTION PREVENTION	The contribution will be used in accordance with the Supplemental Environmental Project Agreement between the Borger Independent School District and the Texas Commission on Environmental Quality. The school district, through an asbestos certified contractor, will remove asbestos from Central Elementary, the Borger High School Auditorium, and the Gateway Elementary. The asbestos present in these schools is currently stable and there is no requirement to remove it. The school district is removing the asbestos due to the age of the asbestos and the likelihood of increased traffic in the affected areas in the future. The SEP will be done in accordance with all federal, state and local environmental laws and regulations.	5,475.00	5,475.00					
AQ	52998	ExxonMobil Oil Corporation	05/23/2017	1.00:1	7,001.00	1,400.00	2,801.00	2,800.00	2,800.00
	POLLUTION PREVENTION	SEP funds will be used by the Third-Party Administrator to purchase equipment (such as automated canister samplers), hardware, software, and licenses to enable the monitoring, and for the cost of operating, maintaining, and periodically upgrading or adding to these air monitoring stations along with ancillary equipment approved by TCEQ. Performing Party shall ensure that the data is validated and sent to TCEQ's Leading Environmental Analysis and Display (LEADS) system.	2,800.00	2,800.00					
AQ	51974	Cabot Norit Americas, Inc.	11/08/2016	1.00:1	65,208.00	0.00	32,604.00	32,604.00	32,604.00
	POLLUTION PREVENTION	RC&D will coordinate with local city and county government officials to clean-up sites where tires have been disposed of illegally. Contributions will be used to clean up illegal tire sites. Eligible sites will be limited to areas where a responsible party can not be identified and where there is no preexisting obligation to clean up the site by the owner or government. SEP monies will be used for the direct cost of collection and disposal of debris and tires.	32,604.00	32,604.00					
AQ	53817	Lyondell Chemical Company	06/20/2017	1.00:1	3,600.00	720.00	1,440.00	1,440.00	1,440.00
	POLLUTION PREVENTION	Performing Party shall use SEP Funds to perform energy efficiency upgrades on public buildings and infrastructure. Specifically, SEP Funds may only be used for: 1) the cost of conducting energy efficiency audits; 2) the incremental cost for construction or implementation of energy-efficiency upgrades (versus the cost of non-energy efficiency upgrades); 3) the incremental cost of purchase of more energy-efficient equipment or appliances (versus the cost of purchasing non-energy efficient equipment or appliances); or 4) other direct costs authorized in advance by TCEQ.	1,440.00	1,440.00					
AQ	51519	Texmark Chemicals, Inc.	01/20/2017	1.00:1	50,394.00	10,078.00	20,158.00	20,158.00	20,158.00
	POLLUTION PREVENTION	Performing Party shall use SEP Funds to perform energy efficiency upgrades on public buildings and infrastructure. Specifically, SEP Funds may only be used for: 1) the cost of conducting energy efficiency audits; 2) the incremental cost for construction or implementation of energy-efficiency upgrades (versus the cost of non-energy efficiency upgrades); 3) the incremental cost of purchase of more energy-efficient equipment or appliances (versus the cost of purchasing non-energy efficient equipment or appliances); or 4) other direct costs authorized in advance by TCEQ.	20,158.00	20,158.00					
AQ	50040	Huntsman Petrochemical LLC	09/13/2016	1.00:1	120,282.00	24,056.00	48,113.00	48,113.00	48,113.00
	POLLUTION PREVENTION	SEP funds will be used by the Third-Party Administrator to purchase equipment (such as automated canister samplers), hardware, software, and licenses to enable the monitoring, and for the cost of operating, maintaining, and periodically upgrading or adding to these air monitoring stations along with ancillary equipment approved by TCEQ. Performing Party shall ensure that the data is validated and sent to TCEQ's Leading Environmental Analysis and Display (LEADS) system.	48,113.00	48,113.00					

\* There are Multiple Respondent Names associated to this Case No.

## Appendix 8: List of SEPs & SEP Projects - FY 2017

### Single Program

AQ	50467	Blanchard Refining Company LLC	09/13/2016	1.00:1	97,500.00	19,500.00	39,000.00	39,000.00	39,000.00
		POLLUTION PREVENTION	TCISD Alternative Fuel School Bus Program - shall use SEP Funds to purchase lower-emission propane fueled school buses that are model year 2010 or newer buses to replace buses currently in the fleet that are model year 2006 or older buses. The Older Buses will then be decommissioned, thus permanently removing them from the roads. SEP Funds shall only be used for the purchase of a base model propane fueled Replacement Bus. TCISD shall own and operate each Replacement Bus for at least five years following the date of purchase.				39,000.00	39,000.00	
AQ	52117	Total Petrochemicals & Refining USA, Inc.	12/09/2016	1.00:1	13,126.00	2,624.00	5,251.00	5,251.00	5,251.00
		POLLUTION PREVENTION	Conduct home energy audits and to assist low income residents in the West Port Arthur area in improving their homes' energy efficiency such as by caulking, weatherizing, insulating, and replacing heating and cooling systems and major appliances with new, energy efficient equipment.				5,251.00	5,251.00	
AQ	53499	E. I. du Pont de Nemours and Company	06/20/2017	1.00:1	7,500.00	1,500.00	3,000.00	3,000.00	3,000.00
		POLLUTION PREVENTION	SEP funds will be used by the Third-Party Administrator to purchase equipment (such as automated canister samplers), hardware, software, and licenses to enable the monitoring, and for the cost of operating, maintaining, and periodically upgrading or adding to these air monitoring stations along with ancillary equipment approved by TCEQ. Performing Party shall ensure that the data is validated and sent to TCEQ's Leading Environmental Analysis and Display (LEADS) system. All costs associated with the collection, transfer, and formatting of these data to be compatible with the LEADS system is the responsibility of the Third-Party Administrator.				3,000.00	3,000.00	
AQ	53555	Blue Ridge Landfill TX, LP	07/12/2017	1.00:1	43,712.00	8,742.00	17,485.00	17,485.00	17,485.00
		POLLUTION PREVENTION	RC&D will coordinate with local city and county government officials to clean-up sites where tires have been disposed of illegally. Contributions will be used to clean up illegal tire sites. Eligible sites will be limited to areas where a responsible party can not be identified and where there is no preexisting obligation to clean up the site by the owner or government. SEP monies will be used for the direct cost of collection and disposal of debris and tires.				17,485.00	17,485.00	
AQ	51507	The Dow Chemical Company	11/08/2016	1.00:1	7,203.00	1,440.00	2,882.00	2,881.00	2,881.00
		POLLUTION PREVENTION	The contribution will be used in accordance with the Supplemental Environmental Project Agreement between the Houston-Galveston AERCO and the Texas Commission on Environmental Quality. SEP monies will be used to pay for the cost of replacing older diesel buses with alternative fueled or clean diesel buses.				2,881.00	2,881.00	
AQ	52177	Oxy Vinyls, LP	10/18/2016	1.00:1	6,550.00	1,310.00	2,620.00	2,620.00	2,620.00
		POLLUTION PREVENTION	The contribution will be used in accordance with the Supplemental Environmental Project Agreement between the Houston-Galveston AERCO and the Texas Commission on Environmental Quality. SEP monies will be used to pay for the cost of replacing older diesel buses with alternative fueled or clean diesel buses.				2,620.00	2,620.00	
AQ	52189	Celanese Ltd.	07/27/2017	1.00:1	29,290.00	0.00	14,645.00	14,645.00	14,645.00
		POLLUTION PREVENTION	RC&D will coordinate with local city and county government officials to clean-up sites where tires have been disposed of illegally. Contributions will be used to clean up illegal tire sites. Eligible sites will be limited to areas where a responsible party can not be identified and where there is no preexisting obligation to clean up the site by the owner or government. SEP monies will be used for the direct cost of collection and disposal of debris and tires.				14,645.00	14,645.00	
AQ	53054	Shell Oil Company	05/11/2017	1.00:1	15,000.00	3,000.00	6,000.00	6,000.00	6,000.00

\* There are Multiple Respondent Names associated to this Case No.

## Appendix 8: List of SEPs & SEP Projects - FY 2017

### Single Program

	POLLUTION PREVENTION	The Respondent will contribute to Barbers Hill Independent School District's ("Barbers Hill ISD") Alternative Fueled Vehicle and Equipment Program. SEP monies will be used to retire current diesel-powered or gasoline powered vehicles and equipment and replace those vehicles and equipment with alternative-fueled vehicles and equipment; convert current vehicles and equipment to alternative-fueled equipment; or retrofit current gasoline or diesel-powered equipment.	6,000.00	6,000.00					
AQ	51253	PHILLIPS 66 COMPANY	05/04/2017	1.00:1	60,751.00	12,150.00	24,301.00	24,300.00	24,300.00
	POLLUTION PREVENTION	The contribution will be used in accordance with the Supplemental Environmental Project Agreement between the Borger Independent School District and the Texas Commission on Environmental Quality. The school district, through an asbestos certified contractor, will remove asbestos from Central Elementary, the Borger High School Auditorium, and the Gateway Elementary.	24,300.00	24,300.00					
AQ	52513	Formosa Plastics Corporation, Texas	04/13/2017	1.00:1	15,000.00	0.00	7,500.00	7,500.00	7,500.00
	POLLUTION PREVENTION	The contribution will be to Texas PTA for the Clean School Bus Program in Texas Air Quality Control Region as set forth in an agreement between the Third-Party Recipient and the TCEQ. Specifically, the contribution will be used to reimburse local school districts for the cost of the following activities to reduce emissions: 1) replacing older diesel buses with alternative fueled or clean diesel buses; or 2) retrofitting older diesel buses with new, cleaner technology. The SEP will be done in accordance with all federal, state and local environmental laws and regulations	7,500.00	7,500.00					
AQ	51553	Needle Coke Liquidation, L.P.	01/20/2017	1.00:1	50,671.00	10,134.00	20,269.00	20,268.00	20,268.00
	POLLUTION PREVENTION	The Respondent will contribute to Texas A&M University-Kingsville, Air Quality Monitoring in San Patricio County. The contribution will be used in accordance with the Supplemental Environmental Project Agreement between Texas A&M University-Kingsville and the Texas Commission on Environmental Quality.	20,268.00	20,268.00					
AQ	51986	Equistar Chemicals, LP	11/08/2016	1.00:1	105,000.00	21,000.00	42,000.00	42,000.00	42,000.00
	POLLUTION PREVENTION	Performing Party shall use SEP Funds to perform energy efficiency upgrades on public buildings and infrastructure. Specifically, SEP Funds may only be used for: 1) the cost of conducting energy efficiency audits; 2) the incremental cost for construction or implementation of energy-efficiency upgrades (versus the cost of non-energy efficiency upgrades); 3) the incremental cost of purchase of more energy-efficient equipment or appliances (versus the cost of purchasing non-energy efficient equipment or appliances); or 4) other direct costs authorized in advance by TCEQ.	42,000.00	42,000.00					
AQ	52738	Packaging Service Co., Inc.	05/11/2017	1.00:1	18,750.00	0.00	9,375.00	9,375.00	9,375.00
	POLLUTION PREVENTION	The contribution will be used in accordance with the Supplemental Environmental Project Agreement between the Houston-Galveston AERCO and the Texas Commission on Environmental Quality. SEP monies will be used to pay for the cost of replacing older diesel buses with alternative fueled or clean diesel buses.	9,375.00	9,375.00					
AQ	51723	The Premcor Refining Group Inc.	10/26/2016	1.00:1	140,000.00	0.00	70,000.00	70,000.00	70,000.00
	POLLUTION PREVENTION	Conduct home energy audits and to assist low income residents in the West Port Arthur area in improving their homes' energy efficiency such as by caulking, weatherizing, insulating, and replacing heating and cooling systems and major appliances with new, energy efficient equipment.	70,000.00	70,000.00					
AQ	52713	Ascend Performance Materials Texas Inc.	05/04/2017	1.00:1	15,000.00	3,000.00	6,000.00	6,000.00	6,000.00
	POLLUTION PREVENTION	The contribution will be used in accordance with the Supplemental Environmental Project Agreement between the Houston-Galveston AERCO and the Texas Commission on Environmental Quality. SEP monies will be used to pay for the cost of replacing older diesel buses with alternative fueled or clean diesel buses.	6,000.00	6,000.00					

\* There are Multiple Respondent Names associated to this Case No.

## Appendix 8: List of SEPs & SEP Projects - FY 2017

### Single Program

AQ	52670	Potters Industries, LLC	01/10/2017	1.00:1	2,438.00	487.00	976.00	975.00	975.00
		POLLUTION PREVENTION	The contribution will be used to reimburse local school districts for the cost of retrofitting or replacing school buses with cleaner technology buses to reduce air pollution emissions.					975.00	975.00
AQ	52362	The Lubrizol Corporation	03/09/2017	1.00:1	13,125.00	2,625.00	5,250.00	5,250.00	5,250.00
		POLLUTION PREVENTION	The contribution will be used in accordance with the Supplemental Environmental Project Agreement between the Houston-Galveston AERCO and the Texas Commission on Environmental Quality. SEP monies will be used to pay for the cost of replacing older diesel buses with alternative fueled or clean diesel buses.					5,250.00	5,250.00
AQ	52095	ExxonMobil Oil Corporation	12/09/2016	1.00:1	75,000.00	0.00	37,500.00	37,500.00	37,500.00
		POLLUTION PREVENTION	SEP funds will be used by the Third-Party Administrator to purchase equipment (such as automated canister samplers), hardware, software, and licenses to enable the monitoring, and for the cost of operating, maintaining, and periodically upgrading or adding to these air monitoring stations along with ancillary equipment approved by TCEQ. Performing Party shall ensure that the data is validated and sent to TCEQ's Leading Environmental Analysis and Display (LEADS) system. All costs associated with the collection, transfer, and formatting of these data to be compatible with the LEADS system is the responsibility of the Third-Party Administrator.					37,500.00	37,500.00
IHWHL	53188	E. I. du Pont de Nemours and Company	05/11/2017	1.00:1	19,322.00	3,864.00	7,729.00	7,729.00	7,729.00
		POLLUTION PREVENTION	RC&D will coordinate with local city and county government officials to clean-up sites where tires have been disposed of illegally. Contributions will be used to clean up illegal tire sites. Eligible sites will be limited to areas where a responsible party can not be identified and where there is no preexisting obligation to clean up the site by the owner or government. SEP monies will be used for the direct cost of collection and disposal of debris and tires.					3,865.00	3,865.00
		POLLUTION PREVENTION	Project shall coordinate collection events for local residents to bring in household hazardous waste such as paint, thinners, pesticides, oil and gas, corrosive cleaners, and fertilizers for proper disposal. Where available, the projects may also offer electronics collection and recycling. SEP funds shall be used for collection, recycling and disposal.					3,864.00	3,864.00
IHWHL	52292	United States Department of Energy	05/04/2017	1.00:1	9,750.00	1,950.00	0.00	7,800.00	7,800.00
		POLLUTION PREVENTION	Project will repair or replace failing water systems or on-site wastewater systems for low-income homeowners. SEP funds will be used to pay for the labor and material costs related to repairing or replacing the failing systems. The recipients will not be charged for the cost of replacing or repairing the failing system. Benefit: Protect water sources for drinking, recreation and wildlife from contamination from the failing treatment systems; protect public health from contaminated drinking water supplies.					7,800.00	7,800.00
IHWHL	52689	AEP Texas Central Company	03/09/2017	1.00:1	10,563.00	2,112.00	4,226.00	4,225.00	4,225.00
		POLLUTION PREVENTION	Third-Party Administrator manages a system of island sanctuaries along the Texas coast. These islands constitute more than 4,000 acres that are home to twenty-five species of colonial waterbirds, several of which are considered endangered or threatened. Many of the species of waterbirds nest only on islands owned or leased by Third-Party Administrator. Colonial waterbirds depend on these rookery islands for reproduction and survivability.					1,725.00	1,725.00
		POLLUTION PREVENTION	The Respondent shall contribute to the Third-Party Administrator pursuant to the agreement between the Third-Party Administrator and the TCEQ. Specifically, the contribution will improve and maintain the wetland habitat of the Myrtle Foester-Whitmire Unit of the Aransas National Wildlife Refuge for waterfowl and shorebirds. This cooperative program will provide a more reliable supply of water and improve the efficiency of the delivery of freshwater to and within the unit.					1,500.00	1,500.00

\* There are Multiple Respondent Names associated to this Case No.



## Appendix 8: List of SEPs & SEP Projects - FY 2017

### Single Program

		POLLUTION PREVENTION	The University of Texas at Austin Lyndon B. Johnson School of Public Affairs - Lower Rio Grande Water Quality Initiatives - the SEP Offset Amount will be used to assist communities in the Lower Rio Grande region (from the Falcon Dam to the Gulf of Mexico) by working with TCEQ, Environmental Protection Agency, Comisión Nacional de Agua, and Comisión Estratal del Agua de Tamaulipas to improve Rio Grande water quality.	1,000.00	1,000.00				
MSW	52286	City of San Juan	01/20/2017	1.00:1	75,000.00	0.00	0.00	75,000.00	75,000.00
		POLLUTION REDUCTION	CUSTOM SEP: INSTALL FIRST-TIME SEWER SERVICE TO LOW-INCOME RESIDENTS					75,000.00	75,000.00
MSW	53560	Maverick County	07/27/2017	1.00:1	37,500.00	7,500.00	0.00	30,000.00	30,000.00
		POLLUTION REDUCTION	C-SEP; ABANDONED TIRE CLEANUP					30,000.00	30,000.00
MSW	51263	Jackson County	02/22/2017	1.00:1	19,563.00	3,912.00	0.00	15,651.00	15,651.00
		POLLUTION PREVENTION	RC&D will coordinate with local city and county government officials to clean-up sites where tires have been disposed of illegally. Contributions will be used to clean up illegal tire sites. Eligible sites will be limited to areas where a responsible party can not be identified and where there is no preexisting obligation to clean up the site by the owner or government. SEP monies will be used for the direct cost of collection and disposal of debris and tires.					7,825.00	7,825.00
		POLLUTION PREVENTION	Project shall coordinate collection events for local residents to bring in household hazardous waste such as paint, thinners, pesticides, oil and gas, corrosive cleaners, and fertilizers for proper disposal. Where available, the projects may also offer electronics collection and recycling. SEP funds shall be used for collection, recycling and disposal.					7,826.00	7,826.00
MSW	51421	IESI Tx Landfill LP	09/29/2016	1.00:1	7,875.00	1,575.00	3,150.00	3,150.00	3,150.00
		POLLUTION PREVENTION	Project will coordinate with city and/or county government for hte clean up of sites where trash and debris has been disposed of illegally. Eligible sites will be limited to those where a responsible party can not be identified, there is no preexisting obligation to clean up the site by the owner or the government, and reasonable efforts have already been taken to prevent the dumping. SEP funds shall be used for the direct cost of collection and disposal of the trash and debris.					3,150.00	3,150.00
PST	53034	Texas Department of Transportation	03/21/2017	1.00:1	2,813.00	562.00	0.00	2,251.00	2,251.00
		POLLUTION PREVENTION	Project will coordinate with city and/or county government for hte clean up of sites where trash and debris has been disposed of illegally. Eligible sites will be limited to those where a responsible party can not be identified, there is no preexisting obligation to clean up the site by the owner or the government, and reasonable efforts have already been taken to prevent the dumping. SEP funds shall be used for the direct cost of collection and disposal of the trash and debris.					2,251.00	2,251.00
PST	52520	ABF Freight System, Inc.	12/06/2016	1.00:1	4,313.00	862.00	1,726.00	1,725.00	1,725.00
		POLLUTION PREVENTION	Bayou Land Conservancy - Lake Houston Watershed - Western Watershed Protection Project: BLC has identified approximately 600 acres along the West Fork of the San Jacinto River, Spring Creek, Cypress Creek, and Lake Creek for acquisition of perpetual conservation easements in accordance with Subchapter A, Chapter 183, Texas Natural Resources Code. The goal of this Project is to protect the floodplain within the western tributaries of the Lake Houston Watershed.					1,000.00	1,000.00
		POLLUTION PREVENTION	Contributions will be used to pay for labor and materials costs associated with implementing the Marsh Mania Project, which include restoring shoreline elevations, growing plants for shoreline restoration, and planting new habitat. Historic subsidence and erosion have resulted in shoreline elevations which are too low to support vegetation. This project will seek to raise elevations by scraping and terracing.					725.00	725.00
PST	51981	Exxon Mobil Corporation	11/08/2016	1.00:1	54,861.00	10,972.00	21,945.00	21,944.00	21,944.00

\* There are Multiple Respondent Names associated to this Case No.

## Appendix 8: List of SEPs & SEP Projects - FY 2017

### Single Program

	POLLUTION PREVENTION	Trash Bash is an annual event that entails the use of volunteers to clean up trash and pollutants from Galveston Bay and waterways in the San Jacinto watershed. The project has resulted in the removal of an average of 141.7 tons of trash and 729 abandoned tires annually from these waterways. SEP monies will pay for materials, supplies, disposal costs and transportation costs directly associated with the clean up of trash.	21,944.00	21,944.00					
PST	53109	City of Pasadena	03/09/2017	1.00:1	8,625.00	1,725.00	0.00	6,900.00	6,900.00
	POLLUTION PREVENTION	Contributions will be used in accordance with the Supplemental Environmental Project Agreement between the Armand Bayou Nature Center and the Texas Commission on Environmental Quality. The tallgrass prairie was once a common ecosystem in Texas and the United States.	6,900.00	6,900.00					
PST	52647	Bee County	11/08/2016	1.00:1	2,438.00	487.00	0.00	1,951.00	1,951.00
	POLLUTION PREVENTION	Project shall coordinate collection events for local residents to bring in household hazardous waste such as paint, thinners, pesticides, oil and gas, corrosive cleaners, and fertilizers for proper disposal. Where available, the projects may also offer electronics collection and recycling. SEP funds shall be used for collection, recycling and disposal.	1,951.00	1,951.00					
PST	51939	City of Arlington	12/06/2016	1.00:1	2,813.00	562.00	0.00	2,251.00	2,251.00
	POLLUTION PREVENTION	RC&D will coordinate with local city and county government officials to clean-up sites where tires have been disposed of illegally. Contributions will be used to clean up illegal tire sites. Eligible sites will be limited to areas where a responsible party can not be identified and where there is no preexisting obligation to clean up the site by the owner or government. SEP monies will be used for the direct cost of collection and disposal of debris and tires.	2,251.00	2,251.00					
PST	52289	City of Fort Worth	02/07/2017	1.00:1	24,650.00	4,930.00	0.00	19,720.00	19,720.00
	POLLUTION PREVENTION	Village Creek UST Removal, Closure, And Upgrade o AST	19,720.00	19,720.00					
PST	53077	Tarrant County	03/07/2017	1.00:1	3,375.00	675.00	0.00	2,700.00	2,700.00
	POLLUTION PREVENTION	Project shall coordinate collection events for local residents to bring in household hazardous waste such as paint, thinners, pesticides, oil and gas, corrosive cleaners, and fertilizers for proper disposal. Where available, the projects may also offer electronics collection and recycling. SEP funds shall be used for collection, recycling and disposal.	2,700.00	2,700.00					
PST	51095	Allied Waste Services of Fort Worth, LLC	09/13/2016	1.00:1	40,419.00	8,083.00	16,168.00	16,168.00	16,168.00
	POLLUTION PREVENTION	Water-Level Recorder Data in Every Texas County - This Project will extend the Texas Water Development Board's existing groundwater level monitoring network by funding the installation and maintenance of automatic real-time groundwater level recorders in every Texas county. The data generated from the extended network will be made available to the public to provide awareness of the effects of drought on Texas' minor and major aquifers and assist in groundwater management planning at the local and statewide level.	6,468.00	6,468.00					
	POLLUTION PREVENTION	Project will repair or replace failing water systems or on-site wastewater systems for low-income homeowners. SEP funds will be used to pay for the labor and material costs related to repairing or replacing the failing systems. The recipients will not be charged for the cost of replacing or repairing the failing system.	4,850.00	4,850.00					
	POLLUTION PREVENTION	RC&D will coordinate with local city and county government officials to clean-up sites where tires have been disposed of illegally. Contributions will be used to clean up illegal tire sites. Eligible sites will be limited to areas where a responsible party can not be identified and where there is no preexisting obligation to clean up the site by the owner or government. SEP monies will be used for the direct cost of collection and disposal of debris and tires.	4,850.00	4,850.00					
PST	52718	ALI AMMAR, INC.	04/11/2017	1.00:1	2,438.00	487.00	976.00	975.00	975.00

\* There are Multiple Respondent Names associated to this Case No.

## Appendix 8: List of SEPs & SEP Projects - FY 2017

### Single Program

	POLLUTION PREVENTION	The SEP will be used to conduct events for residents to bring in Household Hazardous Waste ("HHW") such as paint, thinners, pesticides, oil and gas, corrosive cleaners, and fertilizers for proper disposal ("Collection Event"). When possible, the Collection Event may also provide electronics collection, disposal, and recycling. The Third-Party Administrator or its contractors shall determine exactly which materials will be accepted and how they will be disposed of or recycled.	975.00	975.00					
PWS	51424	City of Nome	09/13/2016	1.00:1	6,492.00	0.00	0.00	6,492.00	6,492.00
	POLLUTION REDUCTION	Public Water System Pump Replacement						6,492.00	6,492.00
PWS	48102	City of Paducah	08/23/2017	1.00:1	4,202.00	0.00	0.00	4,202.00	4,202.00
	POLLUTION REDUCTION	WATER TREATMENT FACILITY AND WELL IMPROVEMENTS						4,202.00	4,202.00
PWS	52134	Munson Point Property Owners Association	02/14/2017	1.00:1	825.00	165.00	330.00	330.00	330.00
	POLLUTION PREVENTION	Project will repair or replace failing water systems or on-site wastewater systems for low-income homeowners. SEP funds will be used to pay for the labor and material costs related to repairing or replacing the failing systems. The recipients will not be charged for the cost of replacing or repairing the failing system.						330.00	330.00
PWS	52377	City of Point	08/01/2017	1.00:1	526.00	105.00	0.00	421.00	421.00
	POLLUTION REDUCTION	C-SEP; INSTALL AUTOMATIC FLUSH VALVES @ PWS						421.00	421.00
PWS	51750	City of Kenedy	12/09/2016	1.00:1	1,027.00	0.00	0.00	1,027.00	1,027.00
	POLLUTION REDUCTION	CUSTOM: TIRE COLLECTION EVENT						1,027.00	1,027.00
WQ	50692	Delta County Municipal Utility District	08/02/2017	1.00:1	55,100.00	0.00	0.00	55,100.00	55,100.00
	POLLUTION REDUCTION	COMPLIANCE SEP: WWTP IMPROVEMENTS. AERATORS, V-NOTCH, SLUDGE REMOVAL, STABILIZE TWO POND EMBANKMENTS						55,100.00	55,100.00
WQ	52028	City of Arlington	05/30/2017	1.00:1	42,750.00	0.00	0.00	42,750.00	42,750.00
	POLLUTION PREVENTION	COMPLIANCE SEP: BLOW-OFF VALVE REMOVAL PROJECT						42,750.00	42,750.00
WQ	53577	City of Weatherford	07/12/2017	1.00:1	11,550.00	0.00	0.00	11,550.00	11,550.00
	POLLUTION PREVENTION	Residential Backflow Testing, Repair, or Replacement						11,550.00	11,550.00
WQ	53240	Galveston County Waste Consolidated Independent District 8	08/23/2017	1.00:1	16,500.00	3,300.00	0.00	13,200.00	13,200.00
	POLLUTION REDUCTION	C-SEP; Copper Reduction and Outfall Relocation						13,200.00	13,200.00
WQ	51106	City of Fort Worth	11/08/2016	1.00:1	24,525.00	0.00	0.00	24,525.00	24,525.00
	POLLUTION PREVENTION	Project shall coordinate collection events for local residents to bring in household hazardous waste such as paint, thinners, pesticides, oil and gas, corrosive cleaners, and fertilizers for proper disposal. Where available, the projects may also offer electronics collection and recycling. SEP funds shall be used for collection, recycling and disposal.						24,525.00	24,525.00
WQ	51778	ExxonMobil Oil Corporation	05/11/2017	1.00:1	92,721.00	0.00	46,361.00	46,360.00	46,360.00
	POLLUTION PREVENTION	The contribution will be to Jefferson County Government to be used for the Cheek Community First Time Sewer Service for Low Income Home Owners project. Specifically, SEP monies will be used to provide first time sewer service for low-income residential customers in the Candlelight and Martel Subdivisions (Cheek Community) located in the western area of Jefferson County.						46,360.00	46,360.00
WQ	51040	Union Water Supply Corporation	04/25/2017	1.00:1	3,850.00	770.00	1,540.00	1,540.00	1,540.00

\* There are Multiple Respondent Names associated to this Case No.

## Appendix 8: List of SEPs & SEP Projects - FY 2017

### Single Program

	POLLUTION PREVENTION	Project will repair or replace failing water systems or on-site wastewater systems for low-income homeowners. SEP funds will be used to pay for the labor and material costs related to repairing or replacing the failing systems. The recipients will not be charged for the cost of replacing or repairing the failing system. Benefit: Protect water sources for drinking, recreation and wildlife from contamination from the failing treatment systems; protect public health from contaminated drinking water supplies.	1,540.00	1,540.00					
WQ	52644	West Jefferson County Municipal Water District	03/21/2017	1.00:1	4,350.00	870.00	0.00	3,480.00	3,480.00
	POLLUTION PREVENTION	WWTP Compliance 2016						3,480.00	3,480.00
WQ	51241	City of Rhome	02/07/2017	1.00:1	72,000.00	14,400.00	0.00	57,600.00	57,600.00
	POLLUTION REDUCTION	COMPLIANCE SEP; WWTP IMPROVEMENTS						57,600.00	57,600.00
WQ	52012	Town of Windom	05/30/2017	0.50:1	12,025.00	2,405.00	0.00	9,620.00	19,240.00
	POLLUTION REDUCTION	C-SEP; INSTALL CHLORINE CHAMBER						5,800.00	9,620.00
	POLLUTION REDUCTION	CLEANUP OF UNAUTHORIZED DUMPSITES						3,820.00	9,620.00
WQ	51796	Technipfmc Umbilicals, Inc.	10/26/2016	1.00:1	17,175.00	0.00	8,588.00	8,587.00	8,587.00
	POLLUTION PREVENTION	Contributions will be used in accordance with the Supplemental Environmental Project Agreement between the Armand Bayou Nature Center and the Texas Commission on Environmental Quality. The tallgrass prairie was once a common ecosystem in Texas and the United States. Today more than 99% of this habitat has been lost and the remainder is highly fragmented and severely threatened by exotic species and development. Prescribed burning is one stewardship tool used to maintain a tallgrass prairie ecosystem.						4,587.00	4,587.00
	POLLUTION PREVENTION	Contributions will be used to pay for labor and materials costs associated with implementing the Marsh Mania Project, which include restoring shoreline elevations, growing plants for shoreline restoration, and planting new habitat. Historic subsidence and erosion have resulted in shoreline elevations which are too low to support vegetation.						3,000.00	3,000.00
	POLLUTION PREVENTION	Trash Bash is an annual event that entails the use of volunteers to clean up trash and pollutants from Galveston Bay and waterways in the San Jacinto watershed. The project has resulted in the removal of an average of 141.7 tons of trash and 729 abandoned tires annually from these waterways. SEP monies will pay for materials, supplies, disposal costs and transportation costs directly associated with the clean up of trash.						1,000.00	1,000.00
WQ	52811	Arkema Inc.	07/27/2017	1.00:1	28,613.00	5,722.00	11,446.00	11,445.00	11,445.00
	POLLUTION PREVENTION	Project shall coordinate collection events for local residents to bring in household hazardous waste such as paint, thinners, pesticides, oil and gas, corrosive cleaners, and fertilizers for proper disposal. Where available, the projects may also offer electronics collection and recycling. SEP funds shall be used for collection, recycling and disposal.						11,445.00	11,445.00
WQ	50324	City of Calvert	05/30/2017	1.00:1	12,838.00	2,567.00	0.00	10,271.00	10,271.00
	POLLUTION PREVENTION	RC&D will coordinate with local city and county government officials to clean-up sites where tires have been disposed of illegally. Contributions will be used to clean up illegal tire sites. Eligible sites will be limited to areas where a responsible party can not be identified and where there is no preexisting obligation to clean up the site by the owner or government. SEP monies will be used for the direct cost of collection and disposal of debris and tires.						10,271.00	10,271.00
WQ	50838	TPC Group LLC *	11/08/2016	1.00:1	63,250.00	0.00	31,625.00	31,625.00	31,625.00
	POLLUTION PREVENTION	Project will repair or replace failing water systems or on-site wastewater systems for low-income homeowners. SEP funds will be used to pay for the labor and material costs related to repairing or replacing the failing systems. The recipients will not be charged for the cost of replacing or repairing the failing system.						31,625.00	31,625.00

\* There are Multiple Respondent Names associated to this Case No.

## Appendix 8: List of SEPs & SEP Projects - FY 2017

### Single Program

WQ	50718	City of Pasadena	06/13/2017	1.00:1	21,126.00	4,225.00	0.00	16,901.00	16,901.00
		POLLUTION PREVENTION	Sanitary Sewer Rehabilitation Project (repair/replace sewer lines)					16,901.00	16,901.00
WQ	51960	City of Nolanville	01/20/2017	1.00:1	22,500.00	4,500.00	0.00	18,000.00	18,000.00
		POLLUTION REDUCTION	CUSTOM: HHW COLLECTION EVENT					18,000.00	18,000.00
WQ	51699	City of Kingsville	09/29/2016	1.00:1	24,438.00	0.00	0.00	24,438.00	24,438.00
		POLLUTION PREVENTION	Project shall coordinate collection events for local residents to bring in household hazardous waste such as paint, thinners, pesticides, oil and gas, corrosive cleaners, and fertilizers for proper disposal. Where available, the projects may also offer electronics collection and recycling. SEP funds shall be used for collection, recycling and disposal.					24,438.00	24,438.00
WQ	53670	City of Burleson	08/02/2017	1.00:1	7,500.00	0.00	0.00	7,500.00	7,500.00
		POLLUTION PREVENTION	Water-Level Recorder Data in Every Texas County - This Project will extend the Texas Water Development Board's existing groundwater level monitoring network by funding the installation and maintenance of automatic real-time groundwater level recorders in every Texas county. The data generated from the extended network will be made available to the public to provide awareness of the effects of drought on Texas' minor and major aquifers and assist in groundwater management planning at the local and statewide level.					7,500.00	7,500.00
WQ	51987	City Of Eden	11/08/2016	1.00:1	5,137.00	1,027.00	0.00	4,110.00	4,110.00
		POLLUTION REDUCTION	C-SEP: Chlorinators Installation					4,110.00	4,110.00
WQ	51728	North Texas Municipal Water District	10/11/2016	1.00:1	7,425.00	0.00	0.00	7,425.00	7,425.00
		POLLUTION PREVENTION	Household Hazardous Waste Collection Events - Third-Party Administrator shall hold household hazardous waste collection events in three regional locations to offer citizens the opportunity to recycle and/or dispose of hazardous material including paint, tires, poisons, antifreeze, used electronics, and other items that are difficult to dispose of in order to deter illegal dumping of these materials.					7,425.00	7,425.00
WQ	51864	Jefferson County Water Control & Improvement District 10	05/04/2017	1.00:1	11,562.00	2,312.00	0.00	9,250.00	9,250.00
		POLLUTION REDUCTION	Rock Reed Filter Pilot Project					9,250.00	9,250.00
WQ	52643	Texas Department of Criminal Justice	01/31/2017	1.00:1	3,675.00	735.00	0.00	2,940.00	2,940.00
		POLLUTION PREVENTION	Brazoria County shall provide assistance to low income homeowners to repair or replace failing or inadequately designed On-Site Sewage Facilities (OSSFs) within the county. Many of the OSSFs currently in operation in Brazoria County are substandard and result in the release of sewage in residential areas, public rights-of-way, and waterways. Brazoria County shall use SEP funds to pay for contractors for direct costs that the homeowners would have been responsible for.					2,940.00	2,940.00
WQ	52801	City of Devers	05/11/2017	1.00:1	21,350.00	0.00	0.00	21,350.00	21,350.00
		POLLUTION PREVENTION	Grinder Pump Station Replacement Project					21,350.00	21,350.00
WQ	51832	Victoria County Wcid 1	01/20/2017	1.00:1	24,000.00	0.00	0.00	24,000.00	24,000.00
		POLLUTION REDUCTION	C-SEP; WWTP IMPROVEMENTS					24,000.00	24,000.00
WQ	51210	Rayburn Country Municipal Utility District	01/31/2017	1.00:1	2,025.00	405.00	0.00	1,620.00	1,620.00

\* There are Multiple Respondent Names associated to this Case No.

## Appendix 8: List of SEPs & SEP Projects - FY 2017

### Single Program

	POLLUTION PREVENTION	The SEP will be used to conduct events for residents to bring in Household Hazardous Waste ("HHW") such as paint, thinners, pesticides, oil and gas, corrosive cleaners, and fertilizers for proper disposal ("Collection Event"). When possible, the Collection Event may also provide electronics collection, disposal, and recycling. The Third-Party Administrator or its contractors shall determine exactly which materials will be accepted and how they will be disposed of or recycled. The Third-Party Administrator shall ensure that individuals qualified to make determinations regarding receiving, handling, and temporarily storing HHW are present at each event.					1,620.00	1,620.00	
WQ	51997	Lucite International, Inc.	01/20/2017	1.00:1	56,010.00	11,202.00	22,404.00	22,404.00	22,404.00
	POLLUTION PREVENTION	The Big Thicket National Preserve is a heavily forested area in southeast Texas that spans approximately 105,684 acres. The Preserve ranges through 250 miles of waterways across seven east Texas counties (Hardin, Jefferson, Orange, Jasper, Liberty, Polk, and Tyler Counties). The Neches River forms the eastern boundary. The Preserve is one of the most biologically diverse ecosystems in the world. In 2001, the Preserve was named a Globally Important Birding Area. In 2007 the Neches River was named in the top 10 Most Endangered Rivers by the American Rivers Association.					22,404.00	22,404.00	
WQ	52105	City of Bridgeport	02/07/2017	1.00:1	46,000.00	0.00	0.00	46,000.00	46,000.00
	POLLUTION PREVENTION	WWTP Aerator Installations					46,000.00	46,000.00	
WQ	43905	Hamshire-Fannett Independent School District	06/13/2017	1.00:1	57,500.00	0.00	0.00	57,500.00	57,500.00
	POLLUTION REDUCTION	COMPLIANCE SEP; NEW WWTP					57,500.00	57,500.00	
WQ	51918	City of Bellmead	12/09/2016	1.00:1	25,000.00	5,000.00	0.00	20,000.00	20,000.00
	POLLUTION REDUCTION	CUSTOM SEP: HHW COLLECTION EVENT					20,000.00	20,000.00	
WQ	52697	Central Texas Water Supply Corporation	06/20/2017	1.00:1	4,687.00	937.00	1,875.00	1,875.00	1,875.00
	POLLUTION PREVENTION	Water-Level Recorder Data in Every Texas County - This Project will extend the Texas Water Development Board's existing groundwater level monitoring network by funding the installation and maintenance of automatic real-time groundwater level recorders in every Texas county. The data generated from the extended network will be made available to the public to provide awareness of the effects of drought on Texas' minor and major aquifers and assist in groundwater management planning at the local and statewide level.					1,875.00	1,875.00	
WQ	52159	City of Penelope	03/09/2017	1.00:1	11,500.00	0.00	0.00	11,500.00	11,500.00
	POLLUTION REDUCTION	C-SEP; REPLACE BACKUP POWER GENERATOR					11,500.00	11,500.00	
WQ	51716	City of Olney	04/13/2017	1.00:1	12,700.00	2,540.00	0.00	10,160.00	10,160.00
	POLLUTION PREVENTION	Project shall coordinate collection events for local residents to bring in household hazardous waste such as paint, thinners, pesticides, oil and gas, corrosive cleaners, and fertilizers for proper disposal. Where available, the projects may also offer electronics collection and recycling. SEP funds shall be used for collection, recycling and disposal.					10,160.00	10,160.00	
WQ	52078	Load Trail LLC	02/07/2017	1.00:1	108,314.00	0.00	54,157.00	54,157.00	54,157.00
	POLLUTION PREVENTION	RC&D will coordinate with local city and county government officials to clean-up sites where tires have been disposed of illegally. Contributions will be used to clean up illegal tire sites. Eligible sites will be limited to areas where a responsible party can not be identified and where there is no preexisting obligation to clean up the site by the owner or government. SEP monies will be used for the direct cost of collection and disposal of debris and tires.					54,157.00	54,157.00	
WQ	51042	Texas Parks And Wildlife Department	06/20/2017	1.00:1	4,014.00	802.00	0.00	3,212.00	3,212.00
	ENVIRONMENTAL ENHANCEMENT	Sheldon Lake State Park Wetlands Enhancement (Gulf Coast Aquifer)					3,212.00	3,212.00	

\* There are Multiple Respondent Names associated to this Case No.

## Appendix 8: List of SEPs & SEP Projects - FY 2017

### Single Program

WQ	51428	City of San Marcos	09/29/2016	1.00:1	9,000.00	1,800.00	0.00	7,200.00	7,200.00
		POLLUTION PREVENTION	Performing Party shall establish, operate and maintain water quality monitoring stations in streams, lakes, rivers, or other water bodies within one hundred miles of San Marcos, Texas. The stations will consist of ambient water quality monitoring instruments, meteorological instruments, and ancillary equipment. The primary objective of these new monitoring stations is to provide continuous monitoring of area water quality. The information collected will be non-regulatory, and will be used to monitor the quality and safety of Texas surface waters, and to assess the state of the environment with real-time or near real-time monitoring data.					7,200.00	7,200.00
WQ	49922	City of Mont Belvieu	11/08/2016	1.00:1	61,562.00	12,312.00	0.00	49,250.00	49,250.00
		POLLUTION REDUCTION	COMPLIANCE SEP: WWTP RENOVATIONS; TWO CLARIFIER COVERS					49,250.00	49,250.00
WQ	51771	City of Whitesboro	01/20/2017	1.00:1	51,000.00	0.00	0.00	51,000.00	51,000.00
		POLLUTION PREVENTION	Sanitary Sewer Evaluatin and Remediation					51,000.00	51,000.00
WQ	51690	City of Arlington	09/29/2016	1.00:1	26,250.00	0.00	0.00	26,250.00	26,250.00
		POLLUTION PREVENTION	CUSTOM SEP: RESIDENTIAL BACKFLOW PROTECTION TESTING, REPAIR, OR REPLACEMENT					26,250.00	26,250.00
WQ	51804	City of Aransas Pass	02/22/2017	1.00:1	12,600.00	2,520.00	0.00	10,080.00	10,080.00
		POLLUTION REDUCTION	C-SEP; SEWER REPLACEMENT ON DEBERRY ROAD					10,080.00	10,080.00
WQ	51784	St. Paul Water Supply Corporation	05/04/2017	1.00:1	11,550.00	2,310.00	4,620.00	4,620.00	4,620.00
		POLLUTION PREVENTION	Project will coordinate with city and/or county government for the clean up of sites where trash and debris has been disposed of illegally. Eligible sites will be limited to those where a responsible party can not be identified, there is no preexisting obligation to clean up the site by the owner or the government, and reasonable efforts have already been taken to prevent the dumping. SEP funds shall be used for the direct cost of collection and disposal of the trash and debris.					4,620.00	4,620.00
WQ	51360	City of Liberty	01/20/2017	1.00:1	58,800.00	0.00	0.00	58,800.00	58,800.00
		POLLUTION REDUCTION	C-SEP; WWTP Repairs					58,800.00	58,800.00
WQ	51195	City of Mount Vernon	06/13/2017	1.00:1	10,650.00	2,130.00	0.00	8,250.00	8,250.00
		POLLUTION PREVENTION	Trailer-Mounted Diesel Generator					8,250.00	8,250.00
WQ	53143	City of Graham	08/02/2017	1.00:1	42,187.00	8,437.00	0.00	33,750.00	33,750.00
		POLLUTION REDUCTION	C-SEP; FIBERGLASS MANHOLES (5)					33,750.00	33,750.00
WQ	53294	City of Brady	05/23/2017	1.00:1	5,437.00	1,087.00	0.00	4,350.00	4,350.00
		POLLUTION REDUCTION	self-administered Custom SEP; Bulky Municipal Waste Collection Event					4,350.00	4,350.00
WQ	53205	Total Petrochemicals & Refining USA, Inc.	05/30/2017	1.00:1	30,000.00	6,000.00	12,000.00	12,000.00	12,000.00
		POLLUTION PREVENTION	The contribution will be to Jefferson County Government to be used for the Cheek Community First Time Sewer Service for Low Income Home Owners project. Specifically, SEP monies will be used to provide first time sewer service for low-income residential customers in the Candlelight and Martel Subdivisions (Cheek Community) located in the western area of Jefferson County.					12,000.00	12,000.00
WQ	53247	City of Boerne	08/23/2017	1.00:1	17,601.00	3,520.00	0.00	14,081.00	14,081.00
		POLLUTION PREVENTION	Household Hazardous Waster Collection					14,081.00	14,081.00
WQ	52242	City of Italy	04/13/2017	1.00:1	9,425.00	1,885.00	0.00	7,540.00	7,540.00

\* There are Multiple Respondent Names associated to this Case No.

## Appendix 8: List of SEPs & SEP Projects - FY 2017

### Single Program

		POLLUTION REDUCTION	C-SEP: I&I investigation and pipe repairs				7,540.00	7,540.00	
WQ	51098	City of Joaquin	11/16/2016	1.00:1	37,287.00	0.00	0.00	37,287.00	37,287.00
		POLLUTION PREVENTION	WWTP Repairs & Upgrades				37,287.00	37,287.00	
WQ	49985	City of Hitchcock	11/16/2016	1.00:1	70,313.00	0.00	48,963.00	21,350.00	21,350.00
		POLLUTION REDUCTION	Compliance SEP; WWTP Improvements				21,350.00	21,350.00	
WQ	52630	Stolthaven Houston, Inc.	07/12/2017	1.00:1	80,375.00	0.00	40,188.00	40,187.00	40,187.00
		POLLUTION PREVENTION	Contributions will be used in accordance with the Supplemental Environmental Project Agreement between the Armand Bayou Nature Center and the Texas Commission on Environmental Quality. The tallgrass prairie was once a common ecosystem in Texas and the United States. Today more than 99% of this habitat has been lost and the remainder is highly fragmented and severely threatened by exotic species and development.				40,187.00	40,187.00	
WQ	50447	Coryell County	03/28/2017	1.00:1	4,500.00	0.00	0.00	4,500.00	4,500.00
		POLLUTION PREVENTION	TX RC&D 2012-07 Wastewater Treatment Assistance				4,500.00	4,500.00	
WQ	51697	Village of Vinton	02/07/2017	1.00:1	21,375.00	4,275.00	0.00	17,100.00	17,100.00
		POLLUTION PREVENTION	RC&D will coordinate with local city and county government officials to clean-up sites where tires have been disposed of illegally. Contributions will be used to clean up illegal tire sites. Eligible sites will be limited to areas where a responsible party can not be identified and where there is no preexisting obligation to clean up the site by the owner or government. SEP monies will be used for the direct cost of collection and disposal of debris and tires.				17,100.00	17,100.00	
WQ	51923	South Central Calhoun County Water Control and Improvement District 1	07/11/2017	1.00:1	5,500.00	1,100.00	0.00	4,400.00	4,400.00
		POLLUTION PREVENTION	RC&D will coordinate with local city and county government officials to clean-up sites where tires have been disposed of illegally. Contributions will be used to clean up illegal tire sites. Eligible sites will be limited to areas where a responsible party can not be identified and where there is no preexisting obligation to clean up the site by the owner or government. SEP monies will be used for the direct cost of collection and disposal of debris and tires.				4,400.00	4,400.00	
WQ	51382	City of Angus	06/13/2017	1.00:1	10,075.00	0.00	0.00	10,075.00	10,075.00
		POLLUTION REDUCTION	SEWER LINE SMOKE TEST AND REPAIRS				10,075.00	10,075.00	
WQ	51805	City of Haskell	11/08/2016	1.00:1	2,580.00	516.00	0.00	2,064.00	2,064.00
		POLLUTION REDUCTION	Chunk Your Junk-Household Waste Collection Event				2,064.00	2,064.00	
WQ	52087	City of Uvalde	01/20/2017	1.00:1	15,187.00	3,037.00	0.00	12,150.00	12,150.00
		POLLUTION PREVENTION	Conduit Pipeline Replacement				12,150.00	12,150.00	
WQ	52045	City of Gladewater	11/08/2016	1.00:1	11,250.00	2,250.00	0.00	9,000.00	9,000.00
		POLLUTION PREVENTION	WWTP Sludge Pond Improvements				9,000.00	9,000.00	
WQ	52024	Crescent Belterra TX, LLC	05/09/2017	1.00:1	4,400.00	880.00	1,760.00	1,760.00	1,760.00
		POLLUTION PREVENTION	The contribution will be used to remove invasive woody plants from at least 35 acres of the Barton Creek Greenbelt, a City of Austin-owned parkland preserve. Invasive species removal will allow the opportunity for restoring native hill country/canyon land flora and habitat to the Greenbelt. Removal of sun-blocking invasive species will allow native understory and grass restoration, reducing soil erosion and water pollution of the sensitive karst system.				1,760.00	1,760.00	
WQ	53260	City of Rio Grande City	07/12/2017	1.00:1	9,620.00	0.00	0.00	9,620.00	9,620.00
		POLLUTION PREVENTION	Lift Station Upgrade				9,620.00	9,620.00	

\* There are Multiple Respondent Names associated to this Case No.



## Appendix 8: List of SEPs & SEP Projects - FY 2017

### Single Program

WQ	51035	City of Eastland	02/07/2017	1.00:1	12,500.00	0.00	0.00	12,500.00	12,500.00	
		CLEAN UP	Custom: Illegal Tire/Debris Dumpsite Cleanup					12,500.00	12,500.00	
WQ	52296	City of Denton	04/13/2017	1.00:1	19,375.00	3,875.00	0.00	15,500.00	15,500.00	
		POLLUTION PREVENTION	Water Quality Monitoring and Modeling Program					15,500.00	15,500.00	
WQ	50664	City of Thornton	02/07/2017	1.00:1	4,375.00	0.00	0.00	4,375.00	4,375.00	
		POLLUTION REDUCTION	Smoke Testing					4,375.00	4,375.00	
WQ	50695	City of Pearland	11/08/2016	1.00:1	10,500.00	2,100.00	0.00	8,400.00	8,400.00	
		POLLUTION PREVENTION	The Respondent will contribute to The Trust for Public Land ("TPL") Galveston Bay Natural Area Acquisition and Conservation Project in Galveston County. The contribution will be used in accordance with the Supplemental Environmental Project Agreement between TPL and the Texas Commission on Environmental Quality. SEP monies will be used to acquire land to preserve open space in the Galveston Bay watershed.					8,400.00	8,400.00	
WQ	48354	City of Carrizo Springs	10/26/2016	1.00:1	28,275.00	0.00	0.00	28,275.00	28,275.00	
		POLLUTION PREVENTION	Project will repair or replace failing water systems or on-site wastewater systems for low-income homeowners. SEP funds will be used to pay for the labor and material costs related to repairing or replacing the failing systems. The recipients will not be charged for the cost of replacing or repairing the failing system. Benefit: Protect water sources for drinking, recreation and wildlife from contamination from the failing treatment systems; protect public health from contaminated drinking water supplies.					28,275.00	28,275.00	
WQ	50053	City of Hawk Cove	12/09/2016	1.00:1	44,850.00	0.00	12,413.00	32,437.00	32,437.00	
		POLLUTION REDUCTION	COMPLIANCE SEP; PENALTY AMOUNT = \$44,850. C-SEP WILL OFFSET \$32,437... \$12,413 DIFFERENCE WILL BE PAID TO GENERAL REVENUE FUND IN 36 PAYMENTS					32,437.00	32,437.00	
<b>Count of Single Program Orders: 160</b>					Total:	8,953,425.00	819,963.00	3,513,385.00	1,619,807.00	1,629,427.00

\* There are Multiple Respondent Names associated to this Case No.

## Appendix 8: List of SEPs & SEP Projects - FY 2017

### Multi-Media Program

Date Range Selected : 09/01/2016 - 08/31/2017

PGM	Case No.	Respondent Name	Effective Date	Ratio	Assessed Amt	Deferred Amt	Payable Amt	SEP Cost	SEP Offset
MM	49355	INVISTA S.a.r.l.	07/12/2017	1.00:1	80,837.00	16,167.00	32,335.00	32,335.00	32,335.00
		POLLUTION PREVENTION	The SEP Offset Amount will be used to install and monitor two water quality meters to add to the existing network of continuously monitored streams and rivers in the Guadalupe River Basin, one on Lake Placid in Guadalupe County and one at Plum Creek at Heidenreich Lane in Hays County.					32,335.00	32,335.00
MM	53148	TPC Group LLC	07/27/2017	1.00:1	22,063.00	4,412.00	8,826.00	8,825.00	8,825.00
		POLLUTION PREVENTION	SEP funds will be used by the Third-Party Administrator to purchase equipment (such as automated canister samplers), hardware, software, and licenses to enable the monitoring, and for the cost of operating, maintaining, and periodically upgrading or adding to these air monitoring stations along with ancillary equipment approved by TCEQ. Performing Party shall ensure that the data is validated and sent to TCEQ's Leading Environmental Analysis and Display (LEADS) system. All costs associated with the collection, transfer, and formatting of these data to be compatible with the LEADS system is the responsibility of the Third-Party Administrator.					8,825.00	8,825.00
MM	49564	Bottom Line Food Processors, Inc.	01/20/2017	1.00:1	13,125.00	0.00	6,563.00	6,562.00	6,562.00
		POLLUTION PREVENTION	Project shall coordinate collection events for local residents to bring in household hazardous waste such as paint, thinners, pesticides, oil and gas, corrosive cleaners, and fertilizers for proper disposal. Where available, the projects may also offer electronics collection and recycling. SEP funds shall be used for collection, recycling and disposal.					3,281.00	3,281.00
		POLLUTION PREVENTION	The contribution will be used to remove invasive woody plants from at least 35 acres of the Barton Creek Greenbelt, a City of Austin-owned parkland preserve. Invasive species removal will allow the opportunity for restoring native hill country/canyon land flora and habitat to the Greenbelt. Removal of sun-blocking invasive species will allow native understory and grass restoration, reducing soil erosion and water pollution of the sensitive karst system.					3,281.00	3,281.00
MM	47861	Webb County	10/11/2016	1.00:1	52,132.00	0.00	0.00	52,132.00	52,132.00
		POLLUTION REDUCTION	C-SEP; REPLACEMENT OF HIGH SERVICE PUMPS AND DIFFERENTIAL PRESSURE TRANSMITTERS					52,132.00	52,132.00
MM	49479	Dalden Corporation	02/22/2017	1.00:1	31,500.00	6,300.00	12,600.00	12,600.00	12,600.00
		POLLUTION PREVENTION	Household Hazardous Waste Collection Events - Third-Party Administrator shall hold household hazardous waste collection events in three regional locations to offer citizens the opportunity to recycle and/or dispose of hazardous material including paint, tires, poisons, antifreeze, used electronics, and other items that are difficult to dispose of in order to deter illegal dumping of these materials.					12,600.00	12,600.00
MM	51757	Martin Operating Partnership L.P.	10/26/2016	1.00:1	14,253.00	2,850.00	5,703.00	5,700.00	5,700.00
		POLLUTION PREVENTION	The Big Thicket National Preserve is a heavily forested area in southeast Texas that spans approximately 105,684 acres. The Preserve ranges through 250 miles of waterways across seven east Texas counties (Hardin, Jefferson, Orange, Jasper, Liberty, Polk, and Tyler Counties). The Neches River forms the eastern boundary. The Preserve is one of the most biologically diverse ecosystems in the world. In 2001, the Preserve was named a Globally Important Birding Area. In 2007 the Neches River was named in the top 10 Most Endangered Rivers by the American Rivers Association.					2,850.00	2,850.00
		POLLUTION PREVENTION	Third-Party Administrator manages a system of island sanctuaries along the Texas coast. These islands constitute more than 4,000 acres that are home to twenty-five species of colonial waterbirds, several of which are considered endangered or threatened. Many of the species of waterbirds nest only on islands owned or leased by Third-Party Administrator. Colonial waterbirds depend on these rookery islands for reproduction and survivability.					2,850.00	2,850.00

\* There are Multiple Respondent Names associated to this Case No.

## Appendix 8: List of SEPs & SEP Projects - FY 2017

### Multi-Media Program

<b>Count of Multi-Media Program Orders: 6</b>	Total:	213,910.00	29,729.00	66,027.00	118,154.00	118,154.00
<b>Grand Total Count of Orders: 166</b>	Grand Total:	9,167,335.00	849,692.00	3,579,412.00	4,737,961.00	4,747,581.00

\* There are Multiple Respondent Names associated to this Case No.

## Appendix 9: List of Administrative Orders Issued - FY2016

### Singles Programs

Date Range Selected : 09/01/2015 - 8/31/2016

PGM	Case No.	Respondent Name	Docket#	County	Order Date	Penalty Assessed	Penalty Deferred	Payable Amount	SEP Offset
AQ	48165	Good Time Stores, Inc.	2014-0116-AIR-E	EL PASO	9/13/2015	\$1,275	\$0	\$1,275	\$0
AQ	49681	The Premcor Refining Group Inc.	2014-1747-AIR-E	JEFFERSON	9/15/2015	\$35,438	\$7,087	\$14,176	\$14,175
AQ	49255	Total Petrochemicals & Refining USA, Inc.	2014-1289-AIR-E	JEFFERSON	9/15/2015	\$55,000	\$0	\$27,500	\$27,500
AQ	50488	Pat Horak	2015-0686-AIR-E	FORT BEND	9/21/2015	\$1,188	\$237	\$951	\$0
AQ	49960	Exfluor Research Corporation	2015-0104-AIR-E	WILLIAMSON	9/26/2015	\$4,875	\$975	\$3,900	\$0
AQ	50303	Millennium Exploration Company LLC	2015-0489-AIR-E	BRAZORIA	9/26/2015	\$2,625	\$525	\$2,100	\$0
AQ	50455	Luna Road Recyclers, LLC	2015-0653-AIR-E	DALLAS	9/26/2015	\$1,125	\$225	\$900	\$0
AQ	49931	BlackBrush O & G, LLC	2015-0074-AIR-E	DIMMIT	9/26/2015	\$2,813	\$562	\$2,251	\$0
AQ	49837	The Dow Chemical Company	2014-1881-AIR-E	BRAZORIA	10/1/2015	\$15,188	\$3,037	\$6,076	\$6,075
AQ	48836	Motiva Enterprises LLC	2014-0837-AIR-E	JEFFERSON	10/1/2015	\$72,905	\$14,581	\$29,162	\$29,162
AQ	50315	Equistar Chemicals, LP	2015-0492-AIR-E	HARRIS	10/6/2015	\$6,563	\$1,312	\$2,626	\$2,625
AQ	50367	Navarro Midstream Services, LLC	2015-0554-AIR-E	WEBB	10/11/2015	\$2,888	\$577	\$2,311	\$0
AQ	50435	Motiva Enterprises LLC	2015-0630-AIR-E	JEFFERSON	10/11/2015	\$6,563	\$1,312	\$2,626	\$2,625
AQ	49118	Carbon Silica Partners, LP	2014-1201-AIR-E	VICTORIA	10/17/2015	\$102,017	\$20,402	\$81,615	\$0
AQ	49847	E. R. Carpenter, L.P.	2014-1890-AIR-E	HARRIS	10/17/2015	\$12,038	\$2,407	\$4,816	\$4,815
AQ	49794	KM Liquids Terminals LLC	2014-1869-AIR-E	HARRIS	10/17/2015	\$62,625	\$12,525	\$25,050	\$25,050
AQ	49714	Bonanza Industries, Inc.	2014-1767-AIR-E	HARRIS	10/17/2015	\$20,349	\$4,069	\$8,140	\$8,140
AQ	50729	Kruse Energy & Equipment, LLC	2015-0968-AIR-E	MIDLAND	10/19/2015	\$1,250	\$250	\$1,000	\$0
AQ	50709	NAPCO Precast, LLC	2015-0946-AIR-E	BEXAR	10/19/2015	\$1,875	\$375	\$1,500	\$0
AQ	50398	Davis Gas Processing, Inc.	2015-0593-AIR-E	REAGAN	10/24/2015	\$7,500	\$1,500	\$6,000	\$0
AQ	50289	Copano Field Services/North Texas, L.L.C.	2015-0455-AIR-E	MONTAGUE	11/3/2015	\$3,763	\$752	\$3,011	\$0
AQ	50672	ERNA FRAC SAND, L.C.	2015-0901-AIR-E	MASON	11/3/2015	\$1,000	\$200	\$800	\$0
AQ	50541	Pasadena Refining System, Inc	2015-0740-AIR-E	HARRIS	11/8/2015	\$6,900	\$1,380	\$5,520	\$0
AQ	50535	RUIZ, JOE	2015-0751-AIR-E	DALLAS	11/8/2015	\$1,250	\$250	\$1,000	\$0
AQ	50309	Alcoa Inc.	2015-0494-AIR-E	BEXAR	11/8/2015	\$2,963	\$592	\$1,186	\$1,185
AQ	50525	Bastrop Energy Partners, L.P.	2015-0728-AIR-E	BASTROP	11/8/2015	\$7,314	\$1,462	\$5,852	\$0
AQ	50679	E. I. du Pont de Nemours and Company	2015-0879-AIR-E	HARRIS	11/10/2015	\$25,000	\$0	\$12,500	\$12,500
AQ	49423	Targa Midstream Services LLC	2014-1518-AIR-E	CHAMBERS	11/16/2015	\$289,108	\$57,821	\$115,644	\$115,643
AQ	50079	Lcy Elastomers LP	2015-0243-AIR-E	HARRIS	11/16/2015	\$31,500	\$6,300	\$25,200	\$0
AQ	49929	Shintech Incorporated	2015-0077-AIR-E	BRAZORIA	11/16/2015	\$37,500	\$7,500	\$30,000	\$0
AQ	50128	WTG Jameson, LP	2015-0287-AIR-E	COKE	11/16/2015	\$10,720	\$2,144	\$8,576	\$0
AQ	50648	East Texas Precast Co., Ltd.	2015-0862-AIR-E	WALLER	11/17/2015	\$6,000	\$1,200	\$4,800	\$0
AQ	50763	Shumard Corporation	2015-1001-AIR-E	TARRANT	11/17/2015	\$3,563	\$712	\$2,851	\$0
AQ	50743	Delaware Basin JV Gathering LLC	2015-0966-AIR-E	WARD	11/17/2015	\$2,888	\$577	\$2,311	\$0
AQ	50103	MUNOZ, BENJAMIN	2015-0258-AIR-E	TARRANT	11/22/2015	\$5,250	\$1,050	\$4,200	\$0
AQ	50411	Enbridge Pipelines (Texas Gathering) L.P.	2015-0600-AIR-E	WHEELER	11/30/2015	\$9,225	\$1,845	\$7,380	\$0

## Singles Programs

## Appendix 9: List of Administrative Orders Issued - FY2016

Date Range Selected : 09/01/2015 - 8/31/2016

PGM	Case No.	Respondent Name	Docket#	County	Order Date	Penalty Assessed	Penalty Deferred	Payable Amount	SEP Offset
AQ	50806	Southcross Gathering Ltd.	2015-1048-AIR-E	MONTGOMERY	12/4/2015	\$3,750	\$750	\$3,000	\$0
AQ	50543	ETC Field Services LLC	2015-0750-AIR-E	MOORE	12/4/2015	\$3,375	\$675	\$2,700	\$0
AQ	49921	ExxonMobil Oil Corporation	2014-1766-AIR-E	JEFFERSON	12/5/2015	\$19,688	\$3,937	\$7,876	\$7,875
AQ	50446	Chevron Phillips Chemical Company LP	2015-0640-AIR-E	HARRIS	12/5/2015	\$13,125	\$2,625	\$10,500	\$0
AQ	49617	Flint Hills Resources Houston Chemical, LLC	2014-1746-AIR-E	HARRIS	12/5/2015	\$393,900	\$0	\$196,950	\$196,950
AQ	50742	Noltex L.L.C.	2015-0967-AIR-E	HARRIS	12/8/2015	\$4,012	\$802	\$1,605	\$1,605
AQ	50869	Mesa Equipment Co., Inc.	2015-1103-AIR-E	BEXAR	12/8/2015	\$3,250	\$650	\$2,600	\$0
AQ	51033	Targa Midstream Services LLC	2015-1148-AIR-E	CRANE	12/8/2015	\$225	\$45	\$180	\$0
AQ	50410	Verdant Industries, LLC	2015-0601-AIR-E	ANGELINA	12/8/2015	\$4,388	\$877	\$3,511	\$0
AQ	50364	LoneStar Fiberglass Components of Texas LLC	2015-0560-AIR-E	GUADALUPE	12/17/2015	\$16,500	\$3,300	\$13,200	\$0
AQ	51245	Advancement Services, L.L.C.	2015-1377-AIR-E	REAGAN	1/6/2016	\$938	\$187	\$751	\$0
AQ	50627	Houston Refining LP	2015-0838-AIR-E	HARRIS	1/21/2016	\$100,000	\$0	\$50,000	\$50,000
AQ	50074	H&F SANDBLASTING, LLC	2015-0236-AIR-E	MONTGOMERY	1/21/2016	\$1,312	\$0	\$1,312	\$0
AQ	50739	Texas Molecular Limited Partnership	2015-0958-AIR-E	HARRIS	1/21/2016	\$28,613	\$5,722	\$11,446	\$11,445
AQ	50486	Cameron Rig Solutions, Inc.	2015-0692-AIR-E	HARRIS	1/21/2016	\$18,750	\$3,750	\$7,500	\$7,500
AQ	50485	Eastman Chemical Company	2015-0691-AIR-E	HARRISON	1/21/2016	\$25,624	\$5,124	\$10,250	\$10,250
AQ	50328	Sid Richardson Carbon, Ltd.	2015-0522-AIR-E	HUTCHINSON	1/21/2016	\$87,475	\$0	\$87,475	\$0
AQ	50164	Shell Oil Company	2015-0325-AIR-E	HARRIS	1/21/2016	\$25,000	\$0	\$12,500	\$12,500
AQ	50355	Atlantic Coffee Industrial Solutions, LLC	2015-0542-AIR-E	HARRIS	1/21/2016	\$23,900	\$4,780	\$19,120	\$0
AQ	49635	Fracmax Inc.	2014-1679-AIR-E	TERRY	1/21/2016	\$19,814	\$18,614	\$1,200	\$0
AQ	50257	Targa Downstream LLC	2015-0471-AIR-E	HARRIS	1/28/2016	\$25,563	\$5,112	\$10,226	\$10,225
AQ	50274	Shell Chemical LP	2015-0442-AIR-E	HARRIS	1/28/2016	\$13,126	\$2,625	\$5,251	\$5,250
AQ	50207	The Lubrizol Corporation	2015-0372-AIR-E	HARRIS	1/28/2016	\$81,341	\$16,267	\$32,537	\$32,537
AQ	49172	GONZALEZ, ROLANDO	2014-1203-AIR-E	NUECES	1/28/2016	\$2,500	\$0	\$2,500	\$0
AQ	49596	ExxonMobil Oil Corporation	2014-1641-AIR-E	JEFFERSON	1/28/2016	\$33,938	\$6,787	\$13,576	\$13,575
AQ	50464	Chevron Phillips Chemical Company LP	2015-0669-AIR-E	HUTCHINSON	1/28/2016	\$13,125	\$2,625	\$5,250	\$5,250
AQ	50393	Davis Gas Processing, Inc.	2015-0591-AIR-E	IRION	1/28/2016	\$15,400	\$3,080	\$12,320	\$0
AQ	50859	PRECISION URETHANE & MACHINE INC.	2015-1105-AIR-E	WALLER	2/2/2016	\$1,337	\$267	\$1,070	\$0
AQ	51207	Gartner Coatings, Inc.	2015-1314-AIR-E	BRAZORIA	2/2/2016	\$1,125	\$225	\$900	\$0
AQ	50565	INVISTA S.a r.l.	2015-0779-AIR-E	ORANGE	2/2/2016	\$6,563	\$1,312	\$2,626	\$2,625
AQ	51218	CROWN Cork & Seal USA, Inc.	2015-1356-AIR-E	MONTGOMERY	2/2/2016	\$4,500	\$900	\$3,600	\$0
AQ	50688	St Feed Mill, LLC	2015-0918-AIR-E	BRAZOS	2/2/2016	\$2,700	\$540	\$2,160	\$0
AQ	50771	Pioneer Natural Resources USA, Inc.	2015-0998-AIR-E	POTTER	2/2/2016	\$1,313	\$262	\$526	\$525
AQ	51108	Cowtown Gas Processing Partners L.P.	2015-1234-AIR-E	HOOD	2/2/2016	\$3,450	\$690	\$2,760	\$0
AQ	51060	BASIC INDUSTRIES, LLC *	2015-1185-AIR-E	NUECES	2/2/2016	\$938	\$187	\$751	\$0
AQ	50720	Lion Elastomers LLC	2015-0945-AIR-E	JEFFERSON	2/2/2016	\$6,680	\$1,336	\$5,344	\$0
AQ	50574	R. R. Donnelley & Sons Company	2015-0780-AIR-E	HARRIS	2/4/2016	\$12,563	\$2,512	\$10,051	\$0
AQ	50096	Total Petrochemicals & Refining USA, Inc.	2015-0324-AIR-E	JEFFERSON	2/4/2016	\$54,564	\$10,912	\$21,826	\$21,826

## Singles Programs

## Appendix 9: List of Administrative Orders Issued - FY2016

Date Range Selected : 09/01/2015 - 8/31/2016

PGM	Case No.	Respondent Name	Docket#	County	Order Date	Penalty Assessed	Penalty Deferred	Payable Amount	SEP Offset
AQ	50473	Chevron Phillips Chemical Company LP	2015-0678-AIR-E	JEFFERSON	2/4/2016	\$13,125	\$2,625	\$5,250	\$5,250
AQ	50281	Houston Refining LP	2015-0454-AIR-E	HARRIS	2/4/2016	\$118,127	\$0	\$59,064	\$59,063
AQ	50282	PCI Nitrogen, LLC	2015-0493-AIR-E	HARRIS	2/4/2016	\$65,250	\$13,050	\$52,200	\$0
AQ	50378	E. I. du Pont de Nemours and Company	2015-0595-AIR-E	JEFFERSON	2/4/2016	\$159,597	\$31,919	\$63,839	\$63,839
AQ	50500	ETC Field Services LLC	2015-0707-AIR-E	CROCKETT	2/4/2016	\$11,475	\$2,295	\$9,180	\$0
AQ	50544	The Lubrizol Corporation	2015-0765-AIR-E	HARRIS	2/4/2016	\$30,000	\$6,000	\$12,000	\$12,000
AQ	49878	Enterprise Products Operating LLC	2015-0034-AIR-E	CHAMBERS	2/11/2016	\$82,125	\$0	\$41,063	\$41,062
AQ	42164	Enterprise Products Operating LLC	2011-1356-AIR-E	*MULTIPLE	2/11/2016	\$596,465	\$119,292	\$238,587	\$238,586
AQ	49308	Samsung Austin Semiconductor, LLC	2014-1332-AIR-E	TRAVIS	2/11/2016	\$9,145	\$0	\$4,573	\$4,572
AQ	47648	Devon Gas Services, L.P.	2013-1755-AIR-E	WISE	2/11/2016	\$52,486	\$10,497	\$41,989	\$0
AQ	49345	HydriL Company	2014-1389-AIR-E	HARRIS	2/11/2016	\$15,002	\$2,999	\$12,003	\$0
AQ	51236	Enervest Operating, L.L.C.	2015-1379-AIR-E	SUTTON	2/22/2016	\$3,563	\$712	\$2,851	\$0
AQ	51142	Trinity Tank Car, Inc.	2015-1274-AIR-E	HARRISON	2/23/2016	\$112,500	\$22,500	\$90,000	\$0
AQ	50620	Odfjell Terminals (Houston) Inc.	2015-0827-AIR-E	HARRIS	2/23/2016	\$34,485	\$6,897	\$13,794	\$13,794
AQ	50451	WTG Gas Processing, L.P.	2015-0654-AIR-E	HOWARD	2/23/2016	\$52,500	\$10,500	\$42,000	\$0
AQ	49143	Eagle Rock Field Services, L.P.	2014-1173-AIR-E	CARSON	2/23/2016	\$39,420	\$7,883	\$31,537	\$0
AQ	51274	The Premcor Refining Group Inc.	2015-1423-AIR-E	JEFFERSON	3/1/2016	\$7,500	\$1,500	\$3,000	\$3,000
AQ	51395	Solvay Specialty Polymers USA, L.L.C.	2015-1541-AIR-E	ORANGE	3/1/2016	\$1,250	\$250	\$1,000	\$0
AQ	51006	TX LFG ENERGY, LP	2015-1127-AIR-E	CHAMBERS	3/4/2016	\$24,938	\$4,987	\$19,951	\$0
AQ	50329	Gulf Coast Waste Disposal Authority	2015-0509-AIR-E	HARRIS	3/4/2016	\$15,310	\$3,062	\$0	\$12,248
AQ	50545	Shell Oil Company	2015-0748-AIR-E	HARRIS	3/4/2016	\$25,000	\$0	\$12,500	\$12,500
AQ	50762	Sunoco Pipeline L.P.	2015-1002-AIR-E	JEFFERSON	3/4/2016	\$9,225	\$1,845	\$7,380	\$0
AQ	49080	Burlington Resources Oil & Gas Company LP	2014-1101-AIR-E	LIVE OAK	3/4/2016	\$25,537	\$5,107	\$20,430	\$0
AQ	50618	Exxon Mobil Corporation	2015-0828-AIR-E	HARRIS	3/4/2016	\$7,975	\$1,595	\$3,190	\$3,190
AQ	50396	The Premcor Refining Group Inc.	2015-0594-AIR-E	JEFFERSON	3/4/2016	\$46,876	\$9,375	\$18,751	\$18,750
AQ	50610	Vopak Terminal Deer Park Inc.	2015-0815-AIR-E	HARRIS	3/4/2016	\$27,000	\$5,400	\$10,800	\$10,800
AQ	50846	BASF TOTAL Petrochemicals LLC	2015-1086-AIR-E	JEFFERSON	3/4/2016	\$32,813	\$6,562	\$13,126	\$13,125
AQ	50677	Shell Chemical LP	2015-0905-AIR-E	HARRIS	3/4/2016	\$59,067	\$11,813	\$23,627	\$23,627
AQ	51136	TPC Group LLC	2015-1261-AIR-E	JEFFERSON	3/4/2016	\$15,600	\$3,120	\$6,240	\$6,240
AQ	50842	Frio Lasalle Pipeline, LLC	2015-1075-AIR-E	BEE	3/4/2016	\$28,501	\$5,700	\$22,801	\$0
AQ	50779	ETC Field Services LLC	2015-1014-AIR-E	ATASCOSA	3/4/2016	\$9,890	\$1,978	\$7,912	\$0
AQ	50841	Union Oil Company of California	2015-1087-AIR-E	JEFFERSON	3/4/2016	\$11,025	\$2,205	\$8,820	\$0
AQ	51103	ExxonMobil Oil Corporation	2015-1233-AIR-E	JEFFERSON	3/15/2016	\$6,563	\$1,312	\$2,626	\$2,625
AQ	51313	Enbridge Pipelines (Texas Gathering) L.P.	2015-1457-AIR-E	WHEELER	3/15/2016	\$3,000	\$600	\$2,400	\$0
AQ	51197	Solvay Specialty Polymers USA, L.L.C.	2015-1325-AIR-E	ORANGE	3/15/2016	\$1,125	\$225	\$900	\$0
AQ	51294	Enable Midstream Partners, LP	2015-1432-AIR-E	HARRISON	3/15/2016	\$6,825	\$1,365	\$5,460	\$0
AQ	51336	Austin White Lime Company	2015-1486-AIR-E	TRAVIS	3/22/2016	\$5,401	\$1,080	\$4,321	\$0
AQ	51314	Baytex USA Development, LLC	2015-1458-AIR-E	KARNES	3/22/2016	\$3,375	\$675	\$2,700	\$0

Date Range Selected : 09/01/2015 - 8/31/2016

PGM	Case No.	Respondent Name	Docket#	County	Order Date	Penalty Assessed	Penalty Deferred	Payable Amount	SEP Offset
AQ	51119	STERLING SHIPYARD, LP	2015-1246-AIR-E	JEFFERSON	3/22/2016	\$3,750	\$750	\$3,000	\$0
AQ	51224	Chevron Phillips Chemical Company LP	2015-1353-AIR-E	HUTCHINSON	3/22/2016	\$6,450	\$1,290	\$5,160	\$0
AQ	51246	Enbridge Pipelines (Texas Gathering) L.P.	2015-1376-AIR-E	HEMPHILL	3/22/2016	\$2,888	\$577	\$2,311	\$0
AQ	51310	TPC Group LLC	2015-1465-AIR-E	HARRIS	3/22/2016	\$3,563	\$712	\$1,426	\$1,425
AQ	51454	Blanchard Refining Company LLC	2015-1609-AIR-E	GALVESTON	4/8/2016	\$25,000	\$0	\$25,000	\$0
AQ	50399	Equistar Chemicals, LP	2015-0592-AIR-E	HARRIS	4/8/2016	\$50,563	\$0	\$25,282	\$25,281
AQ	50673	BASF Corporation	2015-0900-AIR-E	BRAZORIA	4/8/2016	\$44,620	\$0	\$44,620	\$0
AQ	50641	Air Products LLC	2015-0852-AIR-E	HARRIS	4/8/2016	\$15,157	\$3,031	\$6,063	\$6,063
AQ	45130	MARTINEZ, MOISES ENRIQUE	2015-0435-AIR-E	FORT BEND	4/8/2016	\$10,500	\$0	\$10,500	\$0
AQ	50808	PCI Nitrogen, LLC	2015-1144-AIR-E	HARRIS	4/8/2016	\$14,250	\$2,850	\$11,400	\$0
AQ	51066	BSC Management, Ltd.	2015-1193-AIR-E	CHAMBERS	4/19/2016	\$6,062	\$1,212	\$4,850	\$0
AQ	50733	Oxy Vinyls, LP	2015-0961-AIR-E	HARRIS	4/26/2016	\$6,375	\$1,275	\$2,550	\$2,550
AQ	51237	Flint Hills Resources Port Arthur, LLC	2015-1382-AIR-E	JEFFERSON	4/26/2016	\$6,563	\$1,312	\$2,626	\$2,625
AQ	51289	EnLink North Texas Gathering, LP	2015-1430-AIR-E	JOHNSON	4/26/2016	\$3,680	\$736	\$2,944	\$0
AQ	50736	Houston Refining LP	2015-0959-AIR-E	HARRIS	4/28/2016	\$13,125	\$2,625	\$5,250	\$5,250
AQ	49949	NOLTEX L.L.C.	2015-0097-AIR-E	HARRIS	4/28/2016	\$102,000	\$0	\$51,000	\$51,000
AQ	51272	Lower Colorado River Authority	2015-1409-AIR-E	BASTROP	4/28/2016	\$41,438	\$8,287	\$0	\$33,151
AQ	50699	South Texas Aggregates, Inc.	2015-0924-AIR-E	TOM GREEN	4/28/2016	\$11,250	\$2,250	\$4,500	\$4,500
AQ	51146	Galveston Bay Energy, LLC	2015-1273-AIR-E	CHAMBERS	5/17/2016	\$3,750	\$750	\$3,000	\$0
AQ	51377	WE Hereford, LLC	2015-1522-AIR-E	DEAF SMITH	5/17/2016	\$1,350	\$270	\$1,080	\$0
AQ	51086	Shell Oil Company	2015-1215-AIR-E	HARRIS	5/17/2016	\$7,500	\$1,500	\$3,000	\$3,000
AQ	51405	GB Biosciences LLC	2015-1553-AIR-E	HARRIS	5/17/2016	\$4,275	\$855	\$1,710	\$1,710
AQ	51490	American Truck Source, LLC.	2015-1653-AIR-E	WILLIAMSON	5/17/2016	\$2,216	\$443	\$1,773	\$0
AQ	51441	Cornerstone Organization, LLC	2015-1600-AIR-E	TARRANT	5/17/2016	\$938	\$187	\$751	\$0
AQ	51472	Eagle Railcar Services, L.P.	2015-1635-AIR-E	ANDERSON	5/17/2016	\$5,438	\$1,087	\$4,351	\$0
AQ	51384	Total Petrochemicals & Refining USA, Inc.	2015-1530-AIR-E	JEFFERSON	5/17/2016	\$7,500	\$1,500	\$3,000	\$3,000
AQ	51476	Tubb Quarry, LLC	2015-1634-AIR-E	HASKELL	5/17/2016	\$938	\$187	\$751	\$0
AQ	51290	EnLink North Texas Gathering, LP	2015-1429-AIR-E	JOHNSON	5/17/2016	\$3,880	\$776	\$3,104	\$0
AQ	50658	DCP Midstream, LP	2015-0874-AIR-E	CROCKETT	5/18/2016	\$20,017	\$4,003	\$16,014	\$0
AQ	51230	Shell Oil Company	2015-1367-AIR-E	HARRIS	5/18/2016	\$13,125	\$0	\$6,563	\$6,562
AQ	51112	PHILLIPS 66 COMPANY	2015-1243-AIR-E	BRAZORIA	5/18/2016	\$14,250	\$2,850	\$5,700	\$5,700
AQ	51572	E. I. du Pont de Nemours and Company	2015-1753-AIR-E	ORANGE	5/24/2016	\$7,500	\$1,500	\$3,000	\$3,000
AQ	51649	Valero Refining-Texas, L.P.	2015-1795-AIR-E	GALVESTON	5/24/2016	\$500	\$100	\$400	\$0
AQ	50760	Signal International Texas, L.P.	2015-0986-AIR-E	ORANGE	5/25/2016	\$2,813	\$0	\$2,813	\$0
AQ	50815	Chevron Phillips Chemical Company LP	2015-1059-AIR-E	BRAZORIA	5/25/2016	\$11,550	\$2,310	\$9,240	\$0
AQ	51058	Total Petrochemicals & Refining USA, Inc.	2015-1184-AIR-E	JEFFERSON	5/25/2016	\$113,354	\$22,670	\$45,342	\$45,342
AQ	51113	Oxy Vinyls, LP	2015-1241-AIR-E	HARRIS	5/25/2016	\$13,680	\$2,736	\$5,472	\$5,472
AQ	51172	Total Petrochemicals & Refining USA, Inc.	2015-1302-AIR-E	JEFFERSON	5/25/2016	\$65,000	\$0	\$32,500	\$32,500

## Singles Programs

## Appendix 9: List of Administrative Orders Issued - FY2016

Date Range Selected : 09/01/2015 - 8/31/2016

PGM	Case No.	Respondent Name	Docket#	County	Order Date	Penalty Assessed	Penalty Deferred	Payable Amount	SEP Offset
AQ	51726	BNSF Railway Company	2016-0051-AIR-E	BELL	6/7/2016	\$3,250	\$650	\$2,600	\$0
AQ	51560	Sunoco Pipeline L.P.	2015-1725-AIR-E	POLK	6/7/2016	\$2,625	\$525	\$2,100	\$0
AQ	51495	Smurfit Kappa North America LLC	2015-1659-AIR-E	KAUFMAN	6/13/2016	\$25,790	\$5,158	\$20,632	\$0
AQ	50868	Chevron Phillips Chemical Company LP	2015-1104-AIR-E	JEFFERSON	6/13/2016	\$372,625	\$74,525	\$149,050	\$149,050
AQ	47077	ONEOK Hydrocarbon Southwest, LLC	2013-1186-AIR-E	CHAMBERS	6/13/2016	\$14,858	\$2,971	\$5,944	\$5,943
AQ	50532	Benedum Gas Partners, L.P.	2015-0743-AIR-E	UPTON	6/13/2016	\$23,978	\$4,795	\$19,183	\$0
AQ	51571	United Copper Industries, Inc.	2015-1757-AIR-E	DENTON	6/21/2016	\$3,413	\$682	\$2,731	\$0
AQ	51854	Enbridge G & P (East Texas) L.P.	2016-0194-AIR-E	CAMP	6/21/2016	\$5,800	\$1,160	\$4,640	\$0
AQ	51834	Mauser USA, LLC	2016-0169-AIR-E	HARRIS	6/21/2016	\$2,438	\$487	\$1,951	\$0
AQ	51312	Air Liquide Large Industries U.S. LP	2015-1459-AIR-E	HARRIS	6/27/2016	\$107,100	\$21,420	\$42,840	\$42,840
AQ	51417	Targa Midstream Services LLC	2015-1568-AIR-E	WISE	6/27/2016	\$8,990	\$1,798	\$7,192	\$0
AQ	51270	Texas Barge & Boat, Inc.	2015-1410-AIR-E	BRAZORIA	6/27/2016	\$10,650	\$2,130	\$8,520	\$0
AQ	51323	Targa Midstream Services LLC	2015-1559-AIR-E	WISE	6/27/2016	\$14,298	\$2,859	\$5,720	\$5,719
AQ	51471	Shell Chemical LP	2015-1636-AIR-E	HARRIS	6/27/2016	\$50,000	\$0	\$25,000	\$25,000
AQ	51140	Wolf Hollow I Power, LLC	2015-1292-AIR-E	HOOD	6/27/2016	\$96,600	\$19,320	\$77,280	\$0
AQ	50656	Nelson Gardens Energy, LLC	2015-0869-AIR-E	BEXAR	6/27/2016	\$13,938	\$2,787	\$5,576	\$5,575
AQ	51083	Owens Corning Insulating Systems, LLC	2015-1207-AIR-E	ELLIS	6/27/2016	\$37,121	\$7,424	\$29,697	\$0
AQ	51243	Marathon Oil EF LLC	2015-1378-AIR-E	LIVE OAK	6/27/2016	\$9,150	\$1,830	\$3,660	\$3,660
AQ	51912	H & S Constructors, Inc.	2016-0271-AIR-E	JIM WELLS	7/12/2016	\$1,375	\$275	\$1,100	\$0
AQ	51689	Suncot Gin, LLC	2016-0010-AIR-E	YOAKUM	7/12/2016	\$1,125	\$225	\$900	\$0
AQ	51669	Huntsman Petrochemical LLC	2015-1838-AIR-E	JEFFERSON	7/12/2016	\$7,500	\$1,500	\$3,000	\$3,000
AQ	51422	Pioneer Natural Resources USA, Inc.	2015-1623-AIR-E	HUTCHINSON	7/12/2016	\$3,038	\$607	\$1,216	\$1,215
AQ	51954	TPC Group LLC	2016-0298-AIR-E	JEFFERSON	7/12/2016	\$7,125	\$1,425	\$2,850	\$2,850
AQ	51881	Total Petrochemicals & Refining USA, Inc.	2016-0219-AIR-E	JEFFERSON	7/12/2016	\$6,563	\$1,312	\$2,626	\$2,625
AQ	50579	K & K Construction, Inc.	2015-0782-AIR-E	MONTGOMERY	7/13/2016	\$11,431	\$0	\$11,431	\$0
AQ	51104	The Dow Chemical Company	2015-1242-AIR-E	BRAZORIA	7/13/2016	\$15,188	\$3,037	\$6,076	\$6,075
AQ	51321	INVISTA S.a r.l.	2015-1467-AIR-E	ORANGE	7/13/2016	\$25,438	\$5,087	\$10,176	\$10,175
AQ	51286	ExxonMobil Oil Corporation	2015-1439-AIR-E	JEFFERSON	7/13/2016	\$10,875	\$2,175	\$4,350	\$4,350
AQ	41876	W. T. Byler Co., Inc.	2014-1699-AIR-E	HARRIS	7/13/2016	\$11,901	\$0	\$11,901	\$0
AQ	50633	Arsham Metal Industries, Inc.	2015-0858-AIR-E	HARRIS	7/13/2016	\$30,449	\$0	\$30,449	\$0
AQ	49889	Exxon Mobil Corporation	2015-0039-AIR-E	HARRIS	7/13/2016	\$105,529	\$21,105	\$42,212	\$42,212
AQ	51102	ExxonMobil Oil Corporation	2015-1232-AIR-E	JEFFERSON	7/13/2016	\$50,000	\$0	\$25,000	\$25,000
AQ	51258	TXI Operations, LP	2015-1396-AIR-E	ELLIS	7/13/2016	\$22,688	\$4,537	\$9,076	\$9,075
AQ	51368	Masco Cabinetry LLC	2015-1513-AIR-E	DALLAS	7/13/2016	\$29,838	\$5,967	\$23,871	\$0
AQ	50487	Linde Gas North America LLC	2015-0685-AIR-E	HARRIS	7/13/2016	\$31,200	\$6,240	\$24,960	\$0
AQ	52112	Marathon Pipe Line LLC	2016-0473-AIR-E	BRAZORIA	8/2/2016	\$2,438	\$487	\$1,951	\$0
AQ	51867	W & W Fiberglass Tank Company	2016-0203-AIR-E	GRAY	8/2/2016	\$4,313	\$862	\$1,726	\$1,725
AQ	52083	Containment Solutions, Inc.	2016-0440-AIR-E	MONTGOMERY	8/2/2016	\$2,438	\$487	\$1,951	\$0



## Singles Programs

## Appendix 9: List of Administrative Orders Issued - FY2016

Date Range Selected : 09/01/2015 - 8/31/2016

PGM	Case No.	Respondent Name	Docket#	County	Order Date	Penalty Assessed	Penalty Deferred	Payable Amount	SEP Offset
AQ	51932	Enbridge Pipelines (Texas Gathering) L.P.	2016-0250-AIR-E	WHEELER	8/2/2016	\$3,000	\$600	\$2,400	\$0
AQ	51851	Mac Heavy Equipment, Ltd., L.L.P.	2016-0209-AIR-E	WOOD	8/2/2016	\$1,250	\$250	\$1,000	\$0
AQ	51557	Rohm and Haas Texas Incorporated	2015-1730-AIR-E	HARRIS	8/2/2016	\$2,438	\$487	\$976	\$975
AQ	50536	Owens Corning Roofing and Asphalt, LLC	2015-0742-AIR-E	DALLAS	8/2/2016	\$3,000	\$600	\$2,400	\$0
AQ	51934	Lucite International, Inc.	2016-0270-AIR-E	JEFFERSON	8/2/2016	\$6,563	\$1,312	\$5,251	\$0
AQ	51696	SAAVEDRA, LEONOR I	2016-0016-AIR-E	WEBB	8/2/2016	\$2,625	\$525	\$2,100	\$0
AQ	51993	Trinity Tank Car, Inc.	2016-0355-AIR-E	HARRISON	8/2/2016	\$4,125	\$825	\$3,300	\$0
AQ	51744	Eastman Chemical Company	2016-0072-AIR-E	HARRISON	8/9/2016	\$4,125	\$0	\$2,063	\$2,062
AQ	51480	EnLink Midstream Services, LLC	2015-1639-AIR-E	WISE	8/9/2016	\$9,713	\$1,942	\$7,771	\$0
AQ	51652	Shell Chemical LP	2015-1816-AIR-E	HARRIS	8/9/2016	\$25,000	\$0	\$12,500	\$12,500
AQ	51420	Targa Midstream Services LLC	2015-1575-AIR-E	WISE	8/9/2016	\$23,888	\$4,777	\$9,556	\$9,555
AQ	51457	Enterprise Products Operating LLC	2015-1616-AIR-E	HARRIS	8/9/2016	\$3,825	\$0	\$1,913	\$1,912
AQ	51315	Belco Manufacturing Company, Inc.	2015-1460-AIR-E	BELL	8/9/2016	\$7,988	\$1,597	\$3,196	\$3,195
AQ	51498	Chevron Phillips Chemical Company LP	2015-1664-AIR-E	HARRIS	8/9/2016	\$13,125	\$2,625	\$10,500	\$0
AQ	51298	Austin Equipment Company, LC	2015-1438-AIR-E	WILLIAMSON	8/9/2016	\$10,500	\$2,100	\$8,400	\$0
AQ	51647	ExxonMobil Oil Corporation	2015-1793-AIR-E	JEFFERSON	8/9/2016	\$14,063	\$2,812	\$5,626	\$5,625
AQ	51509	Targa Midstream Services LLC	2015-1677-AIR-E	CHAMBERS	8/9/2016	\$25,000	\$0	\$12,500	\$12,500
AQ	51576	Shell Chemical LP	2015-1741-AIR-E	HARRIS	8/9/2016	\$75,000	\$0	\$37,500	\$37,500
AQ	51621	Houston Refining LP	2015-1785-AIR-E	HARRIS	8/24/2016	\$59,063	\$11,812	\$23,626	\$23,625
AQ	51642	Shell Oil Company	2015-1834-AIR-E	HARRIS	8/24/2016	\$25,000	\$0	\$12,500	\$12,500
AQ	51499	Parker-Hannifin Corporation	2015-1663-AIR-E	NACOGDOCHES	8/24/2016	\$14,250	\$2,850	\$11,400	\$0
AQ	51865	City of Houston	2016-0205-AIR-E	HARRIS	8/24/2016	\$8,888	\$1,777	\$7,111	\$0
AQ	51301	KM Liquids Terminals LLC	2015-1447-AIR-E	HARRIS	8/24/2016	\$88,650	\$17,730	\$35,460	\$35,460
AQ	51758	PHILLIPS 66 COMPANY	2016-0090-AIR-E	CHAMBERS	8/24/2016	\$26,250	\$5,250	\$10,500	\$10,500
AQ	51741	EnLink Midstream Services, LLC	2016-0083-AIR-E	WISE	8/24/2016	\$25,000	\$0	\$25,000	\$0
AQ	51597	Total Petrochemicals & Refining USA, Inc.	2015-1770-AIR-E	JEFFERSON	8/24/2016	\$45,000	\$9,000	\$18,000	\$18,000
AQ	51534	Kuraray America, Inc.	2015-1693-AIR-E	HARRIS	8/24/2016	\$25,000	\$0	\$12,500	\$12,500
AQ	51219	GROTHER INDUSTRIAL COATING, LLC	2015-1357-AIR-E	MONTGOMERY	8/24/2016	\$8,313	\$1,662	\$6,651	\$0
AQ	51515	PHILLIPS 66 COMPANY	2015-1729-AIR-E	HUTCHINSON	8/24/2016	\$21,288	\$4,257	\$8,516	\$8,515
<b>Subtotal for AQ : 217</b>						<b>\$6,135,284</b>	<b>\$921,415</b>	<b>\$3,239,021</b>	<b>\$1,974,848</b>
DC	51452	CSD Group, Inc.	2015-1625-DCL-E	DALLAS	4/26/2016	\$750	\$150	\$600	\$0
<b>Subtotal for DC : 1</b>						<b>\$750</b>	<b>\$150</b>	<b>\$600</b>	<b>\$0</b>
IHW	48649	Texas Fluorescence Laboratories, Inc.	2014-0654-IHW-E	TRAVIS	9/12/2015	\$6,300	\$2,700	\$3,600	\$0
IHW	48085	J. M. Holm & Co., Inc.	2014-0063-IHW-E	BRAZORIA	9/15/2015	\$35,000	\$7,000	\$14,000	\$14,000
IHW	50162	Republic Services, Inc.	2015-0334-IHW-E	HARRIS	9/26/2015	\$1,125	\$225	\$450	\$450
IHW	50071	Lufkin Industries, LLC	2015-0231-IHW-E	ANGELINA	9/26/2015	\$5,625	\$1,125	\$4,500	\$0
IHW	49262	Saint-Gobain Abrasives, Inc.	2014-1288-IHW-E	ERATH	10/1/2015	\$35,733	\$7,146	\$28,587	\$0
IHW	48587	UltraClean Electropolish, Inc.	2014-0579-IHW-E	HARRIS	10/1/2015	\$21,038	\$0	\$21,038	\$0

## Singles Programs

## Appendix 9: List of Administrative Orders Issued - FY2016

Date Range Selected : 09/01/2015 - 8/31/2016

PGM	Case No.	Respondent Name	Docket#	County	Order Date	Penalty Assessed	Penalty Deferred	Payable Amount	SEP Offset
IHW	46899	LUFKIN CREOSOTING CO., INC.	2013-0993-IHW-E	ANGELINA	11/10/2015	\$30,627	\$0	\$15,314	\$15,313
IHW	48193	Specialty Coatings/Fluidaire, Inc.	2014-0147-IHW-E	TARRANT	11/10/2015	\$27,000	\$25,800	\$1,200	\$0
IHW	50141	Total Petrochemicals & Refining USA, Inc.	2015-0301-IHW-E	HARRIS	11/16/2015	\$19,251	\$3,850	\$15,401	\$0
IHW	50056	City of Houston	2015-0218-IHW-E	HARRIS	11/16/2015	\$8,126	\$1,625	\$6,501	\$0
IHW	50426	Specialized Waste Systems, Inc.	2015-0621-IHW-E	HARRIS	2/11/2016	\$20,920	\$4,184	\$16,736	\$0
IHW	51406	Austin Western Railroad, L.L.C.	2015-1558-MSW-E	TRAVIS	2/22/2016	\$1,250	\$250	\$1,000	\$0
IHW	49656	CALLAGHAN, BRAD	2014-1705-IHW-E	HUNT	3/4/2016	\$27,500	\$5,500	\$22,000	\$0
IHW	51169	Sasol Chemicals (USA) LLC	2015-1345-UIC-E	HARRIS	4/26/2016	\$3,535	\$707	\$2,828	\$0
IHW	51282	Clean Harbors Deer Park, LLC	2015-1422-IHW-E	HARRIS	5/17/2016	\$5,213	\$1,042	\$4,171	\$0
IHW	50137	Legacy Metals LLC	2015-0298-IHW-E	LIBERTY	6/27/2016	\$7,875	\$0	\$7,875	\$0
IHW	51026	AYALA, RAFAEL	2015-1143-IHW-E	COLLIN	7/13/2016	\$18,750	\$15,150	\$3,600	\$0
IHW	50215	ShawCor Pipe Protection LLC	2015-0389-IHW-E	HARRIS	8/9/2016	\$30,563	\$6,112	\$12,226	\$12,225
IHW	48384	Envirocare, Inc.	2014-0372-MLM-E	MCLENNAN	8/9/2016	\$70,275	\$14,055	\$56,220	\$0
IHW	51127	Kiewit Offshore Services, Ltd.	2015-1253-IHW-E	SAN PATRICIO	8/9/2016	\$10,978	\$2,195	\$4,392	\$4,391
<b>Subtotal for IHW : 20</b>						<b>\$386,684</b>	<b>\$98,666</b>	<b>\$241,639</b>	<b>\$46,379</b>
IHWHL	51564	Sunline Energy Services, Inc.	2015-1750-MLM-E	BEXAR	8/24/2016	\$19,250	\$3,850	\$15,400	\$0
<b>Subtotal for IHWHL : 1</b>						<b>\$19,250</b>	<b>\$3,850</b>	<b>\$15,400</b>	<b>\$0</b>
IHWNF	51022	United States Department of Energy	2015-1139-IHW-E	ANDREWS	12/10/2015	\$3,375	\$675	\$2,700	\$0
<b>Subtotal for IHWNP : 1</b>						<b>\$3,375</b>	<b>\$675</b>	<b>\$2,700</b>	<b>\$0</b>
MSW	49179	GRAY, JUSTIN	2014-1275-MSW-E	HARDIN	9/12/2015	\$1,312	\$0	\$1,312	\$0
MSW	46778	Trident Environmental Resource Consulting, LLC	2013-0871-MSW-E	BEXAR	9/12/2015	\$725	\$0	\$725	\$0
MSW	45392	ALAMO RECYCLE CENTERS LLC	2012-2270-MSW-E	NUECES	9/12/2015	\$3,562	\$0	\$3,562	\$0
MSW	46265	Rapid Environmental Services, LLC	2013-0374-MLM-E	HARRIS	9/23/2015	\$18,815	\$0	\$18,815	\$0
MSW	49752	ANDERSON, ODELL	2014-1791-MSW-E	COMAL	9/25/2015	\$11,250	\$0	\$11,250	\$0
MSW	49867	GUAJARDO, ROGER	2015-0054-MSW-E	COCHRAN	10/1/2015	\$7,650	\$0	\$7,650	\$0
MSW	50503	ODOM, LINDA *	2015-0706-MSW-E	JASPER	10/11/2015	\$3,750	\$750	\$3,000	\$0
MSW	49519	Gulf Coast Recycling, LLC	2014-1564-MSW-E	KLEBERG	10/12/2015	\$37,768	\$0	\$37,768	\$0
MSW	49092	COMEAX, CECILIA	2014-1133-MSW-E	ORANGE	10/12/2015	\$1,312	\$0	\$1,312	\$0
MSW	45184	Hodgson, Julie	2015-0422-MSW-E	POLK	10/12/2015	\$31,500	\$0	\$31,500	\$0
MSW	48962	DOMINGUEZ, MARIA	2014-0978-MSW-E	BANDERA	10/12/2015	\$1,312	\$0	\$1,312	\$0
MSW	48541	BURROW, BILLY RAY	2014-0524-MSW-E	BELL	10/17/2015	\$28,875	\$27,675	\$1,200	\$0
MSW	51081	Friedman Recycling of El Paso, LP	2015-1206-MSW-E	EL PASO	12/8/2015	\$813	\$162	\$651	\$0
MSW	49398	RODDY, ROOSEVELT JR	2014-1432-MSW-E	MCLENNAN	12/10/2015	\$1,312	\$0	\$1,312	\$0
MSW	48751	COOPER, JERRY LYNN	2014-0764-MSW-E	HARRIS	12/16/2015	\$2,375	\$0	\$2,375	\$0
MSW	47557	Keywinn Development LLC	2013-1653-MSW-E	PARKER	12/28/2015	\$7,500	\$3,900	\$3,600	\$0
MSW	51004	JORDAN, SAMUEL T	2015-1126-MSW-E	TOM GREEN	1/6/2016	\$1,337	\$267	\$1,070	\$0
MSW	50453	Keep Kingsland Beautiful	2015-0644-MSW-E	LLANO	1/6/2016	\$7,087	\$5,887	\$1,200	\$0
MSW	49744	JACKSON, JIMMIE	2014-1836-MSW-E	NAVARRO	1/21/2016	\$33,750	\$32,550	\$1,200	\$0

## Singles Programs

## Appendix 9: List of Administrative Orders Issued - FY2016

Date Range Selected : 09/01/2015 - 8/31/2016

PGM	Case No.	Respondent Name	Docket#	County	Order Date	Penalty Assessed	Penalty Deferred	Payable Amount	SEP Offset
MSW	49357	BONDED JOINT VENTURES, INC.	2014-1442-MSW-E	BEXAR	1/21/2016	\$16,875	\$13,275	\$3,600	\$0
MSW	48987	WOODS, RICKY	2014-1006-MSW-E	LLANO	1/21/2016	\$1,312	\$0	\$1,312	\$0
MSW	46406	ALAMO RECYCLE CENTERS LLC	2013-0499-MSW-E	BEXAR	1/28/2016	\$14,250	\$0	\$14,250	\$0
MSW	51163	RED ROCK RECYCLING, LLC	2015-1294-MSW-E	TRAVIS	2/2/2016	\$2,250	\$450	\$1,800	\$0
MSW	50402	TERRA TEXAS LAND COMPANY, LLC	2015-0588-MSW-E	HARRIS	2/4/2016	\$1,250	\$0	\$1,250	\$0
MSW	50517	CECIL THOMPSON TREE SERVICE, INC.	2015-0717-MSW-E	TRAVIS	2/4/2016	\$7,689	\$1,537	\$6,152	\$0
MSW	51069	NOCONA HILLS OWNERS ASSOCIATION	2015-1197-MLM-E	MONTAGUE	2/22/2016	\$2,000	\$400	\$1,600	\$0
MSW	50312	MENDOZA, GUADALUPE *	2015-0495-MSW-E	BEXAR	2/28/2016	\$1,250	\$250	\$1,000	\$0
MSW	50783	RODRIGUEZ, ELI	2015-1022-MSW-E	DEAF SMITH	3/4/2016	\$1,312	\$0	\$1,312	\$0
MSW	50030	Blattner Energy, Inc.	2015-0242-MSW-E	DEAF SMITH	3/7/2016	\$1,250	\$250	\$1,000	\$0
MSW	51588	SANTIAGO JOSE	2015-1811-WOC-E	JACKSON	3/15/2016	\$175	\$0	\$175	\$0
MSW	50752	FRANCO, DIOGENES A	2015-0981-MSW-E	TOM GREEN	3/29/2016	\$3,937	\$0	\$3,937	\$0
MSW	50069	John M. Brown	2015-0264-MSW-E	VAN ZANDT	4/8/2016	\$16,875	\$13,275	\$3,600	\$0
MSW	51550	City of Howardwick	2015-1718-MSW-E	DONLEY	4/19/2016	\$225	\$45	\$180	\$0
MSW	51122	Jack White Enterprises, Inc.	2015-1249-MSW-E	POLK	4/19/2016	\$3,562	\$712	\$2,850	\$0
MSW	51492	Sabine County	2015-1661-MSW-E	SABINE	4/26/2016	\$326	\$65	\$261	\$0
MSW	50077	PIERSON, GEORGE	2015-0235-MSW-E	HOUSTON	4/26/2016	\$1,312	\$0	\$1,312	\$0
MSW	47757	GALLIER, BENNIE LEN	2015-1111-MSW-E	ORANGE	4/28/2016	\$9,000	\$7,800	\$1,200	\$0
MSW	51085	WAGGONER CRONIN, JESSICA L	2015-1214-MSW-E	TRAVIS	4/28/2016	\$1,312	\$0	\$1,312	\$0
MSW	51409	City of Whiteface	2015-1557-MSW-E	COCHRAN	5/17/2016	\$3,375	\$675	\$2,700	\$0
MSW	51673	City Of Mertzon	2015-1840-MSW-E	IRION	5/17/2016	\$1,312	\$262	\$1,050	\$0
MSW	50568	HILL, LARRY	2015-0777-MSW-E	SMITH	5/25/2016	\$1,312	\$0	\$1,312	\$0
MSW	51768	MONTOYA, JOSE	2016-0101-MSW-E	NACOGDOCHES	6/7/2016	\$1,070	\$214	\$856	\$0
MSW	51325	Liberty Tire Recycling, LLC	2015-1470-MSW-E	TAYLOR	6/13/2016	\$22,500	\$4,500	\$18,000	\$0
MSW	52008	MIRELES, ARNOLD *	2016-0365-MSW-E	BROOKS	6/21/2016	\$1,875	\$375	\$1,500	\$0
MSW	46965	MENDEZ, MARGARITO	2015-1161-MSW-E	NACOGDOCHES	6/27/2016	\$6,000	\$0	\$6,000	\$0
MSW	50505	HUNT, MARY REGINA	2015-0705-MSW-E	JASPER	7/19/2016	\$3,937	\$0	\$3,937	\$0
MSW	52213	GARCIA, MINERVA	2016-0579-MSW-E	TRAVIS	8/2/2016	\$2,500	\$500	\$2,000	\$0
MSW	51899	CASTILLO, DANIEL	2016-0524-MSW-E	TRAVIS	8/2/2016	\$1,250	\$250	\$1,000	\$0
MSW	40963	CASTRO, JUAN	2015-1454-MSW-E	CAMERON	8/9/2016	\$10,500	\$0	\$10,500	\$0
MSW	47346	City of Colorado City	2013-1457-MSW-E	MITCHELL	8/9/2016	\$20,250	\$4,050	\$0	\$16,200
MSW	49845	YGRIEGA ENVIRONMENTAL SERVICES, LLC	2014-1887-MSW-E	HIDALGO	8/16/2016	\$6,833	\$1,366	\$5,467	\$0
MSW	49873	Trident Environmental Resource Consulting, LLC	2015-0067-MSW-E	FANNIN	8/24/2016	\$2,625	\$0	\$2,625	\$0
MSW	52198	Rudisill Properties, LLC	2016-0572-MSW-E	ANGELINA	8/30/2016	\$938	\$187	\$751	\$0
MSW	51791	Huber & Associates, LLC	2016-0115-MLM-E	DENTON	8/30/2016	\$2,500	\$500	\$2,000	\$0
<b>Subtotal for MSW : 54</b>						<b>\$376,944</b>	<b>\$122,129</b>	<b>\$238,615</b>	<b>\$16,200</b>
OL	49764	John Clark Zimmerman	2014-1810-LII-E	TARRANT	9/13/2015	\$964	\$0	\$964	\$0
OL	49840	Joshua G. Duke	2014-1878-LII-E	GREGG	9/13/2015	\$937	\$0	\$937	\$0

## Singles Programs

## Appendix 9: List of Administrative Orders Issued - FY2016

Date Range Selected : 09/01/2015 - 8/31/2016

PGM	Case No.	Respondent Name	Docket#	County	Order Date	Penalty Assessed	Penalty Deferred	Payable Amount	SEP Offset
OL	50807	Roberto Nahum Rivera	2015-1044-WOC-E	HARRIS	9/21/2015	\$175	\$0	\$175	\$0
OL	49713	Conrad D Liles	2014-1773-LII-E	WALKER	9/25/2015	\$578	\$0	\$578	\$0
OL	49912	Daniel Vasquez	2015-0064-LII-E	FREESTONE	10/12/2015	\$946	\$0	\$946	\$0
OL	49839	Roger Alan Biggs	2014-1879-LII-E	DENTON	10/12/2015	\$502	\$0	\$502	\$0
OL	50261	Anthony J. Duncan	2015-0447-WOC-E	WILLIAMSON	10/24/2015	\$563	\$112	\$451	\$0
OL	50234	Ismael Banda	2015-0398-LII-E	ELLIS	11/3/2015	\$948	\$189	\$759	\$0
OL	49769	Mike Cano	2014-1832-LII-E	COLLIN	11/10/2015	\$1,000	\$0	\$1,000	\$0
OL	50239	Shelton Lynn Adams	2015-0409-LII-E	TARRANT	11/10/2015	\$963	\$0	\$963	\$0
OL	50031	James E. Moore Jr.	2015-0189-LII-E	LAMPASAS	11/30/2015	\$2,221	\$0	\$2,221	\$0
OL	50567	CHAMBERS, CHANCE HARLAN	2015-0781-WOC-E	KERR	12/4/2015	\$946	\$189	\$757	\$0
OL	50326	Derek Heath Lomas	2015-0511-LII-E	DENTON	1/6/2016	\$3,255	\$651	\$2,604	\$0
OL	50481	PFOUTS, RODNEY C	2015-0693-WOC-E	LIVE OAK	1/14/2016	\$960	\$192	\$768	\$0
OL	50235	Norberto Paita	2015-0399-LII-E	WILLIAMSON	1/21/2016	\$952	\$0	\$952	\$0
OL	50116	Michael K. Gerard	2015-0273-LII-E	HARRIS	1/21/2016	\$350	\$0	\$350	\$0
OL	51485	SMITH, DAVID K	2015-1649-WOC-E	GREGG	2/2/2016	\$175	\$0	\$175	\$0
OL	51484	MONEY, THOMAS A	2015-1652-LII-E	WILLIAMSON	3/1/2016	\$675	\$135	\$540	\$0
OL	49864	Jerry Alvarado	2015-0017-LII-E	TARRANT	3/29/2016	\$936	\$0	\$936	\$0
OL	50561	Willis Aldridge	2015-0766-LII-E	DALLAS	4/8/2016	\$1,394	\$0	\$1,394	\$0
OL	50459	Gilbert Molina	2015-0652-LII-E	BEXAR	4/8/2016	\$957	\$0	\$957	\$0
OL	51764	WILLIAMS, JAKE R	2016-0093-WOC-E	DENTON	4/19/2016	\$175	\$0	\$175	\$0
OL	51765	FRANCO, OSCAR G	2016-0098-WOC-E	BEE	4/19/2016	\$175	\$0	\$175	\$0
OL	50217	PORTER, JARRET ALLEN	2015-0390-WOC-E	REAGAN	4/26/2016	\$1,500	\$300	\$1,200	\$0
OL	51468	Aqua Operations, Inc.	2015-1658-WOC-E	TRAVIS	5/17/2016	\$678	\$135	\$543	\$0
OL	51536	MOUNGER, RYAN R	2015-1705-LII-E	JOHNSON	5/17/2016	\$262	\$52	\$210	\$0
OL	51533	Kevin Reinhardt	2015-1694-LII-E	FORT BEND	6/7/2016	\$1,700	\$340	\$1,360	\$0
OL	52435	PHARISS, JACOB S I	2016-0841-WOC-E	TAYLOR	7/19/2016	\$175	\$0	\$175	\$0
OL	51901	WEST, MICAH S	2016-0379-LII-E	DENTON	7/19/2016	\$175	\$0	\$175	\$0
OL	51902	Ovidio Saldivar	2016-0396-WOC-E	CAMERON	7/19/2016	\$175	\$0	\$175	\$0
OL	52041	GUTIERREZ, PEDRO D	2016-0796-WOC-E	BRAZORIA	8/2/2016	\$175	\$0	\$175	\$0
OL	52042	FLORES, JESUS T	2016-0795-WOC-E	BREWSTER	8/2/2016	\$175	\$0	\$175	\$0
OL	52454	BARRERA, LINDA M	2016-0838-WOC-E	COKE	8/2/2016	\$175	\$0	\$175	\$0
OL	52456	LITTEKEN, MICHAEL LAWRENCE	2016-0836-WOC-E	WILBARGER	8/2/2016	\$175	\$0	\$175	\$0
OL	50394	Geronimo Casabon	2015-0605-LII-E	TRAVIS	8/9/2016	\$262	\$0	\$262	\$0
OL	51329	Sergio Ayala Jr.	2015-1475-LII-E	EL PASO	8/9/2016	\$955	\$0	\$955	\$0
OL	52693	Jonathan Quick	2016-1068-WOC-E	WILLIAMSON	8/30/2016	\$175	\$0	\$175	\$0
OL	52692	CAMPBELL, STEVEN A	2016-1067-LII-E	COLLIN	8/30/2016	\$175	\$0	\$175	\$0
<b>Subtotal for OL : 38</b>						<b>\$27,679</b>	<b>\$2,295</b>	<b>\$25,384</b>	<b>\$0</b>
PST	50026	CHCA West Houston, L.P.	2015-0171-PST-E	HARRIS	9/12/2015	\$5,460	\$0	\$5,460	\$0

## Singles Programs

## Appendix 9: List of Administrative Orders Issued - FY2016

Date Range Selected : 09/01/2015 - 8/31/2016

PGM	Case No.	Respondent Name	Docket#	County	Order Date	Penalty Assessed	Penalty Deferred	Payable Amount	SEP Offset
PST	48986	Irma International, Inc.	2014-0997-PST-E	NUECES	9/12/2015	\$7,500	\$0	\$7,500	\$0
PST	48498	Jan Enterprises Inc.	2014-0481-PST-E	TARRANT	9/12/2015	\$6,699	\$0	\$6,699	\$0
PST	49785	ZIGGY MART LLC	2014-1839-PST-E	DALLAS	9/12/2015	\$3,375	\$0	\$3,375	\$0
PST	46440	L FAKIR INC.	2013-0520-PST-E	HARRIS	9/13/2015	\$21,100	\$0	\$21,100	\$0
PST	49644	Dupre Logistics L L C	2014-1691-PST-E	HARRIS	9/20/2015	\$9,453	\$1,890	\$3,782	\$3,781
PST	49945	MT VILLAGE MARKET LLC	2015-0085-PST-E	HARRIS	9/20/2015	\$13,937	\$2,787	\$11,150	\$0
PST	49782	S.K. Teng Corp.	2014-1819-PST-E	NACOGDOCHES	9/20/2015	\$20,250	\$4,050	\$16,200	\$0
PST	50795	R. C. Mcbryde Oil Company	2015-1030-PST-E	KIMBLE	9/21/2015	\$5,250	\$0	\$5,250	\$0
PST	49290	ALIHEMATI, JOHN	2014-1312-PST-E	EL PASO	9/25/2015	\$23,417	\$0	\$23,417	\$0
PST	50489	SKB Enterprises, Inc.	2015-0688-PST-E	BEXAR	9/26/2015	\$2,568	\$513	\$2,055	\$0
PST	50224	PACIFIC BUSINESS, LLC.	2015-0380-PST-E	COLLIN	9/26/2015	\$3,000	\$600	\$2,400	\$0
PST	50339	242 BUSINESS INC.	2015-0521-PST-E	MONTGOMERY	9/26/2015	\$5,025	\$1,005	\$4,020	\$0
PST	50469	Lisanti Realty Corporation	2015-0671-PST-E	DALLAS	9/26/2015	\$4,875	\$975	\$3,900	\$0
PST	50420	Ongley Trucking, Inc.	2015-0613-PST-E	TARRANT	9/26/2015	\$1,600	\$320	\$1,280	\$0
PST	50249	Petroleum Wholesale, L.P.	2015-0520-PST-E	WILLIAMSON	9/26/2015	\$5,625	\$1,125	\$4,500	\$0
PST	50106	REZAKHANI, JAMES	2015-0383-PST-E	DALLAS	9/26/2015	\$6,750	\$1,350	\$5,400	\$0
PST	49628	Texas Petroleum Group, LLC	2014-1669-PST-E	HARRIS	9/26/2015	\$3,831	\$766	\$3,065	\$0
PST	50514	Crawdad's, Inc.	2015-0714-PST-E	HARDIN	9/26/2015	\$2,053	\$410	\$1,643	\$0
PST	50222	Hondo ISD	2015-0464-PST-E	MEDINA	9/26/2015	\$3,000	\$600	\$2,400	\$0
PST	50419	AZA & IZA INC.	2015-0614-PST-E	HARRIS	9/26/2015	\$4,500	\$900	\$3,600	\$0
PST	50109	Star Crest Retailer's, Inc.	2015-0369-PST-E	BEXAR	9/26/2015	\$3,000	\$600	\$2,400	\$0
PST	50432	Big Chief Distributing Co.	2015-0648-PST-E	BELL	9/26/2015	\$1,225	\$245	\$980	\$0
PST	50044	Outside Nepal, LLC	2015-0198-PST-E	DALLAS	9/26/2015	\$4,500	\$900	\$3,600	\$0
PST	49819	LUCKY LADY OIL COMPANY	2015-0033-PST-E	DALLAS	10/1/2015	\$41,840	\$0	\$41,840	\$0
PST	49035	ELIZA INTERNATIONAL LLC	2014-1129-PST-E	HARDIN	10/1/2015	\$17,273	\$3,454	\$13,819	\$0
PST	45976	CROW, ROBERT	2013-0067-PST-E	BOWIE	10/6/2015	\$2,813	\$562	\$2,251	\$0
PST	50548	Syed R Enterprises Inc	2015-0745-PST-E	SMITH	10/11/2015	\$6,750	\$1,350	\$5,400	\$0
PST	50353	US Masters Group LLC	2015-0541-PST-E	DALLAS	10/11/2015	\$4,875	\$975	\$3,900	\$0
PST	50596	TEXALIAN, INC.	2015-0793-PST-E	TARRANT	10/11/2015	\$3,375	\$675	\$2,700	\$0
PST	50418	BRUTON STORE, INC.	2015-0609-PST-E	DALLAS	10/11/2015	\$5,250	\$1,050	\$4,200	\$0
PST	50376	San Pedro Real Estate, LLC	2015-0650-PST-E	MAVERICK	10/11/2015	\$2,500	\$500	\$2,000	\$0
PST	50480	JIWANI PROPERTIES INC	2015-0716-PST-E	CHEROKEE	10/11/2015	\$4,629	\$925	\$3,704	\$0
PST	50607	LAKSHMI, LTD.	2015-0809-PST-E	KLEBERG	10/11/2015	\$4,125	\$825	\$3,300	\$0
PST	50296	Petrotex Fuels, Inc.	2015-0467-PST-E	HARDIN	10/11/2015	\$7,132	\$1,426	\$5,706	\$0
PST	49034	Cross-Country Commercials, Inc.	2014-1118-PST-E	JEFFERSON	10/12/2015	\$12,188	\$0	\$12,188	\$0
PST	50081	SHRESTHA, ROSHAN	2015-0269-PST-E	BEXAR	10/17/2015	\$8,625	\$1,725	\$6,900	\$0
PST	50168	New Siara Properties, LP	2015-0330-PST-E	BEXAR	10/17/2015	\$8,568	\$1,713	\$6,855	\$0
PST	49101	ALBO ENTERPRISES, INC.	2014-1135-PST-E	EL PASO	10/17/2015	\$10,937	\$2,187	\$8,750	\$0

## Singles Programs

## Appendix 9: List of Administrative Orders Issued - FY2016

Date Range Selected : 09/01/2015 - 8/31/2016

PGM	Case No.	Respondent Name	Docket#	County	Order Date	Penalty Assessed	Penalty Deferred	Payable Amount	SEP Offset
PST	50050	PADGETT, HENRY L	2015-0210-PST-E	LEON	10/17/2015	\$9,000	\$1,800	\$7,200	\$0
PST	50655	Hampton Enterprises, LLC	2015-0867-PST-E	JEFFERSON	10/19/2015	\$2,136	\$427	\$1,709	\$0
PST	50491	SPENCER #1 ENTERPRISES, INC.	2015-0689-PST-E	HARRIS	10/19/2015	\$4,618	\$923	\$3,695	\$0
PST	50368	Valliani Investments , Inc.	2015-0580-PST-E	HARRIS	10/24/2015	\$3,375	\$675	\$2,700	\$0
PST	50466	Bz Enterprises, Inc.	2015-0690-PST-E	DALLAS	10/24/2015	\$4,125	\$825	\$3,300	\$0
PST	48734	Main Street Petroleum, Inc.	2014-0742-PST-E	NACOGDOCHES	10/28/2015	\$4,816	\$0	\$4,816	\$0
PST	50023	SHEETDEEP LLC	2015-0176-PST-E	HARRIS	10/28/2015	\$6,900	\$0	\$6,900	\$0
PST	50786	Coastal Transport Co., Inc.	2015-1019-PST-E	TARRANT	11/3/2015	\$1,293	\$258	\$1,035	\$0
PST	50510	HUSSAIN, SALIM	2015-0715-PST-E	SMITH	11/3/2015	\$2,567	\$513	\$2,054	\$0
PST	50430	KIA Enterprises, Inc.	2015-0638-PST-E	MONTGOMERY	11/3/2015	\$5,626	\$1,125	\$4,501	\$0
PST	50059	Vishnu Priya, LLC	2015-0217-PST-E	DALLAS	11/5/2015	\$4,575	\$0	\$4,575	\$0
PST	50523	Pac-N-Sac Stores, Inc.	2015-0721-PST-E	HAYS	11/8/2015	\$4,500	\$900	\$3,600	\$0
PST	45306	Roha Enterprises, Inc.	2012-2170-PST-E	BELL	11/8/2015	\$3,750	\$750	\$3,000	\$0
PST	50342	ET & T Investments, Inc.	2015-0538-PST-E	HARRIS	11/8/2015	\$3,375	\$675	\$2,700	\$0
PST	50323	XPRESS USA GROCERY INC	2015-0505-PST-E	MONTGOMERY	11/8/2015	\$3,500	\$700	\$2,800	\$0
PST	50458	LOYALTY INVESTMENT LLC	2015-0649-PST-E	HARRIS	11/8/2015	\$3,879	\$775	\$3,104	\$0
PST	50605	Houston Community College System	2015-0808-PST-E	HARRIS	11/8/2015	\$4,500	\$900	\$3,600	\$0
PST	48886	Vasan, Inc.	2014-0894-PST-E	KENDALL	11/10/2015	\$7,177	\$0	\$7,177	\$0
PST	49204	Falfurrias Enterprises, Inc.	2014-1298-PST-E	SAN PATRICIO	11/10/2015	\$3,880	\$0	\$3,880	\$0
PST	50046	Marla Capital Corp., Inc. *	2015-0203-PST-E	HARRIS	11/10/2015	\$30,466	\$0	\$30,466	\$0
PST	50247	La Porte Fuel Services, LLC	2015-0480-PST-E	HARRIS	11/16/2015	\$20,918	\$4,183	\$16,735	\$0
PST	50375	PADAANA LLC	2015-0573-PST-E	JASPER	11/16/2015	\$26,462	\$5,292	\$21,170	\$0
PST	50108	ROSENBERG, JAMES	2015-0263-PST-E	DALLAS	11/16/2015	\$8,750	\$1,750	\$7,000	\$0
PST	50332	INSPIRED ENTERPRISE GROUP INC	2015-0513-PST-E	DALLAS	11/16/2015	\$9,000	\$1,800	\$7,200	\$0
PST	50643	Y.S.R. ENTERPRISE, INC.	2015-0849-PST-E	HARRIS	11/17/2015	\$6,750	\$1,350	\$5,400	\$0
PST	50681	Neocom, Inc.	2015-0940-PST-E	SMITH	11/17/2015	\$6,750	\$1,350	\$5,400	\$0
PST	50588	A S GOLDEN INC	2015-0920-PST-E	BELL	11/17/2015	\$5,000	\$1,000	\$4,000	\$0
PST	50508	Texas Department of Transportation	2015-0846-PST-E	LUBBOCK	11/17/2015	\$4,688	\$937	\$0	\$3,751
PST	50653	West Lake Stores, Inc.	2015-0878-PST-E	BEXAR	11/17/2015	\$6,000	\$1,200	\$4,800	\$0
PST	50768	MANAKAMANA DHARSHAN INC	2015-0990-PST-E	FORT BEND	11/17/2015	\$2,235	\$447	\$1,788	\$0
PST	50670	United Partnership, Inc.	2015-0888-PST-E	HARRIS	11/17/2015	\$2,567	\$513	\$2,054	\$0
PST	50606	Prime Marketing, Inc.	2015-0807-PST-E	BELL	11/22/2015	\$2,567	\$513	\$2,054	\$0
PST	50702	Platinum Convenience Stores, Inc.	2015-0923-PST-E	SMITH	11/22/2015	\$4,875	\$975	\$3,900	\$0
PST	50637	SOUTHWEST LTC - CORPUS, LLC	2015-0886-PST-E	NUECES	11/22/2015	\$6,943	\$1,388	\$5,555	\$0
PST	50710	Tx Xpress LLC	2015-0933-PST-E	TAYLOR	11/22/2015	\$2,942	\$588	\$2,354	\$0
PST	49831	SAMANA, JAWAID W	2014-1883-PST-E	HARRIS	11/30/2015	\$8,750	\$0	\$8,750	\$0
PST	49137	Maredia, Inc.	2014-1161-PST-E	GRIMES	11/30/2015	\$13,926	\$0	\$13,926	\$0
PST	50226	Almeda Ost Med Center, L.L.C.	2015-0412-PST-E	HARRIS	11/30/2015	\$11,712	\$0	\$11,712	\$0

## Singles Programs

## Appendix 9: List of Administrative Orders Issued - FY2016

Date Range Selected : 09/01/2015 - 8/31/2016

PGM	Case No.	Respondent Name	Docket#	County	Order Date	Penalty Assessed	Penalty Deferred	Payable Amount	SEP Offset
PST	49277	Petroleum Products, Inc.	2014-1302-PST-E	LIMESTONE	11/30/2015	\$10,849	\$2,169	\$8,680	\$0
PST	50854	E & B, LLC	2015-1094-PST-E	TARRANT	12/4/2015	\$2,438	\$487	\$1,951	\$0
PST	50335	ABDULHAQ, KHALED	2015-0516-PST-E	TARRANT	12/4/2015	\$3,375	\$675	\$2,700	\$0
PST	50632	Crawdad's, Inc.	2015-0843-PST-E	ORANGE	12/4/2015	\$7,478	\$1,495	\$5,983	\$0
PST	50796	JAE'S ALL SEASONS MARKET, INC.	2015-1031-PST-E	HARRIS	12/4/2015	\$4,500	\$900	\$3,600	\$0
PST	50840	Mitha Enterprises, LLC	2015-1068-PST-E	ORANGE	12/4/2015	\$2,438	\$487	\$1,951	\$0
PST	51023	City of Abilene	2015-1140-PST-E	TAYLOR	12/8/2015	\$2,438	\$487	\$1,951	\$0
PST	50747	Maya Store Enterprise Inc.	2015-1084-PST-E	HARRIS	12/8/2015	\$3,038	\$607	\$2,431	\$0
PST	50425	Texas Department of Transportation	2015-0618-PST-E	CAMERON	12/8/2015	\$5,627	\$1,125	\$0	\$4,502
PST	51181	Maredia Business, Inc.	2015-1343-PST-E	BASTROP	12/8/2015	\$3,375	\$675	\$2,700	\$0
PST	51075	TC Transport, Inc.	2015-1200-PST-E	EL PASO	12/8/2015	\$1,188	\$237	\$951	\$0
PST	50863	Divine Hauling, LLC	2015-1114-PST-E	HARRIS	12/8/2015	\$2,608	\$521	\$2,087	\$0
PST	50750	SAMODA INC	2015-0979-PST-E	HARRIS	12/8/2015	\$4,500	\$900	\$3,600	\$0
PST	50327	Flash Mart Stores, Inc.	2015-0559-PST-E	DALLAS	12/10/2015	\$10,125	\$0	\$10,125	\$0
PST	48848	A.D.A. Group, Inc.	2014-0850-PST-E	DALLAS	12/10/2015	\$7,500	\$0	\$7,500	\$0
PST	49222	Al-Royal Inc.	2014-1229-PST-E	GRIMES	12/10/2015	\$23,725	\$0	\$23,725	\$0
PST	50558	Methodist Healthcare System of San Antonio, Ltd., L.L.P.	2015-0759-PST-E	BEXAR	12/10/2015	\$8,612	\$1,722	\$6,890	\$0
PST	50577	Sunwell Corporation	2015-0871-PST-E	BEXAR	12/11/2015	\$2,485	\$497	\$1,988	\$0
PST	50518	BABAR & FAREED ENTERPRISES, INC.	2015-0712-PST-E	HARRIS	12/16/2015	\$2,813	\$0	\$2,813	\$0
PST	48992	HASNAIN Z, LLC	2014-1002-PST-E	HARRIS	12/16/2015	\$5,048	\$1,009	\$4,039	\$0
PST	49637	NIMMA, SABITHA	2014-1676-PST-E	NACOGDOCHES	12/16/2015	\$4,875	\$0	\$4,875	\$0
PST	49286	MATTU, AJMER	2014-1409-PST-E	GREGG	12/16/2015	\$3,375	\$0	\$3,375	\$0
PST	50134	GALAXY CONVENIENCE INC	2015-0295-PST-E	BEXAR	12/16/2015	\$3,750	\$0	\$3,750	\$0
PST	50521	Real & Retail Unlimited Inc.	2015-0737-PST-E	DENTON	12/16/2015	\$5,437	\$0	\$5,437	\$0
PST	49973	ISLAM, MOHAMMED	2015-0113-PST-E	CLAY	12/16/2015	\$4,517	\$0	\$4,517	\$0
PST	49648	RAS BUSINESS LLC	2014-1713-PST-E	ORANGE	12/16/2015	\$5,177	\$0	\$5,177	\$0
PST	49541	AMIR TIMOOR INC. *	2014-1589-PST-E	DALLAS	12/17/2015	\$36,500	\$0	\$36,500	\$0
PST	50433	KIM, TAE KIL	2015-0628-PST-E	HARRIS	12/17/2015	\$18,000	\$3,600	\$14,400	\$0
PST	50361	Racetrac Petroleum, Inc.	2015-0548-PST-E	ORANGE	12/17/2015	\$10,983	\$2,196	\$8,787	\$0
PST	50158	Christus Health	2015-0309-PST-E	BEXAR	12/17/2015	\$11,798	\$2,359	\$9,439	\$0
PST	50135	TEGH & SHIVA, LLC	2015-0296-PST-E	CAMERON	12/17/2015	\$7,630	\$1,526	\$6,104	\$0
PST	51128	Marta Enterprises, Inc	2015-1251-PST-E	HARRIS	1/6/2016	\$4,125	\$825	\$3,300	\$0
PST	50794	PALL, MOHINDER	2015-1028-PST-E	COLLIN	1/6/2016	\$2,438	\$487	\$1,951	\$0
PST	50211	ESMAEILI, PARASTOU *	2015-0428-PST-E	DALLAS	1/6/2016	\$5,577	\$1,394	\$4,183	\$0
PST	50809	Del Rio Food Mart, Inc.	2015-1045-PST-E	HARRIS	1/6/2016	\$2,813	\$562	\$2,251	\$0
PST	50819	JEFFYS EXXON 2	2015-1054-PST-E	HARRIS	1/6/2016	\$6,750	\$1,350	\$5,400	\$0
PST	51087	William Marsh Rice University	2015-1228-PST-E	HARRIS	1/6/2016	\$1,463	\$292	\$1,171	\$0
PST	50865	Kulsoom Bano, Inc.	2015-1100-PST-E	DALLAS	1/6/2016	\$3,563	\$712	\$2,851	\$0

Date Range Selected : 09/01/2015 - 8/31/2016

PGM	Case No.	Respondent Name	Docket#	County	Order Date	Penalty Assessed	Penalty Deferred	Payable Amount	SEP Offset
PST	50818	Tony's Enterprises, Inc.	2015-1055-PST-E	TARRANT	1/6/2016	\$2,568	\$513	\$2,055	\$0
PST	50839	TRIPLE S REALTY LLC	2015-1069-PST-E	HARRIS	1/6/2016	\$5,086	\$1,017	\$4,069	\$0
PST	50833	H. M. Memon, Inc.	2015-1195-PST-E	SMITH	1/6/2016	\$3,375	\$675	\$2,700	\$0
PST	48714	SSOS Realty Corporation	2014-0727-PST-E	HIDALGO	1/21/2016	\$16,456	\$0	\$16,456	\$0
PST	50461	ZAA Enterprises, Inc.	2015-0657-PST-E	DALLAS	1/21/2016	\$8,189	\$1,637	\$6,552	\$0
PST	49438	Shaheen International, Inc.	2014-1474-PST-E	JEFFERSON	1/21/2016	\$20,985	\$0	\$20,985	\$0
PST	50427	QADIR, UMAIR	2015-0625-PST-E	CHEROKEE	1/21/2016	\$16,235	\$3,247	\$12,988	\$0
PST	50697	CJF FAMILY, INC.	2015-0922-PST-E	HARRIS	1/21/2016	\$10,125	\$2,025	\$8,100	\$0
PST	50680	Westex Capital, LTD. *	2015-0883-PST-E	KARNES	1/21/2016	\$9,306	\$1,861	\$7,445	\$0
PST	50400	LONGORIA, DOLORES	2015-0629-PST-E	MAVERICK	1/21/2016	\$5,000	\$0	\$5,000	\$0
PST	50271	INS Emerald, L.L.C.	2015-0441-PST-E	DALLAS	1/21/2016	\$7,750	\$0	\$7,750	\$0
PST	44383	Blue Water Fall Inc.	2014-0546-PST-E	BELL	1/21/2016	\$54,000	\$52,800	\$1,200	\$0
PST	50583	S.S.P. BUSINESS, INC.	2015-0794-PST-E	NUECES	1/21/2016	\$8,589	\$1,717	\$6,872	\$0
PST	47441	Good Time Stores, Inc.	2013-1551-PST-E	EL PASO	1/21/2016	\$7,664	\$1,532	\$6,132	\$0
PST	50685	JAFARI, JAMAL	2015-0909-PST-E	TARRANT	1/21/2016	\$8,113	\$1,622	\$6,491	\$0
PST	50576	MALHI INTERNATIONAL INC.	2015-0774-PST-E	BELL	1/21/2016	\$11,670	\$2,334	\$9,336	\$0
PST	50150	ASPN INVESTMENT COMPANY, INC.	2015-0321-PST-E	MILAM	1/21/2016	\$4,630	\$0	\$4,630	\$0
PST	50431	New K & T Quick Stop, Inc	2015-0627-PST-E	TARRANT	1/28/2016	\$7,886	\$1,577	\$6,309	\$0
PST	50165	PARK PLACE VALERO CORP	2015-0328-PST-E	HARRIS	1/28/2016	\$13,500	\$2,700	\$10,800	\$0
PST	50183	NAS Star Enterprises, Inc.	2015-0346-PST-E	MONTGOMERY	1/28/2016	\$2,438	\$0	\$2,438	\$0
PST	49049	ALI, MEHDI	2014-1068-PST-E	FORT BEND	1/28/2016	\$15,851	\$3,170	\$12,681	\$0
PST	50365	Aris 786 Enterprise Inc.	2015-0551-PST-E	HARRIS	1/28/2016	\$4,500	\$0	\$4,500	\$0
PST	48904	NAJM, ADNAN	2014-0908-PST-E	HARRIS	1/28/2016	\$6,562	\$0	\$6,562	\$0
PST	50374	Alike Inc.	2015-0587-PST-E	DALLAS	1/28/2016	\$5,191	\$0	\$5,191	\$0
PST	50837	BOWDEN, ROBERT	2015-1070-PST-E	SHELBY	2/2/2016	\$5,250	\$1,050	\$4,200	\$0
PST	51295	Clubcorp NV V, LLC	2015-1437-PST-E	DALLAS	2/2/2016	\$2,376	\$475	\$1,901	\$0
PST	50756	AAHIL'S INVESTMENT INC.	2015-0975-PST-E	COLLIN	2/2/2016	\$5,226	\$1,045	\$4,181	\$0
PST	51131	BDESH Corporation	2015-1250-PST-E	DALLAS	2/2/2016	\$6,750	\$1,350	\$5,400	\$0
PST	50860	MAZIYAR LLC	2015-1101-PST-E	SMITH	2/2/2016	\$6,000	\$1,200	\$4,800	\$0
PST	51028	KWON, BRIAN	2015-1142-PST-E	HARRIS	2/2/2016	\$3,504	\$700	\$2,804	\$0
PST	51222	PRATISA INVESTMENT, LLC	2015-1469-PST-E	DENTON	2/2/2016	\$3,375	\$675	\$2,700	\$0
PST	50804	H K U F LLC	2015-1046-PST-E	SMITH	2/2/2016	\$2,937	\$587	\$2,350	\$0
PST	51024	PETTY JOHNSON, SCARLETT ANNETTE *	2015-1146-PST-E	WILBARGER	2/2/2016	\$3,375	\$675	\$2,700	\$0
PST	51046	AWQ, LLC	2015-1176-PST-E	DENTON	2/2/2016	\$5,813	\$1,162	\$4,651	\$0
PST	50797	Ammar, Inc.	2015-1032-PST-E	JIM WELLS	2/2/2016	\$5,456	\$1,091	\$4,365	\$0
PST	51168	LNМ CORPORATION	2015-1296-PST-E	HARRIS	2/2/2016	\$2,438	\$487	\$1,951	\$0
PST	51072	Haifa Enterprise, Inc.	2015-1300-PST-E	TARRANT	2/2/2016	\$3,375	\$675	\$2,700	\$0
PST	51267	BARRINGER EXPRESS, LLC	2015-1420-PST-E	HARRIS	2/2/2016	\$4,687	\$937	\$3,750	\$0



Date Range Selected : 09/01/2015 - 8/31/2016

PGM	Case No.	Respondent Name	Docket#	County	Order Date	Penalty Assessed	Penalty Deferred	Payable Amount	SEP Offset
PST	51013	Oncar Investment Inc.	2015-1132-PST-E	HARRIS	2/2/2016	\$4,500	\$900	\$3,600	\$0
PST	50724	Crawdad's, Inc.	2015-0951-PST-E	JEFFERSON	2/2/2016	\$4,213	\$842	\$3,371	\$0
PST	51019	Khalil Zoom In Market Inc.	2015-1168-PST-E	TARRANT	2/2/2016	\$4,500	\$900	\$3,600	\$0
PST	51175	Dupre Logistics L L C	2015-1303-PST-E	HARRIS	2/2/2016	\$5,107	\$1,021	\$4,086	\$0
PST	51032	HMR ENTERPRISES, INC.	2015-1147-PST-E	UPSHUR	2/2/2016	\$2,942	\$588	\$2,354	\$0
PST	50727	MOMIN, NIZAR	2015-0974-PST-E	FORT BEND	2/2/2016	\$4,457	\$891	\$3,566	\$0
PST	50460	KEANE, MICHELLE	2015-0658-PST-E	BELL	2/4/2016	\$11,750	\$2,350	\$9,400	\$0
PST	50813	Dupre Logistics L L C	2015-1050-PST-E	HARRIS	2/4/2016	\$7,608	\$1,521	\$6,087	\$0
PST	50746	NGUYEN, TOM VAN	2015-0976-PST-E	TARRANT	2/4/2016	\$50,725	\$10,145	\$40,580	\$0
PST	45808	BRIETZKE, BARBARA	2012-2658-PST-E	WILSON	2/7/2016	\$3,893	\$778	\$3,115	\$0
PST	50661	MJ JUNG, INC	2015-0887-PST-E	HARRIS	2/22/2016	\$4,375	\$875	\$3,500	\$0
PST	51240	K H Jung Investment, Inc.	2015-1375-PST-E	NUECES	2/22/2016	\$7,126	\$1,425	\$5,701	\$0
PST	50853	Gurpuri, Inc.	2015-1095-PST-E	HARRIS	2/22/2016	\$7,000	\$1,400	\$5,600	\$0
PST	50755	Rudisill Properties, LLC *	2015-0977-PST-E	SMITH	2/23/2016	\$7,875	\$1,575	\$6,300	\$0
PST	49577	Neutze Properties, Ltd.	2014-1621-PST-E	*MULTIPLE	2/23/2016	\$45,105	\$0	\$45,105	\$0
PST	50221	N. H. L. GROUP, L.L.C.	2015-0378-PST-E	MONTGOMERY	2/23/2016	\$26,356	\$0	\$26,356	\$0
PST	49675	Lucky Texan #1 LLC	2014-1800-PST-E	DALLAS	2/23/2016	\$23,513	\$0	\$23,513	\$0
PST	51101	SHORT TRIP, LLC	2015-1230-PST-E	HARRIS	3/1/2016	\$2,098	\$419	\$1,679	\$0
PST	50204	OLD TYMER ENTERPRISES, INC.	2015-0373-PST-E	BEXAR	3/1/2016	\$7,125	\$1,425	\$5,700	\$0
PST	51248	Fikes Wholesale, Inc.	2015-1373-PST-E	HARRISON	3/1/2016	\$3,375	\$675	\$2,700	\$0
PST	51362	Millen Oil Company, Inc.	2015-1555-PST-E	COLLIN	3/1/2016	\$4,606	\$921	\$3,685	\$0
PST	51134	J. F. Presley Oil Company	2015-1258-PST-E	GREGG	3/4/2016	\$15,860	\$3,172	\$12,688	\$0
PST	50085	3400 LLC	2015-0238-PST-E	DALLAS	3/4/2016	\$13,629	\$0	\$13,629	\$0
PST	51047	ANGEESTH, LLC	2015-1196-PST-E	DALLAS	3/4/2016	\$9,129	\$1,825	\$7,304	\$0
PST	50765	WESTERN REFINING RETAIL, LLC	2015-0991-PST-E	EL PASO	3/4/2016	\$11,905	\$2,381	\$9,524	\$0
PST	50745	Rcf Investments, Inc.	2015-0978-PST-E	PARKER	3/4/2016	\$13,629	\$2,725	\$10,904	\$0
PST	50832	Saykot Enterprises Inc.	2015-1071-PST-E	TARRANT	3/4/2016	\$12,355	\$2,471	\$9,884	\$0
PST	50870	SEEMA ENTERPRISES INC.	2015-1212-PST-E	HARRIS	3/4/2016	\$9,000	\$1,800	\$7,200	\$0
PST	51177	KHOWAJA ENTERPRISES, INC.	2015-1306-PST-E	DALLAS	3/15/2016	\$4,500	\$900	\$3,600	\$0
PST	50825	Golay Brothers, LLC	2015-1191-PST-E	SMITH	3/15/2016	\$3,457	\$691	\$2,766	\$0
PST	51107	Sibyl Safa, Inc	2015-1229-PST-E	HARRIS	3/15/2016	\$5,738	\$1,147	\$4,591	\$0
PST	51500	SUBA BUSINESS LLC	2015-1669-PST-E	HARRIS	3/22/2016	\$4,125	\$825	\$3,300	\$0
PST	51546	Coastal Transport Co., Inc.	2015-1717-PST-E	NUECES	3/22/2016	\$1,350	\$270	\$1,080	\$0
PST	51535	GoPetro Transport LLC	2015-1704-PST-E	HARRIS	3/22/2016	\$3,100	\$620	\$2,480	\$0
PST	51144	STAZZ FORTUNE INC	2015-1272-PST-E	HARRIS	3/22/2016	\$6,000	\$1,200	\$4,800	\$0
PST	49156	Benny's Mart, Inc.	2014-1186-PST-E	DALLAS	3/29/2016	\$7,463	\$0	\$7,463	\$0
PST	51061	Hira Food LLC *	2015-1183-PST-E	WOOD	3/29/2016	\$3,750	\$0	\$3,750	\$0
PST	51164	New Jonathon Enterprise Incorporated	2015-1293-PST-E	COLLIN	3/29/2016	\$6,129	\$0	\$6,129	\$0

## Singles Programs

## Appendix 9: List of Administrative Orders Issued - FY2016

Date Range Selected : 09/01/2015 - 8/31/2016

PGM	Case No.	Respondent Name	Docket#	County	Order Date	Penalty Assessed	Penalty Deferred	Payable Amount	SEP Offset
PST	51049	JR GROCERIES, INC.	2015-1201-PST-E	HARRIS	3/29/2016	\$3,750	\$0	\$3,750	\$0
PST	50814	N R R ENTERPRISES INC.	2015-1051-PST-E	JEFFERSON	3/29/2016	\$3,681	\$0	\$3,681	\$0
PST	50522	A&M EXPRESS GROUP INC.	2015-0720-PST-E	BEXAR	3/29/2016	\$3,375	\$0	\$3,375	\$0
PST	49977	Tahir Enterprises, Inc.	2015-0120-PST-E	HARDIN	4/8/2016	\$9,755	\$0	\$9,755	\$0
PST	51184	A SHAFAF INVESTMENTS INC	2015-1341-PST-E	DALLAS	4/8/2016	\$9,000	\$1,800	\$7,200	\$0
PST	49435	M.I.S C-Store L.L.C.	2014-1465-PST-E	CALDWELL	4/8/2016	\$10,117	\$0	\$10,117	\$0
PST	50292	NORRIS, REBECCA R	2015-0468-PST-E	HARRIS	4/8/2016	\$10,000	\$0	\$10,000	\$0
PST	49801	GLORIA FOOD MART INC	2014-1837-PST-E	BEXAR	4/8/2016	\$19,736	\$0	\$19,736	\$0
PST	50526	Nayeb Holding, Inc.	2015-0726-PST-E	COLLIN	4/8/2016	\$9,985	\$0	\$9,985	\$0
PST	50463	RAI INVESTMENTS INC	2015-0656-PST-E	DALLAS	4/8/2016	\$9,000	\$0	\$9,000	\$0
PST	51565	Judge Corporation	2015-1745-PST-E	KAUFMAN	4/19/2016	\$2,438	\$487	\$1,951	\$0
PST	51497	HNM Enterprises, Inc.	2015-1665-PST-E	HAYS	4/26/2016	\$4,500	\$900	\$3,600	\$0
PST	51396	HAMEEDA INVESTMENTS INC	2015-1540-PST-E	DALLAS	4/26/2016	\$4,662	\$932	\$3,730	\$0
PST	51525	Bve Enterprises Inc.	2015-1687-PST-E	SAN PATRICIO	4/26/2016	\$6,401	\$1,280	\$5,121	\$0
PST	50715	Allied Trading Corporation	2015-0941-PST-E	HARRIS	4/26/2016	\$5,173	\$0	\$5,173	\$0
PST	51541	I & U INC.	2015-1711-PST-E	JEFFERSON	4/26/2016	\$7,500	\$1,500	\$6,000	\$0
PST	50874	ADAWN USA INC	2015-1110-PST-E	HARRIS	4/26/2016	\$3,504	\$0	\$3,504	\$0
PST	51666	La Bussola, Inc.	2015-1832-PST-E	TARRANT	4/26/2016	\$3,251	\$650	\$2,601	\$0
PST	51009	3DR LLC	2015-1134-PST-E	WICHITA	4/26/2016	\$4,631	\$0	\$4,631	\$0
PST	51183	A & H American, Inc	2015-1346-PST-E	TARRANT	4/26/2016	\$2,568	\$0	\$2,568	\$0
PST	50834	Elvan Investments Corporation	2015-1067-PST-E	HOOD	4/26/2016	\$3,375	\$0	\$3,375	\$0
PST	50154	W B DIAMOND INVESTMENTS, INC	2015-0311-PST-E	DALLAS	4/26/2016	\$7,125	\$0	\$7,125	\$0
PST	50136	Cipercen LLC	2015-0293-PST-E	TRAVIS	4/28/2016	\$10,634	\$0	\$10,634	\$0
PST	50775	Northline Enterprises Inc.	2015-1011-PST-E	HARRIS	4/28/2016	\$18,106	\$3,621	\$14,485	\$0
PST	51132	Reeves Oil CO., Inc.	2015-1260-PST-E	GREGG	4/28/2016	\$7,610	\$1,522	\$6,088	\$0
PST	49820	AFEFF Investments Inc.	2014-1865-PST-E	BEXAR	4/28/2016	\$9,618	\$0	\$9,618	\$0
PST	51307	Nebular 2000, Inc.	2015-1449-PST-E	DALLAS	4/28/2016	\$17,308	\$3,461	\$13,847	\$0
PST	50111	Choi's Four Seasons Inc	2015-0362-PST-E	HARRIS	5/5/2016	\$33,850	\$6,770	\$27,080	\$0
PST	51461	KWIKIE GROCERY, INC.	2015-1615-PST-E	HOWARD	5/17/2016	\$3,034	\$606	\$2,428	\$0
PST	51387	United Telephone Company of Texas, Inc.	2015-1602-PST-E	ERATH	5/17/2016	\$6,685	\$1,337	\$5,348	\$0
PST	51521	Snappy's Exxpress Mart, Inc.	2015-1710-PST-E	ORANGE	5/17/2016	\$6,574	\$1,314	\$5,260	\$0
PST	51653	NGUYEN, TOM VAN	2015-1814-PST-E	TARRANT	5/17/2016	\$5,625	\$1,125	\$4,500	\$0
PST	51291	Hillcroft Grocers, L.L.C.	2015-1556-PST-E	HARRIS	5/17/2016	\$6,375	\$1,275	\$5,100	\$0
PST	51592	L & S Mart Inc.	2015-1764-PST-E	BASTROP	5/17/2016	\$3,504	\$700	\$2,804	\$0
PST	51425	TRI-STAR SHELDON, INC.	2015-1586-PST-E	HARRIS	5/17/2016	\$4,629	\$925	\$3,704	\$0
PST	51269	KENNARD'S THOMAS CORNER, LLC	2015-1405-PST-E	HOUSTON	5/18/2016	\$5,000	\$0	\$5,000	\$0
PST	50499	D. Tran, Inc.	2015-0700-PST-E	BEXAR	5/18/2016	\$13,628	\$2,725	\$10,903	\$0
PST	51381	Sahar Enterprises, Inc.	2015-1622-PST-E	HARRIS	5/18/2016	\$24,330	\$4,866	\$19,464	\$0

## Singles Programs

## Appendix 9: List of Administrative Orders Issued - FY2016

Date Range Selected : 09/01/2015 - 8/31/2016

PGM	Case No.	Respondent Name	Docket#	County	Order Date	Penalty Assessed	Penalty Deferred	Payable Amount	SEP Offset
PST	51394	KBR Investment Inc.	2015-1539-PST-E	ORANGE	5/18/2016	\$9,000	\$1,800	\$7,200	\$0
PST	51620	VEGA, GERMAN N	2015-1789-PST-E	STARR	5/24/2016	\$5,818	\$1,163	\$4,655	\$0
PST	51745	Preferred Petroleum Services Inc	2016-0076-PST-E	TARRANT	5/24/2016	\$4,606	\$921	\$3,685	\$0
PST	50866	Swash Car Wash, LLC	2015-1099-PST-E	HARRIS	5/24/2016	\$7,271	\$1,454	\$5,817	\$0
PST	51165	Smith Oil Company	2015-1301-PST-E	HAMILTON	5/25/2016	\$22,720	\$4,544	\$18,176	\$0
PST	51309	AMY OIL & GAS INC.	2015-1453-PST-E	ORANGE	5/25/2016	\$10,608	\$2,121	\$8,487	\$0
PST	50845	S & A OIL CO., INC.	2015-1085-PST-E	HARRIS	5/25/2016	\$8,685	\$0	\$8,685	\$0
PST	51273	Circle K Stores Inc.	2015-1407-PST-E	DENTON	5/25/2016	\$17,587	\$3,517	\$14,070	\$0
PST	51402	Lerret Enterprises, Inc.	2015-1583-PST-E	DALLAS	6/7/2016	\$4,630	\$0	\$4,630	\$0
PST	51698	Mohit Petroleum, LLC	2016-0045-PST-E	ORANGE	6/7/2016	\$3,000	\$600	\$2,400	\$0
PST	51292	Landmark Industries Energy, LLC	2015-1548-PST-E	HARRIS	6/7/2016	\$3,879	\$0	\$3,879	\$0
PST	50671	KIM, JAMES H	2015-0885-PST-E	MONTGOMERY	6/13/2016	\$30,519	\$6,103	\$24,416	\$0
PST	50468	F & K Enterprise, Inc.	2015-0670-PST-E	DALLAS	6/13/2016	\$17,538	\$3,507	\$14,031	\$0
PST	51126	OZONA RETAIL, INC.	2015-1252-PST-E	CROCKETT	6/13/2016	\$9,000	\$1,800	\$7,200	\$0
PST	51531	CSFM INC	2015-1697-PST-E	BASTROP	6/21/2016	\$3,505	\$701	\$2,804	\$0
PST	51911	City of Beaumont	2016-0246-PST-E	JEFFERSON	6/21/2016	\$2,813	\$562	\$2,251	\$0
PST	51701	Maxe Energy Company	2016-0029-PST-E	BLANCO	6/21/2016	\$7,500	\$1,500	\$6,000	\$0
PST	50700	MAURICIO, PAUL SR	2015-0921-PST-E	MEDINA	6/27/2016	\$7,650	\$1,530	\$6,120	\$0
PST	51244	D & D International, Inc.	2015-1374-PST-E	BRAZORIA	6/27/2016	\$23,585	\$0	\$23,585	\$0
PST	50682	Hub City Convenience Stores, Inc.	2015-0904-PST-E	HOCKLEY	6/27/2016	\$10,420	\$0	\$10,420	\$0
PST	50604	DEVINE CONVENIENCE LLC	2015-0803-PST-E	MEDINA	6/27/2016	\$8,750	\$0	\$8,750	\$0
PST	51866	SAMK CORPORATION	2016-0204-PST-E	TARRANT	7/12/2016	\$3,375	\$675	\$2,700	\$0
PST	51935	Murphy Oil USA, Inc.	2016-0269-PST-E	BURNET	7/12/2016	\$5,500	\$1,100	\$4,400	\$0
PST	51857	Mmpk, Inc.	2016-0207-PST-E	BRAZORIA	7/12/2016	\$3,375	\$675	\$2,700	\$0
PST	51512	Bayeh's Petroleum, Inc.	2015-1778-PST-E	BEXAR	7/12/2016	\$5,004	\$1,000	\$4,004	\$0
PST	51684	R.H.A. Union Management, Inc.	2015-1857-PST-E	HARRIS	7/12/2016	\$4,731	\$946	\$3,785	\$0
PST	51467	Kamil Enterprises Inc.	2015-1627-PST-E	DALLAS	7/13/2016	\$8,250	\$1,650	\$6,600	\$0
PST	51133	Smith Oil Company, Inc.	2015-1259-PST-E	HARRISON	7/13/2016	\$13,628	\$0	\$13,628	\$0
PST	51266	CAUSEY, BILLY	2015-1403-PST-E	HUNT	7/13/2016	\$9,187	\$7,987	\$1,200	\$0
PST	50566	COMPLETE LUBE N REPAIR INC.	2015-0776-PST-E	BEXAR	7/19/2016	\$3,506	\$0	\$3,506	\$0
PST	51985	Kids Shoppe International, LLC	2016-0330-PST-E	TYLER	7/19/2016	\$875	\$175	\$700	\$0
PST	51254	SUKHSHAN, LLC *	2015-1389-PST-E	HARRISON	7/19/2016	\$3,504	\$0	\$3,504	\$0
PST	51255	PM COUNTRY STORE LLC	2015-1388-PST-E	HARRISON	7/19/2016	\$2,548	\$509	\$2,039	\$0
PST	51958	Tariq Enterprises, Inc.	2016-0295-PST-E	TARRANT	7/19/2016	\$2,438	\$487	\$1,951	\$0
PST	52155	McCreery Aviation Co., Inc.	2016-0557-PST-E	HIDALGO	8/2/2016	\$7,125	\$1,425	\$5,700	\$0
PST	52424	Wall Co-operative Gin	2016-0789-PST-E	TOM GREEN	8/2/2016	\$2,625	\$0	\$2,625	\$0
PST	52425	Wall Co-operative Gin	2016-0790-PST-E	TOM GREEN	8/2/2016	\$2,625	\$0	\$2,625	\$0
PST	52160	SHORENSTEIN PROPERTIES 800 BELL LLC	2016-0512-PST-E	HARRIS	8/2/2016	\$2,513	\$502	\$2,011	\$0

## Singles Programs

## Appendix 9: List of Administrative Orders Issued - FY2016

Date Range Selected : 09/01/2015 - 8/31/2016

PGM	Case No.	Respondent Name	Docket#	County	Order Date	Penalty Assessed	Penalty Deferred	Payable Amount	SEP Offset
PST	50092	Healthsouth Corporation *	2015-0250-PST-E	JEFFERSON	8/2/2016	\$2,731	\$546	\$2,185	\$0
PST	52036	MANJARI INC.	2016-0385-PST-E	PARKER	8/2/2016	\$5,048	\$1,009	\$4,039	\$0
PST	52093	Handy Place, Inc.	2016-0446-PST-E	PARKER	8/2/2016	\$7,125	\$1,425	\$5,700	\$0
PST	52122	RIETSCH, KURT W	2016-0479-PST-E	DENTON	8/2/2016	\$4,500	\$900	\$3,600	\$0
PST	52196	Oil Patch Petroleum, Inc.	2016-0585-PST-E	WEBB	8/2/2016	\$3,856	\$771	\$3,085	\$0
PST	52109	Williams Chrysler, L.P.	2016-0483-PST-E	PARKER	8/2/2016	\$4,375	\$875	\$3,500	\$0
PST	51380	Racetrac Petroleum, Inc.	2015-1643-PST-E	DALLAS	8/9/2016	\$27,000	\$5,400	\$21,600	\$0
PST	50188	ROY STATION COMPANY	2015-0359-PST-E	WILLIAMSON	8/9/2016	\$10,254	\$0	\$10,254	\$0
PST	47486	LOKHAN, INC. *	2015-0552-PST-E	HUNT	8/9/2016	\$22,500	\$0	\$22,500	\$0
PST	50319	WESTERN REFINING RETAIL, LLC	2015-0517-PST-E	EL PASO	8/9/2016	\$10,125	\$2,025	\$4,050	\$4,050
PST	49821	Jet Center Of Dallas, LLC *	2014-1866-PST-E	DALLAS	8/9/2016	\$10,901	\$0	\$10,901	\$0
PST	51268	ZARDEH, MAHER ABDELRAHIM	2015-1406-PST-E	TARRANT	8/9/2016	\$11,375	\$0	\$11,375	\$0
PST	51174	Universal Health Services, Inc.	2015-1304-PST-E	DENTON	8/9/2016	\$10,716	\$2,143	\$8,573	\$0
PST	51118	KUTOB, SAEB	2015-1245-PST-E	SMITH	8/9/2016	\$9,000	\$0	\$9,000	\$0
PST	52034	SHIVAM ENTERPRISE LLC	2016-0386-PST-E	BRAZORIA	8/16/2016	\$7,232	\$1,446	\$5,786	\$0
PST	52251	CBS FOODS, LLC	2016-0615-PST-E	BEXAR	8/16/2016	\$4,312	\$862	\$3,450	\$0
PST	51831	MARUTI INTERNATIONAL, L.L.C.	2016-0168-PST-E	FORT BEND	8/16/2016	\$3,975	\$795	\$3,180	\$0
PST	52206	Amal Services LLC	2016-0619-PST-E	HENDERSON	8/16/2016	\$3,375	\$675	\$2,700	\$0
PST	52300	W. Douglass Distributing, Ltd.	2016-0677-PST-E	GRAYSON	8/16/2016	\$1,106	\$221	\$885	\$0
PST	52239	ONE WORLD A TO Z CONSULTANTS, LLC	2016-0611-PST-E	RED RIVER	8/16/2016	\$2,567	\$513	\$2,054	\$0
PST	52337	Douglass Distributing Company	2016-0710-PST-E	GRAYSON	8/16/2016	\$7,125	\$1,425	\$5,700	\$0
PST	52038	KIDS MIRACLE VENTURE, INC.	2016-0383-PST-E	TARRANT	8/16/2016	\$3,375	\$675	\$2,700	\$0
PST	52138	7-Eleven, Inc.	2016-0493-PST-E	COMAL	8/16/2016	\$5,625	\$1,125	\$4,500	\$0
PST	51734	TEJANI, ABDULALI K	2016-0064-PST-E	TARRANT	8/24/2016	\$10,500	\$2,100	\$8,400	\$0
PST	51159	AIZ CORPORATION *	2015-1287-PST-E	HARRIS	8/24/2016	\$4,500	\$0	\$4,500	\$0
PST	51475	Shujat Holding Company	2015-1629-PST-E	ORANGE	8/24/2016	\$10,690	\$2,138	\$8,552	\$0
PST	51526	Lee Oak Grove Inc.	2015-1724-PST-E	TARRANT	8/24/2016	\$16,714	\$3,342	\$13,372	\$0
PST	48574	Mukhtar, Inc.	2014-0567-PST-E	HARRIS	8/24/2016	\$26,725	\$5,345	\$21,380	\$0
PST	49476	S.B. INTERESTS, INC.	2014-1510-PST-E	JEFFERSON	8/24/2016	\$8,500	\$0	\$8,500	\$0
PST	51910	NEW DELTA BUSINESS LLC	2016-0262-PST-E	ORANGE	8/30/2016	\$3,108	\$621	\$2,487	\$0
PST	52179	TIERRA GROCERIES INC.	2016-0535-PST-E	CORYELL	8/30/2016	\$2,438	\$487	\$1,951	\$0
PST	52284	Shukar Inc.	2016-0661-PST-E	HAYS	8/30/2016	\$4,500	\$900	\$3,600	\$0
PST	52210	BSV FUEL INC	2016-0575-PST-E	HIDALGO	8/30/2016	\$2,567	\$513	\$2,054	\$0
<b>Subtotal for PST : 300</b>						<b>\$2,400,666</b>	<b>\$364,472</b>	<b>\$2,020,110</b>	<b>\$16,084</b>
PWS	47600	North Victoria Utilities, Inc.	2013-1695-PWS-E	VICTORIA	9/12/2015	\$1,842	\$0	\$1,842	\$0
PWS	49942	Kent Distributors, Incorporated	2015-0082-PWS-E	MIDLAND	9/20/2015	\$600	\$600	\$0	\$0
PWS	49232	Port of Houston Authority	2014-1252-PWS-E	HARRIS	9/20/2015	\$595	\$0	\$595	\$0
PWS	49756	City of Portland	2014-1797-PWS-E	SAN PATRICIO	9/26/2015	\$4,373	\$874	\$0	\$3,499

## Singles Programs

## Appendix 9: List of Administrative Orders Issued - FY2016

Date Range Selected : 09/01/2015 - 8/31/2016

PGM	Case No.	Respondent Name	Docket#	County	Order Date	Penalty Assessed	Penalty Deferred	Payable Amount	SEP Offset
PWS	50405	City of Elkhart	2015-0568-PWS-E	ANDERSON	9/26/2015	\$500	\$100	\$400	\$0
PWS	50241	City of Ropesville	2015-0408-PWS-E	HOCKLEY	9/26/2015	\$1,051	\$210	\$841	\$0
PWS	48905	Rollins Hills Estates Water Supply Corporation	2014-0920-PWS-E	PARKER	9/26/2015	\$710	\$142	\$568	\$0
PWS	50421	City of Bryson	2015-0612-PWS-E	JACK	10/1/2015	\$160	\$0	\$160	\$0
PWS	50313	Monarch Utilities I L.P.	2015-0491-PWS-E	SAN JACINTO	10/1/2015	\$501	\$501	\$0	\$0
PWS	49666	MARINA QUEST INC	2014-1715-PWS-E	GRAYSON	10/1/2015	\$830	\$0	\$830	\$0
PWS	49678	Pecos County	2014-1730-PWS-E	PECOS	10/1/2015	\$157	\$157	\$0	\$0
PWS	50602	Graves Long Mountain Properties, LLC	2015-0802-PWS-E	LLANO	10/6/2015	\$520	\$104	\$416	\$0
PWS	50454	Carancahua Wildlife Society	2015-0642-PWS-E	JACKSON	10/11/2015	\$400	\$80	\$320	\$0
PWS	50581	City of Dublin	2015-0785-PWS-E	ERATH	10/11/2015	\$672	\$672	\$0	\$0
PWS	50613	City of Winona	2015-0819-PWS-E	SMITH	10/11/2015	\$1,200	\$240	\$960	\$0
PWS	50062	OG Estates MHC, LLC	2015-0221-PWS-E	KERR	10/11/2015	\$3,479	\$695	\$2,784	\$0
PWS	50406	Lubbock Cooper Storage, LLC	2015-0567-PWS-E	LUBBOCK	10/11/2015	\$399	\$79	\$320	\$0
PWS	50530	Forest Glen Inc	2015-0725-PWS-E	FALLS	10/11/2015	\$1,513	\$302	\$1,211	\$0
PWS	49661	CABAZOS, JOSE FLORES	2014-1708-PWS-E	LUBBOCK	10/12/2015	\$11,011	\$0	\$11,011	\$0
PWS	50381	Golden Spread Electric Cooperative, Inc.	2015-0575-PWS-E	YOAKUM	10/17/2015	\$732	\$732	\$0	\$0
PWS	50278	Treasure Island Municipal Utility District	2015-0439-PWS-E	BRAZORIA	10/17/2015	\$411	\$0	\$411	\$0
PWS	50516	Glasscock County Coop	2015-0711-PWS-E	GLASSCOCK	10/17/2015	\$660	\$660	\$0	\$0
PWS	50006	Multi-County Water Supply Corporation	2015-0154-PWS-E	CORYELL	10/17/2015	\$838	\$0	\$838	\$0
PWS	50539	City of Gorman	2015-0732-PWS-E	EASTLAND	10/17/2015	\$175	\$0	\$175	\$0
PWS	50603	Lubbock County Water Control Improvement District 1	2015-0801-PWS-E	LUBBOCK	10/24/2015	\$100	\$20	\$80	\$0
PWS	50417	Miller Grove Water Supply Corporation	2015-0607-PWS-E	HOPKINS	10/24/2015	\$330	\$66	\$264	\$0
PWS	50208	Roman Forest Public Utility District 4	2015-0370-PWS-E	MONTGOMERY	10/24/2015	\$770	\$154	\$616	\$0
PWS	49892	Marisa Daugherty *	2015-0036-PWS-E	FRANKLIN	10/28/2015	\$279	\$0	\$279	\$0
PWS	48502	CENTER POINT SUPPLY, INC.	2014-0479-PWS-E	BANDERA	11/8/2015	\$1,451	\$290	\$1,161	\$0
PWS	50493	Presidio County Water Improvement District 1	2015-0694-PWS-E	PRESIDIO	11/8/2015	\$650	\$130	\$520	\$0
PWS	48015	DE ARCOS, MARIA T	2013-2169-PWS-E	WEBB	11/8/2015	\$550	\$110	\$440	\$0
PWS	50041	Primal Nights Corporation	2015-0193-PWS-E	ECTOR	11/10/2015	\$1,676	\$0	\$1,676	\$0
PWS	49807	Southwestern Holdings, Inc.	2014-1846-PWS-E	PRESIDIO	11/16/2015	\$607	\$0	\$607	\$0
PWS	50201	Stan M. Putman	2015-0367-PWS-E	HAYS	11/16/2015	\$2,938	\$0	\$2,938	\$0
PWS	50070	Hubert-Watson Subdivision Water Supply, Inc.	2015-0224-PWS-E	MATAGORDA	11/16/2015	\$763	\$0	\$763	\$0
PWS	50348	Altoga Water Supply Corporation	2015-0527-PWS-E	COLLIN	11/16/2015	\$1,205	\$0	\$1,205	\$0
PWS	50570	Combined Consumers Special Utility District	2015-0773-PWS-E	HUNT	11/16/2015	\$690	\$0	\$690	\$0
PWS	50318	North Central Texas Municipal Water Authority	2015-0499-PWS-E	KNOX	11/16/2015	\$345	\$0	\$345	\$0
PWS	50322	Rhineland Wsc	2015-0497-PWS-E	KNOX	11/16/2015	\$172	\$0	\$172	\$0
PWS	50362	Tiki Leasing Company, Ltd.	2015-0544-PWS-E	CHAMBERS	11/16/2015	\$157	\$0	\$157	\$0
PWS	50501	Westbound WSC	2015-0698-PWS-E	EASTLAND	11/16/2015	\$175	\$0	\$175	\$0
PWS	50048	MARLIN, ADDIE	2015-0213-PWS-E	BRAZORIA	11/16/2015	\$2,016	\$0	\$2,016	\$0

## Singles Programs

## Appendix 9: List of Administrative Orders Issued - FY2016

Date Range Selected : 09/01/2015 - 8/31/2016

PGM	Case No.	Respondent Name	Docket#	County	Order Date	Penalty Assessed	Penalty Deferred	Payable Amount	SEP Offset
PWS	50448	City Of Eden	2015-0637-PWS-E	CONCHO	11/16/2015	\$217	\$217	\$0	\$0
PWS	50735	Nevzat Zeneli *	2015-0955-PWS-E	COMAL	11/17/2015	\$275	\$55	\$220	\$0
PWS	50675	ROMERO, GERARDO M *	2015-0882-PWS-E	HIDALGO	11/17/2015	\$1,463	\$292	\$1,171	\$0
PWS	50749	DG RV Properties, LLC	2015-0970-PWS-E	SAN JACINTO	11/17/2015	\$350	\$70	\$280	\$0
PWS	50573	Lower Valley Water District	2015-0771-PWS-E	EL PASO	11/22/2015	\$300	\$300	\$0	\$0
PWS	50073	Postmaster Attn Finance Window	2015-0223-PWS-E	HARRIS	11/22/2015	\$375	\$75	\$300	\$0
PWS	50195	City of George West	2015-0354-PWS-E	LIVE OAK	11/22/2015	\$1,990	\$398	\$1,592	\$0
PWS	50357	HilltopMHPark LLC	2015-0545-PWS-E	TARRANT	11/22/2015	\$2,176	\$435	\$1,741	\$0
PWS	50707	7-Eleven, Inc.	2015-0926-PWS-E	VICTORIA	12/4/2015	\$50	\$10	\$40	\$0
PWS	51014	Redland Wsc	2015-1130-PWS-E	ANGELINA	12/4/2015	\$336	\$67	\$269	\$0
PWS	50737	Aqua Utilities, Inc.	2015-0954-PWS-E	TRAVIS	12/4/2015	\$210	\$42	\$168	\$0
PWS	50540	City of Rule	2015-0733-PWS-E	HASKELL	12/5/2015	\$321	\$0	\$321	\$0
PWS	50191	Shady Grove No. 2 Water Supply Corporation	2015-0357-PWS-E	HOPKINS	12/5/2015	\$490	\$0	\$490	\$0
PWS	50166	LASS WATER COMPANY INC	2015-0327-PWS-E	LIMESTONE	12/5/2015	\$506	\$0	\$506	\$0
PWS	50494	City of Hamlin	2015-0695-PWS-E	JONES	12/5/2015	\$345	\$0	\$345	\$0
PWS	50513	City of Kerrville	2015-0709-PWS-E	KERR	12/5/2015	\$1,215	\$0	\$1,215	\$0
PWS	50185	S.S.G. Fuel Service, Inc.	2015-0345-PWS-E	HARRIS	12/5/2015	\$2,256	\$0	\$2,256	\$0
PWS	50476	City of Camp Wood	2015-0681-PWS-E	REAL	12/5/2015	\$250	\$0	\$250	\$0
PWS	50052	Mark Adamoli *	2015-0214-PWS-E	HARRIS	12/5/2015	\$2,281	\$0	\$2,281	\$0
PWS	50395	Guadalupe-Blanco River Authority	2015-0584-PWS-E	CALHOUN	12/5/2015	\$315	\$315	\$0	\$0
PWS	50478	City of Munday	2015-0682-PWS-E	KNOX	12/5/2015	\$178	\$178	\$0	\$0
PWS	50213	Doss Community Improvement Club, Inc.	2015-0384-PWS-E	GILLESPIE	12/5/2015	\$770	\$0	\$770	\$0
PWS	50497	Cole DG Lubbock (FM 40) TX, LLC	2015-0697-PWS-E	LUBBOCK	12/5/2015	\$390	\$390	\$0	\$0
PWS	50619	Archdiocese of Galveston Houston	2015-0826-PWS-E	GRIMES	12/8/2015	\$2,110	\$422	\$0	\$1,688
PWS	48534	Bahar Development, Inc.	2014-0565-PWS-E	BRAZORIA	12/10/2015	\$1,628	\$0	\$1,628	\$0
PWS	50644	City of Comanche	2015-0847-PWS-E	COMANCHE	12/10/2015	\$690	\$690	\$0	\$0
PWS	50511	Village of Surfside Beach	2015-0710-PWS-E	BRAZORIA	12/11/2015	\$1,528	\$305	\$1,223	\$0
PWS	46947	Hill Top Cafe, Inc.	2013-1005-PWS-E	GILLESPIE	12/11/2015	\$3,291	\$0	\$3,291	\$0
PWS	50015	Jameson Place, L.P.	2015-0166-PWS-E	PARKER	12/16/2015	\$1,827	\$0	\$1,827	\$0
PWS	50187	Gastonia-Scurry Sud	2015-0344-PWS-E	KAUFMAN	12/16/2015	\$113	\$0	\$113	\$0
PWS	50474	SP Utility Company, Inc.	2015-0676-PWS-E	BRAZORIA	12/17/2015	\$2,841	\$0	\$2,841	\$0
PWS	49877	DEY'S RV AND MOBILE PARK, LLC	2015-0020-PWS-E	ANDREWS	12/17/2015	\$836	\$0	\$836	\$0
PWS	50571	Wright City WSC	2015-0772-PWS-E	SMITH	12/17/2015	\$411	\$0	\$411	\$0
PWS	49778	Carpenter, Melissa Lee *	2014-1820-PWS-E	BRAZORIA	12/17/2015	\$2,312	\$0	\$2,312	\$0
PWS	50372	Kundan Greenwood, LP	2015-0570-PWS-E	HARRIS	12/17/2015	\$2,406	\$0	\$2,406	\$0
PWS	50546	Zephyr WSC	2015-0744-PWS-E	BROWN	12/17/2015	\$351	\$351	\$0	\$0
PWS	39757	Ranger Utility Company	2012-1692-PWS-E	BOWIE	12/17/2015	\$16,568	\$3,658	\$12,910	\$0
PWS	49986	Fly By Night Cattle Company Private Club, Inc.	2015-0133-PWS-E	JOHNSON	12/17/2015	\$2,000	\$0	\$2,000	\$0

## Singles Programs

## Appendix 9: List of Administrative Orders Issued - FY2016

Date Range Selected : 09/01/2015 - 8/31/2016

PGM	Case No.	Respondent Name	Docket#	County	Order Date	Penalty Assessed	Penalty Deferred	Payable Amount	SEP Offset
PWS	50684	I. P. "Sarge" Bell Memorial Post No. 3377 Veterans Of Foreign Wars Of The United States, Austin, Tex	2015-0910-PWS-E	TRAVIS	1/6/2016	\$472	\$94	\$378	\$0
PWS	50659	Frank E. Plocek Sr	2015-0877-PWS-E	LA SALLE	1/21/2016	\$998	\$0	\$998	\$0
PWS	50615	City of Throckmorton	2015-0821-PWS-E	THROCKMORTON	1/21/2016	\$648	\$0	\$648	\$0
PWS	50269	Billy Gamboa *	2015-0463-PWS-E	MIDLAND	1/21/2016	\$330	\$330	\$0	\$0
PWS	50321	Greenwood Ventures Inc.	2015-0498-PWS-E	MIDLAND	1/21/2016	\$1,979	\$0	\$1,979	\$0
PWS	50114	Rhonda C. Vanover	2015-0266-PWS-E	*MULTIPLE	1/21/2016	\$3,164	\$0	\$3,164	\$0
PWS	50533	JJM Development, Inc.	2015-0734-PWS-E	EL PASO	1/21/2016	\$926	\$0	\$926	\$0
PWS	50580	ZANELLI FAMILY PARTNERSHIP, LTD.	2015-0786-PWS-E	HARRIS	1/21/2016	\$2,039	\$0	\$2,039	\$0
PWS	50772	Eula WSC	2015-1010-PWS-E	CALLAHAN	1/21/2016	\$172	\$0	\$172	\$0
PWS	50780	CRTX Properties LLC	2015-1009-PWS-E	LUBBOCK	1/21/2016	\$1,500	\$1,500	\$0	\$0
PWS	50638	Martin County Fresh Water Supply District 1	2015-0848-PWS-E	*MULTIPLE	1/21/2016	\$660	\$660	\$0	\$0
PWS	51044	City of Anson	2015-1181-PWS-E	JONES	1/21/2016	\$750	\$0	\$750	\$0
PWS	50734	Monarch Utilities I L.P.	2015-0962-PWS-E	GRAYSON	1/21/2016	\$357	\$0	\$357	\$0
PWS	50344	Sheffield Water Supply Corporation	2015-0535-PWS-E	PECOS	1/21/2016	\$525	\$0	\$525	\$0
PWS	50345	Mark Stewart dba Stewart Water	2015-0526-PWS-E	*MULTIPLE	1/21/2016	\$3,575	\$0	\$3,575	\$0
PWS	50238	Yarbrough, Shawn Mark	2015-0405-PWS-E	ANGELINA	1/28/2016	\$410	\$0	\$410	\$0
PWS	50529	Coleman County Special Utility District	2015-0735-PWS-E	COLEMAN	1/28/2016	\$672	\$0	\$672	\$0
PWS	49689	Wolfe Airpark Civic Club, Inc.	2014-1735-PWS-E	BRAZORIA	1/28/2016	\$1,494	\$0	\$1,494	\$0
PWS	50359	US Department of Veterans' Affairs	2015-0546-PWS-E	POTTER	1/28/2016	\$157	\$0	\$157	\$0
PWS	50650	BOCKMON, RICKEY G	2015-0863-WOC-E	LUBBOCK	1/28/2016	\$947	\$0	\$947	\$0
PWS	50352	High Gabriel Water Supply Corporation	2015-0540-PWS-E	WILLIAMSON	1/28/2016	\$910	\$0	\$910	\$0
PWS	51191	Bastrop County Water Control & Improvement District 2	2015-1332-PWS-E	BASTROP	2/2/2016	\$660	\$132	\$528	\$0
PWS	50852	Aqua Utilities, Inc.	2015-1080-PWS-E	LIBERTY	2/2/2016	\$2,409	\$481	\$1,928	\$0
PWS	51265	RPM Water Supply Corporation	2015-1401-PWS-E	VAN ZANDT	2/2/2016	\$52	\$10	\$42	\$0
PWS	51370	242 BUSINESS INC.	2015-1514-PWS-E	MONTGOMERY	2/2/2016	\$114	\$22	\$92	\$0
PWS	51017	City of Big Lake	2015-1138-PWS-E	REAGAN	2/2/2016	\$839	\$167	\$672	\$0
PWS	51065	NEW, JON R	2015-1188-PWS-E	VICTORIA	2/2/2016	\$50	\$10	\$40	\$0
PWS	49832	Jeffrey H. Brennan	2014-1873-PWS-E	HARRIS	2/2/2016	\$1,895	\$379	\$1,516	\$0
PWS	51198	City of Krum	2015-1324-PWS-E	DENTON	2/2/2016	\$150	\$30	\$120	\$0
PWS	51311	City of New Summerfield	2015-1451-PWS-E	CHEROKEE	2/2/2016	\$460	\$92	\$368	\$0
PWS	51233	City of Lakeside City	2015-1368-PWS-E	ARCHER	2/2/2016	\$655	\$131	\$524	\$0
PWS	51193	Duval County Conservation and Reclamation District	2015-1327-PWS-E	DUVAL	2/2/2016	\$200	\$40	\$160	\$0
PWS	50587	LACOSTE, WILLIAM J *	2015-0791-PWS-E	SAN JACINTO	2/2/2016	\$200	\$40	\$160	\$0
PWS	51027	Payne Springs Wsc	2015-1141-PWS-E	HENDERSON	2/2/2016	\$630	\$126	\$504	\$0
PWS	50822	City of Linden	2015-1065-PWS-E	CASS	2/2/2016	\$361	\$72	\$289	\$0
PWS	50820	Rowena Water Supply Corporation	2015-1053-PWS-E	RUNNELS	2/4/2016	\$225	\$0	\$225	\$0
PWS	50611	City of Haskell	2015-0814-PWS-E	HASKELL	2/4/2016	\$762	\$762	\$0	\$0

## Singles Programs

## Appendix 9: List of Administrative Orders Issued - FY2016

Date Range Selected : 09/01/2015 - 8/31/2016

PGM	Case No.	Respondent Name	Docket#	County	Order Date	Penalty Assessed	Penalty Deferred	Payable Amount	SEP Offset
PWS	50821	City of Stanton	2015-1052-PWS-E	MARTIN	2/4/2016	\$195	\$0	\$195	\$0
PWS	51089	CITY OF HENRIETTA	2015-1211-PWS-E	CLAY	2/4/2016	\$2,015	\$0	\$2,015	\$0
PWS	51021	City of San Augustine	2015-1136-PWS-E	SAN AUGUSTINE	2/4/2016	\$345	\$0	\$345	\$0
PWS	50754	City of Moran	2015-0972-PWS-E	SHACKELFORD	2/4/2016	\$315	\$315	\$0	\$0
PWS	50800	City Of Avery	2015-1038-PWS-E	RED RIVER	2/4/2016	\$157	\$0	\$157	\$0
PWS	50871	City of Goree	2015-1113-PWS-E	KNOX	2/4/2016	\$157	\$157	\$0	\$0
PWS	50554	Green Creek Water Supply Corporation	2015-0754-PWS-E	ERATH	2/7/2016	\$165	\$165	\$0	\$0
PWS	50649	Motiva Enterprises LLC	2015-0860-PWS-E	JEFFERSON	2/11/2016	\$1,006	\$0	\$1,006	\$0
PWS	51320	City of Clyde	2015-1535-PWS-E	CALLAHAN	2/22/2016	\$270	\$54	\$216	\$0
PWS	51194	Ebeling Water Supply Corporation	2015-1328-PWS-E	HALE	2/22/2016	\$50	\$10	\$40	\$0
PWS	51375	Bracken Christian School of Bulverde	2015-1521-PWS-E	COMAL	2/22/2016	\$1,950	\$390	\$1,560	\$0
PWS	51264	City of Gregory	2015-1400-PWS-E	SAN PATRICIO	2/22/2016	\$167	\$33	\$134	\$0
PWS	51238	Everett Square Inc.	2015-1372-PWS-E	MONTGOMERY	2/22/2016	\$100	\$20	\$80	\$0
PWS	51319	Aqua Utilities, Inc.	2015-1462-PWS-E	CHAMBERS	2/22/2016	\$1,171	\$234	\$937	\$0
PWS	51190	Christian Tabernacle of Houston, Inc.	2015-1331-PWS-E	HARRIS	2/22/2016	\$1,275	\$255	\$1,020	\$0
PWS	50462	Tri-County Point Property Owners Association	2015-0655-PWS-E	JACKSON	2/22/2016	\$150	\$30	\$120	\$0
PWS	51327	City of Beaumont	2015-1468-PWS-E	JEFFERSON	2/22/2016	\$450	\$90	\$360	\$0
PWS	51234	ROBLES, DOMINGO	2015-1369-PWS-E	LUBBOCK	2/22/2016	\$251	\$50	\$201	\$0
PWS	51064	City of Trinidad	2015-1189-PWS-E	HENDERSON	2/23/2016	\$554	\$0	\$554	\$0
PWS	51076	Glendale Water Supply Corporation	2015-1198-PWS-E	TRINITY	2/23/2016	\$172	\$0	\$172	\$0
PWS	50781	CRIDER, BONNIE	2015-1008-PWS-E	UVALDE	2/23/2016	\$630	\$0	\$630	\$0
PWS	50492	ZARS, LEIF A	2015-0696-PWS-E	KENDALL	2/23/2016	\$1,820	\$0	\$1,820	\$0
PWS	51109	Laguna Madre Water District	2015-1236-PWS-E	CAMERON	2/23/2016	\$1,992	\$0	\$1,992	\$0
PWS	50801	City of Rogers	2015-1039-PWS-E	BELL	2/23/2016	\$172	\$172	\$0	\$0
PWS	50341	Mayolo Albiter *	2015-0533-PWS-E	GILLESPIE	2/27/2016	\$3,099	\$0	\$3,099	\$0
PWS	51279	Springlake-Earth Independent School District	2015-1414-PWS-E	LAMB	3/1/2016	\$233	\$46	\$187	\$0
PWS	51189	GANDESBERY, JACK	2015-1333-PWS-E	ARANSAS	3/1/2016	\$400	\$80	\$320	\$0
PWS	50823	City of Normangee	2015-1060-PWS-E	LEON	3/1/2016	\$1,610	\$322	\$1,288	\$0
PWS	51463	City of Tyler	2015-1614-PWS-E	SMITH	3/1/2016	\$113	\$22	\$91	\$0
PWS	51354	Sam Rayburn Water, Inc.	2015-1504-PWS-E	SAN AUGUSTINE	3/1/2016	\$286	\$57	\$229	\$0
PWS	50875	Raywood Water Supply Corporation	2015-1109-PWS-E	LIBERTY	3/1/2016	\$1,438	\$287	\$1,151	\$0
PWS	51216	Fair Play Water Supply Corporation	2015-1360-PWS-E	PANOLA	3/1/2016	\$345	\$69	\$276	\$0
PWS	51187	Nigton-Wakefield Water Supply Corporation	2015-1338-PWS-E	*MULTIPLE	3/1/2016	\$75	\$15	\$60	\$0
PWS	50844	WTR Real Estate Holdings, L.C.	2015-1082-PWS-E	LUBBOCK	3/4/2016	\$585	\$585	\$0	\$0
PWS	50831	City Of Bastrop	2015-1064-PWS-E	BASTROP	3/4/2016	\$345	\$0	\$345	\$0
PWS	49291	City of Seminole	2014-1313-PWS-E	GAINES	3/4/2016	\$1,500	\$1,500	\$0	\$0
PWS	51579	City of Ballinger	2015-1754-PWS-E	RUNNELS	3/15/2016	\$796	\$159	\$637	\$0
PWS	50705	Deer Creek Family Camp, Inc.	2015-0927-PWS-E	BANDERA	3/15/2016	\$672	\$134	\$538	\$0



## Singles Programs

## Appendix 9: List of Administrative Orders Issued - FY2016

Date Range Selected : 09/01/2015 - 8/31/2016

PGM	Case No.	Respondent Name	Docket#	County	Order Date	Penalty Assessed	Penalty Deferred	Payable Amount	SEP Offset
PWS	51297	Spade Water Supply Corporation	2015-1442-PWS-E	LAMB	3/22/2016	\$565	\$113	\$452	\$0
PWS	50624	Heart O' Texas Council of the Boy Scouts of America	2015-0825-PWS-E	BELL	3/22/2016	\$2,230	\$446	\$1,784	\$0
PWS	50725	Vadhvani Enterprises Inc.	2015-0950-PWS-E	COMAL	3/22/2016	\$2,016	\$403	\$1,613	\$0
PWS	51363	Cape Carancahua Water Supply Corp	2015-1509-PWS-E	JACKSON	3/22/2016	\$50	\$10	\$40	\$0
PWS	51504	City of Deport	2015-1674-PWS-E	LAMAR	3/22/2016	\$235	\$47	\$188	\$0
PWS	51391	Ravenna-Nunnelee Water Supply Corporation	2015-1537-PWS-E	FANNIN	3/22/2016	\$210	\$42	\$168	\$0
PWS	51149	CENTER FOR CHRISTIAN GROWTH, INC.	2015-1279-PWS-E	TRAVIS	4/8/2016	\$330	\$0	\$330	\$0
PWS	51413	Gary Water Supply Corporation	2015-1566-PWS-E	PANOLA	4/8/2016	\$366	\$0	\$366	\$0
PWS	51196	MANETAS, DIMITRIOS	2015-1399-PWS-E	GALVESTON	4/8/2016	\$540	\$0	\$540	\$0
PWS	50876	Occidental Permian Ltd.	2015-1107-PWS-E	YOAKUM	4/8/2016	\$157	\$157	\$0	\$0
PWS	51376	Greenwood Independent School District	2015-1520-PWS-E	MIDLAND	4/8/2016	\$165	\$165	\$0	\$0
PWS	51261	City of Petrolia	2015-1391-PWS-E	CLAY	4/8/2016	\$840	\$0	\$840	\$0
PWS	50651	Ozark Bottled Water, Inc.	2015-0859-PWS-E	TRAVIS	4/8/2016	\$508	\$0	\$508	\$0
PWS	51105	San Augustine Rural Water Supply Corporation	2015-1227-PWS-E	SAN AUGUSTINE	4/8/2016	\$175	\$175	\$0	\$0
PWS	50308	TRI TRY WATER CORP.	2015-0487-PWS-E	STONEWALL	4/8/2016	\$172	\$172	\$0	\$0
PWS	51483	Palo Duro Service Company, Inc.	2015-1648-PWS-E	*MULTIPLE	4/19/2016	\$1,080	\$216	\$864	\$0
PWS	51414	Manning Services, LLC	2015-1560-PWS-E	LIVE OAK	4/19/2016	\$2,070	\$414	\$1,656	\$0
PWS	51766	LEIGHTON, WILLIAM L	2016-0099-WOC-E	LUBBOCK	4/19/2016	\$175	\$0	\$175	\$0
PWS	51386	City of Calvert	2015-1529-PWS-E	ROBERTSON	4/19/2016	\$803	\$160	\$643	\$0
PWS	51231	Sagerton Wsc	2015-1366-PWS-E	HASKELL	4/19/2016	\$156	\$31	\$125	\$0
PWS	50706	Texan Tulip, Inc.	2015-0928-PWS-E	GALVESTON	4/26/2016	\$708	\$141	\$567	\$0
PWS	51217	RODGERS, LARRY G *	2015-1362-PWS-E	JACK	4/26/2016	\$588	\$117	\$471	\$0
PWS	51595	City of Arp	2015-1768-PWS-E	SMITH	4/26/2016	\$345	\$69	\$276	\$0
PWS	51192	FRITSCH, ALVIE	2015-1330-PWS-E	HARRIS	4/26/2016	\$1,062	\$212	\$850	\$0
PWS	47504	Patton Village Water Co., Inc.	2015-1473-PWS-E	MONTGOMERY	4/26/2016	\$2,736	\$547	\$2,189	\$0
PWS	51444	82L, LLC	2015-1596-PWS-E	LUBBOCK	4/26/2016	\$2,191	\$438	\$1,753	\$0
PWS	51251	BASF Corporation	2015-1392-PWS-E	JEFFERSON	4/26/2016	\$1,556	\$311	\$1,245	\$0
PWS	51447	City of White Settlement	2015-1604-PWS-E	TARRANT	4/26/2016	\$306	\$306	\$0	\$0
PWS	51011	Nueces County Water Control and Improvement District No. 5	2015-1131-PWS-E	NUECES	4/28/2016	\$720	\$0	\$720	\$0
PWS	51399	Nogalus Centralia Wsc	2015-1543-PWS-E	TRINITY	4/28/2016	\$172	\$0	\$172	\$0
PWS	50886	West Wise Special Utility District	2015-1121-PWS-E	WISE	4/28/2016	\$1,500	\$0	\$0	\$1,500
PWS	51229	Rough Canyon Condos, L.L.C.	2015-1364-PWS-E	VAL VERDE	4/28/2016	\$2,203	\$0	\$2,203	\$0
PWS	51202	North Alamo Water Supply Corporation	2015-1318-PWS-E	HIDALGO	4/28/2016	\$690	\$0	\$690	\$0
PWS	51442	J & K HARPER, LLC	2015-1597-PWS-E	MIDLAND	4/28/2016	\$660	\$660	\$0	\$0
PWS	42828	City of Eagle Pass Water Works System	2015-1516-PWS-E	MAVERICK	4/28/2016	\$5,330	\$0	\$5,330	\$0
PWS	51518	DAK Property Management, Inc. *	2015-1683-PWS-E	WILSON	5/17/2016	\$2,291	\$458	\$1,833	\$0
PWS	51556	The Consolidated Water Supply Corporation	2015-1736-PWS-E	HOUSTON	5/17/2016	\$345	\$69	\$276	\$0

## Singles Programs

## Appendix 9: List of Administrative Orders Issued - FY2016

Date Range Selected : 09/01/2015 - 8/31/2016

PGM	Case No.	Respondent Name	Docket#	County	Order Date	Penalty Assessed	Penalty Deferred	Payable Amount	SEP Offset
PWS	51626	RIFE, BETTY *	2015-1788-PWS-E	LIMESTONE	5/17/2016	\$257	\$51	\$206	\$0
PWS	51304	Cardinal Meadows Improvement District	2015-1456-PWS-E	JEFFERSON	5/17/2016	\$172	\$172	\$0	\$0
PWS	51552	Key Energy Services, LLC	2015-1731-PWS-E	MIDLAND	5/17/2016	\$807	\$161	\$646	\$0
PWS	51681	City of Big Wells	2015-1853-PWS-E	DIMITT	5/17/2016	\$150	\$30	\$120	\$0
PWS	51365	Nerro Supply, LLC	2015-1662-PWS-E	CHAMBERS	5/17/2016	\$175	\$35	\$140	\$0
PWS	51585	Chuck Bell Water Systems, LLC	2015-1758-PWS-E	JOHNSON	5/17/2016	\$305	\$61	\$244	\$0
PWS	49742	City of Port Arthur	2014-1787-PWS-E	JEFFERSON	5/17/2016	\$533	\$106	\$427	\$0
PWS	51680	City of Rising Star	2015-1851-PWS-E	EASTLAND	5/17/2016	\$810	\$162	\$648	\$0
PWS	49809	Gordon R. Morris *	2014-1847-PWS-E	HARRIS	5/18/2016	\$2,229	\$0	\$2,229	\$0
PWS	51160	Alcomat, LLC	2015-1291-PWS-E	HARRIS	5/18/2016	\$1,871	\$0	\$1,871	\$0
PWS	51539	Pine Knob Estate Water, Inc.	2015-1701-PWS-E	MONTGOMERY	5/24/2016	\$2,292	\$458	\$1,834	\$0
PWS	51393	Dog Ridge Water Supply Corporation	2015-1536-PWS-E	BELL	5/24/2016	\$1,458	\$291	\$1,167	\$0
PWS	51517	Texan Tulip, Inc.	2015-1690-PWS-E	GALVESTON	5/24/2016	\$469	\$93	\$376	\$0
PWS	51593	Wickson Creek SUD	2015-1766-PWS-E	GRIMES	5/24/2016	\$345	\$69	\$276	\$0
PWS	51740	Aqua Utilities, Inc.	2016-0059-PWS-E	BRAZORIA	5/24/2016	\$142	\$28	\$114	\$0
PWS	51429	Mert Way *	2015-1584-PWS-E	BURLESON	5/25/2016	\$932	\$0	\$932	\$0
PWS	51029	City of Tenaha	2015-1156-PWS-E	SHELBY	5/25/2016	\$420	\$0	\$420	\$0
PWS	33759	KIA Enterprises, Inc.	2015-1431-PWS-E	MONTGOMERY	5/25/2016	\$200	\$0	\$200	\$0
PWS	51540	City of Falfurrias	2015-1700-PWS-E	BROOKS	5/25/2016	\$345	\$345	\$0	\$0
PWS	49440	Lakeshore Utility Company	2014-1469-PWS-E	HENDERSON	5/25/2016	\$6,955	\$0	\$6,955	\$0
PWS	50851	Barbara E. Kiobassa *	2015-1081-PWS-E	BANDERA	5/25/2016	\$2,129	\$0	\$2,129	\$0
PWS	50862	Trailswest Mobile Home Park, LLC	2015-1097-PWS-E	BOWIE	5/25/2016	\$2,525	\$0	\$2,525	\$0
PWS	50884	Forester Estates, LLC	2015-1119-PWS-E	BRAZORIA	5/25/2016	\$2,973	\$0	\$2,973	\$0
PWS	51388	Victoria County Water Control and Improvement District No. 2	2015-1538-PWS-E	VICTORIA	5/25/2016	\$687	\$0	\$687	\$0
PWS	51355	Esperanza Water Service Company, Inc.	2015-1491-PWS-E	HUDSPETH	5/25/2016	\$202	\$202	\$0	\$0
PWS	51367	Barton WSC	2015-1510-PWS-E	ERATH	5/25/2016	\$330	\$0	\$330	\$0
PWS	51401	City of Toyah	2015-1546-PWS-E	REEVES	5/25/2016	\$243	\$0	\$243	\$0
PWS	51482	Riviera Water System, Inc.	2015-1644-PWS-E	KLEBERG	5/25/2016	\$1,222	\$0	\$1,222	\$0
PWS	51470	City of Lorena	2015-1631-PWS-E	MCLENNAN	5/25/2016	\$575	\$0	\$575	\$0
PWS	51412	Brian K. Carroll	2015-1593-PWS-E	NEWTON	5/25/2016	\$918	\$0	\$918	\$0
PWS	51438	City of Lueders	2015-1591-PWS-E	JONES	5/25/2016	\$588	\$0	\$588	\$0
PWS	51206	Howard C. Bigham Jr.	2015-1365-PWS-E	SCURRY	5/25/2016	\$855	\$0	\$855	\$0
PWS	51730	Aqua Utilities, Inc.	2016-0063-PWS-E	BRAZORIA	6/7/2016	\$474	\$94	\$380	\$0
PWS	51324	Travis County Water Control and Improvement District 18	2015-1578-PWS-E	TRAVIS	6/7/2016	\$702	\$0	\$702	\$0
PWS	51743	Montesino Developments, LLC	2016-0069-PWS-E	LUBBOCK	6/7/2016	\$748	\$149	\$599	\$0
PWS	51706	Miller, Rochelle M	2016-0024-PWS-E	HAYS	6/7/2016	\$163	\$32	\$131	\$0
PWS	51737	Ted Macon *	2016-0062-PWS-E	BRAZORIA	6/7/2016	\$1,152	\$230	\$922	\$0

## Singles Programs

## Appendix 9: List of Administrative Orders Issued - FY2016

Date Range Selected : 09/01/2015 - 8/31/2016

PGM	Case No.	Respondent Name	Docket#	County	Order Date	Penalty Assessed	Penalty Deferred	Payable Amount	SEP Offset
PWS	51871	Texas Water Systems, Inc.	2016-0208-PWS-E	GREGG	6/7/2016	\$168	\$33	\$135	\$0
PWS	51738	City of LaDonia	2016-0061-PWS-E	FANNIN	6/7/2016	\$1,551	\$310	\$1,241	\$0
PWS	51496	Spring Meadow Mobile Home Park, LLC	2015-1666-PWS-E	MIDLAND	6/13/2016	\$240	\$240	\$0	\$0
PWS	51510	STEED, GARY *	2015-1680-PWS-E	ECTOR	6/13/2016	\$750	\$750	\$0	\$0
PWS	38887	Moore Station Water Supply Corporation	2015-1608-PWS-E	HENDERSON	6/13/2016	\$4,400	\$0	\$4,400	\$0
PWS	50877	City of Alamo Heights	2015-1106-PWS-E	BEXAR	6/13/2016	\$1,362	\$0	\$1,362	\$0
PWS	51549	City of Sansom Park	2015-1720-PWS-E	TARRANT	6/13/2016	\$321	\$0	\$321	\$0
PWS	51508	Lake Corpus Christi RV Park & Marina, L.L.C.	2015-1670-PWS-E	*MULTIPLE	6/13/2016	\$765	\$0	\$765	\$0
PWS	50608	Water Necessities, Inc.	2015-0810-PWS-E	ORANGE	6/13/2016	\$300	\$0	\$300	\$0
PWS	35459	Ranger Utility Company	2015-1033-PWS-E	WALLER	6/13/2016	\$11,310	\$0	\$11,310	\$0
PWS	51841	Aqua Development, Inc.	2016-0175-PWS-E	MONTGOMERY	6/21/2016	\$150	\$30	\$120	\$0
PWS	51891	Holly Springs Water Supply Corporation	2016-0233-PWS-E	CASS	6/21/2016	\$200	\$40	\$160	\$0
PWS	51687	City of Lampasas	2016-0008-PWS-E	LAMPASAS	6/21/2016	\$370	\$74	\$296	\$0
PWS	51316	City of Royse City	2015-1463-PWS-E	ROCKWALL	6/21/2016	\$300	\$60	\$240	\$0
PWS	51715	City Of Edgewood	2016-0043-PWS-E	VAN ZANDT	6/21/2016	\$639	\$127	\$512	\$0
PWS	51544	City of Mart	2015-1709-PWS-E	MCLENNAN	6/21/2016	\$2,322	\$464	\$1,858	\$0
PWS	51434	Jackson Water Supply Corporation	2015-1592-PWS-E	SMITH	6/21/2016	\$612	\$122	\$490	\$0
PWS	51739	One Stop Restoration LLC	2016-0060-PWS-E	DEWITT	6/21/2016	\$500	\$100	\$400	\$0
PWS	51404	DOUGLAS, EDDIE	2015-1551-PWS-E	LUBBOCK	6/27/2016	\$2,202	\$0	\$2,202	\$0
PWS	51559	Shin-Etsu Silicones of America, Inc.	2015-1726-PWS-E	BRAZORIA	6/27/2016	\$243	\$0	\$243	\$0
PWS	51252	Randall & Spencer, LLC	2015-1383-PWS-E	JACK	6/27/2016	\$550	\$0	\$550	\$0
PWS	51487	City of Adrian	2015-1647-PWS-E	OLDHAM	6/27/2016	\$697	\$0	\$697	\$0
PWS	50465	OXFORD, JAMES L	2015-0666-PWS-E	BEE	6/27/2016	\$794	\$0	\$794	\$0
PWS	51464	Orange County Water Control and Improvement District No. 1	2015-1621-PWS-E	ORANGE	6/27/2016	\$1,380	\$0	\$1,380	\$0
PWS	51250	City of Overton	2015-1384-PWS-E	RUSK	7/12/2016	\$354	\$70	\$284	\$0
PWS	51840	3-D Mobile Home and RV Park, Inc.	2016-0180-PWS-E	GRAYSON	7/12/2016	\$1,690	\$338	\$1,352	\$0
PWS	51850	Libert-Looneyville Water Supply Corporation	2016-0182-PWS-E	NACOGDOCHES	7/12/2016	\$230	\$46	\$184	\$0
PWS	51880	Aqua Utilities, Inc.	2016-0215-PWS-E	BRAZORIA	7/12/2016	\$1,084	\$216	\$868	\$0
PWS	51566	Rolling Hills Water Service, Inc.	2015-1746-PWS-E	HOOD	7/12/2016	\$524	\$104	\$420	\$0
PWS	51817	Utilities Investment Company, Inc.	2016-0150-PWS-E	WALKER	7/12/2016	\$526	\$105	\$421	\$0
PWS	51573	Lakeshore Utility Company	2015-1744-PWS-E	HENDERSON	7/12/2016	\$138	\$27	\$111	\$0
PWS	51574	Walnut Grove Wsc	2015-1743-PWS-E	SMITH	7/13/2016	\$1,150	\$0	\$1,150	\$0
PWS	50531	Blueberry Hills Water Works, L.L.C.	2015-0736-PWS-E	BEE	7/13/2016	\$345	\$0	\$345	\$0
PWS	47747	City of Kenedy	2015-1515-PWS-E	KARNES	7/13/2016	\$18,758	\$0	\$18,758	\$0
PWS	51185	City of Three Rivers	2015-1320-MLM-E	LIVE OAK	7/13/2016	\$8,987	\$1,796	\$7,191	\$0
PWS	51604	Fayette Water Supply Corporation	2015-1781-PWS-E	FAYETTE	7/13/2016	\$345	\$0	\$345	\$0
PWS	51308	Military Highway Water Supply Corporation	2015-1452-PWS-E	CAMERON	7/13/2016	\$417	\$417	\$0	\$0

## Singles Programs

## Appendix 9: List of Administrative Orders Issued - FY2016

Date Range Selected : 09/01/2015 - 8/31/2016

PGM	Case No.	Respondent Name	Docket#	County	Order Date	Penalty Assessed	Penalty Deferred	Payable Amount	SEP Offset
PWS	51511	STEED, GARY *	2015-1679-PWS-E	ECTOR	7/13/2016	\$1,793	\$0	\$1,793	\$0
PWS	51727	The Consolidated Water Supply Corporation	2016-0050-PWS-E	HOUSTON	7/13/2016	\$345	\$345	\$0	\$0
PWS	50614	Ranger Utility Company	2015-0820-PWS-E	HARRIS	7/19/2016	\$659	\$0	\$659	\$0
PWS	51927	MF & JR Investments, LLC	2016-0254-PWS-E	PARKER	7/19/2016	\$518	\$103	\$415	\$0
PWS	51038	Darrell Hall	2015-1155-PWS-E	GRIMES	7/19/2016	\$890	\$0	\$890	\$0
PWS	51650	City of Clyde	2015-1805-PWS-E	CALLAHAN	7/19/2016	\$690	\$138	\$552	\$0
PWS	51903	David Roesler	2016-0397-WOC-E	GRAYSON	7/19/2016	\$175	\$0	\$175	\$0
PWS	51783	Patton Village Water Co., Inc.	2016-0119-PWS-E	MONTGOMERY	8/2/2016	\$381	\$76	\$305	\$0
PWS	51332	EAST HOUSTON UTILITIES, INC.	2015-1477-PWS-E	HARRIS	8/2/2016	\$1,287	\$257	\$1,030	\$0
PWS	51806	City of Rhome	2016-0137-PWS-E	WISE	8/2/2016	\$690	\$138	\$552	\$0
PWS	52090	Aqua Utilities, Inc.	2016-0445-PWS-E	WILLIAMSON	8/2/2016	\$157	\$31	\$126	\$0
PWS	52433	GOMEZ, ERNEST E	2016-0843-WOC-E	LYNN	8/2/2016	\$175	\$0	\$175	\$0
PWS	51922	City of Baird	2016-0258-PWS-E	CALLAHAN	8/2/2016	\$690	\$138	\$552	\$0
PWS	52532	SCOTT, JAMES T	2016-0906-WOC-E	LUBBOCK	8/2/2016	\$175	\$0	\$175	\$0
PWS	51838	BEACH AND TENNIS CLUB, INC.	2016-0178-PWS-E	DENTON	8/2/2016	\$400	\$80	\$320	\$0
PWS	51863	GLOVER, JACK *	2016-0197-PWS-E	HUTCHINSON	8/2/2016	\$50	\$10	\$40	\$0
PWS	51816	Maxim Production Co., Inc.	2016-0146-PWS-E	WHARTON	8/2/2016	\$251	\$50	\$201	\$0
PWS	52043	GALVAN, JOSEPH	2016-0798-WOC-E	NOLAN	8/2/2016	\$175	\$0	\$175	\$0
PWS	51281	ALKEK, WARREN	2015-1419-PWS-E	VICTORIA	8/2/2016	\$640	\$128	\$512	\$0
PWS	51432	Maria Medeles *	2015-1581-PWS-E	HARRIS	8/2/2016	\$930	\$186	\$744	\$0
PWS	52044	PINKSTON, JAY R RS	2016-0797-WOC-E	DENTON	8/2/2016	\$175	\$0	\$175	\$0
PWS	51575	ERA Water Supply Corporation	2015-1742-PWS-E	COOKE	8/2/2016	\$571	\$114	\$457	\$0
PWS	50284	Lakeshore Utility Company	2015-0449-PWS-E	HENDERSON	8/9/2016	\$804	\$0	\$804	\$0
PWS	51844	Monarch Utilities I L.P.	2016-0183-PWS-E	HENDERSON	8/9/2016	\$351	\$0	\$351	\$0
PWS	51456	Ira Water Supply Corporation	2015-1611-PWS-E	SCURRY	8/9/2016	\$562	\$0	\$562	\$0
PWS	51486	City Of Opdyke West	2015-1646-PWS-E	HOCKLEY	8/9/2016	\$685	\$0	\$685	\$0
PWS	51570	SHARAFI, SHAWN *	2015-1749-PWS-E	HARRIS	8/9/2016	\$466	\$0	\$466	\$0
PWS	51714	Red River Authority of Texas	2016-0044-PWS-E	FOARD	8/9/2016	\$157	\$0	\$157	\$0
PWS	51398	WTG Fuels, Inc.	2015-1542-PWS-E	MIDLAND	8/9/2016	\$1,163	\$0	\$1,163	\$0
PWS	51068	VLASEK, WILLIAM E	2015-1187-PWS-E	KERR	8/9/2016	\$467	\$0	\$467	\$0
PWS	51884	City of La Feria	2016-0212-PWS-E	CAMERON	8/9/2016	\$732	\$0	\$732	\$0
PWS	50858	Lakeshore Utility Company	2015-1120-PWS-E	SMITH	8/9/2016	\$984	\$0	\$984	\$0
PWS	51530	Silverlake Church	2015-1698-PWS-E	BRAZORIA	8/9/2016	\$1,415	\$0	\$1,415	\$0
PWS	38363	City of Carl's Corner	2015-1283-PWS-E	HILL	8/9/2016	\$16,345	\$0	\$16,345	\$0
PWS	50782	BLS RE1, LLC	2015-1007-PWS-E	MIDLAND	8/9/2016	\$2,247	\$0	\$2,247	\$0
PWS	52195	City of Woodville	2016-0563-PWS-E	TYLER	8/16/2016	\$1,289	\$257	\$1,032	\$0
PWS	51878	Hal S. Zaltsberg	2016-0214-PWS-E	PARKER	8/16/2016	\$110	\$22	\$88	\$0
PWS	51926	City of Rose City	2016-0255-PWS-E	ORANGE	8/16/2016	\$310	\$62	\$248	\$0

## Singles Programs

## Appendix 9: List of Administrative Orders Issued - FY2016

Date Range Selected : 09/01/2015 - 8/31/2016

PGM	Case No.	Respondent Name	Docket#	County	Order Date	Penalty Assessed	Penalty Deferred	Payable Amount	SEP Offset
PWS	51839	Karen Duncan *	2016-0176-PWS-E	LUBBOCK	8/16/2016	\$429	\$85	\$344	\$0
PWS	51826	WKND CORPORATION	2016-0172-PWS-E	HARRIS	8/16/2016	\$662	\$132	\$530	\$0
PWS	52096	Twin Lakes Club, Inc.	2016-0452-PWS-E	BRAZORIA	8/16/2016	\$125	\$25	\$100	\$0
PWS	52594	ROCHA, ANDREW B	2016-0982-WOC-E	EL PASO	8/16/2016	\$175	\$0	\$175	\$0
PWS	51818	Sportsman's World Municipal Utility District	2016-0149-PWS-E	PALO PINTO	8/24/2016	\$366	\$0	\$366	\$0
PWS	51868	City of Raymondville	2016-0202-PWS-E	WILLACY	8/24/2016	\$690	\$0	\$690	\$0
PWS	51774	City of Center	2016-0107-PWS-E	SHELBY	8/24/2016	\$1,215	\$0	\$1,215	\$0
PWS	51837	Aqua Utilities, Inc.	2016-0179-PWS-E	BRAZORIA	8/24/2016	\$684	\$0	\$684	\$0
PWS	51827	Llano West Mobile Home Park & Golf Course, Ltd.	2016-0171-PWS-E	HIDALGO	8/24/2016	\$172	\$172	\$0	\$0
PWS	51628	MOWLES, KENNETH	2015-1804-PWS-E	ARANSAS	8/24/2016	\$2,025	\$0	\$2,025	\$0
PWS	51781	Jim Wells County Fresh Water Supply District 1	2016-0110-PWS-E	*MULTIPLE	8/24/2016	\$183	\$183	\$0	\$0
PWS	51674	Whispering Oaks Water Coop	2015-1846-PWS-E	HUNT	8/24/2016	\$910	\$0	\$910	\$0
PWS	51705	Lamesa Enterprises, Inc.	2016-0023-PWS-E	MIDLAND	8/24/2016	\$660	\$660	\$0	\$0
PWS	50008	Edwin L. Carlisle	2015-0165-PWS-E	WISE	8/24/2016	\$946	\$0	\$946	\$0
PWS	47379	SIGNOR Logistics, LP	2016-0095-PWS-E	DIMMIT	8/24/2016	\$2,655	\$0	\$2,655	\$0
PWS	41933	Sahil Management Ltd.	2015-0723-PWS-E	BEXAR	8/24/2016	\$3,841	\$0	\$3,841	\$0
PWS	51598	City of Skellytown	2015-1769-PWS-E	CARSON	8/24/2016	\$907	\$0	\$907	\$0
PWS	51018	BATEMAN, DOUGLAS A	2015-1137-PWS-E	BRAZORIA	8/24/2016	\$1,375	\$0	\$1,375	\$0
PWS	51537	Beach RV Partnership, Ltd.	2015-1713-PWS-E	LLANO	8/24/2016	\$990	\$990	\$0	\$0
PWS	51879	Somervell County Water District	2016-0213-PWS-E	SOMERVELL	8/24/2016	\$187	\$0	\$187	\$0
PWS	52001	Harris County Water Control and Improvement District 21	2016-0352-PWS-E	HARRIS	8/30/2016	\$330	\$66	\$264	\$0
PWS	52299	Hallsville Investments, L.L.C. *	2016-0688-PWS-E	HARRISON	8/30/2016	\$50	\$10	\$40	\$0
PWS	51820	City of Jacksonville	2016-0147-PWS-E	CHEROKEE	8/30/2016	\$690	\$138	\$552	\$0
<b>Subtotal for PWS : 327</b>						<b>\$363,991</b>	<b>\$44,230</b>	<b>\$313,074</b>	<b>\$6,687</b>
RADM	50333	Waste Control Specialists LLC	2015-0514-RAW-E	ANDREWS	12/17/2015	\$8,550	\$1,710	\$6,840	\$0
<b>Subtotal for RADMAT : 1</b>						<b>\$8,550</b>	<b>\$1,710</b>	<b>\$6,840</b>	<b>\$0</b>
WATEI	49981	MD America Energy, LLC	2015-0134-WR-E	BRAZOS	9/26/2015	\$750	\$150	\$600	\$0
WATEI	50621	La Grange Concrete & Aggregates Partnership, LTD.	2015-0823-WR-E	FAYETTE	10/24/2015	\$1,044	\$208	\$836	\$0
WATEI	50255	Brookshire Farms, LLC	2015-0424-WR-E	WALLER	10/28/2015	\$1,000	\$0	\$1,000	\$0
WATEI	50151	Multisources, LTD	2015-0315-WR-E	COLORADO	1/28/2016	\$1,500	\$0	\$1,500	\$0
WATEI	51581	James Construction Group, L.L.C.	2015-1759-WR-E	BRAZOS	3/15/2016	\$875	\$0	\$875	\$0
<b>Subtotal for WATERIGHT : 5</b>						<b>\$5,169</b>	<b>\$358</b>	<b>\$4,811</b>	<b>\$0</b>
WQ	49361	Sal Construction Management, LLC	2014-1382-WQ-E	KARNES	9/12/2015	\$1,938	\$0	\$1,938	\$0
WQ	47475	City of Hearne	2013-1582-MWD-E	ROBERTSON	9/15/2015	\$40,500	\$8,100	\$0	\$32,400
WQ	48316	Northwest Harris County Municipal Utility District 22 *	2014-0281-MWD-E	HARRIS	9/20/2015	\$68,250	\$13,650	\$0	\$54,600
WQ	48696	Eastwood Hills Mobile Home Park Limited Partnership	2014-0700-MWD-E	MONTGOMERY	9/20/2015	\$8,975	\$1,795	\$7,180	\$0
WQ	48125	Espinoza Stone, Inc.	2014-0075-MLM-E	WILLIAMSON	9/20/2015	\$22,600	\$4,519	\$18,081	\$0
WQ	50784	POWELL, JIM M	2015-1006-WOC-E	FREESTONE	9/21/2015	\$175	\$0	\$175	\$0

Date Range Selected : 09/01/2015 - 8/31/2016

PGM	Case No.	Respondent Name	Docket#	County	Order Date	Penalty Assessed	Penalty Deferred	Payable Amount	SEP Offset
WQ	50167	FLETCHER, DONALD S	2015-0331-WQ-E	ERATH	9/26/2015	\$1,650	\$330	\$1,320	\$0
WQ	50542	Nano Star Solutions LLC	2015-0738-OSS-E	REAGAN	9/26/2015	\$225	\$45	\$180	\$0
WQ	50586	RGI MATERIALS, INC.	2015-0790-WQ-E	MONTGOMERY	9/26/2015	\$938	\$187	\$751	\$0
WQ	50129	Metroplex Sand & Gravel, Ltd.	2015-0285-WQ-E	TARRANT	9/26/2015	\$5,000	\$1,000	\$2,000	\$2,000
WQ	50625	Trailcrest Office, LLC	2015-0835-EAQ-E	BEXAR	9/26/2015	\$1,875	\$375	\$1,500	\$0
WQ	50506	Hill Country Camp	2015-0704-MWD-E	KERR	9/26/2015	\$4,500	\$900	\$3,600	\$0
WQ	50205	City of Merkel	2015-0377-MWD-E	TAYLOR	9/26/2015	\$2,885	\$577	\$2,308	\$0
WQ	50340	CSA Materials, Inc.	2015-0524-WQ-E	TOM GREEN	9/26/2015	\$5,000	\$1,000	\$4,000	\$0
WQ	50507	ALL VALLEY U PULL IT, LLC	2015-0703-WQ-E	HIDALGO	9/26/2015	\$938	\$187	\$751	\$0
WQ	49776	Jasper County Wcid 1	2014-1823-MWD-E	JASPER	10/1/2015	\$21,300	\$0	\$21,300	\$0
WQ	46367	NATIVIDAD HERNANDEZ DBA BAYER ROAD SALVAGE YARD	2014-1210-WQ-E	VICTORIA	10/1/2015	\$15,500	\$0	\$15,500	\$0
WQ	48854	City of Centerville	2014-0864-MWD-E	LEON	10/1/2015	\$41,662	\$8,332	\$33,330	\$0
WQ	49924	HELMS, TONDA JOLANE	2015-0066-MWD-E	SMITH	10/1/2015	\$16,500	\$3,300	\$13,200	\$0
WQ	50753	Continental Quarries, INC.	2015-0969-WQ-E	JONES	10/6/2015	\$5,000	\$1,000	\$4,000	\$0
WQ	51030	REYNA, RUDY	2015-1145-WOC-E	FALLS	10/6/2015	\$175	\$0	\$175	\$0
WQ	46141	Jereco Recycled Materials, LP	2013-0254-WQ-E	TARRANT	10/6/2015	\$4,125	\$825	\$3,300	\$0
WQ	50549	Spring Cypress Water Supply Corporation	2015-0763-MWD-E	HARRIS	10/11/2015	\$4,500	\$900	\$3,600	\$0
WQ	50199	City of Sunray	2015-0365-MWD-E	MOORE	10/11/2015	\$3,550	\$710	\$2,840	\$0
WQ	50275	Talisman Cf Retail Partners, Ltd.	2015-0444-EAQ-E	WILLIAMSON	10/11/2015	\$2,063	\$412	\$1,651	\$0
WQ	50033	City of Kirbyville	2015-0190-MWD-E	JASPER	10/11/2015	\$3,000	\$600	\$2,400	\$0
WQ	50369	City of Wortham	2015-0558-MWD-E	FREESTONE	10/11/2015	\$2,550	\$510	\$2,040	\$0
WQ	50276	BUL - 1604, Ltd.	2015-0443-EAQ-E	BEXAR	10/11/2015	\$5,626	\$1,125	\$4,501	\$0
WQ	50629	Gospel for Asia, Inc.	2015-0834-MWD-E	KAUFMAN	10/11/2015	\$1,562	\$312	\$1,250	\$0
WQ	50206	Iskander Properties, L.L.C.	2015-0376-EAQ-E	BEXAR	10/11/2015	\$3,126	\$625	\$2,501	\$0
WQ	50243	7-Eleven, Inc.	2015-0452-EAQ-E	BEXAR	10/11/2015	\$3,375	\$675	\$1,350	\$1,350
WQ	48971	E & A Materials, Inc.	2014-0987-WQ-E	WILBARGER	10/12/2015	\$5,000	\$0	\$5,000	\$0
WQ	50349	Brazos Electric Power Cooperative, Inc.	2015-0532-IWD-E	PALO PINTO	10/17/2015	\$8,125	\$1,625	\$0	\$6,500
WQ	49502	Westwood Water Supply Corporation	2014-1539-MWD-E	JASPER	10/17/2015	\$8,438	\$1,687	\$6,751	\$0
WQ	50777	Fieldstone Inc.	2015-1173-WQ-E	CORYELL	10/19/2015	\$875	\$0	\$875	\$0
WQ	51056	Triple B Services LLP	2015-1171-WQ-E	HARRIS	10/19/2015	\$875	\$0	\$875	\$0
WQ	50758	Anytime Septic Solutions LLC	2015-0980-SLG-E	LIBERTY	10/19/2015	\$1,573	\$314	\$1,259	\$0
WQ	51116	Duininck, Inc.	2015-1239-WQ-E	LUBBOCK	10/19/2015	\$875	\$0	\$875	\$0
WQ	51062	James A. Williams Family Partnership	2015-1182-WQ-E	GREGG	10/19/2015	\$875	\$0	\$875	\$0
WQ	50630	City of Round Rock	2015-0836-EAQ-E	WILLIAMSON	10/24/2015	\$2,500	\$500	\$2,000	\$0
WQ	50645	Fort Bend County MUD 25	2015-0855-MWD-E	FORT BEND	10/24/2015	\$3,937	\$787	\$3,150	\$0
WQ	50555	United States Gypsum Company	2015-0756-WQ-E	NOLAN	11/3/2015	\$5,000	\$1,000	\$2,000	\$2,000
WQ	49968	Town of Millers Cove	2015-0111-MWD-E	TITUS	11/3/2015	\$3,250	\$3,250	\$0	\$0

## Singles Programs

## Appendix 9: List of Administrative Orders Issued - FY2016

Date Range Selected : 09/01/2015 - 8/31/2016

PGM	Case No.	Respondent Name	Docket#	County	Order Date	Penalty Assessed	Penalty Deferred	Payable Amount	SEP Offset
WQ	50371	Newton Bulverde Road, Ltd	2015-0620-EAQ-E	BEXAR	11/3/2015	\$4,688	\$937	\$3,751	\$0
WQ	51130	SHIRLEY, DANIEL M	2015-1256-WOC-E	LEON	11/3/2015	\$175	\$0	\$175	\$0
WQ	50691	Dana Pendergraft D.B.A. 3P Stone	2015-0913-WQ-E	HASKELL	11/3/2015	\$5,000	\$1,000	\$4,000	\$0
WQ	51209	CAMPOS, ANGEL	2015-1315-WOC-E	DEWITT	11/3/2015	\$175	\$0	\$175	\$0
WQ	50599	Northside Isd	2015-0796-MWD-E	BEXAR	11/8/2015	\$3,375	\$675	\$2,700	\$0
WQ	50550	Cibolo Creek Municipal Authority *	2015-0747-MWD-E	BEXAR	11/8/2015	\$4,725	\$945	\$3,780	\$0
WQ	50229	Pulte Homes of Texas, L.P.	2015-0396-EAQ-E	BEXAR	11/8/2015	\$7,063	\$1,412	\$5,651	\$0
WQ	50231	CW-MHP LTD	2015-0403-MWD-E	HARRIS	11/8/2015	\$4,312	\$862	\$3,450	\$0
WQ	50595	Discovery Spring Trails, LLC	2015-0811-WQ-E	MONTGOMERY	11/8/2015	\$938	\$187	\$751	\$0
WQ	50635	HARTZOG, WILLIAM EMMETT JR	2015-0856-MWD-E	HARRIS	11/8/2015	\$3,000	\$600	\$2,400	\$0
WQ	50246	City of Reno	2015-0414-WQ-E	PARKER	11/8/2015	\$3,375	\$675	\$2,700	\$0
WQ	49699	U. S. Land Corp.	2014-1750-MWD-E	MONTGOMERY	11/10/2015	\$26,000	\$0	\$26,000	\$0
WQ	48846	Wpl Investments Iii, L.L.C.	2014-0848-WQ-E	HARDIN	11/10/2015	\$2,625	\$0	\$2,625	\$0
WQ	50102	Zachry-Odebrecht Parkway Builders	2015-0260-WQ-E	*MULTIPLE	11/16/2015	\$8,626	\$1,725	\$3,451	\$3,450
WQ	49938	City of Grapevine	2015-0105-WQ-E	TARRANT	11/16/2015	\$8,750	\$0	\$8,750	\$0
WQ	50194	Top-Way Materials, LLC	2015-0353-WQ-E	WISE	11/16/2015	\$10,000	\$2,000	\$8,000	\$0
WQ	48770	City of Runge	2014-0775-MWD-E	KARNES	11/16/2015	\$27,500	\$5,500	\$22,000	\$0
WQ	50687	EIS CONSTRUCTION, INC.	2015-0914-WQ-E	KAUFMAN	11/17/2015	\$3,375	\$675	\$2,700	\$0
WQ	50761	City of Bandera	2015-0985-MWD-E	BANDERA	11/17/2015	\$4,687	\$937	\$3,750	\$0
WQ	50732	Diamond P Aggregates Ltd.	2015-0953-WQ-E	BROWN	11/17/2015	\$5,000	\$1,000	\$4,000	\$0
WQ	50738	Geviga, LLC	2015-0957-EAQ-E	BEXAR	11/17/2015	\$1,250	\$250	\$1,000	\$0
WQ	50407	Ea Engineering, Science And Technology, Inc., Pbc	2015-0631-WQ-E	GREGG	11/17/2015	\$938	\$187	\$376	\$375
WQ	50594	Fort Bend County Municipal Utility District 50	2015-0804-MWD-E	FORT BEND	11/17/2015	\$3,000	\$600	\$2,400	\$0
WQ	50799	Arnold Stone, Inc.	2015-1035-WQ-E	PALO PINTO	11/17/2015	\$5,000	\$1,000	\$4,000	\$0
WQ	50676	City of Alamo	2015-0890-MWD-E	HIDALGO	11/17/2015	\$5,062	\$1,012	\$4,050	\$0
WQ	50689	City of Point Comfort	2015-0917-MWD-E	CALHOUN	11/22/2015	\$5,750	\$1,150	\$4,600	\$0
WQ	49547	Nerro Supply, LLC	2014-1602-MWD-E	CHAMBERS	11/30/2015	\$70,625	\$0	\$70,625	\$0
WQ	49964	HARTMAN, DANIEL DENNIS	2015-0191-SLG-E	MONTGOMERY	11/30/2015	\$2,750	\$0	\$2,750	\$0
WQ	50887	City of Fredericksburg	2015-1123-OSS-E	GILLESPIE	12/4/2015	\$750	\$150	\$600	\$0
WQ	50785	I-10 Stone Source, Ltd.	2015-1043-WQ-E	JONES	12/4/2015	\$5,000	\$1,000	\$4,000	\$0
WQ	51288	Cowtown Redi Mix, Inc.	2015-1471-WQ-E	TARRANT	12/4/2015	\$875	\$0	\$875	\$0
WQ	50337	City of Tatum	2015-0519-MWD-E	RUSK	12/5/2015	\$8,500	\$1,700	\$0	\$6,800
WQ	50297	McMullen County *	2015-0469-MWD-E	MCMULLEN	12/5/2015	\$10,500	\$2,100	\$8,400	\$0
WQ	49939	Whittlesey Landscape Supplies and Recycling, Inc.	2015-0175-EAQ-E	TRAVIS	12/8/2015	\$7,313	\$1,462	\$5,851	\$0
WQ	50193	TEAGUE, MIKE D	2015-0374-OSI-E	ELLIS	12/8/2015	\$188	\$37	\$151	\$0
WQ	48796	KUYKENDALL, EVVE D	2014-0930-OSS-E	IRION	12/8/2015	\$625	\$125	\$500	\$0
WQ	51007	REEDER, GARY M	2015-1128-AGR-E	PALO PINTO	12/8/2015	\$1,125	\$225	\$900	\$0
WQ	49537	P & S Perforators, Inc.	2014-1583-WQ-E	VICTORIA	12/8/2015	\$2,375	\$475	\$1,900	\$0

## Singles Programs

## Appendix 9: List of Administrative Orders Issued - FY2016

Date Range Selected : 09/01/2015 - 8/31/2016

PGM	Case No.	Respondent Name	Docket#	County	Order Date	Penalty Assessed	Penalty Deferred	Payable Amount	SEP Offset
WQ	50798	River Inn Association of Unit Owners, Inc.	2015-1034-MWD-E	KERR	12/8/2015	\$2,300	\$460	\$1,840	\$0
WQ	49235	Mirando City Water Supply Corporation	2014-1261-MWD-E	WEBB	12/10/2015	\$11,880	\$11,880	\$0	\$0
WQ	48048	Randolph Water Supply Corporation	2013-2206-MWD-E	FANNIN	12/10/2015	\$11,987	\$2,397	\$9,590	\$0
WQ	48660	Town of Mustang	2014-0688-MWD-E	NAVARRO	12/10/2015	\$19,500	\$0	\$19,500	\$0
WQ	50287	Town of Shady Shores	2015-0450-WQ-E	DENTON	12/10/2015	\$10,000	\$2,000	\$0	\$8,000
WQ	49495	Vale Building Group LLC	2014-1540-WQ-E	*MULTIPLE	12/11/2015	\$5,250	\$1,050	\$4,200	\$0
WQ	50403	Hueco Quarry, Inc.	2015-0589-WQ-E	EL PASO	12/11/2015	\$5,000	\$1,000	\$4,000	\$0
WQ	50148	HJG Trucking Company	2015-0305-WQ-E	TARRANT	12/11/2015	\$5,000	\$1,000	\$4,000	\$0
WQ	50124	SHAPIRO, RYAN	2015-0283-EAQ-E	TRAVIS	12/17/2015	\$8,750	\$1,750	\$7,000	\$0
WQ	48397	Enterprise Products Operating LLC	2014-0371-IWD-E	CHAMBERS	12/17/2015	\$8,000	\$1,600	\$3,200	\$3,200
WQ	50347	City Of Mason	2015-0529-MWD-E	MASON	12/17/2015	\$28,500	\$0	\$0	\$28,500
WQ	49455	Town of Windom	2014-1490-MWD-E	FANNIN	12/17/2015	\$13,000	\$0	\$0	\$13,000
WQ	48823	ROBINSON, ROY *	2014-1037-MLM-E	GALVESTON	12/20/2015	\$5,887	\$0	\$5,887	\$0
WQ	50792	STALCUP, TONYA	2015-1020-OSS-E	IRION	1/6/2016	\$2,362	\$472	\$1,890	\$0
WQ	51418	RISINGER, MARK JEFFREY	2015-1569-OSS-E	COCHRAN	1/6/2016	\$175	\$0	\$175	\$0
WQ	51123	Sand Land, Inc.	2015-1247-WQ-E	BRAZORIA	1/6/2016	\$5,000	\$1,000	\$4,000	\$0
WQ	51446	Magruder Homes, LP	2015-1601-WQ-E	BRAZOS	1/6/2016	\$875	\$0	\$875	\$0
WQ	50791	IN-N-OUT BURGERS	2015-1023-EAQ-E	TRAVIS	1/6/2016	\$6,563	\$1,312	\$5,251	\$0
WQ	48978	City of Rio Vista	2014-1001-MWD-E	JOHNSON	1/6/2016	\$6,375	\$1,275	\$5,100	\$0
WQ	51283	B & B Sand and Gravel, Inc.	2015-1418-WQ-E	DENTON	1/6/2016	\$5,000	\$1,000	\$4,000	\$0
WQ	50836	MARTINSVILLE INDEPENDENT SCHOOL DISTRICT	2015-1072-MWD-E	NACOGDOCHES	1/6/2016	\$4,102	\$820	\$3,282	\$0
WQ	50559	14146 IH 35 South Real Estate Company, LLC	2015-0762-MWD-E	BEXAR	1/14/2016	\$2,500	\$500	\$2,000	\$0
WQ	50415	North Orange Water & Sewer, LLC	2015-0604-MWD-E	ORANGE	1/14/2016	\$6,102	\$1,220	\$4,882	\$0
WQ	50156	ALF PROPERTIES L.L.C.	2015-0313-WQ-E	WOOD	1/21/2016	\$15,750	\$3,150	\$12,600	\$0
WQ	50076	Ranch 967, LLC	2015-0240-EAQ-E	HAYS	1/21/2016	\$25,313	\$0	\$25,313	\$0
WQ	50600	City of Kemp	2015-0800-MWD-E	KAUFMAN	1/21/2016	\$8,625	\$0	\$8,625	\$0
WQ	48548	City of Denison	2014-0532-MWD-E	GRAYSON	1/28/2016	\$13,063	\$2,612	\$10,451	\$0
WQ	50412	Aqua Texas, Inc.	2015-0598-MWD-E	MONTGOMERY	1/28/2016	\$7,812	\$1,562	\$6,250	\$0
WQ	50065	US Department of the Navy	2015-0229-MWD-E	KLEBERG	1/28/2016	\$1,814	\$0	\$1,814	\$0
WQ	50258	The Premcor Refining Group Inc.	2015-0432-IWD-E	JEFFERSON	1/28/2016	\$9,375	\$1,875	\$3,750	\$3,750
WQ	48220	Molinos Anahuac, Inc.	2014-0175-IWD-E	LUBBOCK	1/28/2016	\$29,219	\$5,843	\$23,376	\$0
WQ	50174	Mansfield Sand & Select, LLC	2015-0340-WQ-E	TARRANT	1/28/2016	\$10,000	\$2,000	\$8,000	\$0
WQ	50811	Benton City Water Supply Corporation	2015-1047-MWD-E	ATASCOSA	2/2/2016	\$2,250	\$450	\$1,800	\$0
WQ	51445	F.H.W. Enterprises, Inc.	2015-1595-WQ-E	LIBERTY	2/2/2016	\$875	\$0	\$875	\$0
WQ	50835	B & J Excavating, Inc.	2015-1063-WQ-E	ANGELINA	2/2/2016	\$5,000	\$1,000	\$4,000	\$0
WQ	51154	City Of Menard	2015-1284-MWD-E	MENARD	2/2/2016	\$3,600	\$720	\$0	\$2,880
WQ	51203	H20 Utilities, L.P.	2015-1354-WOC-E	BELL	2/2/2016	\$450	\$90	\$360	\$0
WQ	50694	Allen Loggins & Son, Inc.	2015-0911-WQ-E	NACOGDOCHES	2/2/2016	\$5,000	\$1,000	\$4,000	\$0



## Singles Programs

## Appendix 9: List of Administrative Orders Issued - FY2016

Date Range Selected : 09/01/2015 - 8/31/2016

PGM	Case No.	Respondent Name	Docket#	County	Order Date	Penalty Assessed	Penalty Deferred	Payable Amount	SEP Offset
WQ	51505	Lodgic Development LLC	2015-1668-WQ-E	SMITH	2/2/2016	\$875	\$0	\$875	\$0
WQ	51275	City of Bevil Oaks	2015-1415-MWD-E	JEFFERSON	2/2/2016	\$4,500	\$900	\$3,600	\$0
WQ	50609	Cameo Homes, Inc.	2015-0813-WQ-E	BELL	2/2/2016	\$4,659	\$931	\$3,728	\$0
WQ	51280	SOTO, DANIEL R	2015-1411-WQ-E	EL PASO	2/2/2016	\$5,000	\$1,000	\$4,000	\$0
WQ	51506	Anderson-Jenkins Signature Homes, Ltd.	2015-1672-WQ-E	COMAL	2/2/2016	\$875	\$0	\$875	\$0
WQ	51077	City of Needville	2015-1202-MWD-E	FORT BEND	2/2/2016	\$7,500	\$1,500	\$6,000	\$0
WQ	50719	R & S Stone, Inc.	2015-0936-WQ-E	HASKELL	2/2/2016	\$5,000	\$1,000	\$4,000	\$0
WQ	51015	Apache Stone Quarry, LLC	2015-1129-WQ-E	SAN SABA	2/2/2016	\$5,000	\$1,000	\$4,000	\$0
WQ	50722	Unger Texas Stone, LP	2015-0939-WQ-E	SHACKELFORD	2/2/2016	\$5,000	\$1,000	\$4,000	\$0
WQ	50882	Corpus Christi People's Baptist Church	2015-1116-MWD-E	NUECES	2/2/2016	\$2,500	\$500	\$2,000	\$0
WQ	50413	City Of Edgewood	2015-0608-MWD-E	VAN ZANDT	2/2/2016	\$6,500	\$6,500	\$0	\$0
WQ	50024	City of Baird	2015-0177-MWD-E	CALLAHAN	2/4/2016	\$28,621	\$5,724	\$22,897	\$0
WQ	49954	Martin Operating Partnership L.P.	2015-0090-IWD-E	JEFFERSON	2/4/2016	\$10,500	\$2,100	\$4,200	\$4,200
WQ	50445	Total Petrochemicals & Refining USA, Inc.	2015-0645-IWD-E	HARRIS	2/4/2016	\$37,500	\$7,500	\$15,000	\$15,000
WQ	50428	Plainview BioEnergy, LLC	2015-0624-IWD-E	HALE	2/4/2016	\$15,960	\$3,192	\$6,384	\$6,384
WQ	50409	City of Lubbock	2015-0599-MWD-E	LUBBOCK	2/4/2016	\$38,587	\$7,717	\$0	\$30,870
WQ	50475	City of Dickinson	2015-0680-WQ-E	GALVESTON	2/4/2016	\$12,375	\$2,475	\$0	\$9,900
WQ	48712	City of Crystal City	2014-0729-MWD-E	ZAVALA	2/4/2016	\$8,688	\$1,737	\$0	\$6,951
WQ	50380	Richards ISD	2015-0615-MWD-E	GRIMES	2/4/2016	\$9,489	\$1,897	\$7,592	\$0
WQ	50726	City of Bogata	2015-0952-MWD-E	RED RIVER	2/4/2016	\$9,062	\$1,812	\$7,250	\$0
WQ	50678	APAC-Texas, Inc.	2015-0896-EAQ-E	WILLIAMSON	2/4/2016	\$11,438	\$2,287	\$9,151	\$0
WQ	50663	Ranger Ready Mix, LLC	2015-0906-MLM-E	WILLIAMSON	2/4/2016	\$29,506	\$5,900	\$23,606	\$0
WQ	50346	East Texas MUD of Smith County	2015-0530-MWD-E	SMITH	2/7/2016	\$3,500	\$700	\$2,800	\$0
WQ	50593	Town of Ponder	2015-0805-MWD-E	DENTON	2/7/2016	\$6,000	\$1,200	\$4,800	\$0
WQ	50279	Stephen F. Austin State University	2015-0453-MWD-E	SAN AUGUSTINE	2/7/2016	\$2,175	\$435	\$1,740	\$0
WQ	50582	Austin Presidio Residential, LLC	2015-0798-EAQ-E	WILLIAMSON	2/11/2016	\$18,750	\$3,750	\$15,000	\$0
WQ	49498	ELLINGER MATERIALS, LLC	2014-1538-WQ-E	COLORADO	2/11/2016	\$19,500	\$3,900	\$15,600	\$0
WQ	50597	SAN FELIPE STONE, INC.	2015-0789-WQ-E	HASKELL	2/11/2016	\$10,000	\$2,000	\$8,000	\$0
WQ	48873	City of Savoy	2014-0891-MWD-E	FANNIN	2/11/2016	\$41,250	\$8,250	\$33,000	\$0
WQ	47609	Horseshoe Village Mhc, LLC.	2013-1708-MWD-E	WILLIAMSON	2/11/2016	\$8,126	\$1,625	\$6,501	\$0
WQ	49614	City of Mullin	2014-1647-MWD-E	MILLS	2/11/2016	\$4,175	\$0	\$0	\$4,175
WQ	48117	Gulf Coast Waste Disposal Authority	2014-0052-MWD-E	HARRIS	2/11/2016	\$98,764	\$0	\$0	\$98,764
WQ	48745	Tristar Aggregates 1, LLC	2014-0752-WQ-E	BEE	2/11/2016	\$8,750	\$1,750	\$7,000	\$0
WQ	50789	Mezger Enterprises, LTD.	2015-1018-WQ-E	SHACKELFORD	2/22/2016	\$5,000	\$1,000	\$4,000	\$0
WQ	51150	Crouch Sand & Gravel, Inc.	2015-1278-WQ-E	TARRANT	2/22/2016	\$5,000	\$1,000	\$4,000	\$0
WQ	51043	EMBERTON, RONNIE	2015-1164-WQ-E	SAN JACINTO	2/22/2016	\$3,188	\$637	\$2,551	\$0
WQ	51287	HPP MATERIALS, INC.	2015-1425-WQ-E	CHAMBERS	2/22/2016	\$5,000	\$1,000	\$4,000	\$0
WQ	51141	Kirby Stone Company, LLC	2015-1265-WQ-E	BELL	2/22/2016	\$5,000	\$1,000	\$4,000	\$0

## Singles Programs

## Appendix 9: List of Administrative Orders Issued - FY2016

Date Range Selected : 09/01/2015 - 8/31/2016

PGM	Case No.	Respondent Name	Docket#	County	Order Date	Penalty Assessed	Penalty Deferred	Payable Amount	SEP Offset
WQ	51215	City of Richland Springs	2015-1359-MWD-E	SAN SABA	2/22/2016	\$2,250	\$450	\$1,800	\$0
WQ	51257	Wesson Sand Company, Inc.	2015-1404-WQ-E	BRAZORIA	2/22/2016	\$5,000	\$1,000	\$4,000	\$0
WQ	50512	City of Pflugerville	2015-0770-WQ-E	TRAVIS	2/23/2016	\$5,775	\$0	\$5,775	\$0
WQ	49097	Blue Ridge West MUD	2014-1151-MWD-E	FORT BEND	2/23/2016	\$16,313	\$3,262	\$13,051	\$0
WQ	50662	McWane, Inc.	2015-0895-IWD-E	SMITH	2/23/2016	\$28,800	\$5,760	\$11,520	\$11,520
WQ	45727	City of Whiteface	2012-2596-MWD-E	COCHRAN	2/23/2016	\$25,262	\$0	\$5,112	\$20,150
WQ	47257	City of the Colony	2013-1363-MWD-E	DENTON	2/23/2016	\$39,750	\$7,950	\$0	\$31,800
WQ	49951	City of Yantis	2015-0100-MWD-E	WOOD	2/27/2016	\$27,550	\$5,510	\$22,040	\$0
WQ	49393	North Texas Municipal Water District	2014-1440-WQ-E	*MULTIPLE	2/27/2016	\$15,000	\$0	\$0	\$15,000
WQ	49008	City of Amherst	2014-1058-MWD-E	LAMB	2/27/2016	\$15,939	\$3,187	\$0	\$12,752
WQ	49124	Aqua Texas, Inc.	2014-1143-MWD-E	*MULTIPLE	2/27/2016	\$14,875	\$2,975	\$11,900	\$0
WQ	49691	MCGUIRE, ALAN	2014-1752-OSI-E	IRION	2/28/2016	\$1,317	\$263	\$1,054	\$0
WQ	49461	Quarters, LLC	2014-1498-MWD-E	HARRIS	3/4/2016	\$34,675	\$6,935	\$27,740	\$0
WQ	50669	Town of Hickory Creek	2015-0889-WQ-E	DENTON	3/4/2016	\$7,700	\$1,540	\$0	\$6,160
WQ	51242	City of Lewisville	2015-1371-WQ-E	DENTON	3/4/2016	\$7,500	\$0	\$7,500	\$0
WQ	50767	City of Gladewater	2015-0992-MWD-E	GREGG	3/4/2016	\$28,575	\$5,715	\$0	\$22,860
WQ	49428	BC Humble Enterprises, LLC	2014-1464-MWD-E	HARRIS	3/4/2016	\$17,916	\$3,583	\$14,333	\$0
WQ	50021	Harris County Municipal Utility District 150	2015-0172-MWD-E	HARRIS	3/4/2016	\$12,375	\$2,475	\$0	\$9,900
WQ	50827	SMITH, WILLIAM DONALD	2015-1061-MWD-E	HARRIS	3/4/2016	\$9,375	\$0	\$9,375	\$0
WQ	48755	Mahesh Investments - Lake Fork, L.L.C.	2014-0792-MWD-E	*MULTIPLE	3/4/2016	\$13,000	\$9,400	\$3,600	\$0
WQ	50830	City of Bay City	2015-1073-MWD-E	MATAGORDA	3/4/2016	\$5,625	\$0	\$5,625	\$0
WQ	50843	ADRIAN LIZALDE	2015-1077-WQ-E	MONTGOMERY	3/4/2016	\$8,751	\$1,750	\$7,001	\$0
WQ	50551	City of Socorro	2015-0746-WQ-E	EL PASO	3/10/2016	\$14,250	\$2,850	\$11,400	\$0
WQ	51305	HORIZONTAL WESTINGHOUSE INVESTORS, LLC	2015-1446-EAQ-E	WILLIAMSON	3/15/2016	\$3,375	\$675	\$2,700	\$0
WQ	51364	Killeen Majestic Homes, Inc.	2015-1534-WQ-E	BELL	3/15/2016	\$2,250	\$450	\$1,800	\$0
WQ	51694	City of Fort Worth	2016-0015-WQ-E	TARRANT	3/15/2016	\$875	\$0	\$875	\$0
WQ	51645	Underwood Construction, L.P.	2015-1809-WQ-E	JACK	3/15/2016	\$875	\$0	\$875	\$0
WQ	51707	Bell County Water Control & Improvement District 1	2016-0033-WQ-E	BELL	3/15/2016	\$875	\$0	\$875	\$0
WQ	51713	Scadden Real Estate Alternatives, L.L.C.	2016-0046-WQ-E	HARRISON	3/15/2016	\$875	\$0	\$875	\$0
WQ	50639	City of Hondo	2015-0857-MLM-E	MEDINA	3/15/2016	\$6,750	\$1,350	\$5,400	\$0
WQ	51317	Soil Express, LTD.	2015-1472-WQ-E	PARKER	3/15/2016	\$1,876	\$375	\$1,501	\$0
WQ	51419	Texas Crushed Stone Company	2015-1571-WQ-E	WILLIAMSON	3/15/2016	\$5,000	\$1,000	\$4,000	\$0
WQ	50025	Sport Harbour LLC	2015-0179-MWD-E	MONTGOMERY	3/21/2016	\$4,013	\$802	\$3,211	\$0
WQ	50131	Nerro Supply, LLC	2015-0286-IWD-E	HARRIS	3/22/2016	\$5,625	\$1,125	\$4,500	\$0
WQ	51725	J&T LEGEND HOMES ABILENE, LLC	2016-0054-WQ-E	TAYLOR	3/22/2016	\$875	\$0	\$875	\$0
WQ	49972	City of Dumas	2015-0115-MWD-E	MOORE	3/22/2016	\$3,562	\$712	\$2,850	\$0
WQ	51284	City of Willis	2015-1421-MWD-E	MONTGOMERY	3/22/2016	\$1,500	\$300	\$1,200	\$0
WQ	49936	City of Pearsall	2015-0130-MWD-E	FRIO	3/28/2016	\$2,863	\$572	\$2,291	\$0

Date Range Selected : 09/01/2015 - 8/31/2016

PGM	Case No.	Respondent Name	Docket#	County	Order Date	Penalty Assessed	Penalty Deferred	Payable Amount	SEP Offset
WQ	50401	Thurman Transportation, Inc.	2015-0590-WQ-E	JOHNSON	3/29/2016	\$5,000	\$0	\$5,000	\$0
WQ	50250	Texas Military Forces	2015-0420-MWD-E	LAMAR	3/29/2016	\$741	\$0	\$741	\$0
WQ	49491	Rainbow Landscape Materials, LLC	2014-1523-WQ-E	SOMERVELL	3/29/2016	\$6,687	\$0	\$6,687	\$0
WQ	49026	Clear Lake City Water Authority	2014-1035-MWD-E	HARRIS	4/8/2016	\$13,725	\$2,745	\$10,980	\$0
WQ	51389	City of Lacy Lakeview	2015-1533-WQ-E	MCLENNAN	4/8/2016	\$20,000	\$4,000	\$16,000	\$0
WQ	50391	City of San Benito	2015-0597-MWD-E	CAMERON	4/8/2016	\$27,600	\$5,520	\$22,080	\$0
WQ	50434	City of Commerce	2015-0626-MWD-E	HUNT	4/8/2016	\$38,700	\$7,740	\$0	\$30,960
WQ	46201	Vaithi Development, Inc.	2013-0314-MWD-E	HARRIS	4/8/2016	\$44,973	\$41,373	\$3,600	\$0
WQ	50721	City of Raymondville	2015-0942-MWD-E	WILLACY	4/8/2016	\$32,625	\$6,525	\$0	\$26,100
WQ	49944	City of Hackberry	2015-0099-MWD-E	DENTON	4/8/2016	\$19,425	\$0	\$19,425	\$0
WQ	50881	City of Pharr	2015-1115-MWD-E	HIDALGO	4/8/2016	\$27,625	\$0	\$0	\$27,625
WQ	49708	City of Edna	2014-1759-MWD-E	JACKSON	4/15/2016	\$134,002	\$0	\$0	\$134,002
WQ	50717	City of Italy	2015-0944-MWD-E	ELLIS	4/19/2016	\$3,850	\$770	\$3,080	\$0
WQ	51883	Troy Vines, Incorporated	2016-0221-WQ-E	HOWARD	4/19/2016	\$875	\$0	\$875	\$0
WQ	51848	NuStar Logistics, L.P.	2016-0188-WQ-E	NUECES	4/19/2016	\$875	\$0	\$875	\$0
WQ	51882	Conatser Construction Tx, LP	2016-0222-WQ-E	HOOD	4/19/2016	\$875	\$0	\$875	\$0
WQ	51908	Edanbra Development, L.C.	2016-0244-WQ-E	BELL	4/19/2016	\$875	\$0	\$875	\$0
WQ	51788	Car-Ron Construction, Inc.	2016-0117-WQ-E	TAYLOR	4/19/2016	\$875	\$0	\$875	\$0
WQ	51532	Plum Aggregate Operating Company, LLC	2015-1696-WQ-E	FAYETTE	4/26/2016	\$5,000	\$1,000	\$4,000	\$0
WQ	51408	Fort Worth Excavating, Inc.	2015-1554-WQ-E	TARRANT	4/26/2016	\$5,000	\$1,000	\$4,000	\$0
WQ	51946	Ray French Land Company, Ltd.	2016-0285-WQ-E	PARKER	4/26/2016	\$875	\$0	\$875	\$0
WQ	50730	R. J. Smelley Company, Inc.	2015-0947-WQ-E	PARKER	4/26/2016	\$5,000	\$1,000	\$4,000	\$0
WQ	49305	FARQUHAR, FROSTY R *	2014-1341-MLM-E	LLANO	4/28/2016	\$13,750	\$0	\$13,750	\$0
WQ	50774	Cobra Stone, Inc	2015-1029-MLM-E	WILLIAMSON	4/28/2016	\$12,188	\$2,437	\$9,751	\$0
WQ	51276	City of Dalworthington Gardens	2015-1413-WQ-E	TARRANT	4/28/2016	\$18,750	\$3,750	\$15,000	\$0
WQ	49817	Texas Health Presbyterian Hospital Dallas	2014-1896-WQ-E	DALLAS	5/5/2016	\$7,500	\$0	\$7,500	\$0
WQ	49526	City of Wilmer	2014-1572-WQ-E	DALLAS	5/5/2016	\$6,564	\$0	\$0	\$6,564
WQ	51708	KOSTER, DEBORAH MICHELLE *	2016-0034-AGR-E	COMANCHE	5/17/2016	\$1,130	\$226	\$904	\$0
WQ	51262	City of Rollingwood	2015-1397-WQ-E	TRAVIS	5/17/2016	\$200	\$40	\$160	\$0
WQ	52027	J. B. HOMES, INC.	2016-0392-WQ-E	PARKER	5/17/2016	\$875	\$0	\$875	\$0
WQ	51679	Landmark Residential Development, Ltd.	2015-1850-WQ-E	VICTORIA	5/17/2016	\$1,000	\$200	\$800	\$0
WQ	50741	South Central Water Company	2015-0964-MWD-E	HOWARD	5/17/2016	\$4,768	\$953	\$3,815	\$0
WQ	49411	City of Sonora	2014-1438-MWD-E	SUTTON	5/18/2016	\$18,203	\$3,640	\$14,563	\$0
WQ	50713	Miramont Management Company, L.L.C.	2015-0937-WQ-E	BRAZOS	5/18/2016	\$6,105	\$0	\$6,105	\$0
WQ	50126	City of Cleburne	2015-0284-MWD-E	JOHNSON	5/18/2016	\$5,625	\$0	\$0	\$5,625
WQ	50389	Hernandez Rock, Inc.	2015-0582-WQ-E	HOOD	5/18/2016	\$8,750	\$1,750	\$7,000	\$0
WQ	50443	PHAM, BINH	2015-0660-WQ-E	HOUSTON	5/18/2016	\$8,263	\$0	\$8,263	\$0
WQ	51057	D.R. Horton - Texas, Ltd.	2015-1180-WQ-E	FORT BEND	5/18/2016	\$9,000	\$1,800	\$3,600	\$3,600

## Singles Programs

## Appendix 9: List of Administrative Orders Issued - FY2016

Date Range Selected : 09/01/2015 - 8/31/2016

PGM	Case No.	Respondent Name	Docket#	County	Order Date	Penalty Assessed	Penalty Deferred	Payable Amount	SEP Offset
WQ	50390	Earth Haulers, Inc.	2015-0583-WQ-E	PARKER	5/18/2016	\$8,750	\$1,750	\$7,000	\$0
WQ	51138	City of Nash	2015-1255-WQ-E	BOWIE	5/18/2016	\$18,750	\$3,750	\$15,000	\$0
WQ	50578	Schmidt Land Services, Inc.	2015-0784-WQ-E	ATASCOSA	5/18/2016	\$1,312	\$0	\$1,312	\$0
WQ	51143	TexRock Industries, LLC	2015-1270-WQ-E	STEPHENS	5/18/2016	\$10,000	\$2,000	\$4,000	\$4,000
WQ	51199	At the Tower RV & Boat Storage LLC	2015-1323-MLM-E	WILLIAMSON	5/18/2016	\$15,875	\$3,175	\$12,700	\$0
WQ	49920	WHITTLESEY, KENNETH PATRICK *	2015-0095-EAQ-E	WILLIAMSON	5/18/2016	\$45,900	\$9,180	\$36,720	\$0
WQ	51465	City of Robinson	2015-1620-WQ-E	MCLENNAN	5/18/2016	\$21,250	\$4,250	\$17,000	\$0
WQ	50810	City of Selma	2015-1049-WQ-E	BEXAR	5/18/2016	\$14,625	\$2,925	\$11,700	\$0
WQ	52025	COUTO HOMES INC.	2016-0394-WQ-E	PARKER	5/24/2016	\$875	\$0	\$875	\$0
WQ	51167	G&S Lakeside Leasing, LLC	2015-1295-WQ-E	RANDALL	5/24/2016	\$5,000	\$1,000	\$4,000	\$0
WQ	51092	Aqua Development, Inc.	2015-1225-MWD-E	TRAVIS	5/24/2016	\$3,501	\$700	\$2,801	\$0
WQ	51097	FLETCHER, DONALD S	2015-1226-WQ-E	ERATH	5/24/2016	\$6,700	\$1,340	\$5,360	\$0
WQ	51300	City of Haskell	2015-1443-MWD-E	HASKELL	5/24/2016	\$3,300	\$660	\$2,640	\$0
WQ	51051	BORGES, MARY FRANCIS *	2015-1208-AGR-E	ERATH	5/24/2016	\$2,250	\$450	\$1,800	\$0
WQ	51589	Vernor Material & Equipment Co., Inc.	2015-1762-WQ-E	BRAZORIA	5/24/2016	\$6,413	\$1,282	\$2,566	\$2,565
WQ	51677	Town of Anthony	2015-1847-MWD-E	EL PASO	5/24/2016	\$6,250	\$1,250	\$5,000	\$0
WQ	51644	Williamson-Travis Counties Municipal Utility District 1	2015-1796-WQ-E	WILLIAMSON	5/24/2016	\$3,375	\$675	\$2,700	\$0
WQ	49790	AMERICAN WATER OPERATIONS AND MAINTENANCE, INC.	2015-0606-WQ-E	BELL	5/25/2016	\$7,500	\$0	\$7,500	\$0
WQ	49940	City of Pasadena	2015-0087-MWD-E	HARRIS	5/25/2016	\$42,188	\$0	\$0	\$42,188
WQ	51373	Alon USA, LP	2015-1519-IWD-E	HOWARD	5/25/2016	\$45,000	\$9,000	\$36,000	\$0
WQ	51277	Enterprise Products Operating LLC	2015-1416-IWD-E	HARRIS	5/25/2016	\$12,600	\$2,520	\$5,040	\$5,040
WQ	51374	City of Ore City	2015-1524-MWD-E	UPSHUR	5/25/2016	\$17,325	\$0	\$0	\$17,325
WQ	50665	Our Lady of Atonement Catholic Church	2015-0898-EAQ-E	BEXAR	5/25/2016	\$7,813	\$1,562	\$6,251	\$0
WQ	49464	Pineywoods Baptist Encampment	2014-1501-MWD-E	TRINITY	5/25/2016	\$8,413	\$1,682	\$6,731	\$0
WQ	51786	R.J. Dairy, L.L.C.	2016-0154-AGR-E	ERATH	6/7/2016	\$1,563	\$312	\$1,251	\$0
WQ	51213	Texas Architectural Aggregate, Inc.	2015-1308-WQ-E	CULBERSON	6/7/2016	\$2,000	\$400	\$1,600	\$0
WQ	51186	Cal Farley's Boys Ranch	2015-1339-MWD-E	OLDHAM	6/7/2016	\$2,438	\$487	\$1,951	\$0
WQ	51152	City of Centerville	2015-1282-MWD-E	LEON	6/13/2016	\$7,491	\$1,498	\$5,993	\$0
WQ	52100	Megatel Homes, Inc.	2016-0450-WQ-E	KAUFMAN	6/21/2016	\$938	\$187	\$751	\$0
WQ	51678	La Joya Independent School District	2015-1848-MWD-E	HIDALGO	6/21/2016	\$5,000	\$1,000	\$4,000	\$0
WQ	51627	City of Katy	2015-1786-WQ-E	HARRIS	6/21/2016	\$813	\$162	\$651	\$0
WQ	51875	City of Childress	2016-0220-MWD-E	CHILDRESS	6/21/2016	\$3,375	\$675	\$2,700	\$0
WQ	51293	Winnie Welding Works & Construction, Inc.	2015-1426-WQ-E	CHAMBERS	6/21/2016	\$5,813	\$1,162	\$4,651	\$0
WQ	51337	City of Huntsville	2015-1482-MWD-E	WALKER	6/21/2016	\$5,812	\$1,162	\$4,650	\$0
WQ	49997	City of Presidio	2015-0141-MWD-E	PRESIDIO	6/21/2016	\$1,050	\$210	\$840	\$0
WQ	51892	Town of Woodsboro	2016-0231-MWD-E	REFUGIO	6/21/2016	\$4,875	\$975	\$3,900	\$0
WQ	50245	City of Junction	2015-0421-MWD-E	KIMBLE	6/21/2016	\$6,413	\$1,282	\$0	\$5,131

Date Range Selected : 09/01/2015 - 8/31/2016

PGM	Case No.	Respondent Name	Docket#	County	Order Date	Penalty Assessed	Penalty Deferred	Payable Amount	SEP Offset
WQ	51761	SBBQ Operations, LLC	2016-0097-WQ-E	RUSK	6/21/2016	\$4,500	\$900	\$3,600	\$0
WQ	51407	Duval County Conservation and Reclamation District	2015-1573-MWD-E	DUVAL	6/21/2016	\$7,500	\$1,500	\$6,000	\$0
WQ	51843	City of Whitewright	2016-0195-MWD-E	GRAYSON	6/21/2016	\$2,925	\$585	\$2,340	\$0
WQ	51776	Continental Homes Of Texas, L.P.	2016-0112-WQ-E	COMAL	6/21/2016	\$938	\$187	\$751	\$0
WQ	51651	Canutillo Independent School District	2015-1808-MWD-E	EL PASO	6/21/2016	\$5,000	\$1,000	\$4,000	\$0
WQ	51180	Craig's Dirt Service, L.L.C.	2015-1342-WQ-E	SMITH	6/27/2016	\$26,517	\$5,303	\$21,214	\$0
WQ	48991	ESPINOZA, JESUS	2014-1016-MLM-E	WILLIAMSON	6/27/2016	\$55,000	\$11,000	\$44,000	\$0
WQ	50557	New Ngc, Inc.	2015-0783-WQ-E	FISHER	6/27/2016	\$10,000	\$2,000	\$8,000	\$0
WQ	51443	City of Odessa	2015-1598-MWD-E	MIDLAND	6/27/2016	\$22,112	\$4,422	\$17,690	\$0
WQ	52126	Kendall County	2016-0480-WQ-E	KENDALL	7/12/2016	\$875	\$0	\$875	\$0
WQ	51529	Joy Global Longview Operations LLC	2015-1719-IWD-E	GREGG	7/12/2016	\$3,050	\$610	\$2,440	\$0
WQ	52057	New Cingular Wireless PCS, LLC	2016-0412-EAQ-E	TRAVIS	7/12/2016	\$1,875	\$375	\$1,500	\$0
WQ	51952	VANDER HORST, ALAN DALE *	2016-0297-AGR-E	ERATH	7/12/2016	\$2,438	\$487	\$1,951	\$0
WQ	51630	The High Frontier, Inc. *	2015-1812-MWD-E	JEFF DAVIS	7/12/2016	\$3,300	\$660	\$2,640	\$0
WQ	51943	PEVETO COMPANIES, LTD.	2016-0278-EAQ-E	WILLIAMSON	7/12/2016	\$3,375	\$675	\$2,700	\$0
WQ	50731	City of Dell City	2015-0956-MWD-E	HUDSPETH	7/12/2016	\$1,562	\$312	\$0	\$1,250
WQ	50826	Explorer Pipeline Company	2015-1062-IWD-E	HUNT	7/12/2016	\$3,000	\$600	\$2,400	\$0
WQ	51090	Beechwood Water Supply Corporation	2015-1213-MWD-E	SABINE	7/13/2016	\$8,562	\$1,712	\$6,850	\$0
WQ	51584	Orange County Water Control and Improvement District No. 2	2015-1801-MWD-E	ORANGE	7/13/2016	\$11,775	\$2,355	\$9,420	\$0
WQ	51548	RAMBO, LARRY	2015-1727-WQ-E	TARRANT	7/13/2016	\$10,000	\$2,000	\$8,000	\$0
WQ	51227	City of Plano	2015-1349-WQ-E	COLLIN	7/13/2016	\$20,625	\$0	\$20,625	\$0
WQ	49654	City of Henderson	2014-1718-MWD-E	RUSK	7/13/2016	\$29,625	\$0	\$29,625	\$0
WQ	51034	City of Cisco	2015-1159-MWD-E	EASTLAND	7/13/2016	\$19,975	\$0	\$0	\$19,975
WQ	51055	City of Wake Village	2015-1172-WQ-E	BOWIE	7/13/2016	\$17,500	\$3,500	\$0	\$14,000
WQ	48750	City of Hawk Cove	2014-0755-MWD-E	HUNT	7/13/2016	\$8,000	\$1,600	\$6,400	\$0
WQ	48993	City of Como	2014-1023-MWD-E	HOPKINS	7/19/2016	\$3,000	\$600	\$2,400	\$0
WQ	51896	MATTHEWS, BARRY	2016-0238-OSS-E	IRION	7/19/2016	\$262	\$52	\$210	\$0
WQ	51695	City of Krum	2016-0014-WQ-E	DENTON	7/19/2016	\$1,250	\$250	\$1,000	\$0
WQ	51990	Olmos Contracting I, LLC	2016-0340-WQ-E	BEXAR	7/19/2016	\$5,000	\$1,000	\$4,000	\$0
WQ	49113	FMC Technologies, Inc. *	2014-1152-IWD-E	HARRIS	7/19/2016	\$1,125	\$225	\$900	\$0
WQ	51410	City of China	2015-1562-MWD-E	JEFFERSON	7/19/2016	\$6,525	\$1,305	\$5,220	\$0
WQ	51763	DERIDDER, PETER WILFRIDUS	2016-0102-AGR-E	ERATH	7/19/2016	\$3,875	\$775	\$3,100	\$0
WQ	51973	Santa Rita KC, LLC	2016-0311-EAQ-E	WILLIAMSON	7/19/2016	\$5,025	\$1,005	\$4,020	\$0
WQ	49535	Blue Flamingo IV, LP	2014-1595-MWD-E	EL PASO	7/19/2016	\$1,312	\$0	\$1,312	\$0
WQ	52017	G4J Materials LLC	2016-0369-WQ-E	PARKER	7/19/2016	\$1,250	\$250	\$1,000	\$0
WQ	51703	BRGSSC, LLC	2016-0032-EAQ-E	BEXAR	8/2/2016	\$938	\$187	\$751	\$0
WQ	52169	Dril-Quip, Inc.	2016-0521-MWD-E	HARRIS	8/2/2016	\$4,125	\$825	\$3,300	\$0

## Singles Programs

## Appendix 9: List of Administrative Orders Issued - FY2016

Date Range Selected : 09/01/2015 - 8/31/2016

PGM	Case No.	Respondent Name	Docket#	County	Order Date	Penalty Assessed	Penalty Deferred	Payable Amount	SEP Offset
WQ	52434	HEAD, CHRISTOPHER NEIL	2016-0842-WOC-E	TARRANT	8/2/2016	\$175	\$0	\$175	\$0
WQ	51931	A-A-A STORAGE SHELL ROAD, LLC	2016-0274-EAQ-E	WILLIAMSON	8/2/2016	\$5,625	\$1,125	\$4,500	\$0
WQ	51978	Steamboat Shores Owners Association	2016-0320-MWD-E	RAINS	8/2/2016	\$1,250	\$250	\$1,000	\$0
WQ	52128	Sebastian Municipal Utility District	2016-0496-MWD-E	CAMERON	8/2/2016	\$6,187	\$1,237	\$4,950	\$0
WQ	51629	City of Round Rock	2015-1803-EAQ-E	WILLIAMSON	8/2/2016	\$7,500	\$0	\$7,500	\$0
WQ	52471	Atni, Inc.	2016-0848-WQ-E	LUBBOCK	8/2/2016	\$875	\$0	\$875	\$0
WQ	52088	Kelly Burt Dozer, Inc.	2016-0443-WQ-E	BRAZOS	8/2/2016	\$5,000	\$1,000	\$4,000	\$0
WQ	51949	City of Rockdale	2016-0288-WQ-E	MILAM	8/2/2016	\$3,350	\$670	\$2,680	\$0
WQ	51340	Hidalgo County	2015-1502-MWD-E	HIDALGO	8/2/2016	\$4,500	\$900	\$3,600	\$0
WQ	51346	City of Kingsville	2015-1494-MWD-E	KLEBERG	8/9/2016	\$39,375	\$7,875	\$0	\$31,500
WQ	48780	Happy Hen Egg Farms, Inc.	2014-0783-MLM-E	GONZALES	8/9/2016	\$22,889	\$4,577	\$18,312	\$0
WQ	51059	Venable's Construction, Inc.	2015-1186-WQ-E	MOORE	8/9/2016	\$10,000	\$2,000	\$8,000	\$0
WQ	51547	Navasota Concrete, Inc.	2015-1738-IWD-E	GRIMES	8/9/2016	\$9,923	\$1,984	\$7,939	\$0
WQ	51583	Faulkey Gully MUD	2015-1779-MWD-E	HARRIS	8/9/2016	\$21,937	\$4,387	\$17,550	\$0
WQ	47434	City of Killeen	2013-1545-WQ-E	BELL	8/9/2016	\$37,875	\$0	\$0	\$37,875
WQ	51094	City of Wichita Falls	2015-1224-MWD-E	WICHITA	8/9/2016	\$21,250	\$0	\$0	\$21,250
WQ	50805	Woody Butler Homes, Inc.	2015-1042-WQ-E	MCLENNAN	8/9/2016	\$2,400	\$0	\$2,400	\$0
WQ	50064	Webb County	2015-0239-MWD-E	WEBB	8/9/2016	\$13,642	\$2,728	\$0	\$10,914
WQ	51352	Town of Addison	2015-1490-WQ-E	DALLAS	8/9/2016	\$15,000	\$3,000	\$0	\$12,000
WQ	50766	Espinoza Stone, Inc.	2015-0997-WQ-E	*MULTIPLE	8/9/2016	\$10,000	\$0	\$10,000	\$0
WQ	49692	City of Normangee	2014-1751-MWD-E	LEON	8/9/2016	\$13,125	\$2,625	\$10,500	\$0
WQ	51623	City of Grand Saline	2015-1787-MWD-E	VAN ZANDT	8/9/2016	\$21,312	\$0	\$21,312	\$0
WQ	49984	Bell County Water Control and Improvement District 3	2015-0136-MWD-E	BELL	8/9/2016	\$10,250	\$2,050	\$8,200	\$0
WQ	50646	Pappy's Sand & Gravel, Inc.	2015-0854-WQ-E	KAUFMAN	8/9/2016	\$10,000	\$2,000	\$8,000	\$0
WQ	50564	Tri-County Point Property Owners Association	2015-0761-MWD-E	JACKSON	8/9/2016	\$8,562	\$1,712	\$6,850	\$0
WQ	51590	City of Balch Springs	2015-1761-WQ-E	DALLAS	8/9/2016	\$22,500	\$4,500	\$0	\$18,000
WQ	50585	Westrock Texas, L.P.	2015-0797-IWD-E	JASPER	8/9/2016	\$216,675	\$0	\$216,675	\$0
WQ	52583	SENSAT, BILLY W SR	2016-0960-OSS-E	SABINE	8/16/2016	\$175	\$0	\$175	\$0
WQ	51416	Wilks Construction Company, LLC	2015-1572-WQ-E	COLORADO	8/16/2016	\$3,625	\$725	\$2,900	\$0
WQ	52029	HWY 300 LLC	2016-0403-MWD-E	*MULTIPLE	8/16/2016	\$3,375	\$675	\$2,700	\$0
WQ	51037	City of Groveton	2015-1153-MWD-E	TRINITY	8/16/2016	\$4,876	\$975	\$0	\$3,901
WQ	51731	City of Bartlett	2016-0066-MWD-E	BELL	8/16/2016	\$6,332	\$1,266	\$5,066	\$0
WQ	48213	C.R. Poldrack, Inc	2014-0162-WQ-E	BASTROP	8/16/2016	\$5,625	\$1,125	\$4,500	\$0
WQ	52055	City of Cibolo	2016-0414-WQ-E	GUADALUPE	8/16/2016	\$2,625	\$525	\$2,100	\$0
WQ	51775	City of Murphy	2016-0106-WQ-E	COLLIN	8/24/2016	\$8,250	\$1,650	\$0	\$6,600
WQ	51591	City of Holland	2015-1760-MWD-E	BELL	8/24/2016	\$11,237	\$2,247	\$0	\$8,990
WQ	47194	Azali Enterprises, L.L.C.	2013-1292-WQ-E	NUECES	8/24/2016	\$14,519	\$2,903	\$11,616	\$0
WQ	51724	Harris County FWSD 61	2016-0053-MWD-E	HARRIS	8/24/2016	\$34,125	\$6,825	\$0	\$27,300

Singles Programs

Appendix 9: List of Administrative Orders Issued - FY2016

Date Range Selected : 09/01/2015 - 8/31/2016

PGM	Case No.	Respondent Name	Docket#	County	Order Date	Penalty Assessed	Penalty Deferred	Payable Amount	SEP Offset	
WQ	49122	Peaster Independent School District Public Facility Corporation	2014-1153-MWD-E	PARKER	8/24/2016	\$11,438	\$0	\$0	\$11,438	
WQ	51824	Town of Edgecliff Village	2016-0156-WQ-E	TARRANT	8/24/2016	\$15,750	\$3,150	\$12,600	\$0	
WQ	51200	City of Yorktown	2015-1322-MWD-E	DEWITT	8/24/2016	\$19,025	\$3,805	\$0	\$15,220	
WQ	51870	Southern Methodist University	2016-0211-WQ-E	DALLAS	8/24/2016	\$5,625	\$0	\$0	\$5,625	
WQ	51992	Emcad Water And Wastewater, LLC	2016-0341-MWD-E	TARRANT	8/24/2016	\$9,112	\$1,822	\$7,290	\$0	
WQ	51682	Aqua Texas, Inc.	2015-1856-MWD-E	HARRIS	8/24/2016	\$15,187	\$3,037	\$12,150	\$0	
WQ	50885	City of Teague	2015-1122-MWD-E	FREESTONE	8/24/2016	\$17,323	\$3,464	\$13,859	\$0	
WQ	51523	New Ngc, Inc.	2015-1691-WQ-E	KIMBLE	8/24/2016	\$10,000	\$2,000	\$8,000	\$0	
WQ	49673	City of Poth	2014-1727-MWD-E	WILSON	8/24/2016	\$9,425	\$1,885	\$0	\$7,540	
WQ	51392	ESPINOZA, BERNARDO	2015-1590-WQ-E	WILLIAMSON	8/24/2016	\$15,813	\$3,162	\$12,651	\$0	
WQ	52022	City of Deport	2016-0376-MWD-E	LAMAR	8/30/2016	\$4,050	\$810	\$3,240	\$0	
WQ	51228	Superior Stone Inc.	2015-1350-WQ-E	BELL	8/30/2016	\$5,000	\$1,000	\$4,000	\$0	
WQ	51998	LEIGHTON, PAUL	2016-0358-WQ-E	DALLAS	8/30/2016	\$5,000	\$1,000	\$4,000	\$0	
WQ	51988	Plainview BioEnergy, LLC	2016-0339-IWD-E	HALE	8/30/2016	\$5,083	\$1,016	\$2,034	\$2,033	
WQ	51965	BRISENO, ARTURO LOMELI	2016-0310-AGR-E	ERATH	8/30/2016	\$3,563	\$712	\$2,851	\$0	
WQ	51917	Sprovy 7 Applegate TX 1, LLC	2016-0267-EAQ-E	WILLIAMSON	8/30/2016	\$938	\$187	\$751	\$0	
WQ	52005	Mullen-Telles, Inc.	2016-0361-WQ-E	EL PASO	8/30/2016	\$5,938	\$1,187	\$4,751	\$0	
<b>Subtotal for WQ : 362</b>						<b>\$3,808,077</b>	<b>\$584,842</b>	<b>\$2,181,908</b>	<b>\$1,041,327</b>	
WRHL	51789	CALVIN A MOSELEY JR	2016-0116-WR-E	GILLESPIE	4/19/2016	\$350	\$0	\$350	\$0	
WRHL	52056	Nobles Road Construction, Inc.	2016-0411-WR-E	TAYLOR	5/17/2016	\$875	\$0	\$875	\$0	
WRHL	51947	Lone Star NGL Pipeline LP	2016-0832-WR-E	ERATH	8/2/2016	\$350	\$0	\$350	\$0	
WRHL	52488	Glenn Fuqua, Inc.	2016-0865-WR-E	JACKSON	8/2/2016	\$350	\$0	\$350	\$0	
<b>Subtotal for WRHL : 4</b>						<b>\$1,925</b>	<b>\$0</b>	<b>\$1,925</b>	<b>\$0</b>	
<b>Total for Singles Programs : 1,331</b>						<b>13,538,343.93</b>	<b>2,144,792.00</b>	<b>8,292,026.93</b>	<b>3,101,525.00</b>	<b>3,101,525.00</b>

Date Range Selected : 09/01/2015 - 8/31/2016

PGM	Case No.	Respondent Name	Docket#	County	Order Date	Penalty Assessed	Penalty Deferred	Payable Amount	SEP Offset
MM	49296	Sotex Oilfield Services, LLC.	2014-1335-MLM-E	TOM GREEN	9/13/2015	\$2,500	\$0	\$2,500	\$0
MM	48414	Stroeher & Son, Inc.	2014-0409-MLM-E	GILLESPIE	9/20/2015	\$27,250	\$5,450	\$21,800	\$0
MM	50232	GONZALEZ, MIGUEL ALEJANDRO	2015-0400-MLM-E	TRAVIS	9/21/2015	\$2,375	\$475	\$1,900	\$0
MM	39685	City of Tenaha	2014-0195-MLM-E	SHELBY	10/1/2015	\$36,589	\$0	\$36,589	\$0
MM	49969	Texas Pacifico Transportation, LTD.	2015-0117-MLM-E	TOM GREEN	10/1/2015	\$31,365	\$6,273	\$25,092	\$0
MM	50849	GUERRERO, JUAN J	2015-1078-WOC-E	REAGAN	10/6/2015	\$175	\$0	\$175	\$0
MM	51031	FONTENOT, TODD MARTIN	2015-1154-WOC-E	LIBERTY	10/6/2015	\$175	\$0	\$175	\$0
MM	50847	MARQUEZ, EDWARD A	2015-1079-WOC-E	REAGAN	10/6/2015	\$175	\$0	\$175	\$0
MM	50125	DURON, CESAR	2015-0281-MLM-E	HIDALGO	10/11/2015	\$4,724	\$944	\$3,780	\$0
MM	51208	BOWNS, SAMUEL R	2015-1316-WOC-E	WICHITA	11/3/2015	\$175	\$0	\$175	\$0
MM	51205	QUIROZ, JUAN J JR	2015-1317-WOC-E	NUECES	11/3/2015	\$175	\$0	\$175	\$0
MM	50601	Brookeland Fresh Water Supply District	2015-0806-MLM-E	SABINE	11/8/2015	\$2,038	\$1,631	\$407	\$0
MM	50373	TAYLOR, DAVID L *	2015-0571-MLM-E	JASPER	11/8/2015	\$2,695	\$539	\$2,156	\$0
MM	49337	STANLEY, CARL DOUG	2014-1356-MLM-E	HARDIN	11/10/2015	\$1,312	\$0	\$1,312	\$0
MM	50272	VERA, MARCELO *	2015-0474-MLM-E	TRAVIS	11/10/2015	\$21,009	\$4,201	\$16,808	\$0
MM	47897	KANE'S AUTOMOTIVE, INC.	2013-2020-MLM-E	DENTON	11/16/2015	\$10,250	\$2,050	\$8,200	\$0
MM	49542	ALNC, INC.	2014-1588-MLM-E	TOM GREEN	11/16/2015	\$19,835	\$3,967	\$15,868	\$0
MM	49734	CIC Investments, Inc.	2014-1867-MLM-E	TAYLOR	11/16/2015	\$26,226	\$0	\$26,226	\$0
MM	50157	Lake Amistad Rentals, L.L.C.	2015-0326-MLM-E	VAL VERDE	11/22/2015	\$4,585	\$917	\$3,668	\$0
MM	48116	RUTHERFORD, WILLIAM ROBERT *	2014-0053-MLM-E	BELL	11/30/2015	\$16,129	\$0	\$16,129	\$0
MM	50716	BALCH, TERRY J	2015-0965-MLM-E	MILAM	12/4/2015	\$2,830	\$566	\$2,264	\$0
MM	50169	City of Roscoe	2015-0335-MLM-E	NOLAN	12/5/2015	\$11,812	\$2,362	\$9,450	\$0
MM	49868	New Water Supply Corporation	2015-0014-MLM-E	SAN AUGUSTINE	12/5/2015	\$7,513	\$1,502	\$6,011	\$0
MM	49431	BOWERS, FRANKLIN JOSEPH	2014-1486-MLM-E	BOSQUE	12/10/2015	\$1,580	\$0	\$1,580	\$0
MM	46598	JOHNSON, JOHNNY D DBA JOHNSON EXCAVATING	2013-0694-MLM-E	ANGELINA	12/17/2015	\$10,125	\$2,025	\$8,100	\$0
MM	51371	POWELL, FRANK A RS	2015-1518-WOC-E	COLLIN	1/6/2016	\$175	\$0	\$175	\$0
MM	50867	Lone Wolf Trucking, Inc.	2015-1178-MLM-E	EL PASO	1/6/2016	\$1,876	\$375	\$1,501	\$0
MM	45984	City of Rose City	2013-0096-MLM-E	ORANGE	1/6/2016	\$7,203	\$1,440	\$5,763	\$0
MM	51372	HATTAN, SHELLY S	2015-1517-WOC-E	TARRANT	1/6/2016	\$175	\$0	\$175	\$0
MM	49727	Manitex, Inc.	2014-1854-MLM-E	WILLIAMSON	1/14/2016	\$6,536	\$1,306	\$5,230	\$0
MM	48590	Expert Construction, Inc. *	2014-0581-MLM-E	EL PASO	1/21/2016	\$9,724	\$0	\$9,724	\$0
MM	49267	Union Carbide Corporation	2014-1359-MLM-E	CALHOUN	1/21/2016	\$119,634	\$23,926	\$47,854	\$47,854
MM	49600	The Shingle Yard, LLC	2014-1644-MLM-E	GRAYSON	1/21/2016	\$61,830	\$0	\$61,830	\$0
MM	50122	John Charles Whitworth	2015-0371-MSW-E	KIMBLE	1/28/2016	\$1,250	\$0	\$1,250	\$0
MM	49044	Pergan Marshall LLC	2014-1067-MLM-E	HARRISON	1/28/2016	\$92,482	\$18,495	\$73,987	\$0
MM	49874	Cen-Tex Plating Co., Inc.	2015-0022-MLM-E	TRAVIS	2/4/2016	\$68,938	\$65,338	\$3,600	\$0
MM	50356	Martin Marietta Materials Southwest, Inc.	2015-0539-PWS-E	BEXAR	2/7/2016	\$650	\$130	\$520	\$0
MM	49645	Santa Anita Reclamation Project, LLC	2014-1698-MLM-E	HIDALGO	2/11/2016	\$14,782	\$2,956	\$11,826	\$0



## Multi-Media Programs

## Appendix 9: List of Administrative Orders Issued - FY2016

Date Range Selected : 09/01/2015 - 8/31/2016

PGM	Case No.	Respondent Name	Docket#	County	Order Date	Penalty Assessed	Penalty Deferred	Payable Amount	SEP Offset
MM	51587	BADILLO, ISMAEL	2015-1782-WOC-E	CAMERON	2/22/2016	\$175	\$0	\$175	\$0
MM	50504	THOMPSON, WANDA	2015-0719-MLM-E	NEWTON	2/23/2016	\$4,139	\$0	\$4,139	\$0
MM	49958	Crescent NJK Corporation	2015-0147-MLM-E	TARRANT	2/23/2016	\$10,953	\$2,190	\$8,763	\$0
MM	48715	Brunson's Investment, LLC	2014-0757-MLM-E	EL PASO	2/27/2016	\$9,001	\$1,800	\$7,201	\$0
MM	47649	Whittlesey Landscape Supplies and Recycling, Inc.	2013-1998-MLM-E	*MULTIPLE	2/27/2016	\$21,768	\$4,352	\$17,416	\$0
MM	51285	City of Newton	2015-1427-MLM-E	NEWTON	3/1/2016	\$1,864	\$372	\$1,492	\$0
MM	48950	BISHOP, DELTON *	2014-1030-MLM-E	CALDWELL	3/6/2016	\$22,500	\$0	\$22,500	\$0
MM	50338	St Feed Mill, LLC	2015-0531-MLM-E	BRAZOS	3/15/2016	\$7,163	\$1,432	\$2,866	\$2,865
MM	46350	Forester Estates, LLC	2013-0450-MLM-E	BRAZORIA	4/8/2016	\$41,035	\$0	\$41,035	\$0
MM	49831	H. Erwin Wilbanks *	2015-1395-MLM-E	HARRIS	4/8/2016	\$8,750	\$0	\$8,750	\$0
MM	49512	Pilgrim's Pride Corporation	2014-1560-MLM-E	NACOGDOCHES	4/8/2016	\$13,464	\$2,692	\$10,772	\$0
MM	51849	HUZEFA ALI	2016-0187-WQ-E	POLK	4/19/2016	\$875	\$0	\$875	\$0
MM	51025	RODRIGUEZ, LUIS R	2015-1149-MLM-E	CALHOUN	4/26/2016	\$4,577	\$0	\$4,577	\$0
MM	51070	UPPER PADRE PARTNERS, LP	2015-1238-MLM-E	NUECES	5/18/2016	\$12,105	\$0	\$12,105	\$0
MM	51016	Compass Well Services, LLC	2015-1135-MLM-E	LIVE OAK	5/24/2016	\$5,166	\$1,033	\$4,133	\$0
MM	49251	Trinity Materials, Inc.	2014-1528-MLM-E	BOSQUE	5/24/2016	\$2,475	\$495	\$1,980	\$0
MM	51400	H. E. LAKES DEVELOPMENT CORPORATION	2015-1550-MLM-E	MONTGOMERY	5/24/2016	\$1,938	\$387	\$1,551	\$0
MM	51814	City of Hitchcock	2016-0181-MLM-E	GALVESTON	6/7/2016	\$2,188	\$437	\$1,751	\$0
MM	49710	SCHOCH, ROBERTA	2014-1858-WR-E	MENARD	6/13/2016	\$695	\$0	\$695	\$0
MM	50812	AAA Nursery/Sand & Stone, Inc.	2015-1058-MLM-E	KAUFMAN	6/13/2016	\$12,262	\$2,452	\$9,810	\$0
MM	51010	SYLVA, RUBEN	2015-1158-MLM-E	BEE	6/13/2016	\$12,547	\$0	\$12,547	\$0
MM	49836	Servando Rivera	2015-0150-MLM-E	HIDALGO	6/27/2016	\$34,071	\$0	\$34,071	\$0
MM	48535	City of Alpine	2014-0519-MLM-E	BREWSTER	7/13/2016	\$61,698	\$12,339	\$0	\$49,359
MM	52452	Edward Hykel Jr	2016-0840-WOC-E	MCLENNAN	7/19/2016	\$175	\$0	\$175	\$0
MM	51330	Dustin Martinez	2015-1480-MLM-E	UVALDE	7/19/2016	\$1,610	\$322	\$1,288	\$0
MM	52453	WHEELAND, JASON M	2016-0839-WOC-E	TYLER	8/2/2016	\$175	\$0	\$175	\$0
MM	52455	ESTRADA, JOSE	2016-0837-WOC-E	TRAVIS	8/2/2016	\$175	\$0	\$175	\$0
MM	50850	Ecology Revolution, Inc.	2015-1096-MLM-E	LAMPASAS	8/9/2016	\$24,716	\$4,943	\$19,773	\$0
MM	51729	City of Mansfield	2016-0070-WQ-E	TARRANT	8/9/2016	\$4,875	\$0	\$4,875	\$0
MM	51675	Galo Equipment & Construction, LLC	2015-1841-MLM-E	COMAL	8/16/2016	\$5,937	\$1,187	\$4,750	\$0
MM	51872	Maple Water Supply Corporation	2016-0234-MLM-E	BAILEY	8/16/2016	\$169	\$33	\$136	\$0
MM	50302	MJR TRUCK LINES INC.	2015-0501-MLM-E	BEXAR	8/16/2016	\$3,285	\$657	\$2,628	\$0
MM	50358	MCCUNE, JAMIE LYNN	2015-0547-MLM-E	RUSK	8/24/2016	\$9,000	\$0	\$9,000	\$0
MM	50764	Solvay Specialty Polymers USA, L.L.C.	2015-0989-WDW-E	HUTCHINSON	8/24/2016	\$11,138	\$2,227	\$4,456	\$4,455
MM	52079	McEachern Enterprises, Inc.	2016-0441-WQ-E	WILLIAMSON	8/30/2016	\$2,813	\$562	\$2,251	\$0
<b>Total for Multi-Media Programs : 73</b>					<b>984,349.00</b>	<b>186,780.00</b>	<b>693,036.00</b>	<b>104,533.00</b>	<b>104,533.00</b>
<b>Total for all Programs :1,404</b>					<b>14,522,692.93</b>	<b>2,331,572.00</b>	<b>8,985,062.93</b>	<b>3,206,058.00</b>	<b>3,206,058.00</b>

Date Range Selected : 09/01/2015 - 8/31/2016

PGM	Case No.	Respondent Name	Docket#	County	Order Date	Penalty Assessed	Penalty Deferred	Payable Amount	SEP Offset
-----	----------	-----------------	---------	--------	------------	------------------	------------------	----------------	------------

**Summary of SEPs:**

Total Orders : 1404  
Orders with SEPs : 177  
Orders with SEPs % : 12.6  
Orders with SEP Offset % : 26.3

\* There are Multiple Respondent Names associated to this Case No.

## Appendix 10: List of SEPs & SEP Projects - FY 2016

### Single Program

Date Range Selected : 09/01/2015 - 08/31/2016

PGM	Case No.	Respondent Name	Effective Date	Ratio	Assessed Amt	Deferred Amt	Payable Amt	SEP Cost	SEP Offset
AQ	50257	Targa Downstream LLC	01/28/2016	1.00:1	25,563.00	5,112.00	10,226.00	10,225.00	10,225.00
		POLLUTION PREVENTION	The contribution will be used in accordance with the Supplemental Environmental Project Agreement between the Houston-Galveston AERCO and the Texas Commission on Environmental Quality. SEP monies will be used to pay for the cost of replacing older diesel buses with alternative fueled or clean diesel buses.					10,225.00	10,225.00
AQ	49423	Targa Midstream Services LLC	11/16/2015	1.00:1	289,108.00	57,821.00	115,644.00	115,643.00	115,643.00
		POLLUTION PREVENTION	The Respondent will contribute to Barbers Hill Independent School District's ("Barbers Hill ISD") Alternative Fueled Vehicle and Equipment Program. SEP monies will be used to retire current diesel-powered or gasoline powered vehicles and equipment and replace those vehicles and equipment with alternative-fueled vehicles and equipment; convert current vehicles and equipment to alternative-fueled equipment; or retrofit current gasoline or diesel-powered equipment.					80,000.00	80,000.00
		POLLUTION PREVENTION	Performing Party shall use SEP Funds to perform energy efficiency upgrades on public buildings and infrastructure. Specifically, SEP Funds may only be used for: 1) the cost of conducting energy efficiency audits; 2) the incremental cost for construction or implementation of energy-efficiency upgrades (versus the cost of non-energy efficiency upgrades); 3) the incremental cost of purchase of more energy-efficient equipment or appliances (versus the cost of purchasing non-energy efficient equipment or appliances); or 4) other direct costs authorized in advance by TCEQ.					10,000.00	10,000.00
		POLLUTION PREVENTION	The contribution will be used in accordance with the Supplemental Environmental Project Agreement between the Houston-Galveston AERCO and the Texas Commission on Environmental Quality. SEP monies will be used to pay for the cost of replacing older diesel buses with alternative fueled or clean diesel buses.					25,643.00	25,643.00
AQ	50742	Noltex L.L.C.	12/08/2015	1.00:1	4,012.00	802.00	1,605.00	1,605.00	1,605.00
		POLLUTION PREVENTION	Performing Party shall use SEP Funds to perform energy efficiency upgrades on public buildings and infrastructure. Specifically, SEP Funds may only be used for: 1) the cost of conducting energy efficiency audits; 2) the incremental cost for construction or implementation of energy-efficiency upgrades (versus the cost of non-energy efficiency upgrades); 3) the incremental cost of purchase of more energy-efficient equipment or appliances (versus the cost of purchasing non-energy efficient equipment or appliances); or 4) other direct costs authorized in advance by TCEQ.					1,605.00	1,605.00
AQ	51744	Eastman Chemical Company	08/09/2016	1.00:1	4,125.00	0.00	2,063.00	2,062.00	2,062.00
		POLLUTION PREVENTION	The contribution will be to Texas PTA for the Clean School Bus Program in Texas Air Quality Control Region as set forth in an agreement between the Third-Party Recipient and the TCEQ. Specifically, the contribution will be used to reimburse local school districts for the cost of the following activities to reduce emissions: 1) replacing older diesel buses with alternative fuelled or clean diesel buses; or 2) retrofitting older diesel buses with new, cleaner technology. The SEP will be done in accordance with all federal, state and local environmental laws and regulations					2,062.00	2,062.00
AQ	51621	Houston Refining LP	08/24/2016	1.00:1	59,063.00	11,812.00	23,626.00	23,625.00	23,625.00
		POLLUTION PREVENTION	SEP funds will be used to supplement existing operation of a network of ambient air monitoring stations that continuously measure and record concentrations of ambient air pollutants. Specifically, SEP Funds will be used to operate, maintain, and potentially expand portions of the existing ambient air quality monitoring network in the Houston area in order to continue to provide information on data quality and trends to the public, TCEQ, and industry representatives.					23,625.00	23,625.00
AQ	50627	Houston Refining LP	01/21/2016	1.00:1	100,000.00	0.00	50,000.00	50,000.00	50,000.00

\* There are Multiple Respondent Names associated to this Case No.

## Appendix 10: List of SEPs & SEP Projects - FY 2016

### Single Program

	POLLUTION PREVENTION	TCISD Alternative Fuel School Bus Program - shall use SEP Funds to purchase lower-emission propane fueled school buses that are model year 2010 or newer buses to replace buses currently in the fleet that are model year 2006 or older buses. The Older Buses will then be decommissioned, thus permanently removing them from the roads. SEP Funds shall only be used for the purchase of a base model propane fueled Replacement Bus. TCISD shall own and operate each Replacement Bus for at least five years following the date of purchase.	50,000.00	50,000.00					
AQ	50329	Gulf Coast Waste Disposal Authority	03/04/2016	1.00:1	15,310.00	3,062.00	0.00	12,248.00	12,248.00
	POLLUTION PREVENTION	The contribution will be used in accordance with the Supplemental Environmental Project Agreement between the Houston-Galveston AERCO and the Texas Commission on Environmental Quality. SEP monies will be used to pay for the cost of replacing older diesel buses with alternative fueled or clean diesel buses.						12,248.00	12,248.00
AQ	51312	Air Liquide Large Industries U.S. LP	06/27/2016	1.00:1	107,100.00	21,420.00	42,840.00	42,840.00	42,840.00
	POLLUTION PREVENTION	The contribution will be used in accordance with the Supplemental Environmental Project Agreement between the Houston-Galveston AERCO and the Texas Commission on Environmental Quality. SEP monies will be used to pay for the cost of replacing older diesel buses with alternative fueled or clean diesel buses.						42,840.00	42,840.00
AQ	51103	ExxonMobil Oil Corporation	03/15/2016	1.00:1	6,563.00	1,312.00	2,626.00	2,625.00	2,625.00
	POLLUTION PREVENTION	Performing Party shall operate, maintain, and potentially expand the existing Southeast Texas Regional Air Monitoring Network which includes nine monitoring stations currently at the following locations: 1) Beaumont CAM#2; 2) Cove School CAM #C695; 3) Mauriceville CAM#642; 4) Port Arthur (Motiva) Industrial Site CAM #C628; 5) Port Arthur Memorial High School campus CAM #C689; 6) Port Neches CAM #136; 7) Sabine Pass CAM #C640; 8) Southeast Texas Regional Airport CAM #C643; 9) West Orange CAM #C9.						2,625.00	2,625.00
AQ	51642	Shell Oil Company	08/24/2016	1.00:1	25,000.00	0.00	12,500.00	12,500.00	12,500.00
	POLLUTION PREVENTION	SEP funds will be used to supplement existing operation of a network of ambient air monitoring stations that continuously measure and record concentrations of ambient air pollutants. Specifically, SEP Funds will be used to operate, maintain, and potentially expand portions of the existing ambient air quality monitoring network in the Houston area in order to continue to provide information on data quality and trends to the public, TCEQ, and industry representatives.						12,500.00	12,500.00
AQ	50096	Total Petrochemicals & Refining USA, Inc.	02/04/2016	1.00:1	54,564.00	10,912.00	21,826.00	21,826.00	21,826.00
	POLLUTION PREVENTION	SEP Funds will be used to conduct home energy audits, to make repairs and upgrades to older homes, and to cover the incremental cost of replacing older energy-inefficient appliances with more energy-efficient ones for low-income homeowners in the West Port Arthur area. This project is an pollution reduction project that will result in a reduction of air pollutants in the airshed.						21,826.00	21,826.00
AQ	50733	Oxy Vinyls, LP	04/26/2016	1.00:1	6,375.00	1,275.00	2,550.00	2,550.00	2,550.00
	POLLUTION PREVENTION	The contribution will be used in accordance with the Supplemental Environmental Project Agreement between the Houston-Galveston AERCO and the Texas Commission on Environmental Quality. SEP monies will be used to pay for the cost of replacing older diesel buses with alternative fueled or clean diesel buses.						2,550.00	2,550.00
AQ	51867	W & W Fiberglass Tank Company	08/02/2016	1.00:1	4,313.00	862.00	1,726.00	1,725.00	1,725.00

\* There are Multiple Respondent Names associated to this Case No.

## Appendix 10: List of SEPs & SEP Projects - FY 2016

### Single Program

	POLLUTION PREVENTION	The contribution will be used in accordance with the Supplemental Environmental Project Agreement between the Borger Independent School District and the Texas Commission on Environmental Quality. The school district, through an asbestos certified contractor, will remove asbestos from Central Elementary, the Borger High School Auditorium, and the Gateway Elementary. The asbestos present in these schools is currently stable and there is no requirement to remove it. The school district is removing the asbestos due to the age of the asbestos and the likelihood of increased traffic in the affected areas in the future.	1,725.00	1,725.00					
AQ	51652	Shell Chemical LP	08/09/2016	1.00:1	25,000.00	0.00	12,500.00	12,500.00	12,500.00
	POLLUTION PREVENTION	SEP funds will be used to supplement existing operation of a network of ambient air monitoring stations that continuously measure and record concentrations of ambient air pollutants. Specifically, SEP Funds will be used to operate, maintain, and potentially expand portions of the existing ambient air quality monitoring network in the Houston area in order to continue to provide information on data quality and trends to the public, TCEQ, and industry representatives.	12,500.00	12,500.00					
AQ	50545	Shell Oil Company	03/04/2016	1.00:1	25,000.00	0.00	12,500.00	12,500.00	12,500.00
	POLLUTION PREVENTION	Railroad Commission of Texas - Alternative Fuels Clean School Bus Replacement Program. The contribution will be used in accordance with the SEP between the Third-Party Recipient and the TCEQ. Specifically, the contribution will be used to reduce nitrogen oxides, volatile organic compounds, carbon monoxide, and particulate matter emissions by replacing older diesel buses with newer buses that meet more stringent emission standards.	12,500.00	12,500.00					
AQ	50315	Equistar Chemicals, LP	10/06/2015	1.00:1	6,563.00	1,312.00	2,626.00	2,625.00	2,625.00
	POLLUTION PREVENTION	Performing Party shall use SEP Funds to perform energy efficiency upgrades on public buildings and infrastructure. Specifically, SEP Funds may only be used for: 1) the cost of conducting energy efficiency audits; 2) the incremental cost for construction or implementation of energy-efficiency upgrades (versus the cost of non-energy efficiency upgrades); 3) the incremental cost of purchase of more energy-efficient equipment or appliances (versus the cost of purchasing non-energy efficient equipment or appliances); or 4) other direct costs authorized in advance by TCEQ.	2,625.00	2,625.00					
AQ	50399	Equistar Chemicals, LP	04/08/2016	1.00:1	50,563.00	0.00	25,282.00	25,281.00	25,281.00
	POLLUTION PREVENTION	Performing Party shall use SEP Funds to perform energy efficiency upgrades on public buildings and infrastructure. Specifically, SEP Funds may only be used for: 1) the cost of conducting energy efficiency audits; 2) the incremental cost for construction or implementation of energy-efficiency upgrades (versus the cost of non-energy efficiency upgrades); 3) the incremental cost of purchase of more energy-efficient equipment or appliances (versus the cost of purchasing non-energy efficient equipment or appliances); or 4) other direct costs authorized in advance by TCEQ.	25,281.00	25,281.00					
AQ	50473	Chevron Phillips Chemical Company LP	02/04/2016	1.00:1	13,125.00	2,625.00	5,250.00	5,250.00	5,250.00
	POLLUTION PREVENTION	SEP Funds will be used to conduct home energy audits, to make repairs and upgrades to older homes, and to cover the incremental cost of replacing older energy-inefficient appliances with more energy-efficient ones for low-income homeowners in the West Port Arthur area. This project is an pollution reduction project that will result in a reduction of air pollutants in the airshed.	5,250.00	5,250.00					
AQ	49921	ExxonMobil Oil Corporation	12/05/2015	1.00:1	19,688.00	3,937.00	7,876.00	7,875.00	7,875.00
	POLLUTION PREVENTION	Performing Party shall operate, maintain, and potentially expand the existing Southeast Texas Regional Air Monitoring Network which includes nine monitoring stations currently at the following locations: 1) Beaumont CAM#2; 2) Cove School CAM #C695; 3) Mauriceville CAM#642; 4) Port Arthur (Motiva) Industrial Site CAM #C628; 5) Port Arthur Memorial High School campus CAM #C689; 6) Port Neches CAM #136; 7) Sabine Pass CAM #C640; 8) Southeast Texas Regional Airport CAM #C643; 9) West Orange CAM #C9.	7,875.00	7,875.00					

\* There are Multiple Respondent Names associated to this Case No.

## Appendix 10: List of SEPs & SEP Projects - FY 2016

### Single Program

AQ	50620	Odjell Terminals (Houston) Inc.	02/23/2016	1.00:1	34,485.00	6,897.00	13,794.00	13,794.00	13,794.00
		POLLUTION PREVENTION	The contribution will be used in accordance with the Supplemental Environmental Project Agreement between the Houston-Galveston AERCO and the Texas Commission on Environmental Quality. SEP monies will be used to pay for the cost of replacing older diesel buses with alternative fueled or clean diesel buses.				13,794.00	13,794.00	
AQ	50274	Shell Chemical LP	01/28/2016	1.00:1	13,126.00	2,625.00	5,251.00	5,250.00	5,250.00
		POLLUTION PREVENTION	Railroad Commission of Texas - Alternative Fuels Clean School Bus Replacement Program. The contribution will be used in accordance with the SEP between the Third-Party Recipient and the TCEQ. Specifically, the contribution will be used to reduce nitrogen oxides, volatile organic compounds, carbon monoxide, and particulate matter emissions by replacing older diesel buses with newer buses that meet more stringent emission standards.				5,250.00	5,250.00	
AQ	50739	Texas Molecular Limited Partnership	01/21/2016	1.00:1	28,613.00	5,722.00	11,446.00	11,445.00	11,445.00
		POLLUTION PREVENTION	The contribution will be used in accordance with the Supplemental Environmental Project Agreement between the Houston-Galveston AERCO and the Texas Commission on Environmental Quality. SEP monies will be used to pay for the cost of replacing older diesel buses with alternative fueled or clean diesel buses.				11,445.00	11,445.00	
AQ	49837	The Dow Chemical Company	10/01/2015	1.00:1	15,188.00	3,037.00	6,076.00	6,075.00	6,075.00
		POLLUTION PREVENTION	The contribution will be used in accordance with the Supplemental Environmental Project Agreement between the Houston-Galveston AERCO and the Texas Commission on Environmental Quality. SEP monies will be used to pay for the cost of replacing older diesel buses with alternative fueled or clean diesel buses.				6,075.00	6,075.00	
AQ	51420	Targa Midstream Services LLC	08/09/2016	1.00:1	23,888.00	4,777.00	9,556.00	9,555.00	9,555.00
		POLLUTION PREVENTION	The Performing Party shall provide reimbursement to schools, school districts, or school bus operators that retrofit, repower, or replace older school buses with newer model year buses or cleaner technology. Retrofitting, in this context, means installing devices to reduce exhaust emissions that are verified or certified by the U.S. Environmental Protection Agency (EPA) or the California Air Resources Board (CARB) as proven retrofit technologies. Repowering, in this context, means replacing older engines with newer, cleaner engines but keeping the same vehicle body. All replacement engines must be certified or verified by the EPA or CARB.				9,555.00	9,555.00	
AQ	51104	The Dow Chemical Company	07/13/2016	1.00:1	15,188.00	3,037.00	6,076.00	6,075.00	6,075.00
		POLLUTION PREVENTION	The contribution will be used in accordance with the Supplemental Environmental Project Agreement between the Houston-Galveston AERCO and the Texas Commission on Environmental Quality. SEP monies will be used to pay for the cost of replacing older diesel buses with alternative fueled or clean diesel buses.				6,075.00	6,075.00	
AQ	51086	Shell Oil Company	05/17/2016	1.00:1	7,500.00	1,500.00	3,000.00	3,000.00	3,000.00
		POLLUTION PREVENTION	Railroad Commission of Texas - Alternative Fuels Clean School Bus Replacement Program. The contribution will be used in accordance with the SEP between the Third-Party Recipient and the TCEQ. Specifically, the contribution will be used to reduce nitrogen oxides, volatile organic compounds, carbon monoxide, and particulate matter emissions by replacing older diesel buses with newer buses that meet more stringent emission standards.				3,000.00	3,000.00	
AQ	50736	Houston Refining LP	04/28/2016	1.00:1	13,125.00	2,625.00	5,250.00	5,250.00	5,250.00

\* There are Multiple Respondent Names associated to this Case No.

## Appendix 10: List of SEPs & SEP Projects - FY 2016

### Single Program

	POLLUTION PREVENTION	TCISD Alternative Fuel School Bus Program - shall use SEP Funds to purchase lower-emission propane fueled school buses that are model year 2010 or newer buses to replace buses currently in the fleet that are model year 2006 or older buses. The Older Buses will then be decommissioned, thus permanently removing them from the roads. SEP Funds shall only be used for the purchase of a base model propane fueled Replacement Bus. TCISD shall own and operate each Replacement Bus for at least five years following the date of purchase.	5,250.00	5,250.00					
AQ	51230	Shell Oil Company	05/18/2016	1.00:1	13,125.00	0.00	6,563.00	6,562.00	6,562.00
	POLLUTION PREVENTION	Railroad Commission of Texas - Alternative Fuels Clean School Bus Replacement Program. The contribution will be used in accordance with the SEP between the Third-Party Recipient and the TCEQ. Specifically, the contribution will be used to reduce nitrogen oxides, volatile organic compounds, carbon monoxide, and particulate matter emissions by replacing older diesel buses with newer buses that meet more stringent emission standards.						6,562.00	6,562.00
AQ	50868	Chevron Phillips Chemical Company LP	06/13/2016	1.00:1	372,625.00	74,525.00	149,050.00	149,050.00	149,050.00
	POLLUTION PREVENTION	SEP funds will be used by the Third-Party Administrator to purchase equipment (such as automated canister samplers), hardware, software, and licenses to enable the monitoring, and for the cost of operating, maintaining, and periodically upgrading or adding to these air monitoring stations along with ancillary equipment approved by TCEQ. Performing Party shall ensure that the data is validated and sent to TCEQ's Leading Environmental Analysis and Display (LEADS) system. All costs associated with the collection, transfer, and formatting of these data to be compatible with the LEADS system is the responsibility of the Third-Party Administrator.						149,050.00	149,050.00
AQ	48836	Motiva Enterprises LLC	10/01/2015	1.00:1	72,905.00	14,581.00	29,162.00	29,162.00	29,162.00
	POLLUTION PREVENTION	Performing Party shall use SEP Funds to perform energy efficiency upgrade on public buildings and infrastructure. Specifically, SEP Funds may only be used for: 1) the cost of conducting energy efficiency audits; 2) the incremental cost for construction or implementation of energy-efficiency upgrades (versus the cost of non-energy efficiency upgrades); 3) the incremental cost of purchase of equipment or appliances that are more energy-efficient (versus the cost of purchasing 10energy efficient equipment or appliances); or 4) other direct costs authorized in advance by TCEQ.						29,162.00	29,162.00
AQ	51405	GB Biosciences LLC	05/17/2016	1.00:1	4,275.00	855.00	1,710.00	1,710.00	1,710.00
	POLLUTION PREVENTION	The contribution will be used in accordance with the Supplemental Environmental Project Agreement between the Houston-Galveston AERCO and the Texas Commission on Environmental Quality. SEP monies will be used to pay for the cost of replacing older diesel buses with alternative fueled or clean diesel buses.						1,710.00	1,710.00
AQ	49847	E. R. Carpenter, L.P.	10/17/2015	1.00:1	12,038.00	2,407.00	4,816.00	4,815.00	4,815.00
	POLLUTION PREVENTION	The contribution will be used in accordance with the Supplemental Environmental Project Agreement between the Houston-Galveston AERCO and the Texas Commission on Environmental Quality. SEP monies will be used to pay for the cost of replacing older diesel buses with alternative fueled or clean diesel buses.						4,815.00	4,815.00
AQ	50618	Exxon Mobil Corporation	03/04/2016	1.00:1	7,975.00	1,595.00	3,190.00	3,190.00	3,190.00
	POLLUTION PREVENTION	The contribution will be used in accordance with the Supplemental Environmental Project Agreement between the Houston-Galveston AERCO and the Texas Commission on Environmental Quality. SEP monies will be used to pay for the cost of replacing older diesel buses with alternative fueled or clean diesel buses.						3,190.00	3,190.00
AQ	50565	INVISTA S.a.r.l.	02/02/2016	1.00:1	6,563.00	1,312.00	2,626.00	2,625.00	2,625.00

\* There are Multiple Respondent Names associated to this Case No.

## Appendix 10: List of SEPs & SEP Projects - FY 2016

### Single Program

		POLLUTION PREVENTION	Railroad Commission of Texas - Alternative Fuels Clean School Bus Replacement Program. The contribution will be used in accordance with the SEP between the Third-Party Recipient and the TCEQ. Specifically, the contribution will be used to reduce nitrogen oxides, volatile organic compounds, carbon monoxide, and particulate matter emissions by replacing older diesel buses with newer buses that meet more stringent emission standards.			2,625.00		2,625.00	
AQ	51457	Enterprise Products Operating LLC	08/09/2016	1.00:1	3,825.00	0.00	1,913.00	1,912.00	1,912.00
		POLLUTION PREVENTION	Performing Party shall use SEP Funds to perform energy efficiency upgrades on public buildings and infrastructure. Specifically, SEP Funds may only be used for: 1) the cost of conducting energy efficiency audits; 2) the incremental cost for construction or implementation of energy-efficiency upgrades (versus the cost of non-energy efficiency upgrades); 3) the incremental cost of purchase of more energy-efficient equipment or appliances (versus the cost of purchasing non-energy efficient equipment or appliances); or 4) other direct costs authorized in advance by TCEQ.					1,912.00	1,912.00
AQ	51315	Belco Manufacturing Company, Inc.	08/09/2016	1.00:1	7,988.00	1,597.00	3,196.00	3,195.00	3,195.00
		POLLUTION PREVENTION	Project will fuse funds to aid local school districts, area transit agencies, and local governments in need of funding assistance to pay for the cost of the following activities to reduce emissions: 1) replacing older diesel buses with alternative fueled or clean diesel buses; or 2) retrofitting older diesel buses with new cleaner technology. RC&D shall disburse funds to school districts, area transit agencies, or local governments on a needs-rated basis, using non-attainment area status, condition of buses, or economic status of recipient as possible rating factors if competition for funds exists.					3,195.00	3,195.00
AQ	51572	E. I. du Pont de Nemours and Company	05/24/2016	1.00:1	7,500.00	1,500.00	3,000.00	3,000.00	3,000.00
		POLLUTION PREVENTION	SEP funds will be used by the Third-Party Administrator to purchase equipment (such as automated canister samplers), hardware, software, and licenses to enable the monitoring, and for the cost of operating, maintaining, and periodically upgrading or adding to these air monitoring stations along with ancillary equipment approved by TCEQ. Performing Party shall ensure that the data is validated and sent to TCEQ's Leading Environmental Analysis and Display (LEADS) system. All costs associated with the collection, transfer, and formatting of these data to be compatible with the LEADS system is the responsibility of the Third-Party Administrator.					3,000.00	3,000.00
AQ	51557	Rohm and Haas Texas Incorporated	08/02/2016	1.00:1	2,438.00	487.00	976.00	975.00	975.00
		POLLUTION PREVENTION	The contribution will be used in accordance with the Supplemental Environmental Project Agreement between the Houston-Galveston AERCO and the Texas Commission on Environmental Quality. SEP monies will be used to pay for the cost of replacing older diesel buses with alternative fueled or clean diesel buses.					975.00	975.00
AQ	51323	Targa Midstream Services LLC	06/27/2016	1.00:1	14,298.00	2,859.00	5,720.00	5,719.00	5,719.00
		POLLUTION PREVENTION	The Performing Party shall provide reimbursement to schools, school districts, or school bus operators that retrofit, repower, or replace older school buses with newer model year buses or cleaner technology. Retrofitting, in this context, means installing devices to reduce exhaust emissions that are verified or certified by the U.S. Environmental Protection Agency (EPA) or the California Air Resources Board (CARB) as proven retrofit technologies. Repowering, in this context, means replacing older engines with newer, cleaner engines but keeping the same vehicle body. All replacement engines must be certified or verified by the EPA or CARB.					5,719.00	5,719.00
AQ	51471	Shell Chemical LP	06/27/2016	1.00:1	50,000.00	0.00	25,000.00	25,000.00	25,000.00

\* There are Multiple Respondent Names associated to this Case No.



## Appendix 10: List of SEPs & SEP Projects - FY 2016

### Single Program

	POLLUTION PREVENTION	Railroad Commission of Texas - Alternative Fuels Clean School Bus Replacement Program. The contribution will be used in accordance with the SEP between the Third-Party Recipient and the TCEQ. Specifically, the contribution will be used to reduce nitrogen oxides, volatile organic compounds, carbon monoxide, and particulate matter emissions by replacing older diesel buses with newer buses that meet more stringent emission standards.	25,000.00	25,000.00					
AQ	51669	Huntsman Petrochemical LLC	07/12/2016	1.00:1	7,500.00	1,500.00	3,000.00	3,000.00	3,000.00
	POLLUTION PREVENTION	SEP funds will be used by the Third-Party Administrator to purchase equipment (such as automated canister samplers), hardware, software, and licenses to enable the monitoring, and for the cost of operating, maintaining, and periodically upgrading or adding to these air monitoring stations along with ancillary equipment approved by TCEQ. Performing Party shall ensure that the data is validated and sent to TCEQ's Leading Environmental Analysis and Display (LEADS) system. All costs associated with the collection, transfer, and formatting of these data to be compatible with the LEADS system is the responsibility of the Third-Party Administrator.	3,000.00	3,000.00					
AQ	50281	Houston Refining LP	02/04/2016	1.00:1	118,127.00	0.00	59,064.00	59,063.00	59,063.00
	POLLUTION PREVENTION	TCISD Alternative Fuel School Bus Program - shall use SEP Funds to purchase lower-emission propane fueled school buses that are model year 2010 or newer buses to replace buses currently in the fleet that are model year 2006 or older buses. The Older Buses will then be decommissioned, thus permanently removing them from the roads. SEP Funds shall only be used for the purchase of a base model propane fueled Replacement Bus. TCISD shall own and operate each Replacement Bus for at least five years following the date of purchase.	59,063.00	59,063.00					
AQ	51321	INVISTA S.a.r.l.	07/13/2016	1.00:1	25,438.00	5,087.00	10,176.00	10,175.00	10,175.00
	POLLUTION PREVENTION	RC&D will coordinate with local city and county government officials to clean-up sites where tires have been disposed of illegally. Contributions will be used to clean up illegal tire sites. Eligible sites will be limited to areas where a responsible party can not be identified and where there is no preexisting obligation to clean up the site by the owner or government. SEP monies will be used for the direct cost of collection and disposal of debris and tires.	10,175.00	10,175.00					
AQ	49878	Enterprise Products Operating LLC	02/11/2016	1.00:1	82,125.00	0.00	41,063.00	41,062.00	41,062.00
	POLLUTION PREVENTION	Performing Party shall use SEP Funds to perform energy efficiency upgrades on public buildings and infrastructure. Specifically, SEP Funds may only be used for: 1) the cost of conducting energy efficiency audits; 2) the incremental cost for construction or implementation of energy-efficiency upgrades (versus the cost of non-energy efficiency upgrades); 3) the incremental cost of purchase of more energy-efficient equipment or appliances (versus the cost of purchasing non-energy efficient equipment or appliances); or 4) other direct costs authorized in advance by TCEQ.	21,300.00	21,300.00					
	POLLUTION PREVENTION	RC&D will coordinate with local city and county government officials to clean-up sites where tires have been disposed of illegally. Contributions will be used to clean up illegal tire sites. Eligible sites will be limited to areas where a responsible party can not be identified and where there is no preexisting obligation to clean up the site by the owner or government. SEP monies will be used for the direct cost of collection and disposal of debris and tires.	19,762.00	19,762.00					
AQ	50207	The Lubrizol Corporation	01/28/2016	1.00:1	81,341.00	16,267.00	32,537.00	32,537.00	32,537.00
	POLLUTION PREVENTION	The contribution will be used in accordance with the Supplemental Environmental Project Agreement between the Houston-Galveston AERCO and the Texas Commission on Environmental Quality. SEP monies will be used to pay for the cost of replacing older diesel buses with alternative fueled or clean diesel buses.	32,537.00	32,537.00					
AQ	50396	The Premcor Refining Group Inc.	03/04/2016	1.00:1	46,876.00	9,375.00	18,751.00	18,750.00	18,750.00

\* There are Multiple Respondent Names associated to this Case No.

## Appendix 10: List of SEPs & SEP Projects - FY 2016

### Single Program

	POLLUTION PREVENTION	SEP Funds will be used to conduct home energy audits, to make repairs and upgrades to older homes, and to cover the incremental cost of replacing older energy-inefficient appliances with more energy-efficient ones for low-income homeowners in the West Port Arthur area. This project is an pollution reduction project that will result in a reduction of air pollutants in the airshed.	18,750.00	18,750.00					
AQ	50610	Vopak Terminal Deer Park Inc.	03/04/2016	1.00:1	27,000.00	5,400.00	10,800.00	10,800.00	10,800.00
	POLLUTION PREVENTION	The contribution will be used in accordance with the Supplemental Environmental Project Agreement between the Houston-Galveston AERCO and the Texas Commission on Environmental Quality. SEP monies will be used to pay for the cost of replacing older diesel buses with alternative fueled or clean diesel buses.	10,800.00	10,800.00					
AQ	51422	Pioneer Natural Resources USA, Inc.	07/12/2016	1.00:1	3,038.00	607.00	1,216.00	1,215.00	1,215.00
	POLLUTION PREVENTION	Railroad Commission of Texas - Alternative Fuels Clean School Bus Replacement Program. The contribution will be used in accordance with the SEP between the Third-Party Recipient and the TCEQ. Specifically, the contribution will be used to reduce nitrogen oxides, volatile organic compounds, carbon monoxide, and particulate matter emissions by replacing older diesel buses with newer buses that meet more stringent emission standards.	1,215.00	1,215.00					
AQ	51274	The Premcor Refining Group Inc.	03/01/2016	1.00:1	7,500.00	1,500.00	3,000.00	3,000.00	3,000.00
	POLLUTION PREVENTION	Conduct home energy audits and to assist low income residents in the West Port Arthur area in improving their homes' energy efficiency such as by caulking, weatherizing, insulating, and replacing heating and cooling systems and major appliances with new, energy efficient equipment.	3,000.00	3,000.00					
AQ	50846	BASF TOTAL Petrochemicals LLC	03/04/2016	1.00:1	32,813.00	6,562.00	13,126.00	13,125.00	13,125.00
	POLLUTION PREVENTION	Conduct home energy audits and to assist low income residents in the West Port Arthur area in improving their homes' energy efficiency such as by caulking, weatherizing, insulating, and replacing heating and cooling systems and major appliances with new, energy efficient equipment.	13,125.00	13,125.00					
AQ	50677	Shell Chemical LP	03/04/2016	1.00:1	59,067.00	11,813.00	23,627.00	23,627.00	23,627.00
	POLLUTION PREVENTION	Railroad Commission of Texas - Alternative Fuels Clean School Bus Replacement Program. The contribution will be used in accordance with the SEP between the Third-Party Recipient and the TCEQ. Specifically, the contribution will be used to reduce nitrogen oxides, volatile organic compounds, carbon monoxide, and particulate matter emissions by replacing older diesel buses with newer buses that meet more stringent emission standards.	23,627.00	23,627.00					
AQ	51286	ExxonMobil Oil Corporation	07/13/2016	1.00:1	10,875.00	2,175.00	4,350.00	4,350.00	4,350.00
	POLLUTION PREVENTION	SEP funds will be used by the Third-Party Administrator to purchase equipment (such as automated canister samplers), hardware, software, and licenses to enable the monitoring, and for the cost of operating, maintaining, and periodically upgrading or adding to these air monitoring stations along with ancillary equipment approved by TCEQ. Performing Party shall ensure that the data is validated and sent to TCEQ's Leading Environmental Analysis and Display (LEADS) system. All costs associated with the collection, transfer, and formatting of these data to be compatible with the LEADS system is the responsibility of the Third-Party Administrator.	4,350.00	4,350.00					
AQ	49617	Flint Hills Resources Houston Chemical, LLC	12/05/2015	1.00:1	393,900.00	0.00	196,950.00	196,950.00	196,950.00
	POLLUTION PREVENTION	The contribution will be used in accordance with the Supplemental Environmental Project Agreement between the Houston-Galveston AERCO and the Texas Commission on Environmental Quality. SEP monies will be used to pay for the cost of replacing older diesel buses with alternative fueled or clean diesel buses.	196,950.00	196,950.00					
AQ	51136	TPC Group LLC	03/04/2016	1.00:1	15,600.00	3,120.00	6,240.00	6,240.00	6,240.00

\* There are Multiple Respondent Names associated to this Case No.

## Appendix 10: List of SEPs & SEP Projects - FY 2016

### Single Program

		POLLUTION PREVENTION	SEP funds will be used by the Third-Party Administrator to purchase equipment (such as automated canister samplers), hardware, software, and licenses to enable the monitoring, and for the cost of operating, maintaining, and periodically upgrading or adding to these air monitoring stations along with ancillary equipment approved by TCEQ. Performing Party shall ensure that the data is validated and sent to TCEQ's Leading Environmental Analysis and Display (LEADS) system.	6,240.00	6,240.00				
AQ	51112	PHILLIPS 66 COMPANY	05/18/2016	1.00:1	14,250.00	2,850.00	5,700.00	5,700.00	5,700.00
		POLLUTION PREVENTION	The contribution will be to Texas PTA for the Clean School Bus Program in Texas Air Quality Control Region as set forth in an agreement between the Third-Party Recipient and the TCEQ. Specifically, the contribution will be used to reimburse local school districts for the cost of the following activities to reduce emissions: 1) replacing older diesel buses with alternative fuelled or clean diesel buses; or 2) retrofitting older diesel buses with new, cleaner technology. The SEP will be done in accordance with all federal, state and local environmental laws and regulations	5,700.00	5,700.00				
AQ	50771	Pioneer Natural Resources USA, Inc.	02/02/2016	1.00:1	1,313.00	262.00	526.00	525.00	525.00
		POLLUTION PREVENTION	The contribution will be used in accordance with the Supplemental Environmental Project Agreement between the Borger Independent School District and the Texas Commission on Environmental Quality. The school district, through an asbestos certified contractor, will remove asbestos from Central Elementary, the Borger High School Auditorium, and the Gateway Elementary.	525.00	525.00				
AQ	51058	Total Petrochemicals & Refining USA, Inc.	05/25/2016	1.00:1	113,354.00	22,670.00	45,342.00	45,342.00	45,342.00
		POLLUTION PREVENTION	Conduct home energy audits and to assist low income residents in the West Port Arthur area in improving their homes' energy efficiency such as by caulking, weatherizing, insulating, and replacing heating and cooling systems and major appliances with new, energy efficient equipment.	45,342.00	45,342.00				
AQ	50679	E. I. du Pont de Nemours and Company	11/10/2015	1.00:1	25,000.00	0.00	12,500.00	12,500.00	12,500.00
		POLLUTION PREVENTION	Railroad Commission of Texas - Alternative Fuels Clean School Bus Replacement Program. The contribution will be used in accordance with the SEP between the Third-Party Recipient and the TCEQ. Specifically, the contribution will be used to reduce nitrogen oxides, volatile organic compounds, carbon monoxide, and particulate matter emissions by replacing older diesel buses with newer buses that meet more stringent emission standards.	12,500.00	12,500.00				
AQ	49889	Exxon Mobil Corporation	07/13/2016	1.00:1	105,529.00	21,105.00	42,212.00	42,212.00	42,212.00
		POLLUTION PREVENTION	The contribution will be used in accordance with the Supplemental Environmental Project Agreement between the Houston-Galveston AERCO and the Texas Commission on Environmental Quality. SEP monies will be used to pay for the cost of replacing older diesel buses with alternative fuelled or clean diesel buses.	42,212.00	42,212.00				
AQ	50486	Cameron Rig Solutions, Inc.	01/21/2016	1.00:1	18,750.00	3,750.00	7,500.00	7,500.00	7,500.00
		POLLUTION PREVENTION	The contribution will be used to reimburse local school districts for the cost of retrofitting or replacing school buses with cleaner technology buses to reduce air pollution emissions.	7,500.00	7,500.00				
AQ	49681	The Premcor Refining Group Inc.	09/15/2015	1.00:1	35,438.00	7,087.00	14,176.00	14,175.00	14,175.00
		POLLUTION PREVENTION	Performing Party shall operate, maintain, and potentially expand the existing Southeast Texas Regional Air Monitoring Network which includes nine monitoring stations currently at the following locations: 1) Beaumont CAM#2; 2) Cove School CAM #C695; 3) Mauriceville CAM#642; 4) Port Arthur (Motiva) Industrial Site CAM #C628; 5) Port Arthur Memorial High School campus CAM #C689; 6) Port Neches CAM #136; 7) Sabine Pass CAM #C640; 8) Southeast Texas Regional Airport CAM #C643; 9) West Orange CAM #C9.	14,175.00	14,175.00				

\* There are Multiple Respondent Names associated to this Case No.

## Appendix 10: List of SEPs & SEP Projects - FY 2016

### Single Program

AQ	50485	Eastman Chemical Company	01/21/2016	1.00:1	25,624.00	5,124.00	10,250.00	10,250.00	10,250.00
		POLLUTION PREVENTION	RC&D will coordinate with local city and county government officials to clean-up sites where tires have been disposed of illegally. Contributions will be used to clean up illegal tire sites. Eligible sites will be limited to areas where a responsible party can not be identified and where there is no preexisting obligation to clean up the site by the owner or government. SEP monies will be used for the direct cost of collection and disposal of debris and tires.					10,250.00	10,250.00
AQ	51301	KM Liquids Terminals LLC	08/24/2016	1.00:1	88,650.00	17,730.00	35,460.00	35,460.00	35,460.00
		POLLUTION PREVENTION	The contribution will be used in accordance with the Supplemental Environmental Project Agreement between the Houston-Galveston AERCO and the Texas Commission on Environmental Quality. SEP monies will be used to pay for the cost of replacing older diesel buses with alternative fueled or clean diesel buses.					35,460.00	35,460.00
AQ	49596	ExxonMobil Oil Corporation	01/28/2016	1.00:1	33,938.00	6,787.00	13,576.00	13,575.00	13,575.00
		POLLUTION PREVENTION	Performing Party shall operate, maintain, and potentially expand the existing Southeast Texas Regional Air Monitoring Network which includes nine monitoring stations currently at the following locations: 1) Beaumont CAM#2; 2) Cove School CAM #C695; 3) Mauriceville CAM#642; 4) Port Arthur (Motiva) Industrial Site CAM #C628; 5) Port Arthur Memorial High School campus CAM #C689; 6) Port Neches CAM #136; 7) Sabine Pass CAM #C640; 8) Southeast Texas Regional Airport CAM #C643; 9) West Orange CAM #C9.					13,575.00	13,575.00
AQ	42164	Enterprise Products Operating LLC	02/11/2016	1.00:1	596,465.00	119,292.00	238,587.00	238,586.00	238,586.00
		POLLUTION PREVENTION	The Respondent will contribute to Barbers Hill Independent School District's ("Barbers Hill ISD") Alternative Fueled Vehicle and Equipment Program. SEP monies will be used to retire current diesel-powered or gasoline powered vehicles and equipment and replace those vehicles and equipment with alternative-fueled vehicles and equipment; convert current vehicles and equipment to alternative-fueled equipment; or retrofit current gasoline or diesel-powered equipment.					119,293.00	119,293.00
		POLLUTION PREVENTION	The contribution will be used in accordance with the Supplemental Environmental Project Agreement between the Houston-Galveston AERCO and the Texas Commission on Environmental Quality. SEP monies will be used to pay for the cost of replacing older diesel buses with alternative fueled or clean diesel buses.					119,293.00	119,293.00
AQ	49949	NOLTEX L.L.C.	04/28/2016	1.00:1	102,000.00	0.00	51,000.00	51,000.00	51,000.00
		POLLUTION REDUCTION	Contribution to Pre-Approved SEP					51,000.00	51,000.00
AQ	50164	Shell Oil Company	01/21/2016	1.00:1	25,000.00	0.00	12,500.00	12,500.00	12,500.00
		POLLUTION PREVENTION	Railroad Commission of Texas - Alternative Fuels Clean School Bus Replacement Program. The contribution will be used in accordance with the SEP between the Third-Party Recipient and the TCEQ. Specifically, the contribution will be used to reduce nitrogen oxides, volatile organic compounds, carbon monoxide, and particulate matter emissions by replacing older diesel buses with newer buses that meet more stringent emission standards.					12,500.00	12,500.00
AQ	51102	ExxonMobil Oil Corporation	07/13/2016	1.00:1	50,000.00	0.00	25,000.00	25,000.00	25,000.00
		POLLUTION PREVENTION	Performing Party shall operate, maintain, and potentially expand the existing Southeast Texas Regional Air Monitoring Network which includes nine monitoring stations currently at the following locations: 1) Beaumont CAM#2; 2) Cove School CAM #C695; 3) Mauriceville CAM#642; 4) Port Arthur (Motiva) Industrial Site CAM #C628; 5) Port Arthur Memorial High School campus CAM #C689; 6) Port Neches CAM #136; 7) Sabine Pass CAM #C640; 8) Southeast Texas Regional Airport CAM #C643; 9) West Orange CAM #C9.					25,000.00	25,000.00
AQ	51258	TXI Operations, LP	07/13/2016	1.00:1	22,688.00	4,537.00	9,076.00	9,075.00	9,075.00

\* There are Multiple Respondent Names associated to this Case No.

## Appendix 10: List of SEPs & SEP Projects - FY 2016

### Single Program

	POLLUTION PREVENTION	The Performing Party shall provide reimbursement to schools, school districts, or school bus operators that retrofit, repower, or replace older school buses with newer model year buses or cleaner technology. Retrofitting, in this context, means installing devices to reduce exhaust emissions that are verified or certified by the U.S. Environmental Protection Agency (EPA) or the California Air Resources Board (CARB) as proven retrofit technologies. Repowering, in this context, means replacing older engines with newer, cleaner engines but keeping the same vehicle body. All replacement engines must be certified or verified by the EPA or CARB.	9,075.00	9,075.00					
AQ	49794	KM Liquids Terminals LLC	10/17/2015	1.00:1	62,625.00	12,525.00	25,050.00	25,050.00	25,050.00
	POLLUTION PREVENTION	The contribution will be used in accordance with the Supplemental Environmental Project Agreement between the Houston-Galveston AERCO and the Texas Commission on Environmental Quality. SEP monies will be used to pay for the cost of replacing older diesel buses with alternative fueled or clean diesel buses.	25,050.00	25,050.00					
AQ	50641	Air Products LLC	04/08/2016	1.00:1	15,157.00	3,031.00	6,063.00	6,063.00	6,063.00
	POLLUTION PREVENTION	Railroad Commission of Texas - Alternative Fuels Clean School Bus Replacement Program. The contribution will be used in accordance with the SEP between the Third-Party Recipient and the TCEQ. Specifically, the contribution will be used to reduce nitrogen oxides, volatile organic compounds, carbon monoxide, and particulate matter emissions by replacing older diesel buses with newer buses that meet more stringent emission standards.	6,063.00	6,063.00					
AQ	51647	ExxonMobil Oil Corporation	08/09/2016	1.00:1	14,063.00	2,812.00	5,626.00	5,625.00	5,625.00
	POLLUTION PREVENTION	SEP funds will be used by the Third-Party Administrator to purchase equipment (such as automated canister samplers), hardware, software, and licenses to enable the monitoring, and for the cost of operating, maintaining, and periodically upgrading or adding to these air monitoring stations along with ancillary equipment approved by TCEQ.	5,625.00	5,625.00					
AQ	51310	TPC Group LLC	03/22/2016	1.00:1	3,563.00	712.00	1,426.00	1,425.00	1,425.00
	POLLUTION PREVENTION	Performing Party shall use SEP Funds to perform energy efficiency upgrades on public buildings and infrastructure. Specifically, SEP Funds may only be used for: 1) the cost of conducting energy efficiency audits; 2) the incremental cost for construction or implementation of energy-efficiency upgrades (versus the cost of non-energy efficiency upgrades); 3) the incremental cost of purchase of more energy-efficient equipment or appliances (versus the cost of purchasing non-energy efficient equipment or appliances); or 4) other direct costs authorized in advance by TCEQ.	1,425.00	1,425.00					
AQ	51113	Oxy Vinyls, LP	05/25/2016	1.00:1	13,680.00	2,736.00	5,472.00	5,472.00	5,472.00
	POLLUTION PREVENTION	The contribution will be used in accordance with the Supplemental Environmental Project Agreement between the Houston-Galveston AERCO and the Texas Commission on Environmental Quality. SEP monies will be used to pay for the cost of replacing older diesel buses with alternative fueled or clean diesel buses.	5,472.00	5,472.00					
AQ	50464	Chevron Phillips Chemical Company LP	01/28/2016	1.00:1	13,125.00	2,625.00	5,250.00	5,250.00	5,250.00
	POLLUTION PREVENTION	The contribution will be used in accordance with the Supplemental Environmental Project Agreement between the Borger Independent School District and the Texas Commission on Environmental Quality. The school district, through an asbestos certified contractor, will remove asbestos from Central Elementary, the Borger High School Auditorium, and the Gateway Elementary. The asbestos present in these schools is currently stable and there is no requirement to remove it. The school district is removing the asbestos due to the age of the asbestos and the likelihood of increased traffic in the affected areas in the future. The SEP will be done in accordance with all federal, state and local environmental laws and regulations.	5,250.00	5,250.00					
AQ	51384	Total Petrochemicals & Refining USA, Inc.	05/17/2016	1.00:1	7,500.00	1,500.00	3,000.00	3,000.00	3,000.00

\* There are Multiple Respondent Names associated to this Case No.

## Appendix 10: List of SEPs & SEP Projects - FY 2016

### Single Program

	POLLUTION PREVENTION	Conduct home energy audits and to assist low income residents in the West Port Arthur area in improving their homes' energy efficiency such as by caulking, weatherizing, insulating, and replacing heating and cooling systems and major appliances with new, energy efficient equipment.	3,000.00	3,000.00					
AQ	51272	Lower Colorado River Authority	04/28/2016	1.00:1	41,438.00	8,287.00	0.00	33,151.00	33,151.00
	POLLUTION PREVENTION	The contribution will be used to reimburse local school districts for the cost of retrofitting or replacing school buses with cleaner technology buses to reduce air pollution emissions.						33,151.00	33,151.00
AQ	49255	Total Petrochemicals & Refining USA, Inc.	09/15/2015	1.00:1	55,000.00	0.00	27,500.00	27,500.00	27,500.00
	POLLUTION PREVENTION	Performing Party shall operate, maintain, and potentially expand the existing Southeast Texas Regional Air Monitoring Network which includes nine monitoring stations currently at the following locations: 1) Beaumont CAM#2; 2) Cove School CAM #C695; 3) Mauriceville CAM#642; 4) Port Arthur (Motiva) Industrial Site CAM #C628; 5) Port Arthur Memorial High School campus CAM #C689; 6) Port Neches CAM #136; 7) Sabine Pass CAM #C640; 8) Southeast Texas Regional Airport CAM #C643; 9) West Orange CAM #C9.						27,500.00	27,500.00
AQ	51758	PHILLIPS 66 COMPANY	08/24/2016	1.00:1	26,250.00	5,250.00	10,500.00	10,500.00	10,500.00
	POLLUTION PREVENTION	Performing Party shall use SEP Funds to perform energy efficiency upgrades on public buildings and infrastructure. Specifically, SEP Funds may only be used for: 1) the cost of conducting energy efficiency audits; 2) the incremental cost for construction or implementation of energy-efficiency upgrades (versus the cost of non-energy efficiency upgrades); 3) the incremental cost of purchase of more energy-efficient equipment or appliances (versus the cost of purchasing non-energy efficient equipment or appliances); or 4) other direct costs authorized in advance by TCEQ.						10,500.00	10,500.00
AQ	50656	Nelson Gardens Energy, LLC	06/27/2016	1.00:1	13,938.00	2,787.00	5,576.00	5,575.00	5,575.00
	POLLUTION PREVENTION	Landfill Visibility Marker Installation						5,575.00	5,575.00
AQ	50309	Alcoa Inc.	11/08/2015	1.00:1	2,963.00	592.00	1,186.00	1,185.00	1,185.00
	POLLUTION PREVENTION	The contribution will be used to reimburse local school districts for the cost of retrofitting or replacing school buses with cleaner technology buses to reduce air pollution emissions.						1,185.00	1,185.00
AQ	51237	Flint Hills Resources Port Arthur, LLC	04/26/2016	1.00:1	6,563.00	1,312.00	2,626.00	2,625.00	2,625.00
	POLLUTION PREVENTION	Conduct home energy audits and to assist low income residents in the West Port Arthur area in improving their homes' energy efficiency such as by caulking, weatherizing, insulating, and replacing heating and cooling systems and major appliances with new, energy efficient equipment.						2,625.00	2,625.00
AQ	51509	Targa Midstream Services LLC	08/09/2016	1.00:1	25,000.00	0.00	12,500.00	12,500.00	12,500.00
	POLLUTION PREVENTION	Clean School Bus Project - Third-Party Administrator operates a fleet of school buses. Some of these buses are older and emit harmful air pollution. Third-Party Administrator shall use SEP Funds to purchase a lower-emission school bus that is model year 2010 or newer ("Replacement Bus") to replace a bus that is model year 1995 ("Older Bus"), thus removing the Older Bus from the roads.						12,500.00	12,500.00
AQ	49308	Samsung Austin Semiconductor, LLC	02/11/2016	1.00:1	9,145.00	0.00	4,573.00	4,572.00	4,572.00
	POLLUTION PREVENTION	Project will fuse funds to aid local school districts, area transit agencies, and local governments in need of funding assistance to pay for the cost of the following activities to reduce emissions: 1) replacing older diesel buses with alternative fueled or clean diesel buses; or 2) retrofitting older diesel buses with new cleaner technology. RC&D shall disburse funds to school districts, area transit agencies, or local governments on a needs-rated basis, using non-attainment area status, condition of buses, or economic status of recipient as possible rating factors if competition for funds exists.						4,572.00	4,572.00

\* There are Multiple Respondent Names associated to this Case No.

## Appendix 10: List of SEPs & SEP Projects - FY 2016

### Single Program

AQ	50378	E. I. du Pont de Nemours and Company	02/04/2016	1.00:1	159,597.00	31,919.00	63,839.00	63,839.00	63,839.00
		POLLUTION PREVENTION	Project will fuse funds to aid local school districts, area transit agencies, and local governments in need of funding assistance to pay for the cost of the following activities to reduce emissions: 1) replacing older diesel buses with alternative fueled or clean diesel buses; or 2) retrofitting older diesel buses with new cleaner technology. RC&D shall disburse funds to school districts, area transit agencies, or local governments on a needs-rated basis, using non-attainment area status, condition of buses, or economic status of recipient as possible rating factors if competition for funds exists.				63,839.00	63,839.00	
AQ	47077	ONEOK Hydrocarbon Southwest, LLC	06/13/2016	1.00:1	14,858.00	2,971.00	5,944.00	5,943.00	5,943.00
		POLLUTION PREVENTION	Clean School Bus Project - Third-Party Administrator operates a fleet of school buses. Some of these buses are older and emit harmful air pollution. Third-Party Administrator shall use SEP Funds to purchase a lower-emission school bus that is model year 2010 or newer ("Replacement Bus") to replace a bus that is model year 1995 ("Older Bus"), thus removing the Older Bus from the roads. Third-Party Administrator shall ensure that the Replacement Bus has an engine that meets 2010 EPA Standards.				5,943.00	5,943.00	
AQ	51597	Total Petrochemicals & Refining USA, Inc.	08/24/2016	1.00:1	45,000.00	9,000.00	18,000.00	18,000.00	18,000.00
		POLLUTION PREVENTION	Conduct home energy audits and to assist low income residents in the West Port Arthur area in improving their homes' energy efficiency such as by caulking, weatherizing, insulating, and replacing heating and cooling systems and major appliances with new, energy efficient equipment.				18,000.00	18,000.00	
AQ	51576	Shell Chemical LP	08/09/2016	1.00:1	75,000.00	0.00	37,500.00	37,500.00	37,500.00
		POLLUTION PREVENTION	SEP funds will be used to supplement existing operation of a network of ambient air monitoring stations that continuously measure and record concentrations of ambient air pollutants. Specifically, SEP Funds will be used to operate, maintain, and potentially expand portions of the existing ambient air quality monitoring network in the Houston area in order to continue to provide information on data quality and trends to the public, TCEQ, and industry representatives.				37,500.00	37,500.00	
AQ	50435	Motiva Enterprises LLC	10/11/2015	1.00:1	6,563.00	1,312.00	2,626.00	2,625.00	2,625.00
		POLLUTION PREVENTION	The City of Port Arthur shall use SEP Funds to perform energy efficiency upgrades on public buildings and infrastructure. Specifically, SEP Funds may only be used for: 1) the cost of conducting energy efficiency audits, 2) the incremental cost for construction or implementation of energy-efficiency upgrades, 3) the incremental cost of purchase of equipment or appliances that are more energy-efficient (versus the cost of purchasing non-energy efficient equipment or appliances), or 4) other direct cost authorized in advance by TCEQ.				2,625.00	2,625.00	
AQ	51534	Kuraray America, Inc.	08/24/2016	1.00:1	25,000.00	0.00	12,500.00	12,500.00	12,500.00
		POLLUTION PREVENTION	SEP funds will be used to supplement existing operation of a network of ambient air monitoring stations that continuously measure and record concentrations of ambient air pollutants. Specifically, SEP Funds will be used to operate, maintain, and potentially expand portions of the existing ambient air quality monitoring network in the Houston area in order to continue to provide information on data quality and trends to the public, TCEQ, and industry representatives.				12,500.00	12,500.00	
AQ	51954	TPC Group LLC	07/12/2016	1.00:1	7,125.00	1,425.00	2,850.00	2,850.00	2,850.00

\* There are Multiple Respondent Names associated to this Case No.

## Appendix 10: List of SEPs & SEP Projects - FY 2016

### Single Program

	POLLUTION PREVENTION	SEP funds will be used by the Third-Party Administrator to purchase equipment (such as automated canister samplers), hardware, software, and licenses to enable the monitoring, and for the cost of operating, maintaining, and periodically upgrading or adding to these air monitoring stations along with ancillary equipment approved by TCEQ. Performing Party shall ensure that the data is validated and sent to TCEQ's Leading Environmental Analysis and Display (LEADS) system. All costs associated with the collection, transfer, and formatting of these data to be compatible with the LEADS system is the responsibility of the Third-Party Administrator.	2,850.00	2,850.00					
AQ	49714	Bonanza Industries, Inc.	10/17/2015	1.00:1	20,349.00	4,069.00	8,140.00	8,140.00	8,140.00
	POLLUTION PREVENTION	Clean School Bus Project - Third-Party Administrator operates a fleet of school buses. Some of these buses are older and emit harmful air pollution. Third-Party Administrator shall use SEP Funds to purchase a lower-emission school bus that is model year 2010 or newer ('Replacement Bus') to replace a bus that is model year 1995 ("Older Bus"), thus removing the Older Bus from the roads.	8,140.00	8,140.00					
AQ	50699	South Texas Aggregates, Inc.	04/28/2016	1.00:1	11,250.00	2,250.00	4,500.00	4,500.00	4,500.00
	POLLUTION PREVENTION	Railroad Commission of Texas - Alternative Fuels Clean School Bus Replacement Program. The contribution will be used in accordance with the SEP between the Third-Party Recipient and the TCEQ. Specifically, the contribution will be used to reduce nitrogen oxides, volatile organic compounds, carbon monoxide, and particulate matter emissions by replacing older diesel buses with newer buses that meet more stringent emission standards.	4,500.00	4,500.00					
AQ	51243	Marathon Oil EF LLC	06/27/2016	1.00:1	9,150.00	1,830.00	3,660.00	3,660.00	3,660.00
	POLLUTION PREVENTION	RC&D will coordinate with local city and county government officials to clean-up sites where tires have been disposed of illegally. Contributions will be used to clean up illegal tire sites. Eligible sites will be limited to areas where a responsible party can not be identified and where there is no preexisting obligation to clean up the site by the owner or government. SEP monies will be used for the direct cost of collection and disposal of debris and tires.	3,660.00	3,660.00					
AQ	51515	PHILLIPS 66 COMPANY	08/24/2016	1.00:1	21,288.00	4,257.00	8,516.00	8,515.00	8,515.00
	POLLUTION PREVENTION	Project will fuse funds to aid local school districts, area transit agencies, and local governments in need of funding assistance to pay for the cost of the following activities to reduce emissions: 1) replacing older diesel buses with alternative fueled or clean diesel buses; or 2) retrofitting older diesel buses with new cleaner technology. RC&D shall disburse funds to school districts, area transit agencies, or local governments on a needs-rated basis, using non-attainment area status, condition of buses, or economic status of recipient as possible rating factors if competition for funds exists.	8,515.00	8,515.00					
AQ	51881	Total Petrochemicals & Refining USA, Inc.	07/12/2016	1.00:1	6,563.00	1,312.00	2,626.00	2,625.00	2,625.00
	POLLUTION PREVENTION	Conduct home energy audits and to assist low income residents in the West Port Arthur area in improving their homes' energy efficiency such as by caulking, weatherizing, insulating, and replacing heating and cooling systems and major appliances with new, energy efficient equipment.	2,625.00	2,625.00					
AQ	51172	Total Petrochemicals & Refining USA, Inc. *	05/25/2016	1.00:1	65,000.00	0.00	32,500.00	32,500.00	32,500.00
	POLLUTION PREVENTION	Conduct home energy audits and to assist low income residents in the West Port Arthur area in improving their homes' energy efficiency such as by caulking, weatherizing, insulating, and replacing heating and cooling systems and major appliances with new, energy efficient equipment.	32,500.00	32,500.00					
AQ	50544	The Lubrizol Corporation	02/04/2016	1.00:1	30,000.00	6,000.00	12,000.00	12,000.00	12,000.00

\* There are Multiple Respondent Names associated to this Case No.



## Appendix 10: List of SEPs & SEP Projects - FY 2016

### Single Program

		POLLUTION PREVENTION	Performing Party shall use SEP Funds to perform energy efficiency upgrades on public buildings and infrastructure. Specifically, SEP Funds may only be used for: 1) the cost of conducting energy efficiency audits; 2) the incremental cost for construction or implementation of energy-efficiency upgrades (versus the cost of non-energy efficiency upgrades); 3) the incremental cost of purchase of more energy-efficient equipment or appliances (versus the cost of purchasing non-energy efficient equipment or appliances); or 4) other direct costs authorized in advance by TCEQ.	12,000.00	12,000.00				
IHW	46899	LUFKIN CREOSOTING CO., INC.	11/10/2015	1.00:1	30,627.00	0.00	15,314.00	15,313.00	15,313.00
		ENVIRONMENTAL ENHANCEMENT	CONTRIBUTE TO BIG THICKET ASSOCIATION				15,313.00	15,313.00	
IHW	50215	ShawCor Pipe Protection LLC	08/09/2016	1.00:1	30,563.00	6,112.00	12,226.00	12,225.00	12,225.00
		POLLUTION PREVENTION	The Respondent will contribute to The Trust for Public Land ("TPL") Galveston Bay Natural Area Acquisition and Conservation Project in Galveston County. The contribution will be used in accordance with the Supplemental Environmental Project Agreement between TPL and the Texas Commission on Environmental Quality. SEP monies will be used to acquire land to preserve open space in the Galveston Bay watershed.				12,225.00	12,225.00	
IHW	50162	Republic Services, Inc.	09/26/2015	1.00:1	1,125.00	225.00	450.00	450.00	450.00
		POLLUTION PREVENTION	Project will coordinate with city and/or county government for the clean up of sites where trash and debris has been disposed of illegally. Eligible sites will be limited to those where a responsible party can not be identified, there is no preexisting obligation to clean up the site by the owner or the government, and reasonable efforts have already been taken to prevent the dumping. SEP funds shall be used for the direct cost of collection and disposal of the trash and debris.				450.00	450.00	
IHW	48085	J. M. Holm & Co., Inc.	09/15/2015	1.00:1	35,000.00	7,000.00	14,000.00	14,000.00	14,000.00
		POLLUTION PREVENTION	Contributions will be used to pay for labor and materials costs associated with implementing the Marsh Mania Project, which include restoring shoreline elevations, growing plants for shoreline restoration, and planting new habitat. Historic subsidence and erosion have resulted in shoreline elevations which are too low to support vegetation.				7,000.00	7,000.00	
		POLLUTION PREVENTION	Contributions will be used in accordance with the Supplemental Environmental Project Agreement between the Armand Bayou Nature Center and the Texas Commission on Environmental Quality. The tallgrass prairie was once a common ecosystem in Texas and the United States. Today more than 99% of this habitat has been lost and the remainder is highly fragmented and severely threatened by exotic species and development. Prescribed burning is one stewardship tool used to maintain a tallgrass prairie ecosystem.				7,000.00	7,000.00	
IHW	51127	Kiewit Offshore Services, Ltd.	08/09/2016	1.00:1	10,978.00	2,195.00	4,392.00	4,391.00	4,391.00
		POLLUTION PREVENTION	Third-Party Administrator manages a system of island sanctuaries along the Texas coast. These islands constitute more than 4,000 acres that are home to twenty-five species of colonial waterbirds, several of which are considered endangered or threatened. Many of the species of waterbirds nest only on islands owned or leased by Third-Party Administrator.				4,391.00	4,391.00	
MSW	47346	City of Colorado City	08/09/2016	1.00:1	20,250.00	4,050.00	0.00	16,200.00	16,200.00
		POLLUTION PREVENTION	Project will repair or replace failing water systems or on-site wastewater systems for low-income homeowners. SEP funds will be used to pay for the labor and material costs related to repairing or replacing the failing systems. The recipients will not be charged for the cost of replacing or repairing the failing system.				16,200.00	16,200.00	
PST	50425	Texas Department of Transportation	12/08/2015	1.00:1	5,627.00	1,125.00	0.00	4,502.00	4,502.00

\* There are Multiple Respondent Names associated to this Case No.

## Appendix 10: List of SEPs & SEP Projects - FY 2016

### Single Program

	POLLUTION PREVENTION	The contribution will be to the Trans-Pecos Water & Land Trust for the Trans-Pecos Water Rights Acquisition Project. The contribution will be used in accordance with the Supplemental Environmental Project between the Third-Party Recipient and the TCEQ (the "Project"). Specifically, the SEP Offset Amount will be used to acquire, by lease or purchase, surface water rights from various owners of existing water rights in the Rio Grande River Basin in Texas.	4,502.00	4,502.00					
PST	49644	Dupre Logistics L L C	09/20/2015	1.00:1	9,453.00	1,890.00	3,782.00	3,781.00	3,781.00
	POLLUTION PREVENTION	Contributions will be used to pay for labor and materials costs associated with implementing the Marsh Mania Project, which include restoring shoreline elevations, growing plants for shoreline restoration, and planting new habitat. Historic subsidence and erosion have resulted in shoreline elevations which are too low to support vegetation.	1,891.00	1,891.00					
	POLLUTION PREVENTION	Third-Party Administrator manages a system of island sanctuaries along the Texas coast. These islands constitute more than 4,000 acres that are home to twenty-five species of colonial waterbirds, several of which are considered endangered or threatened. Many of the species of waterbirds nest only on islands owned or leased by Third-Party Administrator.	1,890.00	1,890.00					
PST	50319	WESTERN REFINING RETAIL, LLC	08/09/2016	1.00:1	10,125.00	2,025.00	4,050.00	4,050.00	4,050.00
	POLLUTION PREVENTION	RC&D will coordinate with local city and county government officials to clean-up sites where tires have been disposed of illegally. Contributions will be used to clean up illegal tire sites. Eligible sites will be limited to areas where a responsible party can not be identified and where there is no preexisting obligation to clean up the site by the owner or government. SEP monies will be used for the direct cost of collection and disposal of debris and tires.	4,050.00	4,050.00					
PST	50508	Texas Department of Transportation	11/17/2015	1.00:1	4,688.00	937.00	0.00	3,751.00	3,751.00
	POLLUTION PREVENTION	RC&D will coordinate with local city and county government officials to clean-up sites where tires have been disposed of illegally. Contributions will be used to clean up illegal tire sites. Eligible sites will be limited to areas where a responsible party can not be identified and where there is no preexisting obligation to clean up the site by the owner or government. SEP monies will be used for the direct cost of collection and disposal of debris and tires.	3,751.00	3,751.00					
PWS	49756	City of Portland	09/26/2015	1.00:1	4,373.00	874.00	0.00	3,499.00	3,499.00
	POLLUTION PREVENTION	The SEP Offset Amount will be used to develop a landscape design, install a drip irrigation system, prepare the restoration area for planting, and plant xeriscape species and hardy native trees, shrubs, forbs, and grasses. The planting will serve to cover and bind the soil with their root systems thereby reducing soil erosion as well as provide fruit, nectar, seeds, and other bird foraging habitat.	3,499.00	3,499.00					
PWS	50886	West Wise Special Utility District	04/28/2016	1.00:1	1,500.00	0.00	0.00	1,500.00	1,500.00
	POLLUTION PREVENTION	Household Hazardous Waste Collection Events - Third-Party Administrator shall hold household hazardous waste collection events in three regional locations to offer citizens the opportunity to recycle and/or dispose of hazardous material including paint, tires, poisons, antifreeze, used electronics, and other items that are difficult to dispose of in order to deter illegal dumping of these materials.	1,500.00	1,500.00					
PWS	50619	Archdiocese of Galveston Houston	12/08/2015	1.00:1	2,110.00	422.00	0.00	1,688.00	1,688.00
	POLLUTION PREVENTION	Contributions will be used to pay for labor and materials costs associated with implementing the Marsh Mania Project, which include restoring shoreline elevations, growing plants for shoreline restoration, and planting new habitat. Historic subsidence and erosion have resulted in shoreline elevations which are too low to support vegetation.	1,688.00	1,688.00					
WQ	51346	City of Kingsville	08/09/2016	1.00:1	39,375.00	7,875.00	0.00	31,500.00	31,500.00

\* There are Multiple Respondent Names associated to this Case No.

## Appendix 10: List of SEPs & SEP Projects - FY 2016

### Single Program

	POLLUTION PREVENTION	Project shall coordinate collection events for local residents to bring in household hazardous waste such as paint, thinners, pesticides, oil and gas, corrosive cleaners, and fertilizers for proper disposal. Where available, the projects may also offer electronics collection and recycling. SEP funds shall be used for collection, recycling and disposal.	31,500.00	31,500.00					
WQ	51775	City of Murphy	08/24/2016	1.00:1	8,250.00	1,650.00	0.00	6,600.00	6,600.00
	POLLUTION PREVENTION	This Project will extend the Texas Water Development Board's ("TWDB") existing groundwater level monitoring network by funding the installation and maintenance of automatic real-time groundwater level recorders in every Texas county. The data generated from the extended network will be made available to the public to provide awareness of the effects of drought on Texas' minor and major aquifers and assist in groundwater management planning at the local and statewide level.	6,600.00	6,600.00					
WQ	50555	United States Gypsum Company	11/03/2015	1.00:1	5,000.00	1,000.00	2,000.00	2,000.00	2,000.00
	POLLUTION PREVENTION	Contributions will be used to pay for labor and materials costs associated with implementing the Marsh Mania Project, which include restoring shoreline elevations, growing plants for shoreline restoration, and planting new habitat. Historic subsidence and erosion have resulted in shoreline elevations which are too low to support vegetation. This project will seek to raise elevations by scraping and terracing. Scraping involves the use of earthmoving equipment to grae an eroded, bluff-like shoreline so that it slopes gradually towards the water resulting in the ability of plant growth. Terracing uses earthmoving equipment to create small levees by burrowing and stacking sediment in shallow water.	2,000.00	2,000.00					
WQ	48316	Northwest Harris County Municipal Utility District 23 *	09/20/2015	1.00:1	68,250.00	13,650.00	0.00	54,600.00	54,600.00
	POLLUTION PREVENTION	Bayou Land Conservancy - Lake Houston Watershed - Western Watershed Protection Project: BLC has identified approximately 600 acres along the West Fork of the San Jacinto River, Spring Creek, Cypress Creek, and Lake Creek for acquisition of perpetual conservation easements in accordance with Subchapter A, Chapter 183, Texas Natural Resources Code.	18,200.00	18,200.00					
	POLLUTION PREVENTION	Contributions will be used to pay for labor and materials costs associated with implementing the Marsh Mania Project, which include restoring shoreline elevations, growing plants for shoreline restoration, and planting new habitat. Historic subsidence and erosion have resulted in shoreline elevations which are too low to support vegetation.	18,200.00	18,200.00					
	POLLUTION PREVENTION	Contributions will be used in accordance with the Supplemental Environmental Project Agreement between the Armand Bayou Nature Center and the Texas Commission on Environmental Quality. The tallgrass prairie was once a common ecosystem in Texas and the United States. Today more than 99% of this habitat has been lost and the remainder is highly fragmented and severely threatened by exotic species and development. Prescribed burning is one stewardship tool used to maintain a tallgrass prairie ecosystem.	18,200.00	18,200.00					
WQ	51591	City of Holland	08/24/2016	1.00:1	11,237.00	2,247.00	0.00	8,990.00	8,990.00
	POLLUTION REDUCTION	Compliance SEP: WWTP Improvements	8,990.00	8,990.00					
WQ	50337	City of Tatum	12/05/2015	1.00:1	8,500.00	1,700.00	0.00	6,800.00	6,800.00
	POLLUTION PREVENTION	Project will repair or replace failing water systems or on-site wastewater systems for low-income homeowners. SEP funds will be used to pay for the labor and material costs related to repairing or replacing the failing systems. The recipients will not be charged for the cost of replacing or repairing the failing system. Benefit: Protect water sources for drinking, recreation and wildlife from contamination from the failing treatment systems; protect public health from contaminated drinking water supplies.	6,800.00	6,800.00					
WQ	50102	Zachry-Odebrecht Parkway Builders	11/16/2015	1.00:1	8,626.00	1,725.00	3,451.00	3,450.00	3,450.00

\* There are Multiple Respondent Names associated to this Case No.

## Appendix 10: List of SEPs & SEP Projects - FY 2016

### Single Program

	POLLUTION PREVENTION	Bayou Land Conservancy - Lake Houston Watershed - Western Watershed Protection Project: BLC has identified approximately 600 acres along the West Fork of the San Jacinto River, Spring Creek, Cypress Creek, and Lake Creek for acquisition of perpetual conservation easements in accordance with Subchapter A, Chapter 183, Texas Natural Resources Code.	3,450.00	3,450.00					
WQ	50349	Brazos Electric Power Cooperative, Inc.	10/17/2015	1.00:1	8,125.00	1,625.00	0.00	6,500.00	6,500.00
	POLLUTION PREVENTION	Brazoria County shall provide assistance to low income homeowners to repair or replace failing or inadequately designed On-Site Sewage Facilities (OSSFs) within the county. Many of the OSSFs currently in operation in Brazoria County are substandard and result in the release of sewage in residential areas, public rights-of-way, and waterways. Brazoria County shall use SEP funds to pay for contractors for direct costs that the homeowners would have been responsible for, such as: Design and specifications; Engineering costs; Contractor expenses related to installing the OSSFs or interconnecting the homes to a central OSSF; and Contractor expenses related to demolishing and removing the existing failing OSSF. Brazoria County shall use its own funds to pre-screen residents for eligibility for the program, to issue permits for the system modifications, to provide educational materials and training to participants, and to perform construction and final inspections.	6,500.00	6,500.00					
WQ	49393	North Texas Municipal Water District	02/27/2016	1.00:1	15,000.00	0.00	0.00	15,000.00	15,000.00
	POLLUTION PREVENTION	Household Hazardous Waste Collection Events - Third-Party Administrator shall hold household hazardous waste collection events in three regional locations to offer citizens the opportunity to recycle and/or dispose of hazardous material including paint, tires, poisons, antifreeze, used electronics, and other items that are difficult to dispose of in order to deter illegal dumping of these materials. The locations will be in the county seats of Cooke, Grayson, and Fannin Counties so that all citizens in the region have an opportunity to properly dispose of HHW and do not have to drive a disproportionate distance to take advantage of the service.	15,000.00	15,000.00					
WQ	51154	City Of Menard	02/02/2016	1.00:1	3,600.00	720.00	0.00	2,880.00	2,880.00
	POLLUTION PREVENTION	RC&D will coordinate with local city and county government officials to clean-up sites where tires have been disposed of illegally. Contributions will be used to clean up illegal tire sites. Eligible sites will be limited to areas where a responsible party can not be identified and where there is no preexisting obligation to clean up the site by the owner or government. SEP monies will be used for the direct cost of collection and disposal of debris and tires.	2,880.00	2,880.00					
WQ	49940	City of Pasadena	05/25/2016	1.00:1	42,188.00	0.00	0.00	42,188.00	42,188.00
	POLLUTION PREVENTION	Trash Bash is an annual event that entails the use of volunteers to clean up trash and pollutants from Galveston Bay and waterways in the San Jacinto watershed. The project has resulted in the removal of an average of 141.7 tons of trash and 729 abandoned tires annually from these waterways. SEP monies will pay for materials, supplies, disposal costs and transportation costs directly associated with the clean up of trash.	2,188.00	2,188.00					
	POLLUTION PREVENTION	Contributions will be used in accordance with the Supplemental Environmental Project Agreement between the Armand Bayou Nature Center and the Texas Commission on Environmental Quality. The tallgrass prairie was once a common ecosystem in Texas and the United States. Today more than 99% of this habitat has been lost and the remainder is highly fragmented and severely threatened by exotic species and development.	20,000.00	20,000.00					

\* There are Multiple Respondent Names associated to this Case No.

## Appendix 10: List of SEPs & SEP Projects - FY 2016

### Single Program

	POLLUTION PREVENTION	Contributions will be used in accordance with the Supplemental Environmental Project Agreement between the TPL and the Texas Commission on Environmental Quality. Specifically, the contribution will be used for the identification and acquisition of projects, land purchases, and transfer of land to a public agency or nonprofit organization, which will be the ultimate fee title holder and permanent steward for the property. TPL will ensure that each property is encumbered with a conservation easement which will preserve the property into perpetuity. SEP monies will be used to pay for the purchase of land.	20,000.00	20,000.00					
WQ	47434	City of Killeen	08/09/2016	1.00:1	37,875.00	0.00	0.00	37,875.00	37,875.00
	ENVIRONMENTAL RESTORATION	Install gabion baskets on Nolan Creek						37,875.00	37,875.00
WQ	50126	City of Cleburne	05/18/2016	1.00:1	5,625.00	0.00	0.00	5,625.00	5,625.00
	POLLUTION PREVENTION	Project shall coordinate collection events for local residents to bring in household hazardous waste such as paint, thinners, pesticides, oil and gas, corrosive cleaners, and fertilizers for proper disposal. Where available, the projects may also offer electronics collection and recycling. SEP funds shall be used for collection, recycling and disposal.						5,625.00	5,625.00
WQ	51037	City of Groveton	08/16/2016	1.00:1	4,876.00	975.00	0.00	3,901.00	3,901.00
	POLLUTION PREVENTION	Project shall coordinate collection events for local residents to bring in household hazardous waste such as paint, thinners, pesticides, oil and gas, corrosive cleaners, and fertilizers for proper disposal. Where available, the projects may also offer electronics collection and recycling. SEP funds shall be used for collection, recycling and disposal.						3,901.00	3,901.00
WQ	51094	City of Wichita Falls	08/09/2016	1.00:1	21,250.00	0.00	0.00	21,250.00	21,250.00
	POLLUTION PREVENTION	Project will repair or replace failing water systems or on-site wastewater systems for low-income homeowners. SEP funds will be used to pay for the labor and material costs related to repairing or replacing the failing systems. The recipients will not be charged for the cost of replacing or repairing the failing system. Benefit: Protect water sources for drinking, recreation and wildlife from contamination from the failing treatment systems; protect public health from contaminated drinking water supplies.						21,250.00	21,250.00
WQ	51057	D.R. Horton - Texas, Ltd.	05/18/2016	1.00:1	9,000.00	1,800.00	3,600.00	3,600.00	3,600.00
	POLLUTION PREVENTION	BLC has identified approximately 600 acres along the West Fork of the San Jacinto River, Spring Creek, Cypress Creek, and Lake Creek for acquisition of perpetual conservation easements in accordance with Subchapter A, Chapter 183, Texas Natural Resources Code. The goal of this Project is to protect the floodplain within the western tributaries of the Lake Houston Watershed.						3,600.00	3,600.00
WQ	49954	Martin Operating Partnership L.P.	02/04/2016	1.00:1	10,500.00	2,100.00	4,200.00	4,200.00	4,200.00
	POLLUTION PREVENTION	Contributions will be used in accordance with the Supplemental Environmental Project Agreement between the Armand Bayou Nature Center and the Texas Commission on Environmental Quality. The tallgrass prairie was once a common ecosystem in Texas and the United States. Today more than 99% of this habitat has been lost and the remainder is highly fragmented and severely threatened by exotic species and development. Prescribed burning is one stewardship tool used to maintain a tallgrass prairie ecosystem.						1,400.00	1,400.00
	POLLUTION PREVENTION	The contribution will be to Jefferson County Government to be used for the Cheek Community First Time Sewer Service for Low Income Home Owners project. Specifically, SEP monies will be used to provide first time sewer service for low-income residential customers in the Candlelight and Martel Subdivisions (Cheek Community) located in the western area of Jefferson County.						1,400.00	1,400.00

\* There are Multiple Respondent Names associated to this Case No.

## Appendix 10: List of SEPs & SEP Projects - FY 2016

### Single Program

		POLLUTION PREVENTION	Contributions will be used to pay for labor and materials costs associated with implementing the Marsh Mania Project, which include restoring shoreline elevations, growing plants for shoreline restoration, and planting new habitat. Historic subsidence and erosion have resulted in shoreline elevations which are too low to support vegetation. This project will seek to raise elevations by scraping and terracing. Scraping involves the use of earthmoving equipment to grade an eroded, bluff-like shoreline so that it slopes gradually towards the water resulting in the ability of plant growth.	1,400.00	1,400.00				
WQ	49708	City of Edna	04/15/2016	1.00:1	134,002.00	0.00	0.00	134,002.00	134,002.00
		POLLUTION REDUCTION	C-SEP; WWTP IMPROVEMENTS: SMOKE TEST AND UV DISINFECTION REPLACEMENT					134,002.00	134,002.00
WQ	48397	Enterprise Products Operating LLC	12/17/2015	1.00:1	8,000.00	1,600.00	3,200.00	3,200.00	3,200.00
		POLLUTION PREVENTION	The Respondent will contribute to The Trust for Public Land ("TPL") Galveston Bay Natural Area Acquisition and Conservation Project in Galveston County. The contribution will be used in accordance with the Supplemental Environmental Project Agreement between TPL and the Texas Commission on Environmental Quality. SEP monies will be used to acquire land to preserve open space in the Galveston Bay watershed. The preserved open space would provide more land for public enjoyment, while protecting wildlife habitats.					3,200.00	3,200.00
WQ	49008	City of Amherst	02/27/2016	1.00:1	15,939.00	3,187.00	0.00	12,752.00	12,752.00
		POLLUTION PREVENTION	Project will coordinate with city and/or county government for the clean up of sites where trash and debris has been disposed of illegally. Eligible sites will be limited to those where a responsible party can not be identified, there is no preexisting obligation to clean up the site by the owner or the government, and reasonable efforts have already been taken to prevent the dumping. SEP funds shall be used for the direct cost of collection and disposal of the trash and debris.					12,752.00	12,752.00
WQ	50064	Webb County	08/09/2016	1.00:1	13,642.00	2,728.00	0.00	10,914.00	10,914.00
		POLLUTION REDUCTION	C-SEP: WWTP Improvements. Chlorine Disinfection System Improvements					10,914.00	10,914.00
WQ	50669	Town of Hickory Creek	03/04/2016	1.00:1	7,700.00	1,540.00	0.00	6,160.00	6,160.00
		POLLUTION REDUCTION	CUSTOM SEP: CITY WIDE COLLECTION EVENT. HHW, ELECTRONICS, TIRES, EXPIRED DRUGS					6,160.00	6,160.00
WQ	50445	Total Petrochemicals & Refining USA, Inc.	02/04/2016	1.00:1	37,500.00	7,500.00	15,000.00	15,000.00	15,000.00
		POLLUTION PREVENTION	Contributions will be used in accordance with the Supplemental Environmental Project Agreement between the Armand Bayou Nature Center and the Texas Commission on Environmental Quality. The tallgrass prairie was once a common ecosystem in Texas and the United States. Today more than 99% of this habitat has been lost and the remainder is highly fragmented and severely threatened by exotic species and development. Prescribed burning is one stewardship tool used to maintain a tallgrass prairie ecosystem. If the prairie is not maintained, it can be destroyed by invasive species which primarily include the Chinese Tallow tree and other woody plants. Historically, prairies were managed by grazing, natural fires set by lightning, or fires set by Native Americans to aid in their hunter-gatherer lifestyle. ABNC must employ prescribed burning methods and can not use more natural stewardship tools due to its location in the center of a highly urbanized and industrialized area. ABNC=s stewards					15,000.00	15,000.00
WQ	51352	Town of Addison	08/09/2016	1.00:1	15,000.00	3,000.00	0.00	12,000.00	12,000.00

\* There are Multiple Respondent Names associated to this Case No.

## Appendix 10: List of SEPs & SEP Projects - FY 2016

### Single Program

	POLLUTION PREVENTION		Project will coordinate with city and/or county government for hte clean up of sites where trash and debris has been disposed of illegally. Eligible sites will be limited to those where a responsible party can not be identified, there is no preexisting obligation to clean up the site by the owner or the government, and reasonable efforts have already been taken to prevent the dumping. SEP funds shall be used for the direct cost of collection and disposal of the trash and debris.				12,000.00	12,000.00	
WQ	51724	Harris County FWSD 61	08/24/2016	1.00:1	34,125.00	6,825.00	0.00	27,300.00	27,300.00
	POLLUTION PREVENTION		WWTP Air Header Replacement					27,300.00	27,300.00
WQ	49122	Peaster Independent School District Public Facility Corporation	08/24/2016	1.00:1	11,438.00	0.00	0.00	11,438.00	11,438.00
	POLLUTION PREVENTION		This Project will extend the Texas Water Development Board's existing groundwater level monitoring network by funding the installation and maintenance of automatic real-time groundwater level recorders in every Texas county. The data generated from the extended network will be made available to the public to provide awareness of the effects of drought on Texas' minor and major aquifers and assist in groundwater management planning at the local and statewide level.					11,438.00	11,438.00
WQ	51988	Plainview BioEnergy, LLC	08/30/2016	1.00:1	5,083.00	1,016.00	2,034.00	2,033.00	2,033.00
	POLLUTION PREVENTION		Third-Party Administrator shall hold household hazardous waste collection events in three regional locations to offer citizens the opportunity to recycle and/or dispose of hazardous material including paint, tires, poisons, antifreeze, used electronics, and other items that are difficult to dispose of in order to deter illegal dumping of these materials.					2,033.00	2,033.00
WQ	51143	TexRock Industries, LLC	05/18/2016	1.00:1	10,000.00	2,000.00	4,000.00	4,000.00	4,000.00
	POLLUTION PREVENTION		Brazoria County shall provide assistance to low income homeowners to repair or replace failing or inadequately designed On-Site Sewage Facilities (OSSFs) within the county. Many of the OSSFs currently in operation in Brazoria County are substandard and result in the release of sewage in residential areas, public rights-of-way, and waterways.					4,000.00	4,000.00
WQ	50407	Ea Engineering, Science And Technology, Inc., Pbc	11/17/2015	1.00:1	938.00	187.00	376.00	375.00	375.00
	POLLUTION PREVENTION		Project will repair or replace failing water systemes or on-site wastewater systems for low-income homeowners. SEP funds will be used to pay for the labor and material costs related to repairing or replacing the failing systems. The recipients will not be charged for the cost of replacing or repairing the failing system.					375.00	375.00
WQ	50129	Metroplex Sand & Gravel, Ltd.	09/26/2015	1.00:1	5,000.00	1,000.00	2,000.00	2,000.00	2,000.00
	POLLUTION PREVENTION		Project will coordinate with city and/or county government for hte clean up of sites where trash and debris has been disposed of illegally. Eligible sites will be limited to those where a responsible party can not be identified, there is no preexisting obligation to clean up the site by the owner or the government, and reasonable efforts have already been taken to prevent the dumping. SEP funds shall be used for the direct cost of collection and disposal of the trash and debris.					2,000.00	2,000.00
WQ	50434	City of Commerce	04/08/2016	1.00:1	38,700.00	7,740.00	0.00	30,960.00	30,960.00
	POLLUTION REDUCTION		Compliance SEP; Wastewater Treatment Plant Improvement. Dissolved Oxygen Meter, Screw pumps, and sludge rake					30,960.00	30,960.00
WQ	51200	City of Yorktown	08/24/2016	1.00:1	19,025.00	3,805.00	0.00	15,220.00	15,220.00

\* There are Multiple Respondent Names associated to this Case No.

## Appendix 10: List of SEPs & SEP Projects - FY 2016

### Single Program

	POLLUTION PREVENTION	RC&D will coordinate with local city and county government officials to clean-up sites where tires have been disposed of illegally. Contributions will be used to clean up illegal tire sites. Eligible sites will be limited to areas where a responsible party can not be identified and where there is no preexisting obligation to clean up the site by the owner or government. SEP monies will be used for the direct cost of collection and disposal of debris and tires.	15,220.00	15,220.00					
WQ	51870	Southern Methodist University	08/24/2016	1.00:1	5,625.00	0.00	0.00	5,625.00	5,625.00
	POLLUTION PREVENTION	Contributions will be used to pay for labor and materials costs associated with implementing the Marsh Mania Project, which include restoring shoreline elevations, growing plants for shoreline restoration, and planting new habitat. Historic subsidence and erosion have resulted in shoreline elevations which are too low to support vegetation.	5,625.00	5,625.00					
WQ	50721	City of Raymondville	04/08/2016	1.00:1	32,625.00	6,525.00	0.00	26,100.00	26,100.00
	POLLUTION PREVENTION	RC&D will coordinate with local city and county government officials to clean-up sites where tires have been disposed of illegally. Contributions will be used to clean up illegal tire sites. Eligible sites will be limited to areas where a responsible party can not be identified and where there is no preexisting obligation to clean up the site by the owner or government. SEP monies will be used for the direct cost of collection and disposal of debris and tires.	13,050.00	13,050.00					
	POLLUTION PREVENTION	Project will coordinate with city and/or county government for the clean up of sites where trash and debris has been disposed of illegally. Eligible sites will be limited to those where a responsible party can not be identified, there is no preexisting obligation to clean up the site by the owner or the government, and reasonable efforts have already been taken to prevent the dumping. SEP funds shall be used for the direct cost of collection and disposal of the trash and debris.	13,050.00	13,050.00					
WQ	50287	Town of Shady Shores	12/10/2015	1.00:1	10,000.00	2,000.00	0.00	8,000.00	8,000.00
	POLLUTION PREVENTION	Project shall coordinate collection events for local residents to bring in household hazardous waste such as paint, thinners, pesticides, oil and gas, corrosive cleaners, and fertilizers for proper disposal. Where available, the projects may also offer electronics collection and recycling. SEP funds shall be used for collection, recycling and disposal.	5,000.00	5,000.00					
	POLLUTION PREVENTION	RC&D will coordinate with local city and county government officials to clean-up sites where tires have been disposed of illegally. Contributions will be used to clean up illegal tire sites. Eligible sites will be limited to areas where a responsible party can not be identified and where there is no preexisting obligation to clean up the site by the owner or government. SEP monies will be used for the direct cost of collection and disposal of debris and tires.	3,000.00	3,000.00					
WQ	50428	Plainview BioEnergy, LLC	02/04/2016	1.00:1	15,960.00	3,192.00	6,384.00	6,384.00	6,384.00
	POLLUTION PREVENTION	Household Hazardous Waste Collection Events - Third-Party Administrator shall hold household hazardous waste collection events in three regional locations to offer citizens the opportunity to recycle and/or dispose of hazardous material including paint, tires, poisons, antifreeze, used electronics, and other items that are difficult to dispose of in order to deter illegal dumping of these materials. The locations will be in the county seats of Cooke, Grayson, and Fannin Counties so that all citizens in the region have an opportunity to properly dispose of HHW and do not have to drive a disproportionate distance to take advantage of the service.	6,384.00	6,384.00					
WQ	50767	City of Gladewater	03/04/2016	1.00:1	28,575.00	5,715.00	0.00	22,860.00	22,860.00
	POLLUTION REDUCTION	COMPLIANCE SEP: WWTP IMPROVEMENTS	22,860.00	22,860.00					
WQ	50409	City of Lubbock	02/04/2016	1.00:1	38,587.00	7,717.00	0.00	30,870.00	30,870.00

\* There are Multiple Respondent Names associated to this Case No.



## Appendix 10: List of SEPs & SEP Projects - FY 2016

### Single Program

	POLLUTION PREVENTION	Project will coordinate with city and/or county government for hte clean up of sites where trash and debris has been disposed of illegally. Eligible sites will be limited to those where a responsible party can not be identified, there is no preexisting obligation to clean up the site by the owner or the government, and reasonable efforts have already been taken to prevent the dumping. SEP funds shall be used for the direct cost of collection and disposal of the trash and debris.	30,870.00	30,870.00					
WQ	50662	McWane, Inc.	02/23/2016	1.00:1	28,800.00	5,760.00	11,520.00	11,520.00	11,520.00
	POLLUTION PREVENTION	Project will coordinate with city and/or county government for hte clean up of sites where trash and debris has been disposed of illegally. Eligible sites will be limited to those where a responsible party can not be identified, there is no preexisting obligation to clean up the site by the owner or the government, and reasonable efforts have already been taken to prevent the dumping. SEP funds shall be used for the direct cost of collection and disposal of the trash and debris.	11,520.00	11,520.00					
WQ	50475	City of Dickinson	02/04/2016	1.00:1	12,375.00	2,475.00	0.00	9,900.00	9,900.00
	POLLUTION PREVENTION	Project shall coordinate collection events for local residents to bring in household hazardous waste such as paint, thinners, pesticides, oil and gas, corrosive cleaners, and fertilizers for proper disposal. Where available, the projects may also offer electronics collection and recycling. SEP funds shall be used for collection, recycling and disposal.	9,900.00	9,900.00					
WQ	50021	Harris County Municipal Utility District 150	03/04/2016	1.00:1	12,375.00	2,475.00	0.00	9,900.00	9,900.00
	POLLUTION PREVENTION	The Third Party Administrator shall provide assistance to low-income homeowners to repair or replace malfunctioning or failing onsite wastewater treatment systems. H-GAC may also provide extension of first-time sewer service, pump-out service, and water conservation equipment such as low-flow showerheads.	9,900.00	9,900.00					
WQ	50347	City Of Mason	12/17/2015	1.00:1	28,500.00	0.00	0.00	28,500.00	28,500.00
	POLLUTION REDUCTION	C-SEP; Purchase and Replace Aeration Equipment at WWTP	28,500.00	28,500.00					
WQ	51277	Enterprise Products Operating LLC	05/25/2016	1.00:1	12,600.00	2,520.00	5,040.00	5,040.00	5,040.00
	POLLUTION PREVENTION	Contributions will be used in accordance with the Supplemental Environmental Project Agreement between the Armand Bayou Nature Center and the Texas Commission on Environmental Quality. The tallgrass prairie was once a common ecosystem in Texas and the United States. Today more than 99% of this habitat has been lost and the remainder is highly fragmented and severely threatened by exotic species and development. Prescribed burning is one stewardship tool used to maintain a tallgrass prairie ecosystem.	5,040.00	5,040.00					
WQ	51034	City of Cisco	07/13/2016	1.00:1	19,975.00	0.00	0.00	19,975.00	19,975.00
	POLLUTION PREVENTION	Project will coordinate with city and/or county government for hte clean up of sites where trash and debris has been disposed of illegally. Eligible sites will be limited to those where a responsible party can not be identified, there is no preexisting obligation to clean up the site by the owner or the government, and reasonable efforts have already been taken to prevent the dumping. SEP funds shall be used for the direct cost of collection and disposal of the trash and debris.	10,000.00	10,000.00					
	POLLUTION PREVENTION	Project will repair or replace failing water systemes or on-site wastewater systems for low-income homeowners. SEP funds will be used to pay for the labor and material costs related to repairing or replacing the failing systems. The recipients will not be charged for the cost of replacing or repairing the failing system. Benefit: Protect water sources for drinking, recreation and wildlife from contamination from the failing treatment systems; protect public health from contaminated drinking water supplies.	5,000.00	5,000.00					

\* There are Multiple Respondent Names associated to this Case No.

## Appendix 10: List of SEPs & SEP Projects - FY 2016

### Single Program

	POLLUTION PREVENTION	Water-Level Recorder Data in Every Texas County - This Project will extend the Texas Water Development Board's existing groundwater level monitoring network by funding the installation and maintenance of automatic real-time groundwater level recorders in every Texas county. The data generated from the extended network will be made available to the public to provide awareness of the effects of drought on Texas' minor and major aquifers and assist in groundwater management planning at the local and statewide level.	4,975.00	4,975.00					
WQ	51055	City of Wake Village	07/13/2016	1.00:1	17,500.00	3,500.00	0.00	14,000.00	14,000.00
	POLLUTION PREVENTION	Project shall coordinate collection events for local residents to bring in household hazardous waste such as paint, thinners, pesticides, oil and gas, corrosive cleaners, and fertilizers for proper disposal. Where available, the projects may also offer electronics collection and recycling. SEP funds shall be used for collection, recycling and disposal.						14,000.00	14,000.00
WQ	47475	City of Hearne	09/15/2015	1.00:1	40,500.00	8,100.00	0.00	32,400.00	32,400.00
	POLLUTION PREVENTION	Project will repair or replace failing water systems or on-site wastewater systems for low-income homeowners. SEP funds will be used to pay for the labor and material costs related to repairing or replacing the failing systems. The recipients will not be charged for the cost of replacing or repairing the failing system.						10,800.00	10,800.00
	POLLUTION PREVENTION	RC&D will coordinate with local city and county government officials to clean-up sites where tires have been disposed of illegally. Contributions will be used to clean up illegal tire sites. Eligible sites will be limited to areas where a responsible party can not be identified and where there is no preexisting obligation to clean up the site by the owner or government. SEP monies will be used for the direct cost of collection and disposal of debris and tires.						10,800.00	10,800.00
	POLLUTION PREVENTION	Project shall coordinate collection events for local residents to bring in household hazardous waste such as paint, thinners, pesticides, oil and gas, corrosive cleaners, and fertilizers for proper disposal. Where available, the projects may also offer electronics collection and recycling. SEP funds shall be used for collection, recycling and disposal.						10,800.00	10,800.00
WQ	50258	The Premcor Refining Group Inc.	01/28/2016	1.00:1	9,375.00	1,875.00	3,750.00	3,750.00	3,750.00
	POLLUTION PREVENTION	The Big Thicket National Preserve is a heavily forested area in southeast Texas that spans approximately 105,684 acres. The Preserve ranges through 250 miles of waterways across seven east Texas counties (Hardin, Jefferson, Orange, Jasper, Liberty, Polk, and Tyler Counties). The Neches River forms the eastern boundary. The Preserve is one of the most biologically diverse ecosystems in the world. In 2001, the Preserve was named a Globally Important Birding Area. In 2007 the Neches River was named in the top 10 Most Endangered Rivers by the American Rivers Association.						3,750.00	3,750.00
WQ	45727	City of Whiteface	02/23/2016	1.00:1	25,262.00	0.00	5,112.00	20,150.00	20,150.00
	POLLUTION REDUCTION	COMPLIANCE SEP: WWTP IMPROVEMENTS; FENCE, VEGETATION, RIP RAP						20,150.00	20,150.00
WQ	49455	Town of Windom	12/17/2015	1.00:1	13,000.00	0.00	0.00	13,000.00	13,000.00
	POLLUTION PREVENTION	Household Hazardous Waste Collection Events - Third-Party Administrator shall hold household hazardous waste collection events in three regional locations to offer citizens the opportunity to recycle and/or dispose of hazardous material including paint, tires, poisons, antifreeze, used electronics, and other items that are difficult to dispose of in order to deter illegal dumping of these materials. The locations will be in the county seats of Cooke, Grayson, and Fannin Counties so that all citizens in the region have an opportunity to properly dispose of HHW and do not have to drive a disproportionate distance to take advantage of the service.						13,000.00	13,000.00
WQ	50245	City of Junction	06/21/2016	1.00:1	6,413.00	1,282.00	0.00	5,131.00	5,131.00
	POLLUTION REDUCTION	Custom SEP: High Efficiency Toilet Replacement Project						5,131.00	5,131.00
WQ	51590	City of Balch Springs	08/09/2016	1.00:1	22,500.00	4,500.00	0.00	18,000.00	18,000.00

\* There are Multiple Respondent Names associated to this Case No.

## Appendix 10: List of SEPs & SEP Projects - FY 2016

### Single Program

	POLLUTION REDUCTION	Old Library Asbestos Abatement and Demolition					18,000.00	18,000.00	
WQ	48712	City of Crystal City	02/04/2016	1.00:1	8,688.00	1,737.00	0.00	6,951.00	6,951.00
	POLLUTION PREVENTION	Project will coordinate with city and/or county government for the clean up of sites where trash and debris has been disposed of illegally. Eligible sites will be limited to those where a responsible party can not be identified, there is no preexisting obligation to clean up the site by the owner or the government, and reasonable efforts have already been taken to prevent the dumping. SEP funds shall be used for the direct cost of collection and disposal of the trash and debris.					6,951.00	6,951.00	
WQ	49614	City of Mullin	02/11/2016	1.00:1	4,175.00	0.00	0.00	4,175.00	4,175.00
	POLLUTION REDUCTION	C-SEP: WWTP Improvements					4,175.00	4,175.00	
WQ	48117	Gulf Coast Waste Disposal Authority	02/11/2016	1.00:1	98,764.00	0.00	0.00	98,764.00	98,764.00
	POLLUTION PREVENTION	Contributions will be used in accordance with the Supplemental Environmental Project Agreement between the Armand Bayou Nature Center and the Texas Commission on Environmental Quality. The tallgrass prairie was once a common ecosystem in Texas and the United States. Today more than 99% of this habitat has been lost and the remainder is highly fragmented and severely threatened by exotic species and development. Prescribed burning is one stewardship tool used to maintain a tallgrass prairie ecosystem. If the prairie is not maintained, it can be destroyed by invasive species which primarily include the Chinese Tallow tree and other woody plants.					98,764.00	98,764.00	
WQ	51589	Vernor Material & Equipment Co., Inc.	05/24/2016	1.00:1	6,413.00	1,282.00	2,566.00	2,565.00	2,565.00
	POLLUTION PREVENTION	The Respondent shall contribute the SEP offset amount to the Third Party Recipient named above. The contribution will be to the Friends of the River San Bernard for the Friends of the River San Bernard Natural Area Acquisition and Conservation Program, as set forth in the SEP Agreement referenced above between the Third Party Recipient and the TCEQ. The SEP offset amount will be used to preserve a contiguous wetland corridor along the San Bernard River in lower Fort Bend County.					2,565.00	2,565.00	
WQ	50881	City of Pharr	04/08/2016	1.00:1	27,625.00	0.00	0.00	27,625.00	27,625.00
	POLLUTION REDUCTION	3 New Pumps for Lift Station #25					27,625.00	27,625.00	
WQ	51374	City of Ore City	05/25/2016	1.00:1	17,325.00	0.00	0.00	17,325.00	17,325.00
	POLLUTION PREVENTION	Project will repair or replace failing water systems or on-site wastewater systems for low-income homeowners. SEP funds will be used to pay for the labor and material costs related to repairing or replacing the failing systems. The recipients will not be charged for the cost of replacing or repairing the failing system. Benefit: Protect water sources for drinking, recreation and wildlife from contamination from the failing treatment systems; protect public health from contaminated drinking water supplies.					17,325.00	17,325.00	
WQ	49673	City of Poth	08/24/2016	1.00:1	9,425.00	1,885.00	0.00	7,540.00	7,540.00
	POLLUTION REDUCTION	Compliance SEP: WWTP Facility Repairs					7,540.00	7,540.00	
WQ	49526	City of Wilmer	05/05/2016	1.00:1	6,564.00	0.00	0.00	6,564.00	6,564.00
	POLLUTION REDUCTION	Respondent shall purchase and replace approximately 100 aged water meters that have leaks and may cause contamination of drinking water from the meter site(s).					6,564.00	6,564.00	
WQ	50731	City of Dell City	07/12/2016	1.00:1	1,562.00	312.00	0.00	1,250.00	1,250.00
	POLLUTION REDUCTION	C-SEP; MOTOR AND PUMP REPLACEMENT					1,250.00	1,250.00	
WQ	50243	7-Eleven, Inc.	10/11/2015	1.00:1	3,375.00	675.00	1,350.00	1,350.00	1,350.00

\* There are Multiple Respondent Names associated to this Case No.

## Appendix 10: List of SEPs & SEP Projects - FY 2016

### Single Program

POLLUTION PREVENTION	Third-Party Administrator manages a system of island sanctuaries along the Texas coast. These islands constitute more than 4,000 acres that are home to twenty-five species of colonial waterbirds, several of which are considered endangered or threatened. Many of the species of waterbirds nest only on islands owned or leased by Third-Party Administrator.	350.00	350.00
POLLUTION PREVENTION	Performing Party shall establish, operate and maintain water quality monitoring stations in streams, lakes, rivers, or other water bodies within one hundred miles of San Marcos, Texas. The stations will consist of ambient water quality monitoring instruments, meteorological instruments, and ancillary equipment. The primary objective of these new monitoring stations is to provide continuous monitoring of area water quality. The information collected will be non-regulatory, and will be used to monitor the quality and safety of Texas surface waters, and to assess the state of the environment with real-time or near real-time monitoring data. SEP monies will be used to pay for the instrumentation, installation, and maintenance and/or operation of the instrumentation, data validation, software license, and web server costs.	500.00	500.00
POLLUTION PREVENTION	The SEP will be used to conduct events for residents to bring in Household Hazardous Waste ("HHW") such as paint, thinners, pesticides, oil and gas, corrosive cleaners, and fertilizers for proper disposal ("Collection Event"). When possible, the Collection Event may also provide electronics collection, disposal, and recycling. The Third-Party Administrator or its contractors shall determine exactly which materials will be accepted and how they will be disposed of or recycled. The Third-Party Administrator shall ensure that individuals qualified to make determinations regarding receiving, handling, and temporarily storing HHW are present at each event.	500.00	500.00

WQ	47257	City of the Colony	02/23/2016	1.00:1	39,750.00	7,950.00	0.00	31,800.00	31,800.00
		POLLUTION PREVENTION	Project will repair or replace failing water systems or on-site wastewater systems for low-income homeowners. SEP funds will be used to pay for the labor and material costs related to repairing or replacing the failing systems. The recipients will not be charged for the cost of replacing or repairing the failing system. Benefit: Protect water sources for drinking, recreation and wildlife from contamination from the failing treatment systems; protect public health from contaminated drinking water supplies. Eligible Counties: Statewide Minimum Contribution: \$2,000				31,800.00	31,800.00	

<b>Count of Single Program Orders: 173</b>	<b>Total:</b>	5,977,656.00	816,843.00	2,059,288.00	1,101,525.00	1,101,525.00
--	---------------	--------------	------------	--------------	--------------	--------------

\* There are Multiple Respondent Names associated to this Case No.

## Appendix 10: List of SEPs & SEP Projects - FY 2016

### Multi-Media Program

Date Range Selected : 09/01/2015 - 08/31/2016

PGM	Case No.	Respondent Name	Effective Date	Ratio	Assessed Amt	Deferred Amt	Payable Amt	SEP Cost	SEP Offset
MM	50764	Solvay Specialty Polymers USA, L.L.C.	08/24/2016	1.00:1	11,138.00	2,227.00	4,456.00	4,455.00	4,455.00
		POLLUTION PREVENTION	RC&D will coordinate with local city and county government officials to clean-up sites where tires have been disposed of illegally. Contributions will be used to clean up illegal tire sites. Eligible sites will be limited to areas where a responsible party can not be identified and where there is no preexisting obligation to clean up the site by the owner or government. SEP monies will be used for the direct cost of collection and disposal of debris and tires.					1,485.00	1,485.00
		POLLUTION PREVENTION	Project will coordinate with city and/or county government for hte clean up of sites where trash and debris has been disposed of illegally. Eligible sites will be limited to those where a responsible party can not be identified, there is no preexisting obligation to clean up the site by the owner or the government, and reasonable efforts have already been taken to prevent the dumping. SEP funds shall be used for the direct cost of collection and disposal of the trash and debris.					1,485.00	1,485.00
		POLLUTION PREVENTION	Project shall coordinate collection events for local residents to bring in household hazardous waste such as paint, thinners, pesticides, oil and gas, corrosive cleaners, and fertilizers for proper disposal. Where available, the projects may also offer electronics collection and recycling. SEP funds shall be used for collection, recycling and disposal.					1,485.00	1,485.00
MM	50338	St Feed Mill, LLC	03/15/2016	1.00:1	7,163.00	1,432.00	2,866.00	2,865.00	2,865.00
		POLLUTION PREVENTION	Third-Party Administrator manages a system of island sanctuaries along the Texas coast. These islands constitute more than 4,000 acres that are home to twenty-five species of colonial waterbirds, several of which are considered endangered or threatened. Many of the species of waterbirds nest only on islands owned or leased by Third-Party Administrator. Colonial waterbirds depend on these rookery islands for reproduction and survivability.					2,865.00	2,865.00
MM	49267	Union Carbide Corporation	01/21/2016	1.00:1	119,634.00	23,926.00	47,854.00	47,854.00	47,854.00
		POLLUTION PREVENTION	Project shall coordinate collection events for local residents to bring in household hazardous waste such as paint, thinners, pesticides, oil and gas, corrosive cleaners, and fertilizers for proper disposal. Where available, the projects may also offer electronics collection and recycling. SEP funds shall be used for collection, recycling and disposal.					47,854.00	47,854.00
MM	48535	City of Alpine	07/13/2016	1.00:1	61,698.00	12,339.00	0.00	49,359.00	49,359.00
		POLLUTION REDUCTION	Compliance SEP: WWTP Improvements					49,359.00	49,359.00
<b>Count of Multi-Media Program Orders: 4</b>			Total:		199,633.00	39,924.00	55,176.00	104,533.00	104,533.00
<b>Grand Total Count of Orders: 177</b>			Grand Total:		6,177,289.00	856,767.00	2,114,464.00	3,206,058.00	3,206,058.00

\* There are Multiple Respondent Names associated to this Case No.

## Appendix 11: List of Administrative Orders Issued - FY 2015

### Singles Programs

Date Range Selected : 09/01/2014 - 08/31/2015

PGM	Case No.	Respondent Name	Docket#	County	Order Date	Penalty Assessed	Penalty Deferred	Payable Amount	SEP Offset
AQ	48056	GAMBOA, ISMAEL	2013-2214-AIR-E	ANGELINA	9/14/2014	\$1,312	\$0	\$1,312	\$0
AQ	43874	DANIELS, ISRAEL JOEL	2012-0702-AIR-E	DALLAS	9/14/2014	\$30,000	\$0	\$30,000	\$0
AQ	47078	ARNOLD CRUSHED STONE, INC.	2013-1183-AIR-E	*MULTIPLE	9/19/2014	\$23,222	\$4,644	\$18,578	\$0
AQ	48251	FL Rich Gas Services, LP	2014-0212-AIR-E	FRIO	9/19/2014	\$102,000	\$0	\$102,000	\$0
AQ	48249	Houston Pipe Line Company, LP	2014-0213-AIR-E	KARNES	9/19/2014	\$6,750	\$0	\$3,375	\$3,375
AQ	47760	Petrosmith Equipment, LP	2013-1878-AIR-E	TAYLOR	9/19/2014	\$27,600	\$5,520	\$22,080	\$0
AQ	48363	Davis Gas Processing, Inc.	2014-0337-AIR-E	REAGAN	9/19/2014	\$14,939	\$0	\$14,939	\$0
AQ	48272	THORNBURG, RIP	2014-0254-AIR-E	ERATH	9/19/2014	\$10,000	\$0	\$10,000	\$0
AQ	48324	The Dow Chemical Company	2014-0300-AIR-E	HARRIS	9/19/2014	\$31,960	\$6,392	\$12,784	\$12,784
AQ	48164	William Marsh Rice University	2014-0117-AIR-E	HARRIS	9/19/2014	\$15,600	\$3,120	\$12,480	\$0
AQ	48223	Equistar Chemicals, LP	2014-0179-AIR-E	CHAMBERS	9/19/2014	\$8,925	\$0	\$4,463	\$4,462
AQ	48465	Chevron Phillips Chemical Company LP	2014-0453-AIR-E	ORANGE	9/22/2014	\$5,062	\$1,012	\$4,050	\$0
AQ	48470	Enterprise Products Operating LLC	2014-0456-AIR-E	WHARTON	9/22/2014	\$5,625	\$1,125	\$4,500	\$0
AQ	48515	Nelson Gardens Energy, LLC	2014-0505-AIR-E	BEXAR	9/22/2014	\$2,813	\$562	\$2,251	\$0
AQ	48453	Exxon Mobil Corporation	2014-0436-AIR-E	BROOKS	9/22/2014	\$2,813	\$562	\$2,251	\$0
AQ	48616	Greenville Electric Utility System	2014-0610-AIR-E	HUNT	9/22/2014	\$3,075	\$615	\$2,460	\$0
AQ	48630	Delek Refining, Ltd.	2014-0641-AIR-E	SMITH	9/22/2014	\$6,563	\$1,312	\$5,251	\$0
AQ	48573	Energy Production Corporation	2014-0562-AIR-E	WOOD	9/22/2014	\$4,312	\$862	\$3,450	\$0
AQ	48512	Odfjell Terminals (Houston), Inc.	2014-0497-AIR-E	HARRIS	9/22/2014	\$3,300	\$660	\$2,640	\$0
AQ	48552	Flint Hills Resources Corpus Christi, LLC	2014-0535-AIR-E	NUECES	9/22/2014	\$7,500	\$1,500	\$6,000	\$0
AQ	41778	Vopak Logistics Services USA Inc.	2011-0897-AIR-E	HARRIS	9/28/2014	\$1,330	\$0	\$1,330	\$0
AQ	48166	Equistar Chemicals, LP	2014-0115-AIR-E	HARRIS	10/5/2014	\$15,000	\$3,000	\$6,000	\$6,000
AQ	47759	Enbridge G & P (North Texas) L.P.	2013-1854-AIR-E	PALO PINTO	10/5/2014	\$62,461	\$12,491	\$24,985	\$24,985
AQ	47536	The Dow Chemical Company	2013-2215-AIR-E	BRAZORIA	10/5/2014	\$49,726	\$9,945	\$19,891	\$19,890
AQ	48435	E. R. Carpenter, L.P.	2014-0424-AIR-E	HARRIS	10/5/2014	\$57,405	\$11,480	\$22,963	\$22,962
AQ	48110	Equistar Chemicals, LP	2014-0048-AIR-E	HARRIS	10/5/2014	\$34,836	\$0	\$17,418	\$17,418
AQ	48255	Wyman-Gordon Forgings, Inc.	2014-0229-AIR-E	HARRIS	10/5/2014	\$23,400	\$4,680	\$9,360	\$9,360
AQ	48108	Total Petrochemicals & Refining USA, Inc.	2014-0046-AIR-E	JEFFERSON	10/5/2014	\$14,563	\$2,912	\$5,826	\$5,825
AQ	48415	Equistar Chemicals, LP	2014-0395-AIR-E	HARRIS	10/5/2014	\$19,688	\$3,937	\$7,876	\$7,875
AQ	48611	Colorado Materials, Ltd.	2014-0611-AIR-E	UVALDE	10/6/2014	\$2,350	\$470	\$1,880	\$0
AQ	48597	LANXESS Corporation	2014-0589-AIR-E	ORANGE	10/6/2014	\$6,563	\$1,312	\$2,626	\$2,625
AQ	48575	Lewis Petro Properties, Inc.	2014-0569-AIR-E	LA SALLE	10/6/2014	\$1,625	\$325	\$1,300	\$0
AQ	48341	Wind Clean Corp.	2014-0307-AIR-E	COLEMAN	10/6/2014	\$6,750	\$1,350	\$2,700	\$2,700
AQ	48681	Owens Corning Roofing and Asphalt, LLC	2014-0686-AIR-E	HARRIS	10/6/2014	\$2,813	\$562	\$2,251	\$0
AQ	48579	Lincoln Manufacturing, Inc.	2014-0571-AIR-E	MONTGOMERY	10/6/2014	\$2,375	\$475	\$1,900	\$0
AQ	43465	Motiva Enterprises LLC	2012-0331-AIR-E	JEFFERSON	10/17/2014	\$34,300	\$6,860	\$13,720	\$13,720

Date Range Selected : 09/01/2014 - 08/31/2015

PGM	Case No.	Respondent Name	Docket#	County	Order Date	Penalty Assessed	Penalty Deferred	Payable Amount	SEP Offset
AQ	48364	Motiva Enterprises LLC	2014-0336-AIR-E	JEFFERSON	10/17/2014	\$67,500	\$0	\$33,750	\$33,750
AQ	46642	The Dow Chemical Company	2013-0736-AIR-E	BRAZORIA	10/17/2014	\$83,825	\$16,765	\$33,530	\$33,530
AQ	47827	PHILLIPS 66 COMPANY	2013-1942-AIR-E	BRAZORIA	10/17/2014	\$40,000	\$0	\$20,000	\$20,000
AQ	48158	Diamond Shamrock Refining Company, L.P.	2014-0120-AIR-E	MOORE	10/17/2014	\$22,751	\$0	\$11,376	\$11,375
AQ	48238	Delek Refining, Ltd.	2014-0197-AIR-E	SMITH	10/17/2014	\$98,637	\$0	\$49,319	\$49,318
AQ	48603	Air Liquide Large Industries U.S. LP	2014-0606-AIR-E	HARRIS	10/18/2014	\$6,225	\$1,245	\$4,980	\$0
AQ	42629	Southwest Shipyard, L.P.	2011-1776-AIR-E	HARRIS	10/18/2014	\$4,125	\$825	\$3,300	\$0
AQ	48326	Shintech Incorporated	2014-0299-AIR-E	BRAZORIA	10/18/2014	\$7,080	\$1,416	\$5,664	\$0
AQ	48707	DCP Midstream, LP	2014-0733-AIR-E	GLASSCOCK	10/18/2014	\$4,000	\$800	\$3,200	\$0
AQ	48733	CENTURY CORROSION TECHNOLOGIES, L.L.C.	2014-0741-AIR-E	HARRIS	10/18/2014	\$5,926	\$1,185	\$4,741	\$0
AQ	48305	Lewis Petro Properties, Inc.	2014-0264-AIR-E	WEBB	10/18/2014	\$3,905	\$781	\$3,124	\$0
AQ	48731	Baker Hughes Incorporated	2014-0740-AIR-E	TRINITY	10/18/2014	\$2,750	\$550	\$2,200	\$0
AQ	48424	Arkema Inc.	2014-0411-AIR-E	JEFFERSON	10/18/2014	\$7,012	\$1,402	\$2,805	\$2,805
AQ	47856	Gulf Coast Waste Disposal Authority	2013-1982-AIR-E	HARRIS	10/18/2014	\$2,075	\$415	\$0	\$1,660
AQ	48666	TPC Group LLC	2014-0687-AIR-E	JEFFERSON	10/18/2014	\$5,775	\$1,155	\$2,310	\$2,310
AQ	48782	Air Liquide Large Industries U.S. LP	2014-0796-AIR-E	BRAZORIA	10/18/2014	\$4,536	\$907	\$3,629	\$0
AQ	48306	TPC Group LLC	2014-0263-AIR-E	HARRIS	10/18/2014	\$6,000	\$1,200	\$2,400	\$2,400
AQ	48304	POST, HENDRIK JR *	2014-0274-AIR-E	FRANKLIN	10/18/2014	\$1,250	\$250	\$500	\$500
AQ	40089	High Tech Auto Restyling INC.	2014-0327-AIR-E	EL PASO	10/25/2014	\$13,750	\$0	\$13,750	\$0
AQ	47607	HASARA, JUSTIN	2013-1772-AIR-E	MONTGOMERY	10/25/2014	\$4,524	\$0	\$4,524	\$0
AQ	46668	KM Aviation, Inc.	2013-0758-AIR-E	CHEROKEE	10/25/2014	\$2,500	\$0	\$2,500	\$0
AQ	42967	MACC Collision Repair Experts, Inc.	2014-0153-AIR-E	EL PASO	10/25/2014	\$6,000	\$0	\$6,000	\$0
AQ	48631	DCP Midstream, LP	2014-0640-AIR-E	HANSFORD	10/27/2014	\$18,562	\$3,712	\$7,425	\$7,425
AQ	48511	AES Deepwater, LLC	2014-0498-AIR-E	HARRIS	10/27/2014	\$17,124	\$3,424	\$13,700	\$0
AQ	48464	Anheuser-Busch, LLC	2014-0454-AIR-E	HARRIS	10/27/2014	\$17,100	\$3,420	\$6,840	\$6,840
AQ	48340	Ascend Performance Materials Texas Inc.	2014-0308-AIR-E	BRAZORIA	10/27/2014	\$15,000	\$3,000	\$6,000	\$6,000
AQ	48396	Shell Chemical LP	2014-0375-AIR-E	HARRIS	10/27/2014	\$400,000	\$0	\$200,000	\$200,000
AQ	47877	PHILLIPS 66 COMPANY	2013-2001-AIR-E	HUTCHINSON	10/27/2014	\$68,494	\$13,698	\$27,398	\$27,398
AQ	47491	Arkema Inc.	2013-1600-AIR-E	JEFFERSON	10/27/2014	\$104,962	\$20,991	\$41,986	\$41,985
AQ	48832	Osburn Contractors, Inc.	2014-0869-AIR-E	*MULTIPLE	10/31/2014	\$4,125	\$825	\$3,300	\$0
AQ	48416	Rommie L. Back	2014-0394-AIR-E	MONTGOMERY	10/31/2014	\$4,012	\$802	\$3,210	\$0
AQ	49089	Bio Energy (Austin), LLC	2014-1121-AIR-E	BEXAR	11/16/2014	\$5,626	\$1,125	\$4,501	\$0
AQ	47799	MARTINEZ, ERIC	2013-1905-AIR-E	EL PASO	11/23/2014	\$1,312	\$0	\$1,312	\$0
AQ	46375	PAVON, TEODORO	2012-2471-MLM-E	BEXAR	11/23/2014	\$7,150	\$0	\$7,150	\$0
AQ	48472	James Hardie Building Products, Inc.	2014-0451-AIR-E	JOHNSON	12/7/2014	\$33,750	\$6,750	\$13,500	\$13,500
AQ	48708	CCP Composites US LLC	2014-0724-AIR-E	HARRIS	12/7/2014	\$22,538	\$4,507	\$18,031	\$0
AQ	44247	ANGEL, JAMES E	2014-0499-AIR-E	TARRANT	12/7/2014	\$9,000	\$0	\$9,000	\$0
AQ	48398	LyondellBasell Acetyls, LLC	2014-0374-AIR-E	HARRIS	12/7/2014	\$95,382	\$19,076	\$38,153	\$38,153

Date Range Selected : 09/01/2014 - 08/31/2015

PGM	Case No.	Respondent Name	Docket#	County	Order Date	Penalty Assessed	Penalty Deferred	Payable Amount	SEP Offset
AQ	48391	DCP Midstream, LP	2014-0381-AIR-E	MOORE	12/7/2014	\$112,500	\$0	\$56,250	\$56,250
AQ	47978	Flint Hills Resources Port Arthur, LLC	2013-2130-AIR-E	JEFFERSON	12/7/2014	\$13,126	\$2,625	\$5,251	\$5,250
AQ	48514	INEOS USA LLC	2014-0496-AIR-E	BRAZORIA	12/7/2014	\$170,625	\$34,125	\$68,250	\$68,250
AQ	48589	Red River Oilfield Services LLC	2014-0583-AIR-E	PARKER	12/7/2014	\$9,000	\$1,800	\$7,200	\$0
AQ	48436	DCP Midstream, LP	2014-0410-AIR-E	HUTCHINSON	12/7/2014	\$27,750	\$5,550	\$11,100	\$11,100
AQ	47608	Bio Energy (Austin), LLC	2013-2018-AIR-E	BEXAR	12/7/2014	\$40,990	\$8,198	\$16,396	\$16,396
AQ	48278	ConocoPhillips Company	2014-0252-AIR-E	HUTCHINSON	12/7/2014	\$76,017	\$15,203	\$30,407	\$30,407
AQ	48732	KM Liquids Terminals LLC	2014-0776-AIR-E	HARRIS	12/7/2014	\$27,562	\$5,512	\$11,025	\$11,025
AQ	47855	GSF Energy, L.L.C.	2013-1983-AIR-E	HARRIS	12/7/2014	\$27,282	\$5,456	\$21,826	\$0
AQ	41726	Gulf Coast Waste Disposal Authority	2011-0837-AIR-E	HARRIS	12/7/2014	\$8,600	\$1,720	\$0	\$6,880
AQ	48161	South Texas Aggregates, Inc.	2014-0151-AIR-E	VAL VERDE	12/19/2014	\$18,269	\$3,653	\$14,616	\$0
AQ	48394	E. I. du Pont de Nemours and Company	2014-0377-AIR-E	ORANGE	12/19/2014	\$25,000	\$0	\$12,500	\$12,500
AQ	48156	Shell Oil Company	2014-0152-AIR-E	HARRIS	12/19/2014	\$38,125	\$0	\$19,063	\$19,062
AQ	48399	Stolt-Nielsen USA Inc.	2014-0373-AIR-E	HARRIS	12/19/2014	\$20,251	\$4,050	\$8,101	\$8,100
AQ	47764	MEMC Pasadena, Inc.	2013-1858-AIR-E	HARRIS	12/19/2014	\$158,200	\$31,640	\$63,280	\$63,280
AQ	48556	Pelican Island Storage Terminal, LLC	2014-0549-AIR-E	GALVESTON	12/19/2014	\$7,875	\$1,575	\$6,300	\$0
AQ	48851	Sebastien Bonneau dba Countryside Farm	2014-0854-AIR-E	BASTROP	12/20/2014	\$1,250	\$250	\$1,000	\$0
AQ	48888	Equistar Chemicals, LP	2014-0897-AIR-E	BRAZORIA	12/20/2014	\$4,040	\$808	\$3,232	\$0
AQ	49030	Lucite International, Inc.	2014-1050-AIR-E	JEFFERSON	12/20/2014	\$7,001	\$1,400	\$5,601	\$0
AQ	48903	TPC Group LLC	2014-0906-AIR-E	HARRIS	12/20/2014	\$3,975	\$795	\$1,590	\$1,590
AQ	48941	Delaware Basin Midstream, LLC	2014-0966-AIR-E	REEVES	12/20/2014	\$5,625	\$1,125	\$4,500	\$0
AQ	48245	GarCo Manufacturing, LLC	2014-0202-AIR-E	HARRIS	1/11/2015	\$1,312	\$0	\$1,312	\$0
AQ	49098	Shell Pipeline Company LP	2014-1125-AIR-E	JEFFERSON	1/12/2015	\$4,201	\$840	\$3,361	\$0
AQ	48930	Solvay USA Inc.	2014-0939-AIR-E	HARRIS	1/12/2015	\$6,563	\$1,312	\$5,251	\$0
AQ	48966	GATX Corporation	2014-0979-AIR-E	ROBERTSON	1/12/2015	\$3,375	\$675	\$2,700	\$0
AQ	48951	Union Carbide Corporation	2014-0968-AIR-E	GALVESTON	1/12/2015	\$297	\$59	\$238	\$0
AQ	48952	Chevron MidContinent, L.P.	2014-0967-AIR-E	ANDREWS	1/12/2015	\$3,975	\$795	\$3,180	\$0
AQ	49168	Republic Plastics, Ltd.	2014-1202-AIR-E	GUADALUPE	1/25/2015	\$5,250	\$1,050	\$4,200	\$0
AQ	49072	Gulf Coast Waste Disposal Authority	2014-1091-AIR-E	GALVESTON	1/25/2015	\$1,941	\$388	\$0	\$1,553
AQ	49229	Lewis Petro Properties, Inc.	2014-1258-AIR-E	WEBB	1/25/2015	\$3,000	\$600	\$2,400	\$0
AQ	48961	Equistar Chemicals, LP	2014-1076-AIR-E	HARRIS	1/25/2015	\$6,563	\$1,312	\$2,626	\$2,625
AQ	49096	Rohm and Haas Chemicals, LLC	2014-1126-AIR-E	HARRIS	1/25/2015	\$3,638	\$727	\$1,456	\$1,455
AQ	48831	Huntsman Petrochemical LLC	2014-0843-AIR-E	JEFFERSON	2/6/2015	\$13,600	\$2,720	\$5,440	\$5,440
AQ	46400	PHILLIPS 66 COMPANY	2013-0502-AIR-E	HUTCHINSON	2/6/2015	\$43,938	\$8,787	\$17,576	\$17,575
AQ	48803	BP Amoco Chemical Company	2014-0803-AIR-E	GALVESTON	2/6/2015	\$14,513	\$2,902	\$5,806	\$5,805
AQ	44556	General Motors LLC	2012-1411-AIR-E	TARRANT	2/6/2015	\$8,125	\$1,625	\$6,500	\$0
AQ	47501	The Lubrizol Corporation	2013-1608-AIR-E	HARRIS	2/6/2015	\$88,977	\$17,795	\$35,591	\$35,591
AQ	47704	Lucite International, Inc.	2013-1814-AIR-E	JEFFERSON	2/6/2015	\$56,688	\$11,337	\$45,351	\$0



## Singles Programs

## Appendix 11: List of Administrative Orders Issued - FY 2015

Date Range Selected : 09/01/2014 - 08/31/2015

PGM	Case No.	Respondent Name	Docket#	County	Order Date	Penalty Assessed	Penalty Deferred	Payable Amount	SEP Offset
AQ	47676	MAVERICK DRILLING & EXPLORATION USA INC.	2013-1786-AIR-E	FORT BEND	2/6/2015	\$208,622	\$41,724	\$83,449	\$83,449
AQ	48735	Total Petrochemicals & Refining USA, Inc.	2014-0743-AIR-E	JEFFERSON	2/6/2015	\$83,500	\$0	\$41,750	\$41,750
AQ	48668	Enbridge G & P (North Texas) L.P.	2014-0670-AIR-E	JACK	2/6/2015	\$15,400	\$3,080	\$12,320	\$0
AQ	49309	EnLink Midstream Services, LLC	2014-1330-AIR-E	WISE	2/12/2015	\$5,625	\$1,125	\$4,500	\$0
AQ	49203	Tres Palacios Gas Storage LLC	2014-1244-AIR-E	MATAGORDA	2/12/2015	\$5,688	\$1,137	\$4,551	\$0
AQ	49230	Caterpillar Waco Inc.	2014-1257-AIR-E	GUADALUPE	2/12/2015	\$3,563	\$712	\$2,851	\$0
AQ	49064	DCP Midstream, LP	2014-1108-AIR-E	HOWARD	2/12/2015	\$7,500	\$1,500	\$6,000	\$0
AQ	49165	Panda Sherman Power, LLC	2014-1200-AIR-E	GRAYSON	2/12/2015	\$2,813	\$562	\$2,251	\$0
AQ	44975	Aspen Power, LLC	2012-1851-AIR-E	ANGELINA	2/13/2015	\$36,940	\$0	\$36,940	\$0
AQ	47996	Flint Hills Resources Longview, LLC	2013-2149-AIR-E	HARRISON	2/13/2015	\$287,000	\$0	\$143,500	\$143,500
AQ	48895	The Premcor Refining Group Inc.	2014-0903-AIR-E	JEFFERSON	2/13/2015	\$25,000	\$0	\$12,500	\$12,500
AQ	49269	Lide Industries LLC	2014-1294-AIR-E	BELL	2/23/2015	\$6,000	\$1,200	\$4,800	\$0
AQ	49365	CITY OF EL PASO	2014-1393-AIR-E	EL PASO	2/23/2015	\$3,750	\$750	\$0	\$3,000
AQ	48546	ARRIOLA OPERATING & CONSULTING INC.	2014-0537-AIR-E	WILSON	2/26/2015	\$5,491	\$0	\$5,491	\$0
AQ	49189	Energy Transfer Fuel, LP	2014-1246-AIR-E	*MULTIPLE	3/12/2015	\$2,713	\$542	\$2,171	\$0
AQ	49233	CEMEX Construction Materials South, LLC	2014-1255-AIR-E	COMAL	3/12/2015	\$4,538	\$907	\$3,631	\$0
AQ	49282	Robert McHam, Ltd.	2014-1315-AIR-E	MARTIN	3/12/2015	\$3,375	\$675	\$2,700	\$0
AQ	48792	WM Resource Recovery & Recycling Center, Inc.	2014-0794-AIR-E	CHAMBERS	3/12/2015	\$5,325	\$1,065	\$4,260	\$0
AQ	49169	BOSTON, SHANE	2014-1207-AIR-E	ELLIS	3/12/2015	\$1,250	\$250	\$1,000	\$0
AQ	49351	Marquis Construction Services, LLC	2014-1379-AIR-E	BRAZORIA	3/12/2015	\$1,125	\$225	\$900	\$0
AQ	49139	Lehigh Cement Company LLC	2014-1178-AIR-E	MCLENNAN	3/12/2015	\$5,325	\$1,065	\$2,130	\$2,130
AQ	48619	The Premcor Refining Group Inc.	2014-0630-AIR-E	JEFFERSON	3/13/2015	\$41,250	\$8,250	\$16,500	\$16,500
AQ	43146	WIELER, JACOB DYCK	2014-0121-AIR-E	LAMAR	3/13/2015	\$9,750	\$0	\$9,750	\$0
AQ	48662	Enbridge G & P (East Texas) L.P.	2014-0671-AIR-E	CAMP	3/13/2015	\$25,000	\$0	\$12,500	\$12,500
AQ	49078	DCP Midstream, LP	2014-1104-AIR-E	ECTOR	3/13/2015	\$10,447	\$2,089	\$8,358	\$0
AQ	48879	Marathon Petroleum Company LP	2014-0882-AIR-E	GALVESTON	3/13/2015	\$52,747	\$0	\$0	\$52,747
AQ	45939	Rohm and Haas Texas Incorporated	2013-0059-AIR-E	HARRIS	3/13/2015	\$54,275	\$10,855	\$21,710	\$21,710
AQ	49442	T & S Quality Services, LLC	2014-1477-AIR-E	GREGG	3/15/2015	\$2,500	\$500	\$2,000	\$0
AQ	49424	Burlington Resources Oil & Gas Company LP	2014-1447-AIR-E	CRANE	3/15/2015	\$1,125	\$225	\$900	\$0
AQ	49618	LAREDO AUTO ACQUISITIONS INC	2014-1664-AIR-E	WEBB	3/15/2015	\$1,501	\$300	\$1,201	\$0
AQ	43650	JAWAD, JAWAD MOHAMED	2013-0393-AIR-E	DALLAS	4/2/2015	\$30,000	\$0	\$30,000	\$0
AQ	48162	SANTOS, MARTIN	2014-0118-AIR-E	TARRANT	4/2/2015	\$750	\$0	\$750	\$0
AQ	49543	Z READY MIX, INC.	2014-1584-AIR-E	HARRIS	4/4/2015	\$4,321	\$864	\$3,457	\$0
AQ	49187	SIMMONS CUSTOM BOATS, LLC	2014-1221-AIR-E	GALVESTON	4/4/2015	\$3,937	\$787	\$3,150	\$0
AQ	49401	Equistar Chemicals, LP	2014-1433-AIR-E	HARRIS	4/4/2015	\$7,500	\$1,500	\$3,000	\$3,000
AQ	49581	Carrizo (Eagle Ford) LLC	2014-1627-AIR-E	LA SALLE	4/4/2015	\$2,438	\$487	\$1,951	\$0
AQ	49499	Air Liquide Large Industries U.S. LP	2014-1543-AIR-E	HARRIS	4/4/2015	\$3,937	\$787	\$3,150	\$0
AQ	49250	Styrolution America LLC	2014-1274-AIR-E	HARRIS	4/4/2015	\$5,512	\$1,102	\$2,205	\$2,205

Date Range Selected : 09/01/2014 - 08/31/2015

PGM	Case No.	Respondent Name	Docket#	County	Order Date	Penalty Assessed	Penalty Deferred	Payable Amount	SEP Offset
AQ	49318	TXI Operations, LP	2014-1362-AIR-E	NAVARRO	4/4/2015	\$2,813	\$562	\$1,126	\$1,125
AQ	49312	Midlothian Energy, LLC	2014-1377-AIR-E	ELLIS	4/4/2015	\$7,476	\$1,495	\$5,981	\$0
AQ	49410	Liquid Environmental Solutions of Texas, LLC	2014-1443-AIR-E	DALLAS	4/4/2015	\$6,500	\$1,300	\$5,200	\$0
AQ	48850	OCI Beaumont LLC	2014-0867-AIR-E	JEFFERSON	4/9/2015	\$37,500	\$7,500	\$15,000	\$15,000
AQ	49300	Enterprise Products Operating LLC	2014-1321-AIR-E	CHAMBERS	4/9/2015	\$13,125	\$2,625	\$5,250	\$5,250
AQ	49270	Texas A&M University	2014-1295-AIR-E	BRAZOS	4/9/2015	\$24,938	\$4,987	\$19,951	\$0
AQ	48490	The Premcor Refining Group Inc.	2014-0465-AIR-E	JEFFERSON	4/9/2015	\$200,000	\$0	\$100,000	\$100,000
AQ	49174	PHILLIPS 66 COMPANY	2014-1204-AIR-E	HUTCHINSON	4/9/2015	\$10,212	\$2,042	\$4,085	\$4,085
AQ	48929	StarPak, Corp	2014-0961-AIR-E	HARRIS	4/9/2015	\$21,001	\$4,200	\$16,801	\$0
AQ	49228	Gardner Glass Products, Inc.	2014-1282-AIR-E	WALKER	4/9/2015	\$10,913	\$2,182	\$8,731	\$0
AQ	49471	Motiva Enterprises LLC	2014-1514-AIR-E	JEFFERSON	4/9/2015	\$40,000	\$0	\$40,000	\$0
AQ	49019	Stallion Oilfield Services Ltd.	2014-1036-MLM-E	JEFFERSON	4/10/2015	\$2,916	\$0	\$1,458	\$1,458
AQ	48293	VILLARREAL, RUDY	2014-0284-AIR-E	TRAVIS	4/10/2015	\$3,750	\$0	\$3,750	\$0
AQ	49379	Coastal Concrete and Shell Inc.	2014-1403-AIR-E	BRAZORIA	4/23/2015	\$938	\$187	\$751	\$0
AQ	49528	VILLEGAS, EDUARDO	2014-1582-AIR-E	LIBERTY	4/23/2015	\$1,312	\$262	\$1,050	\$0
AQ	49474	Bonifacio Martinez	2014-1511-AIR-E	TARRANT	4/23/2015	\$750	\$150	\$600	\$0
AQ	44914	CITGO Refining and Chemicals Company L.P.	2012-1799-AIR-E	NUECES	4/27/2015	\$9,775	\$0	\$9,775	\$0
AQ	48981	Equistar Chemicals, LP	2014-1003-AIR-E	HARRIS	4/27/2015	\$7,912	\$1,582	\$3,165	\$3,165
AQ	49315	The Praxis Companies, LLC	2014-1336-AIR-E	ELLIS	4/27/2015	\$9,150	\$1,830	\$7,320	\$0
AQ	48610	Linde Gas North America LLC	2014-0612-AIR-E	HARRIS	4/27/2015	\$12,080	\$2,416	\$9,664	\$0
AQ	48926	LCY Elastomers, L.P.	2014-1267-AIR-E	HARRIS	4/27/2015	\$29,340	\$5,868	\$11,736	\$11,736
AQ	48757	E. I. du Pont de Nemours and Company	2014-0835-AIR-E	HARRIS	4/27/2015	\$114,863	\$22,972	\$45,946	\$45,945
AQ	48516	Apache Corporation	2014-0495-AIR-E	WHEELER	4/27/2015	\$25,071	\$5,014	\$20,057	\$0
AQ	49294	Continental Carbon Company	2014-1333-AIR-E	MOORE	5/7/2015	\$40,500	\$8,100	\$32,400	\$0
AQ	49501	Oxy Vinyls, LP	2014-1535-AIR-E	HARRIS	5/7/2015	\$4,575	\$915	\$1,830	\$1,830
AQ	49662	J.H. Strain & Sons, Inc.	2014-1714-AIR-E	TAYLOR	5/7/2015	\$4,125	\$825	\$3,300	\$0
AQ	48639	Sherwin Alumina Company, LLC	2014-0639-AIR-E	SAN PATRICIO	5/7/2015	\$73,125	\$14,625	\$29,250	\$29,250
AQ	48570	TPC Group LLC	2014-0563-AIR-E	HARRIS	5/7/2015	\$0	\$0	\$0	\$0
AQ	49619	Inhance Technologies LLC	2014-1665-AIR-E	HARRIS	5/7/2015	\$2,600	\$520	\$2,080	\$0
AQ	49396	BASF TOTAL Petrochemicals LLC	2014-1426-AIR-E	JEFFERSON	5/7/2015	\$7,125	\$1,425	\$2,850	\$2,850
AQ	49568	MAVERICK TUBE CORPORATION	2014-1614-AIR-E	MONTGOMERY	5/7/2015	\$5,280	\$1,056	\$4,224	\$0
AQ	48578	Chevron Phillips Chemical Company LP	2014-0572-AIR-E	HARRIS	5/7/2015	\$192,626	\$0	\$96,313	\$96,313
AQ	49311	ACME BRICK COMPANY	2014-1331-AIR-E	PARKER	5/7/2015	\$23,668	\$4,733	\$18,935	\$0
AQ	49284	Regency Field Services LLC	2014-1334-AIR-E	PECOS	5/7/2015	\$8,250	\$1,650	\$6,600	\$0
AQ	49639	LS Energy Fabrication, LLC	2014-1693-AIR-E	CHAMBERS	5/7/2015	\$1,300	\$260	\$1,040	\$0
AQ	49449	DCP Midstream, LP	2014-1481-AIR-E	MOORE	5/7/2015	\$33,188	\$6,637	\$13,276	\$13,275
AQ	48268	INVISTA S.a r.l.	2014-0285-AIR-E	ORANGE	5/7/2015	\$99,938	\$19,987	\$39,976	\$39,975
AQ	49050	LOZADA, MIGUEL	2014-1069-AIR-E	EL PASO	5/17/2015	\$3,937	\$0	\$3,937	\$0

Date Range Selected : 09/01/2014 - 08/31/2015

PGM	Case No.	Respondent Name	Docket#	County	Order Date	Penalty Assessed	Penalty Deferred	Payable Amount	SEP Offset
AQ	49810	KUROSKY & COMPANY	2014-1849-AIR-E	TARRANT	5/21/2015	\$1,626	\$325	\$1,301	\$0
AQ	49672	Montgomery Materials, LLC	2014-1723-AIR-E	MONTGOMERY	5/21/2015	\$2,188	\$437	\$1,751	\$0
AQ	49802	Texas American Resources Company	2014-1859-AIR-E	DIMMIT	5/21/2015	\$2,063	\$412	\$1,651	\$0
AQ	49006	Affordable Land Services, LLC	2014-1064-AIR-E	HARRIS	5/21/2015	\$5,990	\$1,198	\$2,396	\$2,396
AQ	45988	Equistar Chemicals, LP	2013-0122-AIR-E	HARRIS	5/23/2015	\$29,575	\$5,915	\$11,830	\$11,830
AQ	49295	Chevron Phillips Chemical Company LP	2014-1329-AIR-E	JEFFERSON	5/23/2015	\$104,525	\$20,905	\$41,810	\$41,810
AQ	49349	Casita Enterprises, Inc.	2014-1378-AIR-E	NAVARRO	5/23/2015	\$7,688	\$1,537	\$6,151	\$0
AQ	49029	The Dow Chemical Company	2014-1053-AIR-E	BRAZORIA	5/23/2015	\$18,750	\$0	\$9,375	\$9,375
AQ	47825	CHASE INDUSTRIES, INC.	2013-1943-AIR-E	CAMERON	5/23/2015	\$37,447	\$7,489	\$14,979	\$14,979
AQ	49237	Davis Gas Processing, Inc.	2014-1253-AIR-E	REAGAN	5/23/2015	\$26,689	\$5,337	\$21,352	\$0
AQ	49366	Formosa Plastics Corporation, Texas	2014-1394-AIR-E	CALHOUN	5/23/2015	\$32,500	\$0	\$16,250	\$16,250
AQ	49451	JSW Steel (USA) Inc.	2014-1488-AIR-E	CHAMBERS	5/23/2015	\$8,925	\$1,785	\$3,570	\$3,570
AQ	49472	Lone Star NGL Fractionators LLC	2014-1519-AIR-E	CHAMBERS	5/23/2015	\$11,700	\$2,340	\$4,680	\$4,680
AQ	48830	LUFKIN CREOSOTING CO., INC.	2014-0834-AIR-E	ANGELINA	5/23/2015	\$14,400	\$2,880	\$5,760	\$5,760
AQ	49352	Pasadena Refining System, Inc	2014-1376-AIR-E	HARRIS	5/23/2015	\$19,688	\$3,937	\$15,751	\$0
AQ	49557	Total Petrochemicals & Refining USA, Inc.	2014-1605-AIR-E	JEFFERSON	6/4/2015	\$7,038	\$1,407	\$2,816	\$2,815
AQ	49720	Meister Industries, Inc.	2014-1771-AIR-E	ECTOR	6/4/2015	\$1,125	\$225	\$900	\$0
AQ	49575	International Paper Company	2014-1617-AIR-E	CASS	6/4/2015	\$3,937	\$787	\$3,150	\$0
AQ	49408	The Lubrizol Corporation	2014-1437-AIR-E	HARRIS	6/12/2015	\$12,688	\$2,537	\$5,076	\$5,075
AQ	49382	Huntsman Petrochemical LLC	2014-1428-AIR-E	JEFFERSON	6/12/2015	\$19,689	\$3,937	\$7,876	\$7,876
AQ	49412	Sid Richardson Carbon, LTD	2014-1460-AIR-E	HUTCHINSON	6/12/2015	\$8,175	\$1,635	\$6,540	\$0
AQ	49450	The Goodyear Tire & Rubber Company	2014-1484-AIR-E	JEFFERSON	6/12/2015	\$117,600	\$23,520	\$47,040	\$47,040
AQ	49507	Total Petrochemicals & Refining USA, Inc.	2014-1550-AIR-E	JEFFERSON	6/12/2015	\$15,000	\$3,000	\$6,000	\$6,000
AQ	49409	TXI Operations, LP	2014-1441-AIR-E	COMAL	6/12/2015	\$59,326	\$11,865	\$23,731	\$23,730
AQ	49765	Elgin-Butler Company	2014-1805-AIR-E	BASTROP	6/18/2015	\$1,500	\$300	\$1,200	\$0
AQ	49231	Texas Hill Country Landscaping INC.	2014-1256-AIR-E	BEXAR	6/18/2015	\$1,312	\$262	\$1,050	\$0
AQ	48835	OROSCO, DANIELA	2014-0852-AIR-E	EL PASO	6/25/2015	\$1,312	\$0	\$1,312	\$0
AQ	43650	Said Mohamed Jawad	2012-0642-AIR-E	DALLAS	6/25/2015	\$7,500	\$0	\$7,500	\$0
AQ	47682	Ballard Exploration Company, Inc.	2013-1791-AIR-E	HARRIS	7/10/2015	\$3,750	\$0	\$3,750	\$0
AQ	49811	Chevron Phillips Chemical Company LP	2014-1850-AIR-E	BRAZORIA	7/10/2015	\$3,975	\$795	\$3,180	\$0
AQ	49891	American Airlines, Inc.	2015-0040-AIR-E	DENTON	7/10/2015	\$2,813	\$562	\$2,251	\$0
AQ	49915	Owens Corning Insulating Systems, LLC	2015-0061-AIR-E	ELLIS	7/10/2015	\$5,662	\$1,132	\$4,530	\$0
AQ	49413	Lion Elastomers LLC	2014-1485-AIR-E	JEFFERSON	7/10/2015	\$7,500	\$0	\$7,500	\$0
AQ	48804	Lewis Petro Properties, Inc.	2014-0817-AIR-E	WEBB	7/17/2015	\$36,628	\$0	\$18,314	\$18,314
AQ	49429	Union Carbide Corporation	2014-1455-AIR-E	GALVESTON	7/17/2015	\$67,600	\$13,520	\$27,040	\$27,040
AQ	47904	Southern Manufacturing Co., L.L.C.	2013-2026-AIR-E	*MULTIPLE	7/17/2015	\$12,000	\$10,800	\$1,200	\$0
AQ	49088	Shell Chemical LP	2014-1110-AIR-E	HARRIS	7/17/2015	\$19,688	\$3,937	\$7,876	\$7,875
AQ	49565	Eastman Chemical Company	2014-1613-AIR-E	HARRISON	7/17/2015	\$8,325	\$1,665	\$3,330	\$3,330

Date Range Selected : 09/01/2014 - 08/31/2015

PGM	Case No.	Respondent Name	Docket#	County	Order Date	Penalty Assessed	Penalty Deferred	Payable Amount	SEP Offset
AQ	49704	Printpack, Inc.	2014-1758-AIR-E	DALLAS	7/17/2015	\$9,375	\$1,875	\$7,500	\$0
AQ	49046	ConocoPhillips Company	2014-1119-AIR-E	HUTCHINSON	7/17/2015	\$13,600	\$2,720	\$5,440	\$5,440
AQ	48849	E. I. du Pont de Nemours and Company	2014-0868-AIR-E	ORANGE	7/17/2015	\$87,500	\$0	\$43,750	\$43,750
AQ	48953	The Lubrizol Corporation	2014-0971-AIR-E	HARRIS	7/17/2015	\$15,000	\$3,000	\$6,000	\$6,000
AQ	49052	EnAqua Solutions, LLC	2014-1070-AIR-E	KARNES	7/17/2015	\$18,375	\$3,675	\$7,350	\$7,350
AQ	49184	Albemarle Corporation	2014-1216-AIR-E	HARRIS	7/17/2015	\$13,575	\$2,715	\$10,860	\$0
AQ	48038	Forged Products, Inc.	2013-2198-AIR-E	HARRIS	7/17/2015	\$12,964	\$2,592	\$10,372	\$0
AQ	49834	Equistar Chemicals, LP	2014-1876-AIR-E	HARRIS	7/19/2015	\$6,563	\$1,312	\$2,626	\$2,625
AQ	50216	National Oilwell Varco, L.P.	2015-0388-AIR-E	TARRANT	7/19/2015	\$2,550	\$510	\$2,040	\$0
AQ	49974	Inhance Technologies LLC	2015-0124-AIR-E	HARRIS	7/19/2015	\$1,300	\$260	\$1,040	\$0
AQ	49668	AA Foundries, Inc.	2014-1722-AIR-E	BEXAR	7/19/2015	\$2,475	\$495	\$1,980	\$0
AQ	50037	Union Tank Car Company	2015-0186-AIR-E	LIBERTY	7/19/2015	\$3,562	\$712	\$1,425	\$1,425
AQ	49721	Ethos Pet Nutrition Inc	2014-1772-AIR-E	BROWN	7/19/2015	\$3,937	\$787	\$3,150	\$0
AQ	49914	Texas Aero Engine Services, L.L.C.	2015-0060-AIR-E	TARRANT	7/19/2015	\$2,438	\$487	\$1,951	\$0
AQ	48972	Cabot Norit Americas, Inc.	2014-1579-AIR-E	HARRISON	8/10/2015	\$80,797	\$16,159	\$64,638	\$0
AQ	49375	DCP Midstream, LP	2014-1410-AIR-E	ECTOR	8/10/2015	\$89,817	\$0	\$89,817	\$0
AQ	49610	SBBQ Operations, LLC	2014-1656-AIR-E	RUSK	8/10/2015	\$10,000	\$2,000	\$8,000	\$0
AQ	50200	UTLX Manufacturing LLC	2015-0366-AIR-E	HARRIS	8/10/2015	\$4,200	\$840	\$3,360	\$0
AQ	49275	TPC Group LLC	2014-1301-AIR-E	JEFFERSON	8/10/2015	\$45,750	\$9,150	\$36,600	\$0
AQ	49478	Shell Oil Company	2014-1522-AIR-E	HARRIS	8/10/2015	\$32,500	\$0	\$16,250	\$16,250
AQ	50291	CALIFORNIA ROCK CRUSHERS	2015-0470-AIR-E	FRIO	8/10/2015	\$1,925	\$385	\$1,540	\$0
AQ	50363	GOLDEN TRIANGLE PROPERTIES, LLC	2015-0561-AIR-E	JEFFERSON	8/10/2015	\$2,438	\$487	\$1,951	\$0
AQ	49759	Baytown Energy Center, LLC	2014-1802-AIR-E	CHAMBERS	8/10/2015	\$66,188	\$0	\$33,094	\$33,094
AQ	49905	Gardner Glass Products, Inc.	2015-0055-AIR-E	WALKER	8/10/2015	\$46,875	\$9,375	\$37,500	\$0
AQ	50387	Enervest Operating, L.L.C.	2015-0610-AIR-E	EDWARDS	8/17/2015	\$3,188	\$637	\$2,551	\$0
AQ	50113	Capital Electric Motor Servc	2015-0279-AIR-E	DALLAS	8/17/2015	\$1,312	\$262	\$1,050	\$0
AQ	50107	The Premcor Refining Group Inc.	2015-0292-AIR-E	JEFFERSON	8/17/2015	\$7,125	\$1,425	\$2,850	\$2,850
AQ	50385	Petro-Crete, LLC	2015-0581-AIR-E	MIDLAND	8/17/2015	\$3,850	\$770	\$3,080	\$0
AQ	49761	CANALES, CIRIA	2014-1168-AIR-E	EL PASO	8/17/2015	\$4,156	\$831	\$3,325	\$0
AQ	50408	Tige Boats, Inc.	2015-0602-AIR-E	TAYLOR	8/17/2015	\$7,125	\$1,425	\$5,700	\$0
AQ	50028	E. I. du Pont de Nemours and Company	2015-0185-AIR-E	HARRIS	8/24/2015	\$25,000	\$0	\$25,000	\$0
AQ	49192	Shell Oil Company	2014-1245-AIR-E	HARRIS	8/24/2015	\$23,450	\$0	\$11,725	\$11,725
AQ	49917	Enbridge G & P (East Texas) L.P.	2015-0062-AIR-E	*MULTIPLE	8/24/2015	\$9,275	\$1,854	\$7,421	\$0
AQ	49823	Chevron Phillips Chemical Company LP	2014-1877-AIR-E	JEFFERSON	8/24/2015	\$95,000	\$0	\$47,500	\$47,500
AQ	49128	WTG Jameson, LP	2014-1162-AIR-E	COKE	8/24/2015	\$70,380	\$0	\$70,380	\$0
AQ	49679	Shell Chemical LP	2014-1728-AIR-E	HARRIS	8/24/2015	\$15,000	\$3,000	\$6,000	\$6,000
AQ	48771	NCI Group, Inc.	2014-0804-AIR-E	HARRIS	8/24/2015	\$15,150	\$3,030	\$6,060	\$6,060
AQ	48911	CITGO Refining and Chemicals Company L.P.	2014-0911-AIR-E	NUECES	8/24/2015	\$11,626	\$0	\$11,626	\$0

## Singles Programs

## Appendix 11: List of Administrative Orders Issued - FY 2015

Date Range Selected : 09/01/2014 - 08/31/2015

PGM	Case No.	Respondent Name	Docket#	County	Order Date	Penalty Assessed	Penalty Deferred	Payable Amount	SEP Offset
AQ	49278	BASF Corporation	2014-1304-AIR-E	BRAZORIA	8/24/2015	\$132,638	\$26,527	\$53,056	\$53,055
AQ	49715	DCP Midstream, LP	2014-1765-AIR-E	HUTCHINSON	8/24/2015	\$25,430	\$0	\$12,715	\$12,715
AQ	42291	United Oilfield Construction LLC *	2014-1205-AIR-E	JOHNSON	8/30/2015	\$18,000	\$0	\$18,000	\$0
AQ	50317	Allied Equipment, Inc.	2015-0503-AIR-E	ECTOR	8/31/2015	\$1,562	\$312	\$1,250	\$0
AQ	50537	TEJAS PRODUCTION SERVICES INC	2015-0739-AIR-E	VICTORIA	8/31/2015	\$2,188	\$437	\$1,751	\$0
AQ	50047	Martin Operating Partnership L. P.	2015-0211-AIR-E	JEFFERSON	8/31/2015	\$1,398	\$279	\$1,119	\$0
<b>Subtotal for AQ : 270</b>						<b>\$6,806,417</b>	<b>\$825,200</b>	<b>\$3,666,321</b>	<b>\$2,314,896</b>
DC	48344	DAO, PHAM *	2014-0326-DCL-E	HARRIS	10/18/2014	\$5,500	\$1,100	\$4,400	\$0
DC	48931	SUPER HEIMER VIEW INC	2014-0937-DCL-E	HARRIS	1/12/2015	\$5,000	\$1,000	\$4,000	\$0
<b>Subtotal for DC : 2</b>						<b>\$10,500</b>	<b>\$2,100</b>	<b>\$8,400</b>	<b>\$0</b>
IHW	48632	TBM HEAT TREATING, INC.	2014-0648-IHW-E	BURNET	9/22/2014	\$787	\$157	\$630	\$0
IHW	48445	Lucite International, Inc.	2014-0423-IHW-E	JEFFERSON	10/18/2014	\$7,500	\$1,500	\$6,000	\$0
IHW	48448	CLEVELAND REGIONAL MEDICAL CENTER, L.P.	2014-0508-IHW-E	LIBERTY	10/27/2014	\$8,533	\$1,706	\$6,827	\$0
IHW	46896	SANDERSON, PAMELA SUE *	2013-1030-MLM-E	BEXAR	11/3/2014	\$7,875	\$0	\$7,875	\$0
IHW	48353	Shell Oil Company	2014-0330-IHW-E	HARRIS	12/7/2014	\$17,500	\$3,500	\$14,000	\$0
IHW	46896	GALLOWAY, VIRGINIA LYNN *	2013-1030-MLM-E	BEXAR	12/27/2014	\$7,875	\$0	\$7,875	\$0
IHW	46658	Haz-Pak, Inc.	2013-0750-MLM-E	SMITH	1/8/2015	\$2,995	\$0	\$2,995	\$0
IHW	40610	Sentinel Plating, Inc.	2014-0058-IHW-E	DALLAS	3/13/2015	\$351,000	\$299,034	\$51,966	\$0
IHW	47668	Cox Manufacturing Company	2013-1769-MLM-E	BEXAR	3/13/2015	\$15,188	\$3,037	\$12,151	\$0
IHW	48232	Carotex, Inc.	2014-0196-IHW-E	JEFFERSON	3/13/2015	\$12,124	\$2,424	\$9,700	\$0
IHW	48049	Exide Technologies	2013-2207-IHW-E	COLLIN	4/27/2015	\$2,451,984	\$0	\$2,451,984	\$0
IHW	47656	Southwest Industrial Services, Inc.	2013-1781-IHW-E	TARRANT	5/23/2015	\$11,250	\$0	\$11,250	\$0
IHW	47859	SIFCO APPLIED SURFACE CONCEPTS LLC	2013-2073-IHW-E	HARRIS	5/23/2015	\$119,521	\$23,903	\$95,618	\$0
IHW	45226	South Hampton Resources, Inc.	2012-2108-IHW-E	HARDIN	5/23/2015	\$32,850	\$0	\$16,425	\$16,425
IHW	47162	LONESTAR ECOLOGY LLC	2013-1275-IHW-E	HARRIS	5/23/2015	\$46,889	\$9,377	\$18,756	\$18,756
IHW	50042	BAIT TEK INC	2015-0199-IHW-E	ORANGE	6/18/2015	\$2,813	\$562	\$2,251	\$0
IHW	49012	L.F. Manufacturing, Inc.	2014-1066-IHW-E	KARNES	6/18/2015	\$6,094	\$1,218	\$2,438	\$2,438
IHW	42685	Benita Castillo Villasenor *	2011-1833-IHW-E	EL PASO	6/25/2015	\$4,750	\$0	\$4,750	\$0
IHW	50140	Taylor Metal Finishing, Inc.	2015-0320-IHW-E	WILLIAMSON	7/19/2015	\$3,000	\$600	\$2,400	\$0
IHW	46402	Petro-Tech Environmental LLC	2013-0500-IHW-E	HARRIS	8/24/2015	\$54,151	\$10,830	\$43,321	\$0
<b>Subtotal for IHW : 20</b>						<b>\$3,164,679</b>	<b>\$357,848</b>	<b>\$2,769,212</b>	<b>\$37,619</b>
IHWNF	42685	RUDNICK, RICHARD *	2011-1833-IHW-E	EL PASO	2/20/2015	\$5,250	\$0	\$5,250	\$0
<b>Subtotal for IHWNP : 1</b>						<b>\$5,250</b>	<b>\$0</b>	<b>\$5,250</b>	<b>\$0</b>
MSW	47892	GRIFFIN, ZACK	2013-2016-MSW-E	BELL	9/14/2014	\$17,587	\$0	\$17,587	\$0
MSW	47353	JONES, STEVE	2013-1461-MSW-E	HOCKLEY	9/14/2014	\$1,312	\$0	\$1,312	\$0
MSW	47189	Weir Bros., Inc.	2013-1289-MSW-E	DENTON	9/19/2014	\$35,000	\$0	\$35,000	\$0
MSW	45434	WAGNER, CATHERINE ANN	2012-2315-MSW-E	IRION	9/19/2014	\$0	\$0	\$0	\$0
MSW	48411	BURGOS, JORGE	2014-0379-MSW-E	TRAVIS	9/22/2014	\$3,607	\$721	\$2,886	\$0

Date Range Selected : 09/01/2014 - 08/31/2015

PGM	Case No.	Respondent Name	Docket#	County	Order Date	Penalty Assessed	Penalty Deferred	Payable Amount	SEP Offset
MSW	46965	MENDEZ, MARGARITO	2013-1064-MSW-E	NACOGDOCHES	9/28/2014	\$1,250	\$0	\$1,250	\$0
MSW	48447	HORWOOD, LARRY RICHARD	2014-0434-MSW-E	STERLING	10/6/2014	\$1,250	\$250	\$1,000	\$0
MSW	48588	JOHNSON, THOMAS F III	2014-0588-MSW-E	UVALDE	10/6/2014	\$1,250	\$250	\$1,000	\$0
MSW	47853	Marta Araceli Martinez *	2013-1972-MSW-E	CAMERON	10/6/2014	\$5,625	\$1,125	\$4,500	\$0
MSW	48615	HERNANDEZ, ROCIO	2014-0609-MSW-E	EL PASO	10/6/2014	\$1,312	\$262	\$1,050	\$0
MSW	48362	ZAPATA, DANIEL C	2014-0335-MSW-E	SCHLEICHER	10/6/2014	\$1,250	\$250	\$1,000	\$0
MSW	48331	BFI Waste Systems of North America, LLC	2014-0319-MSW-E	BURNET	10/6/2014	\$2,624	\$524	\$1,050	\$1,050
MSW	47771	RINGO, RICHARD *	2013-1877-MSW-E	SHELBY	10/18/2014	\$7,500	\$1,500	\$6,000	\$0
MSW	48205	Acme Bridge Company, Inc.	2014-0161-MSW-E	COMAL	10/18/2014	\$6,563	\$1,312	\$5,251	\$0
MSW	47886	1915 Enterprises, LP	2013-2013-MSW-E	JOHNSON	10/18/2014	\$7,500	\$1,500	\$6,000	\$0
MSW	44496	HD Recycling, LLC	2012-1359-MSW-E	PARKER	10/27/2014	\$12,302	\$11,102	\$1,200	\$0
MSW	34149	DECHERT, BILL	2014-0361-MSW-E	KIMBLE	10/27/2014	\$23,000	\$0	\$11,500	\$11,500
MSW	48271	COMEX ENVIRONMENTAL LLC	2014-0225-MSW-E	HARRIS	10/27/2014	\$16,163	\$3,232	\$12,931	\$0
MSW	47556	HD Recycling, LLC	2013-1654-MSW-E	PARKER	10/27/2014	\$105,207	\$104,007	\$1,200	\$0
MSW	47986	D+A Financial Services, LLC	2013-2142-MSW-E	HARDIN	11/6/2014	\$250	\$0	\$250	\$0
MSW	47802	ESQUIVEL, ROGELIO *	2013-1903-MSW-E	HIDALGO	11/6/2014	\$22,500	\$0	\$22,500	\$0
MSW	47887	Exterior Repair International, LLC	2013-2012-MSW-E	JOHNSON	11/6/2014	\$17,472	\$0	\$17,472	\$0
MSW	44270	EVANS, ROBERT J JR *	2012-1129-MSW-E	KAUFMAN	11/13/2014	\$2,000	\$0	\$2,000	\$0
MSW	48095	City of Haskell	2014-0033-MSW-E	HASKELL	12/6/2014	\$5,962	\$1,192	\$4,770	\$0
MSW	48794	City of Big Lake	2014-0825-MSW-E	REAGAN	12/6/2014	\$4,975	\$995	\$3,980	\$0
MSW	47038	SIENNA MULCH, INC.	2013-1135-MSW-E	FORT BEND	12/7/2014	\$24,987	\$0	\$24,987	\$0
MSW	48000	BOWEN, RANDY	2013-2155-MSW-E	JOHNSON	12/27/2014	\$5,343	\$0	\$5,343	\$0
MSW	47319	ROBERTS, JOHN	2013-1434-MSW-E	WILLACY	12/27/2014	\$11,250	\$0	\$11,250	\$0
MSW	48313	LYNCH, DUSTIN	2014-0298-MSW-E	HARDIN	12/27/2014	\$1,312	\$0	\$1,312	\$0
MSW	48974	RAMOS, JOSE *	2014-1012-MSW-E	DENTON	1/25/2015	\$2,250	\$450	\$1,800	\$0
MSW	48874	GARCIA, JOSE VALENTIN	2014-0931-MSW-E	HIDALGO	1/25/2015	\$1,312	\$262	\$1,050	\$0
MSW	49153	WHITE, MICKEY	2014-1199-MSW-E	SAN SABA	1/25/2015	\$1,250	\$250	\$1,000	\$0
MSW	44237	RAY, RICKY	2012-1090-MSW-E	BOWIE	2/20/2015	\$2,675	\$0	\$2,675	\$0
MSW	49287	Refugio County	2014-1309-MLM-E	REFUGIO	2/23/2015	\$1,575	\$315	\$1,260	\$0
MSW	49130	City Of Olton	2014-1160-MSW-E	LAMB	2/23/2015	\$3,825	\$765	\$3,060	\$0
MSW	47907	LADNER, DONALD E SR *	2013-2029-MSW-E	TAYLOR	2/26/2015	\$2,624	\$0	\$2,624	\$0
MSW	39675	Garrett Construction Co.	2013-1921-MSW-E	SAN PATRICIO	2/26/2015	\$27,000	\$0	\$27,000	\$0
MSW	47905	LADNER, DONALD E SR	2013-2030-MSW-E	TAYLOR	2/26/2015	\$3,936	\$0	\$3,936	\$0
MSW	48252	Ian W. Allen	2014-0210-MSW-E	TOM GREEN	2/26/2015	\$1,312	\$0	\$1,312	\$0
MSW	48561	STANLEY, CHAD	2014-0582-MSW-E	CALDWELL	2/26/2015	\$1,312	\$0	\$1,312	\$0
MSW	47869	SIMONS, CHAD *	2013-1993-MSW-E	BURNET	3/5/2015	\$15,000	\$0	\$15,000	\$0
MSW	48922	MOBILE HOME SUPPLY INC	2014-0933-MSW-E	EL PASO	3/12/2015	\$5,249	\$1,049	\$4,200	\$0
MSW	37651	LEATH, EDWARD RUSSELL *	2013-1851-MSW-E	EASTLAND	3/13/2015	\$6,750	\$0	\$6,750	\$0

## Singles Programs

## Appendix 11: List of Administrative Orders Issued - FY 2015

Date Range Selected : 09/01/2014 - 08/31/2015

PGM	Case No.	Respondent Name	Docket#	County	Order Date	Penalty Assessed	Penalty Deferred	Payable Amount	SEP Offset
MSW	41796	FARRELL, LEE ANN	2013-2222-MSW-E	SAN JACINTO	3/13/2015	\$11,625	\$10,425	\$1,200	\$0
MSW	49518	City of Haskell	2014-1565-MSW-E	HASKELL	3/15/2015	\$1,250	\$250	\$1,000	\$0
MSW	48774	Kelly's Used Auto Parts, Inc.	2014-0879-MSW-E	MCLENNAN	3/15/2015	\$6,750	\$1,350	\$5,400	\$0
MSW	48749	RUTHERFORD, WILLIAM ROBERT	2014-0802-MSW-E	BELL	4/2/2015	\$16,250	\$0	\$16,250	\$0
MSW	48521	Wesley Joseph Martin III	2014-0503-MSW-E	BELL	4/2/2015	\$11,812	\$0	\$11,812	\$0
MSW	49602	LY SA VAN	2014-1654-MLM-E	JEFFERSON	4/4/2015	\$1,313	\$262	\$1,051	\$0
MSW	49562	ANTONUCCI, RUSSELL	2014-1607-MSW-E	HARRIS	4/4/2015	\$1,125	\$225	\$900	\$0
MSW	47894	GARCIA, ANGEL	2013-2021-MSW-E	HIDALGO	4/10/2015	\$577	\$0	\$577	\$0
MSW	47860	M & M WASTE, INC. *	2013-1981-MLM-E	HARRIS	4/10/2015	\$4,000	\$0	\$4,000	\$0
MSW	48877	Amos Trucking LLC	2014-0960-MSW-E	UPSHUR	4/10/2015	\$3,500	\$0	\$3,500	\$0
MSW	43562	MORENO, JAVIER *	2012-0367-MSW-E	MONTGOMERY	5/7/2015	\$33,500	\$0	\$33,500	\$0
MSW	47828	MENDEZ, ALEX	2013-1937-MSW-E	HIDALGO	5/23/2015	\$39,319	\$7,863	\$31,456	\$0
MSW	47650	Eureka! Computer Scrap Recyclers LLC	2013-1752-MSW-E	ROCKWALL	5/23/2015	\$14,413	\$0	\$14,413	\$0
MSW	48459	RECON SERVICES, INC.	2014-0433-MSW-E	TRAVIS	5/23/2015	\$18,771	\$3,754	\$15,017	\$0
MSW	49136	Dooner Organics Inc.	2014-1167-MSW-E	GONZALES	6/4/2015	\$3,950	\$790	\$3,160	\$0
MSW	49606	Irion County	2014-1653-MSW-E	IRION	6/12/2015	\$13,200	\$2,640	\$10,560	\$0
MSW	49928	City of Trinity	2015-0116-MSW-E	TRINITY	6/18/2015	\$1,375	\$275	\$1,100	\$0
MSW	48444	MOTAL, CONNIE H *	2014-0418-MSW-E	LAVACA	6/25/2015	\$1,312	\$0	\$1,312	\$0
MSW	49359	AGUILAR, SALVADOR	2014-1381-MSW-E	EL PASO	6/25/2015	\$3,937	\$0	\$3,937	\$0
MSW	48543	GREEN, CHARLES	2014-0521-MSW-E	HARDIN	7/2/2015	\$1,375	\$0	\$1,375	\$0
MSW	49991	Thermo Fluids Inc.	2015-0140-MSW-E	TERRY	7/10/2015	\$713	\$142	\$571	\$0
MSW	50186	City Of Levelland	2015-0456-MSW-E	HOCKLEY	7/19/2015	\$938	\$187	\$751	\$0
MSW	49975	William Smith	2015-0156-MSW-E	SAN JACINTO	7/19/2015	\$157	\$31	\$126	\$0
MSW	47211	Rapid Marine Fuels, LLC *	2013-1309-MLM-E	BEXAR	8/6/2015	\$5,500	\$0	\$5,500	\$0
MSW	48521	LECUER, DONALD	2014-0503-MSW-E	BELL	8/6/2015	\$11,812	\$0	\$11,812	\$0
MSW	50172	Break it Down, L.L.C.	2015-0360-MSW-E	TRAVIS	8/10/2015	\$2,188	\$437	\$1,751	\$0
MSW	50310	Irion County	2015-0502-MSW-E	IRION	8/10/2015	\$788	\$157	\$631	\$0
MSW	49687	SIMS FARMS, LTD.	2014-1736-MSW-E	TOM GREEN	8/10/2015	\$7,940	\$1,588	\$6,352	\$0
MSW	48060	Downstream Environmental, L.L.C.	2014-0009-MSW-E	HARRIS	8/10/2015	\$22,500	\$14,826	\$7,674	\$0
MSW	50105	D & D TOOLING AND MANUFACTURING, INC.	2015-0265-MSW-E	EL PASO	8/17/2015	\$250	\$50	\$200	\$0
MSW	49838	Joe Burnes	2014-1884-MSW-E	TAYLOR	8/17/2015	\$3,750	\$750	\$3,000	\$0
MSW	49612	AG-Land Distribution, Inc.	2014-1670-MSW-E	LUBBOCK	8/24/2015	\$12,625	\$2,525	\$10,100	\$0
MSW	48772	TIDROW, GARY	2014-0782-MSW-E	HASKELL	8/24/2015	\$15,750	\$8,907	\$6,843	\$0
MSW	49031	Hidalgo County	2014-1094-MSW-E	HIDALGO	8/24/2015	\$17,813	\$3,562	\$0	\$14,251
MSW	47984	Tony's Tire Service *	2013-2144-MSW-E	BEXAR	8/24/2015	\$14,300	\$0	\$14,300	\$0
MSW	49844	Angelina County	2014-1886-MSW-E	ANGELINA	8/24/2015	\$24,188	\$4,837	\$0	\$19,351
MSW	50273	Aurora Povlich	2015-0448-MSW-E	EL PASO	8/31/2015	\$1,312	\$262	\$1,050	\$0
<b>Subtotal for MSW : 80</b>						<b>\$754,301</b>	<b>\$197,408</b>	<b>\$510,741</b>	<b>\$46,152</b>

## Singles Programs

## Appendix 11: List of Administrative Orders Issued - FY 2015

Date Range Selected : 09/01/2014 - 08/31/2015

PGM	Case No.	Respondent Name	Docket#	County	Order Date	Penalty Assessed	Penalty Deferred	Payable Amount	SEP Offset
OL	44377	WALKER, JOSHUA	2012-1234-LII-E	TRAVIS	9/22/2014	\$765	\$153	\$612	\$0
OL	49081	GONZALES, JAVIER	2014-1115-WOC-E	WILLACY	10/18/2014	\$175	\$0	\$175	\$0
OL	47289	Bellman, Jeremy D.	2013-1401-LII-E	BEXAR	10/25/2014	\$2,021	\$0	\$2,021	\$0
OL	46718	Joshua G. Duke	2013-0808-LII-E	GREGG	10/25/2014	\$1,390	\$0	\$1,390	\$0
OL	47406	Robert A. Garner	2013-1530-LII-E	CORYELL	11/6/2014	\$3,416	\$0	\$3,416	\$0
OL	49484	John Doyle Shaw	2014-1533-WOC-E	IRION	12/20/2014	\$175	\$0	\$175	\$0
OL	49483	LEIBER, EDWARD	2014-1521-WOC-E	GRIMES	12/20/2014	\$175	\$0	\$175	\$0
OL	47943	Chez Eugene Weaver	2013-2087-LII-E	POTTER	1/8/2015	\$958	\$0	\$958	\$0
OL	49544	Simon Gonzalez	2014-1585-WOC-E	SMITH	1/12/2015	\$175	\$0	\$175	\$0
OL	49530	ROQUE, CUITLAHUAC P	2014-1581-WOC-E	HIDALGO	1/12/2015	\$175	\$0	\$175	\$0
OL	49799	GOOCH, MICHAEL B	2014-1845-WOC-E	TARRANT	2/23/2015	\$175	\$0	\$175	\$0
OL	49798	Alex Garza	2014-1843-WOC-E	BEXAR	2/23/2015	\$175	\$0	\$175	\$0
OL	49558	Walter E. Nix Jr.	2014-1628-WOC-E	BURLESON	4/4/2015	\$867	\$173	\$694	\$0
OL	50017	Heriberto Gallegos Jr.	2015-0168-LII-E	BEXAR	4/23/2015	\$175	\$0	\$175	\$0
OL	50016	MOFFITT, MICHAEL L	2015-0167-LII-E	RANDALL	4/23/2015	\$175	\$0	\$175	\$0
OL	46673	Christopher C. McCall	2013-0770-LII-E	TARRANT	4/29/2015	\$250	\$0	\$250	\$0
OL	49496	Eric Blakley	2014-1529-LII-E	HARRIS	5/7/2015	\$600	\$120	\$480	\$0
OL	50227	PIEDRA, JESUS G	2015-0394-WOC-E	TARRANT	6/4/2015	\$175	\$0	\$175	\$0
OL	49965	Casey Layne Vickrey	2015-0125-LII-E	TRAVIS	6/18/2015	\$237	\$47	\$190	\$0
OL	50384	Chris M. Humphreys	2015-0576-WOC-E	BEXAR	7/10/2015	\$175	\$0	\$175	\$0
OL	50214	Sergio Pelaez	2015-0391-LII-E	COLLIN	7/10/2015	\$1,200	\$240	\$960	\$0
OL	49806	Gerald Maxwell	2014-1851-LII-E	DENTON	7/10/2015	\$1,412	\$282	\$1,130	\$0
OL	49988	Shannon S. Salsman	2015-0155-WOC-E	HUNT	7/10/2015	\$861	\$172	\$689	\$0
OL	50437	Kris Helms	2015-0634-WOC-E	ELLIS	7/10/2015	\$175	\$0	\$175	\$0
OL	49937	Thomas W. Davis	2015-0088-WOC-E	ROCKWALL	8/10/2015	\$713	\$142	\$571	\$0
OL	50330	Gilbert W. Herrera	2015-0510-LII-E	WILLIAMSON	8/10/2015	\$959	\$191	\$768	\$0
OL	50263	Adam C. Benefield	2015-0433-LII-E	WILLIAMSON	8/10/2015	\$312	\$62	\$250	\$0
OL	50647	MICHAEL R THORP	2015-0864-MLM-E	TOM GREEN	8/17/2015	\$350	\$0	\$350	\$0
OL	50264	Michael Porter	2015-0434-LII-E	COLLIN	8/31/2015	\$1,200	\$240	\$960	\$0
<b>Subtotal for OL : 29</b>						<b>\$19,611</b>	<b>\$1,822</b>	<b>\$17,789</b>	<b>\$0</b>
PST	43575	Development II Partners, Inc.	2014-0224-PST-E	HARRIS	9/10/2014	\$94,032	\$0	\$94,032	\$0
PST	47605	Haider A., Inc.	2013-1707-PST-E	GALVESTON	9/10/2014	\$10,808	\$0	\$10,808	\$0
PST	41901	S.R.R. Investments, Inc.	2013-1960-PST-E	TRAVIS	9/10/2014	\$90,000	\$0	\$90,000	\$0
PST	46285	HOSCH, OMAR	2013-0390-PST-E	NAVARRO	9/14/2014	\$3,750	\$0	\$3,750	\$0
PST	47686	SOMMER, DAVID	2013-1794-PST-E	TRINITY	9/14/2014	\$5,250	\$0	\$5,250	\$0
PST	46721	Rick & Kim Inc.	2013-0818-PST-E	HENDERSON	9/14/2014	\$5,000	\$0	\$5,000	\$0
PST	47215	TEXAN SINGH, INC.	2013-1318-PST-E	JEFFERSON	9/14/2014	\$4,500	\$0	\$4,500	\$0
PST	46749	ALL L SAVER FOOD INC	2013-0843-PST-E	HENDERSON	9/14/2014	\$2,943	\$0	\$2,943	\$0



Date Range Selected : 09/01/2014 - 08/31/2015

PGM	Case No.	Respondent Name	Docket#	County	Order Date	Penalty Assessed	Penalty Deferred	Payable Amount	SEP Offset
PST	42603	INS Emerald, L.L.C.	2013-1302-PST-E	DALLAS	9/19/2014	\$35,750	\$0	\$35,750	\$0
PST	48143	ALEEM, MOHAMMAD	2014-0091-PST-E	HARRIS	9/19/2014	\$9,042	\$1,808	\$7,234	\$0
PST	47525	Central Foods, Inc.	2013-1623-PST-E	BEXAR	9/19/2014	\$12,600	\$0	\$12,600	\$0
PST	48234	Mary Anne Inc.	2014-0190-PST-E	WALLER	9/19/2014	\$9,750	\$1,950	\$7,800	\$0
PST	45845	Federal Aviation Administration	2012-2695-PST-E	HARRIS	9/19/2014	\$16,876	\$0	\$16,876	\$0
PST	47581	TWINCITY C-STORE INC	2013-1676-PST-E	JEFFERSON	9/19/2014	\$7,875	\$1,575	\$6,300	\$0
PST	48047	Western Refining Wholesale, LLC.	2013-2203-PST-E	EL PASO	9/19/2014	\$16,751	\$3,350	\$13,401	\$0
PST	45723	Bri-Mon Enterprises, Inc.	2012-2581-PST-E	HIDALGO	9/19/2014	\$11,700	\$0	\$11,700	\$0
PST	47413	La Maredia Investments Nome LLC	2013-1519-PST-E	JEFFERSON	9/19/2014	\$10,125	\$0	\$10,125	\$0
PST	47262	Formosa Retail, Inc.	2013-1373-PST-E	BEXAR	9/19/2014	\$11,049	\$0	\$11,049	\$0
PST	46755	GUERRERO, JUAN EDUARDO	2013-0851-PST-E	HIDALGO	9/19/2014	\$9,129	\$0	\$9,129	\$0
PST	48235	SHAH, KASHIF	2014-0189-PST-E	ORANGE	9/19/2014	\$12,844	\$2,568	\$10,276	\$0
PST	46832	Highway 90, Inc.	2013-0910-PST-E	BEXAR	9/19/2014	\$8,850	\$1,770	\$7,080	\$0
PST	46158	Coyanosa Cooperative Gin	2013-0259-PST-E	PECOS	9/19/2014	\$11,750	\$2,350	\$9,400	\$0
PST	47872	ALIMO INVESTMENTS, INC.	2013-1997-PST-E	JEFFERSON	9/19/2014	\$9,731	\$0	\$9,731	\$0
PST	48134	S & A OIL CO., INC.	2014-0092-PST-E	FORT BEND	9/19/2014	\$12,563	\$0	\$12,563	\$0
PST	48296	Peace Business , Inc.	2014-0260-PST-E	HARRIS	9/22/2014	\$2,073	\$414	\$1,659	\$0
PST	48387	TEXPAK Enterprises, Inc.	2014-0357-PST-E	HARDIN	9/22/2014	\$4,093	\$818	\$3,275	\$0
PST	48475	Tarkington - Safari Investments, Inc.	2014-0448-PST-E	LIBERTY	9/22/2014	\$4,772	\$954	\$3,818	\$0
PST	48410	Horizon Traders, Inc.	2014-0389-PST-E	JEFFERSON	9/22/2014	\$5,135	\$1,027	\$4,108	\$0
PST	48635	PANJWANI ENERGY, LLC	2014-0637-PST-E	WILLIAMSON	9/22/2014	\$6,750	\$1,350	\$5,400	\$0
PST	48599	KANJI, ABDUL REHMAN	2014-0593-PST-E	GALVESTON	9/22/2014	\$1,360	\$272	\$1,088	\$0
PST	48648	Alfie's Food Mart, Inc.	2014-0668-PST-E	FAYETTE	9/22/2014	\$4,875	\$975	\$3,900	\$0
PST	48577	Circle G Business, Inc.	2014-0566-PST-E	HARRIS	9/22/2014	\$2,224	\$444	\$1,780	\$0
PST	48688	B&M Maruti LLC	2014-0704-PST-E	DALLAS	9/22/2014	\$3,375	\$675	\$2,700	\$0
PST	47482	Metroplex Lucky Star, LLC	2013-1584-PST-E	TARRANT	9/22/2014	\$2,813	\$562	\$2,251	\$0
PST	48644	SEHAM C-STORE LLC	2014-0647-PST-E	HARRIS	9/22/2014	\$7,125	\$1,425	\$5,700	\$0
PST	47731	SERVICE STOP, L.P.	2013-1840-PST-E	WEBB	9/22/2014	\$4,380	\$876	\$3,504	\$0
PST	48358	Shane and Sons Transportation, Inc.	2014-0368-PST-E	BRAZORIA	9/22/2014	\$3,860	\$772	\$3,088	\$0
PST	48568	ZZF Diamond, Inc.	2014-0561-PST-E	TARRANT	9/22/2014	\$2,976	\$595	\$2,381	\$0
PST	48433	United Petroleum Transports, Inc.	2014-0422-PST-E	*MULTIPLE	9/22/2014	\$1,044	\$208	\$836	\$0
PST	48432	Valliani Enterprises, Inc.	2014-0404-PST-E	HARRIS	9/22/2014	\$7,156	\$1,431	\$5,725	\$0
PST	48273	NIZAMI, LLC	2014-0247-PST-E	JEFFERSON	9/22/2014	\$4,097	\$819	\$3,278	\$0
PST	48531	MISHAL GROCERIES INC. *	2014-0516-PST-E	WILLIAMSON	9/22/2014	\$3,567	\$713	\$2,854	\$0
PST	46695	Elegant Consolidated Group LLC	2013-0792-PST-E	HENDERSON	9/28/2014	\$3,251	\$0	\$3,251	\$0
PST	47366	Tsigereda Mengesha	2013-1475-PST-E	DALLAS	9/28/2014	\$3,532	\$0	\$3,532	\$0
PST	47096	IN AND OUT SPEEDWAY, LLC	2013-1188-PST-E	DENTON	9/28/2014	\$3,825	\$0	\$3,825	\$0
PST	47505	Alishba Corporation	2013-1604-PST-E	BEXAR	9/28/2014	\$5,005	\$0	\$5,005	\$0

Date Range Selected : 09/01/2014 - 08/31/2015

PGM	Case No.	Respondent Name	Docket#	County	Order Date	Penalty Assessed	Penalty Deferred	Payable Amount	SEP Offset
PST	46794	CARDINAL TOWING COMPANY, INC.	2013-0882-PST-E	TARRANT	9/28/2014	\$3,891	\$0	\$3,891	\$0
PST	47637	Abraham Sons Inc	2013-1784-PST-E	BEXAR	9/28/2014	\$5,943	\$0	\$5,943	\$0
PST	47815	MAS EXPRESS L.L.C.	2013-1979-PST-E	GALVESTON	9/28/2014	\$4,538	\$0	\$4,538	\$0
PST	46680	Touchdown Trading, Inc.	2013-0769-PST-E	JEFFERSON	9/28/2014	\$4,629	\$0	\$4,629	\$0
PST	47478	King Fuels, Inc.	2013-1577-PST-E	FORT BEND	9/28/2014	\$7,500	\$0	\$7,500	\$0
PST	47088	Bhima Corporation	2013-1347-PST-E	HARRIS	9/28/2014	\$3,563	\$0	\$3,563	\$0
PST	47847	Canyon State Oil Company, Inc.	2013-1955-PST-E	EL PASO	9/28/2014	\$2,355	\$0	\$2,355	\$0
PST	47415	Benton Rainey, Inc.	2013-1556-PST-E	LAMAR	9/28/2014	\$3,375	\$0	\$3,375	\$0
PST	45404	Brushy Landing, LLC	2012-2263-PST-E	MARION	10/2/2014	\$2,813	\$0	\$2,813	\$0
PST	46073	River Mart, Inc.	2013-0189-PST-E	HIDALGO	10/5/2014	\$16,975	\$3,395	\$13,580	\$0
PST	46986	Blue Streak Transportation, Inc.	2013-1077-PST-E	MIDLAND	10/5/2014	\$26,350	\$0	\$26,350	\$0
PST	48540	KUM ENTERPRISES INC	2014-0529-PST-E	TARRANT	10/6/2014	\$3,126	\$625	\$2,501	\$0
PST	48617	Texas Kohinoor Investments, LLC *	2014-0616-PST-E	BURLESON	10/6/2014	\$2,438	\$487	\$1,951	\$0
PST	48680	Clark Mart Corporation	2014-0679-PST-E	DALLAS	10/6/2014	\$2,568	\$513	\$2,055	\$0
PST	48795	Hill Country Mini Mart, LP	2014-0797-PST-E	KERR	10/6/2014	\$3,375	\$675	\$2,700	\$0
PST	48625	Mike Carlson Motor Co. *	2014-0626-PST-E	TARRANT	10/6/2014	\$4,732	\$946	\$3,786	\$0
PST	48698	Duncanville Independent School District	2014-0703-PST-E	DALLAS	10/6/2014	\$3,375	\$675	\$2,700	\$0
PST	48558	Redi-Mix, LLC	2014-0543-PST-E	DALLAS	10/6/2014	\$5,819	\$1,163	\$2,328	\$2,328
PST	48730	INAARA Investments, Inc.	2014-0710-PST-E	JEFFERSON	10/6/2014	\$1,551	\$310	\$1,241	\$0
PST	48536	Joe's & Cho, Inc.	2014-0568-PST-E	TARRANT	10/6/2014	\$1,562	\$312	\$1,250	\$0
PST	46439	Central Foods, Inc.	2013-0521-PST-E	BEXAR	10/6/2014	\$3,882	\$776	\$3,106	\$0
PST	48704	BURTON GROCERS, INC.	2014-0735-PST-E	TRAVIS	10/6/2014	\$2,438	\$487	\$1,951	\$0
PST	48409	RAI INVESTMENTS INC	2014-0390-PST-E	DALLAS	10/6/2014	\$4,094	\$818	\$3,276	\$0
PST	48145	PALAI, LLC	2014-0090-PST-E	HARRIS	10/17/2014	\$8,712	\$1,742	\$6,970	\$0
PST	48532	N & D Mekhail Enterprises, Inc.	2014-0515-PST-E	HARRIS	10/18/2014	\$3,813	\$762	\$3,051	\$0
PST	48742	Valor Telecommunications of Texas, LLC	2014-0751-PST-E	HALL	10/18/2014	\$3,516	\$703	\$2,813	\$0
PST	48838	NEUTZE, MIKE	2014-0838-PST-E	KERR	10/18/2014	\$3,375	\$675	\$2,700	\$0
PST	48827	QUACH, NHU KIM	2014-0831-PST-E	BRAZOS	10/18/2014	\$3,375	\$675	\$2,700	\$0
PST	48725	Cross Roads Corner Store, Limited Liability Company	2014-0717-PST-E	WASHINGTON	10/18/2014	\$3,000	\$600	\$2,400	\$0
PST	48719	C-STORE TRANDS INC	2014-0719-PST-E	HARDIN	10/18/2014	\$1,913	\$382	\$1,531	\$0
PST	48758	UGROR ENTERPRISES, INC.	2014-0765-PST-E	JEFFERSON	10/18/2014	\$1,362	\$272	\$1,090	\$0
PST	48592	Samkwang USA, Inc.	2014-0586-PST-E	HARRIS	10/18/2014	\$3,036	\$607	\$2,429	\$0
PST	48066	Overseas Enterprises USA, Inc.	2013-2227-PST-E	JEFFERSON	10/18/2014	\$2,625	\$525	\$2,100	\$0
PST	47073	Dhanani Retail, Inc.	2013-1174-PST-E	HARRIS	10/18/2014	\$3,075	\$615	\$2,460	\$0
PST	48063	711 Main Street Ventures, LLC	2013-2220-PST-E	MAVERICK	10/18/2014	\$6,750	\$1,350	\$5,400	\$0
PST	49069	Lumbini Enterprise LLC	2014-0787-PST-E	WILLIAMSON	10/18/2014	\$6,011	\$1,202	\$4,809	\$0
PST	48212	City of Dallas	2014-0170-PST-E	DALLAS	10/18/2014	\$5,625	\$1,125	\$4,500	\$0
PST	49102	Terry Memorial Hospital District	2014-1136-PST-E	TERRY	10/18/2014	\$875	\$0	\$875	\$0

Date Range Selected : 09/01/2014 - 08/31/2015

PGM	Case No.	Respondent Name	Docket#	County	Order Date	Penalty Assessed	Penalty Deferred	Payable Amount	SEP Offset
PST	48627	IBA BUSINESS LLC	2014-0628-PST-E	SAN PATRICIO	10/18/2014	\$2,566	\$513	\$2,053	\$0
PST	48554	Leander Grocery, Inc.	2014-0544-PST-E	WILLIAMSON	10/18/2014	\$3,375	\$675	\$2,700	\$0
PST	48720	GANDY, JESSICA N	2014-0720-PST-E	ANDERSON	10/18/2014	\$3,750	\$750	\$3,000	\$0
PST	48593	QAWI AND QUDDUS, INC.	2014-0585-PST-E	WILLIAMSON	10/18/2014	\$6,750	\$1,350	\$5,400	\$0
PST	48716	TX MALAC GROUP, INC.	2014-0725-PST-E	TARRANT	10/18/2014	\$5,625	\$1,125	\$4,500	\$0
PST	47690	Hays City Corporation	2013-1792-PST-E	TRAVIS	10/18/2014	\$3,857	\$771	\$3,086	\$0
PST	46593	Myra Anum Enterprises Inc	2013-0688-PST-E	WOOD	10/22/2014	\$8,879	\$0	\$8,879	\$0
PST	47450	WILEY, KENNETH D	2013-1550-PST-E	DAWSON	10/25/2014	\$3,750	\$0	\$3,750	\$0
PST	46818	HIGGS, LELDON B	2013-1043-PST-E	WALLER	10/25/2014	\$14,153	\$0	\$14,153	\$0
PST	47814	Loyola Groceries Inc.	2013-1980-PST-E	TRAVIS	10/25/2014	\$7,067	\$0	\$7,067	\$0
PST	47942	PANJGRAYIAN INC.	2013-2080-PST-E	LIBERTY	10/25/2014	\$53,359	\$0	\$53,359	\$0
PST	48321	ASHISH AND ANNA INC	2014-0278-PST-E	JEFFERSON	10/25/2014	\$4,142	\$0	\$4,142	\$0
PST	47327	HNQ, Inc.	2013-1447-PST-E	TRAVIS	10/25/2014	\$10,630	\$0	\$10,630	\$0
PST	47416	FARHAN INTERNATIONAL, LLC	2013-1581-PST-E	JEFFERSON	10/25/2014	\$3,750	\$0	\$3,750	\$0
PST	45133	US Department of Justice	2012-2012-PST-E	DALLAS	10/25/2014	\$5,625	\$0	\$5,625	\$0
PST	47862	Mission Petroleum Carriers, Inc.	2013-1984-PST-E	CAMERON	10/27/2014	\$13,859	\$0	\$13,859	\$0
PST	48434	Saheli Food Inc.	2014-0421-PST-E	POLK	10/27/2014	\$31,582	\$6,316	\$25,266	\$0
PST	48294	ASHOO & KAYAAN INVESTMENT LLC	2014-0261-PST-E	ORANGE	10/31/2014	\$4,926	\$985	\$3,941	\$0
PST	48596	Quality Retailer, INC.	2014-0604-PST-E	HARRIS	10/31/2014	\$4,125	\$825	\$3,300	\$0
PST	46651	HUNZA (U.S.A.), INC.	2013-0748-PST-E	HENDERSON	10/31/2014	\$3,505	\$701	\$2,804	\$0
PST	48676	Richard E. Meaders, Inc.	2014-0702-PST-E	BAYLOR	10/31/2014	\$5,818	\$1,163	\$4,655	\$0
PST	48068	Riviera Club Inc.	2013-2219-PST-E	HARRIS	11/6/2014	\$3,937	\$0	\$3,937	\$0
PST	48741	JYKM Union, Inc.	2014-0773-PST-E	WILLIAMSON	11/16/2014	\$3,979	\$795	\$3,184	\$0
PST	48785	BKS ENT., INC.	2014-0793-PST-E	BURLESON	11/16/2014	\$3,375	\$675	\$2,700	\$0
PST	47208	Quick Pay Enterprises, Inc.	2013-1319-PST-E	BEXAR	11/16/2014	\$15,000	\$0	\$15,000	\$0
PST	48808	Ali Sana LLC *	2014-0811-PST-E	NUECES	11/16/2014	\$2,813	\$562	\$2,251	\$0
PST	48908	FOSTER, DOYLE W	2014-0938-PST-E	WILLIAMSON	11/16/2014	\$7,255	\$1,451	\$5,804	\$0
PST	48739	Alina Enterprises, Inc.	2014-0777-PST-E	HARRIS	11/16/2014	\$3,011	\$602	\$2,409	\$0
PST	48016	Mares Group L.L.C.	2013-2170-PST-E	VAL VERDE	11/23/2014	\$6,750	\$0	\$6,750	\$0
PST	47629	JDN Mobile Inc	2013-1727-PST-E	TRAVIS	11/23/2014	\$3,375	\$0	\$3,375	\$0
PST	48329	Maynard J. Haddad and Kenneth J. Haddad	2014-0334-PST-E	EL PASO	11/23/2014	\$4,103	\$0	\$4,103	\$0
PST	47234	BIG DADDY MART, LLC	2013-1339-PST-E	HARRIS	11/23/2014	\$3,649	\$0	\$3,649	\$0
PST	47516	P. LURA LLC	2013-1760-PST-E	TARRANT	11/23/2014	\$3,375	\$0	\$3,375	\$0
PST	48793	NASHIA INVESTMENTS, INC.	2014-0795-PST-E	NUECES	12/6/2014	\$2,438	\$487	\$1,951	\$0
PST	48918	V A K ENTERPRISES, INC.	2014-0917-PST-E	GALVESTON	12/6/2014	\$1,736	\$347	\$1,389	\$0
PST	46052	ITASCA EXPRESS MART, INC.	2013-0153-PST-E	HILL	12/6/2014	\$5,005	\$1,001	\$4,004	\$0
PST	45779	KRMN GROUP LLC	2013-0009-PST-E	DALLAS	12/7/2014	\$20,899	\$0	\$20,899	\$0
PST	47061	Proton PRC, LTD. dba Oasis Car Wash	2013-1146-PST-E	GRAYSON	12/7/2014	\$14,883	\$0	\$14,883	\$0

Date Range Selected : 09/01/2014 - 08/31/2015

PGM	Case No.	Respondent Name	Docket#	County	Order Date	Penalty Assessed	Penalty Deferred	Payable Amount	SEP Offset
PST	47177	MATAR, MAHA	2013-1276-PST-E	HARRIS	12/7/2014	\$9,500	\$0	\$9,500	\$0
PST	47972	COUNTRY SIDE INC	2013-2115-PST-E	LAMAR	12/7/2014	\$8,900	\$1,780	\$7,120	\$0
PST	47363	CHCA Mainland, L.P.	2013-1466-PST-E	GALVESTON	12/7/2014	\$12,115	\$2,423	\$9,692	\$0
PST	43631	HUYNH, TUONG CONG	2012-0507-PST-E	HARRIS	12/19/2014	\$16,212	\$0	\$16,212	\$0
PST	46475	Chau Management, Inc.	2013-0568-PST-E	CALHOUN	12/19/2014	\$12,937	\$2,587	\$10,350	\$0
PST	48189	BHAKTA, HASMUKH D	2014-0143-PST-E	HUDSPETH	12/19/2014	\$8,100	\$4,500	\$3,600	\$0
PST	47356	Jai Ambica Corporation	2013-1479-PST-E	DALLAS	12/19/2014	\$16,607	\$0	\$16,607	\$0
PST	48775	Shalimar Enterprise Inc	2014-0871-PST-E	JEFFERSON	12/20/2014	\$1,612	\$322	\$1,290	\$0
PST	48710	U & Z Incorporated	2014-0726-PST-E	DALLAS	12/20/2014	\$2,567	\$513	\$2,054	\$0
PST	48917	PATEL, BINAL	2014-0988-PST-E	LEE	12/20/2014	\$5,954	\$1,190	\$4,764	\$0
PST	48963	Hawk's Pantry, Inc.	2014-0975-PST-E	TARRANT	12/20/2014	\$2,717	\$543	\$2,174	\$0
PST	48872	Kwik Pantry *	2014-0872-PST-E	WILLIAMSON	12/20/2014	\$3,375	\$675	\$2,700	\$0
PST	49085	Star Fuels, Inc.	2014-1100-PST-E	JEFFERSON	12/20/2014	\$2,813	\$562	\$2,251	\$0
PST	49110	BJAYS INC.	2014-1132-PST-E	DALLAS	12/20/2014	\$1,719	\$343	\$1,376	\$0
PST	48973	Harisith, Inc.	2014-0986-PST-E	SAN PATRICIO	12/20/2014	\$4,630	\$926	\$3,704	\$0
PST	49112	Racetrac Petroleum, Inc.	2014-1144-PST-E	COLLIN	12/20/2014	\$3,347	\$669	\$2,678	\$0
PST	48777	Landmark Industries Energy, LLC	2014-0841-PST-E	HARRIS	12/20/2014	\$4,875	\$975	\$3,900	\$0
PST	45682	Hafsa Corporation	2012-2532-PST-E	MORRIS	12/27/2014	\$10,629	\$0	\$10,629	\$0
PST	47542	DAKOTA A1, LLC	2013-1637-PST-E	VAN ZANDT	1/11/2015	\$4,500	\$0	\$4,500	\$0
PST	43729	Mykawa Enterprise, Inc.	2012-0550-PST-E	HARRIS	1/11/2015	\$5,100	\$0	\$5,100	\$0
PST	47443	Quickways Inc	2013-1554-PST-E	TARRANT	1/11/2015	\$5,437	\$0	\$5,437	\$0
PST	49033	SHAHTAJ ENTERPRISES INC. *	2014-1052-PST-E	NUECES	1/12/2015	\$2,438	\$487	\$1,951	\$0
PST	48870	Cameron Road Enterprises, Inc.	2014-0880-PST-E	TRAVIS	1/12/2015	\$2,438	\$487	\$1,951	\$0
PST	49070	DISCOUNT CIGARETTE AND BEER INC *	2014-1107-PST-E	WICHITA	1/12/2015	\$6,504	\$1,300	\$5,204	\$0
PST	49154	Clarksville Oil & Gas Co., Ltd.	2014-1174-PST-E	RED RIVER	1/12/2015	\$1,225	\$245	\$980	\$0
PST	49201	SHARDA CONVENIENCE STORE, INC. *	2014-1235-PST-E	ARANSAS	1/12/2015	\$4,500	\$900	\$3,600	\$0
PST	48737	BIG 5 MANAGEMENT CO., LLC	2014-0746-PST-E	WASHINGTON	1/12/2015	\$4,231	\$846	\$3,385	\$0
PST	48923	HEB Grocery Company, LP	2014-0935-PST-E	SAN PATRICIO	1/12/2015	\$7,500	\$1,500	\$6,000	\$0
PST	49362	RUDOLPHS, INC.	2014-1386-PST-E	LAVACA	1/12/2015	\$1,100	\$220	\$880	\$0
PST	49053	Navasota ISD *	2014-1075-PST-E	GRIMES	1/12/2015	\$3,563	\$712	\$2,851	\$0
PST	47889	HH FOOD MART LLC	2013-2069-PST-E	HARRIS	1/25/2015	\$3,968	\$793	\$3,175	\$0
PST	49048	ARSHIA C-STORE, INC. *	2014-1077-PST-E	BRAZOS	1/25/2015	\$4,375	\$875	\$3,500	\$0
PST	48976	R & R Suleiman LLC	2014-0991-PST-E	DALLAS	1/25/2015	\$5,626	\$1,125	\$4,501	\$0
PST	49227	Evergreen Alliance Golf Limited, L.P.	2014-1292-PST-E	LUBBOCK	1/25/2015	\$5,813	\$1,162	\$4,651	\$0
PST	49027	DELGADO, JASON	2014-1039-PST-E	KERR	1/25/2015	\$3,000	\$600	\$2,400	\$0
PST	48900	FARISHTA INVESTMENT, INC.	2014-0900-PST-E	NUECES	1/25/2015	\$5,438	\$1,087	\$4,351	\$0
PST	49166	Brenham Independent School District	2014-1192-PST-E	WASHINGTON	1/25/2015	\$2,438	\$487	\$1,951	\$0
PST	48781	S & K Khairani Corporation	2014-0790-PST-E	HARRIS	2/6/2015	\$9,752	\$1,950	\$7,802	\$0

## Singles Programs

## Appendix 11: List of Administrative Orders Issued - FY 2015

Date Range Selected : 09/01/2014 - 08/31/2015

PGM	Case No.	Respondent Name	Docket#	County	Order Date	Penalty Assessed	Penalty Deferred	Payable Amount	SEP Offset
PST	48817	Athens Twin Ventures, Inc.	2014-0820-PST-E	HENDERSON	2/6/2015	\$8,250	\$1,650	\$6,600	\$0
PST	48677	OVERALL, NANCY	2014-0681-PST-E	MONTGOMERY	2/6/2015	\$29,355	\$5,871	\$23,484	\$0
PST	48566	Frontier Tank Lines, Inc.	2014-0556-PST-E	COLLIN	2/6/2015	\$7,984	\$1,596	\$6,388	\$0
PST	48636	TAYLOR DISTRIBUTING COMPANY, INC.	2014-0636-PST-E	TARRANT	2/6/2015	\$10,109	\$2,021	\$4,044	\$4,044
PST	49148	OLVERA, HORACIO	2014-1273-PST-E	ANDERSON	2/12/2015	\$1,675	\$335	\$1,340	\$0
PST	49182	Texas Renaissance Festivals, Inc.	2014-1214-PST-E	GRIMES	2/12/2015	\$3,563	\$712	\$2,851	\$0
PST	49109	Edward Keller *	2014-1150-PST-E	KERR	2/12/2015	\$3,375	\$675	\$2,700	\$0
PST	49115	VASQUEZ, NALLELY	2014-1147-PST-E	ANDERSON	2/12/2015	\$2,438	\$487	\$1,951	\$0
PST	49330	SUPERIOR LUBRICANTS TRANSPORT, INC.	2014-1353-PST-E	TARRANT	2/12/2015	\$2,856	\$571	\$2,285	\$0
PST	48684	LEE, ANNA	2014-0690-PST-E	HOUSTON	2/12/2015	\$3,937	\$2,737	\$1,200	\$0
PST	49254	LJ & KS CORPORATION	2014-1272-PST-E	BRAZOS	2/12/2015	\$3,375	\$675	\$2,700	\$0
PST	49332	Smith & Coffman, Ltd.	2014-1345-PST-E	ROBERTSON	2/12/2015	\$3,375	\$675	\$2,700	\$0
PST	49226	Texas Department of Transportation	2014-1225-PST-E	WILLIAMSON	2/12/2015	\$3,750	\$750	\$0	\$3,000
PST	49334	Tandem Petroleum Marketers, Inc.	2014-1355-PST-E	UVALDE	2/12/2015	\$6,750	\$1,350	\$5,400	\$0
PST	49058	PRICEWISE LLC	2014-1078-PST-E	JEFFERSON	2/12/2015	\$5,282	\$1,056	\$4,226	\$0
PST	48756	Felder's Wholesale, Inc.	2014-0761-PST-E	WASHINGTON	2/12/2015	\$2,350	\$470	\$1,880	\$0
PST	49155	Nueces County	2014-1187-PST-E	NUECES	2/12/2015	\$5,000	\$1,000	\$4,000	\$0
PST	49331	S.A.A.B. MUGHAL LLC	2014-1344-PST-E	GREGG	2/12/2015	\$5,005	\$1,001	\$4,004	\$0
PST	48999	T.S. 71, LTD.	2014-0999-PST-E	TRAVIS	2/12/2015	\$4,999	\$999	\$4,000	\$0
PST	49360	Coastal Transport Co., Inc.	2014-1400-PST-E	TARRANT	2/12/2015	\$1,231	\$246	\$985	\$0
PST	48746	Chittagong Corporation *	2014-0754-PST-E	GRIMES	2/13/2015	\$8,063	\$1,612	\$6,451	\$0
PST	48778	IHU Inc.	2014-0780-PST-E	HARRIS	2/13/2015	\$9,563	\$1,912	\$7,651	\$0
PST	49199	KARIM, MOHAMMED F *	2014-1230-PST-E	WASHINGTON	2/13/2015	\$8,250	\$1,650	\$6,600	\$0
PST	46639	WEBER, PAT	2013-0726-PST-E	MASON	2/20/2015	\$5,725	\$0	\$5,725	\$0
PST	48685	C & S Petroleum, Inc.	2014-0695-PST-E	TARRANT	2/20/2015	\$5,813	\$0	\$5,813	\$0
PST	48402	N & H Enterprises and Son, Inc.	2014-0367-PST-E	JEFFERSON	2/20/2015	\$7,347	\$3,747	\$3,600	\$0
PST	47199	MOHAMMED, BABER *	2013-1332-PST-E	HARRIS	2/20/2015	\$1,660	\$0	\$1,660	\$0
PST	47968	ALIHEMATI, JOHN	2013-2112-PST-E	EL PASO	2/23/2015	\$6,862	\$1,372	\$5,490	\$0
PST	49433	Duncan Thompson Petroleum, Inc.	2014-1462-PST-E	CASS	2/23/2015	\$2,210	\$442	\$1,768	\$0
PST	49514	QW Transport, LLC	2014-1573-PST-E	DALLAS	2/23/2015	\$2,450	\$490	\$1,960	\$0
PST	49373	Bowie County Distributing Company, Inc.	2014-1407-PST-E	BOWIE	2/23/2015	\$2,105	\$421	\$1,684	\$0
PST	48798	Rip Griffin Truck Service Center, Inc	2014-0828-PST-E	LUBBOCK	2/23/2015	\$6,670	\$1,334	\$5,336	\$0
PST	47744	St. Davids Medical Center	2013-1844-PST-E	TRAVIS	2/23/2015	\$3,563	\$712	\$2,851	\$0
PST	48545	BELL, CHARLES F	2014-0545-PST-E	BASTROP	2/26/2015	\$15,750	\$0	\$15,750	\$0
PST	45642	CROCKETT ENTERPRISES INC	2014-0172-PST-E	HOUSTON	2/26/2015	\$10,604	\$0	\$10,604	\$0
PST	47509	AAA GOLDEN INC	2013-1641-PST-E	TRAVIS	2/26/2015	\$4,537	\$0	\$4,537	\$0
PST	42823	CRYSTAL INTERNATIONAL, INC.	2013-2166-PST-E	DALLAS	2/26/2015	\$91,128	\$0	\$91,128	\$0
PST	48985	Texas Department of Transportation	2014-0996-PST-E	LEE	3/12/2015	\$2,813	\$562	\$0	\$2,251

Date Range Selected : 09/01/2014 - 08/31/2015

PGM	Case No.	Respondent Name	Docket#	County	Order Date	Penalty Assessed	Penalty Deferred	Payable Amount	SEP Offset
PST	49307	AT&T Corp.	2014-1326-PST-E	BRAZOS	3/12/2015	\$3,375	\$675	\$2,700	\$0
PST	49302	Taft ISD	2014-1343-PST-E	SAN PATRICIO	3/12/2015	\$2,438	\$487	\$1,951	\$0
PST	49385	ROUND TOP MERCANTILE II, LLC	2014-1413-PST-E	FAYETTE	3/12/2015	\$3,375	\$675	\$2,700	\$0
PST	49207	Westex Capital, LTD.	2014-1231-PST-E	UVALDE	3/12/2015	\$4,348	\$869	\$3,479	\$0
PST	49171	A & H Food Mart, Inc.	2014-1193-PST-E	BRAZOS	3/12/2015	\$3,375	\$675	\$2,700	\$0
PST	49303	Mickan Motor Company, Inc.	2014-1342-PST-E	WILLIAMSON	3/12/2015	\$3,375	\$675	\$2,700	\$0
PST	49335	RODRIGUEZ, GEORGE *	2014-1385-PST-E	UVALDE	3/12/2015	\$3,000	\$600	\$2,400	\$0
PST	49094	Comfort Retail, Inc.	2014-1123-PST-E	KENDALL	3/12/2015	\$2,568	\$513	\$2,055	\$0
PST	49195	BARKAAT INVESTMENTS INC	2014-1293-PST-E	GRIMES	3/12/2015	\$4,063	\$812	\$3,251	\$0
PST	49196	AMYAS INC	2014-1247-PST-E	GREGG	3/12/2015	\$3,504	\$700	\$2,804	\$0
PST	49297	Y J K Inc.	2014-1319-PST-E	WILLIAMSON	3/12/2015	\$4,500	\$900	\$3,600	\$0
PST	49265	Buccaneer Food Stores Inc.	2014-1286-PST-E	WASHINGTON	3/12/2015	\$7,125	\$1,425	\$5,700	\$0
PST	49266	GTE Southwest Incorporated	2014-1287-PST-E	BRAZOS	3/12/2015	\$3,375	\$675	\$2,700	\$0
PST	49505	STEWART, JUDY *	2014-1542-PST-E	HALL	3/12/2015	\$3,375	\$675	\$2,700	\$0
PST	49197	MOHSIN INC.	2014-1238-PST-E	JIM WELLS	3/12/2015	\$2,943	\$588	\$2,355	\$0
PST	49059	Angleton Food Mart, LLC	2014-1130-PST-E	BRAZORIA	3/12/2015	\$4,500	\$900	\$3,600	\$0
PST	48921	Monroe Center, Inc.	2014-0922-PST-E	HARRIS	3/12/2015	\$1,730	\$346	\$1,384	\$0
PST	49086	GRK FOOD MART LLC	2014-1099-PST-E	GILLESPIE	3/12/2015	\$3,876	\$775	\$3,101	\$0
PST	49259	Brianna's Stop & Shop, LLC	2014-1284-PST-E	GREGG	3/12/2015	\$5,979	\$1,195	\$4,784	\$0
PST	48292	L & F DISTRIBUTORS, LLC	2014-0245-PST-E	EL PASO	3/13/2015	\$16,726	\$3,345	\$13,381	\$0
PST	49719	Paradise Corporation	2014-1769-PST-E	HARRIS	3/15/2015	\$3,450	\$690	\$2,760	\$0
PST	49417	MARSH DISTRIBUTING COMPANY	2014-1453-PST-E	HARRIS	3/15/2015	\$2,918	\$583	\$2,335	\$0
PST	49608	AG PRODUCERS CO-OP	2014-1650-PST-E	DALLAM	3/15/2015	\$4,000	\$800	\$3,200	\$0
PST	49414	AMERICAN ENERGY TRANSPORT LLC	2014-1457-PST-E	DALLAS	3/15/2015	\$1,231	\$246	\$985	\$0
PST	47550	Lawbella Gasoline, Inc.	2013-1644-PST-E	WISE	4/2/2015	\$13,500	\$0	\$13,500	\$0
PST	48800	Dauva, LLC	2014-0799-PST-E	HARRIS	4/2/2015	\$12,875	\$0	\$12,875	\$0
PST	48882	YAS STAR, INC.	2014-0887-PST-E	WASHINGTON	4/2/2015	\$3,750	\$0	\$3,750	\$0
PST	46880	Paradise Management, Inc.	2013-0972-PST-E	BEXAR	4/2/2015	\$10,959	\$0	\$10,959	\$0
PST	49576	918 Reality Company, Inc.	2014-1620-PST-E	HARRIS	4/4/2015	\$3,375	\$675	\$2,700	\$0
PST	48697	H.K.R.G., INC.	2014-0714-PST-E	WILLIAMSON	4/4/2015	\$7,253	\$1,450	\$5,803	\$0
PST	46404	Beaumont ISD	2013-0489-PST-E	JEFFERSON	4/4/2015	\$2,813	\$562	\$2,251	\$0
PST	49561	100th Meridian Stop LLC	2014-1615-PST-E	WHEELER	4/4/2015	\$4,500	\$900	\$3,600	\$0
PST	49601	OAKRIDGE & OAKRIDGE GROUP LLC	2014-1643-PST-E	GRAY	4/4/2015	\$3,375	\$675	\$2,700	\$0
PST	49597	Friendly Mart LLC	2014-1642-PST-E	HARRIS	4/4/2015	\$3,825	\$765	\$3,060	\$0
PST	49649	New Southwest America Enterprise Inc	2014-1704-PST-E	TARRANT	4/4/2015	\$3,251	\$650	\$2,601	\$0
PST	49589	Shreedevi AA Corporation	2014-1631-PST-E	WICHITA	4/4/2015	\$3,375	\$675	\$2,700	\$0
PST	49539	Market Truck Stop INC. *	2014-1577-PST-E	HARRIS	4/4/2015	\$4,200	\$840	\$3,360	\$0
PST	49516	357 Street Properties, L.P.	2014-1554-PST-E	LUBBOCK	4/4/2015	\$2,544	\$508	\$2,036	\$0

## Singles Programs

## Appendix 11: List of Administrative Orders Issued - FY 2015

Date Range Selected : 09/01/2014 - 08/31/2015

PGM	Case No.	Respondent Name	Docket#	County	Order Date	Penalty Assessed	Penalty Deferred	Payable Amount	SEP Offset
PST	49517	ICR Energy LLC	2014-1555-PST-E	BEXAR	4/4/2015	\$2,832	\$566	\$2,266	\$0
PST	49684	Cinco J., Inc.	2014-1739-PST-E	GONZALES	4/4/2015	\$4,817	\$963	\$3,854	\$0
PST	49590	TUNU & YUNU CORPORATION	2014-1633-PST-E	DALLAS	4/4/2015	\$4,687	\$937	\$3,750	\$0
PST	49707	United Petroleum Transports, Inc.	2014-1760-PST-E	BEXAR	4/4/2015	\$1,038	\$207	\$831	\$0
PST	49696	Andrews Transport, LP	2014-1749-PST-E	TARRANT	4/4/2015	\$1,288	\$257	\$1,031	\$0
PST	49258	BLACKHAWK INTERESTS, LLC	2014-1281-PST-E	HARDIN	4/4/2015	\$4,875	\$975	\$3,900	\$0
PST	49510	GHANI, NORA	2014-1567-PST-E	HARRIS	4/4/2015	\$6,250	\$1,250	\$5,000	\$0
PST	49480	KRISHNA BSG INC	2014-1516-PST-E	DALLAS	4/4/2015	\$4,125	\$825	\$3,300	\$0
PST	49494	S&P TEXAN, INC	2014-1525-PST-E	STEPHENS	4/4/2015	\$3,375	\$675	\$2,700	\$0
PST	49569	Johnny Holton *	2014-1611-PST-E	COLLINGSWORTH	4/4/2015	\$6,750	\$1,350	\$5,400	\$0
PST	49358	Gemini Motor Transport, L.P.	2014-1372-PST-E	SAN PATRICIO	4/4/2015	\$5,106	\$1,021	\$4,085	\$0
PST	49159	A N A ENTERPRISES INC	2014-1184-PST-E	BEXAR	4/4/2015	\$3,130	\$626	\$2,504	\$0
PST	48990	HS Business Inc.	2014-1004-PST-E	HARRIS	4/9/2015	\$11,438	\$2,287	\$9,151	\$0
PST	49127	Felder's Wholesale, Inc.	2014-1198-PST-E	WASHINGTON	4/9/2015	\$9,375	\$1,875	\$7,500	\$0
PST	49200	NILU ENTERPRISES, INC	2014-1226-PST-E	ZAVALA	4/9/2015	\$8,750	\$1,750	\$7,000	\$0
PST	47494	ASLAM, MUHAMMAD *	2013-1607-PST-E	TRAVIS	4/10/2015	\$4,500	\$0	\$4,500	\$0
PST	48936	Homegrown Energy - McBryde, L.P.	2014-0950-PST-E	KERR	4/10/2015	\$5,005	\$0	\$5,005	\$0
PST	48799	CARDENAS, MICHAEL T *	2014-0800-PST-E	HARRIS	4/10/2015	\$5,250	\$0	\$5,250	\$0
PST	47798	E&W Investments L.L.C.	2013-1900-PST-E	HARRIS	4/10/2015	\$4,536	\$0	\$4,536	\$0
PST	47797	Digan Patel	2013-1901-PST-E	GALVESTON	4/10/2015	\$3,450	\$0	\$3,450	\$0
PST	46509	GOLDEN 07 ENTERPRISES, INC.	2013-0593-PST-E	HARRIS	4/10/2015	\$1,063	\$0	\$1,063	\$0
PST	49636	The University of Texas Southwestern Medical Center	2014-1680-PST-E	DALLAS	4/23/2015	\$3,000	\$600	\$2,400	\$0
PST	49299	City of College Station	2014-1320-PST-E	BRAZOS	4/23/2015	\$2,813	\$562	\$2,251	\$0
PST	49633	Fikes Wholesale, Inc.	2014-1692-PST-E	GRAY	4/23/2015	\$2,813	\$562	\$2,251	\$0
PST	49329	Texas Department of Transportation	2014-1354-PST-E	*MULTIPLE	4/23/2015	\$7,500	\$1,500	\$0	\$6,000
PST	49592	PAMPA REGIONAL MEDICAL CENTER	2014-1635-PST-E	GRAY	4/23/2015	\$3,375	\$675	\$2,700	\$0
PST	49822	Sadiqa Trading Corporation	2014-1868-PST-E	WICHITA	4/23/2015	\$2,438	\$487	\$1,951	\$0
PST	49762	Maxey Energy Company	2014-1803-PST-E	VAL VERDE	4/23/2015	\$2,438	\$487	\$1,951	\$0
PST	49682	BUC, INC.	2014-1818-PST-E	STEPHENS	4/23/2015	\$6,750	\$1,350	\$5,400	\$0
PST	49813	Vintage Washes, Ltd.	2014-1856-PST-E	DALLAS	4/23/2015	\$3,375	\$675	\$2,700	\$0
PST	49647	DALLAM-HARTLEY COUNTIES HOSPITAL DISTRICT	2014-1712-PST-E	HARTLEY	4/23/2015	\$4,500	\$900	\$3,600	\$0
PST	49777	SUNNY'S RED BLUFF, INC.	2014-1815-PST-E	HARRIS	4/23/2015	\$4,500	\$900	\$3,600	\$0
PST	50061	BRE-LENE LOGISTICS LLC	2015-0227-PST-E	LUBBOCK	4/23/2015	\$1,750	\$0	\$1,750	\$0
PST	49106	Petroleum Products, Inc.	2014-1138-PST-E	LIMESTONE	4/27/2015	\$14,101	\$2,820	\$11,281	\$0
PST	49100	Momo Holding Company, Inc.	2014-1134-PST-E	EL PASO	4/27/2015	\$28,011	\$5,602	\$22,409	\$0
PST	47800	SKJ EMPIRE INVESTMENTS, LLC	2013-1975-PST-E	HIDALGO	4/27/2015	\$38,832	\$0	\$38,832	\$0
PST	48887	Texas Department of Transportation	2014-0919-PST-E	*MULTIPLE	4/27/2015	\$8,625	\$1,725	\$0	\$6,900
PST	48809	New MZ Enterprises Inc.	2014-0812-PST-E	WALLER	4/27/2015	\$13,230	\$2,646	\$10,584	\$0

## Singles Programs

## Appendix 11: List of Administrative Orders Issued - FY 2015

Date Range Selected : 09/01/2014 - 08/31/2015

PGM	Case No.	Respondent Name	Docket#	County	Order Date	Penalty Assessed	Penalty Deferred	Payable Amount	SEP Offset
PST	49132	MAKNOJIA, MURAD	2014-1190-PST-E	BRAZOS	4/27/2015	\$24,100	\$4,820	\$19,280	\$0
PST	47840	ZAAR BUSINESS INVESTMENTS INC	2013-1948-PST-E	RAINS	4/29/2015	\$15,479	\$0	\$15,479	\$0
PST	48864	Harjeet Food Mart LLC	2014-0855-PST-E	WASHINGTON	4/29/2015	\$9,879	\$0	\$9,879	\$0
PST	49545	Hafiz & Emal LLC	2014-1587-PST-E	DALLAS	5/7/2015	\$9,118	\$1,823	\$7,295	\$0
PST	49693	Odessa College	2014-1742-PST-E	ECTOR	5/7/2015	\$3,375	\$675	\$2,700	\$0
PST	49735	Knapp Chevrolet, Inc.	2014-1782-PST-E	HARRIS	5/7/2015	\$3,514	\$702	\$2,812	\$0
PST	49599	Circle K Stores Inc.	2014-1688-PST-E	DALLAS	5/7/2015	\$7,500	\$1,500	\$6,000	\$0
PST	48655	MKSN Investments, LLC	2014-0658-PST-E	HARRIS	5/7/2015	\$22,600	\$0	\$22,600	\$0
PST	49372	Arguindegui Oil Co. II, Ltd.	2014-1425-PST-E	WEBB	5/7/2015	\$10,109	\$2,021	\$8,088	\$0
PST	48729	Hebron Enterprises, Inc.	2014-0711-PST-E	JACK	5/7/2015	\$2,942	\$588	\$2,354	\$0
PST	48728	McCraw Transport, Inc.	2014-0715-PST-E	FANNIN	5/7/2015	\$15,109	\$0	\$15,109	\$0
PST	49205	CARPENTER, JERRY G	2014-1234-PST-E	ERATH	5/7/2015	\$19,164	\$3,832	\$15,332	\$0
PST	49374	JONES, KERRY F	2014-1408-PST-E	WINKLER	5/7/2015	\$6,739	\$1,347	\$5,392	\$0
PST	48738	ANJIA GOLDEN, INC.	2014-0762-PST-E	TRAVIS	5/7/2015	\$12,475	\$2,495	\$9,980	\$0
PST	47777	Dahopa Oil Company, Inc.	2013-1934-PST-E	BURNET	5/17/2015	\$15,628	\$0	\$15,628	\$0
PST	48504	RJR Restaurants of Denton Limited Partnership	2014-0494-PST-E	DENTON	5/21/2015	\$6,049	\$1,209	\$4,840	\$0
PST	49829	ELITE ENTERPRISE LLC *	2014-1872-PST-E	SOMERVELL	5/21/2015	\$3,750	\$750	\$3,000	\$0
PST	49622	SHENOOR Enterprise, Inc. *	2014-1666-PST-E	DALLAS	5/21/2015	\$3,375	\$675	\$2,700	\$0
PST	49638	WTG Fuels, Inc.	2014-1683-PST-E	HARTLEY	5/21/2015	\$5,625	\$1,125	\$4,500	\$0
PST	49780	Dalpak Enterprises, Inc.	2014-1812-PST-E	DALLAS	5/21/2015	\$2,563	\$512	\$2,051	\$0
PST	47457	Xpress Choice LLC	2013-1560-PST-E	HUNT	5/23/2015	\$45,038	\$0	\$45,038	\$0
PST	47022	CASTRO, CARMEN RAMIREZ	2013-1115-PST-E	MCLENNAN	5/23/2015	\$16,651	\$3,330	\$13,321	\$0
PST	49701	Two Pillars Investments, Inc	2014-1757-PST-E	TARRANT	5/23/2015	\$8,070	\$1,614	\$6,456	\$0
PST	49073	Reema D Corporation	2014-1089-PST-E	TRAVIS	5/27/2015	\$6,606	\$0	\$6,606	\$0
PST	50087	Columbia Medical Center of Las Colinas, INC.	2015-0247-PST-E	DALLAS	6/4/2015	\$2,943	\$588	\$2,355	\$0
PST	49897	Pilot Thomas Logistics LLC	2015-0046-PST-E	LUBBOCK	6/4/2015	\$5,625	\$1,125	\$4,500	\$0
PST	49963	GoPetro Transport LLC	2015-0107-PST-E	HARRIS	6/4/2015	\$1,355	\$271	\$1,084	\$0
PST	49788	Leyendecker Oil, Inc.	2014-1840-PST-E	WEBB	6/4/2015	\$3,505	\$701	\$2,804	\$0
PST	49723	SUBHA INC	2014-1775-PST-E	DALLAS	6/4/2015	\$3,129	\$625	\$2,504	\$0
PST	49901	Davis Oil Co., Inc.	2015-0050-PST-E	BAYLOR	6/4/2015	\$1,043	\$208	\$835	\$0
PST	49767	Sahil Business, Inc.	2014-1804-PST-E	BURLESON	6/4/2015	\$3,937	\$787	\$3,150	\$0
PST	49728	La Familia Retail Inc	2014-1675-PST-E	ATASCOSA	6/4/2015	\$6,703	\$1,340	\$5,363	\$0
PST	49862	Arlington Lakeside Grocery & Grill, Inc.	2015-0015-PST-E	DALLAS	6/4/2015	\$5,004	\$1,000	\$4,004	\$0
PST	49996	Coastal Transport Co., Inc.	2015-0145-PST-E	DALLAS	6/4/2015	\$1,231	\$246	\$985	\$0
PST	49731	Jai Maruti Corporation	2014-1783-PST-E	DALLAS	6/4/2015	\$3,000	\$600	\$2,400	\$0
PST	49786	Ruhan Enterprises, Inc.	2014-1828-PST-E	HARRIS	6/4/2015	\$3,450	\$690	\$2,760	\$0
PST	50010	Fred Garrison Oil Company	2015-0161-PST-E	HALE	6/4/2015	\$913	\$182	\$731	\$0
PST	49797	Petroleum Express, Inc.	2015-0075-PST-E	HARRIS	6/4/2015	\$1,356	\$271	\$1,085	\$0



Date Range Selected : 09/01/2014 - 08/31/2015

PGM	Case No.	Respondent Name	Docket#	County	Order Date	Penalty Assessed	Penalty Deferred	Payable Amount	SEP Offset
PST	49746	Texas Department of Transportation	2014-1795-PST-E	KIMBLE	6/4/2015	\$3,375	\$675	\$0	\$2,700
PST	50020	TASNIA CORPORATION	2015-0178-PST-E	WICHITA	6/4/2015	\$2,438	\$487	\$1,951	\$0
PST	49739	SAJN ENTERPRISE, INC	2014-1785-PST-E	DALLAS	6/4/2015	\$2,562	\$512	\$2,050	\$0
PST	49485	Traversari USA LLC	2014-1546-PST-E	HARRIS	6/12/2015	\$34,292	\$6,858	\$27,434	\$0
PST	39004	Sur Valley Transport Company	2010-0089-PST-E	BROOKS	6/12/2015	\$8,500	\$0	\$8,500	\$0
PST	49162	Methodist Healthcare System of San Antonio, Ltd., L.L.P.	2014-1495-PST-E	BEXAR	6/12/2015	\$7,517	\$1,503	\$6,014	\$0
PST	50080	Star Transport, L.L.C.	2015-0244-PST-E	HARRIS	6/18/2015	\$1,350	\$270	\$1,080	\$0
PST	49741	J. Safi Enterprises, Inc.	2014-1838-PST-E	DALLAS	6/18/2015	\$4,500	\$900	\$3,600	\$0
PST	50075	SHIFA ENTERPRISES INC	2015-0228-PST-E	WILSON	6/18/2015	\$3,750	\$750	\$3,000	\$0
PST	50045	Platinum Jubilee, Inc.	2015-0207-PST-E	JEFFERSON	6/18/2015	\$1,000	\$200	\$800	\$0
PST	50051	Naz and Naeem Enterprises, Inc *	2015-0205-PST-E	WALKER	6/18/2015	\$3,493	\$698	\$2,795	\$0
PST	50078	City of Dallas	2015-0234-PST-E	DALLAS	6/18/2015	\$3,375	\$675	\$2,700	\$0
PST	49827	CHS Inc.	2014-1891-PST-E	RANDALL	6/18/2015	\$6,109	\$1,221	\$4,888	\$0
PST	49859	Abubaker Yusuf	2015-0032-PST-E	DALLAS	6/18/2015	\$3,375	\$675	\$2,700	\$0
PST	50112	Rinzim Investments, Inc.	2015-0262-PST-E	JEFFERSON	6/18/2015	\$1,562	\$312	\$1,250	\$0
PST	49894	Texaco Classic, Incorporated	2015-0044-PST-E	DALLAS	6/18/2015	\$3,375	\$675	\$2,700	\$0
PST	49957	Muhammad Fahim Khan *	2015-0132-PST-E	CALDWELL	6/18/2015	\$4,500	\$900	\$3,600	\$0
PST	49854	Amber M. Memon	2014-1900-PST-E	HARRIS	6/18/2015	\$3,644	\$728	\$2,916	\$0
PST	48336	JANNESARI, SHABAN	2014-0304-PST-E	HARRIS	6/25/2015	\$3,913	\$0	\$3,913	\$0
PST	48998	TEXAS JUVENILE JUSTICE DEPARTMENT	2014-1010-PST-E	LEE	6/25/2015	\$3,705	\$0	\$3,705	\$0
PST	46860	Benton Rainey, Inc.	2013-0960-PST-E	RED RIVER	6/25/2015	\$2,438	\$0	\$2,438	\$0
PST	39082	Big Valley Distributors, Inc.,	2010-0167-PST-E	WEBB	6/25/2015	\$3,850	\$0	\$3,850	\$0
PST	47688	Lamson Development, L.L.C.	2013-1800-PST-E	GALVESTON	6/25/2015	\$1,125	\$0	\$1,125	\$0
PST	48744	Good Time Stores, Inc.	2014-0750-PST-E	EL PASO	7/2/2015	\$1,860	\$0	\$1,860	\$0
PST	49796	SIR PROPERTIES TRUST	2014-1835-PST-E	DALLAS	7/10/2015	\$2,567	\$513	\$2,054	\$0
PST	49947	Solar Turbines Incorporated	2015-0092-PST-E	DALLAS	7/10/2015	\$3,375	\$675	\$2,700	\$0
PST	49880	APAC-Texas, Inc.	2015-0058-PST-E	DALLAS	7/10/2015	\$2,954	\$590	\$2,364	\$0
PST	49935	ONKAR INC.	2015-0084-PST-E	HARRIS	7/10/2015	\$2,438	\$487	\$1,951	\$0
PST	49529	HANTOUSHI GROUP, INC.	2014-1574-PST-E	HARRIS	7/10/2015	\$3,504	\$0	\$3,504	\$0
PST	50351	Shallowater Independent School District	2015-0536-PST-E	LUBBOCK	7/10/2015	\$2,625	\$0	\$2,625	\$0
PST	49660	Anam Enterprises, Inc.	2014-1711-PST-E	JEFFERSON	7/10/2015	\$5,015	\$1,003	\$4,012	\$0
PST	50022	M & N Lo Joes Corp	2015-0174-PST-E	DALLAS	7/10/2015	\$6,750	\$1,350	\$5,400	\$0
PST	49876	RENE'S TRUCKING, INC	2015-0026-PST-E	HARRIS	7/10/2015	\$6,465	\$1,293	\$5,172	\$0
PST	49280	DCJR Enterprises, Inc.	2014-1307-PST-E	SAN PATRICIO	7/10/2015	\$4,641	\$0	\$4,641	\$0
PST	50090	Pavanputra Hanuman, Inc.	2015-0268-PST-E	NACOGDOCHES	7/10/2015	\$3,693	\$738	\$2,955	\$0
PST	50009	Robby W. Hargraves	2015-0159-PST-E	TOM GREEN	7/10/2015	\$4,475	\$895	\$3,580	\$0
PST	49745	T & M Beer and Wine, Inc. *	2014-1793-PST-E	DALLAS	7/10/2015	\$3,692	\$738	\$2,954	\$0
PST	49515	ASM Gasha Inc	2014-1556-PST-E	DALLAS	7/10/2015	\$5,250	\$0	\$5,250	\$0

Date Range Selected : 09/01/2014 - 08/31/2015

PGM	Case No.	Respondent Name	Docket#	County	Order Date	Penalty Assessed	Penalty Deferred	Payable Amount	SEP Offset
PST	47259	Eileen Pheng	2013-1362-PST-E	LAMAR	7/10/2015	\$4,312	\$862	\$3,450	\$0
PST	50110	LONGVIEW FRIENDS INC.	2015-0261-PST-E	GREGG	7/10/2015	\$1,338	\$267	\$1,071	\$0
PST	50198	SPYGLASS MARINA MANAGEMENT GP, INC. *	2015-0363-PST-E	MONTGOMERY	7/10/2015	\$3,375	\$675	\$2,700	\$0
PST	49903	J.J. SPENCER TRANSPORT II, L.P.	2015-0112-PST-E	SMITH	7/10/2015	\$1,231	\$246	\$985	\$0
PST	49961	Shell Oil Company	2015-0108-PST-E	HARRIS	7/10/2015	\$2,955	\$591	\$2,364	\$0
PST	49722	Schneider National Carriers, Inc.	2014-1774-PST-E	DALLAS	7/10/2015	\$3,375	\$675	\$2,700	\$0
PST	50149	DIAMOND PACKAGE, INC.	2015-0322-PST-E	WILLIAMSON	7/10/2015	\$5,813	\$1,162	\$4,651	\$0
PST	50083	Pedernales Electric Cooperative, Inc.	2015-0329-PST-E	WILLIAMSON	7/10/2015	\$2,438	\$487	\$1,951	\$0
PST	49896	Transport Corporation of America, Inc.	2015-0045-PST-E	DALLAS	7/17/2015	\$21,484	\$4,296	\$17,188	\$0
PST	49032	Western Refining Southwest, Inc.	2014-1051-PST-E	EL PASO	7/17/2015	\$87,785	\$17,557	\$70,228	\$0
PST	49147	SAHAD INVESTMENTS, INC.	2014-1169-PST-E	KENDALL	7/17/2015	\$12,600	\$0	\$12,600	\$0
PST	41609	Donald Mayo	2013-1629-PST-E	HARRIS	7/17/2015	\$33,750	\$0	\$33,750	\$0
PST	49333	WEST PARK BUSINESS INC	2014-1346-PST-E	JEFFERSON	7/17/2015	\$13,890	\$0	\$13,890	\$0
PST	49536	VAKRATUNDA ENTERPRISES, LLC	2014-1575-PST-E	HARRIS	7/17/2015	\$9,000	\$1,800	\$7,200	\$0
PST	49194	INDUS INTEREST, LLC	2014-1240-PST-E	POLK	7/17/2015	\$26,094	\$5,218	\$20,876	\$0
PST	49882	World Fuel Services, Inc.	2015-0028-PST-E	TRAVIS	7/19/2015	\$1,225	\$245	\$980	\$0
PST	49881	Federal Aviation Administration Houston Tracon District 190	2015-0027-PST-E	HARRIS	7/19/2015	\$4,125	\$825	\$3,300	\$0
PST	50265	Ruby Enterprises, Inc.	2015-0430-PST-E	HARRIS	7/19/2015	\$4,500	\$900	\$3,600	\$0
PST	49760	ESHAN ENTERPRISE INC	2014-1806-PST-E	LEON	7/19/2015	\$6,000	\$1,200	\$4,800	\$0
PST	49979	Syeda M. Azeemuddin	2015-0128-PST-E	DALLAS	7/19/2015	\$3,375	\$675	\$2,700	\$0
PST	50072	Dallas County	2015-0225-PST-E	DALLAS	7/19/2015	\$3,375	\$675	\$2,700	\$0
PST	49875	AMHM ENTERPRISE INC	2015-0021-PST-E	JEFFERSON	7/19/2015	\$3,529	\$705	\$2,824	\$0
PST	49603	LKS BUSINESS GROUP LLC	2014-1645-PST-E	DALLAS	7/19/2015	\$7,500	\$1,500	\$6,000	\$0
PST	50197	OAKRIDGE & OAKRIDGE GROUP LLC	2015-0356-PST-E	HUTCHINSON	7/19/2015	\$4,629	\$925	\$3,704	\$0
PST	49992	T. E. C. Well Service, Inc.	2015-0208-PST-E	GREGG	7/19/2015	\$2,568	\$513	\$2,055	\$0
PST	49732	ASNA BUSINESS INC.	2014-1781-PST-E	JEFFERSON	7/19/2015	\$6,480	\$1,296	\$5,184	\$0
PST	50091	U.S. XPRESS, INC.	2015-0270-PST-E	DALLAS	7/19/2015	\$3,692	\$738	\$2,954	\$0
PST	48894	ZURRA ENTERPRISES INC	2014-0918-PST-E	DALLAS	7/19/2015	\$6,596	\$1,319	\$5,277	\$0
PST	49758	ONE STOP GROCERY&GRILL LLC	2014-1799-PST-E	DALLAS	7/19/2015	\$6,000	\$1,200	\$4,800	\$0
PST	50496	Mclane Company Inc	2015-0699-PST-E	LUBBOCK	7/19/2015	\$2,625	\$0	\$2,625	\$0
PST	49747	ASHBAR CORPORATION	2014-1794-PST-E	DALLAS	7/19/2015	\$4,629	\$925	\$3,704	\$0
PST	50032	Joe Nandin	2015-0465-PST-E	TOM GREEN	7/19/2015	\$3,937	\$787	\$3,150	\$0
PST	50225	Atour Eyvasian	2015-0379-PST-E	WILLIAMSON	7/19/2015	\$3,750	\$750	\$3,000	\$0
PST	49895	Nilofar, Inc.	2015-0043-PST-E	JEFFERSON	7/19/2015	\$2,973	\$594	\$2,379	\$0
PST	49371	AmAu Incorporated	2014-1398-PST-E	FAYETTE	8/6/2015	\$6,496	\$0	\$6,496	\$0
PST	49772	Sung Hee Kang	2014-1814-PST-E	NUECES	8/10/2015	\$12,214	\$2,442	\$9,772	\$0
PST	50181	Adico Enterprises Inc.	2015-0350-PST-E	HARRIS	8/10/2015	\$5,500	\$1,100	\$4,400	\$0
PST	50121	Federal Bureau of Prisons	2015-0278-PST-E	DALLAS	8/10/2015	\$3,750	\$750	\$3,000	\$0

## Singles Programs

## Appendix 11: List of Administrative Orders Issued - FY 2015

Date Range Selected : 09/01/2014 - 08/31/2015

PGM	Case No.	Respondent Name	Docket#	County	Order Date	Penalty Assessed	Penalty Deferred	Payable Amount	SEP Offset
PST	49789	Pilot Thomas Logistics LLC	2014-1829-PST-E	SUTTON	8/10/2015	\$56,065	\$11,213	\$44,852	\$0
PST	50184	Racetrac Petroleum, Inc.	2015-0355-PST-E	COLLIN	8/10/2015	\$9,484	\$1,896	\$7,588	\$0
PST	49263	TRANSAM PETROLEUM, INC.	2014-1285-PST-E	DALLAS	8/10/2015	\$19,473	\$0	\$19,473	\$0
PST	49686	Tsigereda Mengesha	2014-1732-PST-E	DALLAS	8/10/2015	\$10,579	\$2,115	\$8,464	\$0
PST	50127	Samira, Inc.	2015-0290-PST-E	HARRIS	8/10/2015	\$4,500	\$900	\$3,600	\$0
PST	50179	Murphy Oil USA, Inc.	2015-0349-PST-E	JEFFERSON	8/10/2015	\$3,562	\$712	\$1,425	\$1,425
PST	50220	WILSON BUSINESS, INC.	2015-0404-PST-E	HARRIS	8/10/2015	\$5,701	\$1,140	\$4,561	\$0
PST	49871	Leo Business, Inc.	2015-0018-PST-E	HARRIS	8/10/2015	\$8,754	\$1,750	\$7,004	\$0
PST	45759	TR's Market Inc dba In & Out	2012-2614-PST-E	DENTON	8/10/2015	\$3,750	\$750	\$3,000	\$0
PST	50082	Tom Van Nguyen	2015-0246-PST-E	TARRANT	8/10/2015	\$43,975	\$8,795	\$35,180	\$0
PST	50209	Vishwanath Enterprise, Inc.	2015-0375-PST-E	COLLIN	8/10/2015	\$3,504	\$700	\$2,804	\$0
PST	49683	Desi Group, Inc.	2014-1734-PST-E	DALLAS	8/10/2015	\$15,015	\$3,003	\$12,012	\$0
PST	50161	Navasota Oil Co., Inc.	2015-0319-PST-E	GRIMES	8/10/2015	\$4,606	\$921	\$3,685	\$0
PST	50014	Joe Vaughn Spraying, Inc	2015-0158-PST-E	SWISHER	8/10/2015	\$2,438	\$487	\$1,951	\$0
PST	49185	Pilgrim's Pride Corporation	2014-1217-PST-E	NACOGDOCHES	8/10/2015	\$13,538	\$2,707	\$10,831	\$0
PST	49729	Ector County	2014-1779-PST-E	ECTOR	8/10/2015	\$13,688	\$2,737	\$10,951	\$0
PST	49685	ZAK Business Inc.	2014-1733-PST-E	MONTGOMERY	8/10/2015	\$8,750	\$1,750	\$7,000	\$0
PST	49434	Texas Transeastern, Inc.	2014-1463-PST-E	HARRIS	8/10/2015	\$8,203	\$1,640	\$6,563	\$0
PST	50068	Jose G. Nieto	2015-0226-PST-E	HIDALGO	8/10/2015	\$9,105	\$1,821	\$7,284	\$0
PST	50196	HIDDEN DIAMOND, INC.	2015-0382-PST-E	DALLAS	8/17/2015	\$3,000	\$600	\$2,400	\$0
PST	49993	NATURAL PETROLEUM LLC	2015-0142-PST-E	DALLAS	8/17/2015	\$3,563	\$712	\$2,851	\$0
PST	49923	Harris County	2015-0073-PST-E	*MULTIPLE	8/17/2015	\$3,750	\$750	\$0	\$3,000
PST	50320	Hajarat Corporation	2015-0500-PST-E	HARRIS	8/17/2015	\$5,401	\$1,080	\$4,321	\$0
PST	50242	PARVEEZ INVESTMENT INC.	2015-0485-PST-E	COLLIN	8/17/2015	\$3,375	\$675	\$2,700	\$0
PST	50304	NIEKNAZ ENTERPRISES INC	2015-0484-PST-E	DALLAS	8/17/2015	\$4,875	\$975	\$3,900	\$0
PST	50294	Khalid J Qureshi	2015-0466-PST-E	BEXAR	8/17/2015	\$3,000	\$600	\$2,400	\$0
PST	49976	Jena Business, Inc.	2015-0126-PST-E	WILLIAMSON	8/24/2015	\$10,500	\$2,100	\$8,400	\$0
PST	47294	SPYGOAT, INC.	2013-1422-PST-E	BEXAR	8/24/2015	\$9,406	\$1,881	\$7,525	\$0
PST	49907	DUBLIN STOP GROUP INC	2015-0053-PST-E	ERATH	8/24/2015	\$9,147	\$1,829	\$7,318	\$0
PST	49908	Derrick Oil & Supply, Inc. of Port Arthur, Texas	2015-0052-PST-E	JEFFERSON	8/24/2015	\$7,875	\$1,575	\$6,300	\$0
PST	49462	Tristar Convenience Stores, Inc.	2014-1505-PST-E	HARRIS	8/30/2015	\$35,100	\$0	\$35,100	\$0
PST	49990	Aspri Investments, LLC	2015-0537-PST-E	BEXAR	8/31/2015	\$3,375	\$675	\$2,700	\$0
<b>Subtotal for PST : 420</b>						<b>\$3,128,018</b>	<b>\$386,068</b>	<b>\$2,710,302</b>	<b>\$31,648</b>
PWS	47521	Allen Watts	2013-1774-PWS-E	*MULTIPLE	9/14/2014	\$5,258	\$0	\$5,258	\$0
PWS	45496	Pamela Sue Hughes	2012-2346-PWS-E	LUBBOCK	9/14/2014	\$5,270	\$0	\$5,270	\$0
PWS	44766	Brazos Valley Septic & Water, Inc.	2014-0207-PWS-E	ROBERTSON	9/19/2014	\$50	\$0	\$50	\$0
PWS	48181	Tommy Fisher	2014-0137-PWS-E	LUBBOCK	9/19/2014	\$6,480	\$6,480	\$0	\$0
PWS	48147	Rowena Water Supply Corporation	2014-0088-PWS-E	RUNNELS	9/19/2014	\$1,281	\$1,281	\$0	\$0

Date Range Selected : 09/01/2014 - 08/31/2015

PGM	Case No.	Respondent Name	Docket#	County	Order Date	Penalty Assessed	Penalty Deferred	Payable Amount	SEP Offset
PWS	43372	City Of Follett	2013-1880-PWS-E	LIPSCOMB	9/19/2014	\$274	\$0	\$274	\$0
PWS	48290	Aqua Utilities, Inc.	2014-0237-PWS-E	HARRIS	9/19/2014	\$345	\$345	\$0	\$0
PWS	47927	Tri Hue Thich	2013-2056-PWS-E	HARRIS	9/19/2014	\$2,918	\$0	\$2,918	\$0
PWS	48054	James W. Jeffcoat *	2013-2212-PWS-E	HASKELL	9/19/2014	\$1,754	\$0	\$1,754	\$0
PWS	48320	City of Childress	2014-0275-PWS-E	CHILDRESS	9/22/2014	\$356	\$71	\$285	\$0
PWS	48497	S.L.C. Water Supply Corporation	2014-0476-PWS-E	LIMESTONE	9/22/2014	\$660	\$132	\$528	\$0
PWS	48417	City of Poteet	2014-0387-PWS-E	ATASCOSA	9/22/2014	\$74	\$14	\$60	\$0
PWS	48491	Bertha Espinosa	2014-0467-PWS-E	HARRIS	9/22/2014	\$110	\$22	\$88	\$0
PWS	48375	American Petroleum Welding, INC.	2014-0341-PWS-E	LUBBOCK	9/22/2014	\$142	\$142	\$0	\$0
PWS	48380	LANXEES Corporation	2014-0352-PWS-E	ORANGE	9/22/2014	\$853	\$170	\$683	\$0
PWS	48405	Catherine Murray	2014-0363-PWS-E	BRAZORIA	9/22/2014	\$2,083	\$415	\$1,668	\$0
PWS	48664	Grace International Churches and Ministries, Inc.	2014-0666-PWS-E	HARRIS	9/22/2014	\$1,035	\$207	\$828	\$0
PWS	48519	PHW, EMW, AWB & EB TEXAS, LLC	2014-0502-PWS-E	TARRANT	9/22/2014	\$805	\$161	\$644	\$0
PWS	48601	Harris County FWSD 1B	2014-0591-PWS-E	HARRIS	9/22/2014	\$180	\$36	\$144	\$0
PWS	48370	Regency Field Services LLC	2014-0343-PWS-E	PECOS	9/22/2014	\$1,397	\$279	\$1,118	\$0
PWS	48259	City of Santa Rosa	2014-0222-PWS-E	CAMERON	9/22/2014	\$1,755	\$351	\$1,404	\$0
PWS	48227	Lakeshore Utility Company	2014-0187-PWS-E	HENDERSON	9/22/2014	\$4,783	\$956	\$3,827	\$0
PWS	48510	The Camp Recovery Centers, L.P.	2014-0492-PWS-E	KERR	9/22/2014	\$3,177	\$634	\$2,543	\$0
PWS	48283	City of Lawn	2014-0241-PWS-E	TAYLOR	9/22/2014	\$1,740	\$348	\$1,392	\$0
PWS	48359	Webb County	2014-0328-PWS-E	WEBB	9/22/2014	\$400	\$80	\$320	\$0
PWS	48426	Calvert C. Huffmaster, Jr.	2014-0396-PWS-E	VICTORIA	9/22/2014	\$2,684	\$536	\$2,148	\$0
PWS	48383	PETERSON, RIC	2014-0351-PWS-E	WHEELER	9/22/2014	\$867	\$173	\$694	\$0
PWS	48421	Southbound, Inc.	2014-0403-PWS-E	BEXAR	9/22/2014	\$1,504	\$300	\$1,204	\$0
PWS	48440	Uplifting Properties LP	2014-0400-PWS-E	TRAVIS	9/22/2014	\$1,529	\$305	\$1,224	\$0
PWS	48361	Lyle B. Murphey	2014-0333-PWS-E	TRAVIS	9/22/2014	\$2,061	\$411	\$1,650	\$0
PWS	48529	City Of Plains	2014-0513-PWS-E	YOAKUM	9/22/2014	\$200	\$40	\$160	\$0
PWS	48564	Veelock, LLC	2014-0552-PWS-E	BRAZOS	9/22/2014	\$224	\$44	\$180	\$0
PWS	48350	Albury Manor Utility Company, Inc.	2014-0311-PWS-E	HARRIS	9/22/2014	\$1,110	\$222	\$888	\$0
PWS	48452	New Progress Wsc	2014-0427-PWS-E	PARKER	9/22/2014	\$458	\$91	\$367	\$0
PWS	48312	Tri-County Point Property Owners Association	2014-0269-PWS-E	JACKSON	9/22/2014	\$575	\$115	\$460	\$0
PWS	48404	MILAGRO INTERESTS, INC.	2014-0364-PWS-E	HARRIS	9/22/2014	\$1,626	\$325	\$1,301	\$0
PWS	48526	Aqua Utilities, Inc.	2014-0511-PWS-E	HAYS	9/22/2014	\$1,523	\$304	\$1,219	\$0
PWS	48346	First States Investors 5200 LLC	2014-0315-PWS-E	HARRIS	9/22/2014	\$1,938	\$387	\$1,551	\$0
PWS	48576	City of Laredo	2014-0564-PWS-E	WEBB	9/22/2014	\$585	\$117	\$468	\$0
PWS	48188	Sam Rayburn Water, Inc.	2014-0134-PWS-E	SAN AUGUSTINE	9/22/2014	\$6,621	\$1,323	\$5,298	\$0
PWS	48390	2012 Weatherford Holdings, LLC	2014-0358-PWS-E	PARKER	9/22/2014	\$2,653	\$530	\$2,123	\$0
PWS	48428	JARVIS CHRISTIAN COLLEGE	2014-0402-PWS-E	WOOD	9/22/2014	\$399	\$79	\$320	\$0
PWS	48604	Thompson Heights Development Company	2014-0603-PWS-E	GRAYSON	9/22/2014	\$500	\$100	\$400	\$0

## Singles Programs

## Appendix 11: List of Administrative Orders Issued - FY 2015

Date Range Selected : 09/01/2014 - 08/31/2015

PGM	Case No.	Respondent Name	Docket#	County	Order Date	Penalty Assessed	Penalty Deferred	Payable Amount	SEP Offset
PWS	48365	AMARILLO WEST R.V. PARK, L.L.C.	2014-0332-PWS-E	POTTER	9/22/2014	\$673	\$134	\$539	\$0
PWS	48356	Cresson Crossroads, LLC	2014-0322-PWS-E	HOOD	9/22/2014	\$1,619	\$323	\$1,296	\$0
PWS	48207	Synergy 500 Investments, LLC	2014-0155-PWS-E	LUBBOCK	9/22/2014	\$3,643	\$728	\$2,915	\$0
PWS	42831	Curtis J. Shupak	2011-1968-PWS-E	BURLESON	9/28/2014	\$2,346	\$0	\$2,346	\$0
PWS	48178	John L. Moore *	2014-0140-PWS-E	MCLENNAN	9/28/2014	\$356	\$0	\$356	\$0
PWS	47408	Ancar Water System, Inc.	2013-1514-PWS-E	ORANGE	9/28/2014	\$1,955	\$0	\$1,955	\$0
PWS	47695	HDU Services, L.L.C.	2013-1798-PWS-E	BURLESON	9/28/2014	\$4,757	\$0	\$4,757	\$0
PWS	48507	City of Riesel	2014-0478-PWS-E	MCLENNAN	10/5/2014	\$1,092	\$1,092	\$0	\$0
PWS	48431	Terry Bourbon	2014-0416-PWS-E	EL PASO	10/5/2014	\$1,567	\$1,567	\$0	\$0
PWS	48518	James L. Oxford	2014-0491-PWS-E	BEE	10/5/2014	\$210	\$210	\$0	\$0
PWS	48323	WTG Fuels, Inc.	2014-0293-PWS-E	MIDLAND	10/5/2014	\$660	\$660	\$0	\$0
PWS	47998	Deer Creek Ranch Water Co., LLC. *	2013-2146-PWS-E	TRAVIS	10/5/2014	\$217	\$217	\$0	\$0
PWS	48200	The Dow Chemical Company	2014-0158-PWS-E	BRAZORIA	10/5/2014	\$174	\$0	\$174	\$0
PWS	48479	Milberger Landscaping, Inc.	2014-0455-PWS-E	BEXAR	10/5/2014	\$2,046	\$0	\$2,046	\$0
PWS	48352	Sharon Stephenson	2014-0310-PWS-E	LA SALLE	10/5/2014	\$2,329	\$0	\$2,329	\$0
PWS	48461	City of Adrian	2014-0457-PWS-E	OLDHAM	10/6/2014	\$1,120	\$224	\$896	\$0
PWS	48605	Walcott Independent School District	2014-0602-PWS-E	DEAF SMITH	10/6/2014	\$100	\$20	\$80	\$0
PWS	48620	Webb County	2014-0627-PWS-E	WEBB	10/6/2014	\$364	\$72	\$292	\$0
PWS	48628	Southwestern Bell Telephone Company	2014-0635-PWS-E	FORT BEND	10/6/2014	\$270	\$54	\$216	\$0
PWS	48572	Grand Harbor Water Supply Corporation	2014-0560-PWS-E	WISE	10/6/2014	\$155	\$31	\$124	\$0
PWS	48487	Wellborn Special Utility District	2014-0463-PWS-E	BRAZOS	10/6/2014	\$963	\$192	\$771	\$0
PWS	48563	Central Water Control and Improvement District of Angelina County	2014-0553-PWS-E	ANGELINA	10/6/2014	\$315	\$63	\$252	\$0
PWS	48131	Sutton Hills Estates Property Owners' Association, Inc.	2014-0069-PWS-E	SAN AUGUSTINE	10/6/2014	\$1,230	\$245	\$985	\$0
PWS	48565	Carolyn Maxey	2014-0554-PWS-E	BURNET	10/6/2014	\$170	\$34	\$136	\$0
PWS	48965	RABROKER, DENNIS G	2014-0976-WOC-E	BELL	10/6/2014	\$175	\$0	\$175	\$0
PWS	48753	T-Rex Properties, LP	2014-0758-PWS-E	HARRIS	10/6/2014	\$1,094	\$218	\$876	\$0
PWS	48191	MARY F. TRAMMELL	2014-0132-PWS-E	ROBERTSON	10/6/2014	\$1,400	\$280	\$1,120	\$0
PWS	48127	Lonzo J. Gale	2014-0072-PWS-E	SHELBY	10/6/2014	\$1,747	\$349	\$1,398	\$0
PWS	48233	E & M Equity Holdings, LLC.	2014-0183-PWS-E	BRAZORIA	10/6/2014	\$1,947	\$388	\$1,559	\$0
PWS	48626	City of Byers	2014-0623-PWS-E	CLAY	10/17/2014	\$660	\$660	\$0	\$0
PWS	48275	City of Burkburnett	2014-0243-PWS-E	WICHITA	10/17/2014	\$2,100	\$2,100	\$0	\$0
PWS	48280	Sam Rayburn Water, Inc.	2014-0242-PWS-E	SAN AUGUSTINE	10/18/2014	\$6,241	\$1,247	\$4,994	\$0
PWS	48194	William Brent Davis	2014-0130-PWS-E	MONTGOMERY	10/18/2014	\$2,801	\$559	\$2,242	\$0
PWS	48612	Texas SPF Investments, LLC	2014-0608-PWS-E	PARKER	10/18/2014	\$405	\$81	\$324	\$0
PWS	48494	Carolyn Crawford *	2014-0475-PWS-E	BURNET	10/18/2014	\$1,282	\$256	\$1,026	\$0
PWS	48450	East Central SUD	2014-0420-PWS-E	BEXAR	10/18/2014	\$4,370	\$874	\$3,496	\$0
PWS	49082	LEE, ROGER	2014-1117-WOC-E	MOTLEY	10/18/2014	\$175	\$0	\$175	\$0

## Singles Programs

## Appendix 11: List of Administrative Orders Issued - FY 2015

Date Range Selected : 09/01/2014 - 08/31/2015

PGM	Case No.	Respondent Name	Docket#	County	Order Date	Penalty Assessed	Penalty Deferred	Payable Amount	SEP Offset
PWS	48623	CASH REGISTER SERVICES, INC.	2014-0625-PWS-E	LUBBOCK	10/18/2014	\$335	\$335	\$0	\$0
PWS	48820	Libert-Looneyville Water Supply Corporation	2014-0823-PWS-E	NACOGDOCHES	10/18/2014	\$760	\$151	\$609	\$0
PWS	48885	Twin Lakes Club, Inc.	2014-0893-PWS-E	BRAZORIA	10/18/2014	\$1,380	\$276	\$1,104	\$0
PWS	48878	Hickory Creek SUD	2014-0883-PWS-E	HUNT	10/18/2014	\$2,106	\$421	\$1,685	\$0
PWS	48642	Spring Creek Independent School District	2014-0646-PWS-E	HUTCHINSON	10/18/2014	\$1,140	\$228	\$912	\$0
PWS	47995	Texas Airstream Harbor, Inc.	2013-2147-PWS-E	ANGELINA	10/18/2014	\$605	\$121	\$484	\$0
PWS	46928	Curtis White	2013-1012-PWS-E	SAN AUGUSTINE	10/25/2014	\$4,054	\$0	\$4,054	\$0
PWS	48077	Whispering Oaks Water Coop	2014-0012-PWS-E	HUNT	10/25/2014	\$3,838	\$0	\$3,838	\$0
PWS	48179	Eola Water Supply Corporation	2014-0139-PWS-E	*MULTIPLE	10/25/2014	\$644	\$0	\$644	\$0
PWS	47911	Efrain Franco *	2013-2035-PWS-E	HARRIS	10/27/2014	\$975	\$0	\$975	\$0
PWS	48070	Ashley And Fagan Investments Co., Inc.	2013-2225-PWS-E	SCURRY	10/27/2014	\$1,615	\$1,615	\$0	\$0
PWS	48211	COUNTRY PLACE\NORTHWEST HOME OWNERS' ASSOCIATION, INC.	2014-0168-PWS-E	WASHINGTON	10/27/2014	\$969	\$0	\$969	\$0
PWS	48261	Ericksdahl Water Supply Corporation	2014-0220-PWS-E	JONES	10/27/2014	\$976	\$0	\$976	\$0
PWS	48379	Red River County Water Supply Corporation	2014-0353-PWS-E	RED RIVER	10/27/2014	\$525	\$0	\$525	\$0
PWS	48075	Debbie Block	2014-0006-PWS-E	*MULTIPLE	10/27/2014	\$14,595	\$2,916	\$11,679	\$0
PWS	48914	NEW HORIZONS RANCH AND CENTER, INC.	2014-0916-PWS-E	MILLS	10/31/2014	\$270	\$54	\$216	\$0
PWS	48881	Gurudwara Sahib of Houston Inc.	2014-0888-PWS-E	HARRIS	10/31/2014	\$787	\$157	\$630	\$0
PWS	48787	Concan Water Supply Corporation	2014-0786-PWS-E	UVALDE	10/31/2014	\$2,205	\$441	\$1,764	\$0
PWS	48201	Pamela Sue Hughes	2014-0127-PWS-E	LUBBOCK	11/6/2014	\$13,736	\$0	\$13,736	\$0
PWS	47831	Yarbrough, Shawn Mark	2013-1930-PWS-E	ANGELINA	11/6/2014	\$3,568	\$0	\$3,568	\$0
PWS	47003	Leroy Moody *	2013-1088-PWS-E	BOWIE	11/12/2014	\$873	\$0	\$873	\$0
PWS	48883	Forest Water Supply Corporation	2014-0885-PWS-E	CHEROKEE	11/16/2014	\$685	\$137	\$548	\$0
PWS	48786	BRUSH COUNTRY DEVELOPMENT CORPORATION	2014-0805-PWS-E	DUVAL	11/16/2014	\$799	\$159	\$640	\$0
PWS	49068	Port Central Service Center LP	2014-1086-PWS-E	HARRIS	11/16/2014	\$2,557	\$510	\$2,047	\$0
PWS	48602	Waterwood Municipal Utility District 1	2014-0590-PWS-E	SAN JACINTO	11/16/2014	\$250	\$50	\$200	\$0
PWS	48322	Maria Elena Gueta	2014-0294-PWS-E	BRAZORIA	11/23/2014	\$2,591	\$0	\$2,591	\$0
PWS	48473	Shredder Co Worlds Best, LLC	2014-0443-PWS-E	EL PASO	11/23/2014	\$1,633	\$0	\$1,633	\$0
PWS	48818	City of Roscoe	2014-0821-PWS-E	NOLAN	12/6/2014	\$300	\$60	\$240	\$0
PWS	48262	Donald R. Cole	2014-0219-PWS-E	PARKER	12/6/2014	\$2,629	\$525	\$2,104	\$0
PWS	48783	Market Place Innovation, Inc. *	2014-0784-PWS-E	HARRIS	12/6/2014	\$795	\$159	\$636	\$0
PWS	48693	Aqua Utilities, Inc.	2014-0699-PWS-E	MONTGOMERY	12/6/2014	\$1,063	\$212	\$851	\$0
PWS	48975	Virginia Franklin Fuller	2014-1019-PWS-E	LUBBOCK	12/6/2014	\$431	\$86	\$345	\$0
PWS	48466	Treetop Utilities, Inc.	2014-0447-PWS-E	PARKER	12/6/2014	\$1,327	\$265	\$1,062	\$0
PWS	48542	NEW OASIS OF FAITH CHURCH	2014-0523-PWS-E	HARRIS	12/6/2014	\$1,708	\$341	\$1,367	\$0
PWS	38222	Tom Green County FWSD 2	2013-2179-PWS-E	TOM GREEN	12/7/2014	\$10,302	\$0	\$10,302	\$0
PWS	41689	BRUSH COUNTRY DEVELOPMENT CORPORATION	2013-1883-PWS-E	DUVAL	12/7/2014	\$3,969	\$0	\$3,969	\$0
PWS	48400	City Of Eden	2014-0365-PWS-E	CONCHO	12/7/2014	\$1,785	\$1,785	\$0	\$0

## Singles Programs

## Appendix 11: List of Administrative Orders Issued - FY 2015

Date Range Selected : 09/01/2014 - 08/31/2015

PGM	Case No.	Respondent Name	Docket#	County	Order Date	Penalty Assessed	Penalty Deferred	Payable Amount	SEP Offset
PWS	48594	Mullin Independent School District	2014-0584-PWS-E	MILLS	12/7/2014	\$6,669	\$6,669	\$0	\$0
PWS	48192	IBG Enterprises, LLC	2014-0131-PWS-E	BEXAR	12/7/2014	\$2,349	\$0	\$2,349	\$0
PWS	39323	Live Oak Resort, Inc.	2013-1210-PWS-E	WASHINGTON	12/7/2014	\$17,630	\$0	\$17,630	\$0
PWS	48260	City of Beeville	2014-0221-PWS-E	BEE	12/19/2014	\$6,929	\$0	\$6,929	\$0
PWS	42008	Bartley Woods WSC	2014-0146-MLM-E	FANNIN	12/19/2014	\$3,018	\$0	\$3,018	\$0
PWS	48171	Virginia Franklin Fuller	2014-0105-PWS-E	LUBBOCK	12/19/2014	\$1,899	\$0	\$1,899	\$0
PWS	48138	Munson Point, Ltd. *	2014-0080-PWS-E	GRAYSON	12/19/2014	\$1,552	\$0	\$1,552	\$0
PWS	43025	The Original Adventure Camp Inc	2014-0468-PWS-E	KERR	12/19/2014	\$1,183	\$0	\$1,183	\$0
PWS	48606	City of O'Brien	2014-0601-PWS-E	HASKELL	12/19/2014	\$864	\$864	\$0	\$0
PWS	48821	STROUHAL FAMILY PARTNERSHIP, LTD.	2014-0824-PWS-E	BRAZORIA	12/20/2014	\$2,567	\$512	\$2,055	\$0
PWS	48949	Brinson, Inc.	2014-0969-PWS-E	MOORE	12/20/2014	\$838	\$167	\$671	\$0
PWS	48484	Langtry Water Supply Corporation	2014-0514-PWS-E	VAL VERDE	12/20/2014	\$630	\$126	\$504	\$0
PWS	48562	Reyna A Martinez	2014-0540-PWS-E	MIDLAND	12/20/2014	\$1,708	\$341	\$1,367	\$0
PWS	48624	Darryl Wheeler	2014-0624-PWS-E	POLK	12/20/2014	\$925	\$185	\$740	\$0
PWS	49426	SAMUEL, ALFREDA L	2014-1454-WOC-E	JEFFERSON	12/20/2014	\$175	\$0	\$175	\$0
PWS	48705	Topsey WSC	2014-0734-PWS-E	CORYELL	12/20/2014	\$350	\$70	\$280	\$0
PWS	49066	Betway Parks, L.P.	2014-1085-PWS-E	HARRIS	12/20/2014	\$3,733	\$746	\$2,987	\$0
PWS	48943	City of Barstow	2014-0962-PWS-E	WARD	12/20/2014	\$400	\$80	\$320	\$0
PWS	41653	Ms. Molly's LLC	2013-2066-PWS-E	COLORADO	12/27/2014	\$5,484	\$0	\$5,484	\$0
PWS	48327	Kyle Freeman	2014-0316-PWS-E	JOHNSON	12/27/2014	\$1,920	\$0	\$1,920	\$0
PWS	48197	Pamela Sue Hughes	2014-0159-PWS-E	LUBBOCK	1/8/2015	\$2,678	\$0	\$2,678	\$0
PWS	43624	Wendell Reese	2013-2019-PWS-E	MATAGORDA	1/8/2015	\$4,790	\$0	\$4,790	\$0
PWS	42246	Rhonda C. Vanover *	2014-0110-PWS-E	LUBBOCK	1/8/2015	\$2,805	\$0	\$2,805	\$0
PWS	48082	Bay Ridge Christian College	2014-0015-PWS-E	FORT BEND	1/8/2015	\$780	\$0	\$780	\$0
PWS	48969	Trailswest Mobile Home Park, LLC	2014-0989-PWS-E	BOWIE	1/12/2015	\$770	\$154	\$616	\$0
PWS	49015	Gum Springs Water Supply Corporation	2014-1027-PWS-E	HARRISON	1/12/2015	\$342	\$342	\$0	\$0
PWS	49531	KENDRICK, DEBBIE M	2014-1586-WOC-E	ORANGE	1/12/2015	\$175	\$0	\$175	\$0
PWS	48767	Williams, Troy L.	2014-0772-PWS-E	WALKER	1/12/2015	\$664	\$132	\$532	\$0
PWS	49065	Pure Utilities, L.C.	2014-1084-PWS-E	POLK	1/25/2015	\$3,552	\$709	\$2,843	\$0
PWS	49629	EDWARDS, KELLY B	2014-1677-WOC-E	SAN SABA	1/25/2015	\$175	\$0	\$175	\$0
PWS	49011	Leigh Water Supply Corporation	2014-1029-PWS-E	HARRISON	1/25/2015	\$157	\$31	\$126	\$0
PWS	48856	Water Association Of North Lake, Inc.	2014-0863-PWS-E	DENTON	1/25/2015	\$1,349	\$269	\$1,080	\$0
PWS	48847	Silver Creek Village Water Supply Corporation	2014-0849-PWS-E	BURNET	2/6/2015	\$1,098	\$1,098	\$0	\$0
PWS	48357	Hernandez, James A.	2014-0321-PWS-E	EL PASO	2/6/2015	\$706	\$0	\$706	\$0
PWS	48600	West Park Municipal Utility District	2014-0592-PWS-E	HARRIS	2/6/2015	\$187	\$187	\$0	\$0
PWS	48469	Beachview Acres Water Association	2014-0445-PWS-E	HILL	2/6/2015	\$945	\$0	\$945	\$0
PWS	48977	St Paul United Methodist Church Huntsville	2014-0995-PWS-E	WALKER	2/6/2015	\$980	\$0	\$980	\$0
PWS	48791	Oak Manor Mud	2014-0789-PWS-E	BRAZORIA	2/6/2015	\$172	\$172	\$0	\$0

## Singles Programs

## Appendix 11: List of Administrative Orders Issued - FY 2015

Date Range Selected : 09/01/2014 - 08/31/2015

PGM	Case No.	Respondent Name	Docket#	County	Order Date	Penalty Assessed	Penalty Deferred	Payable Amount	SEP Offset
PWS	48208	Peachleaf Associates Venture #1, L.P.	2014-0154-PWS-E	HARRIS	2/6/2015	\$3,909	\$0	\$3,909	\$0
PWS	42113	Silverlake Church	2014-0050-PWS-E	BRAZORIA	2/6/2015	\$62	\$0	\$62	\$0
PWS	48907	STX Process Equipment LLC	2014-0907-PWS-E	DUVAL	2/6/2015	\$354	\$0	\$354	\$0
PWS	49014	North Pines, LLC	2014-1026-PWS-E	HARRIS	2/12/2015	\$6,028	\$1,205	\$4,823	\$0
PWS	49045	City of Orange	2014-1063-PWS-E	ORANGE	2/12/2015	\$2,254	\$450	\$1,804	\$0
PWS	49437	City of Roby	2014-1467-PWS-E	FISHER	2/12/2015	\$477	\$95	\$382	\$0
PWS	48884	Susan Eriks *	2014-0892-PWS-E	HENDERSON	2/12/2015	\$1,149	\$229	\$920	\$0
PWS	48997	Galveston County Waste Consolidated Independent District 19	2014-1015-PWS-E	GALVESTON	2/12/2015	\$385	\$77	\$308	\$0
PWS	48443	Michael H. Johnson	2014-0415-PWS-E	BRAZORIA	2/12/2015	\$1,522	\$304	\$1,218	\$0
PWS	48913	Langtry Water Supply Corporation	2014-0914-PWS-E	VAL VERDE	2/12/2015	\$559	\$111	\$448	\$0
PWS	48995	Richard Clark Enterprises, L.L.C.	2014-1009-PWS-E	MONTGOMERY	2/12/2015	\$3,628	\$725	\$2,903	\$0
PWS	48866	The Millett Housing Group LLC *	2014-0853-PWS-E	LA SALLE	2/12/2015	\$1,237	\$247	\$990	\$0
PWS	48841	Aswad Family Limited Partnership *	2014-0844-PWS-E	HARRIS	2/12/2015	\$549	\$109	\$440	\$0
PWS	49077	Al-Qamar, Inc.	2014-1103-PWS-E	HARRIS	2/12/2015	\$2,842	\$567	\$2,275	\$0
PWS	48920	Lhoist North America of Texas, Ltd.	2014-0921-PWS-E	COMAL	2/12/2015	\$1,261	\$252	\$1,009	\$0
PWS	49071	Samuel Coronado	2014-1090-PWS-E	CAMERON	2/13/2015	\$1,472	\$0	\$1,472	\$0
PWS	38136	Virginia Franklin Fuller	2013-0819-PWS-E	LUBBOCK	2/13/2015	\$13,900	\$0	\$13,900	\$0
PWS	41982	Ramon C. Gonzales, Jr.	2013-1970-PWS-E	MIDLAND	2/13/2015	\$3,353	\$0	\$3,353	\$0
PWS	49142	Raymond W. Blair Jr.	2014-1195-PWS-E	DENTON	2/13/2015	\$1,012	\$0	\$1,012	\$0
PWS	38934	GARZA, HENRY M	2012-0779-PWS-E	HAYS	2/13/2015	\$5,402	\$0	\$5,402	\$0
PWS	47933	NORRA, CAROL ANN	2013-2064-UTL-E	HARRIS	2/20/2015	\$2,250	\$0	\$2,250	\$0
PWS	48488	Kathy Lott *	2014-0462-PWS-E	TARRANT	2/20/2015	\$2,885	\$0	\$2,885	\$0
PWS	48996	104th & Frankford / Affordable Storage, Inc.	2014-1000-PWS-E	LUBBOCK	2/23/2015	\$168	\$168	\$0	\$0
PWS	49243	MOMIN, NIZAR	2014-1250-PWS-E	FORT BEND	2/23/2015	\$100	\$20	\$80	\$0
PWS	49108	Medina Children's Home	2014-1131-PWS-E	BANDERA	2/23/2015	\$285	\$285	\$0	\$0
PWS	49223	City of Goodlow	2014-1228-PWS-E	NAVARRO	2/23/2015	\$330	\$66	\$264	\$0
PWS	48876	City of Roby	2014-0889-PWS-E	FISHER	2/23/2015	\$525	\$105	\$420	\$0
PWS	49190	Dolores A. Luke *	2014-1242-PWS-E	HARDIN	2/23/2015	\$1,851	\$370	\$1,481	\$0
PWS	49037	Harrisburg Water Supply Corp	2014-1057-PWS-E	JASPER	2/23/2015	\$1,275	\$255	\$1,020	\$0
PWS	49348	City of Southmayd	2014-1368-PWS-E	GRAYSON	2/23/2015	\$306	\$61	\$245	\$0
PWS	49023	Walnut Bend Isd	2014-1034-PWS-E	COOKE	2/23/2015	\$1,350	\$270	\$1,080	\$0
PWS	48822	Pixley Water Works, Inc.	2014-0829-PWS-E	POLK	2/23/2015	\$61	\$12	\$49	\$0
PWS	37830	Mirando City Water Supply Corporation	2013-2111-PWS-E	*MULTIPLE	2/26/2015	\$8,450	\$0	\$8,450	\$0
PWS	42092	Rocky Wadlington	2014-0360-PWS-E	LIMESTONE	2/26/2015	\$2,365	\$0	\$2,365	\$0
PWS	48474	Loyal Lybarger	2014-0442-PWS-E	HARRIS	2/26/2015	\$1,960	\$0	\$1,960	\$0
PWS	48659	El Viaje Retreat, LLC	2014-0667-PWS-E	BANDERA	3/5/2015	\$891	\$0	\$891	\$0
PWS	48560	Candelaria Water Supply Corporation	2014-0541-PWS-E	PRESIDIO	3/5/2015	\$979	\$0	\$979	\$0



Date Range Selected : 09/01/2014 - 08/31/2015

PGM	Case No.	Respondent Name	Docket#	County	Order Date	Penalty Assessed	Penalty Deferred	Payable Amount	SEP Offset
PWS	48413	Wildwood MHP Villages LLC	2014-0388-PWS-E	LUBBOCK	3/5/2015	\$463	\$0	\$463	\$0
PWS	49055	City of Winona	2014-1072-PWS-E	SMITH	3/12/2015	\$254	\$50	\$204	\$0
PWS	49376	City of Granite Shoals	2014-1406-PWS-E	BURNET	3/12/2015	\$430	\$86	\$344	\$0
PWS	49095	Caza Ranches LLC	2014-1122-PWS-E	ZAVALA	3/12/2015	\$1,444	\$288	\$1,156	\$0
PWS	49107	Energy Transfer Partners, L.P.	2014-1140-PWS-E	HARRIS	3/12/2015	\$3,916	\$783	\$1,567	\$1,566
PWS	49520	Southland ISD	2014-1557-PWS-E	GARZA	3/12/2015	\$165	\$165	\$0	\$0
PWS	49313	City of Toyah	2014-1328-PWS-E	REEVES	3/12/2015	\$360	\$72	\$288	\$0
PWS	49125	R&K Weiman MHP, L.C.	2014-1155-PWS-E	HARRIS	3/12/2015	\$3,689	\$737	\$2,952	\$0
PWS	49013	Turtle Cove Lot Owners Association, Inc.	2014-1025-PWS-E	BRAZORIA	3/12/2015	\$605	\$121	\$484	\$0
PWS	49116	Harvest Family Church of the Assemblies of God	2014-1145-PWS-E	HARRIS	3/12/2015	\$1,250	\$250	\$1,000	\$0
PWS	36946	Lake Whitney Resorts, LLC	2014-0749-PWS-E	HILL	3/13/2015	\$4,077	\$0	\$4,077	\$0
PWS	48927	Unimin Corporation	2014-0940-PWS-E	MCCULLOCH	3/13/2015	\$660	\$660	\$0	\$0
PWS	49273	Aqua Utilities, Inc.	2014-1299-PWS-E	PARKER	3/13/2015	\$3,150	\$3,150	\$0	\$0
PWS	41935	Greenwood Ventures Inc. *	2013-2006-PWS-E	MIDLAND	3/13/2015	\$2,025	\$0	\$2,025	\$0
PWS	49465	City of China	2014-1502-PWS-E	JEFFERSON	3/15/2015	\$672	\$134	\$538	\$0
PWS	49504	Commodore Cove Improvement District	2014-1536-PWS-E	BRAZORIA	3/15/2015	\$168	\$33	\$135	\$0
PWS	49397	Ozark Bottled Water, Inc.	2014-1470-PWS-E	TRAVIS	3/15/2015	\$308	\$61	\$247	\$0
PWS	49246	K C Utilities, Inc.	2014-1265-PWS-E	BRAZORIA	3/15/2015	\$1,926	\$385	\$1,541	\$0
PWS	49036	Voyles, LLC	2014-1081-PWS-E	FAYETTE	3/15/2015	\$950	\$190	\$760	\$0
PWS	49177	Texas Conference Association Of Seventh-Day Adventists	2014-1233-PWS-E	BOSQUE	3/15/2015	\$50	\$10	\$40	\$0
PWS	49388	Ishan Enterprises, Inc.	2014-1419-PWS-E	FORT BEND	3/15/2015	\$358	\$71	\$287	\$0
PWS	49316	Heart O' Texas Council of the Boy Scouts of America	2014-1337-PWS-E	WISE	3/15/2015	\$420	\$84	\$336	\$0
PWS	49420	City Of Midland	2014-1449-PWS-E	MIDLAND	3/15/2015	\$2,310	\$462	\$1,848	\$0
PWS	49468	Wright City WSC	2014-1499-PWS-E	SMITH	3/15/2015	\$562	\$112	\$450	\$0
PWS	49025	Cole DG Lubbock (FM 40) TX, LLC	2014-1033-PWS-E	LUBBOCK	3/15/2015	\$1,392	\$278	\$1,114	\$0
PWS	49193	Sanders, Sory *	2014-1239-PWS-E	MONTGOMERY	3/15/2015	\$423	\$84	\$339	\$0
PWS	49131	City of Livingston	2014-1166-PWS-E	POLK	3/15/2015	\$1,559	\$311	\$1,248	\$0
PWS	48954	Flomot Water Supply Corporation	2014-0974-PWS-E	MOTLEY	3/15/2015	\$1,610	\$321	\$1,289	\$0
PWS	49067	Utilities Investment Company, Inc.	2014-1088-PWS-E	HARRIS	4/4/2015	\$3,733	\$746	\$2,987	\$0
PWS	49390	CORRIENTE INVESTMENTS, LLC	2014-1427-PWS-E	UVALDE	4/4/2015	\$1,568	\$313	\$1,255	\$0
PWS	48811	Wigginsville Victory Tabernacle	2014-0814-PWS-E	MONTGOMERY	4/4/2015	\$1,380	\$276	\$1,104	\$0
PWS	49509	Heart O' Texas Council of the Boy Scouts of America	2014-1548-PWS-E	BELL	4/4/2015	\$390	\$78	\$312	\$0
PWS	49150	American Heritage Housing Corporation	2014-1171-PWS-E	HARRIS	4/4/2015	\$2,487	\$496	\$996	\$995
PWS	49552	City of Denison	2014-1594-PWS-E	GRAYSON	4/4/2015	\$1,093	\$218	\$875	\$0
PWS	49170	Dario Guerra V. III	2014-1196-PWS-E	FRIO	4/4/2015	\$740	\$148	\$296	\$296
PWS	49511	Red River County Water Supply Corporation	2014-1552-PWS-E	RED RIVER	4/4/2015	\$1,471	\$294	\$1,177	\$0
PWS	49652	CITY OF COAHOMA	2014-1696-PWS-E	HOWARD	4/4/2015	\$300	\$60	\$240	\$0
PWS	49158	RICHARDSON, ROGER D *	2014-1185-PWS-E	NAVARRO	4/4/2015	\$1,292	\$258	\$1,034	\$0

## Singles Programs

## Appendix 11: List of Administrative Orders Issued - FY 2015

Date Range Selected : 09/01/2014 - 08/31/2015

PGM	Case No.	Respondent Name	Docket#	County	Order Date	Penalty Assessed	Penalty Deferred	Payable Amount	SEP Offset
PWS	49497	TRI TRY WATER CORP.	2014-1532-PWS-E	STONEWALL	4/4/2015	\$400	\$80	\$320	\$0
PWS	49380	Sam Rayburn Water, Inc.	2014-1415-PWS-E	SAN AUGUSTINE	4/4/2015	\$1,458	\$291	\$1,167	\$0
PWS	49028	Braskem America, Inc.	2014-1048-PWS-E	HARRIS	4/4/2015	\$3,370	\$674	\$2,696	\$0
PWS	49532	Christian Tabernacle of Houston, Inc.	2014-1578-PWS-E	HARRIS	4/4/2015	\$150	\$30	\$120	\$0
PWS	49593	City Of Wells	2014-1638-PWS-E	CHEROKEE	4/4/2015	\$138	\$27	\$111	\$0
PWS	49405	Virginia L. Myers *	2014-1456-PWS-E	TARRANT	4/4/2015	\$1,271	\$254	\$1,017	\$0
PWS	49399	Lower Valley Water District	2014-1435-PWS-E	EL PASO	4/4/2015	\$1,400	\$280	\$1,120	\$0
PWS	49188	City of Bishop	2014-1232-PWS-E	NUECES	4/4/2015	\$315	\$63	\$252	\$0
PWS	48483	Colleen Ortiz *	2014-0461-PWS-E	BURNET	4/9/2015	\$550	\$0	\$550	\$0
PWS	49320	Clean Harbors San Leon, Inc.	2014-1366-PWS-E	GALVESTON	4/9/2015	\$234	\$234	\$0	\$0
PWS	48218	Coke County Water Supply Corporation	2014-0188-PWS-E	COKE	4/9/2015	\$1,957	\$1,957	\$0	\$0
PWS	48196	Prairie Grove WSC	2014-0128-PWS-E	ANGELINA	4/9/2015	\$2,044	\$0	\$2,044	\$0
PWS	49350	Managed Care Center for Addictive and Other Disorders	2014-1373-PWS-E	LUBBOCK	4/9/2015	\$172	\$172	\$0	\$0
PWS	49304	Aqua Development, Inc.	2014-1318-PWS-E	HARRIS	4/9/2015	\$345	\$345	\$0	\$0
PWS	49157	City of San Marcos	2014-1188-PWS-E	HAYS	4/9/2015	\$345	\$0	\$0	\$345
PWS	49664	City of Glen Rose	2014-1717-PWS-E	SOMERVELL	4/23/2015	\$740	\$148	\$592	\$0
PWS	49570	City of Gregory	2014-1610-PWS-E	SAN PATRICIO	4/23/2015	\$525	\$105	\$420	\$0
PWS	49551	Maverick County	2014-1592-PWS-E	*MULTIPLE	4/23/2015	\$1,015	\$203	\$812	\$0
PWS	49646	City of Big Wells	2014-1702-PWS-E	DIMMIT	4/23/2015	\$643	\$128	\$515	\$0
PWS	49522	City of Diboll	2014-1559-PWS-E	ANGELINA	4/23/2015	\$736	\$147	\$589	\$0
PWS	48967	LOUDEN, MIKE L	2014-0980-PWS-E	LUBBOCK	4/23/2015	\$3,542	\$708	\$2,834	\$0
PWS	49705	Cari Stancik *	2014-1756-PWS-E	JACKSON	4/23/2015	\$505	\$101	\$404	\$0
PWS	49712	Lake Livingston Heights Water Supply Corporation	2014-1763-PWS-E	WALKER	4/23/2015	\$315	\$63	\$252	\$0
PWS	49833	City of Asherton	2014-1874-PWS-E	DIMMIT	4/23/2015	\$747	\$149	\$598	\$0
PWS	49389	LEMLEY, DORIS L	2014-1420-PWS-E	LIMESTONE	4/23/2015	\$700	\$140	\$560	\$0
PWS	49416	Donald R. Cole	2014-1468-MLM-E	PARKER	4/23/2015	\$866	\$173	\$693	\$0
PWS	49370	MOWLES, KENNETH	2014-1397-PWS-E	ARANSAS	4/23/2015	\$550	\$110	\$440	\$0
PWS	49467	Yes Communities, Inc.	2014-1500-PWS-E	HARRIS	4/23/2015	\$100	\$20	\$80	\$0
PWS	49549	Callahan County Water Supply Corporation	2014-1597-PWS-E	CALLAHAN	4/23/2015	\$213	\$213	\$0	\$0
PWS	49252	City of Wellington	2014-1297-PWS-E	COLLINGSWORTH	4/27/2015	\$2,000	\$2,000	\$0	\$0
PWS	49378	Heritage Financial Group, Inc.	2014-1404-PWS-E	HARRISON	4/27/2015	\$1,245	\$0	\$1,245	\$0
PWS	49244	Langham Creek Machine Works, Inc.	2014-1263-PWS-E	HARRIS	4/27/2015	\$1,659	\$0	\$1,659	\$0
PWS	48938	J&S Water Company, L. L. C.	2014-0955-PWS-E	CHAMBERS	4/27/2015	\$550	\$0	\$550	\$0
PWS	48989	Bloomington Independent School District	2014-1007-PWS-E	VICTORIA	4/27/2015	\$1,029	\$0	\$1,029	\$0
PWS	49377	Tom Green County FWSD 2	2014-1405-PWS-E	TOM GREEN	4/29/2015	\$1,170	\$0	\$1,170	\$0
PWS	49768	Eastern Cass Water Supply Corporation	2014-1808-PWS-E	CASS	5/7/2015	\$330	\$66	\$264	\$0
PWS	49347	Laguna Madre Water District	2014-1367-PWS-E	CAMERON	5/7/2015	\$1,170	\$0	\$1,170	\$0
PWS	49178	RANCHO LA FUENTE PARTNERS LLC	2014-1211-PWS-E	BRAZORIA	5/7/2015	\$1,915	\$0	\$1,915	\$0

## Singles Programs

## Appendix 11: List of Administrative Orders Issued - FY 2015

Date Range Selected : 09/01/2014 - 08/31/2015

PGM	Case No.	Respondent Name	Docket#	County	Order Date	Penalty Assessed	Penalty Deferred	Payable Amount	SEP Offset
PWS	49857	South Texas Electric Cooperative, Inc.	2015-0007-PWS-E	VICTORIA	5/7/2015	\$54	\$10	\$44	\$0
PWS	49812	Jonathan Law	2014-1853-PWS-E	GALVESTON	5/7/2015	\$200	\$40	\$160	\$0
PWS	49314	City of Yorktown	2014-1338-PWS-E	DEWITT	5/7/2015	\$1,411	\$282	\$1,129	\$0
PWS	49126	City of Dumas	2014-1157-PWS-E	MOORE	5/7/2015	\$1,378	\$0	\$1,378	\$0
PWS	49051	Pettus Municipal Utility District	2014-1120-PWS-E	BEE	5/7/2015	\$753	\$0	\$753	\$0
PWS	49546	Tri-County Point Property Owners Association	2014-1590-PWS-E	JACKSON	5/7/2015	\$2,448	\$489	\$1,959	\$0
PWS	40049	Kas Investments, Ltd.	2013-0979-PWS-E	BRAZORIA	5/7/2015	\$4,932	\$0	\$4,932	\$0
PWS	49663	Paint Creek Wsc	2014-1716-PWS-E	HASKELL	5/7/2015	\$390	\$390	\$0	\$0
PWS	48264	Altoga Water Supply Corporation	2014-0217-PWS-E	COLLIN	5/7/2015	\$160	\$0	\$160	\$0
PWS	48790	John Chacko	2014-0810-UTL-E	FORT BEND	5/7/2015	\$275	\$55	\$220	\$0
PWS	49548	City of Hackberry	2014-1591-PWS-E	DENTON	5/7/2015	\$321	\$64	\$257	\$0
PWS	49242	H2O Tech, Inc.	2014-1251-PWS-E	HARRIS	5/7/2015	\$2,203	\$0	\$2,203	\$0
PWS	49481	New Jerusalem Whole Truth Church Of Houston, Inc.	2014-1515-PWS-E	HARRIS	5/7/2015	\$780	\$0	\$780	\$0
PWS	49175	Bapa Krupa, LLC	2014-1212-PWS-E	HARRIS	5/7/2015	\$162	\$32	\$130	\$0
PWS	49804	Ranger Utility Company	2014-1841-PWS-E	BOWIE	5/21/2015	\$808	\$161	\$647	\$0
PWS	49659	Kamira Property Owners Association, Inc.	2014-1710-PWS-E	KERR	5/21/2015	\$210	\$210	\$0	\$0
PWS	48964	Racetrac Petroleum, Inc.	2014-0977-PWS-E	HARRIS	5/21/2015	\$250	\$50	\$200	\$0
PWS	48909	Cade Lakes Water Supply Corporation	2014-0912-PWS-E	BURLESON	5/21/2015	\$1,136	\$227	\$909	\$0
PWS	49700	Hooks Mobile Home Park, Ltd.	2014-1755-PWS-E	HARRIS	5/21/2015	\$3,356	\$671	\$2,685	\$0
PWS	49694	Centerline Water Supply Corporation	2014-1744-PWS-E	BURLESON	5/21/2015	\$1,396	\$279	\$1,117	\$0
PWS	49163	Thirsty Parrot, LLC	2014-1194-PWS-E	WALLER	5/21/2015	\$230	\$46	\$184	\$0
PWS	49733	C.V.W.S., Inc.	2014-1780-PWS-E	HARRISON	5/21/2015	\$1,420	\$283	\$1,137	\$0
PWS	49677	Conroe Independent School District	2014-1731-PWS-E	MONTGOMERY	5/21/2015	\$1,309	\$261	\$1,048	\$0
PWS	49477	City of Lawn	2014-1512-PWS-E	TAYLOR	5/21/2015	\$2,390	\$478	\$1,912	\$0
PWS	48423	Raymond Wong	2014-0384-PWS-E	HARRIS	5/23/2015	\$2,529	\$0	\$2,529	\$0
PWS	49042	Susan Cole *	2014-1062-PWS-E	PARKER	5/23/2015	\$2,571	\$0	\$2,571	\$0
PWS	49191	High Frontier Realty, Inc.	2014-1241-PWS-E	JEFF DAVIS	5/23/2015	\$845	\$0	\$845	\$0
PWS	49453	D P R Water Supply Corporation	2014-1489-PWS-E	FISHER	5/23/2015	\$630	\$630	\$0	\$0
PWS	48468	Fazio Family Investments, Inc.	2014-0446-PWS-E	BANDERA	5/23/2015	\$1,435	\$0	\$1,435	\$0
PWS	49339	Riddle, John	2014-1361-PWS-E	HAYS	5/23/2015	\$548	\$0	\$548	\$0
PWS	42539	Buchanan Lake Village, Inc.	2013-1410-PWS-E	LLANO	5/23/2015	\$137	\$0	\$137	\$0
PWS	49521	Brazosport Independent School District	2014-1558-PWS-E	BRAZORIA	5/23/2015	\$645	\$0	\$645	\$0
PWS	49338	Abraxas Corporation	2014-1360-PWS-E	PARKER	5/23/2015	\$588	\$588	\$0	\$0
PWS	49117	Daniel Memorial Baptist Encampment, Inc.	2014-1148-PWS-E	PANOLA	5/23/2015	\$531	\$0	\$531	\$0
PWS	49591	Umbarger Community Water Supply Corporation	2014-1629-PWS-E	RANDALL	5/23/2015	\$1,020	\$0	\$1,020	\$0
PWS	48457	Dennis Pavlicek *	2014-0431-PWS-E	*MULTIPLE	5/27/2015	\$575	\$0	\$575	\$0
PWS	49959	Howard C. Bigham Jr.	2015-0103-PWS-E	SCURRY	6/4/2015	\$122	\$24	\$98	\$0
PWS	49910	Phillips & Wright Inc	2015-0056-PWS-E	LLANO	6/4/2015	\$154	\$30	\$124	\$0

Date Range Selected : 09/01/2014 - 08/31/2015

PGM	Case No.	Respondent Name	Docket#	County	Order Date	Penalty Assessed	Penalty Deferred	Payable Amount	SEP Offset
PWS	50228	VILLANUEVA, ADAN	2015-0395-WOC-E	BEE	6/4/2015	\$175	\$0	\$175	\$0
PWS	49611	Clara Hills Civic Association	2014-1652-PWS-E	BURLESON	6/4/2015	\$822	\$164	\$658	\$0
PWS	49971	Somervell County Water District	2015-0114-PWS-E	SOMERVELL	6/4/2015	\$300	\$60	\$240	\$0
PWS	49151	Mark Stewart dba Stewart Water	2014-1172-PWS-E	*MULTIPLE	6/4/2015	\$357	\$71	\$286	\$0
PWS	49651	Talley Water Supply Corporation	2014-1697-PWS-E	HARRISON	6/4/2015	\$504	\$100	\$404	\$0
PWS	49835	City of Danbury	2014-1882-PWS-E	BRAZORIA	6/4/2015	\$178	\$178	\$0	\$0
PWS	49872	City of Jayton	2015-0037-PWS-E	KENT	6/4/2015	\$135	\$27	\$108	\$0
PWS	49508	City of Camp Wood	2014-1549-PWS-E	REAL	6/4/2015	\$1,075	\$215	\$860	\$0
PWS	49943	Alto Rural Water Supply Corporation	2015-0083-PWS-E	CHEROKEE	6/4/2015	\$702	\$140	\$562	\$0
PWS	49856	Angeline Grigar	2014-1902-PWS-E	WHARTON	6/4/2015	\$548	\$109	\$439	\$0
PWS	49750	Anderson Water Company, Inc.	2014-1789-PWS-E	GRIMES	6/4/2015	\$919	\$183	\$736	\$0
PWS	49898	Saddle & Surrey Acres WSC	2015-0042-PWS-E	MONTGOMERY	6/4/2015	\$420	\$84	\$336	\$0
PWS	49698	Pilot Point Rural Water Supply, Inc.	2014-1743-PWS-E	DENTON	6/4/2015	\$1,275	\$254	\$1,021	\$0
PWS	49141	Crystal Clear Water Supply Corporation	2014-1175-PWS-E	GUADALUPE	6/12/2015	\$8,100	\$1,620	\$6,480	\$0
PWS	49640	Fry Road Municipal Utility District	2014-1687-PWS-E	HARRIS	6/12/2015	\$315	\$315	\$0	\$0
PWS	49725	Port Alto Homeowners' Association District #1, Inc.	2014-1776-PWS-E	CALHOUN	6/12/2015	\$650	\$0	\$650	\$0
PWS	49261	North Cherokee Wsc	2014-1290-PWS-E	CHEROKEE	6/12/2015	\$2,574	\$0	\$2,574	\$0
PWS	49225	City of Fritch	2014-1227-PWS-E	HUTCHINSON	6/12/2015	\$3,220	\$0	\$3,220	\$0
PWS	49858	Rosebud-Lott Independent School District	2015-0005-PWS-E	FALLS	6/18/2015	\$172	\$172	\$0	\$0
PWS	49888	Lass Utility Service Company Inc	2015-0057-PWS-E	MCLENNAN	6/18/2015	\$183	\$36	\$147	\$0
PWS	49779	JJM Development, Inc.	2014-1821-PWS-E	EL PASO	6/18/2015	\$262	\$52	\$210	\$0
PWS	49909	Kingsbridge Municipal Utility District	2015-0047-PWS-E	FORT BEND	6/18/2015	\$945	\$189	\$756	\$0
PWS	49783	Dacus Land & Cattle Co.	2014-1826-PWS-E	FORT BEND	6/18/2015	\$328	\$65	\$263	\$0
PWS	49524	Bell-Milam-Falls Water Supply Corporation	2014-1569-PWS-E	BELL	6/18/2015	\$792	\$158	\$634	\$0
PWS	49726	MAUKA WATER LTD	2014-1778-PWS-E	JOHNSON	6/18/2015	\$1,683	\$336	\$1,347	\$0
PWS	48265	Suzana Saladin *	2014-0244-PWS-E	*MULTIPLE	6/18/2015	\$2,494	\$498	\$1,996	\$0
PWS	49680	ABF, INC.	2014-1729-PWS-E	HARRISON	6/18/2015	\$3,406	\$681	\$2,725	\$0
PWS	49695	Providence Village Water Control and Improvement District	2014-1745-PWS-E	DENTON	6/18/2015	\$157	\$31	\$126	\$0
PWS	50095	Baybrook Municipal Utility District 1	2015-0253-PWS-E	HARRIS	6/18/2015	\$330	\$66	\$264	\$0
PWS	48968	WTR Real Estate Holdings, L.C.	2014-0981-PWS-E	LUBBOCK	6/25/2015	\$2,293	\$0	\$2,293	\$0
PWS	48039	Oak Terrace Estates, Inc. *	2013-2199-PWS-E	POLK	6/25/2015	\$950	\$0	\$950	\$0
PWS	49556	Shawn M. Horvath	2014-1598-PWS-E	DENTON	7/2/2015	\$95	\$0	\$95	\$0
PWS	48982	Kyle Freeman	2014-1008-PWS-E	JOHNSON	7/2/2015	\$4,101	\$0	\$4,101	\$0
PWS	50159	City of Justin	2015-0306-PWS-E	DENTON	7/10/2015	\$312	\$62	\$250	\$0
PWS	49870	City of Lawn	2015-0016-PWS-E	TAYLOR	7/10/2015	\$800	\$160	\$640	\$0
PWS	50000	Barton WSC	2015-0153-PWS-E	ERATH	7/10/2015	\$1,250	\$250	\$1,000	\$0
PWS	50383	DURAN, JAIME JR	2015-0577-WOC-E	EL PASO	7/10/2015	\$175	\$0	\$175	\$0
PWS	49930	City of Moulton	2015-0078-PWS-E	LAVACA	7/10/2015	\$202	\$40	\$162	\$0

Date Range Selected : 09/01/2014 - 08/31/2015

PGM	Case No.	Respondent Name	Docket#	County	Order Date	Penalty Assessed	Penalty Deferred	Payable Amount	SEP Offset
PWS	49927	Council Creek Village, Inc.	2015-0070-PWS-E	BURNET	7/10/2015	\$371	\$371	\$0	\$0
PWS	50144	City of Gonzales	2015-0299-PWS-E	GONZALES	7/10/2015	\$1,320	\$264	\$1,056	\$0
PWS	49016	Sanhedrin II, L.P.	2014-1028-PWS-E	HARRIS	7/10/2015	\$3,573	\$0	\$3,573	\$0
PWS	48678	James McIntire	2014-0677-PWS-E	VAL VERDE	7/10/2015	\$2,325	\$0	\$2,325	\$0
PWS	49952	Axtell Water Supply Corporation	2015-0101-PWS-E	MCLENNAN	7/10/2015	\$613	\$122	\$491	\$0
PWS	49583	Rhonda C. Vanover	2014-1624-PWS-E	LUBBOCK	7/10/2015	\$483	\$0	\$483	\$0
PWS	49604	City of Huxley	2014-1646-PWS-E	SHELBY	7/17/2015	\$507	\$0	\$507	\$0
PWS	49041	Jorge & Flor Trucking LLC	2014-1061-PWS-E	MIDLAND	7/17/2015	\$726	\$0	\$726	\$0
PWS	49825	City of Burnet	2014-1870-PWS-E	BURNET	7/17/2015	\$690	\$0	\$690	\$0
PWS	49550	City of Santa Rosa	2014-1593-PWS-E	CAMERON	7/17/2015	\$1,662	\$0	\$1,662	\$0
PWS	49394	Marin Gonzalez	2014-1422-PWS-E	HIDALGO	7/17/2015	\$756	\$0	\$756	\$0
PWS	50027	City of Aspermont	2015-0182-PWS-E	STONEWALL	7/19/2015	\$435	\$87	\$348	\$0
PWS	49987	Trevan S. Fluitt	2015-0135-PWS-E	HAYS	7/19/2015	\$100	\$20	\$80	\$0
PWS	50115	City of Rochester	2015-0267-PWS-E	HASKELL	7/19/2015	\$432	\$86	\$346	\$0
PWS	50132	City of Bartlett	2015-0288-PWS-E	WILLIAMSON	7/19/2015	\$1,055	\$211	\$844	\$0
PWS	50004	Debbie Block	2015-0151-PWS-E	ORANGE	7/19/2015	\$198	\$198	\$0	\$0
PWS	49860	Clay WSC	2015-0006-PWS-E	BURLESON	7/19/2015	\$1,438	\$287	\$1,151	\$0
PWS	47922	WOODMEN OF THE WORLD SOUTHWEST TEXAS FRATERNAL ASS	2013-2049-PWS-E	BANDERA	7/19/2015	\$660	\$132	\$528	\$0
PWS	50138	Rusk Rural Water Supply Corporation	2015-0307-PWS-E	CHEROKEE	7/19/2015	\$256	\$51	\$205	\$0
PWS	50305	City of Wylie	2015-0483-PWS-E	COLLIN	7/19/2015	\$225	\$45	\$180	\$0
PWS	50259	Orbit Systems, Inc.	2015-0426-PWS-E	BRAZORIA	7/19/2015	\$150	\$30	\$120	\$0
PWS	50119	Lake Livingston Water Supply and Sewer Service Corporation	2015-0276-PWS-E	POLK	7/19/2015	\$500	\$100	\$400	\$0
PWS	49010	Wayne H. Lanier, Jr.	2014-1055-PWS-E	MONTGOMERY	8/6/2015	\$2,286	\$0	\$2,286	\$0
PWS	49755	Ha Van Nguyen	2014-1798-PWS-E	BURNET	8/10/2015	\$2,214	\$0	\$2,214	\$0
PWS	50237	Palo Duro Service Company, Inc.	2015-0393-PWS-E	WISE	8/10/2015	\$72	\$14	\$58	\$0
PWS	49989	Riverside Water Supply Corporation	2015-0152-PWS-E	WALKER	8/10/2015	\$1,035	\$207	\$828	\$0
PWS	49624	Duran Apartment Management Inc	2014-1667-PWS-E	BEXAR	8/10/2015	\$1,509	\$301	\$1,208	\$0
PWS	49631	James L. Oxford	2014-1684-PWS-E	BEE	8/10/2015	\$844	\$0	\$844	\$0
PWS	49869	City of Knox City	2015-0010-PWS-E	KNOX	8/10/2015	\$345	\$345	\$0	\$0
PWS	50171	City of Pilot Point	2015-0332-PWS-E	DENTON	8/10/2015	\$1,590	\$318	\$1,272	\$0
PWS	49587	Janie Hibdon *	2014-1630-PWS-E	BANDERA	8/10/2015	\$635	\$0	\$635	\$0
PWS	50003	Eola Water Supply Corporation	2015-0157-PWS-E	*MULTIPLE	8/10/2015	\$101	\$20	\$81	\$0
PWS	49709	Fielder Burnett	2014-1761-PWS-E	RANDALL	8/10/2015	\$900	\$0	\$900	\$0
PWS	49879	Gary C. Aardal	2015-0023-PWS-E	ERATH	8/10/2015	\$277	\$277	\$0	\$0
PWS	49815	Wendell R. Black *	2014-1862-PWS-E	COOKE	8/10/2015	\$899	\$0	\$899	\$0
PWS	48915	RODRIGUEZ, MICHAEL	2014-0915-PWS-E	ORANGE	8/10/2015	\$1,242	\$0	\$1,242	\$0
PWS	50267	Aqua Utilities, Inc.	2015-0427-PWS-E	BRAZORIA	8/10/2015	\$71	\$14	\$57	\$0

## Singles Programs

## Appendix 11: List of Administrative Orders Issued - FY 2015

Date Range Selected : 09/01/2014 - 08/31/2015

PGM	Case No.	Respondent Name	Docket#	County	Order Date	Penalty Assessed	Penalty Deferred	Payable Amount	SEP Offset
PWS	50343	City of Cisco	2015-0534-PWS-E	EASTLAND	8/10/2015	\$980	\$196	\$784	\$0
PWS	50252	Howard T. Nelius	2015-0411-PWS-E	AUSTIN	8/10/2015	\$510	\$510	\$0	\$0
PWS	50515	WILLIAMS, TERRI	2015-0718-WOC-E	LYNN	8/10/2015	\$175	\$0	\$175	\$0
PWS	49893	Presidio County Water Improvement District 1	2015-0038-PWS-E	PRESIDIO	8/10/2015	\$210	\$210	\$0	\$0
PWS	50170	Mcmullen County WCID 2	2015-0333-PWS-E	MCMULLEN	8/10/2015	\$1,396	\$278	\$1,118	\$0
PWS	49861	City of Silverton	2015-0009-PWS-E	BRISCOE	8/10/2015	\$178	\$178	\$0	\$0
PWS	50262	ARC DGLBKT004, LLC	2015-0431-PWS-E	*MULTIPLE	8/10/2015	\$2,467	\$493	\$1,974	\$0
PWS	50254	Bosque Basin Water Supply Corporation	2015-0419-PWS-E	*MULTIPLE	8/17/2015	\$100	\$20	\$80	\$0
PWS	50316	Maria Medeles *	2015-0490-PWS-E	HARRIS	8/17/2015	\$412	\$82	\$330	\$0
PWS	50306	City of Henderson	2015-0486-PWS-E	RUSK	8/17/2015	\$330	\$66	\$264	\$0
PWS	50331	Krebs Utilities, Inc. *	2015-0507-PWS-E	CHAMBERS	8/17/2015	\$1,307	\$260	\$1,047	\$0
PWS	50290	Dimmit County	2015-0462-PWS-E	DIMITT	8/17/2015	\$105	\$21	\$84	\$0
PWS	50190	Southview Baptist Church	2015-0358-PWS-E	BRAZORIA	8/17/2015	\$1,250	\$250	\$1,000	\$0
PWS	50528	Monarch Utilities I L.P.	2015-0724-PWS-E	*MULTIPLE	8/17/2015	\$330	\$66	\$264	\$0
PWS	50212	City of Beeville	2015-0385-PWS-E	BEE	8/17/2015	\$188	\$37	\$151	\$0
PWS	50268	City of Joaquin	2015-0440-PWS-E	SHELBY	8/17/2015	\$390	\$78	\$312	\$0
PWS	50120	Rayburn Country Municipal Utility District	2015-0275-PWS-E	JASPER	8/17/2015	\$616	\$123	\$0	\$493
PWS	50423	Windsor Water Company	2015-0617-PWS-E	MCLENNAN	8/17/2015	\$148	\$29	\$119	\$0
PWS	49932	Sam Rayburn Water, Inc.	2015-0079-PWS-E	SAN AUGUSTINE	8/24/2015	\$702	\$0	\$702	\$0
PWS	45067	Rodell Water System, Inc.	2014-1788-PWS-E	LEON	8/24/2015	\$4,558	\$0	\$4,558	\$0
PWS	48195	Spring Meadow Mobile Home Park, LLC	2014-0129-PWS-E	MIDLAND	8/24/2015	\$1,616	\$0	\$1,616	\$0
PWS	50414	Matagorda Waste Disposal & Water Supply Corporation	2015-0603-PWS-E	MATAGORDA	8/24/2015	\$345	\$0	\$345	\$0
PWS	49884	City Of Follett	2015-0025-PWS-E	LIPSCOMB	8/24/2015	\$1,202	\$0	\$1,202	\$0
PWS	50300	STANLEY MOBILE HOME PARK, LLC	2015-0478-PWS-E	MIDLAND	8/24/2015	\$1,320	\$1,320	\$0	\$0
PWS	50146	City of Stamford	2015-0303-PWS-E	JONES	8/24/2015	\$1,327	\$0	\$1,327	\$0
PWS	49775	National Park Service	2014-1822-PWS-E	GILLESPIE	8/24/2015	\$367	\$0	\$367	\$0
PWS	49950	Richard Billings	2015-0098-PWS-E	GUADALUPE	8/24/2015	\$1,303	\$0	\$1,303	\$0
PWS	49902	Salem Elm Ridge WSC	2015-0049-PWS-E	MILAM	8/24/2015	\$405	\$405	\$0	\$0
PWS	49658	City of Haskell	2014-1709-PWS-E	HASKELL	8/24/2015	\$1,326	\$0	\$1,326	\$0
PWS	49706	Charles M. Watts	2014-1754-PWS-E	MARION	8/30/2015	\$1,737	\$0	\$1,737	\$0
PWS	49567	Catalpa Water Supply Corporation	2014-1612-PWS-E	RANDALL	8/30/2015	\$690	\$0	\$690	\$0
PWS	49855	Jana Gardner *	2014-1901-PWS-E	BRAZORIA	8/31/2015	\$782	\$156	\$626	\$0
PWS	50370	Sagerton Wsc	2015-0557-PWS-E	HASKELL	8/31/2015	\$165	\$33	\$132	\$0
PWS	49717	City of LaDonia	2014-1768-PWS-E	FANNIN	8/31/2015	\$1,130	\$226	\$904	\$0
PWS	50472	Grassland Water Supply Corporation	2015-0677-PWS-E	LYNN	8/31/2015	\$930	\$186	\$744	\$0
PWS	50084	Samuel Coronado	2015-0237-PWS-E	CAMERON	8/31/2015	\$53	\$10	\$43	\$0
PWS	50251	City of Nome	2015-0410-PWS-E	JEFFERSON	8/31/2015	\$805	\$161	\$644	\$0
PWS	50142	Heart O' Texas Council of the Boy Scouts of America	2015-0297-PWS-E	PALO PINTO	8/31/2015	\$1,722	\$344	\$1,378	\$0

## Singles Programs

## Appendix 11: List of Administrative Orders Issued - FY 2015

Date Range Selected : 09/01/2014 - 08/31/2015

PGM	Case No.	Respondent Name	Docket#	County	Order Date	Penalty Assessed	Penalty Deferred	Payable Amount	SEP Offset
PWS	50189	Bell-Milam-Falls Water Supply Corporation	2015-0392-WQ-E	BELL	8/31/2015	\$1,550	\$310	\$1,240	\$0
PWS	50386	City of Grapeland	2015-0578-PWS-E	HOUSTON	8/31/2015	\$250	\$50	\$200	\$0
<b>Subtotal for PWS : 421</b>						<b>\$609,716</b>	<b>\$102,125</b>	<b>\$503,896</b>	<b>\$3,695</b>
WATEI	47173	Cresson Crossroads, LLC	2013-1291-WR-E	HOOD	9/28/2014	\$550	\$0	\$550	\$0
WATEI	48958	William Roy Hennig	2014-0973-WR-E	CONCHO	10/6/2014	\$350	\$0	\$350	\$0
WATEI	48857	CHOLLA PETROLEUM, INC.	2014-0858-WR-E	KENT	10/6/2014	\$875	\$0	\$875	\$0
WATEI	48858	GONZALES AND ASSOCIATES	2014-0859-WR-E	JIM WELLS	10/6/2014	\$350	\$0	\$350	\$0
WATEI	48861	NET-MAR, LLC	2014-0862-WR-E	JASPER	10/6/2014	\$350	\$0	\$350	\$0
WATEI	48539	Enervest Operating, L.L.C.	2014-0522-WR-E	PARKER	10/6/2014	\$1,013	\$202	\$811	\$0
WATEI	48762	Marathon Oil EF LLC	2014-0932-WR-E	KENEDY	10/6/2014	\$350	\$0	\$350	\$0
WATEI	48476	ARTHUR, AUBREY *	2014-0440-WR-E	ERATH	10/6/2014	\$250	\$50	\$200	\$0
WATEI	48957	Reece Albert, Inc.	2014-0972-WR-E	MENARD	10/6/2014	\$875	\$0	\$875	\$0
WATEI	49002	W L Hayes Tank Truck Service	2014-1020-WR-E	SHACKELFORD	10/18/2014	\$350	\$0	\$350	\$0
WATEI	49091	MCCLENDON, RONNIE	2014-1146-WR-E	PALO PINTO	10/31/2014	\$350	\$0	\$350	\$0
WATEI	48653	PETTIT, LINDA MOORE	2014-0662-WR-E	COMANCHE	10/31/2014	\$400	\$80	\$320	\$0
WATEI	48386	David Hilsberg	2014-0348-WR-E	CORYELL	11/23/2014	\$250	\$0	\$250	\$0
WATEI	47910	QUINN, DAVID ROSS	2013-2054-WR-E	MCCULLOCH	11/23/2014	\$3,000	\$0	\$3,000	\$0
WATEI	49447	Salinas Construction Technologies, Ltd.	2014-1471-WR-E	UVALDE	12/20/2014	\$350	\$0	\$350	\$0
WATEI	49486	Glenn Fuqua, Inc.	2014-1534-WR-E	WALKER	12/20/2014	\$350	\$0	\$350	\$0
WATEI	49446	DEWITT COUNTY PRECINCT 2	2014-1472-WR-E	DEWITT	12/20/2014	\$350	\$0	\$350	\$0
WATEI	49444	Hills Construction	2014-1478-WR-E	DEWITT	1/12/2015	\$350	\$0	\$350	\$0
WATEI	49419	W. T. Byler Co., Inc.	2014-1451-WR-E	SAN PATRICIO	1/12/2015	\$350	\$0	\$350	\$0
WATEI	49364	Rio Water Supply Corporation	2014-1395-WR-E	STARR	1/12/2015	\$875	\$0	\$875	\$0
WATEI	49669	Reclamation Contractors of Texas & Company	2014-1724-WR-E	CHEROKEE	2/12/2015	\$350	\$0	\$350	\$0
WATEI	47180	SIMPSON, JANICE L *	2013-1290-WR-E	PALO PINTO	2/12/2015	\$2,500	\$500	\$2,000	\$0
WATEI	49793	Newark E&P Operating, LLC	2014-1888-WR-E	PALO PINTO	3/12/2015	\$875	\$0	\$875	\$0
WATEI	49792	KINSEY, PAUL DOUGLAS	2014-1889-WR-E	WISE	3/12/2015	\$350	\$0	\$350	\$0
WATEI	50176	Breckenridge Exploration Company, Inc.	2015-0341-WR-E	YOUNG	6/4/2015	\$350	\$0	\$350	\$0
WATEI	49054	City of Dalworthington Gardens	2014-1071-WR-E	TARRANT	6/4/2015	\$3,375	\$675	\$2,700	\$0
WATEI	47870	Gray TV Ranch, Ltd.	2013-1990-WR-E	MCCULLOCH	6/25/2015	\$2,620	\$0	\$1,310	\$1,310
WATEI	49584	LONG VILLAGE CLUB INC	2014-1626-WR-E	HARRISON	6/25/2015	\$1,500	\$0	\$1,500	\$0
WATEI	48412	BERRY, ROBERT *	2014-0378-WR-E	ERATH	6/25/2015	\$150	\$0	\$150	\$0
WATEI	49103	The Rains Family Limited Partnership	2014-1159-WR-E	KIMBLE	6/25/2015	\$1,000	\$0	\$1,000	\$0
WATEI	48001	GARDNER BURLESON, LOU ZANE *	2013-2168-WR-E	KIMBLE	7/10/2015	\$3,000	\$0	\$3,000	\$0
WATEI	49487	BRADLEY ROBINSON AS TRUSTEE OF BRADLEY S ROBINSON GST	2014-1527-WR-E	HOOD	7/19/2015	\$188	\$37	\$151	\$0
WATEI	50598	DOUGHERTY, STEPHEN TARLTON	2015-0812-WR-E	BEE	8/17/2015	\$875	\$0	\$875	\$0
<b>Subtotal for WATERIGHT : 33</b>						<b>\$29,071</b>	<b>\$1,544</b>	<b>\$26,217</b>	<b>\$1,310</b>

Date Range Selected : 09/01/2014 - 08/31/2015

PGM	Case No.	Respondent Name	Docket#	County	Order Date	Penalty Assessed	Penalty Deferred	Payable Amount	SEP Offset
WQ	42571	OMAR SALINAS	2013-2185-OSS-E	DUVAL	9/14/2014	\$6,250	\$0	\$6,250	\$0
WQ	47871	LEE, PAULA *	2013-1991-WQ-E	HARDIN	9/14/2014	\$24,937	\$0	\$24,937	\$0
WQ	42813	Marine Quest - Hidden Cove, L.P.	2013-1964-MWD-E	DENTON	9/19/2014	\$13,175	\$0	\$13,175	\$0
WQ	45279	Town of Mustang	2012-2160-MWD-E	NAVARRO	9/19/2014	\$25,012	\$0	\$25,012	\$0
WQ	48017	Southern Methodist University	2013-2171-WQ-E	DALLAS	9/19/2014	\$5,625	\$0	\$0	\$5,625
WQ	48129	Mauriceville Municipal Utility District	2014-0074-MWD-E	ORANGE	9/19/2014	\$27,187	\$5,437	\$0	\$21,750
WQ	47932	City of Annona	2013-1833-MWD-E	RED RIVER	9/19/2014	\$30,375	\$6,075	\$0	\$24,300
WQ	48449	Apple Inc.	2014-0419-EAQ-E	TRAVIS	9/19/2014	\$27,000	\$5,400	\$21,600	\$0
WQ	47667	City of East Tawakoni	2013-1768-MWD-E	RAINS	9/19/2014	\$21,388	\$0	\$0	\$21,388
WQ	45503	Austin Equipment Company, LC	2012-2360-EAQ-E	WILLIAMSON	9/19/2014	\$50,700	\$0	\$50,700	\$0
WQ	48059	Texas Department of Criminal Justice	2013-2221-MWD-E	BRAZORIA	9/19/2014	\$29,250	\$5,850	\$0	\$23,400
WQ	48439	City of Olney	2014-0405-MWD-E	YOUNG	9/22/2014	\$4,000	\$800	\$3,200	\$0
WQ	48585	Ranch Utilities, L.P.	2014-0575-MWD-E	PARKER	9/22/2014	\$6,000	\$1,200	\$4,800	\$0
WQ	48250	WATFORD, JUSTIN *	2014-0204-WQ-E	IRION	9/22/2014	\$1,312	\$262	\$1,050	\$0
WQ	48219	City of New Summerfield	2014-0174-MWD-E	CHEROKEE	9/22/2014	\$6,050	\$1,210	\$4,840	\$0
WQ	48692	CITY OF HENRIETTA	2014-0697-MWD-E	CLAY	9/22/2014	\$4,062	\$812	\$3,250	\$0
WQ	48580	4 WAY LAND & CATTLE, LLC	2014-0570-WQ-E	PARKER	9/22/2014	\$938	\$187	\$751	\$0
WQ	48437	City of Burnet	2014-0406-MWD-E	BURNET	9/22/2014	\$6,250	\$1,250	\$5,000	\$0
WQ	48382	City of Wharton	2014-0408-MWD-E	WHARTON	9/22/2014	\$1,925	\$385	\$1,540	\$0
WQ	48525	City of Glen Rose	2014-0512-MWD-E	SOMERVELL	9/22/2014	\$1,575	\$315	\$1,260	\$0
WQ	47426	City Of Mertzon	2013-1529-MWD-E	IRION	9/28/2014	\$2,438	\$0	\$2,438	\$0
WQ	48222	City of Ore City	2014-0173-MWD-E	UPSHUR	10/5/2014	\$25,737	\$0	\$0	\$25,737
WQ	48551	City of Pharr	2014-0531-MWD-E	HIDALGO	10/5/2014	\$876	\$0	\$876	\$0
WQ	45217	Greatwood Hospitality, Inc.	2012-2085-MWD-E	FORT BEND	10/5/2014	\$51,969	\$48,369	\$3,600	\$0
WQ	48099	Western Dairy Transport, L.L.C.	2014-0038-IWD-E	ERATH	10/5/2014	\$15,946	\$3,189	\$12,757	\$0
WQ	47736	City of Plano	2013-1868-WQ-E	COLLIN	10/5/2014	\$15,312	\$0	\$15,312	\$0
WQ	48956	CAMEO HOMES INC	2014-0992-WQ-E	BELL	10/6/2014	\$875	\$0	\$875	\$0
WQ	48935	Arnold Trucking, Inc.	2014-0949-WQ-E	HARRISON	10/6/2014	\$875	\$0	\$875	\$0
WQ	48859	Junction Builders, LLC	2014-0860-WQ-E	TAYLOR	10/6/2014	\$875	\$0	\$875	\$0
WQ	48607	FML Sand, LLC	2014-0605-OSS-E	MCCULLOCH	10/6/2014	\$168	\$33	\$135	\$0
WQ	48860	Teal Construction Company	2014-0861-WQ-E	HARDIN	10/6/2014	\$875	\$0	\$875	\$0
WQ	48709	City of Kenedy	2014-0731-IWD-E	KARNES	10/6/2014	\$1,800	\$360	\$1,440	\$0
WQ	48862	BULLARD BROTHERS PROPERTIES	2014-0857-WQ-E	HENDERSON	10/6/2014	\$875	\$0	\$875	\$0
WQ	48307	AGUIRRE, FELIPE	2014-0268-WQ-E	EL PASO	10/6/2014	\$2,625	\$525	\$2,100	\$0
WQ	48946	WALLEY, SIDNEY DEWAYNE	2014-0984-MLM-E	IRION	10/6/2014	\$350	\$0	\$350	\$0
WQ	49024	Midwest Engine, Inc.	2014-1045-WQ-E	DALLAS	10/6/2014	\$875	\$0	\$875	\$0
WQ	48919	Edanbra Development, L.C.	2014-0951-WQ-E	BELL	10/6/2014	\$875	\$0	\$875	\$0
WQ	49003	Megatel Homes, Inc.	2014-1021-WQ-E	COLLIN	10/6/2014	\$875	\$0	\$875	\$0



## Singles Programs

## Appendix 11: List of Administrative Orders Issued - FY 2015

Date Range Selected : 09/01/2014 - 08/31/2015

PGM	Case No.	Respondent Name	Docket#	County	Order Date	Penalty Assessed	Penalty Deferred	Payable Amount	SEP Offset
WQ	48661	TRENTCO MANAGMENT, LLC	2014-0664-WQ-E	KERR	10/6/2014	\$875	\$0	\$875	\$0
WQ	48633	CHARTWELL PROPERTIES, LP	2014-0633-WQ-E	WILLIAMSON	10/6/2014	\$1,125	\$225	\$900	\$0
WQ	48763	Sig-Longmire, LLC	2014-0770-WQ-E	MONTGOMERY	10/6/2014	\$875	\$0	\$875	\$0
WQ	46670	ORTEGA, SANDRA	2013-0757-MLM-E	IRION	10/9/2014	\$525	\$0	\$525	\$0
WQ	48286	ST EML, LLC	2014-0235-WQ-E	TARRANT	10/17/2014	\$8,750	\$1,750	\$7,000	\$0
WQ	45036	RICHTER LAND LLC	2012-1922-EAQ-E	COMAL	10/17/2014	\$12,000	\$8,400	\$3,600	\$0
WQ	48337	City of Deer Park	2014-0296-MWD-E	HARRIS	10/17/2014	\$22,875	\$4,575	\$18,300	\$0
WQ	47901	Paradise Isd	2013-2038-MWD-E	WISE	10/18/2014	\$7,250	\$1,450	\$0	\$5,800
WQ	49001	CHAMBERS, CLIFF J	2014-1022-OSI-E	HARDIN	10/18/2014	\$175	\$0	\$175	\$0
WQ	48797	Knife River Corporation - South	2014-0798-WQ-E	HARDIN	10/18/2014	\$938	\$187	\$751	\$0
WQ	48495	Beacon Estates Water Supply Corporation	2014-0471-MWD-E	WALLER	10/18/2014	\$6,600	\$1,320	\$5,280	\$0
WQ	48136	JEC JMC Development, LLC	2014-0085-WQ-E	KENDALL	10/18/2014	\$6,563	\$1,312	\$5,251	\$0
WQ	48595	Lone Star Industries, Inc.	2014-0587-IWD-E	NOLAN	10/18/2014	\$3,300	\$660	\$2,640	\$0
WQ	48004	Orange County Water Control and Improvement District No. 1	2013-2158-MWD-E	ORANGE	10/18/2014	\$3,625	\$725	\$2,900	\$0
WQ	46902	COOPER, JERRY LYNN	2013-0992-IWD-E	HARRIS	10/18/2014	\$4,950	\$990	\$3,960	\$0
WQ	46094	HD Recycling, LLC	2013-0208-WQ-E	PARKER	10/25/2014	\$6,250	\$5,050	\$1,200	\$0
WQ	48458	SCI CONSTRUCTION, LTD.	2014-0430-WQ-E	WILLIAMSON	10/25/2014	\$938	\$0	\$938	\$0
WQ	47841	Matus Construction Group, LLC	2013-1950-WQ-E	MCLENNAN	10/25/2014	\$2,500	\$0	\$2,500	\$0
WQ	48842	City of Rhome	2014-0842-MWD-E	WISE	10/27/2014	\$6,375	\$0	\$6,375	\$0
WQ	48150	Town of Flower Mound	2014-0104-WQ-E	DENTON	10/27/2014	\$8,625	\$0	\$8,625	\$0
WQ	47997	MEXITRON LLC	2013-2148-EAQ-E	BEXAR	10/27/2014	\$11,250	\$2,250	\$9,000	\$0
WQ	48700	Kempenaar Real Estate, Ltd.	2014-0706-AGR-E	HOPKINS	10/27/2014	\$11,475	\$2,295	\$9,180	\$0
WQ	44981	Whitharral Water and Sewer Service Supply Corporation	2012-1869-MWD-E	HOCKLEY	10/27/2014	\$19,795	\$16,195	\$3,600	\$0
WQ	47906	City of Conroe	2013-2028-MWD-E	MONTGOMERY	10/27/2014	\$8,400	\$1,680	\$0	\$6,720
WQ	48764	Mark Aldridge Custom Homes, LLC	2014-0771-WQ-E	TAYLOR	10/31/2014	\$875	\$0	\$875	\$0
WQ	48805	TRS Construction, Inc.	2014-0807-WQ-E	BRAZOS	10/31/2014	\$875	\$0	\$875	\$0
WQ	48723	City of Morgan's Point	2014-0718-MWD-E	HARRIS	10/31/2014	\$3,250	\$650	\$2,600	\$0
WQ	49145	BOLEN, DEAN L	2014-1180-WOC-E	LAMB	11/16/2014	\$175	\$0	\$175	\$0
WQ	49146	VARGAS, JUSTIN	2014-1179-WOC-E	LAMB	11/16/2014	\$175	\$0	\$175	\$0
WQ	49239	Balcones Minerals Corporation	2014-1270-WQ-E	FAYETTE	11/16/2014	\$875	\$0	\$875	\$0
WQ	49240	West Texas Paving, Inc	2014-1271-WQ-E	LUBBOCK	11/16/2014	\$875	\$0	\$875	\$0
WQ	48812	Highline Real Estate Group, LLC	2014-0818-EAQ-E	WILLIAMSON	11/16/2014	\$3,750	\$750	\$3,000	\$0
WQ	48752	PEREZ, EZEQUIEL ROMEO	2014-0756-WQ-E	WILLACY	12/6/2014	\$2,500	\$500	\$2,000	\$0
WQ	48555	Palo Pinto County	2014-0548-MWD-E	PALO PINTO	12/6/2014	\$2,850	\$570	\$2,280	\$0
WQ	48899	Golden SA Properties, LLC *	2014-1112-OSS-E	IRION	12/6/2014	\$787	\$157	\$630	\$0
WQ	48871	City Of Breckenridge	2014-0874-MWD-E	STEPHENS	12/6/2014	\$1,750	\$350	\$1,400	\$0
WQ	49062	City of Panorama Village	2014-1082-MWD-E	MONTGOMERY	12/6/2014	\$1,250	\$250	\$1,000	\$0

Date Range Selected : 09/01/2014 - 08/31/2015

PGM	Case No.	Respondent Name	Docket#	County	Order Date	Penalty Assessed	Penalty Deferred	Payable Amount	SEP Offset
WQ	45449	8 Mile Park, L.P.	2012-2343-MWD-E	BRAZORIA	12/6/2014	\$49,649	\$0	\$49,649	\$0
WQ	48945	BISHOP, TRAVIS LYNN	2014-0962-MWD-E	MONTGOMERY	12/6/2014	\$1,437	\$287	\$1,150	\$0
WQ	48520	BHAKTA, RAVINDRA MADHAV	2014-0518-MWD-E	HARRIS	12/6/2014	\$2,500	\$500	\$2,000	\$0
WQ	48295	Bayshore Industrial, LLC	2014-0262-IWD-E	HARRIS	12/7/2014	\$12,375	\$2,475	\$9,900	\$0
WQ	45483	Northside Subdivision Water Plant and Distribution Corp.	2012-2342-MWD-E	ERATH	12/7/2014	\$20,150	\$4,030	\$16,120	\$0
WQ	44955	City of Newark	2012-1838-MWD-E	WISE	12/7/2014	\$27,625	\$0	\$0	\$27,625
WQ	47240	City of George West	2013-1340-MWD-E	LIVE OAK	12/7/2014	\$36,638	\$7,327	\$0	\$29,311
WQ	48403	Orange County Water Control and Improvement District No. 1	2014-0369-MWD-E	ORANGE	12/7/2014	\$25,000	\$0	\$25,000	\$0
WQ	48333	Aqua Texas, Inc.	2014-0297-MWD-E	HARRIS	12/7/2014	\$19,012	\$0	\$19,012	\$0
WQ	48182	Bacliff Municipal Utility District	2014-0145-MWD-E	GALVESTON	12/7/2014	\$79,750	\$0	\$79,750	\$0
WQ	47748	City of Galveston	2013-1847-MWD-E	GALVESTON	12/19/2014	\$15,750	\$3,150	\$0	\$12,600
WQ	47440	Cibolo Creek Municipal Authority	2013-1588-MWD-E	BEXAR	12/19/2014	\$5,625	\$0	\$0	\$5,625
WQ	45841	Benbrook Texas Limited Partnership	2012-2700-MWD-E	TARRANT	12/19/2014	\$65,371	\$61,771	\$3,600	\$0
WQ	49404	Manning Homes, Inc.	2014-1431-WQ-E	BELL	12/20/2014	\$875	\$0	\$875	\$0
WQ	49489	LANDMARK RESIDENTIAL CONSTRUCTION - CENTRAL TEXAS, LTD.	2014-1531-WQ-E	WILLIAMSON	12/20/2014	\$875	\$0	\$875	\$0
WQ	48706	SMITH, JAMES DONALD JR	2014-0732-MWD-E	LIBERTY	12/20/2014	\$5,100	\$1,020	\$4,080	\$0
WQ	49057	City of Mount Vernon	2014-1073-MWD-E	FRANKLIN	12/20/2014	\$1,437	\$287	\$1,150	\$0
WQ	48722	KB MARINE INDUSTRY, LLC	2014-0713-WQ-E	JEFFERSON	12/20/2014	\$2,375	\$475	\$1,900	\$0
WQ	48898	NASH Cinco NW, LLC	2014-0901-WQ-E	FORT BEND	12/20/2014	\$813	\$162	\$651	\$0
WQ	48807	Stillwater Custom Homes, Ltd.	2014-0809-WQ-E	BELL	12/20/2014	\$3,989	\$797	\$3,192	\$0
WQ	48934	Northwoods Avery Ranch, LLC	2014-0948-EAQ-E	WILLIAMSON	12/20/2014	\$5,625	\$1,125	\$4,500	\$0
WQ	49384	Port of Houston Authority	2014-1459-WQ-E	HARRIS	12/20/2014	\$875	\$0	\$875	\$0
WQ	48889	R&B Mobile Park, LLC	2014-0895-MWD-E	BRAZOS	1/12/2015	\$6,500	\$1,300	\$5,200	\$0
WQ	48766	Garvin, Roxann	2014-0768-AGR-E	HOPKINS	1/12/2015	\$2,375	\$475	\$1,900	\$0
WQ	49553	Scurry County	2014-1596-WQ-E	SCURRY	1/12/2015	\$875	\$0	\$875	\$0
WQ	48776	City of Poteet	2014-0779-MWD-E	ATASCOSA	1/12/2015	\$7,250	\$1,450	\$0	\$5,800
WQ	48810	City of Baird	2014-0813-MWD-E	CALLAHAN	1/12/2015	\$4,875	\$975	\$3,900	\$0
WQ	48674	City of Hooks	2014-0683-MWD-E	BOWIE	1/12/2015	\$3,375	\$675	\$2,700	\$0
WQ	48438	City Of Robert Lee	2014-0417-MWD-E	COKE	1/12/2015	\$3,136	\$627	\$2,509	\$0
WQ	49090	Southwest Milam Water Supply Corporation	2014-1111-MWD-E	MILAM	1/25/2015	\$1,025	\$205	\$820	\$0
WQ	49538	RENDON, MANUEL	2014-1606-OSS-E	FLOYD	1/25/2015	\$175	\$0	\$175	\$0
WQ	49657	Lindsey Construction, Inc.	2014-1701-WQ-E	MONTGOMERY	1/25/2015	\$875	\$0	\$875	\$0
WQ	48816	Texas Department of Criminal Justice	2014-0878-MWD-E	ANDERSON	2/6/2015	\$10,125	\$2,025	\$0	\$8,100
WQ	48702	Block House Municipal Utility District	2014-0766-WQ-E	WILLIAMSON	2/6/2015	\$6,000	\$0	\$6,000	\$0
WQ	46681	Carolina Creek Christian Camp	2013-0774-MWD-E	WALKER	2/6/2015	\$10,400	\$2,080	\$8,320	\$0
WQ	48717	Texas Sand & Gravel Co., Inc.	2014-0722-WQ-E	POTTER	2/6/2015	\$5,000	\$1,000	\$4,000	\$0
WQ	48598	Envoy Air Inc.	2014-0600-WQ-E	TARRANT	2/6/2015	\$11,250	\$0	\$11,250	\$0

## Singles Programs

## Appendix 11: List of Administrative Orders Issued - FY 2015

Date Range Selected : 09/01/2014 - 08/31/2015

PGM	Case No.	Respondent Name	Docket#	County	Order Date	Penalty Assessed	Penalty Deferred	Payable Amount	SEP Offset
WQ	44992	North Orange Water & Sewer, LLC	2012-1868-MWD-E	ORANGE	2/6/2015	\$9,188	\$0	\$9,188	\$0
WQ	48902	Buckner Construction, LLC	2014-1093-WQ-E	TAYLOR	2/12/2015	\$3,750	\$750	\$3,000	\$0
WQ	49121	Construction Enterprises, Inc.	2014-1142-WQ-E	BRAZOS	2/12/2015	\$4,500	\$900	\$3,600	\$0
WQ	48891	Perry Homes, LLC	2014-0947-WQ-E	BEXAR	2/12/2015	\$1,413	\$282	\$1,131	\$0
WQ	47951	RKM Utility Services, Inc.	2013-2096-WQ-E	DENTON	2/13/2015	\$7,500	\$0	\$7,500	\$0
WQ	43816	City Of Petersburg	2012-0637-MWD-E	HALE	2/13/2015	\$15,862	\$0	\$0	\$15,862
WQ	47458	Kleberg County	2013-1562-MWD-E	KLEBERG	2/13/2015	\$11,250	\$0	\$0	\$11,250
WQ	48824	City of Jacksonville	2014-0826-MWD-E	CHEROKEE	2/13/2015	\$12,375	\$2,475	\$0	\$9,900
WQ	44198	Beltran's Printing, INC.	2012-1049-IWD-E	EL PASO	2/13/2015	\$7,875	\$1,575	\$6,300	\$0
WQ	48695	Brownsville Public Utilities Board	2014-0701-MWD-E	CAMERON	2/13/2015	\$55,688	\$11,137	\$44,551	\$0
WQ	48442	City of Brady	2014-0412-MWD-E	MCCULLOCH	2/13/2015	\$6,000	\$0	\$0	\$6,000
WQ	48779	Eastland County Water Supply District	2014-0781-MWD-E	EASTLAND	2/13/2015	\$8,850	\$1,770	\$7,080	\$0
WQ	48036	D-Bar-B Water-Wastewater Supply Corporation	2013-2192-MWD-E	DALLAS	2/13/2015	\$4,123	\$523	\$3,600	\$0
WQ	48984	Yes Companies, LLC	2014-0998-WQ-E	COLLIN	2/13/2015	\$4,875	\$0	\$4,875	\$0
WQ	48912	City of Sinton	2014-0910-MWD-E	SAN PATRICIO	2/13/2015	\$38,425	\$7,685	\$30,740	\$0
WQ	48924	Trinity SO GP, LLC	2014-0941-MWD-E	HARRIS	2/13/2015	\$1,525	\$0	\$1,525	\$0
WQ	48097	Ross Ridge Sand Company LP	2014-0035-MLM-E	JEFFERSON	2/20/2015	\$5,000	\$0	\$5,000	\$0
WQ	47752	BOEKHORST, PETRUS ADRIANUS	2013-1859-AGR-E	HOPKINS	2/20/2015	\$4,751	\$0	\$4,751	\$0
WQ	49186	City of Lorenzo	2014-1220-MWD-E	CROSBY	2/23/2015	\$1,125	\$225	\$900	\$0
WQ	49670	Snyder Independent School District	2014-1811-WQ-E	SCURRY	2/23/2015	\$875	\$0	\$875	\$0
WQ	49119	Lake Fork Paradise RV Resorts LLC	2014-1149-MWD-E	WOOD	2/23/2015	\$2,000	\$400	\$1,600	\$0
WQ	46758	AJ Brauer Stone, Inc.	2013-0925-EAQ-E	WILLIAMSON	2/23/2015	\$5,157	\$1,031	\$4,126	\$0
WQ	48890	City of Overton	2014-0896-MWD-E	RUSK	2/23/2015	\$7,437	\$1,487	\$5,950	\$0
WQ	49040	City of Weinert	2014-1056-MWD-E	HASKELL	2/24/2015	\$3,750	\$750	\$3,000	\$0
WQ	49149	City of Big Spring	2014-1170-MWD-E	HOWARD	3/12/2015	\$5,250	\$1,050	\$0	\$4,200
WQ	49180	Carothers Executive Homes, Ltd.	2014-1209-WQ-E	BELL	3/12/2015	\$2,625	\$525	\$2,100	\$0
WQ	48947	FLORES, JIMMY PEREZ	2014-0669-OSI-E	MCCULLOCH	3/12/2015	\$1,021	\$204	\$817	\$0
WQ	45331	City of Spearman	2012-2209-MWD-E	HANSFORD	3/12/2015	\$2,887	\$577	\$2,310	\$0
WQ	49105	Aqua Utilities, Inc.	2014-1139-MWD-E	HARRIS	3/12/2015	\$4,813	\$962	\$3,851	\$0
WQ	48825	City of Vernon	2014-0827-MWD-E	WILBARGER	3/12/2015	\$6,525	\$1,305	\$0	\$5,220
WQ	49060	Select Energy Services, LLC	2014-1113-MLM-E	IRION	3/12/2015	\$1,700	\$339	\$1,361	\$0
WQ	49407	City of Bardwell	2014-1436-MWD-E	ELLIS	3/12/2015	\$3,712	\$742	\$2,970	\$0
WQ	49842	KHBM Partners II, Ltd.	2014-1880-WQ-E	MONTGOMERY	3/12/2015	\$875	\$0	\$875	\$0
WQ	46138	City of Gustine	2013-0253-MWD-E	COMANCHE	3/13/2015	\$40,000	\$0	\$0	\$40,000
WQ	48641	JMH Homes-Houston, LLC	2014-0638-MWD-E	HARRIS	3/13/2015	\$27,500	\$0	\$27,500	\$0
WQ	44504	Double Diamond Utilities Co.	2012-1427-MLM-E	*MULTIPLE	3/13/2015	\$13,038	\$0	\$13,038	\$0
WQ	43738	City of Rising Star	2012-0553-MWD-E	EASTLAND	3/13/2015	\$23,725	\$23,725	\$0	\$0
WQ	48701	Pettus Municipal Utility District	2014-0705-MWD-E	BEE	3/13/2015	\$2,512	\$0	\$2,512	\$0

Singles Programs

Appendix 11: List of Administrative Orders Issued - FY 2015

Date Range Selected : 09/01/2014 - 08/31/2015

PGM	Case No.	Respondent Name	Docket#	County	Order Date	Penalty Assessed	Penalty Deferred	Payable Amount	SEP Offset
WQ	44500	Orange County Water Control and Improvement District No. 2	2012-1424-MWD-E	ORANGE	3/13/2015	\$83,000	\$0	\$83,000	\$0
WQ	49061	FC SW HOUSING, LP	2014-1083-EAQ-E	TRAVIS	3/13/2015	\$8,438	\$1,687	\$6,751	\$0
WQ	48638	VILLALOBOS, MANUEL	2014-0632-WQ-E	EL PASO	3/13/2015	\$8,800	\$1,760	\$7,040	\$0
WQ	49456	Teal Construction Company	2014-1491-WQ-E	JEFFERSON	3/15/2015	\$813	\$162	\$651	\$0
WQ	49363	Brownsville Public Utilities Board	2014-1384-IWD-E	CAMERON	3/15/2015	\$2,000	\$400	\$1,600	\$0
WQ	49653	The Signorelli Company	2014-1721-WQ-E	MONTGOMERY	3/15/2015	\$938	\$187	\$751	\$0
WQ	49005	MORIAH LIMESTONE OPERATIONS, LLC	2014-1038-WQ-E	SHACKELFORD	3/15/2015	\$5,000	\$1,000	\$2,000	\$2,000
WQ	49248	Sprint Sand and Clay, LLC	2014-1268-WQ-E	HARRIS	3/15/2015	\$5,000	\$1,000	\$4,000	\$0
WQ	49087	INDEPENDENCE BREWING COMPANY, INC.	2014-1105-WQ-E	TRAVIS	3/15/2015	\$3,750	\$750	\$3,000	\$0
WQ	48845	West Texas Rock Resources, LLC	2014-1049-WQ-E	RUNNELS	4/4/2015	\$5,938	\$1,187	\$4,751	\$0
WQ	49020	Mezger Enterprises, LTD.	2014-1041-WQ-E	SHACKELFORD	4/4/2015	\$5,000	\$1,000	\$4,000	\$0
WQ	48640	Maxum Oilfield Rentals, LLC	2014-0634-SLG-E	WHARTON	4/4/2015	\$5,925	\$1,185	\$2,370	\$2,370
WQ	49301	ELLINGER MATERIALS, LLC	2014-1323-WQ-E	COLORADO	4/4/2015	\$5,000	\$1,000	\$4,000	\$0
WQ	49322	WALLACE, HAROLD HUDSON	2014-1349-SLG-E	LIVE OAK	4/4/2015	\$4,500	\$900	\$3,600	\$0
WQ	49341	Coast Materials, Inc.	2014-1380-WQ-E	ARANSAS	4/4/2015	\$5,000	\$1,000	\$4,000	\$0
WQ	49441	Texas Redimix Concrete, Inc.	2014-1482-WQ-E	MOORE	4/4/2015	\$1,000	\$200	\$800	\$0
WQ	49236	Gilvin-Terrill, Ltd.	2014-1260-WQ-E	ROBERTS	4/4/2015	\$5,000	\$1,000	\$4,000	\$0
WQ	49448	William Donald Smith	2014-1480-MWD-E	HARRIS	4/4/2015	\$4,500	\$900	\$3,600	\$0
WQ	49953	BRH-Garver Construction, L.P.	2015-0089-WQ-E	MONTGOMERY	4/4/2015	\$875	\$0	\$875	\$0
WQ	49560	City of Reno	2014-1601-MWD-E	LAMAR	4/4/2015	\$1,125	\$225	\$900	\$0
WQ	48839	Rentech Nitrogen Pasadena, LLC	2014-0839-IWD-E	HARRIS	4/9/2015	\$37,500	\$7,500	\$30,000	\$0
WQ	49111	Montgomery County Municipal Utility District 112	2014-1156-MWD-E	MONTGOMERY	4/9/2015	\$9,750	\$0	\$9,750	\$0
WQ	49079	Parkside at Mayfield Ranch	2014-1102-EAQ-E	WILLIAMSON	4/9/2015	\$16,875	\$3,375	\$13,500	\$0
WQ	48152	City of Huntsville	2014-0098-MWD-E	WALKER	4/9/2015	\$9,750	\$1,950	\$7,800	\$0
WQ	48317	City of Bonham	2014-0280-MWD-E	FANNIN	4/9/2015	\$67,873	\$0	\$0	\$67,873
WQ	48769	City of Center	2014-0774-MWD-E	SHELBY	4/9/2015	\$31,500	\$6,300	\$0	\$25,200
WQ	50018	J.J. Fox Construction, Inc.	2015-0169-WQ-E	SAN PATRICIO	4/23/2015	\$875	\$0	\$875	\$0
WQ	48892	Highland Homes - San Antonio, Ltd.	2014-0946-WQ-E	BEXAR	4/23/2015	\$1,301	\$260	\$1,041	\$0
WQ	49392	Enterprise Products Operating LLC	2014-1421-IWD-E	HARRIS	4/23/2015	\$7,400	\$1,480	\$2,960	\$2,960
WQ	49383	Mount Houston Road Municipal Utility District	2014-1416-MWD-E	HARRIS	4/23/2015	\$1,437	\$287	\$0	\$1,150
WQ	49934	KINCANON, TRENTON TODD	2015-0149-OSS-E	SWISHER	4/23/2015	\$175	\$0	\$175	\$0
WQ	48282	Riviera Water Control & Improvement District	2014-0249-MWD-E	KLEBERG	4/27/2015	\$7,475	\$0	\$7,475	\$0
WQ	44603	City of Portland	2012-1472-MWD-E	SAN PATRICIO	4/27/2015	\$36,000	\$7,200	\$0	\$28,800
WQ	49022	MarkWest Javelina Company, L.L.C.	2014-1040-IWD-E	NUECES	4/27/2015	\$23,550	\$4,710	\$18,840	\$0
WQ	47958	Parkside at Mayfield Ranch	2013-2197-EAQ-E	WILLIAMSON	4/27/2015	\$11,250	\$0	\$11,250	\$0
WQ	49272	City of Pflugerville	2014-1300-MWD-E	TRAVIS	4/27/2015	\$21,000	\$0	\$21,000	\$0
WQ	46307	City of Kyle *	2013-0498-MWD-E	HAYS	4/27/2015	\$37,488	\$0	\$37,488	\$0

## Singles Programs

## Appendix 11: List of Administrative Orders Issued - FY 2015

Date Range Selected : 09/01/2014 - 08/31/2015

PGM	Case No.	Respondent Name	Docket#	County	Order Date	Penalty Assessed	Penalty Deferred	Payable Amount	SEP Offset
WQ	46553	South Fort Worth RV Ranch, LLC	2013-0649-MWD-E	JOHNSON	4/27/2015	\$6,750	\$0	\$6,750	\$0
WQ	48869	KAAPA Aqua Ventures Alliance, LLC	2014-0875-IWD-E	CAMERON	4/27/2015	\$9,446	\$1,889	\$7,557	\$0
WQ	46202	Woodridge Limited Partnership	2013-0313-MWD-E	HARRISON	4/27/2015	\$9,000	\$5,400	\$3,600	\$0
WQ	48906	First Choice Home Construction LLC	2014-0945-WQ-E	TAYLOR	5/7/2015	\$3,750	\$750	\$3,000	\$0
WQ	49830	Hungerford Municipal Utility District 1	2014-1875-MWD-E	WHARTON	5/7/2015	\$1,375	\$275	\$1,100	\$0
WQ	49466	City of Grand Prairie	2014-1513-WQ-E	DALLAS	5/7/2015	\$6,750	\$0	\$6,750	\$0
WQ	48855	Rivercrest Independent School District	2014-0865-MWD-E	RED RIVER	5/7/2015	\$3,162	\$632	\$2,530	\$0
WQ	46750	Angelina County Water Control Improvement District 4	2013-0842-WQ-E	ANGELINA	5/7/2015	\$4,200	\$840	\$3,360	\$0
WQ	49566	Riverside Resources Investments Limited	2014-1608-EAQ-E	TRAVIS	5/7/2015	\$563	\$112	\$451	\$0
WQ	49473	City of Queen City	2014-1508-MWD-E	CASS	5/7/2015	\$1,775	\$355	\$1,420	\$0
WQ	48948	City of De Leon	2014-0959-MWD-E	COMANCHE	5/7/2015	\$15,001	\$0	\$15,001	\$0
WQ	48351	City of Moody	2014-0325-MWD-E	MCLENNAN	5/7/2015	\$15,500	\$3,100	\$12,400	\$0
WQ	49004	Synagro of Texas-CDR, Inc.	2014-1032-SLG-E	*MULTIPLE	5/7/2015	\$9,907	\$1,980	\$7,927	\$0
WQ	49342	Brookeland Fresh Water Supply District	2014-1365-MWD-E	JASPER	5/7/2015	\$17,875	\$0	\$17,875	\$0
WQ	47703	City of Fairfield	2013-1813-MWD-E	FREESTONE	5/7/2015	\$10,125	\$2,025	\$8,100	\$0
WQ	49632	City of Quanah	2014-1681-MWD-E	HARDEMAN	5/21/2015	\$1,313	\$262	\$1,051	\$0
WQ	48826	KARBALAI, RITA LAURA REDOW	2014-0833-MWD-E	MONTGOMERY	5/21/2015	\$4,445	\$889	\$3,556	\$0
WQ	49559	Blue Star Materials II, LLC	2014-1622-WQ-E	WISE	5/21/2015	\$5,000	\$1,000	\$4,000	\$0
WQ	49555	EOG Resources, Inc.	2014-1603-MLM-E	IRION	5/21/2015	\$1,574	\$314	\$1,260	\$0
WQ	49009	ARNOLD CRUSHED STONE, INC.	2014-1109-WQ-E	HILL	5/21/2015	\$5,000	\$1,000	\$4,000	\$0
WQ	50118	GRAHAM, CHARLIE W JR	2015-0274-OSS-E	PARKER	5/21/2015	\$175	\$0	\$175	\$0
WQ	49458	Cedarstone One Investors, Ltd.	2014-1493-MWD-E	MONTGOMERY	5/21/2015	\$3,375	\$675	\$2,700	\$0
WQ	48814	WATERLANDER, HARMEN	2014-0819-AGR-E	ERATH	5/21/2015	\$2,613	\$522	\$2,091	\$0
WQ	49421	Ameriforge Corporation	2014-1450-IWD-E	HARRIS	5/23/2015	\$32,000	\$0	\$32,000	\$0
WQ	49074	New Braunfels Utilities	2014-1097-MWD-E	COMAL	5/23/2015	\$10,500	\$2,100	\$8,400	\$0
WQ	48614	Haney Sitework and Paving LLP	2014-0620-MLM-E	COMAL	5/23/2015	\$28,438	\$5,687	\$22,751	\$0
WQ	47947	ANDREWS, CHESTER ALTON	2013-2086-MWD-E	TARRANT	5/23/2015	\$14,375	\$2,875	\$11,500	\$0
WQ	49123	Terra Verde Utility Company, LLC	2014-1154-MWD-E	WALLER	5/23/2015	\$9,750	\$1,950	\$7,800	\$0
WQ	48500	City of Lacy Lakeview *	2014-0483-MWD-E	MCLENNAN	5/23/2015	\$21,750	\$4,350	\$17,400	\$0
WQ	41355	Fall Creek Utility Company, Inc.	2013-1028-MWD-E	HOOD	5/23/2015	\$13,200	\$9,600	\$3,600	\$0
WQ	49321	Jim Hogg County Wcid 2	2014-1383-MWD-E	JIM HOGG	5/23/2015	\$16,841	\$3,368	\$13,473	\$0
WQ	47737	Robert F. Bryer	2013-1876-MWD-E	HARRIS	5/23/2015	\$16,100	\$3,220	\$12,880	\$0
WQ	49671	1977 Kindred II, L.P.	2014-1725-MWD-E	HARRIS	6/4/2015	\$7,187	\$1,437	\$5,750	\$0
WQ	49711	Canutillo Independent School District	2014-1762-MWD-E	EL PASO	6/4/2015	\$675	\$135	\$540	\$0
WQ	49866	SENTRY DEVELOPMENT, INC.	2015-0012-EAQ-E	WILLIAMSON	6/4/2015	\$2,000	\$400	\$1,600	\$0
WQ	49445	Harris County Municipal Utility District 5	2014-1473-MWD-E	HARRIS	6/4/2015	\$6,376	\$1,275	\$5,101	\$0
WQ	49625	SPARKS JACKIE DON *	2014-1689-OSS-E	IRION	6/4/2015	\$750	\$150	\$600	\$0
WQ	49460	Royal Valley Utilities, Inc.	2014-1494-MWD-E	FORT BEND	6/4/2015	\$4,751	\$950	\$3,801	\$0

## Singles Programs

## Appendix 11: List of Administrative Orders Issued - FY 2015

Date Range Selected : 09/01/2014 - 08/31/2015

PGM	Case No.	Respondent Name	Docket#	County	Order Date	Penalty Assessed	Penalty Deferred	Payable Amount	SEP Offset
WQ	49534	Montgomery County WCID 1	2014-1580-MWD-E	MONTGOMERY	6/4/2015	\$4,000	\$800	\$3,200	\$0
WQ	50280	Keith Carothers Homes, Inc.	2015-0459-WQ-E	CORYELL	6/4/2015	\$875	\$0	\$875	\$0
WQ	50192	PRECISION VALUE HOMES, L.L.C.	2015-0361-WQ-E	BELL	6/4/2015	\$875	\$0	\$875	\$0
WQ	49381	Kinder Morgan Petcoke, L.P.	2014-1412-IWD-E	JEFFERSON	6/4/2015	\$2,750	\$550	\$2,200	\$0
WQ	49643	W-INDUSTRIES OF TEXAS LLC	2014-1690-MWD-E	HARRIS	6/4/2015	\$2,275	\$455	\$1,820	\$0
WQ	48481	Roman Forest Consolidated Municipal Utility District	2014-0458-MWD-E	MONTGOMERY	6/4/2015	\$3,412	\$682	\$2,730	\$0
WQ	49161	NEWLAND, SCOTT L	2014-1183-WQ-E	HARRISON	6/4/2015	\$875	\$0	\$875	\$0
WQ	49803	City of Austin	2014-1842-EAQ-E	TRAVIS	6/4/2015	\$938	\$187	\$751	\$0
WQ	47250	City of Krum	2013-1358-MWD-E	DENTON	6/12/2015	\$74,375	\$0	\$0	\$74,375
WQ	49525	City of Stephenville	2014-1571-MWD-E	ERATH	6/12/2015	\$17,250	\$3,450	\$0	\$13,800
WQ	49241	City of Harker Heights	2014-1276-MWD-E	BELL	6/12/2015	\$7,500	\$0	\$7,500	\$0
WQ	49814	North Orange Water & Sewer, LLC	2014-1857-MWD-E	ORANGE	6/12/2015	\$27,000	\$0	\$27,000	\$0
WQ	46774	Live Oak Resort, Inc.	2013-0866-WQ-E	WASHINGTON	6/12/2015	\$45,000	\$0	\$45,000	\$0
WQ	49676	City of Manvel	2014-1770-MWD-E	BRAZORIA	6/18/2015	\$3,175	\$635	\$2,540	\$0
WQ	48893	BUCKLEY, BRADLEY	2014-0928-AGR-E	BELL	6/18/2015	\$1,312	\$262	\$1,050	\$0
WQ	49978	Humble Partners Limited Partnership	2015-0122-MWD-E	HARRIS	6/18/2015	\$1,625	\$325	\$1,300	\$0
WQ	50325	P.C. CONTRACTORS L.L.C.	2015-0512-WQ-E	HOOD	6/18/2015	\$875	\$0	\$875	\$0
WQ	50449	J Henry Construction Inc	2015-0641-WQ-E	LUBBOCK	7/10/2015	\$875	\$0	\$875	\$0
WQ	49554	EOG Resources, Inc. *	2014-1604-MLM-E	IRION	7/10/2015	\$1,574	\$314	\$1,260	\$0
WQ	48970	R-TEX Services, LLC	2014-0982-OSS-E	LA SALLE	7/10/2015	\$500	\$0	\$500	\$0
WQ	48216	Nitro Construction, LLC	2014-0164-SLG-E	DEWITT	7/10/2015	\$4,076	\$815	\$3,261	\$0
WQ	50382	Perry Espinosa	2015-0616-WOC-E	GRIMES	7/10/2015	\$175	\$0	\$175	\$0
WQ	50298	Manning Homes, Inc.	2015-0472-WQ-E	BELL	7/10/2015	\$875	\$0	\$875	\$0
WQ	50436	RAMSEY, SCOTT A	2015-0635-WOC-E	YOUNG	7/10/2015	\$175	\$0	\$175	\$0
WQ	48865	City of Big Wells	2014-0886-MWD-E	DIMMIT	7/10/2015	\$5,100	\$1,020	\$4,080	\$0
WQ	50377	ROBINSON, JEREMY J	2015-0572-OSS-E	JOHNSON	7/10/2015	\$175	\$0	\$175	\$0
WQ	48801	EOG Resources, Inc.	2014-0801-WQ-E	HOOD	7/10/2015	\$5,000	\$1,000	\$4,000	\$0
WQ	49791	City of Caddo Mills	2014-1833-MWD-E	HUNT	7/10/2015	\$3,987	\$797	\$3,190	\$0
WQ	48834	Georgetown Life Properties, LLC	2014-1047-EAQ-E	WILLIAMSON	7/10/2015	\$2,813	\$562	\$2,251	\$0
WQ	49724	City of Kilgore	2014-1777-MWD-E	GREGG	7/17/2015	\$21,300	\$0	\$21,300	\$0
WQ	49432	Zapata County	2014-1461-MWD-E	ZAPATA	7/17/2015	\$9,500	\$1,900	\$7,600	\$0
WQ	49391	ATCO-VALLEY PLAZA, LLC	2014-1423-IWD-E	HARRIS	7/17/2015	\$7,875	\$1,575	\$6,300	\$0
WQ	43221	City of Wolfe City	2012-0044-MWD-E	HUNT	7/17/2015	\$29,575	\$0	\$0	\$29,575
WQ	47784	City of Hidalgo	2013-1891-MWD-E	HIDALGO	7/17/2015	\$73,025	\$0	\$73,025	\$0
WQ	47931	US Department of the Air Force	2013-2072-WQ-E	TARRANT	7/17/2015	\$4,584	\$0	\$4,584	\$0
WQ	49114	Stone Oak Hidden Canyon, L.L.C.	2014-1128-EAQ-E	BEXAR	7/17/2015	\$15,750	\$3,150	\$12,600	\$0
WQ	48932	Bell County Water Control & Improvement District 2	2014-0936-MWD-E	BELL	7/17/2015	\$29,250	\$5,850	\$23,400	\$0
WQ	49224	City of Hewitt	2014-1243-WQ-E	MCLENNAN	7/17/2015	\$5,625	\$0	\$5,625	\$0

## Singles Programs

## Appendix 11: List of Administrative Orders Issued - FY 2015

Date Range Selected : 09/01/2014 - 08/31/2015

PGM	Case No.	Respondent Name	Docket#	County	Order Date	Penalty Assessed	Penalty Deferred	Payable Amount	SEP Offset
WQ	49356	Lindig Construction and Trucking, Inc.	2014-1387-WQ-E	BLANCO	7/17/2015	\$48,250	\$9,650	\$38,600	\$0
WQ	47713	City of Pearland	2013-1816-MWD-E	BRAZORIA	7/17/2015	\$22,500	\$0	\$0	\$22,500
WQ	49099	Liberty Utilities (Woodmark Sewer) Corp.	2014-1127-MWD-E	SMITH	7/17/2015	\$31,687	\$0	\$15,844	\$15,843
WQ	49980	City of Huxley	2015-0129-MWD-E	SHELBY	7/19/2015	\$4,875	\$975	\$0	\$3,900
WQ	49966	City of Gregory	2015-0109-MWD-E	SAN PATRICIO	7/19/2015	\$6,000	\$1,200	\$0	\$4,800
WQ	50057	Barron's Place, LLC	2015-0202-OSS-E	IRION	7/19/2015	\$525	\$105	\$420	\$0
WQ	49667	Arianna Herrera *	2014-1726-WQ-E	MONTGOMERY	7/19/2015	\$3,000	\$600	\$2,400	\$0
WQ	50099	EcoFriendly Water Co., LLC *	2015-0280-MLM-E	IRION	7/19/2015	\$1,587	\$317	\$1,270	\$0
WQ	49916	City of Lavon	2015-0071-MWD-E	COLLIN	7/19/2015	\$488	\$97	\$391	\$0
WQ	49850	New Boston Concrete, Inc.	2014-1894-IWD-E	BOWIE	7/19/2015	\$3,150	\$630	\$2,520	\$0
WQ	50152	KING READY MIX CONCRETE, INC.	2015-0314-WQ-E	NAVARRO	7/19/2015	\$5,000	\$1,000	\$4,000	\$0
WQ	50479	CW Designer Homes Inc	2015-0683-WQ-E	BURNET	7/19/2015	\$875	\$0	\$875	\$0
WQ	50509	Live Oak Rail Partners, LLC	2015-0702-WQ-E	LIVE OAK	7/19/2015	\$875	\$0	\$875	\$0
WQ	50098	City of Brazoria	2015-0254-MWD-E	BRAZORIA	7/19/2015	\$2,500	\$500	\$2,000	\$0
WQ	50442	SILVERADO HOMES INC	2015-0659-WQ-E	CORYELL	7/19/2015	\$875	\$0	\$875	\$0
WQ	48557	City of Bishop	2014-0547-MWD-E	NUECES	8/10/2015	\$10,188	\$2,037	\$0	\$8,151
WQ	49418	Texas Department of Criminal Justice	2014-1452-MWD-E	HOUSTON	8/10/2015	\$14,950	\$2,990	\$0	\$11,960
WQ	49076	SUREGROW AGRICULTURALTRANSPORTATION, INC.	2014-1095-WQ-E	JACK	8/10/2015	\$16,875	\$0	\$16,875	\$0
WQ	50270	SAN FELIPE STONE, INC.	2015-0446-WQ-E	HOOD	8/10/2015	\$5,000	\$1,000	\$4,000	\$0
WQ	48492	Parkside at Mayfield Ranch	2014-0469-EAQ-E	WILLIAMSON	8/10/2015	\$15,276	\$3,055	\$12,221	\$0
WQ	50038	Golden SA Properties, LLC	2015-0192-WQ-E	IRION	8/10/2015	\$1,562	\$312	\$1,250	\$0
WQ	50244	Therm-O-Link of Texas, Inc	2015-0415-WQ-E	EL PASO	8/10/2015	\$938	\$187	\$751	\$0
WQ	50100	HARRISON PROFESSIONAL PROPERTIES, LLC	2015-0256-EAQ-E	BEXAR	8/10/2015	\$2,000	\$400	\$1,600	\$0
WQ	50055	City of Cleveland	2015-0209-MWD-E	LIBERTY	8/10/2015	\$5,250	\$1,050	\$4,200	\$0
WQ	49607	City of Huntington	2014-1648-MWD-E	ANGELINA	8/10/2015	\$10,312	\$2,062	\$0	\$8,250
WQ	49135	Christian Tabernacle of Houston, Inc.	2014-1165-MWD-E	HARRIS	8/10/2015	\$12,375	\$2,475	\$9,900	\$0
WQ	49245	City of Port Arthur	2014-1264-MWD-E	JEFFERSON	8/10/2015	\$42,000	\$0	\$0	\$42,000
WQ	49605	MAYER CONSTRUCTION, LLC	2014-1657-WQ-E	TARRANT	8/10/2015	\$5,000	\$1,000	\$4,000	\$0
WQ	50553	Taylor Morrison of Texas, Inc.	2015-0755-WQ-E	MONTGOMERY	8/10/2015	\$875	\$0	\$875	\$0
WQ	49503	Bailey Bark Materials, Inc.	2014-1537-WQ-E	NACOGDOCHES	8/10/2015	\$1,500	\$300	\$1,200	\$0
WQ	46566	K C Utilities, Inc.	2013-0654-MWD-E	BRAZORIA	8/10/2015	\$36,000	\$32,400	\$3,600	\$0
WQ	50592	Devon Street Homes, L.P.	2015-0788-WQ-E	FORT BEND	8/10/2015	\$875	\$0	\$875	\$0
WQ	48499	Texas Airstream Harbor, Inc.	2014-0484-MWD-E	ANGELINA	8/10/2015	\$10,656	\$0	\$10,656	\$0
WQ	49326	Holy Trinity Episcopal School of Greater Houston Inc.	2014-1347-MWD-E	HARRIS	8/17/2015	\$3,750	\$750	\$3,000	\$0
WQ	49234	City of Wolfforth	2014-1259-WQ-E	LUBBOCK	8/17/2015	\$3,000	\$600	\$0	\$2,400
WQ	50354	Romualdo Soto, Jr.	2015-0543-WQ-E	EL PASO	8/17/2015	\$5,000	\$1,000	\$4,000	\$0
WQ	50182	City of Lone Star	2015-0348-MWD-E	MORRIS	8/17/2015	\$3,625	\$725	\$2,900	\$0
WQ	50147	La Casita Holdings Inc	2015-0312-MWD-E	HARRIS	8/17/2015	\$4,950	\$990	\$3,960	\$0

## Singles Programs

## Appendix 11: List of Administrative Orders Issued - FY 2015

Date Range Selected : 09/01/2014 - 08/31/2015

PGM	Case No.	Respondent Name	Docket#	County	Order Date	Penalty Assessed	Penalty Deferred	Payable Amount	SEP Offset
WQ	49319	City of San Juan	2014-1350-MWD-E	HIDALGO	8/17/2015	\$6,750	\$1,350	\$5,400	\$0
WQ	50299	Qro Mex Construction Company, Inc.	2015-0479-WQ-E	KERR	8/17/2015	\$1,000	\$200	\$800	\$0
WQ	50180	City of Highland Village	2015-0347-WQ-E	DENTON	8/17/2015	\$4,063	\$812	\$3,251	\$0
WQ	49805	Chilton Water Supply and Sewer Service Corporation	2014-1848-MWD-E	FALLS	8/17/2015	\$6,600	\$1,320	\$5,280	\$0
WQ	50253	City of Abbott	2015-0413-MWD-E	HILL	8/17/2015	\$2,750	\$550	\$2,200	\$0
WQ	50210	City of Leander *	2015-0445-WQ-E	WILLIAMSON	8/17/2015	\$1,876	\$375	\$1,501	\$0
WQ	50123	SACC, Inc.	2015-0282-WQ-E	COMAL	8/17/2015	\$876	\$175	\$701	\$0
WQ	49452	Texas Department of Criminal Justice	2014-1492-MWD-E	BRAZORIA	8/17/2015	\$5,750	\$1,150	\$0	\$4,600
WQ	49387	City of Lewisville	2014-1418-MWD-E	DENTON	8/24/2015	\$24,375	\$0	\$24,375	\$0
WQ	43759	City of Edcouch	2012-0646-MWD-E	HIDALGO	8/24/2015	\$17,425	\$3,485	\$13,940	\$0
WQ	47307	Town of Anthony	2013-1499-MWD-E	EL PASO	8/24/2015	\$28,012	\$28,012	\$0	\$0
WQ	49353	Weatherford Aerospace, Inc.	2014-1374-WQ-E	PARKER	8/24/2015	\$4,875	\$0	\$4,875	\$0
WQ	48748	PATRIOT DOZER SERVICE, L.L.C.	2014-0759-WQ-E	BEE	8/24/2015	\$8,375	\$1,675	\$6,700	\$0
WQ	50723	F & H Builders, LLC	2015-0948-WQ-E	GREGG	8/31/2015	\$875	\$0	\$875	\$0
WQ	50714	Sumeer Homes, INC.	2015-0938-WQ-E	DENTON	8/31/2015	\$875	\$0	\$875	\$0
WQ	50067	Eggemeyer Land Clearing, LLC	2015-0241-WQ-E	COMAL	8/31/2015	\$250	\$50	\$200	\$0
WQ	50130	Velvin Oil Company, Inc.	2015-0294-IWD-E	RUSK	8/31/2015	\$1,375	\$275	\$1,100	\$0
WQ	50698	ETXPG LLC	2015-0919-WQ-E	SMITH	8/31/2015	\$875	\$0	\$875	\$0
<b>Subtotal for WQ : 319</b>						<b>\$3,092,022</b>	<b>\$528,874</b>	<b>\$1,874,428</b>	<b>\$688,720</b>
WWAC	45614	CATE, BILL	2014-0331-AGR-E	TARRANT	10/27/2014	\$4,500	\$0	\$4,500	\$0
WWAC	43817	WATSON, MIKE *	2014-1363-AGR-E	WISE	5/17/2015	\$1,687	\$0	\$1,687	\$0
<b>Subtotal for WWAG : 2</b>						<b>\$6,187</b>	<b>\$0</b>	<b>\$6,187</b>	<b>\$0</b>
<b>Total for Singles Programs : 1,597</b>					<b>17,625,772.00</b>	<b>2,402,989.00</b>	<b>12,098,743.00</b>	<b>3,124,040.00</b>	<b>3,124,040.00</b>



Date Range Selected : 09/01/2014 - 08/31/2015

PGM	Case No.	Respondent Name	Docket#	County	Order Date	Penalty Assessed	Penalty Deferred	Payable Amount	SEP Offset
MM	48276	The Letco Group, LLC	2014-0231-MLM-E	HARRIS	9/19/2014	\$11,067	\$2,213	\$8,854	\$0
MM	47144	HC Oilfield Services, LLC	2013-1274-MLM-E	FRIO	9/19/2014	\$8,069	\$0	\$8,069	\$0
MM	48806	PFEIFFER, ODIS H II	2014-0808-WOC-E	FAYETTE	9/22/2014	\$175	\$0	\$175	\$0
MM	48088	HOLLIEFIELD, ARLIES	2014-0036-MLM-E	JASPER	9/22/2014	\$2,650	\$1,450	\$1,200	\$0
MM	48392	Care Cleaner Enterprises, Llc	2014-0380-DCL-E	COLLIN	9/22/2014	\$1,696	\$339	\$1,357	\$0
MM	48100	TREST, KERRY	2014-0032-MLM-E	HARDIN	10/5/2014	\$11,800	\$2,360	\$9,440	\$0
MM	47861	Webb County	2013-2014-MLM-E	WEBB	10/5/2014	\$59,252	\$0	\$0	\$59,252
MM	48754	LOPEZ, DAVID J	2014-0760-WOC-E	REFUGIO	10/6/2014	\$175	\$0	\$175	\$0
MM	47964	Bottom Line Food Processors, Inc.	2013-2113-MLM-E	TRAVIS	10/17/2014	\$11,438	\$0	\$5,719	\$5,719
MM	48241	City of Crockett	2014-0194-MLM-E	HOUSTON	10/18/2014	\$3,789	\$757	\$0	\$3,032
MM	48699	Emil B. Corporation	2014-0745-DCL-E	DALLAS	10/18/2014	\$399	\$79	\$320	\$0
MM	47278	City of Douglassville	2013-1425-MLM-E	CASS	10/18/2014	\$2,250	\$450	\$1,800	\$0
MM	48522	City of Hearne	2014-0533-MLM-E	ROBERTSON	10/18/2014	\$2,814	\$562	\$2,252	\$0
MM	49083	LANGLEY, JEREMY S	2014-1116-WOC-E	ORANGE	10/18/2014	\$175	\$0	\$175	\$0
MM	42634	City of O'Brien	2013-1642-MLM-E	HASKELL	10/27/2014	\$6,194	\$0	\$6,194	\$0
MM	48622	4J Riverway, LLC	2014-0629-MLM-E	UVALDE	11/16/2014	\$3,611	\$722	\$2,889	\$0
MM	47940	LOWMAN, JAMES TRAVIS	2013-2082-MLM-E	NUECES	11/16/2014	\$5,323	\$0	\$5,323	\$0
MM	46603	Santa Anita Reclamation Project, LLC	2013-0693-MLM-E	HIDALGO	12/6/2014	\$7,376	\$1,475	\$5,901	\$0
MM	46932	KC Fabricare, LLC	2013-1029-MLM-E	TARRANT	12/7/2014	\$11,976	\$2,394	\$9,582	\$0
MM	48101	Interstate Improvement, Inc	2014-0031-MLM-E	HARDIN	12/7/2014	\$13,850	\$2,770	\$11,080	\$0
MM	47565	ETS Oilfield Services, L.P.	2013-1667-MLM-E	ATASCOSA	12/7/2014	\$16,250	\$0	\$16,250	\$0
MM	48120	City of Springtown	2014-0076-MLM-E	PARKER	12/19/2014	\$5,900	\$1,180	\$0	\$4,720
MM	45351	Terra Firma Materials, L.L.C.	2012-2620-MLM-E	HIDALGO	12/19/2014	\$22,501	\$0	\$11,251	\$11,250
MM	48828	SYLVESTER MCCAULLEY WATER SUPPLY CORPORATION	2014-0836-MLM-E	FISHER	12/20/2014	\$806	\$161	\$645	\$0
MM	46869	AHMED, TAUFIQ H	2013-0995-DCL-E	TARRANT	12/27/2014	\$8,699	\$0	\$8,699	\$0
MM	47983	LGI Land, LLC	2013-2128-MLM-E	MONTGOMERY	1/8/2015	\$32,750	\$0	\$32,750	\$0
MM	46379	I. 35 Sandpit, Inc.	2013-0670-MLM-E	JOHNSON	1/8/2015	\$12,496	\$0	\$12,496	\$0
MM	47925	Bradley William	2013-2055-MLM-E	CROCKETT	1/8/2015	\$4,200	\$0	\$4,200	\$0
MM	47244	Oak Hill Ranch Estates Water Co.	2013-1350-MLM-E	GUADALUPE	1/11/2015	\$6,746	\$0	\$6,746	\$0
MM	49367	MOORE, DANIEL C	2014-1399-WOC-E	POLK	1/12/2015	\$175	\$0	\$175	\$0
MM	49482	HOCHSTETLER, HANK B	2014-1520-WOC-E	DENTON	1/12/2015	\$175	\$0	\$175	\$0
MM	48955	Cherry Crushed Concrete, Inc.	2014-0970-MLM-E	FORT BEND	1/12/2015	\$2,813	\$562	\$2,251	\$0
MM	48388	City Of Jasper	2014-0370-MLM-E	JASPER	1/12/2015	\$4,125	\$825	\$3,300	\$0
MM	49425	MENDEZ, ROBERT	2014-1446-WOC-E	DEWITT	1/12/2015	\$175	\$0	\$175	\$0
MM	48868	Christopher L. West	2014-0964-WOC-E	POLK	1/25/2015	\$696	\$139	\$557	\$0
MM	48427	TOMAHAWK RESOURCES LLC	2014-0435-MLM-E	NUECES	2/6/2015	\$11,134	\$2,226	\$8,908	\$0
MM	49630	Willie Hoyack	2014-1678-WOC-E	BEXAR	2/12/2015	\$175	\$0	\$175	\$0

Date Range Selected : 09/01/2014 - 08/31/2015

PGM	Case No.	Respondent Name	Docket#	County	Order Date	Penalty Assessed	Penalty Deferred	Payable Amount	SEP Offset
MM	42900	Seneca Water Supply Corporation	2013-1904-MLM-E	TYLER	2/13/2015	\$21,220	\$0	\$21,220	\$0
MM	48740	ISP Technologies Inc.	2014-0748-MLM-E	GALVESTON	2/13/2015	\$33,768	\$6,753	\$27,015	\$0
MM	48829	ZAREENA INVESTMENTS INC	2014-0870-MLM-E	BEXAR	2/13/2015	\$11,250	\$0	\$11,250	\$0
MM	48727	SUPER HEIMER VIEW INC	2014-0716-DCL-E	HARRIS	2/23/2015	\$5,000	\$1,000	\$4,000	\$0
MM	49808	MYERS, ROBERT D	2014-1852-WOC-E	MCLENNAN	2/23/2015	\$175	\$0	\$175	\$0
MM	49800	MCGON, ANTHONY R	2014-1844-WOC-E	TAYLOR	2/23/2015	\$175	\$0	\$175	\$0
MM	49298	City of Refugio	2014-1322-MLM-E	REFUGIO	2/23/2015	\$2,250	\$450	\$1,800	\$0
MM	41510	Savs Investments, Inc.	2012-2141-MLM-E	BLANCO	2/26/2015	\$56,317	\$0	\$56,317	\$0
MM	46215	Rocky Wadlington	2013-0347-MLM-E	LIMESTONE	2/26/2015	\$5,367	\$0	\$5,367	\$0
MM	48724	VELA, VICTOR *	2014-0712-MLM-E	BRAZORIA	3/5/2015	\$2,669	\$0	\$2,669	\$0
MM	48721	Centerville Petroleum, LLC.	2014-0721-MLM-E	LEON	3/12/2015	\$4,668	\$933	\$3,735	\$0
MM	47296	House of Boats, INC.	2013-1424-MLM-E	ARANSAS	3/13/2015	\$13,350	\$0	\$13,350	\$0
MM	48257	FRANCIS, ALFRED	2014-0226-MLM-E	BEXAR	3/15/2015	\$5,270	\$1,054	\$4,216	\$0
MM	48944	Emil B. Corporation	2014-0993-DCL-E	*MULTIPLE	4/4/2015	\$4,133	\$824	\$3,309	\$0
MM	49336	Real County	2014-1364-MLM-E	REAL	4/4/2015	\$1,250	\$250	\$0	\$1,000
MM	49919	MCCALPIN, TERRY S	2015-0127-WOC-E	FANNIN	4/4/2015	\$175	\$0	\$175	\$0
MM	48501	DBA EL PASO STAR READY-MIX	2014-0504-MLM-E	EL PASO	4/27/2015	\$10,464	\$0	\$10,464	\$0
MM	49386	LOCHTE, KEVIN RAY	2014-1414-MLM-E	GILLESPIE	5/7/2015	\$2,708	\$541	\$1,084	\$1,083
MM	49176	Liquid Environmental Solutions of Texas, LLC	2014-1411-MLM-E	ANGELINA	5/7/2015	\$3,750	\$750	\$3,000	\$0
MM	49327	Comal Iron & Metal, Inc.	2014-1351-MLM-E	COMAL	5/7/2015	\$5,750	\$1,150	\$4,600	\$0
MM	48581	City of Ropesville	2014-0574-MLM-E	HOCKLEY	5/7/2015	\$9,491	\$1,898	\$0	\$7,593
MM	48420	El Paso Water Utilities Public Service Board	2014-0392-MLM-E	EL PASO	5/7/2015	\$3,202	\$640	\$0	\$2,562
MM	49737	Corrigan Construction Company, Inc.	2015-0059-IHW-E	POLK	5/7/2015	\$938	\$187	\$751	\$0
MM	47253	HCC HIGH CAPACITY COIL LLC	2013-1573-MLM-E	JIM WELLS	5/7/2015	\$35,479	\$7,095	\$28,384	\$0
MM	49395	City of Decatur	2014-1430-MLM-E	WISE	5/7/2015	\$2,300	\$460	\$1,840	\$0
MM	48988	Wesson Sand Company, Inc.	2014-1042-MLM-E	FORT BEND	5/23/2015	\$9,375	\$1,875	\$7,500	\$0
MM	48067	BASF Corporation	2013-2226-MLM-E	JEFFERSON	5/23/2015	\$72,160	\$14,432	\$28,864	\$28,864
MM	46375	OMAR, ILEANA JANETTE *	2012-2471-MLM-E	BEXAR	5/26/2015	\$13,400	\$0	\$13,400	\$0
MM	49913	Southeast Deaf Smith County Wind Farm, LLC	2015-0123-MLM-E	DEAF SMITH	6/18/2015	\$2,646	\$529	\$2,117	\$0
MM	49454	North Bengal, Inc.	2014-1497-DCL-E	TARRANT	7/10/2015	\$2,422	\$0	\$2,422	\$0
MM	50438	PRICE, BARRY	2015-0633-WOC-E	HOUSTON	7/10/2015	\$175	\$0	\$175	\$0
MM	50440	BALLARD, DOUG	2015-0632-WOC-E	JOHNSON	7/10/2015	\$175	\$0	\$175	\$0
MM	50439	CRUSE, PAUL DON	2015-0639-WOC-E	TARRANT	7/10/2015	\$175	\$0	\$175	\$0
MM	50441	KOHL, THOMAS T RS	2015-0636-WOC-E	HOOD	7/10/2015	\$175	\$0	\$175	\$0
MM	49506	City of Sabinal	2014-1545-MLM-E	UVALDE	7/17/2015	\$9,750	\$1,950	\$7,800	\$0
MM	49926	Loma Alta Water Supply Corporation	2015-0072-MLM-E	HALE	7/19/2015	\$750	\$150	\$600	\$0
MM	50295	Centex Scrap and Metal, Inc.	2015-0473-MLM-E	BELL	7/19/2015	\$3,300	\$660	\$2,640	\$0
MM	50063	Steven Smith	2015-0248-MLM-E	LUBBOCK	7/19/2015	\$1,984	\$396	\$1,588	\$0

Date Range Selected : 09/01/2014 - 08/31/2015

PGM	Case No.	Respondent Name	Docket#	County	Order Date	Penalty Assessed	Penalty Deferred	Payable Amount	SEP Offset	
MM	49674	Jady A. Gilbert	2014-1740-MLM-E	SCURRY	7/19/2015	\$3,356	\$671	\$2,685	\$0	
MM	49104	E & A Materials, Inc.	2014-1137-MLM-E	YOUNG	8/6/2015	\$2,750	\$0	\$2,750	\$0	
MM	48530	Kyle Freeman	2014-0520-MLM-E	JOHNSON	8/6/2015	\$6,046	\$0	\$6,046	\$0	
MM	46722	Cecil G. Ford	2013-0815-MLM-E	*MULTIPLE	8/6/2015	\$9,711	\$0	\$9,711	\$0	
MM	46959	Renda Environmental, Inc.	2013-1048-MLM-E	*MULTIPLE	8/10/2015	\$36,000	\$0	\$36,000	\$0	
MM	48765	Calumet San Antonio Refining, LLC	2014-0769-MLM-E	BEXAR	8/24/2015	\$37,225	\$7,445	\$29,780	\$0	
MM	48160	DE Dietrich (USA), Inc.	2014-0102-MLM-E	NUECES	8/24/2015	\$10,500	\$2,100	\$8,400	\$0	
MM	45760	City of Skellytown	2012-2619-MLM-E	CARSON	8/24/2015	\$13,552	\$2,710	\$10,842	\$0	
MM	47595	Baker Hughes Oilfield Operations, Inc.	2013-1700-MLM-E	JIM WELLS	8/24/2015	\$8,625	\$1,724	\$6,901	\$0	
<b>Total for Multi-Media Programs : 84</b>						<b>779,266.00</b>	<b>79,291.00</b>	<b>574,900.00</b>	<b>125,075.00</b>	<b>125,075.00</b>
<b>Total for all Programs :1,681</b>						<b>18,405,038.00</b>	<b>2,482,280.00</b>	<b>12,673,643.00</b>	<b>3,249,115.00</b>	<b>3,249,115.00</b>

**Summary of SEPs:**

**Total Orders :** 1681  
**Orders with SEPs :** 187  
**Orders with SEPs % :** 11.1  
**Orders with SEP Offset % :** 20.4

\* There are Multiple Respondent Names associated to this Case No.

## Appendix 12: List of SEPs & SEP Projects - FY 2015

### Single Program

Date Range Selected : 09/01/2014 - 08/31/2015

PGM	Case No.	Respondent Name	Effective Date	Ratio	Assessed Amt	Deferred Amt	Payable Amt	SEP Cost	SEP Offset
AQ	48166	Equistar Chemicals, LP	10/05/2014	1.00:1	15,000.00	3,000.00	6,000.00	6,000.00	6,000.00
		POLLUTION PREVENTION	SEP funds will be used to supplement existing operation of a network of ambient air monitoring stations that continuously measure and record concentrations of ambient air pollutants. Specifically, SEP Funds will be used to operate, maintain, and potentially expand portions of the existing ambient air quality monitoring network in the Houston area in order to continue to provide information on data quality and trends to the public, TCEQ, and industry representatives.					6,000.00	6,000.00
AQ	48850	OCI Beaumont LLC	04/09/2015	1.00:1	37,500.00	7,500.00	15,000.00	15,000.00	15,000.00
		POLLUTION PREVENTION	SEP Funds will be used to conduct home energy audits, to make repairs and upgrades to older homes, and to cover the incremental cost of replacing older energy-inefficient appliances with more energy-efficient ones for low-income homeowners in the West Port Arthur area. This project is an pollution reduction project that will result in a reduction of air pollutants in the airshed.					15,000.00	15,000.00
AQ	48804	Lewis Petro Properties, Inc.	07/17/2015	1.00:1	36,628.00	0.00	18,314.00	18,314.00	18,314.00
		POLLUTION PREVENTION	Railroad Commission of Texas - Alternative Fuels Clean School Bus Replacement Program. The contribution will be used in accordance with the SEP between the Third-Party Recipient and the TCEQ. Specifically, the contribution will be used to reduce nitrogen oxides, volatile organic compounds, carbon monoxide, and particulate matter emissions by replacing older diesel buses with newer buses that meet more stringent emission standards.					18,314.00	18,314.00
AQ	49834	Equistar Chemicals, LP	07/19/2015	1.00:1	6,563.00	1,312.00	2,626.00	2,625.00	2,625.00
		POLLUTION PREVENTION	Performing Party shall use SEP Funds to perform energy efficiency upgrades on public buildings and infrastructure. Specifically, SEP Funds may only be used for: 1) the cost of conducting energy efficiency audits; 2) the incremental cost for construction or implementation of energy-efficiency upgrades (versus the cost of non-energy efficiency upgrades); 3) the incremental cost of purchase of more energy-efficient equipment or appliances (versus the cost of purchasing non-energy efficient equipment or appliances); or 4) other direct costs authorized in advance by TCEQ.					2,625.00	2,625.00
AQ	48831	Huntsman Petrochemical LLC	02/06/2015	1.00:1	13,600.00	2,720.00	5,440.00	5,440.00	5,440.00
		POLLUTION PREVENTION	Performing Party shall operate, maintain, and potentially expand the existing Southeast Texas Regional Air Monitoring Network which includes nine monitoring stations currently at the following locations: 1) Beaumont CAM#2; 2) Cove School CAM #C695; 3) Mauriceville CAM#642; 4) Port Arthur (Motiva) Industrial Site CAM #C628; 5) Port Arthur Memorial High School campus CAM #C689; 6) Port Neches CAM #136; 7) Sabine Pass CAM #C640; 8) Southeast Texas Regional Airport CAM #C643; 9) West Orange CAM #C9.					5,440.00	5,440.00
AQ	49429	Union Carbide Corporation	07/17/2015	1.00:1	67,600.00	13,520.00	27,040.00	27,040.00	27,040.00
		POLLUTION PREVENTION	The contribution will be used in accordance with the Supplemental Environmental Project Agreement between the Houston-Galveston AERCO and the Texas Commission on Environmental Quality. SEP monies will be used to pay for the cost of replacing older diesel buses with alternative fueled or clean diesel buses.					27,040.00	27,040.00
AQ	46400	PHILLIPS 66 COMPANY	02/06/2015	1.00:1	43,938.00	8,787.00	17,576.00	17,575.00	17,575.00
		POLLUTION PREVENTION	The contribution will be used in accordance with the Supplemental Environmental Project Agreement between the Borger Independent School District and the Texas Commission on Environmental Quality. The school district, through an asbestos certified contractor, will remove asbestos from Central Elementary, the Borger High School Auditorium, and the Gateway Elementary. The asbestos present in these schools is currently stable and there is no requirement to remove it.					17,575.00	17,575.00
AQ	48803	BP Amoco Chemical Company	02/06/2015	1.00:1	14,513.00	2,902.00	5,806.00	5,805.00	5,805.00

\* There are Multiple Respondent Names associated to this Case No.

## Appendix 12: List of SEPs & SEP Projects - FY 2015

### Single Program

	POLLUTION PREVENTION	Clean School Bus Project - Third-Party Administrator operates a fleet of school buses. Some of these buses are older and emit harmful air pollution. Third-Party Administrator shall use SEP Funds to purchase a lower-emission school bus that is model year 2010 or newer (Replacement Bus) to replace a bus that is model year 1995 ("Older Bus"), thus removing the Older Bus from the roads.	5,805.00	5,805.00					
AQ	47759	Enbridge G & P (North Texas) L.P.	10/05/2014	1.00:1	62,461.00	12,491.00	24,985.00	24,985.00	24,985.00
	POLLUTION PREVENTION	Railroad Commission of Texas - Alternative Fuels Clean School Bus Replacement Program. The contribution will be used in accordance with the SEP between the Third-Party Recipient and the TCEQ. Specifically, the contribution will be used to reduce nitrogen oxides, volatile organic compounds, carbon monoxide, and particulate matter emissions by replacing older diesel buses with newer buses that meet more stringent emission standards.	24,985.00	24,985.00					
AQ	45988	Equistar Chemicals, LP	05/23/2015	1.00:1	29,575.00	5,915.00	11,830.00	11,830.00	11,830.00
	POLLUTION PREVENTION	The contribution will be used in accordance with the Supplemental Environmental Project Agreement between the Houston-Galveston AERCO and the Texas Commission on Environmental Quality. SEP monies will be used to pay for the cost of replacing older diesel buses with alternative fueled or clean diesel buses.	11,830.00	11,830.00					
AQ	43465	Motiva Enterprises LLC	10/17/2014	1.00:1	34,300.00	6,860.00	13,720.00	13,720.00	13,720.00
	POLLUTION PREVENTION	SEP Funds will be used to conduct home energy audits, to make repairs and upgrades to older homes, and to cover the incremental cost of replacing older energy-inefficient appliances with more energy-efficient ones for low-income homeowners in the West Port Arthur area. This project is an pollution reduction project that will result in a reduction of air pollutants in the airshed.	13,720.00	13,720.00					
AQ	49295	Chevron Phillips Chemical Company LP	05/23/2015	1.00:1	104,525.00	20,905.00	41,810.00	41,810.00	41,810.00
	POLLUTION PREVENTION	Performing Party shall operate, maintain, and potentially expand the existing Southeast Texas Regional Air Monitoring Network which includes nine monitoring stations currently at the following locations: 1) Beaumont CAM#2; 2) Cove School CAM #C695; 3) Mauriceville CAM#642; 4) Port Arthur (Motiva) Industrial Site CAM #C628; 5) Port Arthur Memorial High School campus CAM #C689; 6) Port Neches CAM #136; 7) Sabine Pass CAM #C640; 8) Southeast Texas Regional Airport CAM #C643; 9) West Orange CAM #C9.	41,810.00	41,810.00					
AQ	48472	James Hardie Building Products, Inc.	12/07/2014	1.00:1	33,750.00	6,750.00	13,500.00	13,500.00	13,500.00
	POLLUTION PREVENTION	The Performing Party shall provide reimbursement to schools, school districts, or school bus operators that retrofit, repower, or replace older school buses with newer model year buses or cleaner technology. Retrofitting, in this context, means installing devices to reduce exhaust emissions that are verified or certified by the U.S. Environmental Protection Agency (EPA) or the California Air Resources Board (CARB) as proven retrofit technologies. Repowering, in this context, means replacing older engines with newer, cleaner engines but keeping the same vehicle body. All replacement engines must be certified or verified by the EPA or CARB.	13,500.00	13,500.00					
AQ	49501	Oxy Vinyls, LP	05/07/2015	1.00:1	4,575.00	915.00	1,830.00	1,830.00	1,830.00
	POLLUTION PREVENTION	The Respondent will contribute to Barbers Hill Independent School District's ("Barbers Hill ISD") Alternative Fueled Vehicle and Equipment Program. SEP monies will be used to retire current diesel-powered or gasoline powered vehicles and equipment and replace those vehicles and equipment with alternative-fueled vehicles and equipment; convert current vehicles and equipment to alternative-fueled equipment; or retrofit current gasoline or diesel-powered equipment.	1,830.00	1,830.00					
AQ	49557	Total Petrochemicals & Refining USA, Inc.	06/04/2015	1.00:1	7,038.00	1,407.00	2,816.00	2,815.00	2,815.00

\* There are Multiple Respondent Names associated to this Case No.

## Appendix 12: List of SEPs & SEP Projects - FY 2015

### Single Program

		POLLUTION PREVENTION	SEP Funds will be used to conduct home energy audits, to make repairs and upgrades to older homes, and to cover the incremental cost of replacing older energy-inefficient appliances with more energy-efficient ones for low-income homeowners in the West Port Arthur area. This project is an pollution reduction project that will result in a reduction of air pollutants in the airshed.				2,815.00	2,815.00	
AQ	49408	The Lubrizol Corporation	06/12/2015	1.00:1	12,688.00	2,537.00	5,076.00	5,075.00	5,075.00
		POLLUTION PREVENTION	The Respondent will contribute to Barbers Hill Independent School District's ("Barbers Hill ISD") Alternative Fueled Vehicle and Equipment Program. SEP monies will be used to retire current diesel-powered or gasoline powered vehicles and equipment and replace those vehicles and equipment with alternative-fueled vehicles and equipment; convert current vehicles and equipment to alternative-fueled equipment; or retrofit current gasoline or diesel-powered equipment.					5,075.00	5,075.00
AQ	48639	Sherwin Alumina Company, LLC	05/07/2015	1.00:1	73,125.00	14,625.00	29,250.00	29,250.00	29,250.00
		POLLUTION PREVENTION	The Respondent will contribute to Texas A&M University-Kingsville, Air Quality Monitoring in San Patricio County. The contribution will be used in accordance with the Supplemental Environmental Project Agreement between Texas A&M University-Kingsville and the Texas Commission on Environmental Quality. The 3rd party will establish three air quality monitoring stations in the San Patricio Water District. The stations will consist of ambient air monitoring instruments, meteorological instruments, and ancillary equipment. The primary objective of these new monitoring stations is to provide continuous non-regulatory information on air quality. The stations will also generate data on background concentrations, pollutant transports from outside the air shed, and from the industrial district during the periods of predominant southeast to northwest wind patterns. The monitoring sites will be located at the Odem Raw Water Stations, Taft Texana Blending Station, and the San Patricio Country					14,625.00	14,625.00
		POLLUTION PREVENTION	Project will fuse funds to aid local school districts, area transit agencies, and local governments in need of funding assistance to pay for the cost of the following activities to reduce emissions: 1) replacing older diesel buses with alternative fueled or clean diesel buses; or 2) retrofitting older diesel buses with new cleaner technology. RC&D shall disburse funds to school districts, area transit agencies, or local governments on a needs-rated basis, using non-attainment area status, condition of buses, or economic status of recipient as possible rating factors if competition for funds exists.					14,625.00	14,625.00
AQ	49019	Stallion Oilfield Services Ltd.	04/10/2015	1.00:1	2,916.00	0.00	1,458.00	1,458.00	1,458.00
		POLLUTION REDUCTION	Contribution to Clean Vehicles Partnership Project; Replacement and retrofit buses					1,458.00	1,458.00
AQ	48631	DCP Midstream, LP	10/27/2014	1.00:1	18,562.00	3,712.00	7,425.00	7,425.00	7,425.00
		POLLUTION PREVENTION	The contribution will be used in accordance with the Supplemental Environmental Project Agreement between the Borger Independent School District and the Texas Commission on Environmental Quality. The school district, through an asbestos certified contractor, will remove asbestos from Central Elementary, the Borger High School Auditorium, and the Gateway Elementary.					7,425.00	7,425.00
AQ	47996	Flint Hills Resources Longview, LLC	02/13/2015	1.00:1	287,000.00	0.00	143,500.00	143,500.00	143,500.00
		POLLUTION REDUCTION	Project will fuse funds to aid local school districts, area transit agencies, and local governments in need of funding assistance to pay for the cost of the following activities to reduce emissions: 1) replacing older diesel buses with alternative fueled or clean diesel buses; or 2) retrofitting older diesel buses with new cleaner technology. RC&D shall disburse funds to school districts, area transit agencies, or local governments on a needs-rated basis, using non-attainment area status, condition of buses, or economic status of recipient as possible rating factors if competition for funds exists.					143,500.00	143,500.00
AQ	50107	The Premcor Refining Group Inc.	08/17/2015	1.00:1	7,125.00	1,425.00	2,850.00	2,850.00	2,850.00

\* There are Multiple Respondent Names associated to this Case No.

## Appendix 12: List of SEPs & SEP Projects - FY 2015

### Single Program

	POLLUTION PREVENTION	SEP Funds will be used to conduct home energy audits, to make repairs and upgrades to older homes, and to cover the incremental cost of replacing older energy-inefficient appliances with more energy-efficient ones for low-income homeowners in the West Port Arthur area. This project is an pollution reduction project that will result in a reduction of air pollutants in the airshed.	2,850.00	2,850.00					
AQ	49382	Huntsman Petrochemical LLC	06/12/2015	1.00:1	19,689.00	3,937.00	7,876.00	7,876.00	7,876.00
	POLLUTION PREVENTION	Performing Party shall operate, maintain, and potentially expand the existing Southeast Texas Regional Air Monitoring Network which includes nine monitoring stations currently at the following locations: 1) Beaumont CAM#2; 2) Cove School CAM #C695; 3) Mauriceville CAM#642; 4) Port Arthur (Motiva) Industrial Site CAM #C628; 5) Port Arthur Memorial High School campus CAM #C689; 6) Port Neches CAM #136; 7) Sabine Pass CAM #C640; 8) Southeast Texas Regional Airport CAM #C643; 9) West Orange CAM #C9.	7,876.00	7,876.00					
AQ	48619	The Premcor Refining Group Inc.	03/13/2015	1.00:1	41,250.00	8,250.00	16,500.00	16,500.00	16,500.00
	POLLUTION PREVENTION	SEP Funds will be used to conduct home energy audits, to make repairs and upgrades to older homes, and to cover the incremental cost of replacing older energy-inefficient appliances with more energy-efficient ones for low-income homeowners in the West Port Arthur area. This project is an pollution reduction project that will result in a reduction of air pollutants in the airshed.	16,500.00	16,500.00					
AQ	49401	Equistar Chemicals, LP	04/04/2015	1.00:1	7,500.00	1,500.00	3,000.00	3,000.00	3,000.00
	POLLUTION PREVENTION	The contribution will be used in accordance with the Supplemental Environmental Project Agreement between the Houston-Galveston AERCO and the Texas Commission on Environmental Quality. SEP monies will be used to pay for the cost of replacing older diesel buses with alternative fueled or clean diesel buses.	3,000.00	3,000.00					
AQ	48394	E. I. du Pont de Nemours and Company	12/19/2014	1.00:1	25,000.00	0.00	12,500.00	12,500.00	12,500.00
	POLLUTION PREVENTION	The contribution will be to Texas PTA for the Clean School Bus Program in Texas Air Quality Control Region as set forth in an agreement between the Third-Party Recipient and the TCEQ. Specifically, the contribution will be used to reimburse local school districts for the cost of the following activities to reduce emissions: 1) replacing older diesel buses with alternative fuelled or clean diesel buses; or 2) retrofitting older diesel buses with new, cleaner technology. The SEP will be done in accordance with all federal, state and local environmental laws and regulations.	12,500.00	12,500.00					
AQ	48570	TPC Group LLC *	05/07/2015	0.00:1				0.00	0.00
	POLLUTION PREVENTION	Performing Party shall use SEP Funds to perform energy efficiency upgrades on public buildings and infrastructure. Specifically, SEP Funds may only be used for: 1) the cost of conducting energy efficiency audits; 2) the incremental cost for construction or implementation of energy-efficiency upgrades (versus the cost of non-energy efficiency upgrades); 3) the incremental cost of purchase of more energy-efficient equipment or appliances (versus the cost of purchasing non-energy efficient equipment or appliances); or 4) other direct costs authorized in advance by TCEQ.	0.00	0.00					
AQ	48156	Shell Oil Company	12/19/2014	1.00:1	38,125.00	0.00	19,063.00	19,062.00	19,062.00
	POLLUTION PREVENTION	SEP funds will be used to supplement existing operation of a network of ambient air monitoring stations that continuously measure and record concentrations of ambient air pollutants. Specifically, SEP Funds will be used to operate, maintain, and potentially expand portions of the existing ambient air quality monitoring network in the Houston area in order to continue to provide information on data quality and trends to the public, TCEQ, and industry representatives.	19,062.00	19,062.00					
AQ	47536	The Dow Chemical Company	10/05/2014	1.00:1	49,726.00	9,945.00	19,891.00	19,890.00	19,890.00

\* There are Multiple Respondent Names associated to this Case No.

## Appendix 12: List of SEPs & SEP Projects - FY 2015

### Single Program

		POLLUTION PREVENTION			The contribution will be used in accordance with the Supplemental Environmental Project Agreement between the Houston-Galveston AERCO and the Texas Commission on Environmental Quality. SEP monies will be used to pay for the cost of replacing older diesel buses with alternative fueled or clean diesel buses.	19,890.00	19,890.00		
AQ	49072	Gulf Coast Waste Disposal Authority	01/25/2015	1.00:1	1,941.00	388.00	0.00	1,553.00	1,553.00
		POLLUTION PREVENTION			The contribution will be used in accordance with the Supplemental Environmental Project Agreement between the Houston-Galveston AERCO and the Texas Commission on Environmental Quality. SEP monies will be used to pay for the cost of replacing older diesel buses with alternative fueled or clean diesel buses.	1,553.00	1,553.00		
AQ	49396	BASF TOTAL Petrochemicals LLC	05/07/2015	1.00:1	7,125.00	1,425.00	2,850.00	2,850.00	2,850.00
		POLLUTION PREVENTION			SEP Funds will be used to conduct home energy audits, to make repairs and upgrades to older homes, and to cover the incremental cost of replacing older energy-inefficient appliances with more energy-efficient ones for low-income homeowners in the West Port Arthur area. This project is an pollution reduction project that will result in a reduction of air pollutants in the airshed.	2,850.00	2,850.00		
AQ	48399	Stolt-Nielsen USA Inc.	12/19/2014	1.00:1	20,251.00	4,050.00	8,101.00	8,100.00	8,100.00
		POLLUTION PREVENTION			The Respondent will contribute to Barbers Hill Independent School District's ("Barbers Hill ISD") Alternative Fueled Vehicle and Equipment Program. SEP monies will be used to retire current diesel-powered or gasoline powered vehicles and equipment and replace those vehicles and equipment with alternative-fueled vehicles and equipment; convert current vehicles and equipment to alternative-fueled equipment; or retrofit current gasoline or diesel-powered equipment.	8,100.00	8,100.00		
AQ	49192	Shell Oil Company	08/24/2015	1.00:1	23,450.00	0.00	11,725.00	11,725.00	11,725.00
		POLLUTION PREVENTION			The Respondent will contribute to Barbers Hill Independent School District's ("Barbers Hill ISD") Alternative Fueled Vehicle and Equipment Program. SEP monies will be used to retire current diesel-powered or gasoline powered vehicles and equipment and replace those vehicles and equipment with alternative-fueled vehicles and equipment; convert current vehicles and equipment to alternative-fueled equipment; or retrofit current gasoline or diesel-powered equipment.	11,725.00	11,725.00		
AQ	49029	The Dow Chemical Company	05/23/2015	1.00:1	18,750.00	0.00	9,375.00	9,375.00	9,375.00
		POLLUTION PREVENTION			The contribution will be used in accordance with the Supplemental Environmental Project Agreement between the Houston-Galveston AERCO and the Texas Commission on Environmental Quality. SEP monies will be used to pay for the cost of replacing older diesel buses with alternative fueled or clean diesel buses.	9,375.00	9,375.00		
AQ	47501	The Lubrizol Corporation	02/06/2015	1.00:1	88,977.00	17,795.00	35,591.00	35,591.00	35,591.00
		POLLUTION PREVENTION			SEP funds will be used to supplement existing operation of a network of ambient air monitoring stations that continuously measure and record concentrations of ambient air pollutants. Specifically, SEP Funds will be used to operate, maintain, and potentially expand portions of the existing ambient air quality monitoring network in the Houston area in order to continue to provide information on data quality and trends to the public, TCEQ, and industry representatives.	35,591.00	35,591.00		
AQ	48981	Equistar Chemicals, LP	04/27/2015	1.00:1	7,912.00	1,582.00	3,165.00	3,165.00	3,165.00
		POLLUTION PREVENTION			The contribution will be used in accordance with the Supplemental Environmental Project Agreement between the Houston-Galveston AERCO and the Texas Commission on Environmental Quality. SEP monies will be used to pay for the cost of replacing older diesel buses with alternative fueled or clean diesel buses.	3,165.00	3,165.00		
AQ	48895	The Premcor Refining Group Inc.	02/13/2015	1.00:1	25,000.00	0.00	12,500.00	12,500.00	12,500.00

\* There are Multiple Respondent Names associated to this Case No.



## Appendix 12: List of SEPs & SEP Projects - FY 2015

### Single Program

	POLLUTION PREVENTION	RC&D will coordinate with local city and county government officials to clean-up sites where tires have been disposed of illegally. Contributions will be used to clean up illegal tire sites. Eligible sites will be limited to areas where a responsible party can not be identified and where there is no preexisting obligation to clean up the site by the owner or government. SEP monies will be used for the direct cost of collection and disposal of debris and tires.	12,500.00	12,500.00					
AQ	47825	CHASE INDUSTRIES, INC.	05/23/2015	1.00:1	37,447.00	7,489.00	14,979.00	14,979.00	14,979.00
	POLLUTION PREVENTION	Railroad Commission of Texas - Alternative Fuels Clean School Bus Replacement Program. The contribution will be used in accordance with the SEP between the Third-Party Recipient and the TCEQ. Specifically, the contribution will be used to reduce nitrogen oxides, volatile organic compounds, carbon monoxide, and particulate matter emissions by replacing older diesel buses with newer buses that meet more stringent emission standards.	14,979.00	14,979.00					
AQ	49365	CITY OF EL PASO	02/23/2015	1.00:1	3,750.00	750.00	0.00	3,000.00	3,000.00
	POLLUTION PREVENTION	RC&D will coordinate with local city and county government officials to clean-up sites where tires have been disposed of illegally. Contributions will be used to clean up illegal tire sites. Eligible sites will be limited to areas where a responsible party can not be identified and where there is no preexisting obligation to clean up the site by the owner or government. SEP monies will be used for the direct cost of collection and disposal of debris and tires.	3,000.00	3,000.00					
AQ	48249	Houston Pipe Line Company, LP	09/19/2014	1.00:1	6,750.00	0.00	3,375.00	3,375.00	3,375.00
	POLLUTION PREVENTION	Railroad Commission of Texas - Alternative Fuels Clean School Bus Replacement Program. The contribution will be used in accordance with the SEP between the Third-Party Recipient and the TCEQ. Specifically, the contribution will be used to reduce nitrogen oxides, volatile organic compounds, carbon monoxide, and particulate matter emissions by replacing older diesel buses with newer buses that meet more stringent emission standards.	3,375.00	3,375.00					
AQ	49450	The Goodyear Tire & Rubber Company	06/12/2015	1.00:1	117,600.00	23,520.00	47,040.00	47,040.00	47,040.00
	POLLUTION PREVENTION	Project will fuse funds to aid local school districts, area transit agencies, and local governments in need of funding assistance to pay for the cost of the following activities to reduce emissions: 1) replacing older diesel buses with alternative fueled or clean diesel buses; or 2) retrofitting older diesel buses with new cleaner technology. RC&D shall disburse funds to school districts, area transit agencies, or local governments on a needs-rated basis, using non-attainment area status, condition of buses, or economic status of recipient as possible rating factors if competition for funds exists.	23,520.00	23,520.00					
	POLLUTION PREVENTION	Performing Party shall operate, maintain, and potentially expand the existing Southeast Texas Regional Air Monitoring Network which includes nine monitoring stations currently at the following locations: 1) Beaumont CAM#2; 2) Cove School CAM #C695; 3) Mauriceville CAM#642; 4) Port Arthur (Motiva) Industrial Site CAM #C628; 5) Port Arthur Memorial High School campus CAM #C689; 6) Port Neches CAM #136; 7) Sabine Pass CAM #C640; 8) Southeast Texas Regional Airport CAM #C643; 9) West Orange CAM #C9.	23,520.00	23,520.00					
AQ	48578	Chevron Phillips Chemical Company LP	05/07/2015	1.00:1	192,626.00	0.00	96,313.00	96,313.00	96,313.00
	POLLUTION PREVENTION	The contribution will be used in accordance with the Supplemental Environmental Project Agreement between the Houston-Galveston AERCO and the Texas Commission on Environmental Quality. SEP monies will be used to pay for the cost of replacing older diesel buses with alternative fueled or clean diesel buses.	96,313.00	96,313.00					
AQ	47676	MAVERICK DRILLING & EXPLORATION USA INC.	02/06/2015	1.00:1	208,622.00	41,724.00	83,449.00	83,449.00	83,449.00

\* There are Multiple Respondent Names associated to this Case No.

## Appendix 12: List of SEPs & SEP Projects - FY 2015

### Single Program

	POLLUTION PREVENTION	Railroad Commission of Texas - Alternative Fuels Clean School Bus Replacement Program. The contribution will be used in accordance with the SEP between the Third-Party Recipient and the TCEQ. Specifically, the contribution will be used to reduce nitrogen oxides, volatile organic compounds, carbon monoxide, and particulate matter emissions by replacing older diesel buses with newer buses that meet more stringent emission standards.	83,449.00	83,449.00					
AQ	49300	Enterprise Products Operating LLC	04/09/2015	1.00:1	13,125.00	2,625.00	5,250.00	5,250.00	5,250.00
	POLLUTION PREVENTION	The Respondent will contribute to Barbers Hill Independent School District's ("Barbers Hill ISD") Alternative Fueled Vehicle and Equipment Program. SEP monies will be used to retire current diesel-powered or gasoline powered vehicles and equipment and replace those vehicles and equipment with alternative-fueled vehicles and equipment; convert current vehicles and equipment to alternative-fueled equipment; or retrofit current gasoline or diesel-powered equipment.	5,250.00	5,250.00					
AQ	48398	LyondellBasell Acetyls, LLC	12/07/2014	1.00:1	95,382.00	19,076.00	38,153.00	38,153.00	38,153.00
	POLLUTION PREVENTION	SEP funds will be used to supplement existing operation of a network of ambient air monitoring stations that continuously measure and record concentrations of ambient air pollutants. Specifically, SEP Funds will be used to operate, maintain, and potentially expand portions of the existing ambient air quality monitoring network in the Houston area in order to continue to provide information on data quality and trends to the public, TCEQ, and industry representatives.	38,153.00	38,153.00					
AQ	48364	Motiva Enterprises LLC	10/17/2014	1.00:1	67,500.00	0.00	33,750.00	33,750.00	33,750.00
	POLLUTION PREVENTION	SEP Funds will be used to conduct home energy audits, to make repairs and upgrades to older homes, and to cover the incremental cost of replacing older energy-inefficient appliances with more energy-efficient ones for low-income homeowners in the West Port Arthur area. This project is an pollution reduction project that will result in a reduction of air pollutants in the airshed.	33,750.00	33,750.00					
AQ	49088	Shell Chemical LP	07/17/2015	1.00:1	19,688.00	3,937.00	7,876.00	7,875.00	7,875.00
	POLLUTION PREVENTION	The Respondent will contribute to Barbers Hill Independent School District's ("Barbers Hill ISD") Alternative Fueled Vehicle and Equipment Program. SEP monies will be used to retire current diesel-powered or gasoline powered vehicles and equipment and replace those vehicles and equipment with alternative-fueled vehicles and equipment; convert current vehicles and equipment to alternative-fueled equipment; or retrofit current gasoline or diesel-powered equipment.	7,875.00	7,875.00					
AQ	48435	E. R. Carpenter, L.P.	10/05/2014	1.00:1	57,405.00	11,480.00	22,963.00	22,962.00	22,962.00
	POLLUTION PREVENTION	The contribution will be used in accordance with the Supplemental Environmental Project Agreement between the Houston-Galveston AERCO and the Texas Commission on Environmental Quality. SEP monies will be used to pay for the cost of replacing older diesel buses with alternative fueled or clean diesel buses.	22,962.00	22,962.00					
AQ	49478	Shell Oil Company	08/10/2015	1.00:1	32,500.00	0.00	16,250.00	16,250.00	16,250.00
	POLLUTION PREVENTION	The Respondent will contribute to Barbers Hill Independent School District's ("Barbers Hill ISD") Alternative Fueled Vehicle and Equipment Program. SEP monies will be used to retire current diesel-powered or gasoline powered vehicles and equipment and replace those vehicles and equipment with alternative-fueled vehicles and equipment; convert current vehicles and equipment to alternative-fueled equipment; or retrofit current gasoline or diesel-powered equipment.	16,250.00	16,250.00					
AQ	46642	The Dow Chemical Company	10/17/2014	1.00:1	83,825.00	16,765.00	33,530.00	33,530.00	33,530.00
	POLLUTION PREVENTION	The contribution will be used in accordance with the Supplemental Environmental Project Agreement between the Houston-Galveston AERCO and the Texas Commission on Environmental Quality. SEP monies will be used to pay for the cost of replacing older diesel buses with alternative fueled or clean diesel buses.	33,530.00	33,530.00					

\* There are Multiple Respondent Names associated to this Case No.

## Appendix 12: List of SEPs & SEP Projects - FY 2015

### Single Program

AQ	47827	PHILLIPS 66 COMPANY	10/17/2014	1.00:1	40,000.00	0.00	20,000.00	20,000.00	20,000.00
		POLLUTION PREVENTION	The contribution will be to Texas PTA for the Clean School Bus Program in Texas Air Quality Control Region as set forth in an agreement between the Third-Party Recipient and the TCEQ. Specifically, the contribution will be used to reimburse local school districts for the cost of the following activities to reduce emissions: 1) replacing older diesel buses with alternative fuelled or clean diesel buses; or 2) retrofitting older diesel buses with new, cleaner technology. The SEP will be done in accordance with all federal, state and local environmental laws and regulations					20,000.00	20,000.00
AQ	50037	Union Tank Car Company	07/19/2015	1.00:1	3,562.00	712.00	1,425.00	1,425.00	1,425.00
		POLLUTION PREVENTION	Railroad Commission of Texas - Alternative Fuels Clean School Bus Replacement Program. The contribution will be used in accordance with the SEP between the Third-Party Recipient and the TCEQ. Specifically, the contribution will be used to reduce nitrogen oxides, volatile organic compounds, carbon monoxide, and particulate matter emissions by replacing older diesel buses with newer buses that meet more stringent emission standards.					1,425.00	1,425.00
AQ	48391	DCP Midstream, LP	12/07/2014	1.00:1	112,500.00	0.00	56,250.00	56,250.00	56,250.00
		POLLUTION PREVENTION	The contribution will be used in accordance with the Supplemental Environmental Project Agreement between the Borger Independent School District and the Texas Commission on Environmental Quality. The school district, through an asbestos certified contractor, will remove asbestos from Central Elementary, the Borger High School Auditorium, and the Gateway Elementary.					56,250.00	56,250.00
AQ	48490	The Premcor Refining Group Inc.	04/09/2015	1.00:1	200,000.00	0.00	100,000.00	100,000.00	100,000.00
		POLLUTION PREVENTION	SEP Funds will be used to conduct home energy audits, to make repairs and upgrades to older homes, and to cover the incremental cost of replacing older energy-inefficient appliances with more energy-efficient ones for low-income homeowners in the West Port Arthur area. This project is an pollution reduction project that will result in a reduction of air pollutants in the airshed.					100,000.00	100,000.00
AQ	48110	Equistar Chemicals, LP	10/05/2014	1.00:1	34,836.00	0.00	17,418.00	17,418.00	17,418.00
		POLLUTION PREVENTION	SEP funds will be used to supplement existing operation of a network of ambient air monitoring stations that continuously measure and record concentrations of ambient air pollutants. Specifically, SEP Funds will be used to operate, maintain, and potentially expand portions of the existing ambient air quality monitoring network in the Houston area in order to continue to provide information on data quality and trends to the public, TCEQ, and industry representatives.					17,418.00	17,418.00
AQ	47978	Flint Hills Resources Port Arthur, LLC	12/07/2014	1.00:1	13,126.00	2,625.00	5,251.00	5,250.00	5,250.00
		POLLUTION PREVENTION	SEP Funds will be used to conduct home energy audits, to make repairs and upgrades to older homes, and to cover the incremental cost of replacing older energy-inefficient appliances with more energy-efficient ones for low-income homeowners in the West Port Arthur area. This project is an pollution reduction project that will result in a reduction of air pollutants in the airshed.					5,250.00	5,250.00
AQ	49565	Eastman Chemical Company	07/17/2015	1.00:1	8,325.00	1,665.00	3,330.00	3,330.00	3,330.00
		POLLUTION PREVENTION	The contribution will be used to reimburse local school districts for the cost of retrofitting or replacing school buses with cleaner technology buses to reduce air pollution emissions.					3,330.00	3,330.00
AQ	48961	Equistar Chemicals, LP	01/25/2015	1.00:1	6,563.00	1,312.00	2,626.00	2,625.00	2,625.00
		POLLUTION PREVENTION	SEP funds will be used to supplement existing operation of a network of ambient air monitoring stations that continuously measure and record concentrations of ambient air pollutants. Specifically, SEP Funds will be used to operate, maintain, and potentially expand portions of the existing ambient air quality monitoring network in the Houston area in order to continue to provide information on data quality and trends to the public, TCEQ, and industry representatives.					2,625.00	2,625.00

\* There are Multiple Respondent Names associated to this Case No.

## Appendix 12: List of SEPs & SEP Projects - FY 2015

### Single Program

AQ	48514	INEOS USA LLC	12/07/2014	1.00:1	170,625.00	34,125.00	68,250.00	68,250.00	68,250.00
		POLLUTION PREVENTION	The contribution will be used in accordance with the Supplemental Environmental Project Agreement between the Houston-Galveston AERCO and the Texas Commission on Environmental Quality. SEP monies will be used to pay for the cost of replacing older diesel buses with alternative fueled or clean diesel buses.					68,250.00	68,250.00
AQ	48926	LCY Elastomers, L.P.	04/27/2015	1.00:1	29,340.00	5,868.00	11,736.00	11,736.00	11,736.00
		POLLUTION PREVENTION	The Respondent will contribute to Barbers Hill Independent School District's ("Barbers Hill ISD") Alternative Fueled Vehicle and Equipment Program. SEP monies will be used to retire current diesel-powered or gasoline powered vehicles and equipment and replace those vehicles and equipment with alternative-fueled vehicles and equipment; convert current vehicles and equipment to alternative-fueled equipment; or retrofit current gasoline or diesel-powered equipment.					11,736.00	11,736.00
AQ	49174	PHILLIPS 66 COMPANY	04/09/2015	1.00:1	10,212.00	2,042.00	4,085.00	4,085.00	4,085.00
		POLLUTION PREVENTION	The contribution will be used in accordance with the Supplemental Environmental Project Agreement between the Borger Independent School District and the Texas Commission on Environmental Quality. The school district, through an asbestos certified contractor, will remove asbestos from Central Elementary, the Borger High School Auditorium, and the Gateway Elementary.					4,085.00	4,085.00
AQ	48424	Arkema Inc.	10/18/2014	1.00:1	7,012.00	1,402.00	2,805.00	2,805.00	2,805.00
		POLLUTION PREVENTION	Performing Party shall operate, maintain, and potentially expand the existing Southeast Texas Regional Air Monitoring Network which includes nine monitoring stations currently at the following locations: 1) Beaumont CAM#2; 2) Cove School CAM #C695; 3) Mauriceville CAM#642; 4) Port Arthur (Motiva) Industrial Site CAM #C628; 5) Port Arthur Memorial High School campus CAM #C689; 6) Port Neches CAM #136; 7) Sabine Pass CAM #C640; 8) Southeast Texas Regional Airport CAM #C643; 9) West Orange CAM #C9.					2,805.00	2,805.00
AQ	49823	Chevron Phillips Chemical Company LP	08/24/2015	1.00:1	95,000.00	0.00	47,500.00	47,500.00	47,500.00
		POLLUTION PREVENTION	Performing Party shall operate, maintain, and potentially expand the existing Southeast Texas Regional Air Monitoring Network which includes nine monitoring stations currently at the following locations: 1) Beaumont CAM#2; 2) Cove School CAM #C695; 3) Mauriceville CAM#642; 4) Port Arthur (Motiva) Industrial Site CAM #C628; 5) Port Arthur Memorial High School campus CAM #C689; 6) Port Neches CAM #136; 7) Sabine Pass CAM #C640; 8) Southeast Texas Regional Airport CAM #C643; 9) West Orange CAM #C9.					47,500.00	47,500.00
AQ	48597	LANXESS Corporation	10/06/2014	1.00:1	6,563.00	1,312.00	2,626.00	2,625.00	2,625.00
		POLLUTION PREVENTION	SEP Funds will be used to conduct home energy audits, to make repairs and upgrades to older homes, and to cover the incremental cost of replacing older energy-inefficient appliances with more energy-efficient ones for low-income homeowners in the West Port Arthur area. This project is an pollution reduction project that will result in a reduction of air pollutants in the airshed.					2,625.00	2,625.00
AQ	48903	TPC Group LLC	12/20/2014	1.00:1	3,975.00	795.00	1,590.00	1,590.00	1,590.00
		POLLUTION PREVENTION	SEP funds will be used to supplement existing operation of a network of ambient air monitoring stations that continuously measure and record concentrations of ambient air pollutants. Specifically, SEP Funds will be used to operate, maintain, and potentially expand portions of the existing ambient air quality monitoring network in the Houston area in order to continue to provide information on data quality and trends to the public, TCEQ, and industry representatives.					1,590.00	1,590.00
AQ	49366	Formosa Plastics Corporation, Texas	05/23/2015	1.00:1	32,500.00	0.00	16,250.00	16,250.00	16,250.00

\* There are Multiple Respondent Names associated to this Case No.

## Appendix 12: List of SEPs & SEP Projects - FY 2015

### Single Program

	POLLUTION PREVENTION	Project will fuse funds to aid local school districts, area transit agencies, and local governments in need of funding assistance to pay for the cost of the following activities to reduce emissions: 1) replacing older diesel buses with alternative fueled or clean diesel buses; or 2) retrofitting older diesel buses with new cleaner technology. RC&D shall disburse funds to school districts, area transit agencies, or local governments on a needs-rated basis, using non-attainment area status, condition of buses, or economic status of recipient as possible rating factors if competition for funds exists.	16,250.00	16,250.00					
AQ	49096	Rohm and Haas Chemicals, LLC	01/25/2015	1.00:1	3,638.00	727.00	1,456.00	1,455.00	1,455.00
	POLLUTION PREVENTION	The contribution will be used in accordance with the Supplemental Environmental Project Agreement between the Houston-Galveston AERCO and the Texas Commission on Environmental Quality. SEP monies will be used to pay for the cost of replacing older diesel buses with alternative fueled or clean diesel buses.						1,455.00	1,455.00
AQ	48158	Diamond Shamrock Refining Company, L.P.	10/17/2014	1.00:1	22,751.00	0.00	11,376.00	11,375.00	11,375.00
	POLLUTION PREVENTION	RC&D will coordinate with local city and county government officials to clean-up sites where tires have been disposed of illegally. Contributions will be used to clean up illegal tire sites. Eligible sites will be limited to areas where a responsible party can not be identified and where there is no preexisting obligation to clean up the site by the owner or government. SEP monies will be used for the direct cost of collection and disposal of debris and tires.						11,375.00	11,375.00
AQ	49046	ConocoPhillips Company	07/17/2015	1.00:1	13,600.00	2,720.00	5,440.00	5,440.00	5,440.00
	POLLUTION PREVENTION	The contribution will be used in accordance with the Supplemental Environmental Project Agreement between the Borger Independent School District and the Texas Commission on Environmental Quality. The school district, through an asbestos certified contractor, will remove asbestos from Central Elementary, the Borger High School Auditorium, and the Gateway Elementary.						5,440.00	5,440.00
AQ	47764	MEMC Pasadena, Inc.	12/19/2014	1.00:1	158,200.00	31,640.00	63,280.00	63,280.00	63,280.00
	POLLUTION PREVENTION	The contribution will be used in accordance with the Supplemental Environmental Project Agreement between the Houston-Galveston AERCO and the Texas Commission on Environmental Quality. SEP monies will be used to pay for the cost of replacing older diesel buses with alternative fueled or clean diesel buses.						63,280.00	63,280.00
AQ	49507	Total Petrochemicals & Refining USA, Inc.	06/12/2015	1.00:1	15,000.00	3,000.00	6,000.00	6,000.00	6,000.00
	POLLUTION PREVENTION	SEP Funds will be used to conduct home energy audits, to make repairs and upgrades to older homes, and to cover the incremental cost of replacing older energy-inefficient appliances with more energy-efficient ones for low-income homeowners in the West Port Arthur area. This project is an pollution reduction project that will result in a reduction of air pollutants in the airshed.						6,000.00	6,000.00
AQ	48464	Anheuser-Busch, LLC	10/27/2014	1.00:1	17,100.00	3,420.00	6,840.00	6,840.00	6,840.00
	POLLUTION PREVENTION	The contribution will be used to reimburse local school districts for the cost of retrofitting or replacing school buses with cleaner technology buses to reduce air pollution emissions.						6,840.00	6,840.00
AQ	48255	Wyman-Gordon Forgings, Inc.	10/05/2014	1.00:1	23,400.00	4,680.00	9,360.00	9,360.00	9,360.00
	POLLUTION PREVENTION	The contribution will be used in accordance with the Supplemental Environmental Project Agreement between the Houston-Galveston AERCO and the Texas Commission on Environmental Quality. SEP monies will be used to pay for the cost of replacing older diesel buses with alternative fueled or clean diesel buses.						9,360.00	9,360.00
AQ	48324	The Dow Chemical Company	09/19/2014	1.00:1	31,960.00	6,392.00	12,784.00	12,784.00	12,784.00
	POLLUTION PREVENTION	The contribution will be used in accordance with the Supplemental Environmental Project Agreement between the Houston-Galveston AERCO and the Texas Commission on Environmental Quality. SEP monies will be used to pay for the cost of replacing older diesel buses with alternative fueled or clean diesel buses.						12,784.00	12,784.00

\* There are Multiple Respondent Names associated to this Case No.

## Appendix 12: List of SEPs & SEP Projects - FY 2015

### Single Program

AQ	48849	E. I. du Pont de Nemours and Company	07/17/2015	1.00:1	87,500.00	0.00	43,750.00	43,750.00	43,750.00
		POLLUTION PREVENTION	Performing Party shall operate, maintain, and potentially expand the existing Southeast Texas Regional Air Monitoring Network which includes nine monitoring stations currently at the following locations: 1) Beaumont CAM#2; 2) Cove School CAM #C695; 3) Mauriceville CAM#642; 4) Port Arthur (Motiva) Industrial Site CAM #C628; 5) Port Arthur Memorial High School campus CAM #C689; 6) Port Neches CAM #136; 7) Sabine Pass CAM #C640; 8) Southeast Texas Regional Airport CAM #C643; 9) West Orange CAM #C9.					43,750.00	43,750.00
AQ	47856	Gulf Coast Waste Disposal Authority	10/18/2014	1.00:1	2,075.00	415.00	0.00	1,660.00	1,660.00
		POLLUTION PREVENTION	The contribution will be used in accordance with the Supplemental Environmental Project Agreement between the Houston-Galveston AERCO and the Texas Commission on Environmental Quality. SEP monies will be used to pay for the cost of replacing older diesel buses with alternative fueled or clean diesel buses.					1,660.00	1,660.00
AQ	48340	Ascend Performance Materials Texas Inc.	10/27/2014	1.00:1	15,000.00	3,000.00	6,000.00	6,000.00	6,000.00
		POLLUTION PREVENTION	The contribution will be used in accordance with the Supplemental Environmental Project Agreement between the Houston-Galveston AERCO and the Texas Commission on Environmental Quality. SEP monies will be used to pay for the cost of replacing older diesel buses with alternative fueled or clean diesel buses.					6,000.00	6,000.00
AQ	48436	DCP Midstream, LP	12/07/2014	1.00:1	27,750.00	5,550.00	11,100.00	11,100.00	11,100.00
		POLLUTION PREVENTION	The contribution will be used in accordance with the Supplemental Environmental Project Agreement between the Borger Independent School District and the Texas Commission on Environmental Quality. The school district, through an asbestos certified contractor, will remove asbestos from Central Elementary, the Borger High School Auditorium, and the Gateway Elementary.					11,100.00	11,100.00
AQ	48953	The Lubrizol Corporation	07/17/2015	1.00:1	15,000.00	3,000.00	6,000.00	6,000.00	6,000.00
		POLLUTION PREVENTION	The Respondent will contribute to Barbers Hill Independent School District's ("Barbers Hill ISD") Alternative Fueled Vehicle and Equipment Program. SEP monies will be used to retire current diesel-powered or gasoline powered vehicles and equipment and replace those vehicles and equipment with alternative-fueled vehicles and equipment; convert current vehicles and equipment to alternative-fueled equipment; or retrofit current gasoline or diesel-powered equipment.					6,000.00	6,000.00
AQ	48666	TPC Group LLC	10/18/2014	1.00:1	5,775.00	1,155.00	2,310.00	2,310.00	2,310.00
		POLLUTION PREVENTION	SEP Funds will be used to conduct home energy audits, to make repairs and upgrades to older homes, and to cover the incremental cost of replacing older energy-inefficient appliances with more energy-efficient ones for low-income homeowners in the West Port Arthur area. This project is an pollution reduction project that will result in a reduction of air pollutants in the airshed.					2,310.00	2,310.00
AQ	49052	EnAqua Solutions, LLC	07/17/2015	1.00:1	18,375.00	3,675.00	7,350.00	7,350.00	7,350.00
		POLLUTION PREVENTION	Railroad Commission of Texas - Alternative Fuels Clean School Bus Replacement Program. The contribution will be used in accordance with the SEP between the Third-Party Recipient and the TCEQ. Specifically, the contribution will be used to reduce nitrogen oxides, volatile organic compounds, carbon monoxide, and particulate matter emissions by replacing older diesel buses with newer buses that meet more stringent emission standards.					7,350.00	7,350.00
AQ	48396	Shell Chemical LP	10/27/2014	1.00:1	400,000.00	0.00	200,000.00	200,000.00	200,000.00

\* There are Multiple Respondent Names associated to this Case No.

## Appendix 12: List of SEPs & SEP Projects - FY 2015

### Single Program

	POLLUTION PREVENTION	SEP funds will be used to supplement existing operation of a network of ambient air monitoring stations that continuously measure and record concentrations of ambient air pollutants. Specifically, SEP Funds will be used to operate, maintain, and potentially expand portions of the existing ambient air quality monitoring network in the Houston area in order to continue to provide information on data quality and trends to the public, TCEQ, and industry representatives.	200,000.00	200,000.00					
AQ	47608	Bio Energy (Austin), LLC	12/07/2014	1.00:1	40,990.00	8,198.00	16,396.00	16,396.00	16,396.00
	POLLUTION PREVENTION	Railroad Commission of Texas - Alternative Fuels Clean School Bus Replacement Program. The contribution will be used in accordance with the SEP between the Third-Party Recipient and the TCEQ. Specifically, the contribution will be used to reduce nitrogen oxides, volatile organic compounds, carbon monoxide, and particulate matter emissions by replacing older diesel buses with newer buses that meet more stringent emission standards.					16,396.00	16,396.00	
AQ	48278	ConocoPhillips Company	12/07/2014	1.00:1	76,017.00	15,203.00	30,407.00	30,407.00	30,407.00
	POLLUTION PREVENTION	The contribution will be used in accordance with the Supplemental Environmental Project Agreement between the Borger Independent School District and the Texas Commission on Environmental Quality. The school district, through an asbestos certified contractor, will remove asbestos from Central Elementary, the Borger High School Auditorium, and the Gateway Elementary. The asbestos present in these schools is currently stable and there is no requirement to remove it. The school district is removing the asbestos due to the age of the asbestos and the likelihood of increased traffic in the affected areas in the future. The SEP will be done in accordance with all federal, state and local environmental laws and regulations.					30,407.00	30,407.00	
AQ	48662	Enbridge G & P (East Texas) L.P.	03/13/2015	1.00:1	25,000.00	0.00	12,500.00	12,500.00	12,500.00
	POLLUTION PREVENTION	Railroad Commission of Texas - Alternative Fuels Clean School Bus Replacement Program. The contribution will be used in accordance with the SEP between the Third-Party Recipient and the TCEQ. Specifically, the contribution will be used to reduce nitrogen oxides, volatile organic compounds, carbon monoxide, and particulate matter emissions by replacing older diesel buses with newer buses that meet more stringent emission standards.					12,500.00	12,500.00	
AQ	49679	Shell Chemical LP	08/24/2015	1.00:1	15,000.00	3,000.00	6,000.00	6,000.00	6,000.00
	POLLUTION PREVENTION	The Respondent will contribute to Barbers Hill Independent School District's ("Barbers Hill ISD") Alternative Fueled Vehicle and Equipment Program. SEP monies will be used to retire current diesel-powered or gasoline powered vehicles and equipment and replace those vehicles and equipment with alternative-fueled vehicles and equipment; convert current vehicles and equipment to alternative-fueled equipment; or retrofit current gasoline or diesel-powered equipment.					6,000.00	6,000.00	
AQ	49451	JSW Steel (USA) Inc.	05/23/2015	1.00:1	8,925.00	1,785.00	3,570.00	3,570.00	3,570.00
	POLLUTION PREVENTION	The Respondent will contribute to Barbers Hill Independent School District's ("Barbers Hill ISD") Alternative Fueled Vehicle and Equipment Program. SEP monies will be used to retire current diesel-powered or gasoline powered vehicles and equipment and replace those vehicles and equipment with alternative-fueled vehicles and equipment; convert current vehicles and equipment to alternative-fueled equipment; or retrofit current gasoline or diesel-powered equipment.					3,570.00	3,570.00	
AQ	49409	TXI Operations, LP	06/12/2015	1.00:1	59,326.00	11,865.00	23,731.00	23,730.00	23,730.00
	POLLUTION PREVENTION	Railroad Commission of Texas - Alternative Fuels Clean School Bus Replacement Program. The contribution will be used in accordance with the SEP between the Third-Party Recipient and the TCEQ. Specifically, the contribution will be used to reduce nitrogen oxides, volatile organic compounds, carbon monoxide, and particulate matter emissions by replacing older diesel buses with newer buses that meet more stringent emission standards.					23,730.00	23,730.00	
AQ	49250	Styrolution America LLC	04/04/2015	1.00:1	5,512.00	1,102.00	2,205.00	2,205.00	2,205.00

\* There are Multiple Respondent Names associated to this Case No.

## Appendix 12: List of SEPs & SEP Projects - FY 2015

### Single Program

		POLLUTION PREVENTION	Clean School Bus Project - Third-Party Administrator operates a fleet of school buses. Some of these buses are older and emit harmful air pollution. Third-Party Administrator shall use SEP Funds to purchase a lower-emission school bus that is model year 2010 or newer ('Replacement Bus') to replace a bus that is model year 1995 ("Older Bus"), thus removing the Older Bus from the roads. Third-Party Administrator shall ensure that the Replacement Bus has an engine that meets 2010 EPA Standards.				2,205.00	2,205.00
AQ	49472	Lone Star NGL Fractionators LLC	05/23/2015	1.00:1	11,700.00	2,340.00	4,680.00	4,680.00
		POLLUTION PREVENTION	Performing Party shall use SEP Funds to perform energy efficiency upgrades on public buildings and infrastructure. Specifically, SEP Funds may only be used for: 1) the cost of conducting energy efficiency audits; 2) the incremental cost for construction or implementation of energy-efficiency upgrades (versus the cost of non-energy efficiency upgrades); 3) the incremental cost of purchase of more energy-efficient equipment or appliances (versus the cost of purchasing non-energy efficient equipment or appliances); or 4) other direct costs authorized in advance by TCEQ.				4,680.00	4,680.00
AQ	49449	DCP Midstream, LP	05/07/2015	1.00:1	33,188.00	6,637.00	13,276.00	13,275.00
		POLLUTION PREVENTION	The school district, through an asbestos certified contractor, will remove asbestos from Central Elementary, the Borger High School Auditorium, and the Gateway Elementary. The asbestos present in these schools is currently stable and there is no requirement to remove it. The school district is removing the asbestos due to the age of the asbestos and the likelihood of increased traffic in the affected areas in the future. The SEP will be done in accordance with all federal, state and local environmental laws and regulations.				13,275.00	13,275.00
AQ	48879	Marathon Petroleum Company LP	03/13/2015	1.00:1	52,747.00	0.00	0.00	52,747.00
		POLLUTION REDUCTION	Custom SEP: 11th Street Benzene Monitor with 100% offset				52,747.00	52,747.00
AQ	47877	PHILLIPS 66 COMPANY	10/27/2014	1.00:1	68,494.00	13,698.00	27,398.00	27,398.00
		POLLUTION PREVENTION	The contribution will be used in accordance with the Supplemental Environmental Project Agreement between the Borger Independent School District and the Texas Commission on Environmental Quality. The school district, through an asbestos certified contractor, will remove asbestos from Central Elementary, the Borger High School Auditorium, and the Gateway Elementary. The asbestos present in these schools is currently stable and there is no requirement to remove it. The school district is removing the asbestos due to the age of the asbestos and the likelihood of increased traffic in the affected areas in the future. The SEP will be done in accordance with all federal, state and local environmental laws and regulations.				27,398.00	27,398.00
AQ	48306	TPC Group LLC	10/18/2014	1.00:1	6,000.00	1,200.00	2,400.00	2,400.00
		POLLUTION PREVENTION	SEP funds will be used to install or retrofit, operate, maintain, and potentially expand air monitoring stations in Harris County to continuously monitor ambient air for total non-methane hydrocarbons and hazardous air pollutants (HAPs). Specifically, SEP funds will be used to purchase equipment (such as automated canister samplers), hardware, software, and licenses to enable the monitoring.				2,400.00	2,400.00
AQ	48757	E. I. du Pont de Nemours and Company	04/27/2015	1.00:1	114,863.00	22,972.00	45,946.00	45,945.00
		POLLUTION PREVENTION	The contribution will be used in accordance with the Supplemental Environmental Project Agreement between the Houston-Galveston AERCO and the Texas Commission on Environmental Quality. SEP monies will be used to pay for the cost of replacing older diesel buses with alternative fueled or clean diesel buses.				45,945.00	45,945.00
AQ	48735	Total Petrochemicals & Refining USA, Inc.	02/06/2015	1.00:1	83,500.00	0.00	41,750.00	41,750.00

\* There are Multiple Respondent Names associated to this Case No.



## Appendix 12: List of SEPs & SEP Projects - FY 2015

### Single Program

	POLLUTION PREVENTION	SEP Funds will be used to conduct home energy audits, to make repairs and upgrades to older homes, and to cover the incremental cost of replacing older energy-inefficient appliances with more energy-efficient ones for low-income homeowners in the West Port Arthur area. This project is an pollution reduction project that will result in a reduction of air pollutants in the airshed.	41,750.00	41,750.00					
AQ	48732	KM Liquids Terminals LLC	12/07/2014	1.00:1	27,562.00	5,512.00	11,025.00	11,025.00	11,025.00
	POLLUTION PREVENTION	The contribution will be used in accordance with the Supplemental Environmental Project Agreement between the Houston-Galveston AERCO and the Texas Commission on Environmental Quality. SEP monies will be used to pay for the cost of replacing older diesel buses with alternative fueled or clean diesel buses.	11,025.00	11,025.00					
AQ	48341	Wind Clean Corp.	10/06/2014	1.00:1	6,750.00	1,350.00	2,700.00	2,700.00	2,700.00
	POLLUTION PREVENTION	Project will fuse funds to aid local school districts, area transit agencies, and local governments in need of funding assistance to pay for the cost of the following activities to reduce emissions: 1) replacing older diesel buses with alternative fueled or clean diesel buses; or 2) retrofitting older diesel buses with new cleaner technology. RC&D shall disburse funds to school districts, area transit agencies, or local governments on a needs-rated basis, using non-attainment area status, condition of buses, or economic status of recipient as possible rating factors if competition for funds exists.	2,700.00	2,700.00					
AQ	48238	Delek Refining, Ltd.	10/17/2014	1.00:1	98,637.00	0.00	49,319.00	49,318.00	49,318.00
	POLLUTION PREVENTION	Project will fuse funds to aid local school districts, area transit agencies, and local governments in need of funding assistance to pay for the cost of the following activities to reduce emissions: 1) replacing older diesel buses with alternative fueled or clean diesel buses; or 2) retrofitting older diesel buses with new cleaner technology. RC&D shall disburse funds to school districts, area transit agencies, or local governments on a needs-rated basis, using non-attainment area status, condition of buses, or economic status of recipient as possible rating factors if competition for funds exists.	49,318.00	49,318.00					
AQ	47491	Arkema Inc.	10/27/2014	1.00:1	104,962.00	20,991.00	41,986.00	41,985.00	41,985.00
	POLLUTION PREVENTION	Performing Party shall operate, maintain, and potentially expand the existing Southeast Texas Regional Air Monitoring Network which includes nine monitoring stations currently at the following locations: 1) Beaumont CAM#2; 2) Cove School CAM #C695; 3) Mauriceville CAM#642; 4) Port Arthur (Motiva) Industrial Site CAM #C628; 5) Port Arthur Memorial High School campus CAM #C689; 6) Port Neches CAM #136; 7) Sabine Pass CAM #C640; 8) Southeast Texas Regional Airport CAM #C643; 9) West Orange CAM #C9.	41,985.00	41,985.00					
AQ	48304	POST, HENK *	10/18/2014	1.00:1	1,250.00	250.00	500.00	500.00	500.00
	POLLUTION PREVENTION	Project will fuse funds to aid local school districts, area transit agencies, and local governments in need of funding assistance to pay for the cost of the following activities to reduce emissions: 1) replacing older diesel buses with alternative fueled or clean diesel buses; or 2) retrofitting older diesel buses with new cleaner technology. RC&D shall disburse funds to school districts, area transit agencies, or local governments on a needs-rated basis, using non-attainment area status, condition of buses, or economic status of recipient as possible rating factors if competition for funds exists.	500.00	500.00					
AQ	48771	NCI Group, Inc.	08/24/2015	1.00:1	15,150.00	3,030.00	6,060.00	6,060.00	6,060.00
	POLLUTION PREVENTION	Clean School Bus Project - Third-Party Administrator operates a fleet of school buses. Some of these buses are older and emit harmful air pollution. Third-Party Administrator shall use SEP Funds to purchase a lower-emission school bus that is model year 2010 or newer ('Replacement Bus') to replace a bus that is model year 1995 ('Older Bus'), thus removing the Older Bus from the roads. Third-Party Administrator shall ensure that the Replacement Bus has an engine that meets 2010 EPA Standards.	6,060.00	6,060.00					
AQ	49759	Baytown Energy Center, LLC	08/10/2015	1.00:1	66,188.00	0.00	33,094.00	33,094.00	33,094.00

\* There are Multiple Respondent Names associated to this Case No.

## Appendix 12: List of SEPs & SEP Projects - FY 2015

### Single Program

	POLLUTION PREVENTION	Railroad Commission of Texas - Alternative Fuels Clean School Bus Replacement Program. The contribution will be used in accordance with the SEP between the Third-Party Recipient and the TCEQ. Specifically, the contribution will be used to reduce nitrogen oxides, volatile organic compounds, carbon monoxide, and particulate matter emissions by replacing older diesel buses with newer buses that meet more stringent emission standards.	33,094.00	33,094.00					
AQ	48108	Total Petrochemicals & Refining USA, Inc.	10/05/2014	1.00:1	14,563.00	2,912.00	5,826.00	5,825.00	5,825.00
	POLLUTION PREVENTION	Performing Party shall use SEP Funds to perform energy efficiency upgrade on public buildings and infrastructure. Specifically, SEP Funds may only be used for: 1) the cost of conducting energy efficiency audits; 2) the incremental cost for construction or implementation of energy-efficiency upgrades (versus the cost of non-energy efficiency upgrades); 3) the incremental cost of purchase of equipment or appliances that are more energy-efficient (versus the cost of purchasing 10nenergy efficient equipment or appliances); or 4) other direct costs authorized in advance by TCEQ.						5,825.00	5,825.00
AQ	49318	TXI Operations, LP	04/04/2015	1.00:1	2,813.00	562.00	1,126.00	1,125.00	1,125.00
	POLLUTION PREVENTION	The Performing Party shall provide reimbursement to schools, school districts, or school bus operators that retrofit, repower, or replace older school buses with newer model year buses or cleaner technology. Retrofitting, in this context, means installing devices to reduce exhaust emissions that are verified or certified by the U.S. Environmental Protection Agency (EPA) or the California Air Resources Board (CARB) as proven retrofit technologies. Repowering, in this context, means replacing older engines with newer, cleaner engines but keeping the same vehicle body. All replacement engines must be certified or verified by the EPA or CARB.						1,125.00	1,125.00
AQ	48830	LUFKIN CREOSOTING CO., INC.	05/23/2015	1.00:1	14,400.00	2,880.00	5,760.00	5,760.00	5,760.00
	POLLUTION PREVENTION	Railroad Commission of Texas - Alternative Fuels Clean School Bus Replacement Program. The contribution will be used in accordance with the SEP between the Third-Party Recipient and the TCEQ. Specifically, the contribution will be used to reduce nitrogen oxides, volatile organic compounds, carbon monoxide, and particulate matter emissions by replacing older diesel buses with newer buses that meet more stringent emission standards.						5,760.00	5,760.00
AQ	49006	Affordable Land Services, LLC	05/21/2015	1.00:1	5,990.00	1,198.00	2,396.00	2,396.00	2,396.00
	POLLUTION PREVENTION	Clean School Bus Project - Third-Party Administrator operates a fleet of school buses. Some of these buses are older and emit harmful air pollution. Third-Party Administrator shall use SEP Funds to purchase a lower-emission school bus that is model year 2010 or newer ("Replacement Bus") to replace a bus that is model year 1995 ("Older Bus"), thus removing the Older Bus from the roads. Third-Party Administrator shall ensure that the Replacement Bus has an engine that meets 2010 EPA Standards. Third-Party Administrator certifies that the Older Bus is currently in use, driven on a regular route on a weekly basis for at least the past two years. Third-Party Administrator shall own and operate the Replacement Bus for at least five years following the date of purchase. The Older Bus shall be fully decommissioned as required in the SEP Vehicle Replacement Disposition Form attached as Exhibit 3. All funds received for the scrap value of the Older Bus shall be deposited into the SEP Account, b						2,396.00	2,396.00
AQ	41726	Gulf Coast Waste Disposal Authority	12/07/2014	1.00:1	8,600.00	1,720.00	0.00	6,880.00	6,880.00
	POLLUTION PREVENTION	Clean School Bus Project - Third-Party Administrator operates a fleet of school buses. Some of these buses are older and emit harmful air pollution. Third-Party Administrator shall use SEP Funds to purchase a lower-emission school bus that is model year 2010 or newer ("Replacement Bus") to replace a bus that is model year 1995 ("Older Bus"), thus removing the Older Bus from the roads. Third-Party Administrator shall ensure that the Replacement Bus has an engine that meets 2010 EPA Standards.						6,880.00	6,880.00

\* There are Multiple Respondent Names associated to this Case No.

## Appendix 12: List of SEPs & SEP Projects - FY 2015

### Single Program

AQ	49278	BASF Corporation	08/24/2015	1.00:1	132,638.00	26,527.00	53,056.00	53,055.00	53,055.00
		POLLUTION PREVENTION	The contribution will be used in accordance with the Supplemental Environmental Project Agreement between the Houston-Galveston AERCO and the Texas Commission on Environmental Quality. SEP monies will be used to pay for the cost of replacing older diesel buses with alternative fueled or clean diesel buses.					53,055.00	53,055.00
AQ	49139	Lehigh Cement Company LLC	03/12/2015	1.00:1	5,325.00	1,065.00	2,130.00	2,130.00	2,130.00
		POLLUTION PREVENTION	The contribution will be to Texas PTA for the Clean School Bus Program in Texas Air Quality Control Region as set forth in an agreement between the Third-Party Recipient and the TCEQ. Specifically, the contribution will be used to reimburse local school districts for the cost of the following activities to reduce emissions: 1) replacing older diesel buses with alternative fueled or clean diesel buses; or 2) retrofitting older diesel buses with new, cleaner technology. The SEP will be done in accordance with all federal, state and local environmental laws and regulations					2,130.00	2,130.00
AQ	49715	DCP Midstream, LP	08/24/2015	1.00:1	25,430.00	0.00	12,715.00	12,715.00	12,715.00
		POLLUTION PREVENTION	The contribution will be used in accordance with the Supplemental Environmental Project Agreement between the Borger Independent School District and the Texas Commission on Environmental Quality. The school district, through an asbestos certified contractor, will remove asbestos from Central Elementary, the Borger High School Auditorium, and the Gateway Elementary.					12,715.00	12,715.00
AQ	45939	Rohm and Haas Texas Incorporated	03/13/2015	1.00:1	54,275.00	10,855.00	21,710.00	21,710.00	21,710.00
		POLLUTION PREVENTION	The contribution will be used in accordance with the Supplemental Environmental Project Agreement between the Houston-Galveston AERCO and the Texas Commission on Environmental Quality. SEP monies will be used to pay for the cost of replacing older diesel buses with alternative fueled or clean diesel buses.					21,710.00	21,710.00
AQ	48415	Equistar Chemicals, LP	10/05/2014	1.00:1	19,688.00	3,937.00	7,876.00	7,875.00	7,875.00
		POLLUTION PREVENTION	SEP funds will be used to supplement existing operation of a network of ambient air monitoring stations that continuously measure and record concentrations of ambient air pollutants. Specifically, SEP Funds will be used to operate, maintain, and potentially expand portions of the existing ambient air quality monitoring network in the Houston area in order to continue to provide information on data quality and trends to the public, TCEQ, and industry representatives.					7,875.00	7,875.00
AQ	48223	Equistar Chemicals, LP	09/19/2014	1.00:1	8,925.00	0.00	4,463.00	4,462.00	4,462.00
		POLLUTION PREVENTION	The Respondent will contribute to Barbers Hill Independent School District's ("Barbers Hill ISD") Alternative Fueled Vehicle and Equipment Program. SEP monies will be used to retire current diesel-powered or gasoline powered vehicles and equipment and replace those vehicles and equipment with alternative-fueled vehicles and equipment; convert current vehicles and equipment to alternative-fueled equipment; or retrofit current gasoline or diesel-powered equipment.					4,462.00	4,462.00
AQ	48268	INVISTA S.a.r.l.	05/07/2015	1.00:1	99,938.00	19,987.00	39,976.00	39,975.00	39,975.00
		POLLUTION PREVENTION	Performing Party shall operate, maintain, and potentially expand the existing Southeast Texas Regional Air Monitoring Network which includes nine monitoring stations currently at the following locations: 1) Beaumont CAM#2; 2) Cove School CAM #C695; 3) Mauriceville CAM#642; 4) Port Arthur (Motiva) Industrial Site CAM #C628; 5) Port Arthur Memorial High School campus CAM #C689; 6) Port Neches CAM #136; 7) Sabine Pass CAM #C640; 8) Southeast Texas Regional Airport CAM #C643; 9) West Orange CAM #C9.					39,975.00	39,975.00
IHW	49012	L.F. Manufacturing, Inc.	06/18/2015	1.00:1	6,094.00	1,218.00	2,438.00	2,438.00	2,438.00

\* There are Multiple Respondent Names associated to this Case No.

## Appendix 12: List of SEPs & SEP Projects - FY 2015

### Single Program

		POLLUTION PREVENTION	The SEP will be used to conduct events for residents to bring in Household Hazardous Waste ("HHW") such as paint, thinners, pesticides, oil and gas, corrosive cleaners, and fertilizers for proper disposal ("Collection Event"). When possible, the Collection Event may also provide electronics collection, disposal, and recycling. The Third-Party Administrator or its contractors shall determine exactly which materials will be accepted and how they will be disposed of or recycled. The Third-Party Administrator shall ensure that individuals qualified to make determinations regarding receiving, handling, and temporarily storing HHW are present at each event.	538.00	538.00				
		POLLUTION PREVENTION	Contributions will be used in accordance with the Supplemental Environmental Project Agreement between the Armand Bayou Nature Center and the Texas Commission on Environmental Quality. The tallgrass prairie was once a common ecosystem in Texas and the United States. Today more than 99% of this habitat has been lost and the remainder is highly fragmented and severely threatened by exotic species and development.	1,900.00	1,900.00				
IHW	45226	South Hampton Resources, Inc.	05/23/2015	1.00:1	32,850.00	0.00	16,425.00	16,425.00	16,425.00
		ENVIRONMENTAL RESTORATION	Contribution to a Third Party Administrator					16,425.00	16,425.00
IHW	47162	LONESTAR ECOLOGY LLC	05/23/2015	1.00:1	46,889.00	9,377.00	18,756.00	18,756.00	18,756.00
		POLLUTION PREVENTION	The contribution will be to the Bayou Land Conservancy for the Spring Creek Greenway Project. Specifically, this SEP will focus on preserving multiple tracts of land comprising approximately 1,000 acres in the riparian corridor east of FM 2978 and west of U.S. 59. The Third-Party Recipient shall use SEP Funds to acquire conservation easements on these tracts to provide permanent protection and stewardship of these lands and waters.	6,000.00	6,000.00				
		POLLUTION PREVENTION	Contributions will be used in accordance with the Supplemental Environmental Project Agreement between the Armand Bayou Nature Center and the Texas Commission on Environmental Quality. The tallgrass prairie was once a common ecosystem in Texas and the United States. Today more than 99% of this habitat has been lost and the remainder is highly fragmented and severely threatened by exotic species and development. Prescribed burning is one stewardship tool used to maintain a tallgrass prairie ecosystem.	6,756.00	6,756.00				
		POLLUTION PREVENTION	Contributions will be used to pay for labor and materials costs associated with implementing the Marsh Mania Project, which include restoring shoreline elevations, growing plants for shoreline restoration, and planting new habitat. Historic subsidence and erosion have resulted in shoreline elevations which are too low to support vegetation.	6,000.00	6,000.00				
MSW	49031	Hidalgo County	08/24/2015	1.00:1	17,813.00	3,562.00	0.00	14,251.00	14,251.00
		POLLUTION PREVENTION	RC&D will coordinate with local city and county government officials to clean-up sites where tires have been disposed of illegally. Contributions will be used to clean up illegal tire sites. Eligible sites will be limited to areas where a responsible party can not be identified and where there is no preexisting obligation to clean up the site by the owner or government. SEP monies will be used for the direct cost of collection and disposal of debris and tires.	14,251.00	14,251.00				
MSW	49844	Angelina County	08/24/2015	1.00:1	24,188.00	4,837.00	0.00	19,351.00	19,351.00
		POLLUTION PREVENTION	The SEP will be used to conduct events for residents to bring in Household Hazardous Waste such as paint, thinners, pesticides, oil and gas, corrosive cleaners, and fertilizers for proper disposal. When possible, the Collection Event may also provide electronics collection, disposal, and recycling. The Third-Party Administrator or its contractors shall determine exactly which materials will be accepted and how they will be disposed of or recycled.	19,351.00	19,351.00				
MSW	34149	DECHERT, BILL	10/27/2014	1.00:1	23,000.00	0.00	11,500.00	11,500.00	11,500.00
		POLLUTION REDUCTION	Cleanup of Unauthorized Dumpsites					11,500.00	11,500.00
MSW	48331	BFI Waste Systems of North America, LLC	10/06/2014	1.00:1	2,624.00	524.00	1,050.00	1,050.00	1,050.00

\* There are Multiple Respondent Names associated to this Case No.

## Appendix 12: List of SEPs & SEP Projects - FY 2015

### Single Program

	POLLUTION PREVENTION	Third-Party Administrator manages a system of island sanctuaries along the Texas coast. These islands constitute more than 4,000 acres that are home to twenty-five species of colonial waterbirds, several of which are considered endangered or threatened. Many of the species of waterbirds nest only on islands owned or leased by Third-Party Administrator.	1,050.00	1,050.00					
PST	48985	Texas Department of Transportation	03/12/2015	1.00:1	2,813.00	562.00	0.00	2,251.00	2,251.00
	POLLUTION PREVENTION	The SEP will be used to conduct events for residents to bring in Household Hazardous Waste ("HHW") such as paint, thinners, pesticides, oil and gas, corrosive cleaners, and fertilizers for proper disposal ("Collection Event"). When possible, the Collection Event may also provide electronics collection, disposal, and recycling.	2,251.00	2,251.00					
PST	49923	Harris County	08/17/2015	1.00:1	3,750.00	750.00	0.00	3,000.00	3,000.00
	POLLUTION PREVENTION	Project will coordinate with city and/or county government for the clean up of sites where trash and debris has been disposed of illegally. Eligible sites will be limited to those where a responsible party can not be identified, there is no preexisting obligation to clean up the site by the owner or the government, and reasonable efforts have already been taken to prevent the dumping. SEP funds shall be used for the direct cost of collection and disposal of the trash and debris.	3,000.00	3,000.00					
PST	50179	Murphy Oil USA, Inc.	08/10/2015	1.00:1	3,562.00	712.00	1,425.00	1,425.00	1,425.00
	POLLUTION PREVENTION	Contributions will be used in accordance with the Supplemental Environmental Project Agreement between the Armand Bayou Nature Center and the Texas Commission on Environmental Quality. The tallgrass prairie was once a common ecosystem in Texas and the United States. Today more than 99% of this habitat has been lost and the remainder is highly fragmented and severely threatened by exotic species and development. Prescribed burning is one stewardship tool used to maintain a tallgrass prairie ecosystem.	1,425.00	1,425.00					
PST	49329	Texas Department of Transportation	04/23/2015	1.00:1	7,500.00	1,500.00	0.00	6,000.00	6,000.00
	POLLUTION PREVENTION	Nueces River Basin Enhanced Water Quality Monitoring - SEP Funds will be used for sampling and analysis in the Nueces River Basin. Third-Party Administrator shall use SEP Funds to pay its contractors to conduct field measurements and laboratory tests for TDS, sulfate, chloride, arsenic, barium, and strontium. Third-Party Administrator shall also use SEP Funds to pay for vehicle and boat fuel necessary for the contractor to reach the monitoring sites. Third-Party Administrator's contractor shall measure water quality on a monthly basis.	6,000.00	6,000.00					
PST	48558	Redi-Mix, LLC	10/06/2014	1.00:1	5,819.00	1,163.00	2,328.00	2,328.00	2,328.00
	POLLUTION PREVENTION	Third-Party Administrator manages a system of island sanctuaries along the Texas coast. These islands constitute more than 4,000 acres that are home to twenty-five species of colonial waterbirds, several of which are considered endangered or threatened. Many of the species of waterbirds nest only on islands owned or leased by Third-Party Administrator.	2,328.00	2,328.00					
PST	49226	Texas Department of Transportation	02/12/2015	1.00:1	3,750.00	750.00	0.00	3,000.00	3,000.00
	POLLUTION PREVENTION	The contribution will be used to remove invasive woody plants from at least 35 acres of the Barton Creek Greenbelt, a City of Austin-owned parkland preserve. Invasive species removal will allow the opportunity for restoring native hill country/canyon land flora and habitat to the Greenbelt. Removal of sun-blocking invasive species will allow native understory and grass restoration, reducing soil erosion and water pollution of the sensitive karst system.	3,000.00	3,000.00					
PST	49746	Texas Department of Transportation	06/04/2015	1.00:1	3,375.00	675.00	0.00	2,700.00	2,700.00

\* There are Multiple Respondent Names associated to this Case No.

## Appendix 12: List of SEPs & SEP Projects - FY 2015

### Single Program

		POLLUTION PREVENTION	Third-Party Administrator manages a system of island sanctuaries along the Texas coast. These islands constitute more than 4,000 acres that are home to twenty-five species of colonial waterbirds, several of which are considered endangered or threatened. Many of the species of waterbirds nest only on islands owned or leased by Third-Party Administrator.				2,700.00	2,700.00	
PST	48887	Texas Department of Transportation	04/27/2015	1.00:1	8,625.00	1,725.00	0.00	6,900.00	6,900.00
		POLLUTION PREVENTION	The University of Texas at Austin Lyndon B. Johnson School of Public Affairs - Lower Rio Grande Water Quality Initiatives - the SEP Offset Amount will be used to assist communities in the Lower Rio Grande region (from the Falcon Dam to the Gulf of Mexico) by working with TCEQ, Environmental Protection Agency, Comisión Nacional de Agua, and Comisión Estatal del Agua de Tamaulipas to improve Rio Grande water quality.					6,900.00	6,900.00
PST	48636	TAYLOR DISTRIBUTING COMPANY, INC.	02/06/2015	1.00:1	10,109.00	2,021.00	4,044.00	4,044.00	4,044.00
		POLLUTION PREVENTION	The SEP Offset Amount will be used to assist up to five families per year with upgrading and improving their on-property sewer connections. Haltom City shall establish a pool of funds to which Haltom City residents may apply to cover the cost of sewer connection repair. The SEP Offset Amount will be used to pay a contractor for repair and replacement of sewer connections.					4,044.00	4,044.00
PWS	49150	American Heritage Housing Corporation	04/04/2015	1.00:1	2,487.00	496.00	996.00	995.00	995.00
		POLLUTION PREVENTION	Trash Bash is an annual event that entails the use of volunteers to clean up trash and pollutants from Galveston Bay and waterways in the San Jacinto watershed. The project has resulted in the removal of an average of 141.7 tons of trash and 729 abandoned tires annually from these waterways. SEP monies will pay for materials, supplies, disposal costs and transportation costs directly associated with the clean up of trash.					995.00	995.00
PWS	49107	Energy Transfer Partners, L.P.	03/12/2015	1.00:1	3,916.00	783.00	1,567.00	1,566.00	1,566.00
		POLLUTION PREVENTION	The contribution will be to the Bayou Land Conservancy for the Spring Creek Greenway Project. Specifically, this SEP will focus on preserving multiple tracts of land comprising approximately 1,000 acres in the riparian corridor east of FM 2978 and west of U.S. 59. The Third-Party Recipient shall use SEP Funds to acquire conservation easements on these tracts to provide permanent protection and stewardship of these lands and waters.					1,566.00	1,566.00
PWS	49170	Dario Guerra V. III	04/04/2015	1.00:1	740.00	148.00	296.00	296.00	296.00
		POLLUTION PREVENTION	Primavera Estates Water Service Assistance - The Third-Party Administrator shall assist the residents of Primavera Estates by conducting an analysis to determine what improvements are necessary to provide water service to the residents. Primavera Estates is a subdivision with 74 lots located on County Roads 36, 79, and 81, southwest of Robstown, Nueces County, Texas.					296.00	296.00
PWS	50120	Rayburn Country Municipal Utility District	08/17/2015	1.00:1	616.00	123.00	0.00	493.00	493.00
		POLLUTION PREVENTION	The SEP will be used to conduct events for residents to bring in Household Hazardous Waste ("HHW") such as paint, thinners, pesticides, oil and gas, corrosive cleaners, and fertilizers for proper disposal ("Collection Event"). When possible, the Collection Event may also provide electronics collection, disposal, and recycling. The Third-Party Administrator or its contractors shall determine exactly which materials will be accepted and how they will be disposed of or recycled. The Third-Party Administrator shall ensure that individuals qualified to make determinations regarding receiving, handling, and temporarily storing HHW are present at each event.					493.00	493.00
PWS	49157	City of San Marcos	04/09/2015	1.00:1	345.00	0.00	0.00	345.00	345.00

\* There are Multiple Respondent Names associated to this Case No.

## Appendix 12: List of SEPs & SEP Projects - FY 2015

### Single Program

	POLLUTION PREVENTION	Performing Party shall establish, operate and maintain water quality monitoring stations in streams, lakes, rivers, or other water bodies within one hundred miles of San Marcos, Texas. The stations will consist of ambient water quality monitoring instruments, meteorological instruments, and ancillary equipment. The primary objective of these new monitoring stations is to provide continuous monitoring of area water quality.	345.00	345.00					
WATER	47870	Gray TV Ranch, Ltd.	06/25/2015	1.00:1	2,620.00	0.00	1,310.00	1,310.00	1,310.00
	POLLUTION REDUCTION	Tire Collection and Abandoned Tire Cleanup						1,310.00	1,310.00
WQ	49980	City of Huxley	07/19/2015	1.00:1	4,875.00	975.00	0.00	3,900.00	3,900.00
	POLLUTION PREVENTION	The SEP will be used to conduct events for residents to bring in Household Hazardous Waste ("HHW") such as paint, thinners, pesticides, oil and gas, corrosive cleaners, and fertilizers for proper disposal ("Collection Event"). When possible, the Collection Event may also provide electronics collection, disposal, and recycling. The Third-Party Administrator or its contractors shall determine exactly which materials will be accepted and how they will be disposed of or recycled. The Third-Party Administrator shall ensure that individuals qualified to make determinations regarding receiving, handling, and temporarily storing HHW are present at each event.						1,950.00	1,950.00
	POLLUTION PREVENTION	Project will coordinate with city and/or county government for the clean up of sites where trash and debris has been disposed of illegally. Eligible sites will be limited to those where a responsible party can not be identified, there is no preexisting obligation to clean up the site by the owner or the government, and reasonable efforts have already been taken to prevent the dumping. SEP funds shall be used for the direct cost of collection and disposal of the trash and debris.						1,950.00	1,950.00
WQ	48557	City of Bishop	08/10/2015	1.00:1	10,188.00	2,037.00	0.00	8,151.00	8,151.00
	POLLUTION PREVENTION	Nueces River Basin Enhanced Water Quality Monitoring - SEP Funds will be used for sampling and analysis in the Nueces River Basin. Third-Party Administrator shall use SEP Funds to pay its contractors to conduct field measurements and laboratory tests for TDS, sulfate, chloride, arsenic, barium, and strontium. Third-Party Administrator shall also use SEP Funds to pay for vehicle and boat fuel necessary for the contractor to reach the monitoring sites. Third-Party Administrator's contractor shall measure water quality on a monthly basis.						8,151.00	8,151.00
WQ	43816	City Of Petersburg	02/13/2015	1.00:1	15,862.00	0.00	0.00	15,862.00	15,862.00
	POLLUTION REDUCTION	the SEP Offset Amount will be used for purchasing materials and supplies for the irrigation system: PVC irrigation line piping						15,862.00	15,862.00
WQ	44603	City of Portland	04/27/2015	1.00:1	36,000.00	7,200.00	0.00	28,800.00	28,800.00
	POLLUTION PREVENTION	The SEP Offset Amount will be used to develop a landscape design, install a drip irrigation system, prepare the restoration area for planting, and plant xeriscape species and hardy native trees, shrubs, forbs, and grasses. The planting will serve to cover and bind the soil with their root systems thereby reducing soil erosion as well as provide fruit, nectar, seeds, and other bird foraging habitat.						28,800.00	28,800.00
WQ	49149	City of Big Spring	03/12/2015	1.00:1	5,250.00	1,050.00	0.00	4,200.00	4,200.00
	POLLUTION PREVENTION	RC&D will coordinate with local city and county government officials to clean-up sites where tires have been disposed of illegally. Contributions will be used to clean up illegal tire sites. Eligible sites will be limited to areas where a responsible party can not be identified and where there is no preexisting obligation to clean up the site by the owner or government. SEP monies will be used for the direct cost of collection and disposal of debris and tires.						4,200.00	4,200.00
WQ	49966	City of Gregory	07/19/2015	1.00:1	6,000.00	1,200.00	0.00	4,800.00	4,800.00
	POLLUTION REDUCTION	C-SEP; Purchase and Install 2 new lift station pumps and clean concrete wet well						4,800.00	4,800.00
WQ	47458	Kleberg County	02/13/2015	1.00:1	11,250.00	0.00	0.00	11,250.00	11,250.00

\* There are Multiple Respondent Names associated to this Case No.

## Appendix 12: List of SEPs & SEP Projects - FY 2015

### Single Program

	POLLUTION REDUCTION		Compliance SEP: Clarifier repair and upgrade				11,250.00	11,250.00	
WQ	49418	Texas Department of Criminal Justice	08/10/2015	1.00:1	14,950.00	2,990.00	0.00	11,960.00	11,960.00
	POLLUTION PREVENTION		Household Hazardous Waste Collection Events - Third-Party Administrator shall hold household hazardous waste collection events in three regional locations to offer citizens the opportunity to recycle and/or dispose of hazardous material including paint, tires, poisons, antifreeze, used electronics, and other items that are difficult to dispose of in order to deter illegal dumping of these materials. The locations will be in the county seats of Cooke, Grayson, and Fannin Counties so that all citizens in the region have an opportunity to properly dispose of HHW and do not have to drive a disproportionate distance to take advantage of the service.				11,960.00	11,960.00	
WQ	48816	Texas Department of Criminal Justice	02/06/2015	1.00:1	10,125.00	2,025.00	0.00	8,100.00	8,100.00
	POLLUTION PREVENTION		Household Hazardous Waste Collection Events - Third-Party Administrator shall hold household hazardous waste collection events in three regional locations to offer citizens the opportunity to recycle and/or dispose of hazardous material including paint, tires, poisons, antifreeze, used electronics, and other items that are difficult to dispose of in order to deter illegal dumping of these materials.				8,100.00	8,100.00	
WQ	47748	City of Galveston	12/19/2014	1.00:1	15,750.00	3,150.00	0.00	12,600.00	12,600.00
	POLLUTION PREVENTION		Galveston Bay Foundation shall reestablish marsh habitat to Galveston Bay by restoring marsh elevations to those that will support marsh vegetation and protect marsh habitats from the threat of erosion.				12,600.00	12,600.00	
WQ	47901	Paradise Isd	10/18/2014	1.00:1	7,250.00	1,450.00	0.00	5,800.00	5,800.00
	POLLUTION REDUCTION		Compliance SEP: Wastewater Treatment Plant Improvements. Flow equalization basin to be installed.				5,800.00	5,800.00	
WQ	48824	City of Jacksonville	02/13/2015	1.00:1	12,375.00	2,475.00	0.00	9,900.00	9,900.00
	POLLUTION REDUCTION		2 Collection Events				9,900.00	9,900.00	
WQ	47250	City of Krum	06/12/2015	1.00:1	74,375.00	0.00	0.00	74,375.00	74,375.00
	POLLUTION REDUCTION		C-SEP; WWTP Improvements; construct and install ultraviolet disinfection system				74,375.00	74,375.00	
WQ	49392	Enterprise Products Operating LLC	04/23/2015	1.00:1	7,400.00	1,480.00	2,960.00	2,960.00	2,960.00
	POLLUTION PREVENTION		The Conservation Fund shall acquire 2,614 coastal acres known as the Cade Ranch to be permanently protected for water quality and wildlife habitat				2,960.00	2,960.00	
WQ	46138	City of Gustine	03/13/2015	1.00:1	40,000.00	0.00	0.00	40,000.00	40,000.00
	POLLUTION REDUCTION		C-SEP; WWTP Improvements; Lower & level Weir; Repair air system; and install ammonia analyzer				40,000.00	40,000.00	
WQ	49525	City of Stephenville	06/12/2015	1.00:1	17,250.00	3,450.00	0.00	13,800.00	13,800.00
	POLLUTION PREVENTION		Project shall coordinate collection events for local residents to bring in household hazardous waste such as paint, thinners, pesticides, oil and gas, corrosive cleaners, and fertilizers for proper disposal. Where available, the projects may also offer electronics collection and recycling. SEP funds shall be used for collection, recycling and disposal.				13,800.00	13,800.00	
WQ	49005	MORIAH LIMESTONE OPERATIONS, LLC	03/15/2015	1.00:1	5,000.00	1,000.00	2,000.00	2,000.00	2,000.00
	POLLUTION PREVENTION		Performing Party shall establish, operate and maintain water quality monitoring stations in streams, lakes, rivers, or other water bodies within one hundred miles of San Marcos, Texas. The stations will consist of ambient water quality monitoring instruments, meteorological instruments, and ancillary equipment. The primary objective of these new monitoring stations is to provide continuous monitoring of area water quality.				1,000.00	1,000.00	

\* There are Multiple Respondent Names associated to this Case No.



## Appendix 12: List of SEPs & SEP Projects - FY 2015

### Single Program

	POLLUTION PREVENTION	Third-Party Administrator manages a system of island sanctuaries along the Texas coast. These islands constitute more than 4,000 acres that are home to twenty-five species of colonial waterbirds, several of which are considered endangered or threatened. Many of the species of waterbirds nest only on islands owned or leased by Third-Party Administrator.	1,000.00	1,000.00					
WQ	48222	City of Ore City	10/05/2014	1.00:1	25,737.00	0.00	0.00	25,737.00	25,737.00
	POLLUTION PREVENTION	The contribution will be to Caddo Lake Institute (CLI) for the Caddo Lake Watershed Enhanced Monitoring Program to be used as set forth in an agreement between the Third-Party Recipient and the TCEQ. Specifically, SEP funds will be used for increased water quality monitoring and contaminant sampling for use in evaluating risks to water in Caddo Lake and other water bodies in the Cypress Creek basin, comprising the Caddo Lake watershed. This project will supplement and enhance existing monitoring and contaminant sampling within the Cypress Creek basin.						25,737.00	25,737.00
WQ	48017	Southern Methodist University	09/19/2014	1.00:1	5,625.00	0.00	0.00	5,625.00	5,625.00
	POLLUTION PREVENTION	Contributions will be used to pay for labor and materials costs associated with implementing the Marsh Mania Project, which include restoring shoreline elevations, growing plants for shoreline restoration, and planting new habitat. Historic subsidence and erosion have resulted in shoreline elevations which are too low to support vegetation.						5,625.00	5,625.00
WQ	49234	City of Wolfforth	08/17/2015	1.00:1	3,000.00	600.00	0.00	2,400.00	2,400.00
	POLLUTION REDUCTION	Hold 2 collection events for Municipal Solid Waste: Tires, old furniture, appliances without Freon, building materials						2,400.00	2,400.00
WQ	43221	City of Wolfe City	07/17/2015	1.00:1	29,575.00	0.00	0.00	29,575.00	29,575.00
	POLLUTION REDUCTION	C-SEP: Lagoon Improvements						29,575.00	29,575.00
WQ	48129	Mauriceville Municipal Utility District	09/19/2014	1.00:1	27,187.00	5,437.00	0.00	21,750.00	21,750.00
	POLLUTION PREVENTION	Contributions will be used in accordance with the Supplemental Environmental Project Agreement between the Armand Bayou Nature Center and the Texas Commission on Environmental Quality. The tallgrass prairie was once a common ecosystem in Texas and the United States. Today more than 99% of this habitat has been lost and the remainder is highly fragmented and severely threatened by exotic species and development. Prescribed burning is one stewardship tool used to maintain a tallgrass prairie ecosystem.						21,750.00	21,750.00
WQ	48640	Maxum Oilfield Rentals, LLC	04/04/2015	1.00:1	5,925.00	1,185.00	2,370.00	2,370.00	2,370.00
	POLLUTION PREVENTION	Contributions will be used to pay for labor and materials costs associated with implementing the Marsh Mania Project, which include restoring shoreline elevations, growing plants for shoreline restoration, and planting new habitat. Historic subsidence and erosion have resulted in shoreline elevations which are too low to support vegetation. This project will seek to raise elevations by scraping and terracing.						2,370.00	2,370.00
WQ	47440	Cibolo Creek Municipal Authority	12/19/2014	1.00:1	5,625.00	0.00	0.00	5,625.00	5,625.00
	POLLUTION PREVENTION	The SEP Offset Amount will be used to restore the 600-acre upland habitat at the Mitchell Lake Audubon Center and Sanctuary by removing non-native, exotic plant species and re-establishing native grasses, forbs, and woody vegetation. Native plants that will provide maximum benefit for the wildlife of Mitchell Lake will be reintroduced throughout the uplands.						5,625.00	5,625.00
WQ	48442	City of Brady	02/13/2015	1.00:1	6,000.00	0.00	0.00	6,000.00	6,000.00

\* There are Multiple Respondent Names associated to this Case No.

## Appendix 12: List of SEPs & SEP Projects - FY 2015

### Single Program

	POLLUTION PREVENTION	Project will coordinate with city and/or county government for the clean up of sites where trash and debris has been disposed of illegally. Eligible sites will be limited to those where a responsible party can not be identified, there is no preexisting obligation to clean up the site by the owner or the government, and reasonable efforts have already been taken to prevent the dumping. SEP funds shall be used for the direct cost of collection and disposal of the trash and debris.	6,000.00	6,000.00					
WQ	44955	City of Newark	12/07/2014	1.00:1	27,625.00	0.00	0.00	27,625.00	27,625.00
	ENVIRONMENTAL RESTORATION	shall hire a contractor to place multiple levels of stones along both sides of the creek bank located in the 500 block of Farm to Market Road 718, GPS coordinates Latitude 33.005528 and Longitude -97.488446	27,625.00	27,625.00					
WQ	49383	Mount Houston Road Municipal Utility District	04/23/2015	1.00:1	1,437.00	287.00	0.00	1,150.00	1,150.00
	POLLUTION PREVENTION	The contribution will be to the Bayou Land Conservancy for the Spring Creek Greenway Project. Specifically, this SEP will focus on preserving multiple tracts of land comprising approximately 1,000 acres in the riparian corridor east of FM 2978 and west of U.S. 59.	1,150.00	1,150.00					
WQ	47932	City of Annona	09/19/2014	1.00:1	30,375.00	6,075.00	0.00	24,300.00	24,300.00
	POLLUTION PREVENTION	Project will coordinate with city and/or county government for the clean up of sites where trash and debris has been disposed of illegally. Eligible sites will be limited to those where a responsible party can not be identified, there is no preexisting obligation to clean up the site by the owner or the government, and reasonable efforts have already been taken to prevent the dumping. SEP funds shall be used for the direct cost of collection and disposal of the trash and debris.	24,300.00	24,300.00					
WQ	48825	City of Vernon	03/12/2015	1.00:1	6,525.00	1,305.00	0.00	5,220.00	5,220.00
	POLLUTION PREVENTION	Project will repair or replace failing water systems or on-site wastewater systems for low-income homeowners. SEP funds will be used to pay for the labor and material costs related to repairing or replacing the failing systems. The recipients will not be charged for the cost of replacing or repairing the failing system. Benefit: Protect water sources for drinking, recreation and wildlife from contamination from the failing treatment systems; protect public health from contaminated drinking water supplies.	5,220.00	5,220.00					
WQ	49607	City of Huntington	08/10/2015	1.00:1	10,312.00	2,062.00	0.00	8,250.00	8,250.00
	POLLUTION REDUCTION	Purchase and install two floating aerators and diffusers at WWTP	8,250.00	8,250.00					
WQ	49245	City of Port Arthur	08/10/2015	1.00:1	42,000.00	0.00	0.00	42,000.00	42,000.00
	POLLUTION REDUCTION	Custom SEP: Brinkman Drive Sewer Line Replacement for Low-Income Residents	42,000.00	42,000.00					
WQ	47667	City of East Tawakoni	09/19/2014	1.00:1	21,388.00	0.00	0.00	21,388.00	21,388.00
	POLLUTION REDUCTION	Compliance SEP; WWTP Improvements: Replace pumps, replace blades, motor and rotors	21,388.00	21,388.00					
WQ	48776	City of Poteet	01/12/2015	1.00:1	7,250.00	1,450.00	0.00	5,800.00	5,800.00
	POLLUTION PREVENTION	Angelina Beautiful Clean (AB/C) is an affiliate member of Keep Texas Beautiful and sponsors cleanups throughout Angelina County, participates in the Texas Recycles Day, and provides information to the public about recycling and the benefits to maintaining a clean and healthy environment. Cleanup events will collect and properly dispose of illegally dumped waste in Angelina County.  Eligible sites will be limited to areas where a responsible party can not be identified and where there is no preexisting obligation to clean up the site by the owner.	1,900.00	1,900.00					

\* There are Multiple Respondent Names associated to this Case No.

## Appendix 12: List of SEPs & SEP Projects - FY 2015

### Single Program

	POLLUTION PREVENTION		Contributions will be used in accordance with the Supplemental Environmental Project Agreement between the Armand Bayou Nature Center and the Texas Commission on Environmental Quality. The tallgrass prairie was once a common ecosystem in Texas and the United States. Today more than 99% of this habitat has been lost and the remainder is highly fragmented and severely threatened by exotic species and development. Prescribed burning is one stewardship tool used to maintain a tallgrass prairie ecosystem.	1,900.00	1,900.00				
	POLLUTION PREVENTION		Nueces River Basin Enhanced Water Quality Monitoring - SEP Funds will be used for sampling and analysis in the Nueces River Basin. Third-Party Administrator shall use SEP Funds to pay its contractors to conduct field measurements and laboratory tests for TDS, sulfate, chloride, arsenic, barium, and strontium. Third-Party Administrator shall also use SEP Funds to pay for vehicle and boat fuel necessary for the contractor to reach the monitoring sites. Third-Party Administrator's contractor shall measure water quality on a monthly basis.	2,000.00	2,000.00				
WQ	47240	City of George West	12/07/2014	1.00:1	36,638.00	7,327.00	0.00	29,311.00	29,311.00
	POLLUTION REDUCTION		C-SEP: WWTP AND LIFT STATION IMPROVEMENTS					29,311.00	29,311.00
WQ	48317	City of Bonham	04/09/2015	1.00:1	67,873.00	0.00	0.00	67,873.00	67,873.00
	POLLUTION REDUCTION		Compliance SEP: WWTP Improvement					67,873.00	67,873.00
WQ	47713	City of Pearland	07/17/2015	1.00:1	22,500.00	0.00	0.00	22,500.00	22,500.00
	POLLUTION PREVENTION		Contribution will be used for the identification and acquisition of projects, land purchases, and transfer of land to a public agency or nonprofit organization, which will be the ultimate fee title holder and permanent steward for the property.					22,500.00	22,500.00
WQ	48769	City of Center	04/09/2015	1.00:1	31,500.00	6,300.00	0.00	25,200.00	25,200.00
	POLLUTION REDUCTION		HHW Collections					25,200.00	25,200.00
WQ	49099	Liberty Utilities (Woodmark Sewer) Corp.	07/17/2015	1.00:1	31,687.00	0.00	15,844.00	15,843.00	15,843.00
	POLLUTION PREVENTION		The SEP will be used to conduct events for residents to bring in Household Hazardous Waste ("HHW") such as paint, thinners, pesticides, oil and gas, corrosive cleaners, and fertilizers for proper disposal ("Collection Event"). When possible, the Collection Event may also provide electronics collection, disposal, and recycling. The Third-Party Administrator or its contractors shall determine exactly which materials will be accepted and how they will be disposed of or recycled. The Third-Party Administrator shall ensure that individuals qualified to make determinations regarding receiving, handling, and temporarily storing HHW are present at each event.					15,843.00	15,843.00
WQ	48059	Texas Department of Criminal Justice	09/19/2014	1.00:1	29,250.00	5,850.00	0.00	23,400.00	23,400.00
	POLLUTION PREVENTION		Brazoria County shall provide assistance to low income homeowners to repair or replace existing open, failing, or inadequately designed drinking water wells or to connect the household to central water service and plug the existing well. Brazoria County shall use SEP funds to pay for contractors for direct costs that the homeowners would have been responsible for					23,400.00	23,400.00
WQ	49452	Texas Department of Criminal Justice	08/17/2015	1.00:1	5,750.00	1,150.00	0.00	4,600.00	4,600.00
	POLLUTION PREVENTION		Brazoria County shall provide assistance to low income homeowners to repair or replace failing or inadequately designed On-Site Sewage Facilities (OSSFs) within the county. Many of the OSSFs currently in operation in Brazoria County are substandard and result in the release of sewage in residential areas, public rights-of-way, and waterways.					4,600.00	4,600.00
WQ	47906	City of Conroe	10/27/2014	1.00:1	8,400.00	1,680.00	0.00	6,720.00	6,720.00

\* There are Multiple Respondent Names associated to this Case No.

## Appendix 12: List of SEPs & SEP Projects - FY 2015

### Single Program

POLLUTION PREVENTION	Contributions will be used in accordance with the Supplemental Environmental Project Agreement between the Armand Bayou Nature Center and the Texas Commission on Environmental Quality. The tallgrass prairie was once a common ecosystem in Texas and the United States. Today more than 99% of this habitat has been lost and the remainder is highly fragmented and severely threatened by exotic species and development. Prescribed burning is one stewardship tool used to maintain a tallgrass prairie ecosystem.	6,720.00	6,720.00
----------------------	---	----------	----------

<b>Count of Single Program Orders:</b> 177	Total:	6,166,076.00	707,645.00	2,334,391.00	1,124,040.00	1,124,040.00
--	--------	--------------	------------	--------------	--------------	--------------

\* There are Multiple Respondent Names associated to this Case No.

## Appendix 12: List of SEPs & SEP Projects - FY 2015

### Multi-Media Program

Date Range Selected : 09/01/2014 - 08/31/2015

PGM	Case No.	Respondent Name	Effective Date	Ratio	Assessed Amt	Deferred Amt	Payable Amt	SEP Cost	SEP Offset
MM	49386	LOCHTE, KEVIN RAY	05/07/2015	1.00:1	2,708.00	541.00	1,084.00	1,083.00	1,083.00
		POLLUTION PREVENTION	The contribution will improve and maintain the wetland habitat of the Myrtle Foester-Whitmire Unit of the Aransas National Wildlife Refuge for waterfowl and shorebirds. This cooperative program will provide a more reliable supply of water and improve the efficiency of the delivery of freshwater to and within the unit. The area has been known to hold 18% of the wintering waterfowl on the Texas Gulf Coast. Nearly every waterfowl species using the Central Flyway will benefit from this project by providing high value wintering habitat.					1,083.00	1,083.00
MM	48241	City of Crockett	10/18/2014	1.00:1	3,789.00	757.00	0.00	3,032.00	3,032.00
		POLLUTION PREVENTION	RC&D will coordinate with local city and county government officials to clean-up sites where tires have been disposed of illegally. Contributions will be used to clean up illegal tire sites. Eligible sites will be limited to areas where a responsible party can not be identified and where there is no preexisting obligation to clean up the site by the owner or government. SEP monies will be used for the direct cost of collection and disposal of debris and tires.					3,032.00	3,032.00
MM	47861	Webb County	10/05/2014	1.00:1	59,252.00	0.00	0.00	59,252.00	59,252.00
		POLLUTION REDUCTION	Compliance SEP: UV Disinfection System Repair					59,252.00	59,252.00
MM	48120	City of Springtown	12/19/2014	1.00:1	5,900.00	1,180.00	0.00	4,720.00	4,720.00
		POLLUTION PREVENTION	Project shall coordinate collection events for local residents to bring in household hazardous waste such as paint, thinners, pesticides, oil and gas, corrosive cleaners, and fertilizers for proper disposal. Where available, the projects may also offer electronics collection and recycling. SEP funds shall be used for collection, recycling and disposal.					4,720.00	4,720.00
MM	45351	Terra Firma Materials, L.L.C.	12/19/2014	1.00:1	22,501.00	0.00	11,251.00	11,250.00	11,250.00
		POLLUTION REDUCTION	Cleanup of Unauthorized Dumpsites					11,250.00	11,250.00
MM	48581	City of Ropesville	05/07/2015	1.00:1	9,491.00	1,898.00	0.00	7,593.00	7,593.00
		POLLUTION REDUCTION	Compliance SEP: Calibrate the flow meter, treat weeds on the facultative lagoon, and install rip rap at the facility					7,593.00	7,593.00
MM	49336	Real County	04/04/2015	1.00:1	1,250.00	250.00	0.00	1,000.00	1,000.00
		POLLUTION PREVENTION	Nueces River Basin Enhanced Water Quality Monitoring - SEP Funds will be used for sampling and analysis in the Nueces River Basin. Third-Party Administrator shall use SEP Funds to pay its contractors to conduct field measurements and laboratory tests for TDS, sulfate, chloride, arsenic, barium, and strontium. Third-Party Administrator shall also use SEP Funds to pay for vehicle and boat fuel necessary for the contractor to reach the monitoring sites. Third-Party Administrator's contractor shall measure water quality on a monthly basis.					1,000.00	1,000.00
MM	48420	El Paso Water Utilities Public Service Board	05/07/2015	1.00:1	3,202.00	640.00	0.00	2,562.00	2,562.00
		POLLUTION PREVENTION	The contribution will be to the Trans-Pecos Water & Land Trust for the Trans-Pecos Water Rights Acquisition Project. The contribution will be used in accordance with the Supplemental Environmental Project between the Third-Party Recipient and the TCEQ (the "Project"). Specifically, the SEP Offset Amount will be used to acquire, by lease or purchase, surface water rights from various owners of existing water rights in the Rio Grande River Basin in Texas.					2,562.00	2,562.00
MM	47964	Bottom Line Food Processors, Inc.	10/17/2014	1.00:1	11,438.00	0.00	5,719.00	5,719.00	5,719.00

\* There are Multiple Respondent Names associated to this Case No.

## Appendix 12: List of SEPs & SEP Projects - FY 2015

### Multi-Media Program

POLLUTION PREVENTION	Project shall coordinate collection events for local residents to bring in household hazardous waste such as paint, thinners, pesticides, oil and gas, corrosive cleaners, and fertilizers for proper disposal. Where available, the projects may also offer electronics collection and recycling. SEP funds shall be used for collection, recycling and disposal.	2,859.00	2,859.00
POLLUTION PREVENTION	Performing Party shall establish, operate and maintain water quality monitoring stations in streams, lakes, rivers, or other water bodies within one hundred miles of San Marcos, Texas. The stations will consist of ambient water quality monitoring instruments, meteorological instruments, and ancillary equipment. The primary objective of these new monitoring stations is to provide continuous monitoring of area water quality.	2,860.00	2,860.00

MM	48067	BASF Corporation	05/23/2015	1.00:1	72,160.00	14,432.00	28,864.00	28,864.00	28,864.00
		POLLUTION PREVENTION				Project shall coordinate collection events for local residents to bring in household hazardous waste such as paint, thinners, pesticides, oil and gas, corrosive cleaners, and fertilizers for proper disposal. Where available, the projects may also offer electronics collection and recycling. SEP funds shall be used for collection, recycling and disposal.		28,864.00	28,864.00
		<b>Count of Multi-Media Program Orders: 10</b>	Total:		191,691.00	19,698.00	46,918.00	125,075.00	125,075.00
		<b>Grand Total Count of Orders: 187</b>	Grand Total:		6,357,767.00	727,343.00	2,381,309.00	3,249,115.00	3,249,115.00

\* There are Multiple Respondent Names associated to this Case No.

## Appendix 13: List of Court Orders Issued - FY2020

### Singles Programs

Date Range Selected : 9/1/2019 - 8/31/2020

Order Types Selected : BANKRUPTCY, CONTEMPT, DISMISSAL, FINAL JUDGMENT, RECEIVERSHIP, SETTLEMENT, TEMPORARY

PGM	Case No.	District Court DKT #	Respondent Name	TCEQ ID	County	Order Date	Penalty Assessed	Penalty Deferred	Payable Amount	Attorney Fees	Court Costs
AQ	51226	D-1-GN-16-003482	GARCIA, MARIA *	R13107354922	BEXAR	3/5/2020	16,500.00	0.00	16,500.00	12,500.00	0.00
AQ	37492	D-1-GN-16-005455	Bob King's Truck Beds, LLC	R04104311055	WISE	6/23/2020	58,730.00	0.00	58,730.00	3,010.00	0.00
<b>Subtotal for AQ: 2</b>							<b>75,230.00</b>	<b>0.00</b>	<b>75,230.00</b>	<b>15,510.00</b>	<b>0.00</b>
IHWNP	48559	D-1-GV-14-000267	ROYWELL SERVICES *		ECTOR	1/9/2020	70,000.00	0.00	70,000.00	12,500.00	0.00
<b>Subtotal for IHWNP: 1</b>							<b>70,000.00</b>	<b>0.00</b>	<b>70,000.00</b>	<b>12,500.00</b>	<b>0.00</b>
MSW	40378	D-1-GN-17-000341	CATHEY, LARRY *		MCLENNAN	11/21/2019	10,000.00	0.00	10,000.00	3,000.00	0.00
MSW	53797	DC-18-15502	Vista International Technologies, Inc.	27080	DALLAS	12/3/2019	329,475.00	0.00	329,475.00	58,781.00	0.00
MSW	54783	D-1-GN-19-008902	GUTIERREZ, BERTHA *	6200234	ECTOR	4/1/2020	101,688.26	0.00	101,688.26	7,200.00	0.00
<b>Subtotal for MSW: 3</b>							<b>441,163.26</b>	<b>0.00</b>	<b>441,163.26</b>	<b>68,981.00</b>	<b>0.00</b>
PST	51269	D-1-GN-19-002692	KENNARD'S THOMAS CORNER, LLC	69009	HOUSTON	5/12/2020	45,550.00	0.00	45,550.00	8,300.00	0.00
<b>Subtotal for PST: 1</b>							<b>45,550.00</b>	<b>0.00</b>	<b>45,550.00</b>	<b>8,300.00</b>	<b>0.00</b>
PWS	49457	D-1-GN-18-007020	Leroy Leonard Limas	0710158	EL PASO	9/19/2019	185,592.00	0.00	185,592.00	17,943.75	0.00
PWS	53810	D-1-GN-19-008025	Mountain River Water Company *	1840077	PARKER	11/14/2019	36,600.00	0.00	36,600.00	8,156.25	0.00
PWS	56007	D-1-GN-19-004640	Fazio Family Investments, Inc.	0100104	BANDERA	4/16/2020	151,766.00	0.00	151,766.00	8,500.00	0.00
PWS	46886	D-1-GN-18-006881	CABAZOS, JOSE FLORES	1520269	LUBBOCK	5/18/2020	29,768.75	0.00	29,768.75	6,231.25	0.00
PWS	49325	D-1-GN-16-000711	Consumers Water Inc.	1700021	*MULTIPLE	6/10/2020	50,000.00	0.00	50,000.00	10,000.00	0.00
PWS	53810	D-1-GN-19-001582	Texas Rain Holding Company, Inc.			6/10/2020	60,000.00	0.00	60,000.00	5,000.00	0.00
PWS	51736	D-1-GN-20-002678	Texas Rain Holding Company, Inc.			7/16/2020	117,550.00	0.00	117,550.00	32,000.00	0.00
<b>Subtotal for PWS: 7</b>							<b>631,276.75</b>	<b>0.00</b>	<b>631,276.75</b>	<b>87,831.25</b>	<b>0.00</b>
WQ	55443	2017-53686	Zak Brothers, Inc. *	LGL109954529	HARRIS	10/7/2019	4,000.00	0.00	4,000.00	1,500.00	364.50
WQ	53679	D-1-GN-18-002749	Texas Rain Holding Company, Inc.	WQ001429700 1	HUNT	8/27/2020	167,850.00	0.00	167,850.00	30,000.00	0.00
<b>Subtotal for WQ: 2</b>							<b>171,850.00</b>	<b>0.00</b>	<b>171,850.00</b>	<b>31,500.00</b>	<b>364.50</b>
<b>Total for Singles Programs : 16</b>							<b>1,435,070.01</b>	<b>0.00</b>	<b>1,435,070.01</b>	<b>224,622.25</b>	<b>364.50</b>

**Multi-Media Programs**

**Appendix 13: List of Court Orders Issued - FY2020**

Date Range Selected : 9/1/2019 - 8/31/2020

Order Types Selected : BANKRUPTCY, CONTEMPT, DISMISSAL, FINAL JUDGMENT, RECEIVERSHIP, SETTLEMENT, TEMPORARY

PGM	Case No.	District Court DKT #	Respondent Name	TCEQ ID	County	Order Date	Penalty Assessed	Penalty Deferred	Payable Amount	Attorney Fees	Court Costs
MM	616	D-1-GV-03-002965	Allied Motor Oils, Inc.	96141	SMITH	9/16/2019	814,560.00	0.00	814,560.00	9,206.00	0.00
MM	59454	2017-01269	Hilaria Duarte *	ENF110974631	HARRIS	1/21/2020	65,000.00	0.00	65,000.00	7,500.00	0.00
<b>Total for Multi-Media Programs : 2</b>							<b>879,560.00</b>	<b>0.00</b>	<b>879,560.00</b>	<b>16,706.00</b>	<b>0.00</b>
<b>Total for all Programs : 18</b>							<b>2,314,630.01</b>	<b>0.00</b>	<b>2,314,630.01</b>	<b>241,328.25</b>	<b>364.50</b>

\* There are Multiple Respondent Names associated to this Case No.

\*\* Beginning in FY 2020, the columns were revised to remove SEP costs and to add the District Court Docket Number.



## Appendix 14: List of Court Orders Issued - FY2019

### Singles Programs

Date Range Selected : 9/1/2018 - 8/31/2019

Order Types Selected : BANKRUPTCY, CONTEMPT, DISMISSAL, FINAL JUDGMENT, RECEIVERSHIP, SETTLEMENT, TEMPORARY

PGM	Case No.	Respondent Name	TCEQ ID	County	Order Date	Penalty Assessed	Penalty Deferred	Payable Amount	SEP Cost	SEP Offset	Attorney Fees	Court Costs
AQ	54386	Houston Refining LP	2167	HARRIS	10/9/2018	680,000.00	0.00	680,000.00	0.00	0.00	22,500.00	0.00
AQ	55906	NOURYON FUNCTIONAL CHEMICALS BAY PARK *	9692	HARRIS	11/24/2018	22,000.00	0.00	22,000.00	0.00	0.00	7,500.00	292.75
AQ	55442	Shell Oil Company *	21262	HARRIS	6/13/2019	320,000.00	0.00	320,000.00	0.00	0.00	10,000.00	0.00
AQ	56117	QUALA SYSTEMS APPELT FACILITY *	18447	HARRIS	7/25/2019	7,500.00	0.00	7,500.00	0.00	0.00	5,000.00	281.25
<b>Subtotal for AQ: 4</b>						<b>1,029,500.00</b>	<b>0.00</b>	<b>1,029,500.00</b>	<b>0.00</b>	<b>0.00</b>	<b>45,000.00</b>	<b>574.00</b>
DAM	53206	Great Southern Realty Company	TX02914	BANDERA	9/19/2018	0.00	0.00	0.00	0.00	0.00	35,000.00	0.00
<b>Subtotal for DAM: 1</b>						<b>0.00</b>	<b>0.00</b>	<b>0.00</b>	<b>0.00</b>	<b>0.00</b>	<b>35,000.00</b>	<b>0.00</b>
IHW	24609	MORELLO, BERNARD J	50129	FORT BEND	11/19/2018	367,250.00	0.00	367,250.00	0.00	0.00	26,844.00	0.00
<b>Subtotal for IHW: 1</b>						<b>367,250.00</b>	<b>0.00</b>	<b>367,250.00</b>	<b>0.00</b>	<b>0.00</b>	<b>26,844.00</b>	<b>0.00</b>
MSW	31305	VILLARREAL, JUAN MARTIN	455150069	HIDALGO	10/17/2018	195,150.00	0.00	195,150.00	0.00	0.00	0.00	17,000.00
MSW	48444	MOTAL, THOMAS *	UNA455140129	LAVACA	4/30/2019	52,150.00	0.00	52,150.00	0.00	0.00	11,368.75	0.00
MSW	37628	MAULDIN, DANIEL L	R04102777778	ELLIS	5/15/2019	16,500.00	0.00	16,500.00	0.00	0.00	5,500.00	0.00
MSW	53842	JML ENERGY RESOURCES LLC *	UNA455130348	BEXAR	6/13/2019	49,250.00	0.00	49,250.00	0.00	0.00	9,000.00	0.00
<b>Subtotal for MSW: 4</b>						<b>313,050.00</b>	<b>0.00</b>	<b>313,050.00</b>	<b>0.00</b>	<b>0.00</b>	<b>25,868.75</b>	<b>17,000.00</b>
PST	36473	CHENNAULT, HENRY	9894	DEWITT	10/18/2018	12,500.00	0.00	12,500.00	0.00	0.00	7,500.00	0.00
PST	40158	JASANI, AMEER ALI	32416	TYLER	10/18/2018	29,000.00	0.00	29,000.00	0.00	0.00	29,000.00	0.00
PST	38380	PRYOR, MATTHEW A	48133	JEFFERSON	11/16/2018	15,800.00	0.00	15,800.00	0.00	0.00	18,731.25	0.00
PST	50019	CRYSTAL INTERNATIONAL, INC.	55366	DALLAS	11/20/2018	253,550.00	0.00	253,550.00	0.00	0.00	7,087.50	290.00
PST	44157	Karishma Properties, Inc.	32868	BEXAR	4/11/2019	6,000.00	0.00	6,000.00	0.00	0.00	3,000.00	0.00
PST	48068	Juan Ramirez	35297	HARRIS	4/16/2019	63,837.00	0.00	63,837.00	0.00	0.00	9,625.00	0.00
<b>Subtotal for PST: 6</b>						<b>380,687.00</b>	<b>0.00</b>	<b>380,687.00</b>	<b>0.00</b>	<b>0.00</b>	<b>74,943.75</b>	<b>290.00</b>
PWS	47625	Lake Corpus Christi RV Park & Marina, L.L.C.	1490006	LIVE OAK	12/12/2018	85,627.00	0.00	85,627.00	0.00	0.00	15,281.25	0.00
PWS	41707	Texas Rain Holding Company, Inc.	1690007	MONTAGUE	1/11/2019	15,250.00	0.00	15,250.00	0.00	0.00	16,225.00	0.00
PWS	55674	Texas Rain Holding Company, Inc. *	1190005	JACK	4/8/2019	2,300.00	0.00	2,300.00	0.00	0.00	9,275.00	0.00
PWS	33361	Dolores A. Luke	1000071	HARDIN	4/11/2019	473,750.00	0.00	473,750.00	0.00	0.00	13,868.75	0.00
PWS	41707	David A. Fenoglio	1690007	*MULTIPLE	6/26/2019	0.00	0.00	0.00	0.00	0.00	0.00	0.00

**Singles Programs**

**Appendix 14: List of Court Orders Issued - FY2019**

Date Range Selected : 9/1/2018 - 8/31/2019

Order Types Selected : BANKRUPTCY, CONTEMPT, DISMISSAL, FINAL JUDGMENT, RECEIVERSHIP, SETTLEMENT, TEMPORARY

PGM	Case No.	Respondent Name	TCEQ ID	County	Order Date	Penalty Assessed	Penalty Deferred	Payable Amount	SEP Cost	SEP Offset	Attorney Fees	Court Costs
PWS	55674	Perrin Water Systems, Inc. *	1190005	JACK	7/29/2019	0.00	0.00	0.00	0.00	0.00	0.00	0.00
<b>Subtotal for PWS: 6</b>						<b>576,927.00</b>	<b>0.00</b>	<b>576,927.00</b>	<b>0.00</b>	<b>0.00</b>	<b>54,650.00</b>	<b>0.00</b>
WQ	52931	Proof & Cooper LLC *	LGL109262360	TRAVIS	1/7/2019	23,000.00	12,500.00	10,500.00	0.00	0.00	2,000.00	0.00
WQ	56587	OSSF 211 HEATHERGATE LANE *	LGL110466042	HARRIS	4/1/2019	1,500.00	0.00	1,500.00	0.00	0.00	1,000.00	0.00
WQ	56759	Karya Property Management, LLC *	LGL110468105	HARRIS	4/3/2019	62,500.00	0.00	62,500.00	0.00	0.00	10,000.00	7,500.00
<b>Subtotal for WQ: 3</b>						<b>87,000.00</b>	<b>12,500.00</b>	<b>74,500.00</b>	<b>0.00</b>	<b>0.00</b>	<b>13,000.00</b>	<b>7,500.00</b>
<b>Total for Singles Programs : 25</b>						<b>2,754,414.00</b>	<b>12,500.00</b>	<b>2,741,914.00</b>	<b>0.00</b>	<b>0.00</b>	<b>275,306.50</b>	<b>25,364.00</b>

## Multi-Media Programs

## Appendix 14: List of Court Orders Issued - FY2019

Date Range Selected : 9/1/2018 - 8/31/2019

Order Types Selected : BANKRUPTCY, CONTEMPT, DISMISSAL, FINAL JUDGMENT, RECEIVERSHIP, SETTLEMENT, TEMPORARY

PGM	Case No.	Respondent Name	TCEQ ID	County	Order Date	Penalty Assessed	Penalty Deferred	Payable Amount	SEP Cost	SEP Offset	Attorney Fees	Court Costs
MM	47940	LOWMAN, JAMES TRAVIS	UNA455140120	NUECES	11/19/2018	60,973.00	0.00	60,973.00	0.00	0.00	8,962.50	0.00
MM	54561	Pasadena Refining System, Inc *	20246	HARRIS	12/4/2018	195,000.00	0.00	195,000.00	0.00	0.00	10,000.00	384.25
MM	49824	TEXAS FARM FRESH HALAL MEAT *	LGL107861809	HARRIS	4/25/2019	20,000.00	0.00	20,000.00	0.00	0.00	2,000.00	267.75
MM	51221	ATC WEST TEXAS, LLC *	R07108209180	ECTOR	6/20/2019	20,000.00	0.00	20,000.00	0.00	0.00	3,500.00	0.00
MM	57703	KMCO, LLC *	9383	HARRIS	7/29/2019	43,500.00	0.00	43,500.00	0.00	0.00	5,000.00	353.25
<b>Total for Multi-Media Programs : 5</b>						<b>339,473.00</b>	<b>0.00</b>	<b>339,473.00</b>	<b>0.00</b>	<b>0.00</b>	<b>29,462.50</b>	<b>1,005.25</b>
<b>Total for all Programs : 30</b>						<b>3,093,887.00</b>	<b>12,500.00</b>	<b>3,081,387.00</b>	<b>0.00</b>	<b>0.00</b>	<b>304,769.00</b>	<b>26,369.25</b>

\* There are Multiple Respondent Names associated to this Case No.

## Appendix 15: List of Court Orders Issued FY2018

### Singles Programs

Date Range Selected : 09/01/2017 - 8/31/2018

Order Types Selected : BANKRUPTCY, CONTEMPT, DISMISSAL, FINAL JUDGMENT, RECEIVERSHIP, SETTLEMENT, TEMPORARY

PGM	Case No.	Respondent Name	TCEQ ID	County	Order Date	Penalty Assessed	Penalty Deferred	Payable Amount	SEP Cost	SEP Offset	Attorney Fees	Court Costs
AQ	52140	MONOFLO BREEN ROAD FACILITY *	136007	HARRIS	9/5/2017	7,500.00	0.00	7,500.00	0.00	0.00	1,000.00	0.00
AQ	43146	WIELER, JACOB DYCK	R05106108384	LAMAR	11/22/2017	0.00	0.00	0.00	0.00	0.00	0.00	0.00
AQ	53725	ALS ASSOCIATES *	129255	HARRIS	4/24/2018	30,000.00	10,000.00	20,000.00	0.00	0.00	5,000.00	0.00
AQ	41699	Enterprise Products Operating LLC	CI0025R	CHAMBERS	5/3/2018	435,000.00	0.00	435,000.00	0.00	0.00	40,000.00	0.00
AQ	46867	QUALITY CONTAINER AND ENVIRONMENTAL SERVICES *	84179	HARRIS	8/21/2018	7,000.00	0.00	7,000.00	0.00	0.00	1,000.00	0.00
<b>Subtotal for AQ: 5</b>						<b>479,500.00</b>	<b>10,000.00</b>	<b>469,500.00</b>	<b>0.00</b>	<b>0.00</b>	<b>47,000.00</b>	<b>0.00</b>
DIST	53652	Verona Sud	8272500	COLLIN	1/10/2018	22,250.00	0.00	22,250.00	0.00	0.00	10,000.00	0.00
DIST	53707	Boling Municipal Water District	1560000	WHARTON	1/10/2018	30,000.00	0.00	30,000.00	0.00	0.00	7,500.00	0.00
<b>Subtotal for DIST: 2</b>						<b>52,250.00</b>	<b>0.00</b>	<b>52,250.00</b>	<b>0.00</b>	<b>0.00</b>	<b>17,500.00</b>	<b>0.00</b>
IHW	35427	ALONSO, JULIO S *	F1993	BEXAR	1/30/2018	15,883.02	0.00	15,883.02	0.00	0.00	4,000.00	0.00
IHW	31962	Van Der Horst U.S.A. Corporation	TXD007357932	KAUFMAN	1/31/2018	120,779.00	0.00	120,779.00	0.00	0.00	3,675.00	0.00
<b>Subtotal for IHW: 2</b>						<b>136,662.02</b>	<b>0.00</b>	<b>136,662.02</b>	<b>0.00</b>	<b>0.00</b>	<b>7,675.00</b>	<b>0.00</b>
MSW	48588	JOHNSON, THOMAS F III	UNA455130243	UVALDE	9/11/2017	47,350.00	0.00	47,350.00	0.00	0.00	6,650.00	0.00
MSW	33620	RUTLEDGE, JEWEL THOMAS		LIMESTONE	9/14/2017	12,500.00	0.00	12,500.00	0.00	0.00	2,800.00	0.00
MSW	45059	FLORES, SAUL		EL PASO	12/2/2017	73,050.00	0.00	73,050.00	0.00	0.00	6,343.75	0.00
MSW	34666	GRANADOS, LUCY D *	455150161	HIDALGO	1/18/2018	153,300.00	0.00	153,300.00	0.00	0.00	14,112.50	0.00
MSW	14768	BLACK, YOLANDA *	UNA455160026	WEBB	2/13/2018	38,300.00	0.00	38,300.00	0.00	0.00	16,006.75	0.00
MSW	51914	ALLIED AUTO PARTS INC	R13106439706	BEXAR	3/2/2018	30,000.00	0.00	30,000.00	0.00	0.00	1,500.00	0.00
MSW	51466	Eclipse Renewables, LLC	25965	BEXAR	4/26/2018	525,000.00	0.00	525,000.00	0.00	0.00	25,125.00	0.00
MSW	51914	Alamo Recycle of San Antonio, LLC *	R13106439706	BEXAR	6/7/2018	110,000.00	0.00	110,000.00	0.00	0.00	40,000.00	0.00
MSW	26966	BARGER, JERRY		LAMPASAS	7/21/2018	45,950.00	0.00	45,950.00	0.00	0.00	2,800.00	0.00
<b>Subtotal for MSW: 9</b>						<b>1,035,450.00</b>	<b>0.00</b>	<b>1,035,450.00</b>	<b>0.00</b>	<b>0.00</b>	<b>115,338.00</b>	<b>0.00</b>
PST	45422	MOONIS, MAAZ M	19639	POLK	11/7/2017	25,000.00	7,500.00	17,500.00	0.00	0.00	3,500.00	0.00
PST	46254	HERNANDEZ, MODESTO	R15101678274	HIDALGO	1/8/2018	65,950.00	0.00	65,950.00	0.00	0.00	15,168.75	0.00
PST	46968	PEREZ, NORMA LINDA	69877	HIDALGO	3/15/2018	57,629.00	0.00	57,629.00	0.00	0.00	7,000.00	0.00
PST	39177	WELLS, JAMES L	3654	LEON	6/14/2018	70,575.00	0.00	70,575.00	0.00	0.00	5,425.00	0.00
PST	38132	Pablo Toucedo	15954	HUNT	7/21/2018	131,025.00	0.00	131,025.00	0.00	0.00	10,106.25	0.00

**Singles Programs**

**Appendix 15: List of Court Orders Issued FY2018**

Date Range Selected : 09/01/2017 - 8/31/2018

Order Types Selected : BANKRUPTCY, CONTEMPT, DISMISSAL, FINAL JUDGMENT, RECEIVERSHIP, SETTLEMENT, TEMPORARY

PGM	Case No.	Respondent Name	TCEQ ID	County	Order Date	Penalty Assessed	Penalty Deferred	Payable Amount	SEP Cost	SEP Offset	Attorney Fees	Court Costs
<b>Subtotal for PST: 5</b>						<b>350,179.00</b>	<b>7,500.00</b>	<b>342,679.00</b>	<b>0.00</b>	<b>0.00</b>	<b>41,200.00</b>	<b>0.00</b>
PWS	7338	Maddux Comfort Control, Inc. *	0610070	DENTON	9/20/2017	0.00	0.00	0.00	0.00	0.00	0.00	0.00
PWS	36172	Sullivan, Eldeane A *	1520247	LUBBOCK	5/3/2018	186,479.00	0.00	186,479.00	0.00	0.00	52,631.25	0.00
<b>Subtotal for PWS: 2</b>						<b>186,479.00</b>	<b>0.00</b>	<b>186,479.00</b>	<b>0.00</b>	<b>0.00</b>	<b>52,631.25</b>	<b>0.00</b>
WQ	31762	VALENZUELA, ENRIQUE		OCHILTREE	12/27/2017	171,050.00	0.00	171,050.00	0.00	0.00	26,950.00	0.00
WQ	46367	NATIVIDAD HERNANDEZ DBA BAYER ROAD SALVAGE YARD		VICTORIA	5/30/2018	115,344.00	0.00	115,344.00	0.00	0.00	6,750.00	0.00
<b>Subtotal for WQ: 2</b>						<b>286,394.00</b>	<b>0.00</b>	<b>286,394.00</b>	<b>0.00</b>	<b>0.00</b>	<b>33,700.00</b>	<b>0.00</b>
<b>Total for Singles Programs : 27</b>						<b>2,526,914.02</b>	<b>17,500.00</b>	<b>2,509,414.02</b>	<b>0.00</b>	<b>0.00</b>	<b>315,044.25</b>	<b>0.00</b>

## Multi-Media Programs

## Appendix 15: List of Court Orders Issued FY2018

Date Range Selected : 09/01/2017 - 8/31/2018

Order Types Selected : BANKRUPTCY, CONTEMPT, DISMISSAL, FINAL JUDGMENT, RECEIVERSHIP, SETTLEMENT, TEMPORARY

PGM	Case No.	Respondent Name	TCEQ ID	County	Order Date	Penalty Assessed	Penalty Deferred	Payable Amount	SEP Cost	SEP Offset	Attorney Fees	Court Costs
MM	50422	HSIEH, MENG L *	LGL108285982	HARRIS	11/9/2017	10,000.00	0.00	10,000.00	0.00	0.00	1,500.00	0.00
MM	49998	Rumsey Site Construction, LLC *	LGL106369200	HOPKINS	11/27/2017	31,375.00	0.00	31,375.00	0.00	0.00	5,700.00	0.00
MM	50470	VR Wood, Inc. *	100365	HARRIS	2/20/2018	47,175.00	0.00	47,175.00	0.00	0.00	12,852.50	0.00
MM	54606	Gulbrandsen Technologies Inc.	21731	HARRIS	2/26/2018	41,750.00	12,000.00	29,750.00	0.00	0.00	5,000.00	0.00
MM	51349	Stripes LLC *	LGL102793312	ECTOR	5/9/2018	10,000.00	0.00	10,000.00	0.00	0.00	2,000.00	0.00
MM	53820	Commercial Metals Company *	23117	ECTOR	7/24/2018	1,125,000.00	0.00	1,125,000.00	0.00	0.00	150,000.00	0.00
MM	45189	BRUTON, NATHAN LEMUEL	UNA455130238	KARNES	8/8/2018	54,100.00	0.00	54,100.00	0.00	0.00	13,400.00	0.00
<b>Total for Multi-Media Programs : 7</b>						<b>1,319,400.00</b>	<b>12,000.00</b>	<b>1,307,400.00</b>	<b>0.00</b>	<b>0.00</b>	<b>190,452.50</b>	<b>0.00</b>
<b>Total for all Programs : 34</b>						<b>3,846,314.02</b>	<b>29,500.00</b>	<b>3,816,814.02</b>	<b>0.00</b>	<b>0.00</b>	<b>505,496.75</b>	<b>0.00</b>

\* There are Multiple Respondent Names associated to this Case No.

## Appendix 16: List of Court Orders Issued FY2017

### Singles Programs

Date Range Selected : 09/01/2016 - 8/31/2017

Order Types Selected : BANKRUPTCY, CONTEMPT, DISMISSAL, FINAL JUDGMENT, RECEIVERSHIP, SETTLEMENT, TEMPORARY

PGM	Case No.	Respondent Name	TCEQ ID	County	Order Date	Penalty Assessed	Penalty Deferred	Payable Amount	SEP Cost	SEP Offset	Attorney Fees	Court Costs
AIREI	36800	Salzgitter Mannesmann Stainless Tubes USA, Inc.	HG3179U	HARRIS	11/9/2016	82,000.00	0.00	82,000.00	0.00	0.00	15,000.00	0.00
<b>Subtotal for AIREI: 1</b>						<b>82,000.00</b>	<b>0.00</b>	<b>82,000.00</b>	<b>0.00</b>	<b>0.00</b>	<b>15,000.00</b>	<b>0.00</b>
IHW	42491	Ponter & Souder LLC	TXP490351656	HARRIS	12/5/2016	50,000.00	40,000.00	10,000.00	0.00	0.00	5,000.00	0.00
IHW	32631	HOUGHTON, RICHARD	88393	RAINS	3/7/2017	183,350.00	0.00	183,350.00	0.00	0.00	38,187.50	0.00
<b>Subtotal for IHW: 2</b>						<b>233,350.00</b>	<b>40,000.00</b>	<b>193,350.00</b>	<b>0.00</b>	<b>0.00</b>	<b>43,187.50</b>	<b>0.00</b>
MSW	37525	Post Oak Grinding, L.L.C.	47042	DALLAS	9/22/2016	20,995.25	0.00	20,995.25	0.00	0.00	5,000.00	0.00
MSW	47896	CARRASCO, ALONZO RAMIREZ *		ECTOR	10/13/2016	24,900.00	0.00	24,900.00	0.00	0.00	2,175.00	0.00
MSW	40796	BEARDEN SR, LONNIE	6200455	TOM GREEN	11/12/2016	19,650.00	0.00	19,650.00	0.00	0.00	3,920.00	0.00
MSW	45387	John Neal Barfield, III *	R14106507601	GONZALES	1/12/2017	52,841.00	0.00	52,841.00	0.00	0.00	7,500.00	0.00
MSW	51052	50.558 ACRE TRACT *	LGL108702358	HUNT	2/1/2017	200,000.00	0.00	200,000.00	0.00	0.00	70,000.00	0.00
MSW	38598	ANDRADE, ROLAND C	UNA455130152	ATASCOSA	5/4/2017	5,000.00	0.00	5,000.00	0.00	0.00	2,700.00	0.00
MSW	50547	Tdl Venture, L.L.C. *	LGL108298282	HARRIS	7/19/2017	6,250.00	0.00	6,250.00	0.00	0.00	2,500.00	0.00
MSW	47892	Zack Griffen		BELL	8/7/2017	77,187.00	0.00	77,187.00	0.00	0.00	5,000.00	0.00
MSW	49738	3H Trucking, LLC *	LGL107820326	ECTOR	8/10/2017	1,250.00	0.00	1,250.00	0.00	0.00	1,250.00	0.00
<b>Subtotal for MSW: 9</b>						<b>408,073.25</b>	<b>0.00</b>	<b>408,073.25</b>	<b>0.00</b>	<b>0.00</b>	<b>100,045.00</b>	<b>0.00</b>
PST	45918	Sardinia Group, Inc.	38570	TRINITY	9/2/2016	43,700.00	0.00	0.00	0.00	0.00	6,650.00	0.05
<b>Subtotal for PST: 1</b>						<b>43,700.00</b>	<b>0.00</b>	<b>0.00</b>	<b>0.00</b>	<b>0.00</b>	<b>6,650.00</b>	<b>0.05</b>
PWS	40305	GILLOTT, DAVID T	2490018	WISE	11/9/2016	189,385.00	0.00	189,385.00	0.00	0.00	10,000.00	0.00
PWS	41741	Felipe Posada	2350055	VICTORIA	1/23/2017	230,908.00	0.00	230,908.00	0.00	0.00	11,000.00	0.00
PWS	48178	John L. Moore *	1550127	MCLENNAN	4/12/2017	117,286.00	0.00	117,286.00	0.00	0.00	7,587.50	0.00
<b>Subtotal for PWS: 3</b>						<b>537,579.00</b>	<b>0.00</b>	<b>537,579.00</b>	<b>0.00</b>	<b>0.00</b>	<b>28,587.50</b>	<b>0.00</b>
WQ	46448	LAWRENCE, LONNIE *	24118	ECTOR	11/16/2016	3,500.00	0.00	3,500.00	0.00	0.00	1,225.00	0.00
WQ	51449	JABOURI, AL S *	LGL101262673	BRAZORIA	1/31/2017	7,550.00	5,662.50	1,887.50	0.00	0.00	350.00	0.00
<b>Subtotal for WQ: 2</b>						<b>11,050.00</b>	<b>5,662.50</b>	<b>5,387.50</b>	<b>0.00</b>	<b>0.00</b>	<b>1,575.00</b>	<b>0.00</b>
<b>Total for Singles Programs : 18</b>						<b>1,315,752.25</b>	<b>45,662.50</b>	<b>1,226,389.75</b>	<b>0.00</b>	<b>0.00</b>	<b>195,045.00</b>	<b>0.05</b>

## Multi-Media Programs

## Appendix 16: List of Court Orders Issued FY2017

Date Range Selected : 09/01/2016 - 8/31/2017

Order Types Selected : BANKRUPTCY, CONTEMPT, DISMISSAL, FINAL JUDGMENT, RECEIVERSHIP, SETTLEMENT, TEMPORARY

PGM	Case No.	Respondent Name	TCEQ ID	County	Order Date	Penalty Assessed	Penalty Deferred	Payable Amount	SEP Cost	SEP Offset	Attorney Fees	Court Costs
MM	48994	Clinton L. Shaw *		HARRIS	9/15/2016	35,925.62	0.00	35,925.62	0.00	0.00	5,600.00	0.00
MM	51390	CLARK, AB JR *	455100103	SABINE	11/2/2016	12,000.00	0.00	12,000.00	0.00	0.00	3,500.00	0.00
MM	49998	Accent Developers LLC		HOPKINS	5/5/2017	30,000.00	0.00	30,000.00	0.00	0.00	30,000.00	0.00
MM	49998	F&H Construction Company, LLC *		HOPKINS	6/30/2017	25,000.00	0.00	25,000.00	0.00	0.00	17,500.00	0.00
<b>Total for Multi-Media Programs : 4</b>						<b>102,925.62</b>	<b>0.00</b>	<b>102,925.62</b>	<b>0.00</b>	<b>0.00</b>	<b>56,600.00</b>	<b>0.00</b>
<b>Total for all Programs : 22</b>						<b>1,418,677.87</b>	<b>45,662.50</b>	<b>1,329,315.37</b>	<b>0.00</b>	<b>0.00</b>	<b>251,645.00</b>	<b>0.05</b>

\* There are Multiple Respondent Names associated to this Case No.



## Appendix 17: List of Court Orders Issued FY2016

### Singles Programs

Date Range Selected : 09/01/2015 - 8/31/2016

Order Types Selected : BANKRUPTCY, CONTEMPT, DISMISSAL, FINAL JUDGMENT, RECEIVERSHIP, SETTLEMENT, TEMPORARY

PGM	Case No.	Respondent Name	TCEQ ID	County	Order Date	Penalty Assessed	Penalty Deferred	Payable Amount	SEP Cost	SEP Offset	Attorney Fees	Court Costs
AQ	48916	AKZO NOBEL CHEMICALS DEER PARK *	7700	HARRIS	9/11/2015	50,000.00	0.00	50,000.00	0.00	0.00	5,000.00	0.00
AQ	49702	Triple B Services LLP *		HARRIS	10/2/2015	30,669.00	0.00	30,669.00	0.00	0.00	662.50	0.00
AQ	34442	LERMA, ROBERT JR *	78339	JIM WELLS	2/1/2016	113,000.00	0.00	113,000.00	0.00	0.00	32,000.00	0.00
AQ	15009	Magnum Blue Ribbon Feeds, Inc.	DD0066S	DEAF SMITH	4/6/2016	130,000.00	0.00	130,000.00	0.00	0.00	40,000.00	0.00
<b>Subtotal for AQ: 4</b>						<b>323,669.00</b>	<b>0.00</b>	<b>323,669.00</b>	<b>0.00</b>	<b>0.00</b>	<b>77,662.50</b>	<b>0.00</b>
DIST	47844	Kaufman County Lid 4	5175000	KAUFMAN	6/9/2016	15,650.00	0.00	15,650.00	0.00	0.00	6,125.00	0.00
<b>Subtotal for DIST: 1</b>						<b>15,650.00</b>	<b>0.00</b>	<b>15,650.00</b>	<b>0.00</b>	<b>0.00</b>	<b>6,125.00</b>	<b>0.00</b>
IHWH L	35417	James E. Lowden	TXR000079235	RUSK	12/8/2015	3,000.00	0.00	3,000.00	0.00	0.00	1,000.00	0.00
<b>Subtotal for IHWHL: 1</b>						<b>3,000.00</b>	<b>0.00</b>	<b>3,000.00</b>	<b>0.00</b>	<b>0.00</b>	<b>1,000.00</b>	<b>0.00</b>
MSW	28310	Danny Wilde	100145	TOM GREEN	5/23/2016	35,133.00	0.00	35,133.00	0.00	0.00	3,000.00	0.00
MSW	46405	S.I.W. Pipe & Supply, Inc. *	LGL100583137	ECTOR	6/23/2016	5,000.00	0.00	5,000.00	0.00	0.00	2,000.00	0.00
MSW	39909	Triple A Dump Truck Service, L.L.C.	455150139	HIDALGO	7/14/2016	13,700.00	0.00	13,700.00	0.00	0.00	9,650.00	0.00
<b>Subtotal for MSW: 3</b>						<b>53,833.00</b>	<b>0.00</b>	<b>53,833.00</b>	<b>0.00</b>	<b>0.00</b>	<b>14,650.00</b>	<b>0.00</b>
PST	41417	WILKINS, CHARLSIE ANN EVANS		GRAYSON	9/29/2015	0.00	0.00	0.00	0.00	0.00	0.00	0.00
PST	43133	Quick Shop, Inc.	20330	JEFFERSON	11/17/2015	23,635.00	0.00	23,635.00	0.00	0.00	1,505.00	0.00
PST	40940	Joe Westmoreland	63642	HENDERSON	12/9/2015	12,075.00	0.00	12,075.00	0.00	0.00	6,000.00	0.00
PST	34517	BRYMER, BERT	18976	GRAYSON	2/5/2016	113,300.00	0.00	113,300.00	0.00	0.00	1,050.00	0.00
PST	34949	BROOKS, JULIUS L	48211	MIDLAND	7/15/2016	7,175.00	0.00	7,175.00	0.00	0.00	1,000.00	0.00
PST	39533	BROOM, JIM	25446	NACOGDOCHES	7/19/2016	32,650.00	0.00	32,650.00	0.00	0.00	19,675.00	0.00
<b>Subtotal for PST: 6</b>						<b>188,835.00</b>	<b>0.00</b>	<b>188,835.00</b>	<b>0.00</b>	<b>0.00</b>	<b>29,230.00</b>	<b>0.00</b>
PWS	45890	Suburban Utility Co	1010111	HARRIS	1/19/2016	225,000.00	100,000.00	125,000.00	0.00	0.00	75,000.00	0.00
PWS	3024	Dale W. Haggard	0340024	CASS	1/28/2016	38,750.00	0.00	38,750.00	0.00	0.00	6,500.00	0.00
PWS	39672	Norman Barnett	1011183	*MULTIPLE	8/15/2016	136,500.00	0.00	136,500.00	0.00	0.00	11,800.00	0.00
<b>Subtotal for PWS: 3</b>						<b>400,250.00</b>	<b>100,000.00</b>	<b>300,250.00</b>	<b>0.00</b>	<b>0.00</b>	<b>93,300.00</b>	<b>0.00</b>
WQ	48658	DE MEZA ROCHE, EMILIA MARIA *		TRAVIS	11/6/2015	10,850.00	0.00	10,850.00	0.00	0.00	175.00	0.00
WQ	48033	UNITED GALVANIZING *	TXR05AN13	HARRIS	11/11/2015	111,000.00	0.00	111,000.00	0.00	0.00	23,000.00	0.00
WQ	51271	Angela Gregory *	LGL108747262	BRAZORIA	1/22/2016	2,000.00	0.00	2,000.00	0.00	0.00	2,700.00	0.00

Singles Programs

Appendix 17: List of Court Orders Issued FY2016

Date Range Selected : 09/01/2015 - 8/31/2016

Order Types Selected : BANKRUPTCY, CONTEMPT, DISMISSAL, FINAL JUDGMENT, RECEIVERSHIP, SETTLEMENT, TEMPORARY

PGM	Case No.	Respondent Name	TCEQ ID	County	Order Date	Penalty Assessed	Penalty Deferred	Payable Amount	SEP Cost	SEP Offset	Attorney Fees	Court Costs
WQ	51822	14508 PIMA TRAIL RESIDENTIAL OSSF *	LGL108947318	TRAVIS	2/10/2016	5,475.00	0.00	5,475.00	0.00	0.00	175.00	0.00
WQ	51802	Luis Rodriguez *		TRAVIS	2/17/2016	8,025.00	0.00	8,025.00	0.00	0.00	175.00	0.00
WQ	50883	LESTER, TAMMIE M *	LGL108673518	BRAZORIA	5/23/2016	50.00	0.00	50.00	0.00	0.00	500.00	0.00
WQ	51815	CRISTY GRIFFITH *	LGL107134108	BRAZORIA	5/23/2016	250.00	0.00	250.00	0.00	0.00	175.00	0.00
WQ	49642	OSSF REBECCA VILLAGE BUSINESS PARK *	R12107773327	HARRIS	6/17/2016	4,000.00	0.00	4,000.00	0.00	0.00	2,000.00	0.00
WQ	51785	14015 HYMILL DR OSSF *	LGL108947359	TRAVIS	8/3/2016	21,750.00	0.00	21,750.00	0.00	0.00	0.00	0.00
<b>Subtotal for WQ: 9</b>						<b>163,400.00</b>	<b>0.00</b>	<b>163,400.00</b>	<b>0.00</b>	<b>0.00</b>	<b>28,900.00</b>	<b>0.00</b>
<b>Total for Singles Programs : 27</b>						<b>1,148,637.00</b>	<b>100,000.00</b>	<b>1,048,637.00</b>	<b>0.00</b>	<b>0.00</b>	<b>250,867.50</b>	<b>0.00</b>

## Multi-Media Programs

## Appendix 17: List of Court Orders Issued FY2016

Date Range Selected : 09/01/2015 - 8/31/2016

Order Types Selected : BANKRUPTCY, CONTEMPT, DISMISSAL, FINAL JUDGMENT, RECEIVERSHIP, SETTLEMENT, TEMPORARY

PGM	Case No.	Respondent Name	TCEQ ID	County	Order Date	Penalty Assessed	Penalty Deferred	Payable Amount	SEP Cost	SEP Offset	Attorney Fees	Court Costs
MM	46196	Basin Disposal, Inc. *		ECTOR	10/7/2015	0.00	0.00	0.00	0.00	0.00	0.00	0.00
MM	47693	Jesse Dunn *	1010071	HARRIS	4/29/2016	221,478.00	0.00	221,478.00	0.00	0.00	8,700.00	0.00
MM	50616	Jai Dining Services (Odessa), Inc. *	LGL106522030	ECTOR	5/18/2016	7,500.00	0.00	7,500.00	0.00	0.00	4,000.00	0.00
MM	46342	DUMP SITE *	LGL106583701	ECTOR	7/14/2016	4,000.00	0.00	4,000.00	0.00	0.00	2,000.00	0.00
<b>Total for Multi-Media Programs : 4</b>						<b>232,978.00</b>	<b>0.00</b>	<b>232,978.00</b>	<b>0.00</b>	<b>0.00</b>	<b>14,700.00</b>	<b>0.00</b>
<b>Total for all Programs : 31</b>						<b>1,381,615.00</b>	<b>100,000.00</b>	<b>1,281,615.00</b>	<b>0.00</b>	<b>0.00</b>	<b>265,567.50</b>	<b>0.00</b>

\* There are Multiple Respondent Names associated to this Case No.

## Appendix 18: List of Court Orders Issued FY2015

### Singles Programs

Date Range Selected : 09/01/2014 - 08/31/2015

Order Types Selected : BANKRUPTCY, CONTEMPT, DISMISSAL, FINAL JUDGMENT, RECEIVERSHIP, SETTLEMENT, TEMPORARY

PGM	Case No.	Respondent Name	TCEQ ID	County	Order Date	Penalty Assessed	Penalty Deferred	Payable Amount	SEP Cost	SEP Offset	Attorney Fees	Court Costs
AQ	48078	Jagger Industries, LLC *	HGA084F	HARRIS	11/26/2014	50,000.00	0.00	50,000.00	0.00	0.00	4,000.00	0.00
<b>Subtotal for AQ: 1</b>						<b>50,000.00</b>	<b>0.00</b>	<b>50,000.00</b>	<b>0.00</b>	<b>0.00</b>	<b>4,000.00</b>	<b>0.00</b>
DIST	47735	McMullen County Water Control & Improvement District No. 1	5795000	MCMULLEN	11/6/2014	5,000.00	0.00	5,000.00	0.00	0.00	3,500.00	0.00
<b>Subtotal for DIST: 1</b>						<b>5,000.00</b>	<b>0.00</b>	<b>5,000.00</b>	<b>0.00</b>	<b>0.00</b>	<b>3,500.00</b>	<b>0.00</b>
IHW	1677	United Casing Incorporated	TXR000032581	NUECES	9/11/2014	41,500.00	0.00	41,500.00	0.00	0.00	8,500.00	0.00
IHW	43596	POND SITE *		HARRIS	3/31/2015	10,000,000.00	0.00	10,000,000.00	0.00	0.00	866,000.00	0.00
<b>Subtotal for IHW: 2</b>						<b>10,041,500.00</b>	<b>0.00</b>	<b>10,041,500.00</b>	<b>0.00</b>	<b>0.00</b>	<b>874,500.00</b>	<b>0.00</b>
IHWN P	48485	Con-way Freight Inc. *	LGL107054215	HUNT	8/25/2015	3,774.50	0.00	3,774.50	0.00	0.00	3,774.50	0.00
<b>Subtotal for IHWNP: 1</b>						<b>3,774.50</b>	<b>0.00</b>	<b>3,774.50</b>	<b>0.00</b>	<b>0.00</b>	<b>3,774.50</b>	<b>0.00</b>
MSW	46602	SKM Recycling, Inc.		ECTOR	9/25/2014	7,700.00	0.00	7,700.00	0.00	0.00	2,000.00	0.00
MSW	42787	Harry Hronas *		HUNT	10/13/2014	2,500.00	0.00	2,500.00	0.00	0.00	2,000.00	0.00
MSW	39142	ESPARZA RODOLFO		EL PASO	11/25/2014	0.00	0.00	0.00	0.00	0.00	0.00	0.00
MSW	35722	CAMPBELL, KENNETH *	455100067	SHELBY	1/12/2015	5,700.00	0.00	5,700.00	0.00	0.00	1,000.00	0.00
MSW	32440	FLORES, ESTUBERTO JR	455150152	HIDALGO	1/27/2015	9,225.00	0.00	9,225.00	0.00	0.00	5,000.00	0.00
MSW	42931	ALLSTATE SERVICES LTD *	R11105029227	TRAVIS	2/5/2015	600.00	0.00	600.00	0.00	0.00	2,500.00	0.00
MSW	48482	PAYNE, ROBERT HAROLD JR	UNA455130274	WILSON	2/12/2015	14,100.00	0.00	14,100.00	0.00	0.00	3,937.50	0.00
MSW	48053	HERNANDEZ, OMAR GALINDO *	LGL107016719	ECTOR	2/19/2015	1,500.00	0.00	1,500.00	0.00	0.00	1,200.00	0.00
MSW	39489	Santos Barcenas dba Tyre King Recycling	6027064	HALE	3/31/2015	80,050.00	0.00	80,050.00	0.00	0.00	4,200.00	0.00
MSW	49038	The Kroger Co. *	R12107572695	HARRIS	4/9/2015	18,000.00	0.00	18,000.00	0.00	0.00	1,000.00	0.00
MSW	42417	SMITH, ROY WAYNE	6200570	MCCULLOCH	7/17/2015	48,050.00	0.00	48,050.00	0.00	0.00	5,162.50	0.00
MSW	49133	Jerry Waller Tire Service, Incorporated *	6026486	DALLAS	7/20/2015	1,387,000.00	0.00	1,387,000.00	0.00	0.00	2,500.00	0.00
MSW	45272	DUNCAN, WILLIAM BARTLEY		NACOGDOCHES	8/3/2015	18,099.00	0.00	18,099.00	0.00	0.00	6,475.00	0.00
MSW	38751	TEMPLETON, WILLIAM	455150177	CAMERON	8/11/2015	213,920.00	0.00	213,920.00	0.00	0.00	73,500.00	0.00
MSW	38653	ACI Partners, LLC	UNA455130149	BEXAR	8/26/2015	20,000.00	0.00	20,000.00	0.00	0.00	10,000.00	0.00
MSW	41363	MOBLEY, DAVID M	455120143	WHARTON	8/26/2015	9,500.00	0.00	9,500.00	0.00	0.00	7,500.00	0.00
<b>Subtotal for MSW: 16</b>						<b>1,835,944.00</b>	<b>0.00</b>	<b>1,835,944.00</b>	<b>0.00</b>	<b>0.00</b>	<b>127,975.00</b>	<b>0.00</b>
PST	41209	MONTALVO, HUMBERTO *	67828	HARRIS	9/30/2014	14,000.00	0.00	14,000.00	0.00	0.00	4,200.00	0.00

## Singles Programs

## Appendix 18: List of Court Orders Issued FY 2015

Date Range Selected : 09/01/2014 - 08/31/2015

Order Types Selected : BANKRUPTCY, CONTEMPT, DISMISSAL, FINAL JUDGMENT, RECEIVERSHIP, SETTLEMENT, TEMPORARY

PGM	Case No.	Respondent Name	TCEQ ID	County	Order Date	Penalty Assessed	Penalty Deferred	Payable Amount	SEP Cost	SEP Offset	Attorney Fees	Court Costs
PST	41527	GALINDO, LEOPOLDO E	19910	CRANE	2/12/2015	50,350.00	0.00	50,350.00	0.00	0.00	6,825.00	0.00
PST	40184	GATES, ROBERT N	46758	TYLER	4/14/2015	38,400.00	0.00	38,400.00	0.00	0.00	6,900.00	0.00
PST	43693	GALLOWAY, GLENN E		JEFFERSON	4/23/2015	35,137.00	0.00	35,137.00	0.00	0.00	6,300.00	0.00
PST	36734	HERNANDEZ, JAVIER	30799	HIDALGO	7/11/2015	44,850.00	0.00	44,850.00	0.00	0.00	3,000.00	0.00
PST	8389	SAYFI, JAMIL	4186	BEXAR	8/7/2015	325,969.86	0.00	325,969.86	0.00	0.00	6,625.00	0.00
PST	21940	Leo Johnson	47814	MCLENNAN	8/26/2015	145,700.00	0.00	145,700.00	0.00	0.00	5,000.00	0.00
<b>Subtotal for PST: 7</b>						<b>654,406.86</b>	<b>0.00</b>	<b>654,406.86</b>	<b>0.00</b>	<b>0.00</b>	<b>38,850.00</b>	<b>0.00</b>
PWS	43458	Shawn M. Horvath	0610243	DENTON	9/25/2014	415,817.00	0.00	415,817.00	0.00	0.00	10,000.00	0.00
PWS	6619	LUCAS, GARY M	0710034	EL PASO	10/29/2014	0.00	0.00	0.00	0.00	0.00	0.00	0.00
PWS	40039	Darrell Hall	0930063	GRIMES	12/5/2014	90,000.00	0.00	90,000.00	0.00	0.00	20,000.00	0.00
PWS	39125	Mostafa A Soliman	2370049	WALLER	1/14/2015	251,701.00	0.00	251,701.00	0.00	0.00	12,350.00	0.00
PWS	40730	SANDOVAL, JOSEPH *	0150552	BEXAR	5/14/2015	60,688.39	0.00	60,688.39	0.00	0.00	8,750.00	0.00
PWS	40200	Syll Holt	0030037	ANGELINA	7/18/2015	132,950.00	0.00	132,950.00	0.00	0.00	9,840.00	0.00
PWS	40239	Lakeside Water Co. *	0030104	ANGELINA	8/4/2015	14,300.00	0.00	14,300.00	0.00	0.00	5,700.00	0.00
PWS	7051	Fort Hancock Water Control and Improvement District	1150005	HUDSPETH	8/7/2015	0.00	0.00	0.00	0.00	0.00	0.00	0.00
PWS	41439	Triumph Christian Center, Inc	0790365	FORT BEND	8/19/2015	92,850.49	0.00	92,850.49	0.00	0.00	9,800.00	0.00
<b>Subtotal for PWS: 9</b>						<b>1,058,306.88</b>	<b>0.00</b>	<b>1,058,306.88</b>	<b>0.00</b>	<b>0.00</b>	<b>76,440.00</b>	<b>0.00</b>
WATE RIGHT	46953	MORSE, VIVIAN G *		KERR	12/16/2014	21,500.00	0.00	21,500.00	0.00	0.00	8,000.00	0.00
<b>Subtotal for WATERIGHT: 1</b>						<b>21,500.00</b>	<b>0.00</b>	<b>21,500.00</b>	<b>0.00</b>	<b>0.00</b>	<b>8,000.00</b>	<b>0.00</b>
WQ	48629	NARDECCHIA, ANTHONY *	R11107207110	TRAVIS	11/4/2014	100.00	0.00	100.00	0.00	0.00	175.00	0.00
WQ	48366	J & N MINI MART 2 *		HARRIS	5/20/2015	1,500.00	0.00	1,500.00	0.00	0.00	600.00	0.00
<b>Subtotal for WQ: 2</b>						<b>1,600.00</b>	<b>0.00</b>	<b>1,600.00</b>	<b>0.00</b>	<b>0.00</b>	<b>775.00</b>	<b>0.00</b>
WWA G	36657	James Kent Gabel *	TXG920047	LAMB	7/1/2015	150,000.00	0.00	150,000.00	0.00	0.00	25,000.00	0.00
<b>Subtotal for WWAG: 1</b>						<b>150,000.00</b>	<b>0.00</b>	<b>150,000.00</b>	<b>0.00</b>	<b>0.00</b>	<b>25,000.00</b>	<b>0.00</b>
<b>Total for Singles Programs : 41</b>						<b>13,822,032.24</b>	<b>0.00</b>	<b>13,822,032.24</b>	<b>0.00</b>	<b>0.00</b>	<b>1,162,814.50</b>	<b>0.00</b>

**Multi-Media Programs**

**Appendix 18: List of Court Orders Issued FY 2015**

Date Range Selected : 09/01/2014 - 08/31/2015

Order Types Selected : BANKRUPTCY, CONTEMPT, DISMISSAL, FINAL JUDGMENT, RECEIVERSHIP, SETTLEMENT, TEMPORARY

PGM	Case No.	Respondent Name	TCEQ ID	County	Order Date	Penalty Assessed	Penalty Deferred	Payable Amount	SEP Cost	SEP Offset	Attorney Fees	Court Costs
MM	46421	Nayco, Inc. *	R04106465222	TARRANT	9/3/2014	20,000.00	0.00	20,000.00	0.00	0.00	5,000.00	0.00
MM	39729	HILL, JACKIE		CORYELL	9/29/2014	62,650.00	0.00	62,650.00	0.00	0.00	2,975.00	0.00
MM	46018	Tire Recycling & Processing LLC	6200832	CAMERON	11/4/2014	197,750.00	0.00	197,750.00	0.00	0.00	37,500.00	0.00
MM	39706	AGUILAR, RAMON		JEFFERSON	11/14/2014	66,200.00	0.00	66,200.00	0.00	0.00	3,600.00	0.00
MM	43599	W LOOP SOUTH ADM BLDG W82007 *	LGL102404944	HARRIS	1/26/2015	2,000,000.00	0.00	2,000,000.00	0.00	0.00	150,000.00	0.00
<b>Total for Multi-Media Programs : 5</b>						<b>2,346,600.00</b>	<b>0.00</b>	<b>2,346,600.00</b>	<b>0.00</b>	<b>0.00</b>	<b>199,075.00</b>	<b>0.00</b>
<b>Total for all Programs : 46</b>						<b>16,168,632.24</b>	<b>0.00</b>	<b>16,168,632.24</b>	<b>0.00</b>	<b>0.00</b>	<b>1,361,889.50</b>	<b>0.00</b>

\* There are Multiple Respondent Names associated to this Case No.

**Appendix 19: Criminal Convictions FY 2020**

<b>1. Case Name</b>	<b>Media Type</b>	<b>Number of Defendants</b>	<b>Felony Counts</b>	<b>Misdemeanor Counts</b>	<b>Date of Case Resolution</b>
Christopher Walters	MSW	1 Individual		1	9/9/2019
<p>On September 9, 2019, Christopher Walters pleaded guilty to one misdemeanor count of illegal dumping, in violation of Texas Health and Safety Code § 365.012.</p> <p>Mr. Walters received a one-year deferred disposition and was ordered to pay a \$200 fine.</p> <p>An investigation conducted by the TCEQ ECU and the Chambers County Sheriff's Office established Christopher Walters illegally dumped solid waste.</p> <p>The case was prosecuted by the Chambers County Attorney's Office.</p>					

<b>2. Case Name</b>	<b>Media Type</b>	<b>Number of Defendants</b>	<b>Felony Counts</b>	<b>Misdemeanor Counts</b>	<b>Date of Case Resolution</b>
Michael Prescott	DW	1 Individual		1	9/16/2019
<p>On September 16, 2019, Michael Prescott pleaded guilty to one misdemeanor count of tampering with a governmental record, in violation of Texas Penal Code § 37.10.</p> <p>Mr. Prescott received a two-year deferred disposition and was ordered to pay a \$200 fine.</p> <p>An investigation conducted by the TCEQ ECU established Michael Prescott falsified sample locations on drinking water samples.</p> <p>The case was prosecuted by the Travis County District Attorney's Office.</p>					

<b>3. Case Name</b>	<b>Media Type</b>	<b>Number of Defendants</b>	<b>Felony Counts</b>	<b>Misdemeanor Counts</b>	<b>Date of Case Resolution</b>
Crest Energy Partners L.P.	WQ	2 Corporate 1 Individual	5	2	9/26/2019 10/28/2019
<p>On September 26, 2019, Crest Energy Partners L.P. pleaded to five felony counts of unauthorized discharge, in violation of Texas Water Code § 7.145.</p> <p>Crest Energy Partners L.P. was ordered to pay a total of \$5,000 in fines.</p> <p>On September 26, 2019, Henry Wuertz pleaded to one misdemeanor count of unauthorized discharge, in violation of Texas Water Code § 7.147.</p> <p>Mr. Wuertz was sentenced to one day in jail and ordered to pay a \$1,000 fine</p> <p>On October 28, 2019, Crest Chem LLC. pleaded to one misdemeanor count of unauthorized</p>					

## Appendix 19: Criminal Convictions FY 2020

discharge, in violation of Texas Water Code § 7.147.

Crest Chem LLC. was ordered to pay a \$1,000 fine.

Crest Chem LLC., also entered into a Pre-Trial Intervention agreement in exchange for the dismissal of the remaining charges. As part of the agreement, Crest Chem LLC. agreed to donate \$25,000 to specified environmental causes in Harris County.

An investigation conducted by the TCEQ ECU, US EPA CID, Houston Police Department, Texas Parks and Wildlife Department, and US Coast Guard established Crest Energy Partners L.P. illegally discharged industrial waste into waters of the state.

The case was prosecuted by Harris County District Attorney's Office.

<b>4. Case Name</b>	<b>Media Type</b>	<b>Number of Defendants</b>	<b>Felony Counts</b>	<b>Misdemeanor Counts</b>	<b>Date of Case Resolution</b>
Truck & Trailer Inspection	Air	2 Individuals		2	10/18/2019

On October 18, 2019, Aaron Wiggins pleaded to one count of tampering with a governmental record, in violation of Texas Penal Code § 37.10.

Aaron Wiggins was ordered to serve one day in jail and pay a \$3,000 fine.

On October 18, 2019, Joe Wiggins pleaded to one count of tampering with a governmental record, in violation of Texas Penal Code § 37.10.

Joe Wiggins was ordered to serve one day in jail and pay a \$3,000 fine.

An investigation conducted by the Harris County Constable and TCEQ ECU determined that Aaron Wiggins and Joe Wiggins falsified vehicle emission testing information.

The case was prosecuted by the Harris County District Attorney's Office.

<b>5. Case Name</b>	<b>Media Type</b>	<b>Number of Defendants</b>	<b>Felony Counts</b>	<b>Misdemeanor Counts</b>	<b>Date of Case Resolution</b>
Joel Downs	WQ	1 Individual		1	12/6/2019

On December 6, 2019, Joel Downs pleaded to one misdemeanor count of an unauthorized discharge, in violation of Texas Water Code § 7.147.

Mr. Downs was ordered to serve two years deferred adjudication, pay a \$100 fine, and pay \$10,262.50 in restitution to a station owner for the cost of remediation.

An investigation conducted by the TCEQ ECU established Mr. Downs illegally discharged waste



## Appendix 19: Criminal Convictions FY 2020

consisting of contaminated gasoline into waters of the state.

The case was prosecuted by the Travis County Attorney's Office.

<b>6. Case Name</b>	<b>Media Type</b>	<b>Number of Defendants</b>	<b>Felony Counts</b>	<b>Misdemeanor Counts</b>	<b>Date of Case Resolution</b>
Durable Printed Products Inc.	IHW	1 Corporate	1		12/6/2019

On December 6, 2019, Durable Printed Products Inc. pleaded to one felony count of Violations Related to Hazardous Waste, in violation of Texas Water Code § 7.162.

Durable Printed Products was ordered to pay a \$1,000 fine and \$21,700 in restitution to the Fort Bend County Environmental Health, Enforcement Division. As part of the plea agreement Timothy Allen Langley, President and Linda Gay Sayers, Vice President of Durable Printed Products Inc., agreed to sell their interest in the company and relinquish all management and control of Durable Printed Products, Inc. within 365 days of the plea.

An investigation conducted by the TCEQ ECU, US EPA CID, and the Fort Bend County Environmental Enforcement Unit established employees of Durable Printed Products Inc. discharged hazardous waste into a storm drain.

The case was prosecuted by the Fort Bend County District Attorney's Office.

<b>7. Case Name</b>	<b>Media Type</b>	<b>Number of Defendants</b>	<b>Felony Counts</b>	<b>Misdemeanor Counts</b>	<b>Date of Case Resolution</b>
JRO Enterprise	WQ	2 Individuals	2		12/18/2019

On December 18, 2019, Juan Louis Reyes and Juan Louis Reyes Jr. each pleaded to one felony count of Intentional or Knowing Unauthorized Discharge, in violation of Texas Water Code § 7.145.

Both Juan Louis Reyes and Juan Louis Reyes Jr. were ordered to each serve three years deferred adjudication and each pay a \$1000 fine.

An investigation conducted by the TCEQ ECU and Houston Police Department Environmental Investigations Unit established that Juan Louis Reyes and Juan Louis Reyes Jr. illegally dumped a large number of oil filters resulting in discharges into water in the state.

The case was prosecuted by the Harris County District Attorney's Office.

**Appendix 19: Criminal Convictions FY 2020**

<b>8. Case Name</b>	<b>Media Type</b>	<b>Number of Defendants</b>	<b>Felony Counts</b>	<b>Misdemeanor Counts</b>	<b>Date of Case Resolution</b>
Jerred Lynn Lowrey	MSW	1 Individual		1	2/14/2020
<p>On February 14, 2020, Jerred Lynn Lowery pleaded guilty to one misdemeanor count of illegal dumping, in violation of Texas Health and Safety Code § 365.012.</p> <p>Mr. Lowery was ordered to serve twelve months of probation.</p> <p>An investigation conducted by the TCEQ ECU established Jerred Lowrey illegally dumped solid waste consisting of old furniture.</p> <p>The case was prosecuted by the Lamar County Attorney's Office.</p>					

<b>9. Case Name</b>	<b>Media Type</b>	<b>Number of Defendants</b>	<b>Felony Counts</b>	<b>Misdemeanor Counts</b>	<b>Date of Case Resolution</b>
John Charles Perry	MSW	1 Individual	1		2/28/2020
<p>On February 28, 2020, John Charles Perry pleaded guilty to one felony count of illegal dumping, in violation of Texas Health and Safety Code § 365.012.</p> <p>Mr. Walters was ordered to serve six months in jail.</p> <p>An investigation conducted by the TCEQ ECU and the Longview Police Department established John Perry illegally dumped solid waste consisting of scrap tires.</p> <p>The case was prosecuted by the Gregg County District Attorney's Office.</p>					

## Appendix 20: Criminal Convictions FY 2019

<b>1. Case Name</b>	<b>Media Type</b>	<b>Number of Defendants</b>	<b>Felony Counts</b>	<b>Misdemeanor Counts</b>	<b>Date of Case Resolution</b>
Texas Tech Lumber	MSW	2 Individuals	1	1	10/10/2018
<p>On October 10, 2018, Son Kim Nguyen pleaded guilty to one felony count of illegal dumping, in violation of Texas Health and Safety Code § 365.012.</p> <p>Son Kim Nguyen was ordered to serve 33 days in jail.</p> <p>On October 10, 2018, Carlos Duarte pleaded guilty to one misdemeanor count of illegal dumping, in violation of Texas Health and Safety Code § 365.012.</p> <p>Carlos Duarte was ordered to serve one day in jail.</p> <p>An investigation conducted by the TCEQ Environmental Crimes Unit (“ECU”) and the Liberty County Sheriff’s Office established Son Kim Nguyen and Carlos Duarte, employees of Manuel Anaya Trucking, illegally dumped solid waste.</p> <p>The case was prosecuted by the Liberty County District Attorney’s Office.</p>					

<b>2. Case Name</b>	<b>Media Type</b>	<b>Number of Defendants</b>	<b>Felony Counts</b>	<b>Misdemeanor Counts</b>	<b>Date of Case Resolution</b>
Fresh Food Store	PST	1 Individual		1	10/23/2018
<p>On October 2, 2018, Uttam Prasad Lamichhane pleaded to one count of falsifying a governmental record, in violation of Texas Penal Code § 37.10.</p> <p>Mr. Lamichhane received a one-year deferred disposition and was ordered to pay a \$2,000 fine and to make a \$1,000 donation to North Texas Food Bank.</p> <p>An investigation conducted by the TCEQ ECU determined Mr. Lamichhane falsified documentation submitted to the TCEQ PST Program.</p> <p>The case was prosecuted by the Tarrant County District Attorney’s Office.</p>					

<b>3. Case Name</b>	<b>Media Type</b>	<b>Number of Defendants</b>	<b>Felony Counts</b>	<b>Misdemeanor Counts</b>	<b>Date of Case Resolution</b>
Nicos I.V.	WQ	2 Corporate 2 Individuals	6	6	11/27/2018 12/2/2018
<p>On November 27, 2018, Avin International LTD pleaded guilty to one count of obstruction of an agency proceeding, one count of failure to report a discharge of oil under the Clean Water Act, and three counts of negligent discharge of oil under the Clean Water Act.</p> <p>On November 27, 2018, Nicos I.V. Special Maritime Enterprises pleaded guilty to one count</p>					

## Appendix 20: Criminal Convictions FY 2019

of obstruction of an agency proceeding, one count of failure to report discharge of oil under the Clean Water Act, and three counts of negligent discharge of oil under the Clean Water Act.

Under the plea agreement, the companies were ordered to pay a four million dollar criminal fine and serve a four-year term of probation.

On December 2, 2018, Rafail-Thomas Tsoumakos and Alexios Thomopoulos each pleaded guilty to one count of making a materially false statement in violation of 18 U.S.C. § 1001(a)(2).

Mr. Tsoumakos and Mr. Thomopoulos were each fined \$10,000. No imprisonment or probation was ordered.

An investigation conducted by the Texas Environmental Enforcement Task Force, TCEQ ECU, EPA CID, and the U.S. Coast Guard Investigative Service determined the ballast system of the Nicos I.V. became contaminated with oil and that oil was discharged from the vessel into the Port of Houston on July 6 and July 7, 2017.

The case was prosecuted by the U.S. Department of Justice and U.S. Attorney's Office, Eastern District of Texas.

4. Case Name	Media Type	Number of Defendants	Felony Counts	Misdemeanor Counts	Date of Case Resolution
Stolt Tankers BV	WQ	1 Corporate		1	12/3/2018

On December 3, 2018, Stolt Tankers DV entered into a Pre-Trial Intervention agreement with Harris County District Attorney's Office ("HCDAO") related to an unauthorized discharge that occurred on June 1, 2016, in violation of Texas Water Code § 7.147.

Stolt Tankers BV agreed to contribute \$100,000 to the following entities: Houston Galveston Area Council, Harris County Pollution Control, Harris County Engineering, City of Houston, and the Southern Environmental Enforcement Network. HCDAO agreed that upon satisfaction of the terms and conditions of the agreement, HCDAO will dismiss the case against Stolt Tankers BV and will file no additional charges related to the incident that occurred on June 1, 2016.

An investigation conducted by the Texas Environmental Enforcement Task Force, TCEQ ECU, and Houston Police Department ECU determined that on June 1, 2016 sewage was discharged from a Stolt Tanker into the Houston Ship Channel, in violation of Texas Water Code § 7.147.

The case was prosecuted by the Harris County District Attorney's Office.

## Appendix 20: Criminal Convictions FY 2019

<b>5. Case Name</b>	<b>Media Type</b>	<b>Number of Defendants</b>	<b>Felony Counts</b>	<b>Misdemeanor Counts</b>	<b>Date of Case Resolution</b>
Lawrence Wayne Bledsoe	MSW	1 Individual		1	2/25/2019
<p>On February 25, 2019, Lawrence Wayne Bledsoe pleaded guilty to one misdemeanor count of illegal dumping, in violation of Texas Health and Safety Code § 365.012.</p> <p>Mr. Bledsoe received a two-year deferred disposition and was ordered to pay \$4,000 and to donate \$1,000 to the Fort Bend County Women’s Shelter.</p> <p>An investigation conducted by TCEQ ECU and the Parkland Fire Marshall’s Office established Lawrence Wayne Bledsoe illegally dumped solid waste.</p> <p>The case was prosecuted by the Fort Bend County District Attorney.</p>					

<b>6. Case Name</b>	<b>Media Type</b>	<b>Number of Defendants</b>	<b>Felony Counts</b>	<b>Misdemeanor Counts</b>	<b>Date of Case Resolution</b>
Sunny’s Red Bluff Fueling Station	WQ	1 Individual		1	3/13/2019
<p>On March 13, 2019, Muhammad Iqbal pleaded guilty to an unauthorized discharge, in violation of Texas Water Code § 7.147.</p> <p>Muhammad Iqbal was sentenced to one day of confinement in the Harris County Jail and fined \$1,000.</p> <p>On June 24, 2019, Defendant Javier Woods pleaded guilty to pending fraud charges and was sentenced to four years imprisonment. The water pollution charge was dismissed as part of the plea agreement.</p> <p>On December 10, 2018, Defendant Juan Limones pleaded guilty to a pending felony possession of a firearm charge and was sentenced to two years imprisonment. The water pollution charge was dismissed as part of the plea agreement.</p> <p>An investigation conducted by TCEQ ECU and the City of Pasadena Fire Marshal determined that on July 25, 2017 Muhammad Iqbal, Javier Woods, and Juan Limones vacuumed a mixture of diesel and water from the containment areas of underground storage tank ports and discharged the mixture to a grassy area near the roadway, causing it to run into the street, in violation of Texas Water Code § 7.147.</p> <p>The case was prosecuted by the Harris County District Attorney’s Office.</p>					

## Appendix 20: Criminal Convictions FY 2019

<b>7. Case Name</b>	<b>Media Type</b>	<b>Number of Defendants</b>	<b>Felony Counts</b>	<b>Misdemeanor Counts</b>	<b>Date of Case Resolution</b>
Todd Peveto	TERP	1 Individual		1	3/15/2019
<p>On March 15, 2019, Todd Peveto pleaded to one count of tampering with a governmental record in violation of Texas Penal Code § 37.10.</p> <p>Mr. Peveto received a two-year deferred disposition and was ordered to pay a \$400 fine and complete 50 hours of community service.</p> <p>An investigation conducted by the TCEQ ECU determined Mr. Peveto, who was working for Trinity Valley Tractors at the time, submitted falsified information to the TCEQ in a TERP grant application.</p> <p>The case was prosecuted by the Travis County District Attorney's Office.</p>					

<b>8. Case Name</b>	<b>Media Type</b>	<b>Number of Defendants</b>	<b>Felony Counts</b>	<b>Misdemeanor Counts</b>	<b>Date of Case Resolution</b>
Shelby Lynn Hollaway	MSW	1 Individual		1	3/20/2019
<p>On March 20, 2019, Shelby Lynn Hollaway pleaded guilty to one misdemeanor count of illegal dumping, in violation of Texas Health and Safety Code § 365.012.</p> <p>Ms. Hollaway was ordered to serve 120 days in jail.</p> <p>An investigation conducted by the TCEQ ECU and the Chambers County Sheriff's Office established Shelby Lynn Hollaway illegally dumped solid waste.</p> <p>The case was prosecuted by the Chambers County Attorney's Office.</p>					

<b>9. Case Name</b>	<b>Media Type</b>	<b>Number of Defendants</b>	<b>Felony Counts</b>	<b>Misdemeanor Counts</b>	<b>Date of Case Resolution</b>
Brian Collins	MSW	1 Individual		1	4/10/2019
<p>On April 4, 2019, Brian Collins pleaded guilty to one misdemeanor count of illegal dumping, in violation of Texas Health and Safety Code § 365.012.</p> <p>Mr. Collins was ordered to serve five days in jail.</p> <p>An investigation conducted by the TCEQ ECU and the Chambers County Sheriff's Office established Brian Collins illegally dumped solid waste.</p> <p>The case was prosecuted by the Chambers County Attorney's Office.</p>					

## Appendix 20: Criminal Convictions FY 2019

10. Case Name	Media Type	Number of Defendants	Felony Counts	Misdemeanor Counts	Date of Case Resolution
Harold's Car Care	Air	1 Individual	1		5/28/2019
<p>On May 28, 2019, Gilberto Castro pleaded to one count of tampering with a governmental record in violation of Texas Penal Code § 37.10.</p> <p>Mr. Castro received a three-year deferred disposition and was ordered to pay a \$500 fine and complete 200 hours of community service.</p> <p>An investigation conducted by the Harris County Constable and TCEQ ECU determined Mr. Castro falsified vehicle emission testing information.</p> <p>The case was prosecuted by the Harris County District Attorney's Office.</p>					

11. Case Name	Media Type	Number of Defendants	Felony Counts	Misdemeanor Counts	Date of Case Resolution
Michael Eugene French	MSW	1 Individual	1		6/10/2019
<p>On June 10, 2019, Michael Eugene French pleaded guilty to one felony count of illegal dumping, in violation of Texas Health and Safety Code § 365.012.</p> <p>Mr. French received a four-year deferred adjudication probation.</p> <p>Mr. French was also ordered to pay up to \$20,000 to cover the cost of the remediation of the illegal dump site.</p> <p>An investigation conducted by the TCEQ ECU and the Van Zandt County Fire Marshal established Michael Eugene French illegally dumped solid waste.</p> <p>The case was prosecuted by the Van Zandt County District Attorney's Office.</p>					

## Appendix 21: Criminal Convictions FY 2018

1. Case Name	Media Type	Number of Defendants	Felony Counts	Misdemeanor Counts	Date of Case Resolution
Robert Allen Piver	MSW	1 Individual	1	1	9/20/2017 9/21/2017
<p>On September 20, 2017, Robert Allen Piver pleaded to one felony count of illegal dumping, in violation of Texas Health &amp; Safety Code § 365.012.</p> <p>Mr. Piver was ordered to serve a 10-year deferred adjudication probation, pay a \$2,000 fine, and pay \$10,000 in restitution to Liberty County Treasurer's Office.</p> <p>On September 21, 2017, Mr. Piver pleaded to one misdemeanor count of Failure to Comply with a Fire Marshall Order, in violation of Texas Health &amp; Safety Code § 775.119. For this count, Mr. Piver was sentenced to 56 days of confinement.</p> <p>An investigation conducted by the TCEQ Environmental Crimes Unit determined Mr. Piver illegally disposed of scrap tires.</p> <p>The case was prosecuted by the Liberty County District Attorney's Office.</p>					

2. Case Name	Media Type	Number of Defendants	Felony Counts	Misdemeanor Counts	Date of Case Resolution
Henry Joseph King	DW	1 Individual		1	10/30/2017
<p>On October 30, 2017, Henry Joseph King pleaded to one count of deceptive business practices, in violation of Texas Penal Code § 32.42.</p> <p>Mr. King received a one-year deferred disposition and was ordered to pay a \$350 fine.</p> <p>An investigation conducted by the TCEQ Environmental Crimes Unit determined Mr. King falsified documentation submitted to the TCEQ Drinking Water Program.</p> <p>The case was prosecuted by the Travis County Attorney's Office.</p>					

3. Case Name	Media Type	Number of Defendants	Felony Counts	Misdemeanor Counts	Date of Case Resolution
SCCW Industrial Services ES, LLC	WQ	1 Corporation		1	11/28/2017
<p>On November 28, 2017, SCCW Industrial Services ES, LLC pleaded to one count of an unauthorized discharge, in violation of Texas Water Code § 7.147.</p> <p>SCCW Industrial Services was ordered to pay a \$9,000 fine and pay \$543 in restitution to the Houston Police Department for sampling costs.</p> <p>An investigation conducted by the Houston Police Department Environmental Investigations</p>					



## Appendix 21: Criminal Convictions FY 2018

Unit and TCEQ Environmental Crimes Unit determined SCCW Industrial Services was responsible for unauthorized discharges of industrial waste consisting of sandblasting debris into the Houston Ship Channel.

This case was prosecuted by the Harris County District Attorney's Office.

4. Case Name	Media Type	Number of Defendants	Felony Counts	Misdemeanor Counts	Date of Case Resolution
Jarrold Abalos	DW	1 Individual		1	1/05/2018

On January 5, 2018, Jarrod Abalos pleaded to one count of falsifying a governmental record, in violation of Texas Penal Code § 37.10.

Mr. Abalos entered into a one-year pretrial intervention agreement. Mr. Abalos was ordered to pay a \$500 fine and serve 80 hours of community service.

An investigation conducted by the TCEQ Environmental Crimes Unit determined Mr. Abalos falsified documentation submitted to the TCEQ Drinking Water Program.

The case was prosecuted by the Chamber County District Attorney's Office.

5. Case Name	Media Type	Number of Defendants	Felony Counts	Misdemeanor Counts	Date of Case Resolution
Sea Faith	WQ	1 Corporation 1 Individual	4		2/26/2018

On February 26, 2018, Sea World Management & Trading, Inc. pleaded guilty to one count of Knowing Failure to Maintain an Accurate Oil Record Book, in violation of 33 U.S.C. § 1908(a) and one count of Knowing Failure to Maintain an Accurate Garbage Record Book, in violation of 33 U.S.C. § 1908(a).

Sea World Management & Trading was ordered to pay a \$2.25 million fine and serve three years of probation.

On February 26, 2018, the ship's captain, Edmon Fajardo, pleaded guilty to one count of Knowing Failure to Maintain an Accurate Oil Record Book, in violation of 33 U.S.C. § 1908(a) and one count of Knowing Failure to Maintain an Accurate Garbage Record Book, in violation of 33 U.S.C. § 1908(a).

Mr. Fajardo was sentenced to six months in prison, ordered to serve two years of supervised release, and pay a \$2,000 fine.

An investigation conducted by the Texas Environmental Task Force and the United States Coast Guard determined Sea World and Capt. Edmon Fajardo were responsible for discharging petroleum cargo residue and oily bilge water from the Sea Faith without the use of pollution prevention equipment and failing to record these discharges in the vessel's oil

## Appendix 21: Criminal Convictions FY 2018

record book. Additionally, on the same voyage Fajardo ordered crewmembers to throw plastics, empty steel drums, oily rags, batteries, and empty paint cans directly overboard.

These discharges were made at night to avoid detection and were not recorded in the garbage record book.

This case was prosecuted by the U.S. Attorney's Office, Southern District of Texas.

6. Case Name	Media Type	Number of Defendants	Felony Counts	Misdemeanor Counts	Date of Case Resolution
BCDC	WQ	1 Individual		1	2/16/2018

On February 16, 2018, Arnold Barfield pleaded to one count of illegal dumping, in violation of Texas Health and Safety Code § 365.012.

Mr. Barfield was ordered to serve six months deferred disposition and pay a \$300 fine. Mr. Barfield also paid \$6,455 to remediate the site of the discharge.

The investigation conducted by the TCEQ Environmental Crimes Unit determined Mr. Barfield ordered contaminated fuel be pumped out of a fuel tank and discharged into a drainage ditch.

The case was prosecuted by the Travis County Attorney's Office.

7. Case Name	Media Type	Number of Defendants	Felony Counts	Misdemeanor Counts	Date of Case Resolution
Tonya Michelle Yates	MSW	1 Individual		1	3/19/2018

On March 19, 2018, Tonya Yates pleaded to one count of illegal dumping, in violation of Texas Health and Safety Code § 365.012.

Ms. Yates was ordered to serve one-year deferred adjudication probation, serve 41 days in jail, clean up the dump site, and perform 100 hours of community service.

The investigation conducted by the TCEQ Environmental Crimes Unit and the Henderson County Fire Marshal determined Ms. Yates accepted solid waste at an unpermitted site.

The case was prosecuted by the Henderson County District Attorney's Office.

8. Case Name	Media Type	Number of Defendants	Felony Counts	Misdemeanor Counts	Date of Case Resolution
Walker & Walker	MSW	1 Corporation		1	5/2/2018

On May 2, 2018, Walker & Walker pleaded to one count of illegal dumping, in violation of Texas Health and Safety Code § 365.012.

## Appendix 21: Criminal Convictions FY 2018

Walker & Walker was ordered to serve 6 months deferred disposition, pay a \$2,000 fine, and pay restitution to the Texas Parks and Wildlife Department in the amount of \$1,349.60. Walker & Walker also paid over \$27,000 to remediate the site.

The investigation conducted by the Texas Parks and Wildlife Department and TCEQ Environmental Crimes Unit determined Texas Department of Transportation contractor Troy Lee Walker, the owner of Walker & Walker, illegally dumped roadside collected trash onto his own property.

The case was prosecuted by the Travis County Attorney's Office.

9. Case Name	Media Type	Number of Defendants	Felony Counts	Misdemeanor Counts	Date of Case Resolution
Reliable Inspections	Air	3 Individuals	3		5/31/2018

On May 31, 2018, Sharfaraz Ahmed, owner of Reliable Inspections; Saad Ahmed; and Asm Shams, employees of Reliable Inspections, were sentenced in the United States District Court for the Southern District of Texas. Each pleaded guilty on February 18, 2018, to one felony count of Clean Air Act False Statements, 42 U.S.C. § 7413(c)(2)(A).

Sharfaraz Ahmed was ordered to serve 2 years' probation and pay a \$5,000 fine.

Saad Ahmed was ordered to serve 2 years' probation and pay a \$1,000 fine.

Asm Shams was ordered to serve 2 years' probation.

The investigation determined the owner of Reliable Inspections and his employees fraudulently completed vehicle emission tests and submitted the results to the state.

TCEQ Environmental Crimes Unit worked this investigation cooperatively with members of the Texas Environmental Enforcement Task Force, Texas Department of Public Safety, and the Houston Police Department Environmental Investigations Unit. This case was prosecuted by the U.S. Attorney's Office, Southern District of Texas.

10. Case Name	Media Type	Number of Defendants	Felony Counts	Misdemeanor Counts	Date of Case Resolution
EZ Waste Inc.	MSW/WQ	1 Corporation		2	5/31/2018

On May 31, 2018, EZ Waste Inc. pleaded guilty to one count of illegal dumping, in violation of Texas Health and Safety Code § 365.012 and one count of unauthorized discharge, in violation of Texas Water Code § 7.147.

EZ Waste Inc. was ordered to pay \$4,500 in fines.

An investigation conducted by the Houston Police Department Environmental Investigations Unit and TCEQ Environmental Crimes Unit determined EZ Waste Inc. was responsible for

## Appendix 21: Criminal Convictions FY 2018

unauthorized discharges and disposal of solid waste.

This case was prosecuted by the Harris County District Attorney's Office.

11. Case Name	Media Type	Number of Defendants	Felony Counts	Misdemeanor Counts	Date of Case Resolution
ANM's Farm, LLC.	MSW/WQ	1 Individual		1	6/11/2018

On June 11, 2018, Alex Njoroge Macharia, owner of ANM's Farm LLC, pleaded guilty to one count of illegal dumping, in violation of Texas Health and Safety Code § 365.012.

Mr. Macharia was sentenced to a one-year deferred adjudication probation.

An investigation conducted by Collin County Sheriff's Office and TCEQ Environmental Crimes Unit determined that on two separate dates Alex Macharia and an employee of his used a water pump to discharge meat processing wastewater from his facility.

This case was prosecuted by the Collin County District Attorney's Office.

12. Case Name	Media Type	Number of Defendants	Felony Counts	Misdemeanor Counts	Date of Case Resolution
Domingo Figueroa	DW	1 Individual		1	6/12/2018

On June 12, 2018, Domingo Figueroa pleaded to one count of attempted tampering with a governmental record, in violation of Texas Penal Code § 37.10.

Mr. Figueroa was ordered to serve one-year probation and pay a \$400 fine.

An investigation conducted by the TCEQ Environmental Crimes Unit established that Mr. Figueroa falsified back flow prevention test documents.

This case was prosecuted by the Hays County District Attorney's Office.

13. Case Name	Media Type	Number of Defendants	Felony Counts	Misdemeanor Counts	Date of Case Resolution
Quinn Smith	MSW	1 Individual	1		6/12/2018

## Appendix 21: Criminal Convictions FY 2018

On June 12, 2018, Quinn Marshall Smith pleaded to one count of illegal dumping, in violation of Texas Health and Safety Code § 365.012.

Smith was sentenced to a two-year deferred adjudication and ordered to pay a \$1,500 fine. In addition to standard conditions of probation, Smith was ordered to properly dispose of waste from the disposal site and provide proof of the disposal to the court.

An investigation by the TCEQ Environmental Crimes Unit, Texas Parks and Wildlife Department, and the Knox County Sheriff's Office established that Mr. Quinn was responsible for the unauthorized disposal of solid waste.

This case was prosecuted by Knox County District Attorney's Office.

14. Case Name	Media Type	Number of Defendants	Felony Counts	Misdemeanor Counts	Date of Case Resolution
Jason Sparkman	Air	1 Individual		1	6/19/2018

On June 19, 2018, Jason Sparkman pleaded guilty to one count of outdoor burning of waste, in violation of Texas Water Code § 7.177.

Mr. Sparkman was ordered to pay a \$1,000 fine, serve 15 months of probation, and serve 40 hours of community service.

An investigation conducted by TCEQ Environmental Crimes Unit and the Texas Parks and Wildlife Department determined Mr. Sparkman was hauling scrap tires to his property and burning them.

This case was prosecuted by the Anderson County Attorney's Office.

15. Case Name	Media Type	Number of Defendants	Felony Counts	Misdemeanor Counts	Date of Case Resolution
GE Betz	WQ	1 Individual		1	7/9/2018

On July 19, 2018, Everett Bertrand Sells pleaded guilty to one count of unauthorized discharge, in violation of Texas Water Code § 7.147.

Everett Bertrand Sells was ordered to pay a \$15,000 fine.

An investigation conducted by TCEQ Environmental Crimes Unit established an operator overfilled a tank, which was captured in the containment area around the tank. A supervisor, Mr. Sells, opened a valve allowing the material out of containment and into the storm water system.

The case was prosecuted by the Jefferson County Attorney's Office.

## Appendix 21: Criminal Convictions FY 2018

16. Case Name	Media Type	Number of Defendants	Felony Counts	Misdemeanor Counts	Date of Case Resolution
Texas Tech Lumber	MSW	1 Individual		1	8/6/2018

On August 6, 2018, Manuel Anaya pleaded guilty to one count of illegal dumping, in violation of Texas Health and Safety Code § 365.012.

Manuel Anaya was ordered to serve two days in jail and pay a \$200 fine.

An investigation conducted by the TCEQ Environmental Crimes Unit and the Liberty County Sheriff's Office established Manuel Anaya, owner of Manuel Anaya Trucking, illegally dumped solid waste.

The case was prosecuted by the Liberty County District Attorney's Office.

17. Case Name	Media Type	Number of Defendants	Felony Counts	Misdemeanor Counts	Date of Case Resolution
Kris-Con Supply & Fasteners	MSW	1 Individual 1 Corporation		3	8/7/2018

On August 7, 2018, Kris-Con Supply & Fasteners pleaded to two counts of illegal dumping, in violation of Texas Health and Safety Code § 365.012.

Kris-Con Supply & Fasteners was ordered to pay a \$4,000 fine.

On August 7, 2018, Aaron Mickan, an employee of Kris-Con Supply & Fasteners, pleaded to one count of illegal dumping, in violation of Texas Health and Safety Code § 365.012.

Mr. Mickan was ordered to pay a \$500 fine.

An investigation conducted by the TCEQ Environmental Crimes Unit and Travis County Attorney's Office determined an Mr. Mickan illegally disposed of solid waste at its facility.

The case was prosecuted by the Travis County Attorney's Office.

18. Case Name	Media Type	Number of Defendants	Felony Counts	Misdemeanor Counts	Date of Case Resolution
D & A Recycling Center LLC	MSW	3 Individuals	9		8/14/2018

On August 14, 2018, Abarca Abraham Gonzalez pleaded to four counts of illegal dumping, in violation of Texas Health and Safety Code § 365.012.

Abarca Abraham Gonzalez was ordered to serve five-years of probation and pay a \$1,500 fine.

On August 14, 2018, Oscar Abarca Gonzalez pleaded to three counts of illegal dumping, in

## Appendix 21: Criminal Convictions FY 2018

violation of Texas Health and Safety Code § 365.012.

Oscar Abarca Gonzalez was ordered to serve a five-year deferred adjudication probation and pay a \$1,500 fine.

On August 14, 2018, David Gonzalez-Abarca pleaded to two counts of illegal dumping, in violation of Texas Health and Safety Code § 365.012.

David Gonzalez-Abarca was ordered to serve a five-year deferred adjudication probation and pay a \$1,500 fine.

An investigation conducted by the Bexar County Environmental Services and TCEQ Environmental Crimes Unit determined the owners of D & A Recycling Center LLC were receiving solid waste consisting of roofing shingles at an unpermitted site.

The case was prosecuted by the Bexar County District Attorney's Office Attorney's Office.

## Appendix 22: Criminal Convictions FY 2017

1. Case Name	Media Type	Number of Defendants	Felony Counts	Misdemeanor Counts	Date of Case Resolution
America's Best Vacuum Service	Air	2 Individuals		2	10/11/2016 1/17/2017
<p>On October 11, 2016, Moses R. Siordia pleaded to one misdemeanor count of illegal dumping in violation of Texas Health and Safety Code § 365.012.</p> <p>Mr. Siordia was ordered to serve 57 days in jail.</p> <p>On January 17, 2017, Darrell Keith Rochal Jr. pleaded to one misdemeanor count of illegal dumping in violation of Texas Health and Safety Code § 365.012.</p> <p>Mr. Rochal was ordered to serve 14 days in jail.</p> <p>An investigation conducted by the TCEQ Environmental Crimes Unit and Roanoke Police Department determined that Moses R. Siordia and Darrell Keith Rochal Jr. illegally disposed of grit trap waste.</p> <p>This case was prosecuted by Denton County Attorney's Office.</p>					

2. Case Name	Media Type	Number of Defendants	Felony Counts	Misdemeanor Counts	Date of Case Resolution
KTX	Air	2 Corporations		2	10/12/16
<p>On October 12, 2016, KTX Limited and KTX Properties Inc. (formerly known as KMTEX LTD.) pleaded guilty to two counts of violating 42.7413(c)(4), Negligent Release of a Hazardous Air Pollutant.</p> <p>The court ordered the companies to pay a total of \$3.3 million in criminal fines. In addition, the companies made a \$200,000 community service payment to the Southern Environmental Enforcement Network (SEEN). The payment will be used by SEEN for hazardous air release prevention and emergency response training to state and local environmental and law enforcement agencies. (This sentence runs concurrent with the sentence imposed on the October 12, 2016, conviction of Crosby LP and Ramsey Properties LP, formerly known as KMCO LTD. and KMCO Properties, Inc.)</p> <p>According to the factual basis of the plea agreement, KTX Limited and KTX Properties Inc., authorized two contract workers to perform welding or "hot work" on piping connected to a tank at their Port Arthur, Texas, facility. Prior to beginning the welding, the defendants falsified the "hot work" permit issued to the workers and failed to properly drain, isolate and decontaminate the tank and connecting equipment as required by Occupational Safety and Health Act (OSHA) regulations. As a result, the welding work ignited vapors causing the tank to explode and release hazardous air pollutants to the environment. Because the defendants had failed to properly inspect and maintain the tank pursuant to generally accepted industry standards, the exploding tank collapsed spilling burning product which severely injured two workers. A third worker was killed when the rails and ladder from the collapsing tank fell on</p>					



## Appendix 22: Criminal Convictions FY 2017

his head.

The case was investigated by EPA's Criminal Investigation Division and TCEQ Environmental Crimes Unit, assisted by the Texas Parks and Wildlife Department, and the Occupational Safety and Health Administration.

The case was prosecuted by Assistant U.S. Attorney Joseph R. Batte of the Eastern District of Texas and Trial Attorneys Richard Powers and David Kehoe of the Department of Justice, Environmental Crimes Section.

3. Case Name	Media Type	Number of Defendants	Felony Counts	Misdemeanor Counts	Date of Case Resolution
KMCO	Air	2 Corporations	2		10/12/16

On October 12, 2016, Crosby LP and Ramsey Properties LP (formerly known as KMCO LTD. and KMCO Properties, Inc.) pleaded guilty to two counts of violating 42.7413(c)(1), Knowing Violation of a Clean Air Act Title V Permit.

The court ordered the companies to pay a total of \$3.3 million in criminal fines. In addition, the companies made a \$200,000 community service payment to the Southern Environmental Enforcement Network (SEEN). The payment will be used by SEEN for hazardous air release prevention and emergency response training to state and local environmental and law enforcement agencies. (This sentence runs concurrent with sentence imposed on the October 12, 2016, conviction of KTX Limited and KTX Properties Inc., formerly known as KMCO LTD. and KMCO Properties, Inc.)

The information charges Crosby LP and Ramsey Properties LP, (formerly known as KMCO LTD. and KMCO Properties, Inc.) with failing to monitor leaks of ground-level ozone (smog) producing air pollutants at their chemical processing facility in Crosby, Texas, from 2008 until 2012. Pursuant to the factual basis, the defendants also admitted that they falsified records and reports for these Title V permit requirements to EPA and the TCEQ certifying the facility was complying with the permit requirements.

The case was investigated by EPA's Criminal Investigation Division and TCEQ Environmental Crimes Unit, assisted by the Texas Parks and Wildlife Department, and the Occupational Safety and Health Administration.

The case was prosecuted by Assistant U.S. Attorney Joseph R. Batte of the Eastern District of Texas and Trial Attorneys Richard Powers and David Kehoe of the Department of Justice, Environmental Crimes Section.

## Appendix 22: Criminal Convictions FY 2017

4. Case Name	Media Type	Number of Defendants	Felony Counts	Misdemeanor Counts	Date of Case Resolution
J & R Colmenero's Utility	WQ	1 Individual	1		10/18/16
<p>On October 18, 2016, Oscar Ramirez pleaded guilty to one count of an unauthorized discharge in violation of Texas Water Code § 7.145.</p> <p>Mr. Ramirez was ordered to serve three years of probation, pay a \$1,000 fine and make a public apology to the City of Willow Park.</p> <p>An investigation conducted by the TCEQ Environmental Crimes Unit determined that Mr. Ramirez used a vacuum trailer to collect and transport raw sewage from a sewer line that was damaged while drilling soil borings for a new fiber optic line and illegally discharged that waste into a drainage ditch off of King Gate Lane.</p> <p>The case was prosecuted by the Parker County District Attorney's Office.</p>					

5. Case Name	Media Type	Number of Defendants	Felony Counts	Misdemeanor Counts	Date of Case Resolution
Musgrove	Air	1 Individual		1	11/3/16
<p>On November 3, 2016, William Musgrove pleaded guilty to one count of violating Texas Clean Act, Texas Water Code § 7.177 (a)(5).</p> <p>Mr. Musgrove was ordered to serve 180 days in jail. (This sentence runs concurrent with the sentence imposed on a federal probation revocation held on November 15, 2016.)</p> <p>An investigation conducted by the TCEQ Environmental Crimes Unit determined that Mr. Musgrove violated TCEQ rules by conducting a metal recovery process and failing to use Hydrochloric Acid in an enclosed building, resulting in a released Nitrogen Oxide.</p> <p>The case was prosecuted by the Travis County Attorney's Office.</p>					

6. Case Name	Media Type	Number of Defendants	Felony Counts	Misdemeanor Counts	Date of Case Resolution
Musgrove MTR	Air	1 Individual		1	11/15/16
<p>On November 15, 2016, William Musgrove admitted to violating conditions of his federal probation related to his August 7, 2013, conviction of a Negligent Release of an Extremely Hazardous Substance, in violation of 42 USC § 7413(c)(4).</p> <p>Mr. Musgrove was ordered to serve 180 days- three months served with the Bureau of Prisons and three months home confinement. (This sentence runs concurrent with the sentence imposed on 11/3/2016 in Travis County for violating Texas Clean Act, Texas Water Code § 7.177(a)(5).)</p> <p>An investigation conducted by the EPA Criminal Investigation Division and TCEQ Environmental Crimes Unit determined that Mr. Musgrove operated a metal recovery process</p>					

## Appendix 22: Criminal Convictions FY 2017

to release Nitrogen Oxides without utilizing the company's air scrubber.

The case was prosecuted by the United States Attorney's Office for the Eastern District of Texas.

7. Case Name	Media Type	Number of Defendants	Felony Counts	Misdemeanor Counts	Date of Case Resolution
Andy's Ice House	PST/PI	1 Corporation	1		12/7/16

On December 7, 2016, ABSK Enterprises, Inc. dba Andy's Ice House pleaded guilty to one count of Tampering with a Governmental Record in violation of Texas Penal Code, § 37.10.

ABSK Enterprises, Inc. was ordered to pay a \$20,000 fine.

An investigation conducted by the TCEQ Environmental Crimes Unit determined that the PST facility's operator falsified release detection and corrosion protection documentation required by the TCEQ.

This case was prosecuted by Travis County District Attorney's Office.

8. Case Name	Media Type	Number of Defendants	Felony Counts	Misdemeanor Counts	Date of Case Resolution
AMT	PST/PI	1 Individual 1 Corporation	2		12/30/16 3/21/17

On December 30, 2016, Anil Momin, President of AM Testing & Solutions Inc. pleaded to one count of Tampering with a Governmental Record in violation of Texas Penal Code, § 37.10.

Mr. Momin was ordered to pay a \$10,000 fine and serve 5 years deferred adjudication probation. Under the plea agreement, Mr. Momin is required to submit true and accurate corrosion protection documentation for 25 stations listed in the plea agreement and to submit to the TCEQ Environmental Crimes Unit an annual list of AM Testing & Solutions Inc. customers or customers of any other business associated with Anil Momin, that submit compliance documentation to the TCEQ.

On March 21, 2017, AM Testing & Solutions pleaded guilty to one count of Tampering with a Governmental Record in violation of Texas Penal Code, §37.10.

AM Testing & Solutions was ordered to pay a \$20,000 fine.

An investigation conducted by the TCEQ Environmental Crimes Unit determined that Anil Momin and AM Testing & Solutions Inc. caused falsified corrosion protection certifications to be submitted to the TCEQ.

This case was prosecuted by Travis County District Attorney's Office.

## Appendix 22: Criminal Convictions FY 2017

9. Case Name	Media Type	Number of Defendants	Felony Counts	Misdemeanor Counts	Date of Case Resolution
Alamo Recycling Centers, LLC	SW	1 Corporation	1		12/30/16
<p>On December 30, 2016, Alamo Recycling Centers, LLC pleaded guilty to one felony count of illegal dumping in violation of Texas Health and Safety Code § 365.012.</p> <p>Alamo Recycling Centers, LLC was ordered to pay a \$35,000 fine.</p> <p>An investigation conducted by the TCEQ Environmental Crimes Unit determined that Alamo Recycling illegally disposed of shingles at a location in San Antonio, Texas.</p> <p>This case was prosecuted by Travis County District Attorney's Office.</p>					

10. Case Name	Media Type	Number of Defendants	Felony Counts	Misdemeanor Counts	Date of Case Resolution
Beckville Disposal Facility	WQ	1 Individual	1		12/30/16
<p>On December 30, 2016, Jeffery George DeRosia pleaded guilty to one felony count of an unauthorized discharge in violation of Texas Water Code § 7.145.</p> <p>Mr. DeRosia was ordered to serve 5 years deferred adjudication probation. Mr. DeRosia was also ordered to have a public apology printed in the San Antonio Express-News and the Dallas Morning News. A condition of Mr. DeRosia's probation requires him to work in good faith with the Railroad Commission in the remediation of the Crawford Estate Oil Unit and make restitution payments for remediation costs owed to the Railroad Commission.</p> <p>An investigation conducted by TPWD and TCEQ Environmental Crimes Unit determined that Mr. DeRosia's company, Beckville Disposal, illegally disposed of oilfield waste that resulted in an intentional unauthorized discharge of pollutants into water in the state.</p> <p>This case was prosecuted by Travis County District Attorney's Office.</p>					

11. Case Name	Media Type	Number of Defendants	Felony Counts	Misdemeanor Counts	Date of Case Resolution
Mohammad Nasir	SW	1 Individual		1	1/10/17
<p>On January 10, 2017, Mohammad Nasir pleaded guilty to one misdemeanor count of illegal dumping in violation of Texas Health and Safety Code § 365.012.</p> <p>Mr. Nasir was ordered to serve 2 years of deferred adjudication probation and pay a \$2,000 fine. Mr. Nasir was also ordered to pay \$1,727 in restitution to Bell County Road and Bridge.</p> <p>An investigation conducted by the TCEQ Environmental Crimes Unit determined that Mr. Nasir caused solid waste to be illegally buried at a location in Bell County, Texas.</p> <p>This case was prosecuted by Bell County District Attorney's Office.</p>					

## Appendix 22: Criminal Convictions FY 2017

12. Case Name	Media Type	Number of Defendants	Felony Counts	Misdemeanor Counts	Date of Case Resolution
Cavalier Food Mart	SW	1 Corporation		1	2/9/2017
<p>On February 9, 2017, Cavalier Food Mart pleaded guilty to one misdemeanor count of illegal dumping in violation of Texas Health and Safety Code § 365.012.</p> <p>Cavalier was ordered to pay a \$5,000 fine.</p> <p>An investigation conducted by the TCEQ Environmental Crimes Unit and Travis County Attorney's Office determined that Cavalier Food Mart illegally disposed of a gas and water mixture at a location in Travis County, Texas.</p> <p>This case was prosecuted by Travis County Attorney's Office.</p>					

13. Case Name	Media Type	Number of Defendants	Felony Counts	Misdemeanor Counts	Date of Case Resolution
Sarbali Alloys LLC	WQ	1 Corporation		1	2/15/2017
<p>On February 15, 2017, Sarbali Alloys LLC pleaded to one count of an unauthorized discharge in violation of Texas Water Code §7.147.</p> <p>Sarbali Alloys LLC was ordered to pay a \$2,500 fine. As part of the plea agreement, Sarbali Alloys LLC spent \$31,000 on the remediation of the discharge site and did a SEP in the City of Houston in the amount of \$10,000.</p> <p>The investigation conducted by the Houston Police Department Environmental Investigations Unit and TCEQ Environmental Crimes Unit determined that Sarbali Alloys LLC was responsible for the unauthorized discharges of industrial waste into the storm drain in front of the facility.</p> <p>This case was prosecuted by the Harris County District Attorney's Office.</p>					

14. Case Name	Media Type	Number of Defendants	Felony Counts	Misdemeanor Counts	Date of Case Resolution
German Pellets Texas LLC	WQ	1 Corporation		1	3/30/2017
<p>On March 30, 2017, German Pellets LLC pleaded to one count of an unauthorized discharge in violation of Texas Water Code § 7.147.</p> <p>German Pellets LLC was ordered to pay a \$30,000 fine.</p> <p>An investigation conducted by TCEQ Environmental Crimes Unit and TPWD Criminal Investigation Division determined that the plant manager authorized the discharge of liquid waste which resulted in an unauthorized discharge of pollutants into water in the state.</p> <p>The case was prosecuted by the Travis County Attorney's Office.</p>					

## Appendix 22: Criminal Convictions FY 2017

15. Case Name	Media Type	Number of Defendants	Felony Counts	Misdemeanor Counts	Date of Case Resolution
Cameron Wood	Air	1 Individual	1		4/06/2017
<p>On April 6, 2017, Cameron Terrence Terrell Wood pleaded to one count of Tampering with a Governmental Record in violation of Texas Penal Code § 37.10.</p> <p>Mr. Wood received 2 years deferred adjudication probation and was ordered to pay a \$500 fine.</p> <p>An investigation by TCEQ Environmental Crimes Unit determined that Texas Vehicle Inspection Reports were falsified.</p> <p>The case was prosecuted by the Brazoria County District Attorney's Office.</p>					

16. Case Name	Media Type	Number of Defendants	Felony Counts	Misdemeanor Counts	Date of Case Resolution
Randall White	Air	1 Individual		1	5/15/2017
<p>On May 15, 2017, Randall (Randy) White pleaded to one count of Attempted Violation of the Clean Air Act in violation of Texas Water Code § 7.177(a)(5).</p> <p>Mr. White received a 6 months Deferred Disposition and was ordered to pay a \$500 fine.</p> <p>An investigation conducted by the TCEQ Environmental Crimes Unit determined that Mr. White falsified documentation submitted to the TCEQ Texas Emissions Reduction Plan program.</p> <p>The case was prosecuted by the Travis County Attorney's Office.</p>					

17. Case Name	Media Type	Number of Defendants	Felony Counts	Misdemeanor Counts	Date of Case Resolution
Sunline	SW	2 Individuals		2	6/12/2017
<p>On June 12, 2017, Josua Dejesus Ramos pleaded to one count of misdemeanor count of illegal dumping in violation of Texas Health and Safety Code § 365.012.</p> <p>Mr. Ramos received a one year Deferred Disposition and was ordered to pay a \$500 fine.</p> <p>On June 12, 2017, Orlando Rodulfo pleaded to one count of misdemeanor count of illegal dumping in violation of Texas Health and Safety Code § 365.012.</p> <p>Mr. Rudulfo received a 6 months Deferred Disposition and was ordered to pay a \$500 fine.</p> <p>An investigation conducted by the TCEQ Environmental Crimes Unit determined that Josua Dejesus Ramos and Orlando Rodulfo illegally disposed of waste from a tank washing operation.</p>					

## Appendix 22: Criminal Convictions FY 2017

The case was prosecuted by the Travis County Attorney's Office.

18. Case Name	Media Type	Number of Defendants	Felony Counts	Misdemeanor Counts	Date of Case Resolution
El Guero Tire Shop	SW	1 Individual		1	6/19/17

On June 19, 2017, Daniel Rojo pleaded to one misdemeanor count of illegal dumping in violation of Texas Health and Safety Code § 365.012.

Mr. Rojo was ordered to pay a \$538 fine.

An investigation conducted by the TCEQ Environmental Crimes Unit and Upshur County Sheriff's Office determined that Mr. Rojo had illegally dumped approximately two thousand used tires originating from his tire shop in Diana, Texas. As of August 2, 2017, Mr. Rojo submitted scrap tire manifests documenting the proper disposal of the tires and an Upshur County Sheriff's Office photo documented the cleaned site.

This case was prosecuted by Upshur County Attorney's Office.

19. Case Name	Media Type	Number of Defendants	Felony Counts	Misdemeanor Counts	Date of Case Resolution
Albert Jamail Sr.	SW	1 Individual		1	6/20/17

On June 20, 2017, Albert Jamail plead guilty to one misdemeanor count of illegal dumping in violation of Texas Health and Safety Code § 365.012.

Mr. Jamail was ordered to pay a \$500 fine.

An investigation conducted by the TCEQ Environmental Crimes Unit determined that Mr. Jamail illegally disposed of solid waste at a location in Brackettville, Texas.

This case was prosecuted by Kinney County District Attorney's Office.

20. Case Name	Media Type	Number of Defendants	Felony Counts	Misdemeanor Counts	Date of Case Resolution
Mohammed Patel / DBA Crawdads	SW	1 Corporation		1	7/5/2017

On July 5, 2017, Mohammed Patel, DBA Crawdads pleaded to one misdemeanor count of illegal dumping in violation of Texas Health and Safety Code § 365.012.

Crawdads received a 6 months Deferred Disposition and was order to pay a \$2,136 fine.

An investigation conducted by the TCEQ Environmental Crimes Unit determined that employees of Crawdads illegally disposed of solid waste consisting of contaminated gasoline.

The case was prosecuted by the Travis County Attorney's Office.

## Appendix 22: Criminal Convictions FY 2017

21. Case Name	Media Type	Number of Defendants	Felony Counts	Misdemeanor Counts	Date of Case Resolution
Sprint Transport, LLC	WQ	1 Corporation 1 Individual		1	8/16/2017
<p>On August 16, 2017, Sprint Transport, LLC pleaded to one count of an unauthorized discharge in violation of Texas Water Code § 7.147.</p> <p>Sprint Transport LLC was ordered to pay a \$10,000 fine.</p> <p>On August 16, 2017, Brant David Vanhouten, an agent of Sprint Transport LLC, was granted a one year Pre-trial Intervention related to an unauthorized discharge in violation of Texas Water Code § 7.147.</p> <p>As part of the Pre-trial Intervention Mr. Vanhouten agreed to voluntarily make the following contributions; A \$50,000 contribution to Texas Association of RC&amp;D Areas to clean up known tire dumps sites in Harris County. A \$50,000 contribution to Texas Association of RC&amp;D Areas to provide wastewater treatment assistance to areas of Harris County. A \$150,000 contribution to Harris County for use by Harris County's Environmental Crimes Unit, Supplemental Environmental Project Account, to increase monitoring of known dump sites and the investigation of environmental crimes. A \$100,000 contribution to Harris County Pollution Control's Supplemental Environmental Project Account to install better air quality monitor systems. A \$40,000 contribution to Harris County Engineering Department's SCADA Supplemental Environmental Project account. A \$450,000 contribution to City of Houston Supplemental Environmental Project account. A \$50,000 contribution to Pasadena Fire Marshal's Environmental Crimes Division, SEP Account. A \$1,000 contribution to Galveston Bay Foundation.</p> <p>An investigation conducted by Houston Police Department Environmental Investigations Unit and the TCEQ Environmental Crimes Unit determined that Sprint Transport LLC, authorized the discharge of industrial waste which resulted in an unauthorized discharge of pollutants into water in the state.</p> <p>The case was prosecuted by the Harris County District Attorney's Office.</p>					



## Appendix 23: Criminal Convictions FY 2016

1. Case Name	Media Type	Number of Defendants	Felony Counts	Misdemeanor Counts	Date of Case Resolution
Barba Trucking	WQ	1 Individual		1	9/22/2015

**Case Specifics:**

On September 22, 2015, Raul Barba was convicted of one count of Unauthorized Discharge in violation of Texas Water Code § 7.147. Mr. Barba was ordered to pay a \$4,500 fine. An investigation determined that Mr. Barba discharged industrial waste into a storm drain. The Case was prosecuted by the Harris County District Attorney's Office.

2. Case Name	Media Type	Number of Defendants	Felony Counts	Misdemeanor Counts	Date of Case Resolution
Tyre King	PI/SW	1 Individual	1		9/28/15

**Case Specifics:**

On September 28, 2015, Santos Barcenas pled guilty to 1 felony count of Engaging in Organized Criminal Activity, Texas Penal Code § 71.02. Mr. Barcenas was sentenced to 5 years deferred adjudication and to pay a \$750 dollar fine. Mr. Barcenas was also ordered to pay \$17,445.59 in restitution to the City of Plainview. An investigation determined that Mr. Barcenas was responsible for the falsification of tire manifests and invoices indicating proper disposal of scrap tires to the City of Plainview for payment. The case was prosecuted by Hale County District Attorney's Office.

3. Case Name	Media Type	Number of Defendants	Felony Counts	Misdemeanor Counts	Date of Case Resolution
Eddy Packing	WQ	1 Corporation		15	10/16/15

**Case Specifics:**

On October 16, 2015, Eddy Packing Co, Inc. pled guilty to 15 counts of Unauthorized Discharge in violation of Texas Water Code § 7.147. Eddy Packing was ordered to pay a \$1,500,000 fine. An investigation conducted by TCEQ Environmental Crimes Unit and the TPWD Environmental Crimes Unit determined that Eddy Packing discharged industrial waste into State water without proper authorization. The case was prosecuted by Travis County District Attorney's Office.

## Appendix 23: Criminal Convictions FY 2016

4. Case Name	Media Type	Number of Defendants	Felony Counts	Misdemeanor Counts	Date of Case Resolution
Webb Co.	PWS	2 individuals	4	1	10/16/15 1/8/2016

**Case Specifics:**

On October 16, 2015, Gabino Palomo Cerda pled guilty to 1 count of Tampering W/Government Records (Class A Misdemeanor) in violation of Texas Penal Code § 37.10. Mr. Cerda was ordered to serve 1 year in Webb County Jail which was probated for 2 years and he was granted deferred adjudication.

On January 8, 2016, Luis Alonso Camacho was convicted of three counts of Tampering with a Governmental Record in violation of Texas Penal Code § 37.10 and one count of Engaging in Organized Criminal Activity in violation of Texas Penal Code § 71.02. Mr. Camacho was ordered to serve 10 years' probation.

An investigation conducted by the Texas Rangers and TCEQ Environmental Crimes Unit determined that Mr. Camacho and Mr. Cerda falsified Surface Water monthly Operation Reports for the Rio Bravo Water Treatment Plant.

The Case was prosecuted by the Webb County District Attorney's Office.

5. Case Name	Media Type	Number of Defendants	Felony Counts	Misdemeanor Counts	Date of Case Resolution
Barrett's Inspection Station	Air	1 Individual	1		10/27/15

**Case Specifics:**

On October 27, 2015, Pelton Ray Barrett was sentenced to one felony count of Tampering with a Governmental Record in violation of Texas Penal Code § 37.10. Mr. Barrett was ordered to serve 2 years deferred adjudication and pay a \$2,500 fine.

An investigation determined that Texas Vehicle Inspection Reports were falsified.

The Case was prosecuted by the Harris County District Attorney's Office.

6. Case Name	Media Type	Number of Defendants	Felony Counts	Misdemeanor Counts	Date of Case Resolution
Lional Joe Kenebrew	WQ	1 Individual	1		11/16/2015

**Case Specifics:**

On November 16, 2015, Lional Joe Kenebrew was sentenced for one count of Intentional or Knowing Unauthorized Discharge in violation of Texas Water Code § 7.145. Mr. Kenebrew was sentenced to 5 years deferred adjudication and to pay a \$1,500 fine.

An investigation determined that Mr. Kenebrew intentionally discharged reformer feed into or adjacent to water in the State.

The case was prosecuted by Jefferson County District Attorney's Office.

## Appendix 23: Criminal Convictions FY 2016

7. Case Name	Media Type	Number of Defendants	Felony Counts	Misdemeanor Counts	Date of Case Resolution
Eric O. Mendez	Air	1 Individual		1	1/7/2016

**Case Specifics:**

On January 27, 2016, Eric O. Mendez was sentenced to one misdemeanor count of Attempted Tampering with a Governmental Record in violation of Texas Penal Code § 37.10. Mr. Mendez was ordered to serve 179 days in county jail.

An investigation determined that Texas Vehicle Inspection Reports were falsified.

The Case was prosecuted by the Harris County District Attorney's Office.

8. Case Name	Media Type	Number of Defendants	Felony Counts	Misdemeanor Counts	Date of Case Resolution
Zaki Automotive	Air	5 Individual	6	1	2/15/16 3/31/16 4/13/16 4/14/16 4/21/16

**Case Specifics:**

On February 15, 2016, Kevin Cormier was convicted misdemeanor count of Attempted Tampering with a Governmental Record in violation of Texas Penal Code § 37.10. Mr. Cormier was ordered to serve 179 days in county jail.

On March 31, 2016, John O Akinloye was convicted of two felony counts of Tampering with a Governmental Record in violation of Texas Penal Code § 37.10. Mr. Akinloye was order to serve two years imprisonment in a state jail facility.

On April 13, 2016, Ahmad Ertimih was convicted of one felony count of Tampering with a Governmental Record in violation of Texas Penal Code § 37.10. Mr. Ertimih was ordered to serve 2 years deferred adjudication and pay a \$750 fine.

On April 14, 2016, Ahmad Injas was convicted of two felony counts of Tampering with a Governmental Record in violation of Texas Penal Code § 37.10. Mr. Injas was ordered to serve 7 years deferred adjudication.

On April 21, 2016, Firas Zurkiyeh was convicted of one felony count of Tampering with a Governmental Record in violation of Texas Penal Code § 37.10.

Mr. Zurkiyeh was ordered to serve 4 years deferred adjudication and pay a \$1,500 fine. (This sentence runs concurrently with Mr. Zurkiyeh sentence for his conviction in the Ronnie State Inspection case.)

An investigation determined that Texas Vehicle Inspection Reports were falsified.

The Case was prosecuted by the Harris County District Attorney's Office.

## Appendix 23: Criminal Convictions FY 2016

9. Case Name	Media Type	Number of Defendants	Felony Counts	Misdemeanor Counts	Date of Case Resolution
North Zulch MUD	WQ	1 Corporation		1	3/2/16

**Case Specifics:**

On March 3, 2016, North Zulch MUD was convicted of one count of Unauthorized Discharge in violation of Texas Water Code § 7.147. North Zulch MUD was ordered to pay a \$10,000 fine.

An investigation conducted by Texas Parks and Wildlife Department and the Texas Environmental Task Force determined that a high managerial agent of the MUD allowed the discharged waste into water in the State without proper authorization.

The case was prosecuted by Travis County District Attorney's Office.

10. Case Name	Media Type	Number of Defendants	Felony Counts	Misdemeanor Counts	Date of Case Resolution
Rivkin/Green Diesel	Air	1 Individual	2		3/7/16

**Case Specifics:**

On March 7, 2016, Phillip Joseph Rivkin was convicted of one felony count of Mail Fraud in violation of 18 U.S.C. § 1341 and 1 count of Making a False Statement Under the Clean Air Act. Mr. Rivkin was sentenced to 121 months in prison and ordered to pay \$87,730,467.17 in restitution.

An investigation determined that from July 2010 to July 2011, Rivkin devised the biodiesel fraud scheme, as his business operation falsely generated renewable fuel credits, known as renewable identification numbers (RINs), and sold them to oil companies and brokers for more than \$29 million.

This case was investigated by U.S. EPA-Criminal Investigation Division, U.S. Secret Service, IRS-Criminal Investigation, with assistance from the Houston Area Fraud Task Force, Houston Ship Channel Initiative and Texas Commission on Environmental Quality. The case was prosecuted by the Environmental Crimes Section of the Justice Department's Environment and Natural Resources Division.

## Appendix 23: Criminal Convictions FY 2016

11. Case Name	Media Type	Number of Defendants	Felony Counts	Misdemeanor Counts	Date of Case Resolution
La Ranchera, Inc. / Cesar Zavaleta	WQ	1 Individual 1 Corporation	1	2	3/23/16
<p><b>Case Specifics:</b></p> <p>On March 25, 2016, Cesar Eduardo Zavaleta was convicted of two counts Unauthorized Discharge in Violation of Texas Water Code § 7.147. Mr. Zavaleta was sentenced to 2 days in county jail and ordered to pay a \$15,000 fine.</p> <p>On June 1, 2016, La Ranchera was convicted of one count of violating Texas Water Code § 7.145. La Ranchera was ordered to pay a \$25,000 fine and \$10,000 in restitution to the City of Houston.</p> <p>An investigation determined that Mr. Zavaleta and his company discharged industrial waste into the storm drain without proper authorization.</p> <p>The case was prosecuted by Harris County District Attorney's Office.</p>					

12. Case Name	Media Type	Number of Defendants	Felony Counts	Misdemeanor Counts	Date of Case Resolution
Patel / Ramdev Grocery Store LLC	PST / PI	1 Corporation 1 Individual	2		3/25/16
<p><b>Case Specifics:</b></p> <p>On March 25, 2016, Digant Ishwarlal Patel and his company Ramdev Grocery Store LLC pled guilty to one felony count of Tampering With or Fabricating Physical Evidence in violation of Tex. Penal Code § 37.09. Mr. Patel was ordered to serve 5 years' probation and pay a \$10,000 fine. Ramdev Grocery Store LLC was ordered to pay a \$50,000 fine.</p> <p>Case was referred from an enforcement attorney who suspected falsified documents were being submitted to her during the course of an enforcement action. An investigation conducted by the TCEQ /ECU, determined that Mr. Patel submitted falsified SIR's to show he was compliant with TCEQ rules, when in fact he was not.</p> <p>This case was prosecuted by the Travis County District Attorney's Office.</p>					

## Appendix 23: Criminal Convictions FY 2016

13. Case Name	Media Type	Number of Defendants	Felony Counts	Misdemeanor Counts	Date of Case Resolution
Glen Lee Williams Revocation	SW	1 Individual	1		4/1/16
<p><b>Case Specifics:</b></p> <p>On April 1, 2016, Glen Lee Williams was found in violation of his probation conditions and ordered to serve 6 months in a State Jail Facility. On June 26, 2015, Mr. Williams was found guilty of one felony count of Illegal Dumping in violation of Tex. Health &amp; Safety Code § 365.012 and ordered to serve five years of probation.</p> <p>An investigation conducted by the TCEQ Environmental Crimes Unit determined Mr. Williams illegally disposed scrap tires at an unauthorized location in Bell County.</p> <p>The case was prosecuted by the Bell County District Attorney's Office.</p>					

14. Case Name	Media Type	Number of Defendants	Felony Counts	Misdemeanor Counts	Date of Case Resolution
Ronnie State Inspection	Air	2 Individual	2		4/21/16
<p><b>Case Specifics:</b></p> <p>On April 21, 2016, Firas Zurkiyeh was convicted of one felony count of Tampering with a Governmental Record in violation of Texas Penal Code § 37.10.</p> <p>Mr. Zurkiyeh was ordered to serve 4 years deferred adjudication and pay a \$1,500 fine. (This sentence runs concurrently with Mr. Zurkiyeh sentence for his conviction in the Zaki Automotive case.)</p> <p>On April 21, 2016, James Moulton Ori was convicted of one count of Tampering with a Governmental Record in violation of Texas Penal Code § 37.10.</p> <p>Mr. Ori was ordered to serve 4 years deferred adjudication and pay a \$100 fine.</p> <p>An investigation determined that Texas Vehicle Inspection Reports were falsified.</p> <p>The case was prosecuted by Harris County District Attorney's Office.</p>					

## Appendix 23: Criminal Convictions FY 2016

15. Case Name	Media Type	Number of Defendants	Felony Counts	Misdemeanor Counts	Date of Case Resolution
TNS	Air	1 Individual	1		5/26/16

**Case Specifics:**

On May 26, 2016, Rodney K Beshears was found guilty of one felony count of violating the work practice standards of the Clean Air Act. Mr. Beshears was sentenced to 12 months and one day in federal prison.

An investigation conducted by the Texas Environmental Task Force determined Mr. Beshears removed, and caused others to remove, several thousand feet of pipeline which contained regulated asbestos containing material, between Diana and Ore City, Texas.

This case was investigated by the EPA's Criminal Investigation Division, the TCEQ's Criminal Investigation Division, and the Texas Department of Parks and Wildlife and prosecuted by U.S. Attorney's Office, Eastern District of Texas.

16. Case Name	Media Type	Number of Defendants	Felony Counts	Misdemeanor Counts	Date of Case Resolution
Sean M. Valentine	DW	1 Individual	1		6/9/2016

**Case Specifics:**

On June 9, 2016, Sean M. Valentine pled guilty and was sentenced to the offense of theft in violation of TPC § 31.03. Valentine was sentenced to five years' probation. Valentine was ordered to pay \$5800 in restitution to his victims.

An investigation conducted by the TCEQ Environmental Crimes Unit determined that Mr. Valentine falsely held himself out as a licensed backflow prevention tester to former customers and charged for his services.

Case was prosecuted by the Johnson County District Attorney's Office.

17. Case Name	Media Type	Number of Defendants	Felony Counts	Misdemeanor Counts	Date of Case Resolution
Southco Enterprises, Inc.	IHW	1 Corporation	1		6/8/2016

**Case Specifics:**

On June, 8, 2016, James Alexander, the CEO of Southco Enterprises, Inc. of Sherman, entered a guilty plea on behalf of the corporation to a charge of treating, storing or disposing of hazardous waste without a permit in violation of 42 U.S.C. 6928.

Southco Enterprises, Inc. was ordered to pay \$250,000 in monetary penalties consisting of: 1) a \$150,000 criminal fine payable to the U.S. District Clerk; 2) \$50,000 payable to the Southern Environmental Enforcement Network Training Fund in Birmingham, Alabama; and 3) \$50,000 payable to Hutchins Fire and Rescue. The payments to Hutchins Fire and Rescue are to be specifically used to acquire, purchase, lease, contract for, maintain, calibrate, test, transport, stage or store specialized equipment and gear used exclusively for actions related

## Appendix 23: Criminal Convictions FY 2016

to spills, leaks, emissions or release of toxic or hazardous materials constituting, or possibly leading to, environmental pollution in North Texas.

An investigation conducted by the Texas Environmental Task Force determined that Southco Enterprises, Inc. operated several waste transportation vehicles in the Dallas area that were stored at facilities including Al-Kel Chemical, located on Goode Road in Hutchins, Texas. In approximately December 2007, Al-Kel Alliance, Inc., (Al-Kel) received a notice of violation from the Texas Commission on Environmental Quality for storing numerous 55-gallon drums and 350-gallon totes that contained unknown chemicals. The notice of violation also noted two stationery "box trailers" with totes and fiber pack drums. TCEQ instructed Al-Kel to evaluate all the containers, including the contents of the two trailers, conduct an adequate waste determination, and ship the waste to the appropriate facility. From approximately October 1, 2010 through August 1, 2011, accumulated hazardous wastes were again stored on several "box trailers" owned by Southco and located at the Al-Kel facility. Southco knew the accumulated hazardous waste in the "box trailers" must be disposed of at an appropriate facility.

The case is being investigated by the U.S. Environmental Protection Agency and the Texas Commission on Environmental Quality and prosecuted by U.S. Attorney's Office, Northern District of Texas.

18. Case Name	Media Type	Number of Defendants	Felony Counts	Misdemeanor Counts	Date of Case Resolution
Saul Flores	MSW	1 Individual	3		7/8/2016

**Case Specifics:**

On July 8, 2016, Saul Flores pled guilty and was sentenced to three felony counts of Illegal Dumping in violation of Tex. Health & Safety Code § 365.012 and ordered to serve two years of probation.

An investigation conducted by the TCEQ Environmental Crimes Unit determined Mr. Flores illegally disposed scrap tires at an unauthorized location in El Paso County.

The case was prosecuted by the El Paso County District Attorney's Office.

19. Case Name	Media Type	Number of Defendants	Felony Counts	Misdemeanor Counts	Date of Case Resolution
Sticker N More	Air	1 Individual	1		8/04/16

**Case Specifics:**

On August 4, 2016, Rolando Porio was convicted of one felony count of Tampering with a Governmental Record in violation of Texas Penal Code § 37.10.

Mr. Porio was ordered to serve 90 days in the county Jail.

An investigation determined that Texas Vehicle Inspection Reports were falsified.

The case was prosecuted by Harris County District Attorney's Office.



## Appendix 24: Criminal Convictions FY 2015

1. Case Name	Media Type	Number of Defendants	Felony Counts	Misdemeanor Counts	Date of Case Resolution
Creedex	MSW	1 Corporation		3	9/24/14

**Case Specifics:**

On 9/25/14, Creedex, LLC pleaded guilty to 3 misdemeanor counts of Illegal Dumping, Tex. Health & Safety Code § 365.012. Creedex paid a \$6,000 fine and remediated the site at a reported cost of \$89,289.66.

An investigation conducted by the TPWD Environmental Crimes Unit and the TCEQ Environmental Crimes Unit determined that Creedex illegally disposed waste in Cherokee County.

The Case was prosecuted by the Travis County Attorney's Office.

2. Case Name	Media Type	Number of Defendants	Felony Counts	Misdemeanor Counts	Date of Case Resolution
Best Rate Septic	WQ	1 Individual	8		9/29/14

**Case Specifics:**

On September 29, 2014, Kathleen Wagner Gilbert pleaded guilty to 8 state jail felony counts of Criminal Mischief, Tex. Penal Code § 28.03. Ms. Gilbert was sentenced to two years' deferred adjudication, and ordered to pay a \$2,000 fine. Ms. Gilbert was also ordered to pay restitution to the City of Lufkin for the cost of installing a manhole in the city sewer collection line at the Best Rate Septic business location.

An investigation conducted by the TCEQ Environmental Crimes Unit and the TPWD Environmental Crimes Unit determined that Kathleen Wagner Gilbert discharged septic tank waste into the City of Lufkin sewer collection system without the proper authorization, which caused significant accumulation of grease in the collection system lines.

The case was prosecuted by the Angelina County District Attorney's Office.

3. Case Name	Media Type	Number of Defendants	Felony Counts	Misdemeanor Counts	Date of Case Resolution
Mike Tate's 99 Jeffrey Elliot	AIR	1 Individual	3		10/27/14

**Case Specifics:**

On October 27, 2014, Jeffrey Elliot pleaded guilty to 3 second degree felony counts of Tampering with a Governmental Record, Tex. Penal Code § 37.10. Mr. Elliot was sentenced to three years of deferred adjudication and 150 hours of community service. Mr. Elliot was also ordered not to perform state vehicle inspections during the term of probation.

An investigation conducted by the TCEQ Environmental Crimes Unit determined that Mr. Elliot falsified vehicle emission tests.

The case was prosecuted by the Fort Bend County District Attorney's Office.

## Appendix 24: Criminal Convictions FY 2015

4. Case Name	Media Type	Number of Defendants	Felony Counts	Misdemeanor Counts	Date of Case Resolution
Jerry Miller Will Gaines, LLC	MSW	1 Individual		1	10/16/14

**Case Specifics:**

On October 16, 2014, Jerry Miller pleaded guilty to one Class B Misdemeanor count of Illegal Dumping, Tex. Health & Safety Code § 365.012. Mr. Miller was sentenced to two years of deferred adjudication, and ordered to pay a \$2,000 fine.

An investigation conducted by the TCEQ Environmental Crimes Unit and the TPWD Environmental Crimes Unit determined that Mr. Miller disposed solid waste at an unpermitted location in Kennedy County.

The case was prosecuted by the Kennedy County District Attorney's Office.

5. Case Name	Media Type	Number of Defendants	Felony Counts	Misdemeanor Counts	Date of Case Resolution
Enrique Fierro	IHW	1 Individual	1		11/14/14

**Case Specifics:**

On November 14, 2014, Enrique Cuellar Fierro pleaded to one felony count of Violations Related to Hazardous Waste, Tex. Water Code § 7.162(a)(2). Mr. Fierro was sentenced to three years of deferred adjudication, and pay \$6,000 restitution to Yoakum County and \$11,180.19 restitution to the TCEQ for the cost of lab analysis.

An investigation conducted by the TCEQ Environmental Crimes Unit and the TPWD Environmental Crimes Unit determined that Mr. Fierro illegally burned copper wire, which generated a hazardous waste, and that Mr. Fierro disposed the hazardous waste at an unpermitted location.

The case was prosecuted by the Travis County District Attorney's Office.

## Appendix 24: Criminal Convictions FY 2015

6. Case Name	Media Type	Number of Defendants	Felony Counts	Misdemeanor Counts	Date of Case Resolution
KGN Environmental and Metals	MSW	1 Corporation		1	3/10/15
<p><b>Case Specifics:</b></p> <p>On March 10, 2015, KGN Business Enterprises, Inc., pleaded guilty to one misdemeanor count of illegal dumping Tex. Health &amp; Safety Code § 365.012. The court ordered the defendant to pay a \$2000 fine and \$60,000 in remediation costs.</p> <p>An investigation conducted by the TCEQ Environmental Crimes Unit and TPWD Environmental Crimes Unit determined that KGN illegally disposed waste generated by the dismantlement of a barge.</p> <p>The case was prosecuted by the Travis County Attorney's Office.</p>					

7. Case Name	Media Type	Number of Defendants	Felony Counts	Misdemeanor Counts	Date of Case Resolution
Robert Jackson Marshall	AIR	1 Individual		1	5/13/15
<p><b>Case Specifics:</b></p> <p>On May 13, 2015, Robert Jackson Marshall was sentenced on one misdemeanor count of violating motor fuel tax requirements under Chapter 162 of the Texas Tax Code. Mr. Marshall was ordered to serve one year of deferred adjudication, and ordered to pay a \$2,000 fine and \$13,968.28 restitution.</p> <p>An investigation by the Texas Comptroller of Public Accounts, Criminal Investigations Division and TCEQ Environmental Crimes Unit determined that Mr. Jackson illegally possessed dyed diesel fuel with the intent to use the fuel on a public roadway.</p> <p>The case was prosecuted by the Montgomery County Attorney's Office.</p>					

## Appendix 24: Criminal Convictions FY 2015

8. Case Name	Media Type	Number of Defendants	Felony Counts	Misdemeanor Counts	Date of Case Resolution
Glen Lee Williams	MSW	1 Individual	1		6/26/15
<p><b>Case Specifics:</b></p> <p>On June 26, 2015, Glen Lee Williams was sentenced on one felony count of illegal dumping in violation of Tex. Health &amp; Safety Code § 365.012. Mr. Williams was ordered to serve five years of probation. In lieu of restitution, Mr. Williams was ordered to perform 600 hours of community service.</p> <p>An investigation conducted by the TCEQ Environmental Crimes Unit determined that Mr. Williams illegally disposed scrap tires at an unauthorized location in Bell County.</p> <p>The case was prosecuted by the Bell County District Attorney's Office.</p>					

9. Case Name	Media Type	Number of Defendants	Felony Counts	Misdemeanor Counts	Date of Case Resolution
Emily Fuenes-Pena	Air	1 Individual	1		7/10/15
<p><b>Case Specifics:</b></p> <p>On July 10, 2015, Emily Fuenes-Pena was sentenced on one felony count of Tampering with a Governmental Record. Ms. Fuenes-Pena was ordered to serve two years of deferred adjudication, pay a \$2,000 fine, and to not conduct vehicle inspections for two years.</p> <p>An investigation conducted by the TCEQ Environmental Crimes Unit and the Houston Police Department determined that Ms. Fuenes-Pena falsified vehicle emission tests.</p> <p>The case was prosecuted by the Harris County District Attorney's Office.</p>					

## Appendix 24: Criminal Convictions FY 2015

10.	Case Name	Media Type	Number of Defendants	Felony Counts	Misdemeanor Counts	Date of Case Resolution
	New Energy Fuels	Air	4 Individuals	5		8/27/15

**Case Specifics:**

On August 27, 2015 Dean Daniels, pleaded guilty to one count of Conspiracy to Commit Offenses and Defraud the United States, 18 U.S.C. § 371, and one count to Failure to Placard, 49 U.S.C. § 5124; William Bradley pleaded guilty to one count of Conspiracy to Commit offenses and Defraud the United States, 18 U.S.C. § 371; Richard Smith pleaded guilty to one count of Conspiracy to Commit Offenses and Defraud the United States, 18 U.S.C. § 371; and Brenda Daniels pleaded guilty to one count of Conspiracy to Commit Offenses and Defraud the United States, 18 U.S.C. § 371.

Dean Daniels was sentenced to 63 months imprisonment, followed by three years of supervised release and 100 hours of community service

William Bradley was sentenced to 51 months incarceration followed by three years of supervised release and 100 hours of community service.

Richard Smith was sentenced to 41 months incarceration, followed by three years of supervised release and 100 hours of community service.

Brenda Daniels was sentenced to 366 days imprisonment, followed by three years of supervised release and 100 hours of community service.

The four co-defendants are jointly and severally liable for \$23,347,560.92 in restitution.

An investigation by the EPA Criminal Investigation Division, the Internal Revenue Service, the US Department of Transportation, TCEQ Environmental Crimes Unit, Houston Police Department, among other federal, state, and local agencies, determined that the defendants generated fraudulent biodiesel diesel credits (RINs), at a business located in Waller, Texas and a second location in Logan, Ohio. The investigation determined that the defendants sold over \$15 million in fraudulent RINS credits, and also claimed over \$7 million in related fraudulent tax credits from the IRS. In addition, hazardous waste from the Waller operation was dumped in and around the City of Houston.

The case was prosecuted by the US Department of Justice Environmental and Natural Resources Division in the Southern District of Ohio.