

Texas Commission on Environmental Quality Drinking Water Advisory Work Group (DWA WG) Meeting

January 15, 2018

Program Updates

- Welcome

Gary Chauvin – Manager - Drinking Water Standards Section

Gary.C Chauvin@tceq.texas.gov (512) 239-1687

Steven Swierenga – Special Assistant – Drinking Water Standards

Steven.swiernga@tceq.texas.gov (512) 239-6611

Michele Risko – Manager - Drinking Water Special Functions Section

Michele.Risko@tceq.texas.gov (512) 239-1689

Sean Ables – Special Assistant – Drinking Water Special Functions Section

Sean.Ables@tceq.texas.gov (512) 239-1758

Permitting & Registration Support Division

Occupational Licensing Section

Deric Patton – Team Leader

Occupational Licensing (OL) – deric.patton@tceq.texas.gov (512) 239-6396

June 1, 2018 – August 31, 2018

FY2018 BPAT, CSI, & Water Operator Program Results

	New Applications Received	Renewal Applications Received	Total Applications Received	Tests Administered	Tests Passed	Percent Passed	New Licenses Issued	Renewal Licenses Issued	Total Current Licenses
Backflow Prevention Assembly Tester	581	1,501	2,082	888	418	47.1	381	1,488	5,835
Grand Totals:	581	1,501	2,082	888	418	47.1	381	1,488	5,835

	New Applications Received	Renewal Applications Received	Total Applications Received	Tests Administered	Tests Passed	Percent Passed	New Licenses Issued	Renewal Licenses Issued	Total Current Licenses
Customer Service Inspector	322	436	758	501	218	43.5	192	435	2,043
Grand Totals:	322	436	758	501	218	43.5	192	435	2,043

	New Applications Received	Renewal Applications Received	Total Applications Received	Tests Administered	Tests Passed	Percent Passed	New Licenses Issued	Renewal Licenses Issued	Total Current Licenses
Ground Water Treatment Operator - B	85	219	304	147	45	30.6	45	219	751
Ground Water Treatment Operator - C	512	885	1,397	875	279	31.9	257	879	3,324
Surface Water Treatment Operator - B	165	285	450	376	82	21.8	82	287	962
Surface Water Treatment Operator - C	276	460	736	468	261	55.8	252	457	1,927
Water Distribution Operator - B	144	173	317	343	62	18.1	65	171	588
Water Distribution Operator - C	508	950	1,458	890	347	39	327	941	3,491
Water Operator - A	138	340	478	154	79	51.3	85	343	1,136
Water Operator - D	1,624	784	2,408	2,474	1,086	43.9	1,067	722	4,319
Grand Totals:	3,452	4,096	7,548	5,727	2,241	39.1	2,180	4,029	16,498

FY2019 BPAT, CSI, & Water Operator Program Results

	New Applications Received	Renewal Applications Received	Total Applications Received	Tests Administered	Tests Passed	Percent Passed	New Licenses Issued	Renewal Licenses Issued	Total Current Licenses
Backflow Prevention Assembly Tester	162	315	477	157	73	46.5	68	300	5,810
Grand Totals:	162	315	477	157	73	46.5	68	300	5,810

	New Applications Received	Renewal Applications Received	Total Applications Received	Tests Administered	Tests Passed	Percent Passed	New Licenses Issued	Renewal Licenses Issued	Total Current Licenses
Customer Service Inspector	81	91	172	100	40	40	35	81	2,048
Grand Totals:	81	91	172	100	40	40	35	81	2,048

	New Applications Received	Renewal Applications Received	Total Applications Received	Tests Administered	Tests Passed	Percent Passed	New Licenses Issued	Renewal Licenses Issued	Total Current Licenses
Ground Water Treatment Operator - B	22	44	66	33	13	39.4	13	40	753
Ground Water Treatment Operator - C	94	205	299	195	69	35.4	68	195	3,327
Surface Water Treatment Operator - B	42	52	94	81	20	24.7	21	51	962
Surface Water Treatment Operator - C	57	98	155	85	40	47.1	40	95	1,909
Water Distribution Operator - B	33	23	56	65	16	24.6	14	27	595
Water Distribution Operator - C	131	192	323	230	102	44.3	97	167	3,514
Water Operator - A	35	61	96	30	19	63.3	19	34	1,152
Water Operator - D	404	154	558	609	281	46.1	269	153	4,341
Grand Totals:	818	829	1,647	1,328	560	42.2	526	792	16,553

Office of Compliance and Enforcement

Program Support Section

Kristi Mills-Jurach – Section Manager

OCE Program Support Section – Kristi.Mills-Jurach@tceq.texas.gov
(512) 239-1261

Tom Heitman - PWS/Water Liaison

OCE Program Support Section – Tom.Heitman@tceq.texas.gov
512-239-3257

- **Public Water System (PWS) Regional Activity**

Information below represents the number of PWS activities conducted by the OCE regional staff in FY17 (9/01/18 – 08/31/2019):

- 291 Complaint Investigations
- 76 Focused Investigations
- 57 Compliance Record Review Investigations
- 10 Follow-up Investigations
- 91 Recon Investigations
- 496 Comprehensive Compliance Investigations (CCIs)

Environmental Assistance Division (EAD)

Small Business and Local Government Assistance

Charlie Adams –

Small Business and Local Government Assistance (SBLGA) Section

AnneMarie.Callery@tceq.texas.gov (409) 899-8788

No updates.

Water Supply Division

Plan & Technical Review Section (PTR)

Plan and Technical Review Section

Joel Klumpp - Manager

Joel.klumpp@tceq.texas.gov

(512) 239-4453

Plan Review Team

Vera Poe - Team Leader

Vera.poe@tceq.texas.gov

(512) 239-6988

Response and Capacity Development Team

Kenneth Dykes – Team Leader

Kenneth.dykes@tceq.texas.gov

(512) 239-4753

Technical Review and Oversight Team

Stephanie Escobar – Team Leader

Stephanie.escobar@tceq.texas.gov

(512) 239-2439

Plan Review Team (PRT)

Number of plans and specifications submittals processed by the Plan Review Team during September – November: 593

Minor updates were made to the following checklists:

- Disinfection Checklist
- Surface Water Plant Checklist - Step 1
- Surface Water Plant Checklist - Step 2
- Surface Water Source and Intake Checklist
- Chloramine Checklist
- Membrane Construction Checklist - Step 1
- Membrane Use Checklist - Step 2
- Pressure Tank Construction Checklist
- Checklist for a Proposed Public Water Supply Well/Spring
- Public Well Completion Data Checklist for Interim Approval

Technical Review and Oversight Team (TROT)

Number of exception and Alternative Capacity Requirement requests processed by the Technical Review and Oversight Team during September – November: 205

TROT has recently added the following Challenge Test Approval Document:

Challenge Test Approval for the Removal of Microbial Contaminants: Graver Technologies QCR™ II Series Filter Cartridges with Graver Technologies GLP™ Series Multi-Cartridge Filter Housings (January 3, 2019)

This and all TROT's Challenge Study Documents are posted on the TCEQ website. You can find them here:

<https://www.tceq.texas.gov/drinkingwater/trot/membrane-challenge-studies>

Response and Capacity Development Team (RCDT)

Number of free on-site Financial, Managerial, and Technical (FMT) Assistance assignments made for public water systems by the Response and Capacity Development Team Oct – Dec 2018: 310. This number excludes assignments made for wastewater systems and contractor training events.

Capacity Development:

- The Texas Water Infrastructure Coordination Committee (TWICC) holds meetings every other month. Members from state and federal funding, regulatory and assistance agencies take turn hosting the meetings. The last meeting was hosted by TRWA in November and the next one will be hosted by North American Development Bank (NADBank) at their offices in San Antonio on January 16, 2019. During the last year, people looking for funding and other assistance came or called into TWICC meetings to discuss projects including a potential regional wastewater project to replace a noncompliant system, a disadvantaged community looking for first time service, and a county commissioner looking for funding for an at-risk system in her precinct. For questions about TWICC, please contact Dorothy Young at (512) 239-6064 or Alex Latham at (512) 239-6908. TWICC member information, information about funding and other resource links are available at www.twicc.org.

Texas Optimization Program (TOP):

From September to November 2018:

- TOP Recognition Program events were conducted at 2 PWSs.
- TOP staff and TOP Support contractors participated in 8 Revised Total Coliform Rule (RTCR) Level 2 Assessments.
- TOP staff and TOP Support contractors performed one Special Performance Evaluation (SPE) at a surface water treatment plant.
- TOP staff conducted 2 CAP coordination events.
- TOP staff performed one disinfection byproduct technical assistance event.
- TOP Support contractors presented at 5 Texas Water Utility Association (TWUA) District meetings.
- TOP staff and TOP Support contractors performed customized technical assistance activities at 6 PWSs throughout the state.

Drought:

- As of December 25, 2018, approximately 1.20% of the state was in moderate drought, none of the state was in severe, extreme or exceptional drought.
- Staff continue to monitor and provide additional resources to two High-Priority systems until current projects are completed. Five systems have moved from the High Priority and Watch Lists to the Resolved List since October 2018.

Assistance for At-Risk Public Water Systems:

- Staff continue to monitor eight systems in receivership, ten systems under temporary management and nine systems designated as “Primary At-Risk.”

Cross-Connection Control:

- Program staff provided technical presentations to the Texas Water Utility Association Central Texas and Gulf Coast Chapters on the basics of backflow, TCEQ regulations, and the management of an effective cross-connection control plan.
- Program staff completed two on-site Cross-Connection Control Program Surveys of water systems between October and January.
- Program staff and TCEQ contractors performed two (2) directed assistance modules (DAM) 12: *Establishing and Managing a Cross-Connection Control Program*.
- Program staff have begun the logistical planning to conduct program surveys at public water systems in numerous TCEQ regions this fiscal year.
- The TCEQ Cross-Connection Control Subcommittee conducted its quarterly meeting on December 3, 2018. It was well attended with very good participation from the members.
- The Cross-Connection Control Program continues to receive many requests for approval of alternate forms. These requests are evaluated in detail and approval or denial letters are issued.

Drinking Water Standards Section

Gary Chauvin - Manager

Gary.C Chauvin@tceq.texas.gov

(512) 239-1687

Steven Swierenga – Special Assistant

Steven.swierenga@tceq.texas.gov

(512) 239-6611

Drinking Water Assessment Team

Team Leader – Jessica Hoch

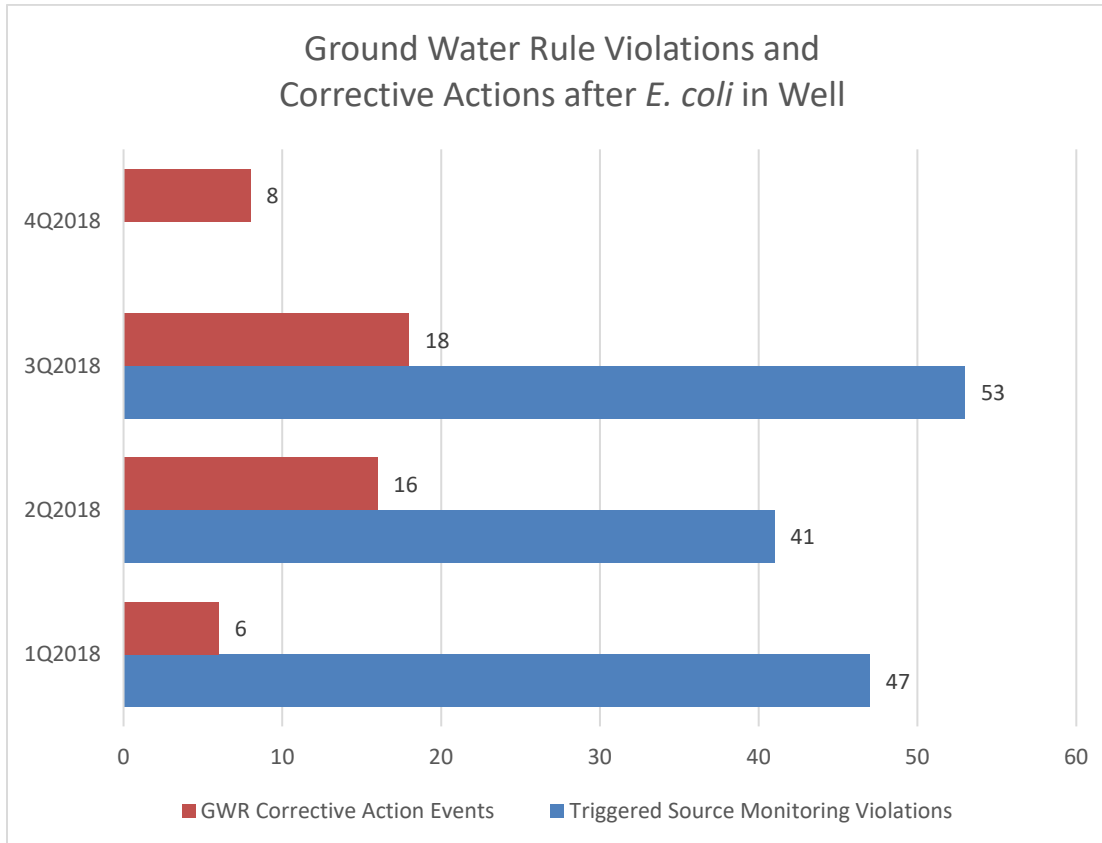
jessica.hoch@tceq.texas.gov (512) 239-2353

Groundwater Rule (GWR) Program

(Matt Court, P.G., Ken Quinney)

2018 GWR Program Data and Statistics

- Data reflected in the following tables for GWR was generated on 01/03/2019. Reporting for data included in 4Q2018 was due to the TCEQ no later than 01/10/2019; therefore, data for 4Q2018 is incomplete in the tables below.



Revised Total Coliform Rule (RTCR) Program

(Alex Hinz, Kasy Stinson, Lillian Johnson, Charlotte Pope, Jasmine Oliveira, Chelsea Brown, Christi Kirk)

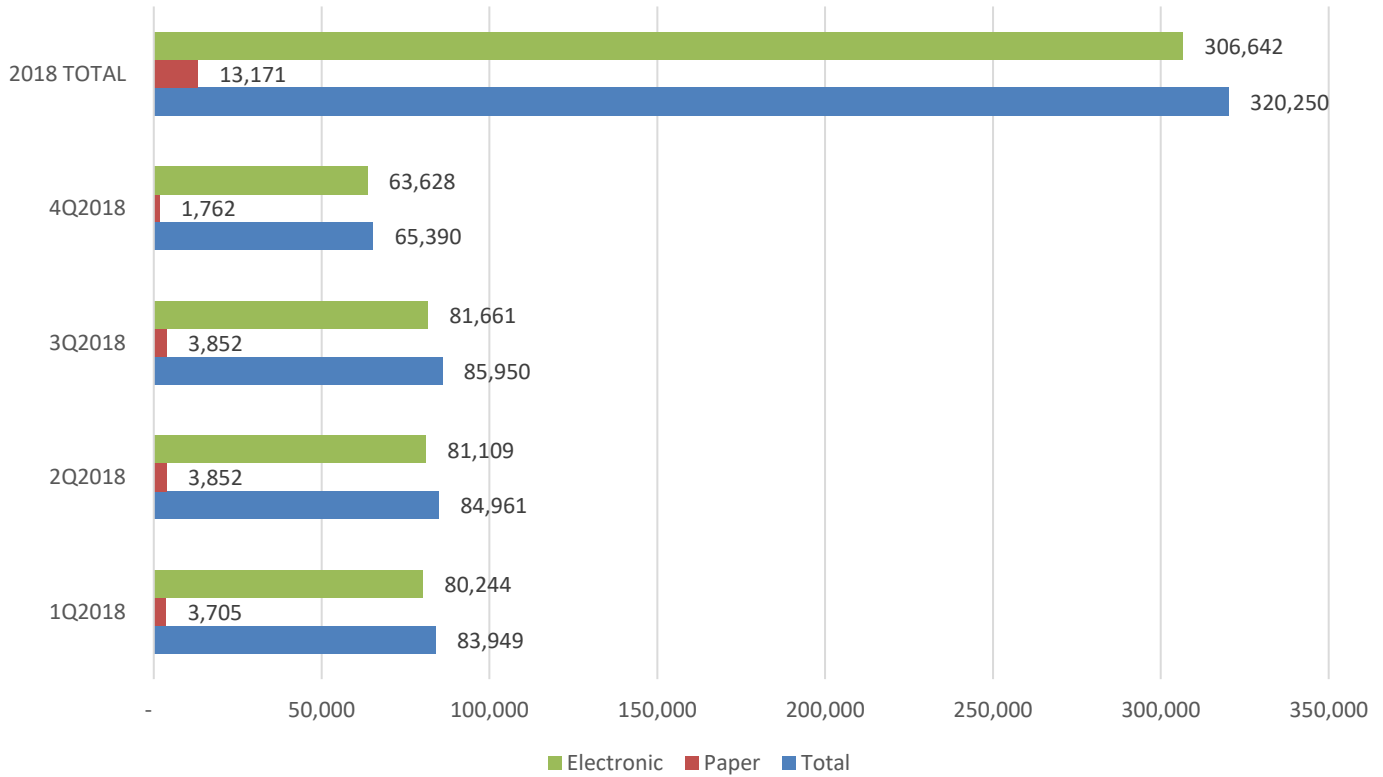
Contingency Planning for Repeat Sampling Events (over weekends and holidays)

- The TCEQ is continuing to encourage systems to plan ahead for what they will do in the event of a total coliform or *E. coli* positive sample result before a weekend or holiday.

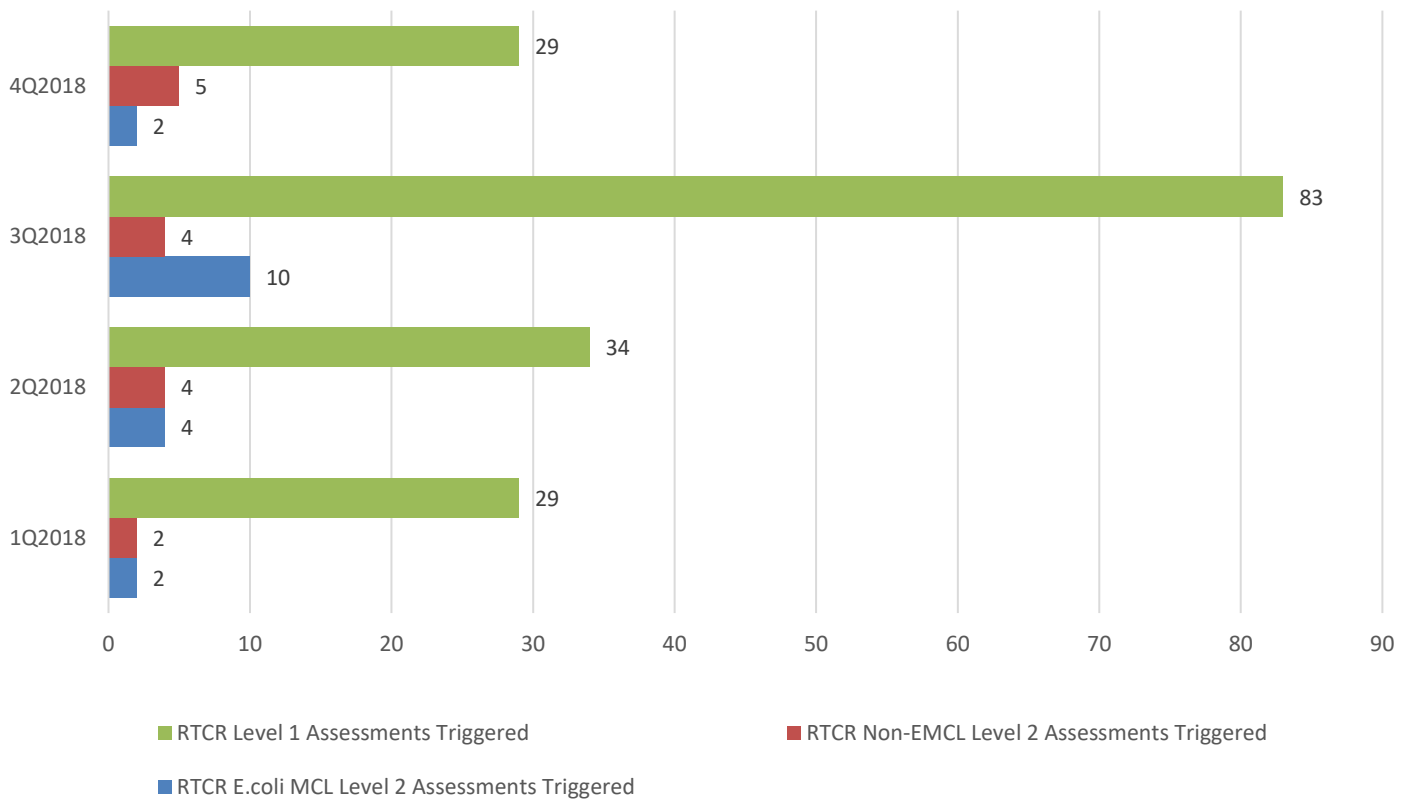
2018 RTCR Program Data and Statistics

- Data reflected in the following tables for RTCR was generated on 01/03/2019. Reporting for data included in 4Q2018 was due to the TCEQ no later than 01/10/2019; therefore, data for 4Q2018 is incomplete in the tables below.

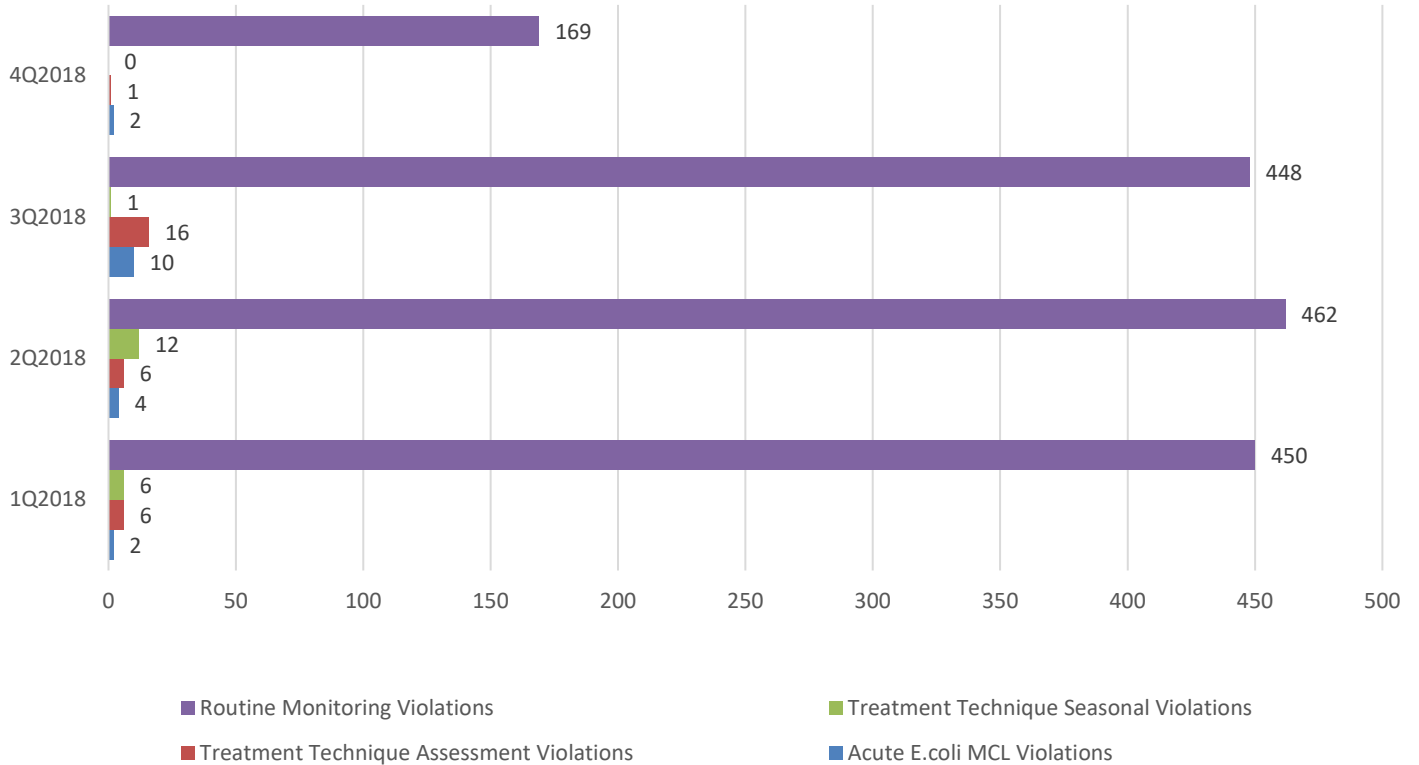
2018 Microbial Sample Reports Electronic vs. Paper Submission

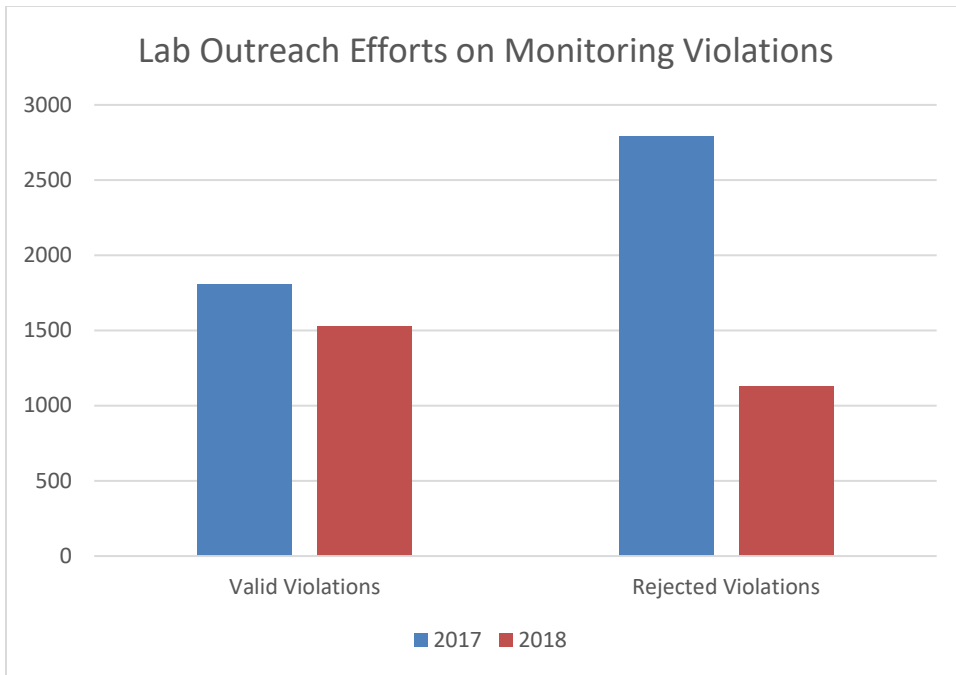


2018 RTCR Assessments Triggered Level 1 and Level 2 Assessments Triggered



2018 RTCR Violations





Lead and Copper Rule (LCR) Program

(Jason Williams, Seth Kramer, Foster Hooks, Colin Gearing, Thressa Webb)

2018 LCR Program Data and Statistics

- Data reflected below was generated on 12/21/2018. Data followed by “(Pending)” is a preliminary number on pending violations that have not been sent out as of the date the data was generated.

6M1 2018 Violations (January – June):

- Initial Tap Sampling M/R violation – 26
- Follow-up and Routine Tap Sampling M/R violation– 136
- Lead Consumer Notice Violation – 125 (Pending)
- Water Quality Parameter M/R violation – 192 (93 systems)

6M1 2018 Action Level Exceeders (January – June):

18 Systems total

- Lead = 8 systems
- Copper = 7 systems
- Both = 3 systems

14 systems exceeded in the past

- Lead = 5 systems
- Copper = 6 systems
- Both = 3 systems

Reduced 2018 Violations (Summer, June – September):

- Follow-up and Routine Tap Sampling M/R violation– 164 (Pending)

Reduced 2018 Action Level Exceeders (Summer, June – September):

39 systems total

- Lead = 33 systems
- Copper = 6 systems

11 exceeded in the past

- Lead = 7 systems
- Copper = 4 systems

Drinking Water Quality Team

Team Leader – Brittney Wortham-Teakell

Brittney.teakell@tceq.texas.gov (512) 239-4392

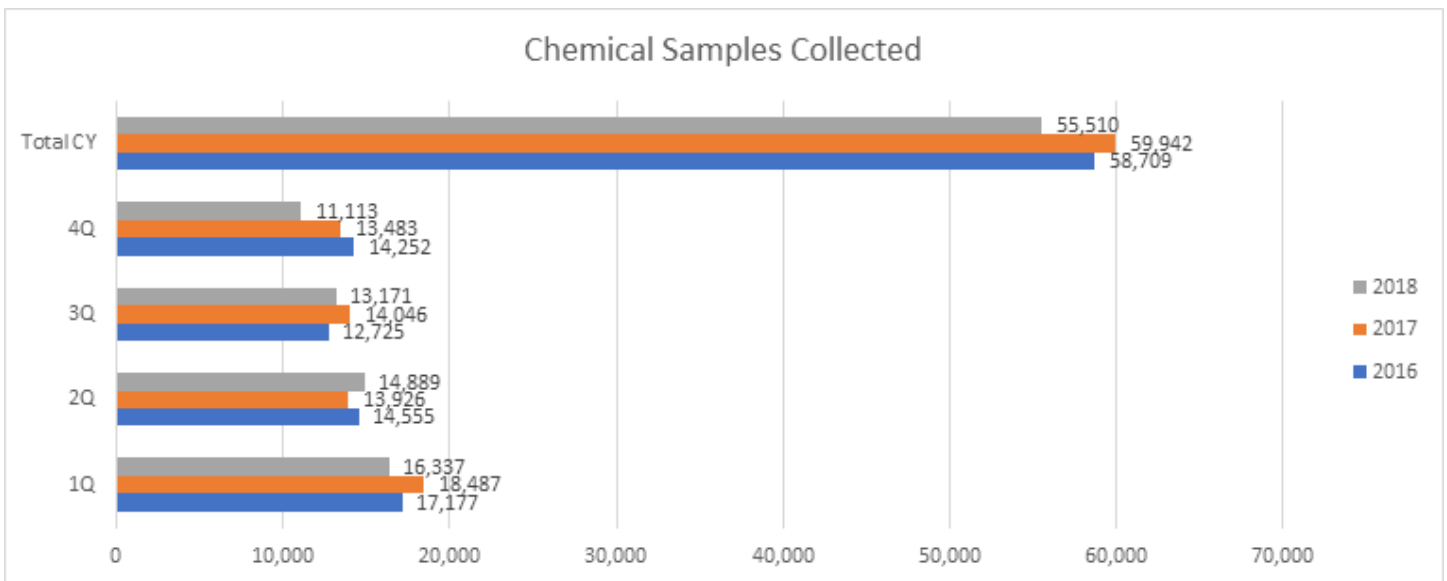
- Two regulatory guidance documents will be available soon for review and comments.
 - Public Water System Guidance for Monitoring, Analyzing, and Reporting Chlorine Dioxide and Chlorite
 - Guidance for Monitoring, Analyzing, and Reporting Bromate for Public Water Systems Using Ozone
- Beginning update of RG-211 regarding Monthly Testing and Reporting at Surface Water Treatment Plants.
- New staff: Nicolas Benson, UTA Contractor, administrative support

Program reminders:

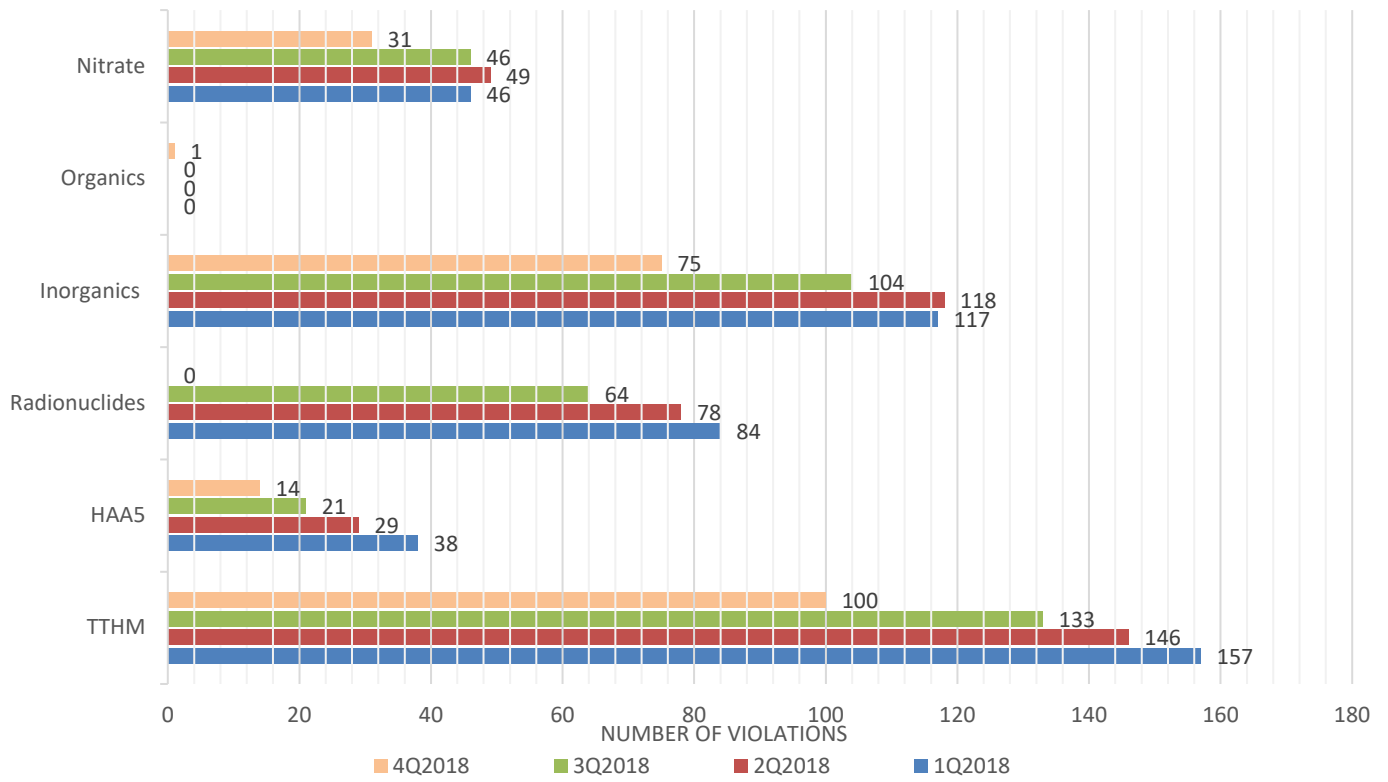
- Please make sure you are using the current version of the Surface Water Monthly Operating Report.
 - Conventional treatment plants: TCEQ-00102C
 - Alternative technology: TCEQ-00102D
- If your system triggers an Operational Evaluation Level report requirement, this is NOT a violation of the disinfectant by-product (DBP) maximum contaminant level. This is a required review of your system and treatment process intended to assist the operator in identifying treatment processes that can be optimized in an effort to prevent future elevated DBP results.
- If you are contacted to schedule the collection of chemical samples, and you have a change in your facility that would affect the location or ability to collect a scheduled sample, notifying the sampler DOES NOT suffice. Notification must be made to the TCEQ so that changes can be appropriately reflected in our records.

- For a change in the active status of any facility, please contact the TCEQ Drinking Water Inventory and Protection Team by sending an e-mail to PWSINVEN@tceq.texas.gov
- For a change in the disinfectant by-product sample location, please contact the Drinking Water Quality Team by sending an e-mail to DBP@tceq.texas.gov or PWSCHEM@tceq.texas.gov

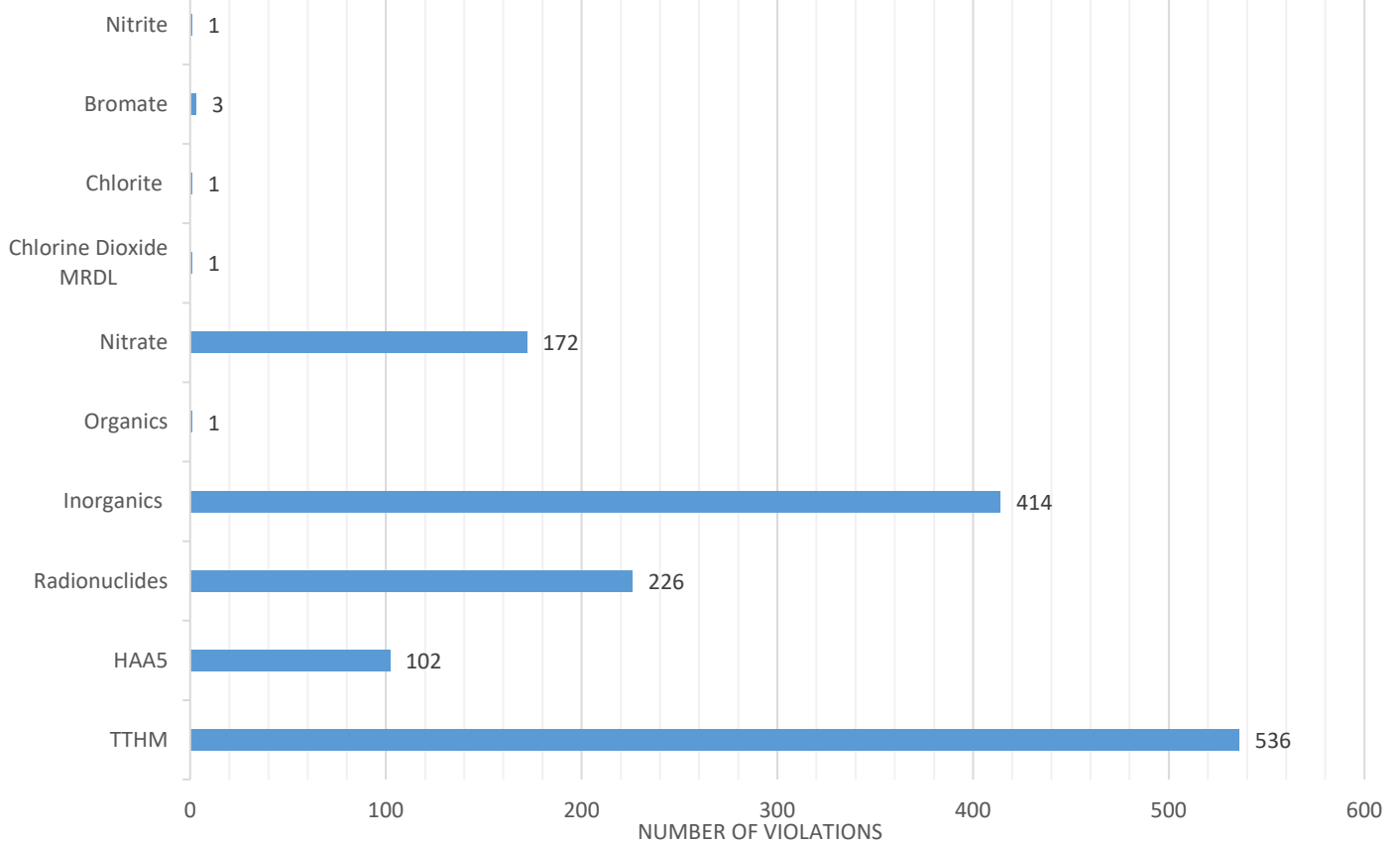
Compliance program and sampling statistics are found below:



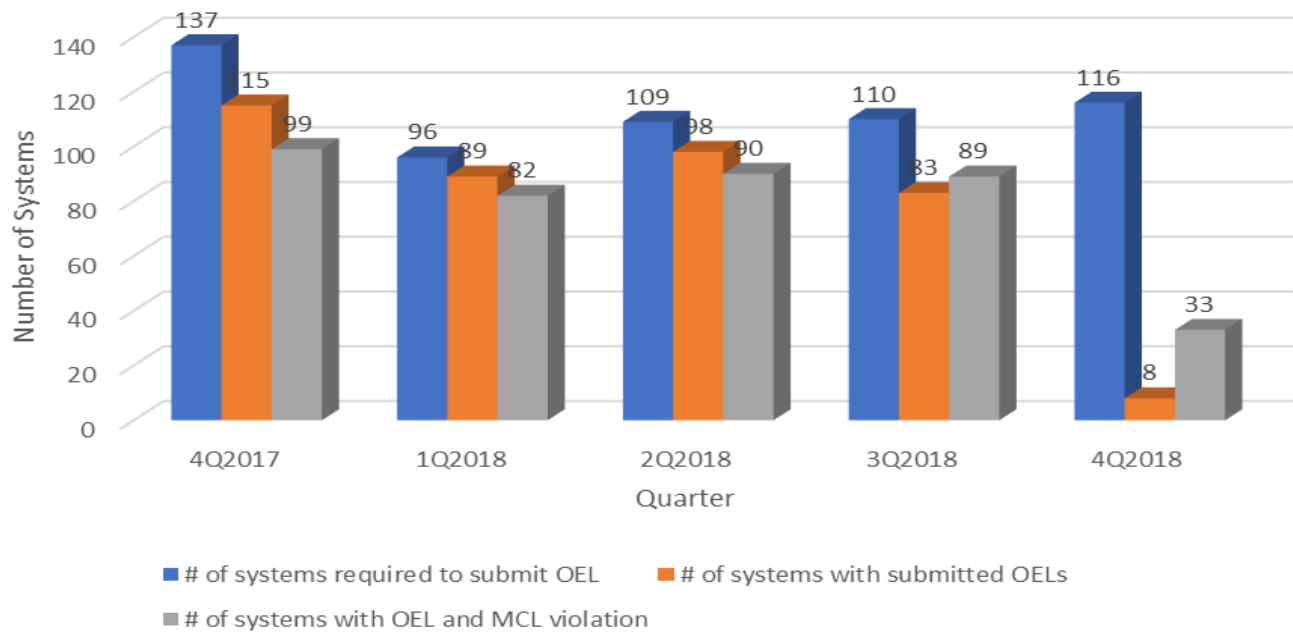
Chemical Maximum Contaminant Level (MCLs) Violations



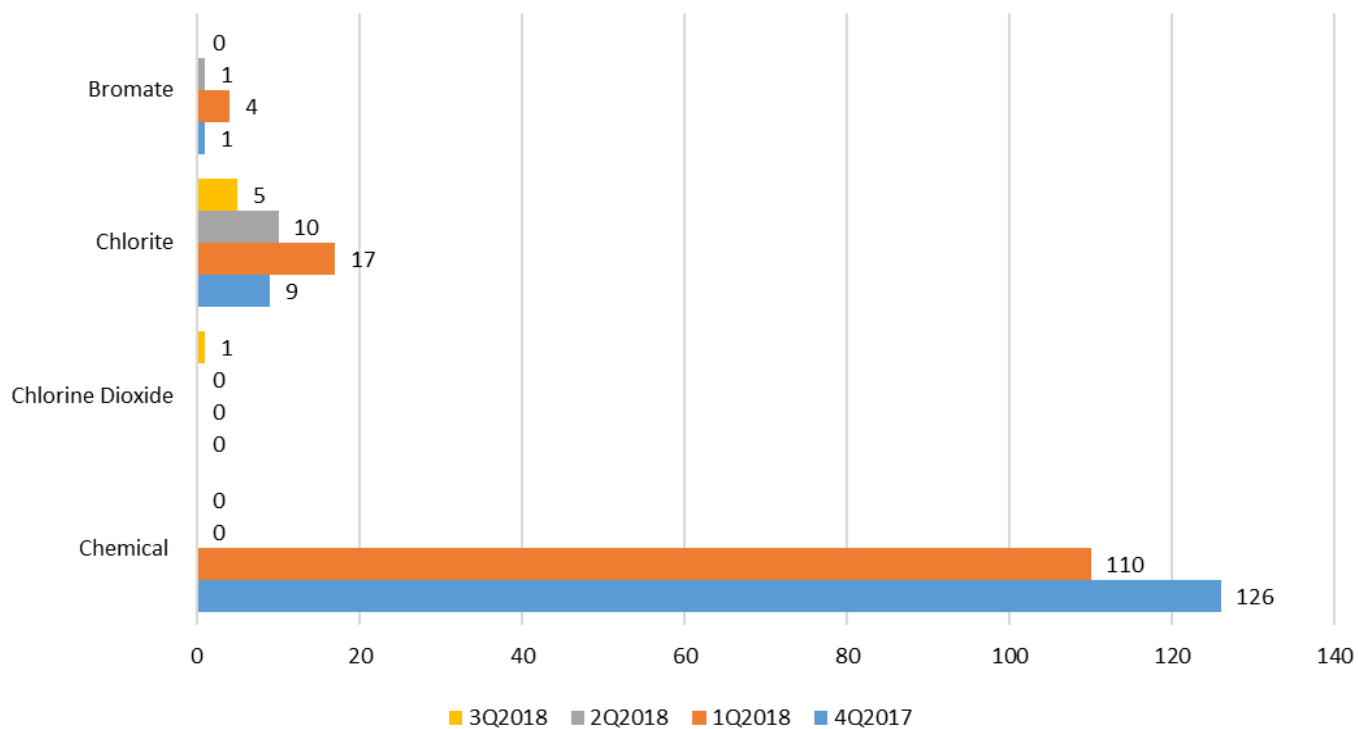
2018 Calendar Year Total Chemical Maximum Contaminant Level (MCLs) Violations



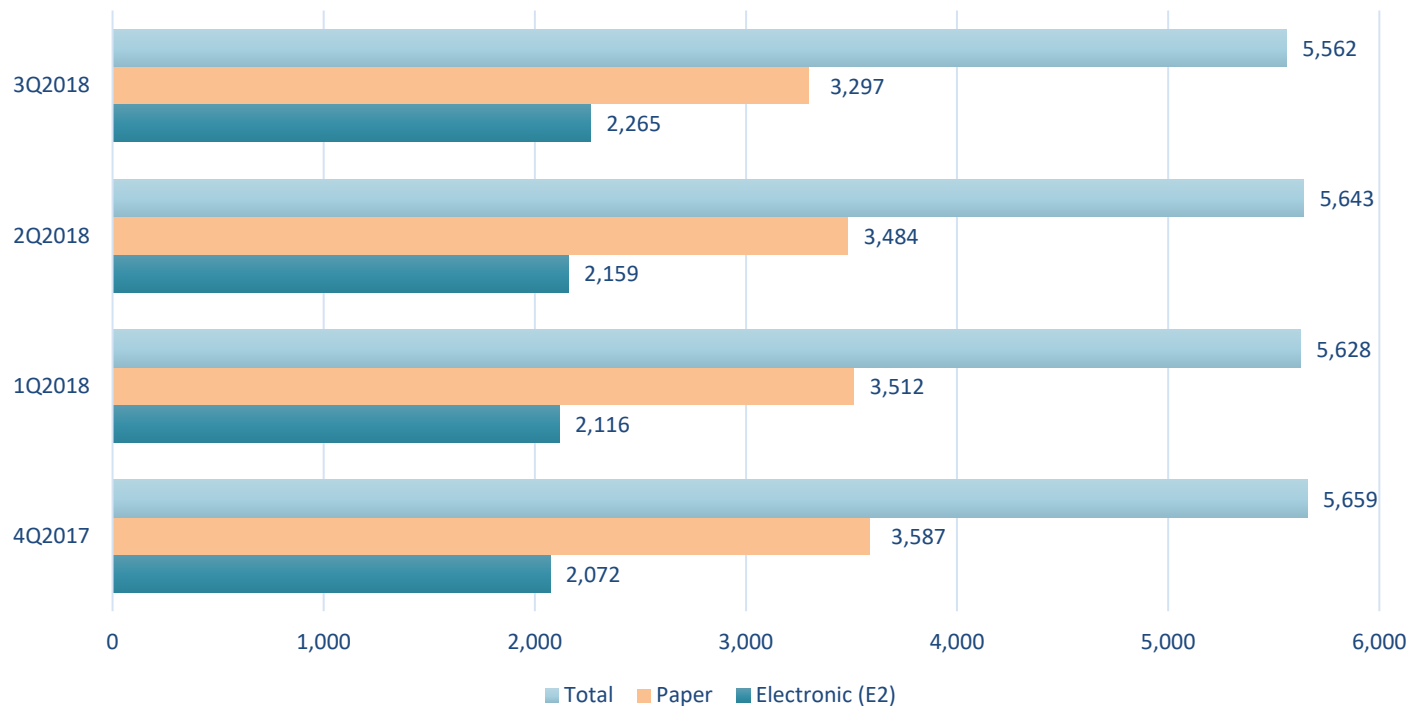
OEL Program



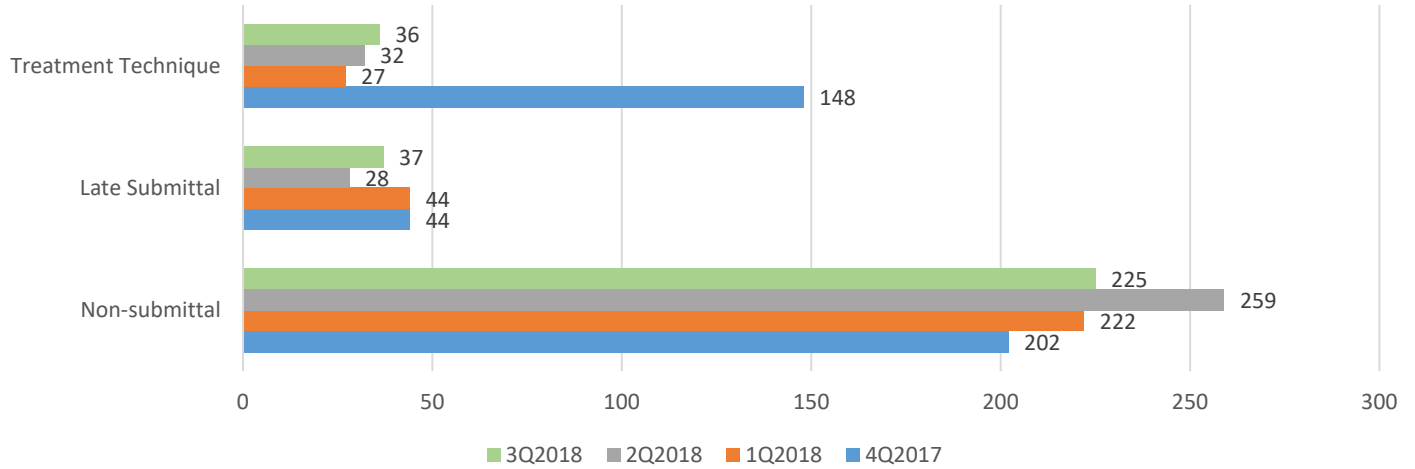
Chemical Monitoring/Reporting Violations



Disinfectant Residual Quarterly Operating Report Electronic vs. Paper Submissions



DLQOR Violations



SWTR Treatment Technique Violations

Plants monitor daily and report on the Monthly Operating Report

	Low disinfectant residual entering the distribution system for more than 4 consecutive hours	More than 5% of the disinfectant residuals were below the minimum acceptable level for two consecutive months	Failure to maintain treatment (LT2)	Failure to provide treatment (LT2)	Combined Filter Effluent Turbidity exceeded 1.0 NTU	Exceed .30 NTU in more than 5% of the combined filter effluent	Low inactivation for more than 4 consecutive hours	Conventional filters turbidity level exceeds 5.0 NTU in the combined filter effluent
November-17	0	1	3	0	0	1	0	0
December-17	0	1	3	0	0	0	2	0
January-18	1	0	3	0	1	4	2	1
February-18	1	0	3	0	0	3	1	1
March-18	0	0	3	1	0	5	2	2
April-18	0	0	9	6	2	1	1	1
May-18	0	0	9	0	1	2	0	0
June-18	0	0	9	0	1	1	0	0
July-18	0	0	6	0	0	1	0	0
August-18	0	0	9	0	0	1	0	0
September-18	0	0	9	0	1	3	0	0
October-18	0	0	9	0	6	9	0	0
Total	2	2	75	7	12	31	8	5

Surface Water Treatment Rule (SWTR) M/R Violations

Plants monitor daily and report on the Monthly Operating Report

	TOCMOR	SWMOR				Systems that Triggered Violations
		Failure to Submit	Late Submission	General M/R	Total	
January	15	11	0	2	13	12
February	6	3	3	0	6	6
March	6	5	4	4	13	9
April	6	16	1	2	19	14
May	12	14	5	0	19	17
June	12	12	6	0	18	16
July	15	12	3	0	15	15
August	3	9	2	1	12	10
September	3	4	1	❖	5	5
October	❖	❖	❖	❖	0	❖
November	❖	❖	❖	❖	0	❖
December	❖	❖	❖	❖	0	❖
Total	78	86	25	9	120	104

Drinking Water Special Functions Section

Michele Risko - Manager

Michele.Risko@tceq.texas.gov

(512) 239-1689

Sean Ables – Special Assistant

Sean.Ables@tceq.texas.gov

(512) 239-1758

Drinking Water Technical Review Team (DWTRT)

Jonathan Haynes – Team Leader

Drinking Technical Review Team – Jonathan.Haynes@tceq.texas.gov

(512) 239-4662

Public Information Requests (PIRs)

(Kent Steelman and Data Support Group)

- PDW Section Responses to Public Information Requests Completed – **27**
- PDW stated it had no responsive documents – **13**
- PDW provided individual response and/or data package – **14**

Data Support

(James Stapel, Kent Steelman, Rylan Fields, Ben Wesley, Lee Apostolo, Dan Arnost, Stephen Taylor)

- Working with EPA on vendor assignment for Compliance Monitoring Data Portal (CMDP) deployment efforts
- Continued work on NOV letter generation
- Federal Reporting of Compliance Data to EPA
 - Texas submitted **457,830** records to EPA for review
 - These data include information on public water system facilities, compliance samples, and violations and enforcement actions
 - TCEQ has a current error rate of **0.07%**

Sample Migrations

(Lee Apostolo, Dan Arnost)

- Environmental Electronic (E2) Reporting
 - Oct – Dec 2018 records submitted **160,098**
 - **81** labs are reporting through E2
- Chem Reporting
 - Sample records migrated **13,120**
- Lead and Copper Migrations
 - Sample records migrated **7,435**

Enforcement

(Sally Paramo, Emma Jones, CarMello Manning, Emily Young, Caleb Ingle)

Enforcement

- Notes for 3rd Quarter 2018
 - **64** Enforcement cases
 - **2** Data maintenance case
- Notes for 4th Quarter 2018
 - **56** Enforcement cases
 - **2** Data maintenance cases

Pre-Enforcement

- Notes for 4th Quarter 2018
 - 53 systems reviewed

- 9 points or above – 21 systems
- 8 points or below – 32 systems

Post-Enforcement

- Notes for 4th Quarter 2018
 - 98 systems reviewed
 - 32 cases have been closed
 - 66 cases are still open or have unresolved violations

Consumer Confidence Report (CCR)

(Kent Steelman, Neshanta Johnson)

- 311 CCR 71 (CCR Report) violation letters
- 43 CCR 72 (CCR Adequacy/Availability/Content) violation letters
- Mid-March mail Provider letters
- CCR Reminders letters mailed pending updates

Drinking Water Inventory and Protection Team (DWIP)

Patrick Kading – Team Leader

Patrick.kading@tceq.texas.gov (512) 239-4670

Leticia DeLeon – Technical Assistant

Leticia.DeLeon@tceq.texas.gov (512) 239-4978

Boil Water Notices

(Mike Howell and Brynton Johnson)

In Q4 2018, the DWIP team received notification of 509 issued Boil Water Notices and 470 Boil Water Notices rescinded.

Public Notice

(Mike Howell and Kristi Krieg)

Public Notices Submitted (Data Entry):

October 2018: 494
 November 2018: 418
 December 2018: 390
 Q4 2018 Total: 1,302

Public Notice Violations:

October 2018: 176
 November 2018: 380

December 2018: 119

Q4 2018 Total: 675

Public Health Service Fees

(Teri Cisneros)

FY 2018

Total invoices: 7,009

Amount invoiced: \$24,595,602

Date invoices mailed: 11/01/2018 (dated 11/30/2018)

Due date: 12/30/2018

As of 1/7/2019 **93.88% collected**

Regulatory Assessment Fees

(Teri Cisneros)

CY 2018: 2,277 postcards mailed out December 20, 2019.

As of 01/07/2019 **1% collected**

Inventory Team Information:

(Carmen Cardenas, Hannah Evans, Brynton Johnson, Nicole Frisbie, Chris Frazier, Andrew Weinrich, Zach Spivey, Nick Dominguez, Taylor Nickell, and Emilio Carrizales)

In Q4 2018, DWIP Inventory Team received 1,707 requests and processed 1,457 requests.

Ground Water Source Inventory / Ground Water Under the Influence (GUI)

(Betsy Yockey)

During Q4 2018, no new GUI designations were made.

Emergency Preparedness Plan (EPP)

(Leticia DeLeon)

12 EPP letters went out from October 2-18 to December 2018. No letters have gone out for January yet until next week.

Homeland Security

(Leticia DeLeon)

Homeland forms 1,998 went out on December 28, 2018, and 3,477 went out October 23, 2018 for a grand total of 5,475.

Source Water Assessment & Protection (SWAP) / Source Water Protection (SWP)

(Mason T. Miller)

- TCEQ DWIP Team manages the SWP contract and assists public water systems with completing and updating SWP plans.
- TCEQ SWP contract was is CDM Smith.
- During FY19 CDM Smith and subcontractors will complete source water protection plans for 27 groundwater systems and three surface water bodies.
- TCEQ DWIP Team assists Texas Rural Water Association as they work with public water systems updating SWP plans and implementing best management practices throughout the state.

- TCEQ DWIP Team staff continue to serve as the TCEQ GPS Coordinators and Trainers for TCEQ's staff and contractors.
- TCEQ DWIP Team staff coordinate the annual TCEQ Public Drinking Water Conference scheduled for August 8-9, 2019 in Austin. This year's conference will be held at a new venue, Renaissance Austin Hotel, to allow for more attendees than previous years.
- TCEQ DWIP Team assists with the Texas Optimization Program (TOP).
- TOP – Recognition Program Update:
 - Water Treatment Plants that received certificates during September, October and November were: Benbrook Water Authority, City of Dallas – Bachman, City of Dallas – Elm Fork, City of Gainesville, City of Greenville and GBRA – San Marcos.
 - 20 surface water treatment plants participating in Recognition Program, currently five have met all the requirements continuously for 5 to 10 years, two for 10 to 15 years and one more for 15 years.
 - Milestones reached during this period: GBRA – San Marcos five years and Waxahachie eight years.
 - Welcome Trinity River Authority – Lake Livingston WTP
 - For more information on the TOP Recognition Program please contact Mason Miller at mason.miller@tceq.texas.gov

Next DWA WG Meeting: April 16, 2019