

Texas Commission on Environmental Quality Drinking Water Advisory Work Group (DWA WG) Meeting

April 16, 2019

Program Updates

- Welcome

Gary Chauvin – Manager - Drinking Water Standards Section

Gary.C Chauvin@tceq.texas.gov (512) 239-1687

Steven Swierenga – Special Assistant – Drinking Water Standards

Steven.swierenga@tceq.texas.gov (512) 239-6611

Michele Risko – Manager - Drinking Water Special Functions Section

Michele.Risko@tceq.texas.gov (512) 239-1689

Sean Ables – Special Assistant – Drinking Water Special Functions Section

Sean.Ables@tceq.texas.gov (512) 239-1758

Permitting & Registration Support Division

Occupational Licensing Section

Linda Saladino – Manager

Occupational Licensing (OL) – linda.saladino@tceq.texas.gov (512) 239-0178

Fiscal Year 2019
BPAT, CSI, & Water Operator Program Results
1st Quarter (September 1, 2018 – November 30, 2018) & 2nd Quarter (December 1, 2018 – February 28, 2019)

	New Apps Received	Renewal Applications Received	Total Applications Received	Tests Administered	Tests Passed	Percent Passed	New Licenses Issued	Renewal Licenses Issued	Total Current Licenses
Backflow Prevention Assembly Tester (2 nd Q)	218	340	558	238	111	46.6	98	304	5,812
Backflow Prevention Assembly Tester (1 st Q)	162	315	477	157	73	46.5	68	300	5,810
	New Apps Received	Renewal Applications Received	Total Applications Received	Tests Administered	Tests Passed	Percent Passed	New Licenses Issued	Renewal Licenses Issued	Total Current Licenses
Customer Service Inspector (2 nd Q)	92	89	181	132	64	48.5	56	95	2,089
Customer Service Inspector (1 st Q)	81	91	172	100	40	40	35	81	2,048
Water Operator Program (2 nd Quarter FY19)	New Apps Received	Renewal Applications Received	Total Applications Received	Tests Administered	Tests Passed	Percent Passed	New Licenses Issued	Renewal Licenses Issued	Total Current Licenses
Ground Water Treatment Operator - B	32	41	73	26	10	38.5	10	43	753
Ground Water Treatment Operator - C	154	196	350	212	78	36.8	70	187	3,346
Surface Water Treatment Operator - B	54	48	102	97	17	17.5	17	43	964
Surface Water Treatment Operator - C	41	111	152	84	50	59.5	46	105	1,915
Water Distribution Operator - B	26	32	58	62	17	27.4	17	30	598
Water Distribution Operator - C	134	195	329	202	83	41.1	71	214	3,541
Water Operator - A	36	53	89	37	23	62.2	23	52	1,168
Water Operator - D	442	128	570	618	247	40	246	118	4,348
Grand Totals:	919	804	1,723	1,338	525	39.2	500	792	16,633

Fiscal Year 2019
BPAT, CSI, & Water Operator Program Results
1st Quarter (September 1, 2018 – November 30, 2018) & 2nd Quarter (December 1, 2018 – February 28, 2019)

Water Operator Program (1 st Quarter FY19)	New Apps Received	Renewal Applications Received	Total Applications Received	Tests Administered	Tests Passed	Percent Passed	New Licenses Issued	Renewal Licenses Issued	Total Current Licenses
Ground Water Treatment Operator - B	22	44	66	33	13	39.4	13	40	753
Ground Water Treatment Operator - C	94	205	299	195	69	35.4	68	195	3,327
Surface Water Treatment Operator - B	42	52	94	81	20	24.7	21	51	962
Surface Water Treatment Operator - C	57	98	155	85	40	47.1	40	95	1,909
Water Distribution Operator - B	33	23	56	65	16	24.6	14	27	595
Water Distribution Operator - C	131	192	323	230	102	44.3	97	167	3,514
Water Operator - A	35	61	96	30	19	63.3	19	34	1,152
Water Operator - D	404	154	558	609	281	46.1	269	153	4,341
Grand Totals:	818	829	1,647	1,328	560	42.2	526	792	16,553

Office of Compliance and Enforcement

Program Support Section

Kristi Mills-Jurach – Division Director

OCE Program Support and Environmental Assistance Division – Kristi.Mills-Jurach@tceq.texas.gov
(512) 239-1261

Jonathan Haynes – Section Manager

OCE Program Support Section – jonathan.haynes@tceq.texas.gov
(512) 239-4662

Tom Heitman - PWS/Water Liaison

OCE Program Support Section – Tom.Heitman@tceq.texas.gov
512-239-3257

- **Public Water System (PWS) Regional Activity**

Information below represents the number of PWS activities conducted by the OCE regional staff in FY19 (9/01/18 – 08/31/2019):

- 541 Complaint Investigations
- 125 Focused Investigations
- 105 Compliance Record Review Investigations
- 28 Follow-up Investigations
- 223 Recon Investigations
- 1,040 Comprehensive Compliance Investigations (CCIs)

Environmental Assistance Division (EAD)

Small Business and Local Government Assistance

Charlie Adams –

Small Business and Local Government Assistance (SBLGA) Section

Charlie.Adams@tceq.texas.gov

(409) 899-8788

No updates.

Water Supply Division

Plan & Technical Review Section (PTR)

Plan and Technical Review Section

Joel Klumpp - Manager

Joel.klumpp@tceq.texas.gov

(512) 239-4453

Brittney Wortham-Teakell – Technical Specialist/Special Assistant

Brittney.teakell@tceq.texas.gov

(512) 239-4392

Plan Review Team

Vera Poe - Team Leader

Vera.poe@tceq.texas.gov

(512) 239-6988

Response and Capacity Development Team

Kenneth Dykes – Team Leader

Kenneth.dykes@tceq.texas.gov

(512) 239-4753

Technical Review and Oversight Team

Stephanie Escobar – Team Leader

Stephanie.escobar@tceq.texas.gov

(512) 239-2439

Plan and Technical Review Section (PTRS)

The Plan and Technical Review Section welcomes Brittney Wortham-Teakell, the new Technical Specialist/Special Assistant for PTRS. She graduated in 2009 from Baylor University with a degree in Earth Science. In 2010, she started her career with the TCEQ Beaumont Region Office as an Air Quality Investigator. In 2012, Brittney transferred to the Water Section to be a Public Water System Inspector. She served on the PWS Programmatic Committee from 2013 to 2016 and served as Vice-Chair and later, Chair. In 2016, Brittney was named the Water Section Team Leader for the Beaumont Office and was the Team Leader of the Drinking Water Quality Team for the last year. She joined PRTS on April 1st.

Plan Review Team (PRT)

Number of plans and specifications submittals processed by the Plan Review Team during December 2018 – February 2019: 535

A new staff guidance document on [Zebra Mussel Treatment](#) has been posted to the website.

Facility Improvement Reminder – Water systems often plan water supply improvements in the winter and spring to prepare for meeting summer demand. PRT has been receiving quite a few requests for emergency authorization and expedited reviews. These requests are generally accommodated with justification of the need and as resources allow. Emergency authorization is a construction approval prior to the submission of engineering plans. It is a process that should be reserved for potential emergencies and health related emergencies and does not involve coordination with Region.

Technical Review and Oversight Team (TROT)

Number of exception and Alternative Capacity Requirement requests processed by the Technical Review and Oversight Team during December 2018 – February 2019: 245

The TCEQ TROT has approved two alternative technology methods for monitoring individual filter effluent from membrane units used for pathogen removal. There are now three available options for meeting the turbidity measurement requirements specified in Title 30 of the Texas Administrative Code (30 TAC) §290.42(g)(3)(C) and (30 TAC) §290.111(f)(3)(B). All TCEQ approved options for measuring turbidity from a membrane unit used for pathogen removal are posted on the TCEQ website:

<https://www.tceq.texas.gov/drinkingwater/trot/membrane-challenge-studies>

Response and Capacity Development Team (RCDT)

Number of free on-site Financial, Managerial, and Technical (FMT) Assistance assignments made for public water systems by the Response and Capacity Development Team January – March 2019: 251. This number excludes assignments made for wastewater systems and contractor training events.

Capacity Development:

- The Texas Water Infrastructure Coordination Committee (TWICC) holds meetings every other month. TWICC is made up of state and federal funding, regulatory and assistance agencies including the United States Department of Agriculture (USDA), Texas Rural Water Association (TRWA), Texas Water Development Board (TWDB), Texas Department of Agriculture (TDA), Federal Emergency Management Agency (FEMA), General Land Office (GLO) and Communities Unlimited. The next TWICC meeting will be hosted by TCEQ on Thursday, May 23, 2019. Entities interested in talking to TWICC about potential projects, funding and other assistance can contact Dorothy Young at (512) 239-6064. Information on TWICC members, funding sources and other resource links are available at www.twicc.org. TWICC will also be holding a workshop at the annual Public Drinking Water Conference in August in Austin.
- Training Available: State staff, assistance providers, public water system operators and managers and consultants are invited to the U.S. EPA's Office of Research and Development and Region 6's 2019 Small Drinking Water Systems Meeting.

This meeting/workshop is geared towards water chemistry issues.

Date: May 21-22, 2019

Location: U.S. EPA Region 6 Conference and Training Facility – Addison, Texas 16650
Westgrove Road, Suite 200 Addison, Texas 75001

For more information, call:

Jatin H. Mistry

US EPA Region 6

Drinking Water Section

1445 Ross Avenue (6WQ-SD)

Dallas, TX 75202

214-665-7483

Link for the meeting registration: <https://ordregion6.eventbrite.com>

Texas Optimization Program (TOP):

From January to March 2019:

- TOP Recognition Program events were conducted at two PWSs.
- TOP staff and TOP Support contractors participated in eight Revised Total Coliform Rule (RTCR) Level 2 Assessments.
- TOP staff and TOP Support contractors performed one Special Performance Evaluation (SPE) at a surface water treatment plant.
- TOP staff performed one disinfection byproduct technical assistance event.
- TOP Support contractors presented at six Texas Water Utility Association (TWUA) District meetings.
- TOP staff and TOP Support contractors performed customized technical assistance activities at seven PWSs throughout the state.

Drought:

- As of April 5, 2019, approximately 3% of the state was in severe drought, 10% is in moderate drought, and 34% of the state is abnormally dry. None of the state is in extreme or exceptional drought.
- Staff continue to monitor and provide additional resources to one High-Priority system until their current project is completed. Five systems have moved from the High Priority and Watch Lists to the Resolved List since October 2018.

Assistance for At-Risk Public Water Systems:

- Staff continue to monitor nine systems in receivership, five systems under temporary management and eleven systems designated as “Primary At-Risk.”

Cross-Connection Control:

- Program staff completed one on-site Cross-Connection Control Program Survey of a water system between January and March.
- Program staff have begun the logistical planning to conduct program surveys at fifteen public water systems in numerous TCEQ regions this fiscal year.
- The TCEQ Cross-Connection Control Subcommittee conducted its quarterly meeting on March 6, 2019. It was well attended with very good participation from the members.
- The Cross-Connection Control Program continues to receive many requests for approval of alternate forms. These requests are evaluated in detail and approval or denial letters are issued.

- Program staff updated the TCEQ Backflow Prevention Assembly Tester (BPAT) Test & Maintenance (T&M) form (TCEQ Form – 26900), to include testing information for common Type II assemblies.

Drinking Water Standards Section

Gary Chauvin - Manager

Gary.C Chauvin@tceq.texas.gov

(512) 239-1687

Steven Swierenga – Special Assistant

Steven.swierenga@tceq.texas.gov

(512) 239-6611

Drinking Water Assessment Team

Team Leader – Jessica Hoch

jessica.hoch@tceq.texas.gov (512) 239-2353

No updates.

Drinking Water Quality Team

Team Leader – Vacant

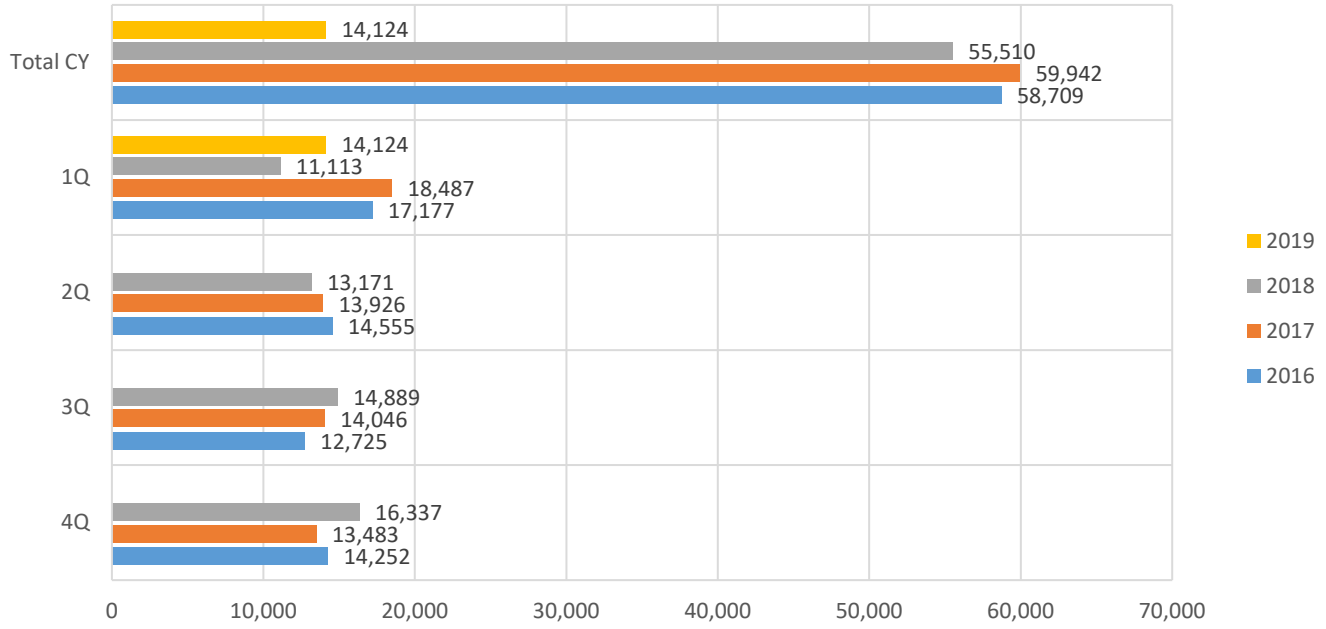
- Two regulatory guidance documents will be available soon for review and comments.
 - Public Water System Guidance for Monitoring, Analyzing, and Reporting Chlorine Dioxide and Chlorite
 - Guidance for Monitoring, Analyzing, and Reporting Bromate for Public Water Systems Using Ozone
- Beginning update of RG-211 regarding Monthly Testing and Reporting at Surface Water Treatment Plants.
- New staff: Emily Smith, TCEQ FTE, DLQOR, bromate, chlorine dioxide, chlorite, total organic carbon, chemical monitoring/reporting

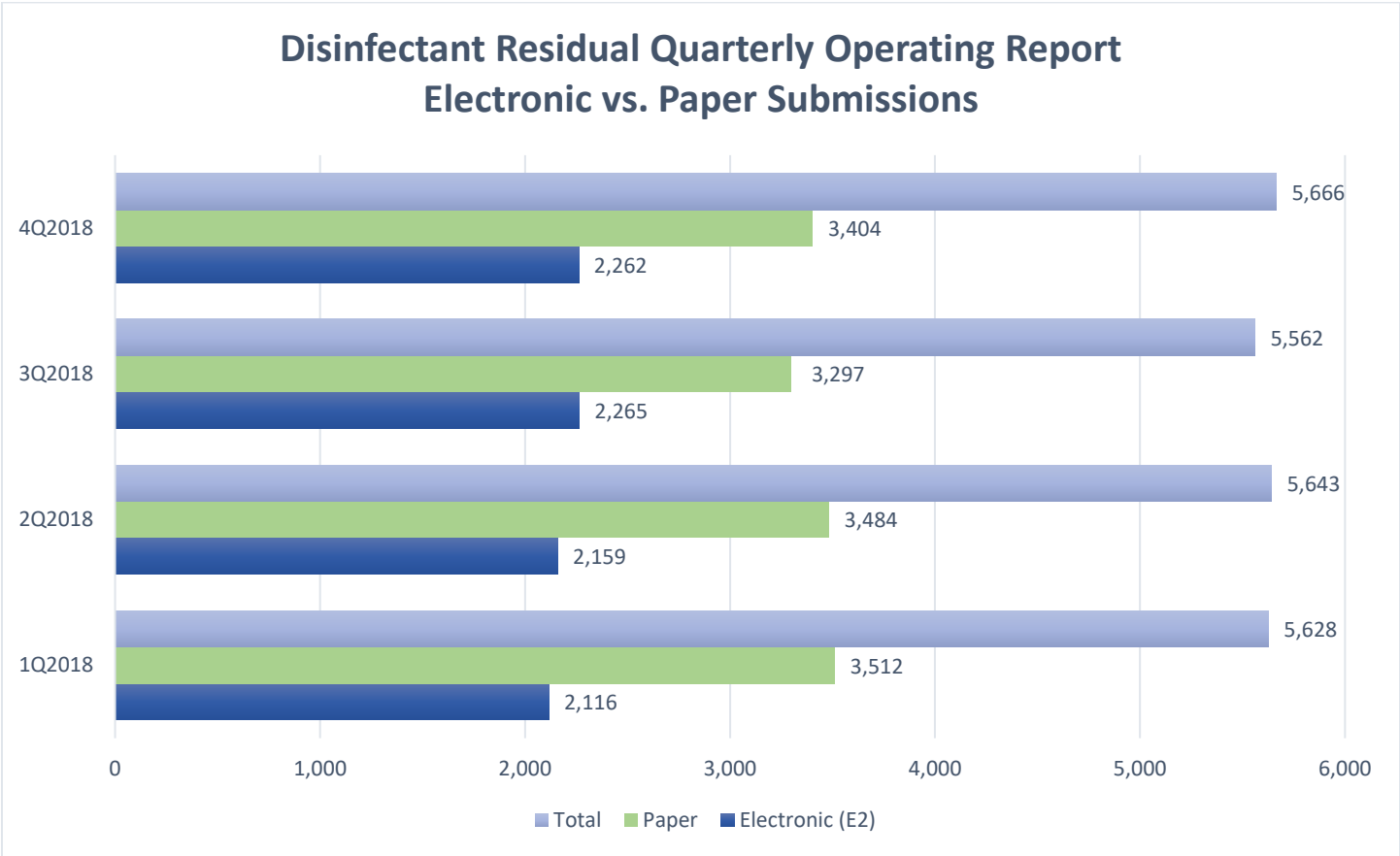
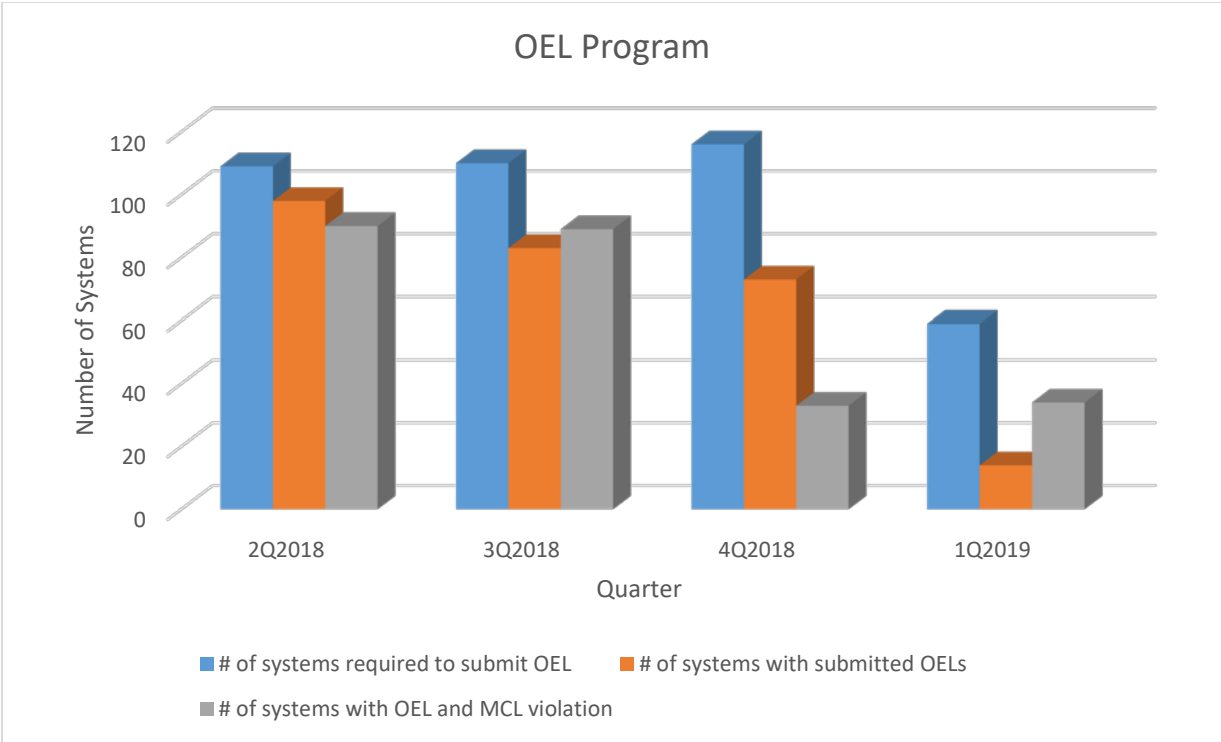
Program reminders:

- Please make sure you are using the current version of the Surface Water Monthly Operating Report.
 - Conventional treatment plants: TCEQ-00102C
 - Alternative technology: TCEQ-00102D
- If your system triggers an Operational Evaluation Level report requirement, this is NOT a violation of the disinfectant by-product (DBP) maximum contaminant level. This is a required review of your system and treatment process intended to assist the operator in identifying treatment processes that can be optimized in an effort to prevent future elevated DBP results.
- If you are contacted to schedule the collection of chemical samples, and you have a change in your facility that would affect the location or ability to collect a scheduled sample, notifying the sampler DOES NOT suffice. Notification must be made to the TCEQ so that changes can be appropriately reflected in our records.
 - For a change in the active status of any facility, please contact the TCEQ Drinking Water Inventory and Protection Team by sending an e-mail to PWSINVEN@tceq.texas.gov
 - For a change in the disinfectant by-product sample location, please contact the Drinking Water Quality Team by sending an e-mail to DBP@tceq.texas.gov or PWSCHEM@tceq.texas.gov

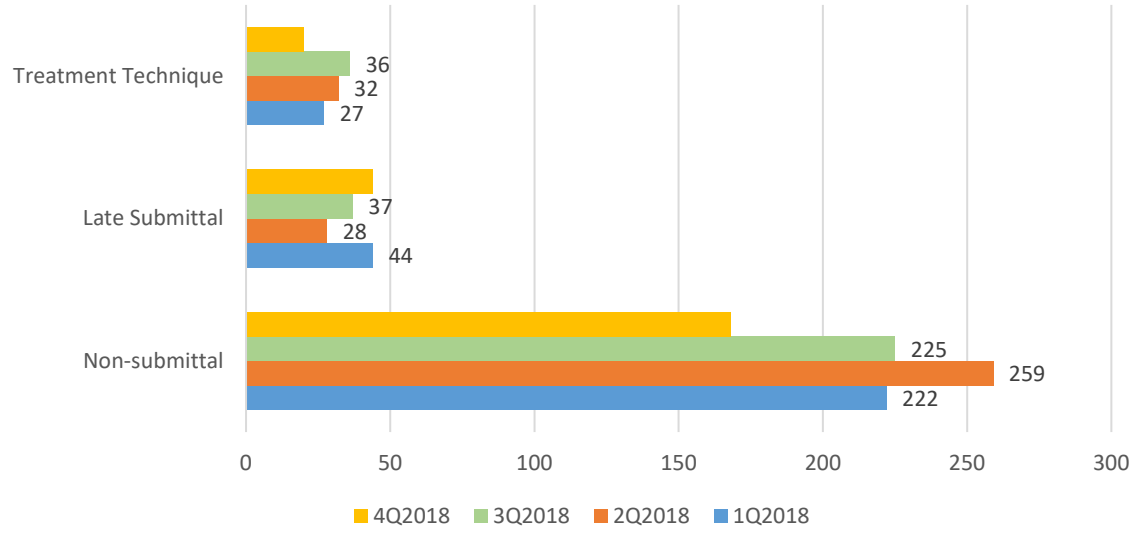
Compliance program and sampling statistics are found below:

Chemical Samples Collected





DLQOR Violations



SWTR Treatment Technique Violations

Plants monitor daily and report on the Monthly Operating Report

	Low disinfectant residual entering the distribution system for more than 4 consecutive hours	More than 5% of the disinfectant residuals were below the minimum acceptable level for two consecutive months	Failure to maintain treatment (LT2)	Failure to provide treatment (LT2)	Combined Filter Effluent Turbidity exceeded 1.0 NTU	Exceed .30 NTU in more than 5% of the combined filter effluent	Low inactivation for more than 4 consecutive hours	Conventional filters turbidity level exceeds 5.0 NTU in the combined filter effluent
November-17	0	1	3	0	0	1	0	0
December-17	0	1	3	0	0	0	2	0
January-18	1	0	3	0	1	4	2	1
February-18	1	0	3	0	0	3	1	1
March-18	0	0	3	1	0	5	2	2
April-18	0	0	9	6	1	1	1	1
May-18	0	0	9	0	1	2	0	0
June-18	0	0	9	0	1	1	0	0
July-18	0	0	6	0	0	1	0	0
August-18	0	0	9	0	0	1	0	0
September-18	0	0	9	0	1	3	0	0
October-18	0	0	9	0	6	9	0	0
November-18	0	0	9	1	1	2	1	0
December-18	0	0	5	1	0	1	1	0
January-19	0	0	4	0	1	1	0	0
February-19	0	0	4	0	1	1	0	0
Total	2	2	97	9	14	36	10	5

Surface Water Treatment Rule (SWTR) M/R Violations

Plants monitor daily and report on the Monthly Operating Report

	TOCMOR	SWMOR				Systems that Triggered Violations
		Failure to Submit	Late Submission	General M/R	Total	
Jan-18	15	11	0	2	13	12
Feb-18	6	4	3	0	7	7
Mar-18	6	5	4	4	13	9
Apr-18	6	16	1	2	19	14
May-18	12	14	5	0	19	17
Jun-18	12	12	6	0	18	16
Jul-18	15	12	3	0	15	15
Aug-18	3	10	2	1	13	11
Sep-18	3	5	1	2	8	7
Oct-18	6	13	8	2	23	21
Nov-18	3	11	6	1	18	15
Dec-18	3	7	7	3	17	17
Total	90	120	46	17	183	161

Drinking Water Special Functions Section

Michele Risko - Manager

Michele.Risko@tceq.texas.gov

(512) 239-1689

Sean Ables – Special Assistant

Sean.Ables@tceq.texas.gov

(512) 239-1758

Drinking Water Technical Review Team (DWTRT)

Vacant – Team Leader

Public Information Requests (PIRs)

(Kent Steelman and Data Support Group)

- PDW Section Responses to Public Information Requests Completed – **24**
- PDW stated it had no responsive documents – **9**
- PDW provided individual response and/or data package – **15**

Data Support

(James Stapel, Kent Steelman, Rylan Fields, Ben Wesley, Lee Apostolo, Dan Arnost, Stephen Taylor)

- Preparation for 2018 Consumer Confidence Reports (CCR) and updates to the CCR Generator
- Federal Reporting of Compliance Data to EPA
 - Texas submitted **460,524** records to EPA for review
 - These data include information on public water system facilities, compliance samples, and violations and enforcement actions
 - TCEQ has a current error rate of **0.07%**

Sample Migrations

(Lee Apostolo, Dan Arnost)

- Environmental Electronic (E2) Reporting
 - Jan – Mar 2019 records submitted **128,931**
 - **81** labs are reporting through E2
- Chem Reporting
 - Sample records migrated **17,100**
- Lead and Copper Migrations
 - Sample records migrated **3,019**

Enforcement

(Sally Paramo, Emma Jones, CarMello Manning, Caleb Ingle)

Enforcement

- 1st Quarter 2019
 - **61** Enforcement cases
 - **2** Data maintenance case
- 4th Quarter 2018
 - **56** Enforcement cases
 - **2** Data maintenance cases

Pre-Enforcement

- Notes for 1st Quarter 2019
 - **49** systems reviewed
 - 9 points or above – 14 systems
 - 8 points or below – 34 systems

Post-Enforcement

- Notes for 1st Quarter 2019
 - **39** systems reviewed

- 13 cases have been closed
- 95 cases are still open or have unresolved violations

Consumer Confidence Report (CCR)

(Kent Steelman, Neshanta Johnson)

- **938** Provider reminder letters mailed Mid-March
- 575 CCR Provider Certification of Delivery Forms received by TCEQ
- End of April mailing CCR reminder letters

Drinking Water Inventory and Protection Team (DWIP)

Patrick Kading – Team Leader

Patrick.kading@tceq.texas.gov (512) 239-4670

Leticia DeLeon – Technical Assistant

Leticia.DeLeon@tceq.texas.gov (512) 239-4978

Boil Water Notices

(Mike Howell and Brynton Johnson)

In Q1 2019, the DWIP team received notification of 451 issued Boil Water Notices and 422 Boil Water Notices rescinded.

Public Notice

(Mike Howell and Kristi Krieg)

Public Notices Submitted (Data Entry):

January 2019: 376
 February 2019: 592
 March 2019: 509
 Q1 2019 Total: 1,477

Public Notice Violations:

January 2019: 386
 February 2019: 219
 March 2019: 259
 Q1 2019 Total: 864

Public Health Service Fees

(Teri Cisneros)

CY 2019

Total invoices: 7,009
Amount invoiced: \$24,595,602
Date invoices mailed: 11/01/2018 (dated 11/30/2018)
Due date: 12/30/2018
As of 4/3/2019 **99.73% collected**

Regulatory Assessment Fees

(Teri Cisneros)

CY 2018: 2,277 postcards mailed out December 20, 2018.

As of 04/03/2019 **82% collected**

Inventory Team Information:

(Carmen Portillo, Hannah Evans, Brynton Johnson, Nicole Frisbie, Chris Frazier, Zach Spivey, Nick Dominguez, Taylor Nickell, and Stephanie Frederick)

In Q1 2019, DWIP Inventory Team received 1,517 requests and processed 1,710 requests.

Ground Water Source Inventory / Ground Water Under the Influence (GUI)

(Betsy Yockey)

During Q1 2019, one new GUI designation was made and issued three Assessment Source Monitoring schedules.

Emergency Preparedness Plan (EPP)

(Leticia DeLeon and Taylor Nickell)

15 EPP letters went out from January to March 2019.

Homeland Security and Emergency Preparedness

(Leticia DeLeon and Taylor Nickell)

896 Emergency Contact Update forms were processed from January to March 2019.

Additional Emergency Response Plan (ERP) workshops have been scheduled for April 30th in Conroe and May 23rd in Kingsville. These are free to attend and allow the operator to earn four water CEUs. If you are interested in registering, workshop flyers with links are posted on the DWA WG website.

From the America's Water Infrastructure Act (AWIA): Each community water system serving more than 3,300 persons shall submit to the EPA Administrator a certification that the system has conducted a risk and resilience assessment in accordance with the Act prior to –

- March 31, 2020, in the case of systems serving a population of 100,000 or more;
- December 31, 2020, in the case of systems serving a population of 50,000 or more, but less than 100,000; and
- June 30, 2021, in the case of systems serving a population greater than 3,300, but less than 50,000.

Each community water system serving more than 3,300 persons shall also certify its completion of an emergency response plan as soon as reasonably possible, but no later than six months after certifying completion of its risk and resilience assessment.

Additionally, the EPA Water Security Division is hosting a free webinar, "Building Community-Based Water Resilience" on May 16th from 1-2pm EST (12-1pm CST). If you are interested in registering, visit

Superior Systems

(Leticia DeLeon and Taylor Nickell)

97 Superior System letter reviews were conducted from January to March 2019.

Source Water Assessment & Protection (SWAP) / Source Water Protection (SWP)

(Mason T. Miller)

- TCEQ DWIP Team manages the SWP contract and assists public water systems with completing and updating SWP plans.
- TCEQ SWP contract is with CDM Smith.
- During FY19 CDM Smith and subcontractors will complete source water protection plans for 27 groundwater systems and three surface water bodies.
- TCEQ DWIP Team assists Texas Rural Water Association as they work with public water systems updating SWP plans and implementing best management practices throughout the state.
- TCEQ DWIP Team staff continue to serve as the TCEQ GPS Coordinators and Trainers for TCEQ's staff and contractors.
- TCEQ DWIP Team staff coordinate the annual TCEQ Public Drinking Water Conference scheduled for August 8-9, 2019 in Austin. This year's conference will be held at a new venue, Renaissance Austin Hotel, to allow for more attendees than previous years.
- TCEQ DWIP Team assists with the Texas Optimization Program (TOP).
- TOP – Recognition Program Update:
 - Water Treatment Plants that received certificates during September, October and November were: Benbrook Water Authority, City of Dallas – Bachman, City of Dallas – Elm Fork, City of Gainesville, City of Greenville and GBRA – San Marcos.
 - 20 surface water treatment plants participating in Recognition Program, currently five have met all the requirements continuously for 5 to 10 years, two for 10 to 15 years and one more for 15 years.
 - Milestones reached during this period: GBRA – San Marcos five years and Waxahachie eight years.
 - Welcome Trinity River Authority – Lake Livingston WTP
 - For more information on the TOP Recognition Program please contact Mason Miller at mason.miller@tceq.texas.gov

Next DWA WG Meeting: July 16, 2019