

2022 - 2042



# REGIONAL SOLID WASTE MANAGEMENT PLAN

This plan was funded through a solid waste management grant provided by the Texas Commission on Environmental Quality through Panhandle Regional Planning Commission.

Panhandle Regional Planning Commission

RESOLUTION No. 21-12-09-02

**A RESOLUTION BY THE PANHANDLE REGIONAL PLANNING COMMISSION'S (PRPC) BOARD OF DIRECTORS FORMALLY ADOPTING THE 2022 PANHANDLE REGIONAL SOLID WASTE MANAGEMENT PLAN AND AUTHORIZING THE EXECUTIVE DIRECTOR TO SUBMIT THE PLAN TO THE TEXAS COMMISSION ON ENVIRONMENTAL QUALITY FOR REVIEW AND FINAL APPROVAL.**

**WHEREAS**, under provision §361.014(b), Texas Health and Safety Code, and §330, Subchapter O, Texas Administrative Code (TAC) Regulation; and

**WHEREAS**, the PRPC Board of Directors did adopt such a plan on January 28, 1992, which subsequently approved by the Texas Natural Resource Conservation Commission (now, the Texas Commission on Environmental Quality or TCEQ) on October 11, 1995; and

**WHEREAS**, the Regional Solid Waste Management Plan has been reviewed by the Regional Solid Waste Management Advisory Committee; and

**NOW THEREFORE BE IT RESOLVED** by the Board of Directors of the Panhandle Regional Planning Commission makes a commitment to the following, regarding the management of MSW facilities:

- i. encouraging cooperative efforts between local governments in the siting of landfills for the disposal of solid waste;
- ii. assessing the need for new waste disposal capacity;
- iii. considering the need to transport waste between municipalities, from a municipality to an area in the jurisdiction of a county, or between counties, particularly if a technically suitable site for a landfill does not exist in a particular area;
- iv. allowing a local government to justify the need for a landfill in its jurisdiction to dispose of the solid waste generated in the jurisdiction of another local government that does not have a technically suitable site for a landfill in its jurisdiction;
- v. completing and maintaining an inventory of MSW landfill units in accordance with Texas Health and Safety Code, §363.064. One copy of the inventory shall be provided to the commission and to the chief planning official of each municipality and county in which a unit is located; and
- vi. developing a guidance document to review MSW registration and permit applications to determine conformance with the goals and objectives outlined in Volume II: Regional Solid Waste Management Plan Implementation Guidelines as referenced in 30 TAC §330.643;
- vii. That the PRPC Board of Directors does hereby designate and adopt the attached plan as the Panhandle's 2022 Regional Solid Waste Management Plan and authorizes the Executive Director to submit the plan to the Texas Commission on Environmental Quality for review and final consideration of approval.

**CONSIDERED AND APPROVED THIS 9<sup>TH</sup> DAY OF DECEMBER, 2021.**



Dan Looten, Chair  
Panhandle Regional Planning Commission  
Board of Directors

ATTEST:



Salvador Rivera, Secretary/Treasurer  
Panhandle Regional Planning Commission  
Board of Directors

## Article I. Table of Contents

**PRPC Board of Directors Resolution..... 1**

**Table of Contents.....2**

**Executive Summary ..... 5**

**Acknowledgements ..... 7**

**Regional Solid Waste Management Plan Volume I ..... 8**

    Regional Organization Information .....9

    Geographic Scope .....9

    Plan Content .....9

    Regional Goals & Objectives .....9

    Efforts to Minimize, Reuse, and Recycle Waste .....11

    Commitment Regarding the Management of MSW Facilities .....14

    Required Approvals .....14

**Regional Solid Waste Management Plan Volume II ..... 15**

    Regional Organization Information .....15

    Section I. Geographic Scope .....15

    Section II. Planning Periods .....16

    Section III. Plan Content .....18

        III.A. Demographic Information .....18

            III.A.I. Residential Waste Generation .....18

            III.A.II. Commercial Waste Generation .....19

            III.A.III. Industrial Waste Generation .....20

        III.B. Estimates of Current and Future Solid Waste Amounts by Type .....22

        III.C. Description of Current and Planned Solid Waste Management Activities ...24

            III.C.I. Current Solid Waste Management Activities in the Region .....24

            III.C.II. Planned Solid Waste Management Activities in the Region .....27

        III.D. Description and Assessment of the Adequacy of Existing Solid Waste  
            Management Facilities & Practices, and Household Hazardous Waste  
            Programs .....29

            III.D.I. Adequacy of Existing Facilities and Practices .....29

- III.E. Assessment of Current Source Reduction and Waste Minimization Efforts,  
Including Sludge, and Efforts to Reuse or Recycle Waste .....30
- III.F. Identification of Additional Opportunities for Source Reduction and Waste  
Minimization, and Reuse or Recycling of Waste .....30
- III.F.I. Additional Opportunities for Source Reduction and Waste Minimization, Reuse  
and Recycling of Waste .....30
- III.G. Recommendations for Encouraging and Achieving a Greater Degree of Source  
Reduction and Waste Minimization, and Reuse or Recycling of Waste .....32
- III.G.I. Recommendations for Greater Source Reduction and Waste Minimization, and  
Reuse or Recycling of Waste .....32
- III.H. Identification of Public and Private Management Agencies and Responsibilities.32
- III.I. Identification of Solid Waste Management Concerns and Establishment of  
Priorities for Addressing Those Concerns .....33
- III.I.I. Solid Waste Management Concerns and Priorities .....33
- III.J. Planning Areas and Agencies with Common Solid Waste Management Concerns  
that Could be Addressed Through Joint Action .....35
- III.J.I. Planning Areas and Agencies with Common Solid Waste Management  
Concerns .....35
- III.K. Identification of Incentives and Barriers for Source Reduction and Waste  
Minimization, and Resource Recovery, Including Identification of Potential  
Markets .....37
- III.K.I. Incentives and Barriers for Source Reduction and Waste Minimization, and  
Resource Recovery .....37
- III.L. Regional Goals and Objectives, Including Waste Reduction Goals .....38
- III.L.I. Regional Goals and Objectives .....38
- III.M. Advantages and Disadvantages of Alternative Actions .....40
- III.N. Recommended Plan of Action and Associated Timetable for Achieving Specific  
Goals and Objectives .....40
- III.N.I. Plan of Action and Timetable for Achieving Specific Goals and Objectives .....40

III.O. Identification of the Process that Will be Used to Evaluate Whether a Proposed Municipal Solid Waste Facility Application Will be in Conformance with the Regional Plan .....42

Section IV. Required Approvals .....42

IV.I. Required Approvals .....42

**Attachments.....43**

Attachment I. Demographic Scope.....44

Attachment III.B Additional Details on Solid Waste Amounts by Type.....51

Attachment III.C Additional information of Solid Waste Management Activities.....53

Attachment III.D.I Resource Recovery and Household Hazardous Waste .....56

Attachment III.E Assessment of current source reduction and minimization efforts .58

Attachment III.H public and private solid waste management agencies and their responsibilities .....75

    a) MSW Entity by Municipality .....75

    b) MSW Entity by Collection Type .....79

    c) MSW Entity Headquarters and Waste Collected .....80

Attachment III.O. Plan Conformance/Permit Review .....81

Attachment IV.B. Public Meeting Information .....92

## Executive Summary

In accordance with Texas Health and Safety Code 363, Subchapter D and Texas Administrative Code Chapter 330, Subchapter O, this report serves as the Regional Solid Waste Management Plan for the Panhandle Regional Planning Commission (PRPC). In 1992, the original plan was adopted by the PRPC Board of Directors and then approved by Texas Commission on Environmental Quality (TCEQ), formerly known as Texas Natural Resource Conservation Commission (TNRCC) in 1995. Since that time the original plan has been updated in 1996, 1998 and 2002. This amendment illustrates the region's Municipal Solid Waste (MSW) Management Procedures. The amendment discusses the region's objectives and goals during the 2022-2042 planning period. The plan also includes the conformance review for MSW Facility permitting processes in the region.

The overall purpose of the Regional Solid Waste Management Plan is to assist the region in maintaining a direction that continues to direct towards an overall improved access to solid waste services as well as protection of the Panhandle's environmental resources.

The development of the regional plan continues to be overseen by the Panhandle Regional Solid Waste Management Advisory Committee (RSWMAC). Throughout the development of the plan, data was gathered from public and private solid waste generators, collection organizations, landfills as well as the public. The amendment utilizes TCEQ's guidance, following the Volume I and Volume II forms. The amended plan outlines the region's goals and objectives, which include:



1 : Randall County; Photo Credit: Carrie Bennett

- Develop Programs that lead to waste minimization through local source reduction, recycling and composting, which conserve disposal capacity;
- Develop cost-effective, efficient and environmentally suitable solid waste management systems;
- Develop Programs to assist in controlling and stemming illegal and improper disposal;
- Maintain Administrative Structures that will ensure at least some measure of local control over future systems operations and provide an element of control over siting of future landfills in our region;
- Develop Programs that encourage proper disposal of Household Hazardous Waste (HHW).

The recommendations in the amendment include short term, intermediate and long-term goals. The short -term goals and objectives reflect recycling and waste reduction to enhance diversion within the region. As well as illegal dumping or improper disposal. The goals and objectives address the needs of the region’s solid waste management systems.

## Acknowledgments

The PRPC would like to acknowledge the efforts of those who provided guidance and assistance in the development of the 2022 Panhandle Regional Solid Waste Management Plan. The guidance provided has been invaluable for the development of the amended plan.

The Panhandle Regional Solid Waste Management Advisory Committee (RSWMAC) that voluntarily gave of their time to provide feedback and direction to the development of the region’s plan. Those members are listed to the right.

Brandan Knapp, Public Works Director, City of Perryton, who served as Chair of the Regional Solid Waste Management Advisory Committee (RSWMAC) throughout the development of the 2022 plan. As well as those on the Regional Solid Waste Management Advisory Sub-Committee that provided feedback in the development of the plan. Those members include Brandan Knapp, City of Perryton; Todd Stiggins, Parkhill, Smith and Cooper; Tommy Bogart, City of Stratford; Drew Brassfield, City of Fritch; Blair Snow, City of Amarillo; Isidro Renteria, City of Dumas; Adam Schaer, KB Recycling; Dan Reese, City of Canyon.

All the local governments, private sector service providers in the region and the public who provided survey responses as well as data during the information gathering stage of the plan. The feedback given was necessary to develop a plan that meets the needs of the region’s municipal solid waste (MSW) management.

The Texas Commission on Environmental Quality (TCEQ) who provided funding to support the costs of the development of the plan. As well as the ongoing support of meetings to provide direction for the 2022 Panhandle Regional Solid Waste Management Plan Amendment.

<b>Jason</b>	<b>Anderson</b>	City of Borger
<b>Paul</b>	<b>Arganbright</b>	City of Wheeler
<b>Drew</b>	<b>Brassfield</b>	City of Fritch
<b>Orrin</b>	<b>Dankworth</b>	Scrap Processing
<b>Eric</b>	<b>Davidson</b>	City of Dumas
<b>Leander</b>	<b>Davila</b>	City of Friona
<b>Curtis</b>	<b>Green</b>	City of Dumas
<b>Alan</b>	<b>Harder</b>	City of Amarillo
<b>Brandan</b>	<b>Knapp</b>	City of Perryton
<b>Susan</b>	<b>Leary</b>	Childress Chamber of Commerce
<b>Cesar</b>	<b>Marquez</b>	City of Bovina
<b>Richard</b>	<b>Miller</b>	SCARAB Manufacturing
<b>David</b>	<b>Morris</b>	City of Memphis
<b>Harvey</b>	<b>Perez</b>	City of Hart
<b>Larry</b>	<b>Plumlee</b>	City of Turkey
<b>Russell</b>	<b>Proctor</b>	City of Tulia
<b>Dan</b>	<b>Reese</b>	City of Canyon
<b>Tony</b>	<b>Rios</b>	City of Dimmitt
<b>Adam</b>	<b>Schaer</b>	KB Recycling
<b>Todd</b>	<b>Stiggins</b>	Parkhill, Smith & Cooper
<b>Mike</b>	<b>Story</b>	City of McLean
<b>Johnny</b>	<b>Torres</b>	City of Hereford
<b>Gary</b>	<b>Turley</b>	City of Pampa
<b>Kenny</b>	<b>Welch</b>	Tri-State Recycling
<b>Wade</b>	<b>Willson</b>	City of Spearman
<b>Tommy</b>	<b>Wyatt</b>	City of Canadian
<b>Brittany</b>	<b>Crawford</b>	TCEQ - Region 1
<b>Julia</b>	<b>Savala</b>	TCEQ - Region 1



# **Regional Solid Waste Management Plan Volume I**

Regional Solid Waste Management Plans are required by Texas Health and Safety Code (THSC), §363.062, relating to Regional Solid Waste Management Plan (RSWMP). Contents of the RSWMP are described in THSC §363.064 and in 30 Texas Administrative Code (TAC), Chapter 330, Subchapter O.

# Regional Solid Waste Management Plan Volume I

## Regional Organization Information

**Table 1. Organization Information**

<b>Name of Council of Government</b>	Panhandle Regional Planning Commission
<b>Mailing Address</b>	PO Box 9257 Amarillo, Texas 79105
<b>Website</b>	www.theprpc.org
<b>Phone Number</b>	(806) 372-3381
<b>Email Address</b>	lgunn@theprpc.org

## Section I. Geographic Scope

**Table I.I. Geographic Scope**

<b>Names of Member Counties in the Entire Planning Region</b>	Armstrong, Briscoe, Carson, Castro, Childress, Collingsworth, Dallam, Deaf Smith, Donley, Gray, Hall, Hansford, Hartley, Hemphill, Hutchinson, Lipscomb, Moore, Ochiltree, Oldham, Parmer, Potter, Randall, Roberts, Sherman, Swisher and Wheeler
---	---

## Section II. Plan Content

### II.A. Regional Goals and Objectives

**Table II.A. Regional Goals and Objectives**

<b>Goal #1</b> Develop Programs that lead to waste minimization through local source reduction, recycling and composting,	<b>Objective 1.A.</b> Promote the establishment, maintenance or expansion of projects that reuse and/or recycle residential and commercial waste.
---	---

<p>which conserve disposal capacity.</p>	<p><b>Objective 1.B.</b> Support education and outreach programs to facilitate local source reduction, recycling and composting programs.</p> <p><b>Objective 1.C.</b> Promote and support private and non-profit recycling programs within the Region.</p> <p><b>Objective 1.D.</b> Local government will work towards establishing and enhancing locally operated recycling and wood-waste reduction programs.</p> <p><b>Objective 1.E.</b> Promote the construction and/or establishment of materials recovery facilities within the Region.</p> <p><b>Objective 1.F.</b> Promote clean up events for illegal dumping, as well as promote public education of issues of illegal dumping.</p>
<p><b>Goal #2</b> Develop cost-effective, efficient and environmentally suitable solid waste management systems.</p>	<p><b>Objective 2.A.</b> Develop programs with both local government and non-profit entities that leverage use of local, state and federal funding sources for MSW projects.</p> <p><b>Objective 2.B.</b> Ensure that review of permit applicants demonstrate compliance with the regional solid waste management plan.</p> <p><b>Objective 2.C.</b> Develop programs at the regional level to facilitate cooperative and standardized approaches to providing MSW collection and transportation services.</p>
<p><b>Goal #3</b> Develop programs to assist in controlling and stemming illegal and improper disposal.</p>	<p><b>Objective 3.A.</b> Increase mutual aid between cities, counties, ISDs and water planning boards to reduce illegal dumping.</p> <p><b>Objective 3.B.</b> Support local efforts to identify illegal dumping, discourage open-burning, implement enforcement and promote proper disposal practices.</p>

	<p><b>Objective 3.C.</b> Promote training and education of awareness of solid waste topics and proper management of scrap tires and disposal of solid waste within the Region.</p> <p><b>Objective 3.D.</b> Through education, promote the passage of local ordinances that establish litter control and illegal dumping within their jurisdiction.</p>
<p><b>Goal #4</b> Maintain administrative structures for conformance reviews and future systems operations.</p>	<p><b>Objective 4.A.</b> Provide the region’s conformance reviews to ensure that all future MSW facilities meet the region’s goals.</p> <p><b>Objective 4.B.</b> Support technical studies and data collection for municipalities to plan for future landfill and MSW needs.</p>
<p><b>Goal #5</b> Develop programs that encourage proper disposal of household hazardous waste (HHW).</p>	<p><b>Objective 5.A.</b> Educate residents and businesses on the proper disposal methods of household hazardous waste (HHW) and the potential hazards of these items.</p> <p><b>Objective 5.B.</b> Promote the proper disposal through permanent collection containers.</p> <p><b>Objective 5.C.</b> Partner municipalities with commercial vendors to provide available collection and disposal avenues of HHW items.</p>

**II.B. Efforts to Minimize, Reuse, and Recycle Waste**

**Table II.B. Waste Minimization, Reuse, and Recycling**

Subject	Description
<p>Current Efforts to Minimize Municipal Solid Waste and to Reuse or Recycle Waste</p>	<p>The region has been actively recycling materials such as cardboard, office paper, newsprint, used motor oil, e-waste, scrap tires and scrap metals. Some of our local jurisdictions also recycle plastics. Material is collected at community collection/drop-off sites. Once separated, the material is baled on site at the collection site. When a jurisdiction has</p>

Subject	Description
	<p>a truckload or enough to combine with another jurisdiction for a milk run, the material is transported to the recycling market. Typically, jurisdictions are paid the current market price for the material collected and transported to market.</p> <p>The disposal of grease, grit trap waste and septic waste are currently provided through the region’s private sector. Leaving the responsibility to ether homeowner or business owner to ensure proper disposal. Both grease and grit trap wastes are solidified and landfilled at Southwest Landfill. The septic waste is dumped into one of the region’s municipally operated wastewater treatment plants.</p> <p>Many jurisdictions offer collection units for the public to deposit used motor oil and filters. Oil and filters are recycled by the private sector.</p>
<p>Recycling Rate Goal for the Region</p>	<p>The survey respondents support recycling efforts and would like to expand the types of materials collected. Currently the region has a recycling rate around .25% due to long distances to the recycling markets and a need for infrastructure. The current rate is conservative, as many jurisdictions do not keep records of composting tonnages or scrap tire tonnages. The region would like to see the recycling rate increase to 2% by 2032 and 5% by 2042.</p>
<p>Recommendations for Encouraging and Achieving a Greater Degree of Waste Minimization and Waste Reuse or Recycling</p>	<p>Work with organizations that promote reuse and recycling efforts to increase the materials and tonnage amounts collected.</p> <p>Encourage additional community collection sites among jurisdictions.</p> <p>Collaborate with ISDs and businesses to promote education to the public about the importance of reuse and recycling.</p> <p>Seek out partnerships with private businesses to assist in achieving a higher degree of waste minimization.</p> <p>Work with local jurisdictions and economic development councils to attract private sector facilities that process materials for recycling operations.</p>

Subject	Description
Existing or Proposed Community Programs for the Collection of Household Hazardous Waste	The City of Amarillo is the only jurisdiction in the region that offers HHW collection for processing. The laboratory collects items, processes them and then provide the processed materials back to the public free of charge. Because the program only accepts items from the City of Amarillo residents, it leaves the rest of the region without a HHW collection option. The survey responses did not indicate any plans to construct additional laboratories within the region.
Composting Programs for Yard Waste	The region has around 14 jurisdictions that currently operate wood waste reduction/composting programs. Providing a location for residents to drop-off or providing containers for the collection of wood waste and lawn clippings, we have seen an increase in participation. Encourage additional wood waste programs with local jurisdictions. Work with ISDs interested in the “Don’t Bag It” program through educational opportunities. Provide education flyers on home composting for jurisdiction to promote themselves. The recommended composting programs for yard waste and related organic wastes may include: <input checked="" type="checkbox"/> (I) creation and use of community composting centers; <input checked="" type="checkbox"/> (II) adoption of the "Don't Bag It" program for lawn clippings developed by the Texas Agricultural Extension Service; and <input checked="" type="checkbox"/> (III) development and promotion of education programs on home composting, community composting, and the separation of yard waste for use as mulch.
Public Education/Outreach	Work with jurisdictions to periodically post educational items on their social media pages and/or utility flyers that highlight recycling and proper disposal. Ensure that all solid waste implementation grantees post press releases in their paper, website and social media pages about the project and that funds were made available from the Texas Commission on Environmental Quality. Collaborate with private businesses to

Subject	Description
	promote beautification and recycling efforts across the region.

**II.C. Commitment Regarding the Management of MSW Facilities**

By checking the boxes below, the Council of Government makes a commitment to the following, regarding the management of MSW facilities:

- (i) encouraging cooperative efforts between local governments in the siting of landfills for the disposal of solid waste;
- (ii) assessing the need for new waste disposal capacity;
- (iii) considering the need to transport waste between municipalities, from a municipality to an area in the jurisdiction of a county, or between counties, particularly if a technically suitable site for a landfill does not exist in a particular area;
- (iv) allowing a local government to justify the need for a landfill in its jurisdiction to dispose of the solid waste generated in the jurisdiction of another local government that does not have a technically suitable site for a landfill in its jurisdiction;
- (v) completing and maintaining an inventory of MSW landfill units in accordance with Texas Health and Safety Code, §363.064. One copy of the inventory shall be provided to the commission and to the chief planning official of each municipality and county in which a unit is located; and
- (vi) developing a guidance document to review MSW registration and permit applications to determine conformance with the goals and objectives outlined in *Volume II: Regional Solid Waste Management Plan Implementation Guidelines* as referenced in 30 TAC §330.643.

**Section III. Required Approvals**

**Table III.I. Required Approvals**

<b>Solid Waste Advisory Committee</b>	11.30.2021
<b>Public Meeting Dates</b>	11.30.2021
<b>Executive Committee</b>	12.9.2021

# Regional Solid Waste Management Implementation Plan Volume II

## Regional Organization Information

**Table 1. Organization Information**

<b>Name of Council of Government</b>	Panhandle Regional Planning Commission
<b>Mailing Address</b>	PO Box 9257 Amarillo, Texas 79105
<b>Website</b>	www.theprpc.org
<b>Phone Number</b>	(806) 372-3381
<b>Email Address</b>	lgunn@theprpc.org

## Section I. Geographic Scope

**Table I.I. Geographic Scope**

<b>I.A. Names of Member Counties in the Entire Planning Region</b>	Armstrong, Briscoe, Carson, Castro, Childress, Collingsworth, Dallam, Deaf Smith, Donley, Gray, Hall, Hansford, Hartley, Hemphill, Hutchinson, Lipscomb, Moore, Ochiltree, Oldham, Parmer, Potter, Randall, Roberts, Sherman, Swisher and Wheeler
--	---



<p><b>I.B. Geographic Planning Units Used in the Regional Implementation Plan</b></p>	<ul style="list-style-type: none"> <li><input type="checkbox"/> Small geographic areas such as census tracts or city boundaries for the most detailed data collection and manipulation;</li> <li><input type="checkbox"/> Planning areas to be used for the assessment of concerns and the evaluation of alternatives. These planning areas shall be aggregations of small geographic areas;</li> <li><input type="checkbox"/> County boundaries for the summarization and presentation of key information; or</li> <li><input checked="" type="checkbox"/> The entire planning region</li> </ul>
---	---

## Section II. Planning Periods

**Table II.I. Planning Periods**

<p><b>II.A.1. Current and Historical Information</b></p>	<p>2020 and 2021                  PRPC utilized data from both 2020 and 2021 for the current information. PRPC gathered data via subject matter experts in the region as well as surveys. The topics in the surveys included MSW Collection, Disposal, Recycling, Composting, Illegal Dumping and general feedback. PRPC through our Panhandle Environmental Partnership (PEP) maintain relationships with private industries of scrap metal, cardboard, mixed paper, plastic, used motor oil, scrap tires and electronics that aided in our data.</p>
<p><b>II.A.2. Short-range Planning Period</b></p>	<p>2022 thru 2027                  PRPC will continue to maintain the current activities and relationships cited in II.A.1. In addition PRPC will look for new opportunities to divert materials from our region’s landfills. Those opportunities include education and data collection.</p>

<p><b>II.A.3. Intermediate Planning Period</b></p>	<p>2028 thru 2032                  PRPC will continue to maintain the activities listed in both II.A.1. and II.A.2. as many of these activities are ongoing tasks. In addition to those mentioned, PRPC will look for new funding opportunities to increase recycling efforts around the region. PRPC will look to promote data collection across the region and share best practices.</p>
<p><b>II.A.4. Long-range Planning Period</b></p>	<p>2033 thru 2042                  PRPC will continue to maintain the activities listed in II.A.1, II.B.2 and II.C.3. In addition the region and State of Texas is in need of better infrastructure to process materials for recycling. PRPC will continue to look for avenues that attract private businesses to the region/state to aid in the diversion of materials from the landfills.</p>
<p><input type="checkbox"/> Check box if additional details provided in <i>Attachment II.A.</i></p>	

## Section III. Plan Content

### III.A. Demographic Information

**Table III.A.I. Residential Waste Generation**

Year	Growth Rate per Year	Current Population / Population Projection	Landfill Disposal (Tons)	Disposal Rate (lbs./Person /Day)	Recycling (Tons)	Recycling Rate (lbs./Person /Day)	Residential Waste Generation (Tons)
Current		449,692	611,139	7.75	1,533	.019	609,606
2022	.337%	454,264	818,926	9.87	2,054	.025	816,872
2027	.514%	466,063	922,820	10.85	2,315	.027	920,505
2032	.667%	481,838	1,020,602	11.61	2,560	.029	1,018,042
2037	.715%	499,328	1,051,159	11.53	2,637	.029	1,048,522
2042	.816%	520,042	1,112,273	11.72	2,790	.029	1,109,483

**Table III.A.II. Commercial Waste Generation**

<b>Year</b>	<b>Description of significant commercial activities affecting waste generation and disposal in the area.</b>	<b>Expected increase or decrease to Commercial Waste Generation</b>
2022	Survey respondents in the region's municipalities and private institutions did not indicate any significant commercial activity. Although the region is projected to grow in population over the next twenty years. That growth will generate additional commercial waste.	.34%
2027	Based on survey responses, no significant commercial activity was expected to grow through 2027 planning period. However, with the overall region expecting a population growth of .337%, the commercial waste generated will increase proportionally.	.51%
2032	Based on survey responses, no significant commercial activity was expected to grow through 2032 planning period. However, with the overall region expecting a population growth of .667% the commercial waste generated will increase proportionally.	.67%
2037	Based on survey responses, no significant commercial activity was expected to grow through 2037 planning period. However, with the overall region expecting a population growth of .715%, the commercial waste generated will increase proportionally.	.72%
2042	Based on survey responses, no significant commercial activity was expected to grow through 2042 planning period. However, with the overall region expecting a population growth of .816%, the commercial waste generated will increase proportionally.	.82%

**Table III.A.III. Industrial Waste Generation**

<b>Year</b>	<b>Description of significant industrial waste activities affecting waste generation and disposal in the area.</b>	<b>Expected increase or decrease to Industrial Waste Generation</b>
2022	The top industries in the region include agriculture, food technologies, wind energy, aviation & aerospace, and manufacturing. The municipalities and private institutions surveyed did not indicate any significant changes expected in industrial waste.	1% - 2% Annually
2027	The municipalities and private institutions surveyed did not indicate any significant changes expected in industrial waste. As the population grows, the amount of waste generated is expected to grow as well as it is anticipated that the top industries for employment will also grow their business to meet the region's needs.	1% - 2% Annually
2032	The municipalities and private institutions surveyed did not indicate any significant changes expected in industrial waste. As the population grows, the amount of waste generated is expected to grow as well as it is anticipated that the top industries for employment will also grow their business to meet the region's needs.	1% - 2% Annually
2037	The municipalities and private institutions surveyed did not indicate any significant changes expected in industrial waste. As the population grows, the amount of waste generated is expected to grow as well as it is anticipated that the top industries for employment will also grow their business to meet the region's needs.	1% - 2% Annually

2042	The municipalities and private institutions surveyed did not indicate any significant changes expected in industrial waste. As the population grows, the amount of waste generated is expected to grow as well as it is anticipated that the top industries for employment will also grow their business to meet the region's needs.	1% - 2% Annually
------	--	------------------

### III.B. Estimates of Current and Future Solid Waste Amounts by Type

**Table III.B.1. Current and Future Solid Waste Amounts by Type**

Waste Type	Number of Landfills Accepting Waste Type	Percent of Total Tons Disposed	Current Year	5-year Projection (tons)	10-year Projection (tons)	15-year Projection (tons)	20-year Projection (tons)
Municipal	18	59.56%	364,020	549,670	607,913	626,114	662,516
Brush	6	0.46%	2,811	4,245	4,694	4,835	5,116
Construction or Demolition	12	19.93%	121,817	183,944	203,434	209,525	221,707
Litter	3	0.32%	1,956	2,954	3,267	3,364	3,560
Class 1 Non-hazardous	1	1.13%	6,878	10,386	11,486	11,830	12,518
Classes 2 and 3 Non-hazardous	1	7.96%	48,669	73,490	81,277	83,711	88,578
Incinerator Ash	0	0.00%	0	0	0	0	0
Treated Medical Waste	2	0.00%	25	38	42	43	46
Municipal Hazardous Waste from CESQGs	0	0.00%	0	0	0	0	0
Regulated Asbestos-containing Material (RACM)	1	0.03%	201	304	336	346	366

Waste Type	Number of Landfills Accepting Waste Type	Percent of Total Tons Disposed	Current Year	5-year Projection (tons)	10-year Projection (tons)	15-year Projection (tons)	20-year Projection (tons)
Non-RACM	1	0.42%	2,569	3,879	4,290	4,419	4,676
Dead Animals	6	1.35%	8,271	12,489	13,813	14,226	15,053
Sludge	8	2.00%	12,223	18,457	20,412	21,024	22,246
Grease Trap Waste	0	0.00%	0	0	0	0	0
Septage	0	0.00%	0	0	0	0	0
Contaminated soil	1	4.03%	24,619	37,175	41,114	42,345	44,807
Tires (split, quartered, shredded)	1	0.13%	825	1,246	1,378	1,419	1,502
Pesticides	0	0.00%	0	0	0	0	0
Used Oil Filter	0	0.00%	0	0	0	0	0
Other (identify other types reported as <i>Attachment III.B.</i> )	1	2.66%	16,250	24,538	27,138	27,950	29,575
<b>Total</b>	<b>62</b>	<b>100%</b>	<b>611,139</b>	<b>922,820</b>	<b>1,020,602</b>	<b>1,051,159</b>	<b>1,112,273</b>
<input checked="" type="checkbox"/> Check box if additional details provided in <i>Attachment III.B.</i>							



### III.C. Description of Current and Planned Solid Waste Management Activities

**Table III.C.I. Current Solid Waste Management Activities in the Region**

Activity	Description
Generation	Throughout the region, our cities and/or counties manage municipal solid waste (MSW). Many of our municipalities have local ordinances in place to provide guidance for residents. According to the latest Municipal Solid Waste in Texas: A Year in Review 2020 the majority of our waste is municipal, at 59.56%. Construction and demolition was the second highest source at 19.93%, followed by Classes II and III Non-Hazardous at 7.96% and Contaminated Soil at 4.03%. The remaining waste types generated account for less than 3% of our total.
Source Separation	As a whole, the region does not practice source separation of waste types. However, some of our smaller cities and one (1) ISD, in the region, have small-scale source separation at their recycling/baling facilities. These programs educate the public on the operation and have open source separation facilities that allow the public to separate by material types accepted for recycling at their baling facilities. All of the regions recycling/baling facilities divert these materials from the region’s landfills.
Collection	The collection of MSW is primarily completed by the cities/counties themselves. However, some municipalities have contracted with private entities for collection. Throughout the region, collection begins with household and/or businesses depositing MSW into dumpsters or rollout carts. While rollout carts are typically only seen in older neighborhoods with small or no alleyways for trash trucks to navigate, the dumpster is consistently the top method of collection of MSW. Each city/county schedules their collection of MSW to coincide with the volume of MSW on their routes. Private companies that provide collection services include Republic Services, Waste Connections of Texas, Garbage Gators and Diversified Waste. Whether MSW is collected from the municipality or a private hauler, it is then taken to our region’s landfills.
Handling	There are no MSW handling facilities within the region.
Storage	There are no MSW storage facilities within the region.

Activity	Description
Transportation	<p>The region has seven (7) transfer stations. These transfer stations will then convey the MSW to a landfill in the region. The City of Amarillo and Southwest Landfill receive the majority of the MSW from transfer stations. Four of the seven transfer stations are located in areas of the region that do not have their own landfill. Therefore, the facility collects a lower tonnage of MSW while continuing to provide a disposal avenue for residents and/or businesses to get MSW to the landfills. Tri-State Recycling, a private entity, in Dallam County that collects MSW for transfer. The remaining six are all municipal owned transfer stations.</p> <p>Additional information on the region’s transfer stations is located in attachment III.C.I</p>
Processing	<p>Including the seven transfer stations, the region has nine processing stations. The only liquid waste processing facility is owned by the City of Pampa. This facility specializes in liquid-solid separation for both grease trap and grit trap wastes. Once solids are separated out, the MSW is hauled to the City of Pampa landfill. And lastly, is Biocycle, a privately owned Medical Waste Transfer Station based in Amarillo. Biocycle serves both the Texas Panhandle and South Plains as well as Kansas, Missouri, New Mexico and Oklahoma. Biocycle provides safe transfer and treatment of Regulated Medical Waste, Pathology Waste, Pharmaceutical Waste and Trace Chemotherapy Waste that has been generated at medical facilities including confidential documents. The waste is autoclaved and shredded on site with final disposal of the residue being hauled to the local landfill.</p>
Treatment	<p>There are no solid or liquid waste treatment facilities in the region.</p>
Resource Recovery	<p>Currently there are no resource recovery operations in the region. All recycling/baling operations at our cities and one ISD collect materials, separate (if not already separated at collection site) and bale. Bales are then transported to the recycling market outside of the region.</p>
Disposal of Solid Waste	<p>The disposal of MSW in the region is regulated through the local city and/or county local</p>

Activity	Description
	<p>ordinances. Collection of MSW commences thru residential and commercial collection containers. Depending on the city/county the collection is disposed of either at their own landfill or taken to a transfer station for disposal at one of the region's landfills. This process is the same whether the collection occurs by a municipality or a private hauler.</p> <p>The region has twenty-one (21) landfills and nine (9) processing facilities. The City of Amarillo and Southwest Landfill dispose of the majority of the MSW in the region. Seventeen of the landfills in the region have twenty or more years left. With the other four landfills showing five years or less of remaining life. The City of McLean has already begun the permitting process for a new cell on their landfill.</p> <p>The current disposal rate for each landfill along with their life expectancy can be found on Attachment III.C.I.</p>

**Table III.C.II. Planned Solid Waste Management Activities in the Region**

Activity	Description
Generation	Based on responses from municipalities, we do not indicate any significant change in waste generation.
Source Separation	Responses from municipalities indicated that no change is expected in current methods of source separation. As many municipalities have residents and businesses voluntarily separate MSW from brush, small limbs and lawn clippings. They indicated that those methods are currently working well.
Collection	The only changes anticipated to occur with collection would be turnover of private haulers contracts. Municipalities and private haulers alike expect no significant change to their current collection practices.
Handling	Based on survey responses Waste handling is not expected to commence within the region during the planning periods.
Storage	Based on survey responses waste storage is not expected to commence within the region during the planning periods.
Transportation	The City of Dalhart has already begun the permitting process with TCEQ and presented their application to the PRPC's RSWMAC for a new transfer station. It is anticipated that the transfer station will be completed within the next five-year planning period.
Processing	Diversified Waste Management's permit applications has been approved by TCEQ as well as presented their application to the PRPC's RSWMAC for a new medical waste facility. It is anticipated that the new medical waste facility will be completed within the next five-year planning period.
Treatment	Based on survey responses waste treatment is not expected to commence within the region during the planning periods.
Resource Recovery	The region has heard discussion on a scrap tire recycler opening operations in Wheeler County. Inquiries from the company have been made of the RSWMAC and PRPC. However, we do not yet have any date scheduled for a permit application review.
Disposal of Solid Waste	Based on survey responses disposal of solid waste is not expected to vary much from the current process. Southwest Landfill has received approval on their permit application to TCEQ to expand the number of cells for disposal. The City of Shamrock has received

Activity	Description
	TCEQ approval on their permit for a new landfill for MSW. The City of McLean has applied for a new permit on a new landfill. The City of Amarillo has plans within the next five years to get permitting on the expansion of cells at the city's landfill. These permit application approvals will enable the region to continue its disposal capacity.
<input checked="" type="checkbox"/> <b>Check box if additional information of solid waste management activities is provided as <i>Attachment III.C</i>.</b>	

### III.D. Description and Assessment of the Adequacy of Existing Solid Waste Management Facilities & Practices, and Household Hazardous Waste Programs

Table III.D.I. Adequacy of Existing Facilities and Practices

Program	Facility Adequacy	Practices Adequacy
Resource Recovery	<input type="checkbox"/> Yes <input checked="" type="checkbox"/> No, description of facility inadequacy provided in <b><i>Attachment III. D.</i></b>	<input type="checkbox"/> Yes <input checked="" type="checkbox"/> No, description of practice inadequacy provided in <b><i>Attachment III. D.</i></b>
Storage	<input checked="" type="checkbox"/> Yes <input type="checkbox"/> No, description of facility inadequacy provided in <b><i>Attachment III. D.</i></b>	<input checked="" type="checkbox"/> Yes <input type="checkbox"/> No, description of practice inadequacy provided in <b><i>Attachment III. D.</i></b>
Transportation	<input checked="" type="checkbox"/> Yes <input type="checkbox"/> No, description of facility inadequacy provided in <b><i>Attachment III. D.</i></b>	<input checked="" type="checkbox"/> Yes <input type="checkbox"/> No, description of practice inadequacy provided in <b><i>Attachment III. D.</i></b>
Treatment	<input checked="" type="checkbox"/> Yes <input type="checkbox"/> No, description of facility inadequacy provided in <b><i>Attachment III. D.</i></b>	<input checked="" type="checkbox"/> Yes <input type="checkbox"/> No, description of practice inadequacy provided in <b><i>Attachment III. D.</i></b>
Disposal	<input checked="" type="checkbox"/> Yes <input type="checkbox"/> No, description of facility inadequacy provided in <b><i>Attachment III. D.</i></b>	<input checked="" type="checkbox"/> Yes <input type="checkbox"/> No, description of practice inadequacy provided in <b><i>Attachment III. D.</i></b>
Household Hazardous Waste Collection	<input type="checkbox"/> Yes <input checked="" type="checkbox"/> No, description of facility inadequacy provided in <b><i>Attachment III. D.</i></b>	<input type="checkbox"/> Yes <input checked="" type="checkbox"/> No, description of practice inadequacy provided in <b><i>Attachment III. D.</i></b>
Household Hazardous Waste Disposal	<input type="checkbox"/> Yes <input checked="" type="checkbox"/> No, description of facility inadequacy provided in <b><i>Attachment III. D.</i></b>	<input type="checkbox"/> Yes <input checked="" type="checkbox"/> No, description of practice inadequacy provided in <b><i>Attachment III. D.</i></b>

### III.E. Assessment of Current Source Reduction and Waste Minimization Efforts, Including Sludge, and Efforts to Reuse or Recycle Waste

- Assessment of current source reduction and minimization efforts, including activities to reduce sludge, and efforts to reuse or recycle waste is provided as *Attachment III.E.*

### III.F. Identification of Additional Opportunities for Source Reduction and Waste Minimization, and Reuse or Recycling of Waste

**Table III.F.I Additional Opportunities for Source Reduction and Waste Minimization, Reuse and Recycling of Waste**

Category of Activity (Source Reduction and Waste Minimization, Reuse or Recycling of Waste)	Opportunity Name	Brief Description
Source Reduction	Used & Scrap Tire Collection/Recycling	Provide tire collection trailers or collection events in the region for used or scrap tires. Proper disposal of tires can assist in discouraging illegal dumping.
Source Reduction	Increase Recycling Access	Encourage communities in counties where no recycling is present, to develop a recycling program to increase access.
Recycling	Increase diversion of E-Waste	Develop a regional E-waste collection, transportation & disposal/recycling plan. Consider solicitations from vetted vendors for a cooperative agreement for the region.
Reuse	Develop reuse sites at recycle centers/citizen collection stations	Reuse stores are an opportunity to give a 2nd life to items that have value. Common items including furniture, bikes, tools, healthcare needs and various equipment could be utilized by another community member.

<b>Category of Activity (Source Reduction and Waste Minimization, Reuse or Recycling of Waste)</b>	<b>Opportunity Name</b>	<b>Brief Description</b>
Source Reduction	HHW collection	Creation of permanent HHW facilities in the region would be ideal, but possibly cost prohibitive. Alternative option to have HHW events periodically or rotating throughout the region. What is unable to be reused can be properly disposed of
<input type="checkbox"/> <b>Check box if additional information of opportunities and source reduction and waste minimization, reuse and recycling of waste is provided in <i>Attachment III. F.</i></b>		



### III.G. Recommendations for Encouraging and Achieving a Greater Degree of Source Reduction and Waste Minimization, and Reuse or Recycling of Waste

**Table III.G.I. Recommendations for Greater Source Reduction and Waste Minimization, and Reuse or Recycling of Waste**

1. Increase education & outreach in the region regarding recycling, reuse, and waste minimization. An increase in education on activities that promote landfill diversion can increase the life span of resources in the area. Recycling education can promote an increase in recycling action as well as decrease contamination. Reuse and waste minimization can help decrease waste before it starts. Collaborating with local school districts, civic groups and higher learning facilities to educate within the community is encouraged.
2. Develop annual events for E-waste, HHW and tire disposal/recycling options. Proper outlets for these materials can lead to a decrease in illegal dumping. Costs for such events can possibly be offset by the decreased costs of illegal dumping enforcement.
3. Consider options for additional recyclable commodities to be accepted at recycle centers throughout the region. This might include feasibility, marketability and cost analysis at various sites. Recycling options and markets change frequently, new opportunities might arise that could be added to existing programs to create further diversion in the community.
4. Seek partnerships between the municipalities and counties to increase recycling in rural/unincorporated areas or communities.
5. Identify illegal dumping “hot spots” to consider additional enforcement, education & outreach in these areas.
<input type="checkbox"/> Check box if additional details are provided in <i>Attachment III.G.</i>

### III.H. Identification of Public and Private Management Agencies and Responsibilities

- A list of public and private solid waste management agencies and their responsibilities that affect and impact solid waste management in the planning region is provided as *Attachment III.H.*

### III.I. Identification of Solid Waste Management Concerns and Establishment of Priorities for Addressing Those Concerns

**Table III.II Solid Waste Management Concerns and Priorities**

Solid Waste Management Concern	Priorities to Address the Concern
Diversion of Recyclable Materials	Educating the municipalities, schools, businesses and residents on materials that can be recycled to boost interest and maintain or commence programs to collect recyclables. Education will assist in program continuity and/or growth for years to come. Allowing greater diversion of materials from the landfills.
Improper Disposal of Tires	The region does not have a scrap tire recycler within the region itself. The provision of a facility to service the ever-increasing number of scrap tires to process and recycle materials from tires is needed. Education to the public on hazards of illegally dumped tires will assist in proper disposal.
Household Hazardous Waste	The City of Amarillo provides the only laboratory for recycling and/or disposal of household hazardous waste. The laboratory is only available to residents of the City of Amarillo. Leaving roughly half of the region’s population without access to a HHW laboratory. Additional city and/or county laboratories to divert these hazardous wastes from the landfill and water supply is needed.
E-Waste Disposal	The region lacks facilities and/or entities that collect, destroy hard drives and recycle electronic waste. Many providers are simply refurbishing electronics without offering any confirmation/certification of destruction of hard drives from waste prior to re-sale. Municipalities cannot afford the liability of collecting from businesses and residents without such certification. The region lacks facilities that provide this service. Through education, promoting the recruitment or building of an e-waste recycling facility. This is needed to properly dispose of e-waste throughout the region.

<b>Solid Waste Management Concern</b>	<b>Priorities to Address the Concern</b>
Illegal Dumping	Educating the public on the hazards of illegal dumping as well as the available options of recycling materials. Provide drop-off locations to enhance the convenience of proper disposal, especially recycling. Increase enforcement activities on illegal dumping through monitoring of high traffic dumping locations and tickets/fine in accordance with local ordinances, while educating dumpers on locations for proper disposal.
<input type="checkbox"/> <b>Check box if additional details are provided in <i>Attachment III.I</i></b>	

### III.J. Planning Areas and Agencies with Common Solid Waste Management Concerns that Could be Addressed Through Joint Action

**Table III.J.I Planning Areas and Agencies with Common Solid Waste Management Concerns**

Solid Waste Management Concern	Names of Planning Areas and Agencies that Could Address the Concern via Joint Action(s)
Diversion of Recyclable Materials	<p>Encourage greater degree of recycling. Work with municipalities and ISDs to implement and/or expand recycling efforts through use of Solid Waste Implementation Projects made possible via annual distribution of TCEQ funds as well as other funding streams or community initiative. Education of residents, businesses and students to reduce, reuse and recycle whenever possible.</p> <p>Working with local Economic Development Councils to attract recycling markets to our region would both cut down on transportation costs to market and create jobs.</p>
Improper Disposal of Tires	<p>Cities and Counties to provide awareness of proper disposal of tires through education. Work with municipalities to collect scrap tires while providing information to the public on the benefits of recycling and proper disposal. Work with potential scrap tire recycling facility, once permitted through TCEQ, to collect scrap tires for recycling.</p>
Household Hazardous Waste	<p>Providing understanding of the dangers of improper disposal of HHW as well as an avenue for alternative, natural products for use around the home, business and schools. Educating cities/counties of how a HHW laboratory can divert these hazardous wastes from our landfills.</p>

<b>Solid Waste Management Concern</b>	<b>Names of Planning Areas and Agencies that Could Address the Concern via Joint Action(s)</b>
E-Waste Disposal	Working with businesses on providing certification of destruction and/or degauss of hard drives that will provide peace of mind to anyone trying to dispose of electronic waste. Once that certification is assured the region can work together to provide drop off locations for residents and a scheduled pick-up for the e-waste providers.
Illegal Dumping	Through joint action of code enforcement, monitoring of high traffic illegal dumping locations and education, a municipality should be able to curb further illegal dumping from occurring. Convenient locations for disposal receptacles and options for drop-off of recyclable material can promote proper disposal efforts.

### III.K. Identification of Incentives and Barriers for Source Reduction and Waste Minimization, and Resource Recovery, Including Identification of Potential Markets

**Table III.K.I Incentives and Barriers for Source Reduction and Waste Minimization, and Resource Recovery**

<b>Source Reduction and Waste Minimization</b>	
Financial Incentives for Waste Minimization	Regional landfills can mitigate the types of materials disposed by increasing landfill tipping fees on certain materials to encourage waste minimization, reuse or reduction of those types of materials all together.
Scrap Tire Recycling	Municipalities can enforce or enact local ordinances that provide fines/tickets for illegal dumping to assist in mitigating this action and provide compensation to the municipality that allows clean-up efforts paid for by the illegal dumpers.
<b>Resource Recovery</b>	
Financial Incentives for Recycling	Funding or tax incentives to attract privately owned materials recovery facilities (MRF) to begin construction within the region. The high cost of transportation to a MRF is typically the most cited reason for not recycling. MRFs in the region would provide jobs, education and promote a better outlook on recycling in general.
<b>Potential Markets</b>	
Scrap Tire Processing and Recycling within the region	The high number of agricultural businesses in the region creates a higher number of tires. Without tire processing companies within the region to handle the recycling, it leads to improper disposal and illegal dumping of scrap tires. Tire processors within the region would provide jobs, education and promote scrap tire recycling as well as tire derived fuel for other MRFs.
Materials Recovery Facilities	The region is a prime location for Materials Recovery Facilities (MRF) as we are centrally located on I-40 for transportation of materials into the region. Many of our local municipalities already collect materials for recycling so the construction of a MRF within the region to process those materials while creating jobs would in turn create a better outlook on recycling.

### III.L. Regional Goals and Objectives, Including Waste Reduction Goals

**Table III.L.I Regional Goals and Objectives**

<p><b>Goal #1</b> Develop Programs that lead to waste minimization through local source reduction, recycling and composting, which conserve disposal capacity.</p>	<p><b>Objective 1.A.</b> Promote the establishment, maintenance or expansion of projects that reuse and/or recycle residential and commercial waste.</p> <p><b>Objective 1.B.</b> Support education and outreach programs to facilitate local source reduction, recycling and composting programs.</p> <p><b>Objective 1.C.</b> Promote and support private and non-profit recycling programs within the Region.</p> <p><b>Objective 1.D.</b> Local government will work towards establishing and enhancing locally operated recycling and wood-waste reduction programs.</p> <p><b>Objective 1.E.</b> Promote the construction and/or establishment of materials recovery facilities within the Region.</p> <p><b>Objective 1.F.</b> Promote clean up events for illegal dumping, as well as promote public education of issues of illegal dumping.</p>
<p><b>Goal #2</b> Develop cost-effective, efficient and environmentally suitable solid waste management systems.</p>	<p><b>Objective 2.A.</b> Develop programs with both local government and non-profit entities that leverage use of local, state and federal funding sources for MSW projects.</p> <p><b>Objective 2.B.</b> Ensure that review of permit applicants demonstrate compliance with the region’s solid waste management plan.</p> <p><b>Objective 2.C.</b> Develop programs at the regional level to facilitate cooperative and standardized approaches to providing MSW collection and transportation services.</p>

<p><b>Goal #3</b> Develop programs to assist in controlling and stemming illegal and improper disposal.</p>	<p><b>Objective 3.A.</b> Increase mutual aid between cities, counties, ISDs and water planning boards to reduce illegal dumping.</p> <p><b>Objective 3.B.</b> Support local efforts to identify illegal dumping, discourage open-burning, implement enforcement and promote proper disposal practices.</p> <p><b>Objective 3.C.</b> Promote training and education of awareness of solid waste topics and proper management of scrap tires and disposal of solid waste within the Region.</p> <p><b>Objective 3.D.</b> Through education promote the passage of local ordinances that establish litter control and illegal dumping within their jurisdiction.</p>
<p><b>Goal #4</b> Maintain administrative structures for conformance reviews and future systems operations.</p>	<p><b>Objective 4.A.</b> Maintain the region’s conformance review to ensure that all future MSW facilities meet the region’s goals.</p> <p><b>Objective 4.B.</b> Support technical studies and data collection for municipalities to plan for future landfill and MSW needs.</p>
<p><b>Goal #5</b> Develop programs that encourage proper disposal of household hazardous waste (HHW).</p>	<p><b>Objective 5.A.</b> Educate residents and businesses on the proper disposal methods of household hazardous waste (HHW) and the potential hazards of these items.</p> <p><b>Objective 5.B.</b> Promote the proper disposal through permanent collection containers.</p> <p><b>Objectives 5.C</b> Partner municipalities with commercial vendors to provide available collection and disposal avenues of HHW items</p>



### III.M. Advantages and Disadvantages of Alternative Actions

<b>Are alternative actions being considered in this plan for the regional area?</b>	<input type="checkbox"/> <b>Yes.</b> Provide details in <i>Attachment III.M.</i> <input checked="" type="checkbox"/> <b>No.</b> No further action required.
---	--

### III.N. Recommended Plan of Action and Associated Timetable for Achieving Specific Goals and Objectives

**Table III.N.I Plan of Action and Timetable for Achieving Specific Goals and Objectives**

Goal/Objective	Plan of Action	Milestone Dates
Waste Reduction	<p>The region has developed strong relationships with recycling markets through our recycling efforts started in 1996. By building upon the efforts and looking for new materials to recycle, that is both cost effective and efficient we will see a higher degree of success. The region will continue building and expanding community collection sites and develop programs for landfill diversion. The region will also encourage recycling with private companies and non-profits, giving more avenues to divert materials. Develop programs for municipalities and public/private partnerships that leverage the use of local, state, and federal funding sources for MSW projects that promote waste reduction. Ensure that the region’s goals and objectives are considered through the conformance reviews of MSW facilities. As well as permit applications are in compliance with the Regional Solid Waste Management Plan through application evaluations via the Regional Solid Waste Management Advisory Committee. Support technical studies and data collection for municipalities to plan for future landfill and MSW needs. Support local efforts at identifying illegal dumping, enforcement of proper disposal practices as well as discouragement of open-burning. Work to increase mutual aid between cities, counties, water districts and ISDs to</p>	Entire planning period 1-20 years

Goal/Objective	Plan of Action	Milestone Dates
	reduce illegal dumping. Promoting and developing programs at the regional level to facilitate both cooperative and standardized approaches in the collection of MSW and transportation. Working with municipalities to promote the passage of local ordinances to establish litter control and illegal dumping and further enforcement.	
Composting Programs for Yard Wastes and Related Organic Wastes	Increase availability of composting options through education and avenues for collection of organic wastes. Working with residents and businesses to utilized compost for beautification efforts and agricultural benefits.	Intermediate range planning period 6-10 years
Household Hazardous Waste Collection and Disposal Programs	Increasing the availability of options for residents to dispose of HHW items. Increasing the number of locations in which HHW items can be accepted and processed during our intermediate planning period will aid the region. Also working with commercial vendors to partner with municipalities to properly dispose and/or recycle HHW items.	Intermediate range planning period 6-10 years
Public Education Programs	Encourage proper disposal by educating in the ISDs and with residents and/or businesses the importance of reduction, reuse and recycling. Highlighting the impact that diversion of materials can have on the life of a landfill and how that affects a taxpayer. Collaborate with programs that promote beautification and recycling efforts.	Entire planning period 1-20 years
The Need for New or Expanded Facilities and Practices	Working with the local Economic Development Councils to attract and expand our current facilities. Development of programs at the local level to work with private businesses interested in construction of new facilities. Promoting construction and/or establishment of materials recovery facilities within the region will provide options for recovery with lower transportation costs.	Long-term planning period 11-20 years
<input type="checkbox"/> Check box if additional details are provided in <i>Attachment III.N.</i>		

**III.O. Identification of the Process that Will be Used to Evaluate Whether a Proposed Municipal Solid Waste Facility Application Will be in Conformance with the Regional Plan**

- The process that will be used to evaluate whether a proposed municipal solid waste facility application will be in conformance with the regional plan is identified in **Attachment III.O.**

**Section IV. Required Approvals**

**Table IV.I Required Approvals**

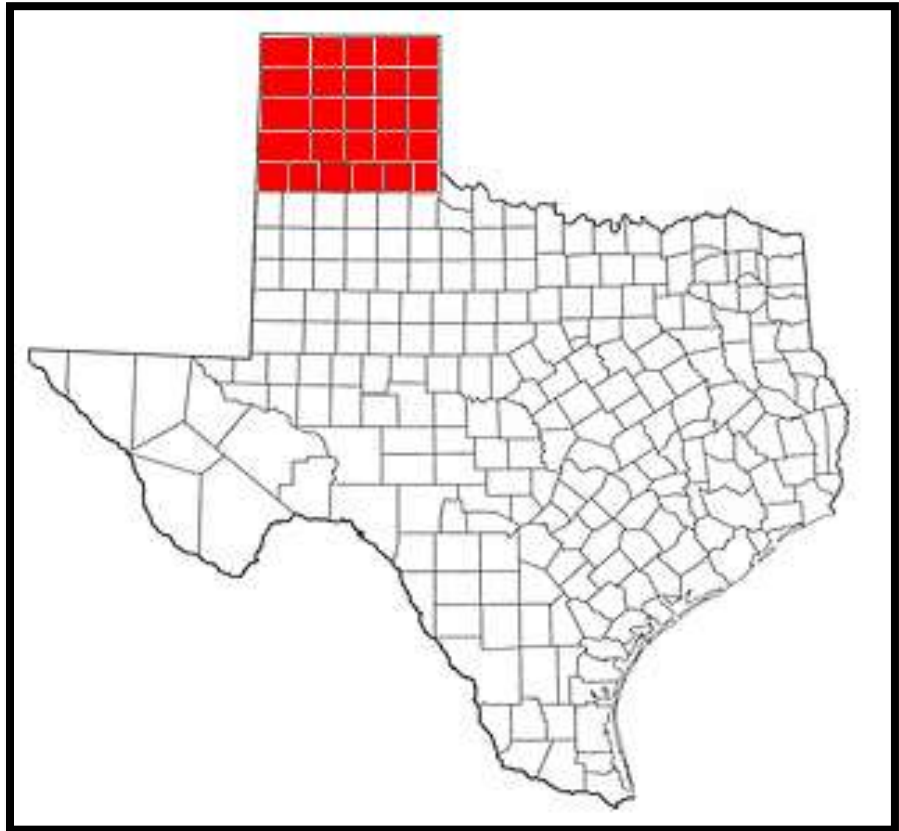
<b>Solid Waste Advisory Committee</b>	11.30.2021
<b>Public Meeting Dates</b>	11.30.2021
<b>Executive Committee</b>	12.9.2021

- Check box if local government and jurisdiction resolutions, and letters of support are included in **Attachment IV.A.**
- Public notice, agenda, public comments, and the transcript of the required public meeting are included as **Attachment IV.B.**

## Attachments

### Attachment I. Demographic Scope

This attachment provides detail around the context and decisions made in the amendment plan. The Panhandle region encompasses nearly 26,000 square miles with 26 counties. The Panhandle makes up State Planning Region 1, which includes the top 26 counties. Geographically the Region is the largest of the 24 planning regions, making up almost 10% of the State’s total acreage.



The graphic to the right illustrates the Panhandle Region in relation to the entire State of Texas. The region totals 94 member governments - including 26 counties, 62 incorporated cities, and 6 special districts. As of 2020 the total population is 447,230 according to the Texas Demographic Center<sup>1</sup>. The overall population is expected to rise 13.51% from 454,264 in 2022 to 520,042 in 2042. The following page illustrates the population projections by county.



2: Castro County; Photo Credit: Lori Gunn

<sup>1</sup> Texas Demographic Center, University of Texas at San Antonio, <http://data.danetsoft.com/txsdc.utsa.edu>

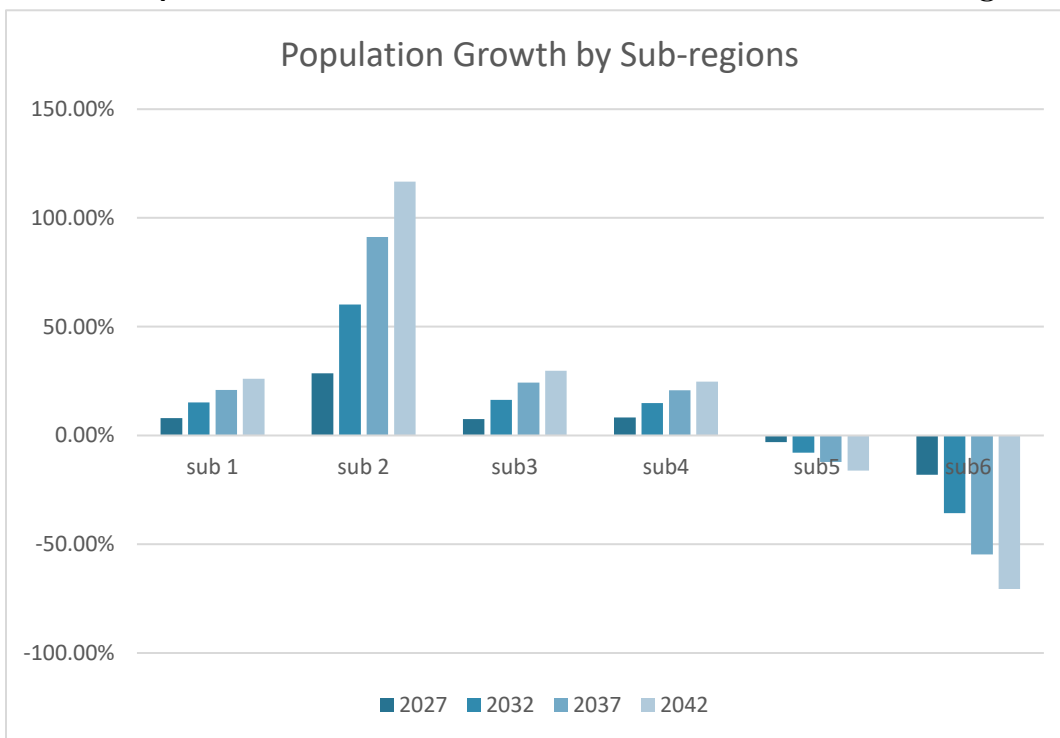
**Panhandle's Forecasted 5-year Incremental Population Changes: 2022 - 2042**

Jurisdiction	2022-2027		2022-2032		2022-2037		2022-2042	
	% Change	Pop Change	% Change	Pop Change	% Change	Pop Change	% Change	Pop Change
Armstrong County	0.15%	3	-1.64%	(32)	-3.60%	(70)	-6.63%	(143)
Briscoe County	-2.31%	(36)	-3.66%	(57)	-5.46%	(85)	-7.71%	(126)
Carson County	-1.18%	(68)	-1.91%	(110)	-2.96%	(171)	-4.85%	(308)
Castro County	-6.53%	(453)	-12.77%	(886)	-19.03%	(1,320)	-23.87%	(1,743)
Childress County	-0.62%	(44)	-0.89%	(63)	-1.49%	(105)	-2.17%	(163)
Collingsworth County	2.86%	93	4.67%	152	6.64%	216	8.26%	261
Dallam County	4.24%	312	9.13%	671	13.49%	992	17.31%	1,329
Deaf Smith County	-2.08%	(373)	-4.05%	(728)	-6.04%	(1,085)	-7.61%	(1,454)
Donley County	-4.35%	(146)	-8.82%	(296)	-12.60%	(423)	-15.79%	(554)
Gray County	5.45%	1,345	11.84%	2,924	18.59%	4,590	24.59%	6,468
Hall County	-1.00%	(33)	-2.85%	(94)	-4.72%	(156)	-6.51%	(230)
Hansford County	3.16%	186	5.74%	338	7.37%	434	8.10%	498
Hartley County	1.26%	77	1.82%	111	1.02%	62	0.31%	4
Hemphill County	15.70%	768	36.43%	1,782	58.54%	2,864	78.56%	4,111
Hutchinson County	-0.66%	(141)	-1.59%	(340)	-2.96%	(634)	-4.05%	(940)
Lipscomb County	4.13%	154	6.80%	254	8.44%	315	8.76%	331
Moore County	-0.72%	(155)	-0.78%	(167)	0.01%	2	1.43%	400
Ochiltree County	5.63%	651	11.30%	1,305	16.96%	1,959	21.26%	2,569
Oldham County	1.67%	37	2.44%	54	1.49%	33	-0.05%	(9)
Parmer County	-6.47%	(583)	-12.75%	(1,148)	-18.96%	(1,707)	-24.13%	(2,292)
Potter County	-0.13%	(156)	-0.75%	(922)	-1.98%	(2,427)	-3.20%	(4,342)
Randall County	8.65%	12,329	18.85%	26,858	30.87%	43,985	42.19%	64,545
Roberts County	1.51%	15	3.22%	32	5.33%	53	6.44%	62
Sherman County	3.13%	104	4.96%	165	6.37%	212	7.04%	235
Swisher County	-2.78%	(204)	-6.60%	(484)	-11.19%	(820)	-14.93%	(1,174)
Wheeler County	2.38%	139	4.74%	277	6.37%	372	7.55%	465
<b>Regional</b>	<b>2.60%</b>	<b>11,799</b>	<b>6.07%</b>	<b>27,574</b>	<b>9.92%</b>	<b>45,064</b>	<b>13.51%</b>	<b>65,778</b>
State of Texas	8.46%	2,595,589	17.42%	5,340,955	26.79%	8,216,374	34.68%	11,261,383

The plan covers the entire 26 county region, with all aspects of the plan including the region. For ease in navigating the large expanse, the region is broken into six sub-regions. These six sub-regions were established with the amended October 1995 plan. Below is the breakdown of the six sub-regions:

Sub-region					
1	2	3	4	5	6
Dallam	Hansford	Carson	Armstrong	Childress	Briscoe
Hartley	Hemphill	Gray	Deaf Smith	Collingsworth	Castro
Moore	Lipscomb	Hutchinson	Oldham	Donley	Parmer
Sherman	Ochiltree	Roberts	Potter	Hall	Swisher
		Wheeler	Randall		

The plan covers data at the city level, county level, sub-region level and the regional level. As you can see from the chart below, four of the sub-regions will see growth in population over the next twenty-year period.



population over the next twenty-year period. Sub-region 2 is projected to have the largest increase in population, at 116% by 2042. However, sub-regions five and six will see reductions. Projected to be as much as 70% drop in 2042 in sub-region 6. As populations change so will the tonnage of

municipal solid waste (MSW) disposed and/or recycled.

Overall, we can expect that the region’s landfills will see increases in the amount of waste disposed of annually over the next twenty-years. This trend is of importance when evaluating the lifespan of the region’s landfills. Some may see that they have a significantly shorter amount of time left than originally projected. This highlights that our jurisdictions should continue to monitor tonnage amounts, cover utilized and ensure that they are preparing ahead of time for meeting disposal limits. This allows for local governments to make adjustments in permitting new cells at landfills that

have additional cell space or altogether looking at new permitted sites for landfilling in the future.

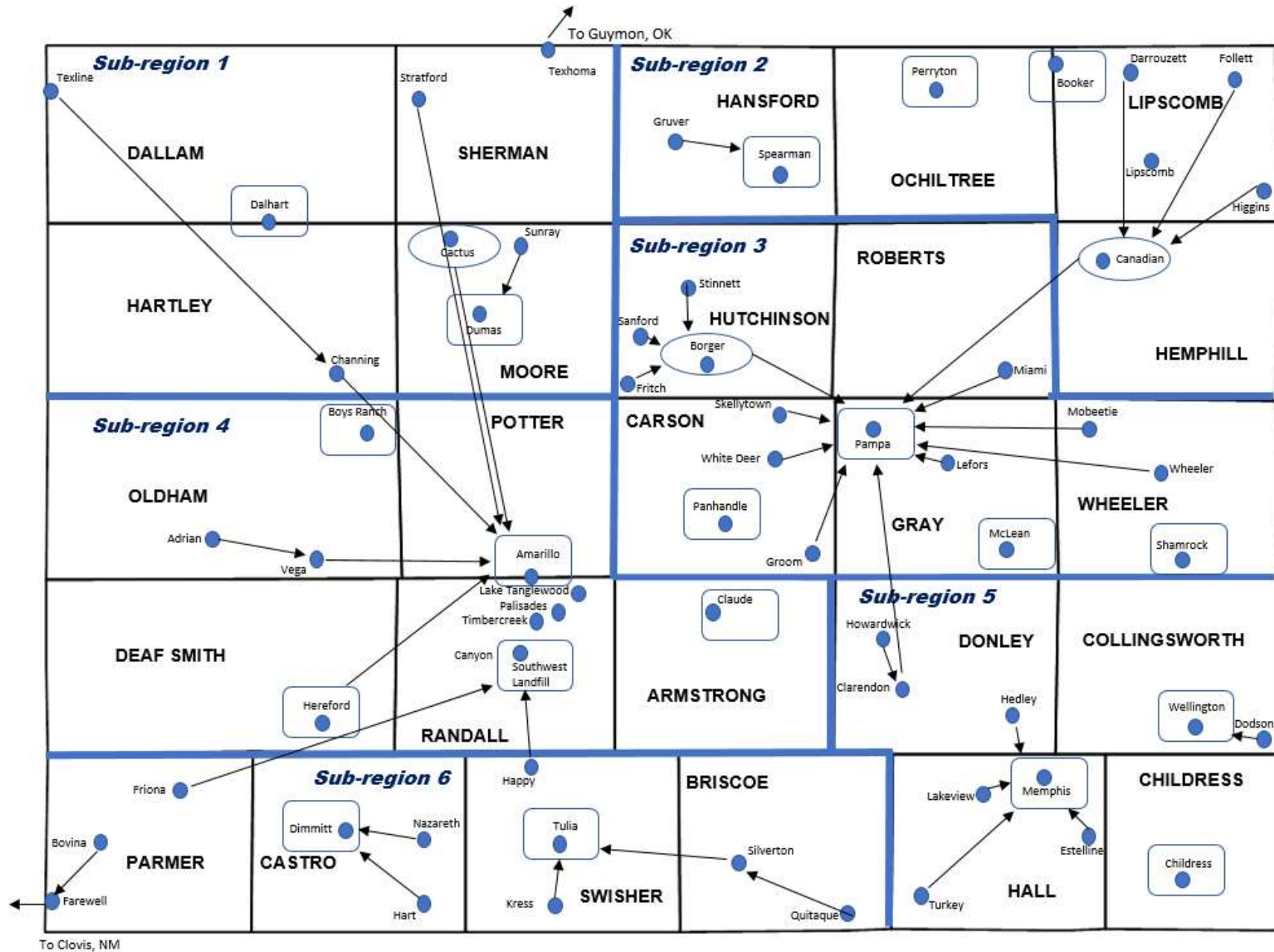
The chart below indicates both the total number of years remaining within each sub-region's landfills as well as the average number of years remaining. These numbers were taken from TCEQ's MSW Landfills – Monofills Report. The chart of the next page illustrates the reported landfill in each sub-region as well as each facility's number of years remaining as reported to TCEQ.

	Average Number of Years Remaining	Total Number of Years Remaining
Sub-region 1	49.20	147.6
Sub-region 2	33.33	100
Sub-region 3	45.64	228.2
Sub-region 4	46.60	233
Sub-region 5	68.67	206
Sub-region 6	63.50	127



	Landfill Facility Type	Number of Years Remaining
<b>Sub-region 1</b>		
City of Dalhart	1 AE & 4 AE	34.6
City of Dumas	1	110
City of Dumas	4AE	3
<b>Sub-region 2</b>		
City of Perryton	1 AE & 4 AE	50
City of Booker	1AE	49
City of Spearman	1AE	1
<b>Sub-region 3</b>		
City of McLean	1AE	4
City of Pampa	4AE	70
City of Pampa	1	81.2
City of Shamrock	1AE	23.2
City of Panhandle	1AE	49.8
<b>Sub-region 4</b>		
City of Amarillo	1	144
Armstrong County	4AE	20
City of Hereford	4AE	22
Cal Farley's Boys Ranch	4AE	42
Republic Services	1	5
<b>Sub-region 5</b>		
City of Wellington	1AE	44
City of Childress	1 AE & 4 AE	116
City of Memphis	1AE	46
<b>Sub-region 6</b>		
City of Dimmitt	1AE	82
City of Tulia	1 AE & 4 AE	45

The sub-regions become even more prevalent as we look at the waste stream flow throughout the region. The next page illustrates how municipal solid waste (MSW) moves from jurisdictions to the region's landfills. While there is some overlap from sub-regions within the region as a whole, for the most part the waste tends to stay within the sub-region in which it was generated. After the waste stream flow chart is the region's facilities by type and location. This chart highlights why we see some MSW transported from smaller sub-regions into others. Both the City of Amarillo and Republic Services are located in Sub-region 4. These two landfills are the largest in the region. In addition to size, these two landfills accept waste from both businesses and the public. Whereas the other landfills typically only accept waste from their citizens or businesses within their city limits.



Panhandle Waste Management Facilities



-  Type 1 Landfill(4)
-  Type 4AE Landfill (5)
-  Monofill (1)
-  Type 5GG Processing Facility (1)
-  Type 1AE Landfill (8)
-  Type 1AE & 4AE (4)
-  Type 5TS Processing Facility (7)
-  Type 5AC Processing Facility (1)

**Attachment III.B.**

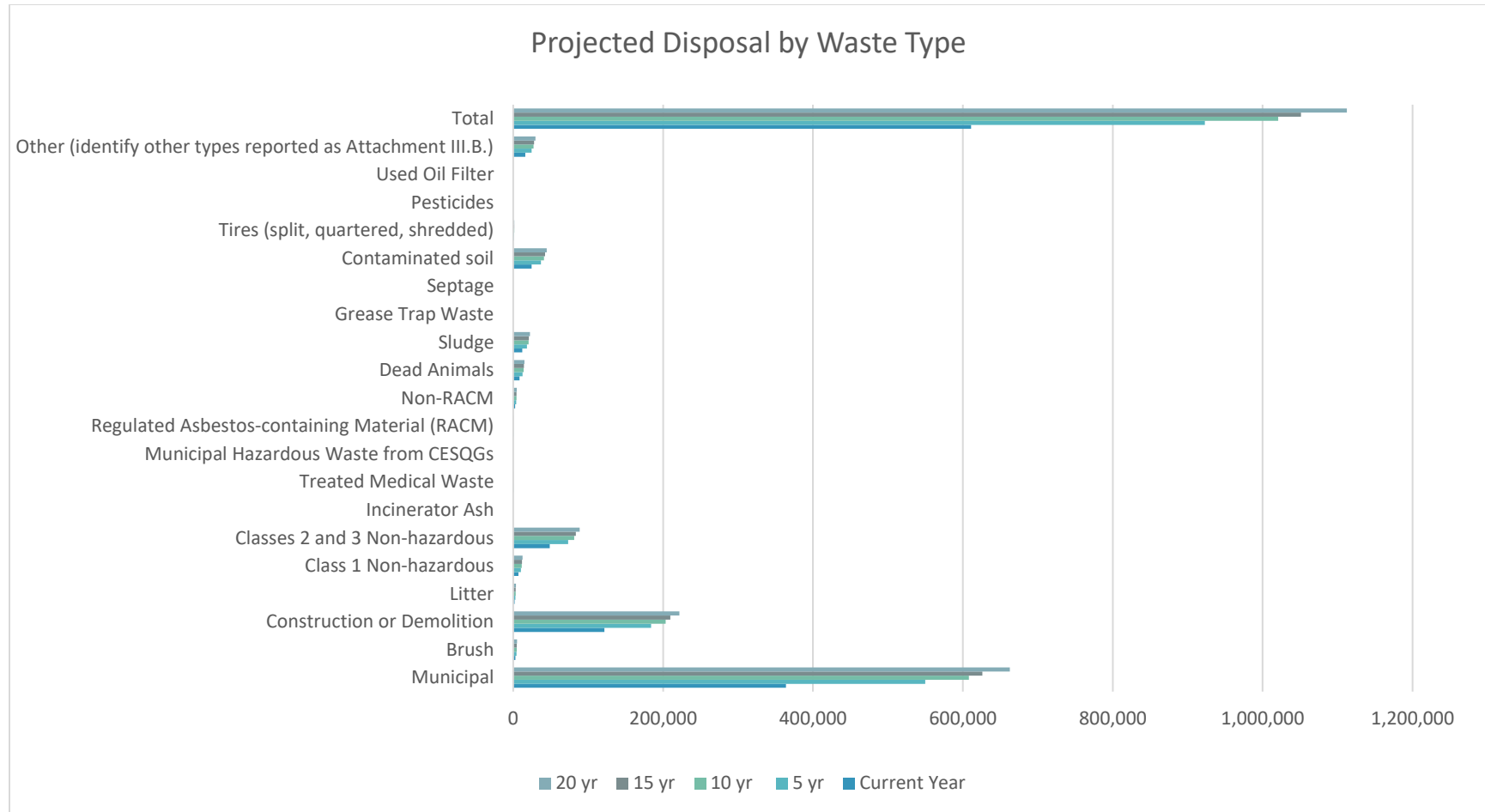
The twenty-year plan looks to evaluate the current and projected waste amounts throughout the period in five-year increments. In the development of the plan, we studied the data already gathered such as demographics, waste types as well as recycling rates. Based on data from the Secretary of State the region is expected to have similar business growth as we have had in the last planning period. That combined with the population expectation, we extrapolated the projected waste volumes and types. Those are shown in Table III.B.1. That table lists other waste types disposed at the landfills: which include Street Sweepings, Off Spec Material, Plant Trash, Sand Blast, Agricultural Waste, Debris, Rubber, Solids. The next chart gives a population comparison next to the projected increase in waste disposal.

Year	Population Projection	Population Growth Rate	Total Waste Disposed	% Increase in Waste Disposal
2022	454,264	.337%	611,139	
2027	466,063	.514%	922,820	51%
2032	481,838	.667%	1,020,602	67%
2037	499,328	.715%	1,051,159	72%
2042	520,042	.816%	1,112,273	82%



3: Looking North from City of Perryton Water Tower; Photo Credit: Shane Brown

To give further detail the below chart illustrates waste types disposed over each five year increment.



As the population continues to grow so too does the amount of waste needing to be disposed. The region needs to continually analyze the available capacity at the current landfills but also project any increases in the rate of disposal to account for the growth in population. This will avoid running out of landfill space but also highlight the need for diversion activities.

## Attachment III.C.I

## Transportation

The nine (9) processing facilities in the region allow the movement and disposal of MSW to our region's landfills for those municipalities that do not operate their own landfill. The table below indicates the processing facility and the landfill to which their MSW is transported.

Table III.C.I (a)		
Processing Facility	Annual Tonnage Transferred	Disposal/Landfill Location
Tri-State Recycling	10,992	City of Amarillo
City of Clarendon MSW Transfer Station	1,721	City of Memphis MSW Landfill
City of Pampa Liquid Waste Processing Facility		City of Pampa MSW Landfill
City of Canadian Transfer Station	3,020	City of Pampa
City of Borger Transfer Station	18,149	City of Borger & Southwest Landfill
City of Cactus Transfer Station	2,818	City of Dumas Landfill
City of Amarillo Municipal Solid Waste Transfer Station	152,576	
Biocycle	2,208	City of Amarillo & Southwest Landfill
City of Stratford MSW Transfer Station	2,523	City of Amarillo

Data from the MSW A Year in Review: 2020 provided the following data for our region's landfills and processing facilities. The annual tonnage amount:

Facility Name	Facility Type	A) Total Tons Disposed	B) Estimated Compaction Rate (lbs/yd3)	H) Current FY's Remaining Capacity (yd3)	I) FY's Remaining Capacity (Tons)	J) Remaining Years at Current Performance (years)
City of Amarillo Landfill	1	281,324	1,306	62,013,561	40,494,855	144
City of Hereford Municipal Solid Waste Landfill	4AE	2,556	850	239,399	101,745	22
Claude/Armstrong County Landfill	4AE	2,148	500	180,461	45,115	20
City of Dimmitt Municipal Solid Waste Landfill	1AE	4,999	750	1,098,614	411,980	82
City of McLean Landfill	1AE	849	800	535,224	214,090	4
City of Pampa	4AE	3,079	1,000	430,910	215,455	70
Cal Farley's Boys Ranch Landfill	4AE	500	400	111,300	22,260	42
Perryton Municipal Solid Waste Landfill	1 AE & 4 AE	9,432	800	1,254,748	501,899	50
City of Wellington Municipal Solid Waste Landfill	1AE	3,996	800	436,869.59	174,748	44
City of Tulia Landfill	1 AE & 4 AE	6,705	850	689,480.1	293,029	45
City of Dalhart Municipal Solid Waste Landfill	1 AE & 4 AE	12,356	785	1,090,463.3	428,007	34.6
City of Panhandle Municipal Solid Waste Landfill	1AE	2,350	550	426,144	117,190	49.8
Southwest Landfill TX	1	190,124	1,372	1,378,098	945,375	5

Facility Name	Facility Type	Total Tons Disposed	Estimated Compaction Rate (lbs/yd3)	Current FY's Remaining Capacity (yd3)	FY's Remaining Capacity (Tons)	Remaining Years at Current Performance (years)
City of Booker Landfill	1AE	1,758	850	416,586.05	177,049	49
City of Pampa Municipal Solid Waste Landfill	1	47,376	947	8,121,529	3,845,544	81.2
City of Childress Municipal Solid Waste Landfill	1 AE & 4 AE	6,804	800	2,309,194	923,678	116
City of Memphis Municipal Solid Waste Landfill	1AE	7,482	800	860,881	344,352	46
City of Dumas Landfill	1	15,832	1,150	8,036,614	4,621,053	110
City of Shamrock Municipal Landfill	1AE	3,802	800	220,872.91	88,349	23.2
City of Dumas Municipal Solid Waste Landfill	4AE	2,855	800	194,408	77,763	3
City of Spearman Municipal Solid Waste Landfill	1AE	4,812	1,000	526,939.868	263,470	1



### Attachment III.D.I

#### Resource Recovery

Currently there are no resource recovery operations within the region. Many of our municipalities and one (1) ISD currently collect materials for baling that is then transported to the recycling market. Most of these materials are transported out of state to either Oklahoma or Louisiana for recycling. Survey responses from both municipalities and private individuals show an interest in the region having a local recycling operation. Survey respondents indicated a desire to divert materials from our landfills for recovery and noted that transportation costs would greatly diminish should the region have their own operations. A scrap tire recycler has begun collecting data from our municipalities about tonnage amounts. They have indicated that they are in the process of working on a permit application with TCEQ. However, PRPC has not received any request for the RSWMAC to review a permit application as of the date of this report.

#### Household Hazardous Waste Collection

The City of Amarillo provides a drop off location at their Environmental Laboratory for residents of the city to dispose of household hazardous waste. Because it is for residents only, the drop off is limited to five-gallon quantities or less. The items cannot be associated with business activities and must have original labels for identification of product. Any items recycled by the laboratory can be obtained free of charge at the laboratory. Those items accepted are listed in the table below:

City of Amarillo HHW accepted items:
Pesticides
Herbicides
Latex Paint
Solvent Based Paint
Paint Products (stains, etc.)
Antifreeze
Brake Fluid
Other Automotive fluids
Household cleaning products

## Household Hazardous Waste Disposal

Only two (2) landfills in the region dispose of household hazardous waste, the City of Amarillo and Southwest Landfill. Many of our smaller municipalities, provide drop off locations for used motor oil. When the container is full the municipality will have the used motor oil recycled. The two recyclers that service the region are ThermoFluids and Safety Kleen. However, the overall lack of collection of household hazardous waste in the region is resulting in higher disposal rates within our landfills. Additional facilities that process household hazardous waste is needed in the region.

### Attachment III.E

#### Current Source Reduction and Waste Minimization Efforts, Including Sludge, and Efforts to Reuse or Recycle Waste

a) Source Reduction and Minimization Efforts

Local ordinances at our municipalities dictate any source reduction for businesses. Based on survey responses, none of the region's cities and/or counties currently have source reduction ordinances in place. While residents and businesses are encouraged to minimize use, municipalities are seeing more success in recycling materials. The region's recycling efforts are further addressed in III.E.(c) below.

Responsible materials management is the main objective for the Panhandle Regional Planning Commission's Panhandle Environmental Partnership. This group of Panhandle communities actively promotes source reduction & recycling, while considering cost effectiveness and practicality. They have been able to make great strides in the region with 15+ communities operating drop-off recycling programs for items such as paper and cardboard, and 14 operating yard waste/brush diversion programs. While there is more great work to be done, the distance to markets and lack of local vendors for items such as E-waste, HHW, plastics recycling etc. has created a barrier for financially viable, additional opportunities in the region.

Multiple municipalities offer community drop-off recycling programs, some of which have been operating for over 20 years. These sites primarily recycle cardboard and paper, due to the lack of volume in plastics, which also have a much further distance to market than the fiber products. If metals are recycled, the use of local markets are favorable. Amarillo currently offers cardboard recycling for residents with various drop-off sites throughout the city.

Amarillo is the largest city in the region and has access to several services not often found in the rest of the region. They offer bulky waste pickup on request, have an outlet for E-waste, C&D waste, white goods and various hazardous materials. They also have a site where residents can drop-off yard waste/brush and food waste for composting. While various entities have sites for their yard waste/brush to be reused and diverted from the landfill, Amarillo is the only one where food waste is also collected at the site.



b) Sludge

Many of our local governments operating wastewater treatment plants have disposal arrangements in place for any plant waste that occurs. However, the use of a facultative lagoon system at most of our plants has resulted in no need for sludge disposal.

The disposal of grease and grit trap waste is most often handled by the region's private sector. The local governments do not make provisions for these waste types and leave the responsibility up to the business owners and/or homeowners to ensure that they properly dispose of these waste types. Private haulers transfer both grease and grit trap waste to the City of Pampa's Liquid Waste Processing Facility or out of region. After it is processed the MSW is then disposed of in the landfill.

Collected septic waste is deposited into the region's municipally operated wastewater treatment plants or a private registered processing facility outside of our region.

The table below indicates those known registered haulers or wastewater sludge, grease and grit trap waste as well as septic waste.

OPERATOR NAME	TCEQ ID #	SITE ADDRESS	WASTE TYPE(S)
Golden Spread Septic Tank & Pumping	20172	106 Rendezvous Amarillo, TX 79108	Septic Tank Waste Grease Trap Waste Grit Trap Waste
TCB Enterprises	20272	711 Moody St Borger, TX 79007	Septic Tank Waste
Allens Tri State Mechanical Inc.	20289	404 S Hayden Amarillo, TX 79101	Septic Tank Waste Grease Trap Waste Grit Trap Waste OT
Hereford Septic Tank Service	20331	334 Avenue J Hereford, TX 79045	Septic Tank Waste Grease Trap Waste Grit Trap Waste
B&B Septic Systems	20338	9001 S Osage St. Amarillo, TX 79118	Septic Tank Waste Grease Trap Waste Grit Trap Waste Wastewater Treat. Plant Sludge
Jess Pumping Service Inc.	20619	530 Lisa Lane Canyon, TX 79105	Septic Tank Waste Grease Trap Waste Grit Trap Waste
Pete Watts Septic Service	20691	1219 E Francis Pampa, TX 79065	Septic Tank Waste Grease Trap Waste Grit Trap Waste
Jack's Car Wash	20747	1815 Apache Dr Dalhart, TX 79022	Water Supply Treat. Plant Sludge
Greasetrap Services of Amarillo	20902	16800 FM 2186 Amarillo, TX 79119	Septic Tank Waste Grease Trap Waste Grit Trap Waste

OPERATOR NAME	TCEQ ID #	SITE ADDRESS	WASTE TYPE(S)
Panhandle Portable, Inc.	21331	719 Main St Stinnett, TX 79083	Septic Tank Waste Chemical Toilet Waste
Boyd's Backhoe Service	21369	8711 State Hwy 136 Amarillo, TX 79108	Septic Tank Waste Grease Trap Waste Grit Trap Waste
T&J Pumping	21374	228 Cheyenne Canadian, TX 79014	Septic Tank Waste
Williams, C. E.	21482	821 N 9th Canadian, TX 79014	Septic Tank Waste
Boyd, Daniel	21532	403 Airport Rd Spearman, TX 79081	Septic Tank Waste
A-1 Rocket Industries, Inc.	22032	2214 S. Buchanan St. Amarillo, TX 79109	Chemical Toilet Waste
City of Amarillo	22079	3700 SE Loop 335 Amarillo, TX 79118	Grit Trap Waste Water Supply Treat. Plant Sludge Wastewater Treat. Plant Sludge
Murrell and Sons Pumping Service	22193	Rd. X N. Hwy 87 Kress, TX 79052	Septic Tank Waste
Red River Authority of Texas	22236	412 7th St NE Childress, TX 79201	Wastewater Treat. Plant Sludge
Champion Enterprises	22276	3101 Amarillo Blvd. E Amarillo, TX 79107	Septic Tank Waste Grease Trap Waste Grit Trap Waste
Blackie's Pump Service	22311	212 North James Spearman, TX 79081	Septic Tank Waste

OPERATOR NAME	TCEQ ID #	SITE ADDRESS	WASTE TYPE(S)
Godfrey, Patrick C.	22327	1609 W Noel St Memphis, TX 79245	Septic Tank Waste
Borger, City of	22461	600 N. Main Borger, TX 79007	Wastewater Treat. Plant Sludge Water Supply Treat Plant Sludge
Dalhart, City of	22473	200 Olive Avenue Dalhart, TX 79022	Wastewater Treat. Plant Sludge
Perryton, City of	22478	2 Nth Amherst Perryton, TX 79070	Wastewater Treat. Plant Sludge
Waste Wranglers, Inc.	22519	500 McCafe Lane Amarillo, TX 79118	Septic Tank Waste Grease Trap Waste Grit Trap Waste Chem. Toilet Waste Wastewater Treat. Plant Sludge Water Supply Treat Plant Sludge
B & J Pumping Service	22597	1301 S Barrett Pampa, TX 79065	Septic Tank Waste
City of Wheeler	22640	505 S Alan Bean Blvd Wheeler, TX 79096	Wastewater Treat. Plant Sludge
City of Panhandle	22642	201 Euclid Panhandle, TX 79068	Wastewater Treat. Plant Sludge
C'S Portable Services	22698	600 Phillips Dr Dumas, TX 79029	Chemical Toilet Waste
Canadian, City of	22701	6 Main Street Canadian, TX 79014	Wastewater Treat. Plant Sludge

OPERATOR NAME	TCEQ ID #	SITE ADDRESS	WASTE TYPE(S)
NPS - Lake Meredith Rec Area	22733	419 E Broadway Fritch, TX 79036	Chemical Toilet Waste
City of Hereford	22756	15th St & Progressive Hereford, TX 79045	Wastewater Treat. Plant Sludge
Bryer's Septic Tank Service	22792	Hwy 136 & Matador Fritch, TX 79036	Septic Tank Waste
Odom Cess Pool	22878	15683 FM 1062 Canyon, TX 79015	Septic Tank Waste
City of Darrrouzett	23006	111 West Texas Ave Darrrouzett, TX 79024	Wastewater Treat. Plant Sludge
Dumas Pumping Service	23012	306 Bruce Dumas, TX 79029	Septic Tank Waste Grease Trap Waste Grit Trap Waste
City of Higgins	23024	201 North Main Street Higgins, TX 79046	Wastewater Treat. Plant Sludge
Talon/LPE	23067	601 Southwest 9 <sup>th</sup> Avenue Amarillo, TX 79101	
Precision Pumping	23078	13301 S Osage St. Amarillo, TX 79118	Septic Tank Waste
Pam Tex Portables	23138	513 W Wilks Pampa, TX 79065	Septic Tank Waste Chem. Toilet Waste
City of Booker	23192	214 S Main Booker, TX 79005	Wastewater Treat. Plant Sludge



c) Reuse and Recycling Waste

Since 1996 the Panhandle region has made efforts to divert waste from the landfill and get the materials to the recycling markets for reuse. The very rural nature of the region has required the region to work together in the early years as efforts were made to move materials to market. As programs have grown, we see direct hauls to the market occur every month. All of the recycling services made available to residents can be attributed to state grant funds getting allocated to the region for recycling and waste reduction projects. Another factor in the success of the panhandle’s recycling efforts is the end-market buyer being willing to accept and pay market price for materials collected, baled and transported. Over the years our programs have become more and more efficient and have expanded the types of materials that they are able to collect, bale and transport to the market. These programs have contributed to extending the life of our region’s landfills. The table below illustrates the programs currently operating recycling services in the panhandle as a result of these grants initiatives.

Recycling Programs			
Program Name	Year Established	Materials Recycled	Program Description
City of Amarillo	1997	Aluminum Cardboard Food waste Scrap Tires Used Motor Oil/Oil Filters	The largest City in the region, Amarillo provides drop-off locations for residents to deposit cardboard, aluminum and used motor oil for recycling. At the city’s landfill, scrap tires are removed from waste and transported to a facility for recycling. The city also provides two locations open to the public for residential brush, limb and yard waste disposal. Once the yard waste and limbs are processed, residents can pick up wood chips free of charge.

Recycling Programs continued			
Program Name	Year Established	Materials Recycled	Program Description
City of Borger	2001	Scrap Metal	Borger operates the region’s most comprehensive composting program. They have been working with yard waste from City-owned property for many years but recently started canvassing the residential areas with yard waste dumpsters so they can claim that waste stream and avoid hauling and landfilling it in the Pampa Landfill. Borger has a full-scale screening operation that refines the compost into a garden-variety compost material for City properties and resident use.
City of Bovina	2006	Scrap Tires Used Motor Oil	The small community of Bovina has recycled used motor oil for many years and recently added a scrap metal roll-off for residents to drop off for recycling.
City of Canadian	1997	Cardboard Mixed Paper Plastics Scrap Metal Scrap Tires Used Motor Oil/Oil Filters	Canadian is a city on the forefront of innovation in so many ways. They have been recycling since 1997 and were one of the first communities to accept plastics for recycling.
City of Canyon	2000	Scrap Metal	The City uses a 59 Cubic Yard Roll-Off to collect scrap metal and appliances for recycling.
City of Channing	1999	Scrap Metal	The small community of Channing recycles scrap metal and is open to all of Hartley and Dallam County residents at no charge.

Recycling Programs continued			
Program Name	Year Established	Materials Recycled	Program Description
City of Childress	1999	Cardboard Mixed Paper	The City provides specified dumpsters for their business owners to separate cardboard so the City can collect, bale and market cardboard.
City of Clarendon	1999	Cardboard Mixed Paper Scrap Metal Scrap Tires Used Motor Oil/Oil Filters	The City provides specified dumpsters for their business owners to separate cardboard so the City can collect, bale and market cardboard.  The City also operates a yard waste dumpster program in the city to allow residents to separate their grass clippings, leaves and small limbs. The City operates a small composting program
City of Dalhart	2000	Cardboard Mixed Paper Scrap Tires Scrap Metal	A feasibility study preformed in 2008 showed the City could greatly extend the life of their landfill and stay under their permitted 20 tons a day by increasing their recycling efforts. Dalhart now offers residents and business owners multiple ways to separate materials from their municipal waste. The City utilizes cardboard dumpsters throughout their growing business district, they have the entire City covered by yard waste dumpsters and they offer multiple types of paper separation for the schools, businesses and residents.

Recycling Programs continued			
Program Name	Year Established	Materials Recycled	Program Description
Deaf Smith County	2011	Scrap Tires	The County operates a scrap tire collection and recycling program. The County purchased a scrap tire trailer in the FY 2011 SW Grant Program and it is available for all county residents.
City of Dimmitt	2005	Cardboard Scrap Metal Scrap Tires Used Motor Oil/Oil Filters	The City provides specified dumpsters for their business owners to separate cardboard so the City can collect, bale and market cardboard.
City of Dumas	1999	Cardboard Mixed Paper Scrap Metal Scrap Tires Used Motor Oil/Oil Filters	The City of Dumas is the most diverse recycling program in the region. It recycles cardboard like cost communities but also collects and bales clothing, shoes and household items through Charity Shoes and Clothing in the Dallas area.
City of Friona	2011	Cardboard Scrap Metal Scrap Tires Used Motor Oil	Friona has recycled scrap metal for many years and expanded with a new Used Motor Oil Collection/Recycling equipment and Scrap Tire Trailer that they will make available to the entire county.
City of Fritch	1996	Cardboard Mixed Paper Scrap Metal Used Motor Oil	They recycle mostly cardboard, newspaper and office paper. Fritch has always been eager to help the regional recycling efforts in every way possible.

Recycling Programs continued			
Program Name	Year Established	Materials Recycled	Program Description
City of Groom	2001	Used Motor Oil/Oil Filters	The small community of Groom has recycled used motor oil for many years.
City of Gruver	1996	Cardboard Mixed Paper Plastics Scrap Metal Scrap Tires Used Motor Oil/Oil Filters	Gruver has a long-standing recycle center that is based on Citizen Drop Offs for residents and business owners to drop off, three types of plastics, tin cans, aluminum. The City also has a comprehensive yard waste dumpster program and diverts that material from the landfill. They City received a FY 2012 grant to construct additional storage space so they can collect and store electronics from their residents and send the load to market when they have a full load.
City of Happy	1994	Scrap Metal	The small community of Happy has recycled scrap metal for many years.
City of Hart	2004	Scrap Metal	The small community of Hart has recycled scrap metal for many years.
City of Hedley	1996	Scrap Metal	The small community of Hedley has recycled scrap metal for many years.
City of Higgins	1998	Scrap Metal	The small community of Higgins has recycled scrap metal for many years.

Recycling Programs continued			
Program Name	Year Established	Materials Recycled	Program Description
Kiowa Recycling Center/Booker ISD	2010	Cardboard Mixed Paper Plastics	This program was established by six senior boys in a 2009 Environmental Science Class. The guys determined the community needed a recycling center so they started talking to everyone that would listen! They got the Chamber to donate land, the Economic Development Board to donate funds to build a building. PRPC transferred a baler, skid loader and a recycle trailer that was not being used by another jurisdiction and they wrote and received a SW Grant from PRPC in 2011 to purchase an industrial paper shredder to add to their textbook recycling program.
City of McLean	1993	Scrap Metal	The small community of McLean has recycled scrap metal for many years.
City of Memphis	2001	Cardboard Scrap Metal Scrap Tires	The City of Memphis operates their own landfill and they understand the benefit of reducing the amount of waste through recycling. The City was approved for a PRPC SW grant to construct a new recycling facility in 2010 and they have been collecting cardboard throughout their business district.
City of Pampa	1999	Cardboard Mixed Paper Plastics Scrap Metal Scrap Tires Used Motor Oil/Oil Filters	The City of Pampa received a SW Grant from PRPC in 2011 to construct a new recycle center and they started sending cardboard almost right away! The City owns their own landfill and saw a 4,000 pound decrease in landfilling in their first month of operation.

Recycling Programs continued			
Program Name	Year Established	Materials Recycled	Program Description
City of Panhandle	1999	Cardboard Mixed Paper Scrap Metal Scrap Tires Used Motor Oil/Oil Filters	<p>Panhandle has a long-standing program that is pretty comprehensive. They have the largest junk mail and magazine recycling program and send many pallet boxes to be recycled instead of to their landfill. Panhandle recycles cardboard and all paper products as well. Panhandle works with other communities in the county and goes to pick-up materials. They also work closely with Pantex on recycling cardboard and other materials.</p> <p>Panhandle served as a pilot program for the Scrap Tire Recycling Process that is now in place in multiple cities across the region.</p>
City of Perryton	1997	Cardboard Scrap Metal Used Motor Oil/Oil Filters	<p>Perryton has a long-standing program that works on a citizen dumpster concept. There is a bank of dumpsters available for residents to deposit their cardboard, newspapers, paper, metals and clothing.</p> <p>The City also operates a yard waste dumpster program in the city to allow residents to separate their grass clippings, leaves and small limbs. The City operates a small composting program</p>

Recycling Programs continued			
Program Name	Year Established	Materials Recycled	Program Description
City of Silverton	2004	Scrap Metal	The small community of Silverton is one of three communities that work together to accomplish goals! Silverton, Quitaque and Turkey line the southern edge of the region and they share a chipper to divert limbs from the landfill.
City of Skellytown	2012	Aluminum Mixed Paper	Skellytown received a SW Grant to refurbish a donated recycle trailer from the City of Borger to make recycling available and the materials will be taken to Fritch for baling and marketing.
City of Spearman	1997	Scrap Metal Scrap Tires Used Motor Oil/Oil Filters	The City of Spearman operated their own landfill so they know first-hand the value of reducing the amount of material that goes in the ground. Spearman has recycled cardboard for many years and received a SW Grant in 2012 to grind and recycle a massive pile of concrete left over from a demolition project. The material will be distributed in alleyways across the city to fill potholes and as cover for City and resident vehicles.
City of Stratford	1998	Cardboard Mixed Paper Scrap Metal Used Motor Oil	Stratford has a long-standing recycle program. Stratford used a landfill two states away in Kansas so it benefits them to separate and recycle as much as possible.



Recycling Programs continued			
Program Name	Year Established	Materials Recycled	Program Description
City of Sunray	2008	Aluminum Cardboard Mixed Paper Plastic	Sunray received a SW Grant in 2009 to construct a citizen’s drop off recycle center on the edge of the community. The response was so great they quickly requested additional funds for cardboard and plastic storage. This year the City received a grant to purchase a new baler since they started their program with a used one that was no longer being used.
City of Turkey	2011	Scrap Metal	The small community of Turkey was the recipient of the 2011 Recycling Award for the most recycled per capita. The City did a community clean-up initiative last year and send about 8 loads of metal to the recycler. Turkey proves you can do big things in a little community! Turkey is one of three communities that work together to accomplish goals! Silverton, Quitaque and Turkey line the southern edge of the region and they share a chipper to divert limbs from the landfill. They also worked together to participate in the Electronics Recycling events.

Recycling Programs continued			
Program Name	Year Established	Materials Recycled	Program Description
City of Wheeler	1996	Cardboard Scrap Metal Used Motor Oil/Oil Filters	Wheeler was running a cardboard recycling program for their businesses for a number of years. They allowed businesses to bring their cardboard to an enclosed trailer at the City offices and then staff would take the full trailer to a neighboring recycling community. In FY 2010 Wheeler received a SW Grant to purchase their own baler so they could reap the benefits of recycling cardboard instead of giving their proceeds away.

The map on the following page illustrates both the recycling and composting programs throughout the region.

## Recycling / Diversion Activities in the Panhandle

<p>● Texline</p> <p style="text-align: center; font-size: 1.2em;">Dallam</p> <p style="text-align: center;">   <span style="color: green;">Dalhart ●</span> </p>	<p style="text-align: center;">Texhoma ●</p> <p style="text-align: center; font-size: 1.2em;">Sherman</p> <p style="text-align: center;"> <span style="color: green;">● Stratford</span> </p>	<p style="text-align: center;">   <span style="color: green;">Gruver</span> </p> <p style="text-align: center; font-size: 1.2em;">Hansford</p> <p style="text-align: center;"> <span style="color: green;">● Spearman</span> </p>	<p style="text-align: center;">   <span style="color: green;">Perryton</span> </p> <p style="text-align: center; font-size: 1.2em;">Ochiltree</p> <p style="text-align: center;">   <span style="color: green;">● Booker</span> </p> <p style="text-align: center;">             Darrouzett  <span style="font-size: 1.2em;">Lipscomb</span>              Lipscomb              Higgins ●         </p>
<p style="text-align: center; font-size: 1.2em;">Hartley</p> <p style="text-align: center; color: green;">Channing ●</p>	<p style="text-align: center;">● Cactus</p> <p style="text-align: center; color: green;">Sunray ●</p> <p style="text-align: center; font-size: 1.2em;">Moore</p> <p style="text-align: center;"> <span style="color: green;">● Dumas</span> </p>	<p style="text-align: center; font-size: 1.2em;">Hutchinson</p> <p style="text-align: center;">● Stinnett</p> <p style="text-align: center;">● Sanford</p> <p style="text-align: center;">   <span style="color: green;">● Fritch</span> </p> <p style="text-align: center; color: orange;">● Borger</p>	<p style="text-align: center; font-size: 1.2em;">Roberts</p> <p style="text-align: center;">Miami ●</p>
<p style="text-align: center; font-size: 1.2em;">Oldham</p> <p style="text-align: center;">               ● Adrian              ● Vega ●         </p> <p style="text-align: center; color: red;">Boys Ranch ●</p>	<p style="text-align: center; font-size: 1.2em;">Potter</p> <p style="text-align: center;">Bishop Hills ●</p> <p style="text-align: center; font-size: 1.2em;">Amarillo</p> <p style="text-align: center;"> </p>	<p style="text-align: center;">Skellytown ●</p> <p style="text-align: center; font-size: 1.2em;">Carson</p> <p style="text-align: center;">White Deer ●</p> <p style="text-align: center;"> <span style="color: green;">● Panhandle</span>               Groom ●         </p>	<p style="text-align: center; color: green;">Pampa</p> <p style="text-align: center; font-size: 1.2em;">Gray</p> <p style="text-align: center;">Lefors ●</p> <p style="text-align: center;">               McLean ●         </p>
<p style="text-align: center; font-size: 1.2em;">Deaf Smith</p> <p style="text-align: center;">               ● Hereford         </p>	<p style="text-align: center;">             ● Lake Tanglewood              Timbercreek ●         </p> <p style="text-align: center; font-size: 1.2em;">Randall</p> <p style="text-align: center;">               Canyon         </p>	<p style="text-align: center;">● Claude</p> <p style="text-align: center; font-size: 1.2em;">Armstrong</p>	<p style="text-align: center; color: green;">Howardwick ●</p> <p style="text-align: center; font-size: 1.2em;">Donley</p> <p style="text-align: center;"> <span style="color: green;">● Clarendon</span>   <span style="color: green;">● Hedley</span> </p>
<p style="text-align: center;">   <span style="color: green;">Friona</span> </p> <p style="text-align: center; font-size: 1.2em;">Parmer</p> <p style="text-align: center;">● Bovina</p> <p style="text-align: center;">● Farwell</p>	<p style="text-align: center; font-size: 1.2em;">Castro</p> <p style="text-align: center;"> <span style="color: green;">● Dimmitt</span>               Nazareth ●         </p> <p style="text-align: center;">Hart ●</p>	<p style="text-align: center;">● Happy</p> <p style="text-align: center;">               ● Tulia         </p> <p style="text-align: center; font-size: 1.2em;">Swisher</p> <p style="text-align: center;">Kress ●</p>	<p style="text-align: center; font-size: 1.2em;">Briscoe</p> <p style="text-align: center;">   <span style="color: orange;">● Silverton</span> </p> <p style="text-align: center;">   <span style="color: green;">● Quitaque</span> </p>
<p style="text-align: center; color: green;">Memphis ●</p> <p style="text-align: center;">               Lakeview         </p> <p style="text-align: center;">Estelline ●</p> <p style="text-align: center; font-size: 1.2em;">Hall</p> <p style="text-align: center;">   <span style="color: orange;">● Turkey</span> </p>	<p style="text-align: center; font-size: 1.2em;">Childress</p> <p style="text-align: center;">   <span style="color: green;">● Childress</span> </p>		

- Recycling / Baling Center Available (17)
- Recycling Trailer Available (12)
- Scrap Metal Roll-Off

landfills (19)

e-Recycling (15)

Scrap Tire Trailer

Chipper

**Attachment III.H****Identification of Public and Private Management Agencies and Responsibilities**

The table in attachment III.H lists the public and private solid waste management agencies, who they serve and what types of waste is disposed of.

Table III.H(a) lists each of the region’s cities, which MSW collection provider is utilized for pick-ups as well as the landfill and/or transfer station that is used by that municipality.

Table III.H (a)				
Municipality	Sub-region	Collection Provider	Landfill Used	Transfer Station Used
City of Cactus	1	Southwest Landfill	Southwest Landfill	City of Cactus
City of Channing	1	Tri-State Recycling	Amarillo	Direct hauled
City of Dalhart	1	City of Dalhart	Dalhart	Direct hauled
City of Dumas	1	City of Dumas	Dumas	Direct hauled
City of Stratford	1	Southwest Landfill	Southwest Landfill	Direct hauled
City of Sunray	1	City of Sunray	Dumas	Direct hauled
City of Texhoma	1	Texhoma, OK	Guymon	Direct hauled
City of Texline	1	Tri-State Recycling	Amarillo	Direct hauled
City of Booker	2	City of Booker	Booker	Direct hauled
City of Canadian	2	City of Canadian	Pampa	City of Canadian
City of Darrouzett	2	City of Darrouzett	Booker	Direct hauled
City of Follett	2	City of Follett	Booker	Canadian (occas.)
City of Gruver	2	City of Gruver	Spearman	Direct hauled
City of Higgins	2	City of Higgins	Pampa	Canadian (occas.)
City of Perryton	2	City of Perryton	Perryton	Direct hauled

Municipality	Sub-Region	Collection Provider	Landfill Used	Transfer Station Used
City of Spearman	2	City of Spearman	Spearman	Direct hauled
City of Borger	3	City of Borger	Pampa	City of Borger
City of Fritch	3	Southwest Landfill	Pampa	Direct hauled
City of Groom	3	Southwest Landfill	Southwest Landfill	Direct hauled
City of Lefors	3	City of Lefors	Pampa	Direct hauled
City of McLean	3	City of McLean	McLean	Direct hauled
City of Miami *	3	Self-hauled	Southwest Landfill	Compact Station
City of Mobeetie	3	Southwest Landfill	Southwest Landfill	Direct hauled
City of Pampa	3	City of Pampa	Pampa	Direct hauled
City of Panhandle	3	City of Panhandle	Panhandle	Direct hauled
City of Sanford	3	Southwest Landfill	Southwest Landfill	Direct hauled
City of Shamrock	3	City of Shamrock	City	Direct hauled
City of Skellytown	3	City of Skellytown	Pampa	Direct hauled
City of Stinnett	3	City of Stinnett	Pampa	City of Borger
City of Wheeler	3	Southwest Landfill	Pampa	Direct hauled
City of White Deer	3	City of White Deer	Pampa	Direct hauled
City of Adrian	4	Southwest Landfill	Amarillo	Direct hauled
City of Amarillo	4	City of Amarillo	Amarillo	City of Amarillo
City of Bishop Hills	4	Individual Contract	Southwest Landfill	Direct hauled
City of Canyon	4	City of Canyon	Southwest Landfill	Direct hauled
City of Claude	4	Southwest Landfill	Southwest Landfill	Direct hauled

Municipality	Sub-Region	Collection Provider	Landfill Used	Transfer Station Used
City of Happy	4	Southwest Landfill	Southwest Landfill	Direct hauled
City of Hereford	4	City of Hereford	Southwest Landfill / City	Direct hauled
Lake Tanglewood	4	Individual Contract	Southwest Landfill	Direct hauled
Timbercreek Canyon	4	Individual Contract	Southwest Landfill	Direct hauled
City of Vega	4	City of Vega	Amarillo	Direct hauled
City of Childress	5	City of Childress	Childress	Direct hauled
City of Clarendon	5	City of Clarendon	Memphis	Direct hauled
City of Dodson	5	City of Wellington	Wellington	Direct hauled
City of Estelline	5	Self-hauled	Wellington	Direct hauled
City of Hedley	5	City of Hedley	Wellington	Direct hauled
City of Howardwick	5	City of Clarendon	Pampa	Direct hauled
City of Lakeview	5	City of Memphis	Wellington	Direct hauled
City of Memphis	5	City of Memphis	Memphis	Direct hauled
City of Turkey	5	Superior Sanitation	Tulia	Direct hauled
City of Wellington	5	City of Wellington	Wellington	Direct hauled
City of Bovina	6	Duncan Disposal	Clovis	Direct hauled
City of Dimmitt	6	City of Dimmitt	Dimmitt	Direct hauled
City of Farwell	6	Duncan Disposal	Clovis	Direct hauled
City of Friona	6	Southwest Landfill	Southwest Landfill	Direct hauled
City of Hart	6	City of Hart	Dimmitt	Direct hauled
City of Kress	6	Superior Sanitation	Tulia	Direct hauled

Municipality	Sub-Region	Collection Provider	Landfill Used	Transfer Station Used
City of Nazareth	6	City of Nazareth	Dimmitt	Direct hauled
City of Quitaque	6	Superior Sanitation	Tulia	Direct hauled
City of Silverton	6	City of Silverton	Tulia	Direct hauled
City of Tulia	6	City of Tulia	Tulia	Direct hauled
* -	The City of Miami operates a compactor leased from Southwest Landfill. Residents self-haul to the station.			

Table III.H(b) lists the region’s private MSW entities and what sub-region or municipality that they service.

Table III.H(b)		
Entity Name	Sub-Region Served	Waste Collection Type
C & B Disposal, LLC.	1	Commercial Residential
D & G Trash Hauling, LLC.	3	Commercial Residential
Diversified Waste Management, Inc.	1, 2, 3, 4, 5, 6	Commercial Industrial Residential Medical Waste Disposal
Garbage Gators *		
On-Site Solutions	5	Commercial Residential
Republic Services	1, 2, 3, 4, 5, 6	Commercial Industrial Residential
Seward County Landfill, Seward County Kansas	1	Commercial Residential
South Plains Waste Service	6	Commercial Residential
Waste Co. Inc.	2, 3, 4, 5	Commercial Residential
Waste Wranglers	1, 2, 3, 4, 5, 6	Commercial Industrial Residential
* Garbage Gators was recently acquired by Republic Services		



Table III.H(c) lists the region's private MSW entities as well as their location in the region and they type of waste collected.

Private Entity Name	City	Service/Material
Altus Recycling	Altus, OK	Scrap Metal
Amarillo Metals Company, Inc.	Amarillo	Scrap Metal
Amarillo Recycling Co., Inc.	Amarillo	Scrap Metal
Battery Joe	Amarillo	Batteries
Brandvik Pipe & Equipment	Borger	Scrap Metal
Cracklin J Recycling and Demolition, LLC.	Borger	Scrap Metal
Document Shredding & Storage	Amarillo	Document Destruction
Dumas Iron & Metals	Dumas	Scrap Metal
Ed's Recycling Center	Clovis, NM	Scrap Metal
Etter Recycling & Roll-Off	Etter	Scrap Metal
Four States Recycling	Amarillo	Cardboard Document Destruction Electronics Mixed Paper Plastic
Hereford Recycling	Hereford	Batteries Scrap Metal
J and G	Borger	Scrap Metal
KB Recycling	Amarillo	Cardboard Mixed Paper Plastic
Medical Waste Management	Amarillo Canyon	Document Destruction Hard Drive Shredding
North Texas Waste & Recycling	Amarillo	Cardboard Mixed paper
Perryton Iron and Metal	Perryton	Scrap Metal
Porter Waste Solutions	Amarillo Canyon	Aluminum Cardboard Mixed Paper Plastic #1 & #2 Tin/Steel
Rick's Metal Recycling	Childress	Scrap Metal
Scrap Processing Co.	Amarillo	Scrap Metal
Shred Nations	Amarillo	Document Destruction
Texas Auto Crusher, Inc.	Shamrock	Scrap Metal
Texas Pipe & Metal Co.	Pampa	Scrap Metal
UCI Documents	Amarillo	Document Destruction
W Silver Amarillo	Amarillo	Scrap Metal

## Attachment III.O

### PLAN CONFORMANCE/PERMIT REVIEW

It is recommended that all MSW facilities proposed for siting in the Panhandle conform to the regional solid waste management plan. In accordance with TCEQ's MSW facility permitting requirements and other applicable state statutes (Texas Health and Safety Code and §330.61 (p)), requires an applicant to demonstrate that a review was requested from the COG. As such the COG requests that all permit and registration applications submit their paperwork for review.

A function of the Regional Solid Waste Advisory Committee (RSWMAC) is to review permit and registration applications being filed from this region to assess their conformance to the Panhandle Regional Solid Waste Management Plan. The findings of the RSWMAC are then presented to the Texas Commission on Environmental Quality (TCEQ). The RSWMAC's conformance review will be provided to the applicant with a copy sent to TCEQ at [WPDIncoming@tceq.texas.gov](mailto:WPDIncoming@tceq.texas.gov).

The following procedures will be followed by the RSWMAC when reviewing a permit or registration application for regional plan conformance.

**Timing of a Review Request:** Applicants are requested to obtain a conformance review of their registration or permit application after Part 1 and Part 2 of the filing forms have been fully completed. These documents will be submitted to the PRPC as part of the review process.

**Additional Required Filing Information:** In addition to submitting Part 1 and Part 2 of the permit application, applicants will also be asked to submit a completed Panhandle Regional Solid Waste Plan Conformance Checklist, it is the responsibility of the applicant to demonstrate conformance with the regional solid waste plan. This then is the purpose of the regional plan checklist. The applicant will complete the form to the best of his or her ability to indicate how the proposed facility will help in promoting the goals and objectives of the regional plan. The chief administrative officer of the applicant organization must sign the form to attest to the accuracy and truthfulness of the information presented.

**Requesting a Registration or Application Review:** When requesting a review, applicants will submit the following documents to the PRPC:

1. Two (2) full copies of Part 1 and Part 2 of the application form;
2. One (1) originally signed copy of the Panhandle Regional Solid Waste Plan Conformance Checklist; and
3. One (1) copy of any other information which the applicant may view as helping to facilitate the RSWMAC review process.

This information must be submitted under a cover letter which lists the following information.

1. The chief contact person for the application;
2. The contact information for that individual;

3. The name of the engineer representing the applicant;
4. The contact information for the applicant's engineer; and
5. The contact information for the TCEQ staff person to whom all review-related correspondence should be sent.

The submission documents and cover letter must be addressed and delivered to the PRPC's Regional Solid Waste Management Coordinator at the following address:

**Mailed Requests:**

PRPC  
Attn: SW Program Coordinator  
P.O. Box 9257  
Amarillo, TX 79105

**Hand-Delivered Request:**

PRPC  
Attn: SW Program Coordinator  
415 West Eighth Avenue  
Amarillo, TX 79101

No RSWMAC review requests will be considered until all the required information has been submitted in its completed form.

Once it has been determined all information has been properly filed, the PRPC Regional Solid Waste Coordinator, will confirm its receipt in writing to the applicant and schedule a meeting of the RSWMAC to review the application at the earliest possible date. Applicants will be notified in writing of the application review date and are strongly encouraged to attend that RSWMAC meeting to present their application to the committee.

**RSWMAC's Conformance Review Considerations:** The RSWMAC will consider whether the proposed facility/permit is in conformance with the Regional Solid Waste Management Plan.

**RSWMAC's Conformance Review Findings:** There are three responses the RSWMAC may consider when determining the conformance of a proposed facility to the regional solid waste management plan. Those are:

1. A finding that additional information will be required before a final recommendation can be rendered.
2. A finding of conformance with the plan prompting a recommendation to the TCEQ that the application be approved as presented.
3. A finding of non-conformance, citing the areas where the non-conformance occurs, prompting a recommendation to the TCEQ that the permit or registration not be granted until the noted deficiencies are corrected.

**It should be noted that this review is not an application approval or disapproval process. It is merely a means by which the RSWMAC can voice its qualified opinion of how the proposed facility conforms to the regional solid waste management plan to the body that will eventually approve or disapprove the application. It should also be noted that a final determination from the COG is not required by the Commission to reach a final determination on permit and registration applications. There is no requirement to demonstrate conformance with the Plan.**

**Communicating the RSWMAC's Conformance Review Findings:** The PRPC's Regional Solid Waste Program Coordinator will be responsible for communicating the RSWMAC's findings in writing to all affected parties. Those findings will be communicated as follows.

An original copy of the RSWMAC's recommendation letter, signed by the current year RSWMAC chairperson, will be sent to the individual identified in the applicant's cover letter as being the appropriate TCEQ contact person. The letter will be mailed seven days following the meeting during which the RSWMAC recommendation was made allowing the applicant time, if necessary, to appeal the recommendation of the RSWMAC.

A copy of the letter will be sent to the person identified in the applicant's cover letter as being the chief contact person for the application. The letter will be mailed immediately following the meeting during which the RSWMAC recommendation was made.

A copy of the letter will be sent to the person identified in the applicant's cover letter as being the engineer representing the applicant. The letter will be mailed immediately following the meeting during which the RSWMAC recommendation was made.

**Appeals Process:** The RSWMAC is an Advisory Committee to the Panhandle Regional Planning Commission's Board of Directors. The PRPC Board has vested the responsibility for MSW facility application review with the RSWMAC. In general, the recommendations of the RSMAC will be final.

An applicant may appeal the disposition of its application **only** if the application review is not processed and treated in accordance with the procedures set forth in this section.

All appeals, including the specific alleged procedural violation(s), must be submitted to the PRPC Executive Director in writing. The Executive Director may then take one of the following actions:

1. Investigate the allegation and determine that the appeal is not valid. In such case, the applicant will receive in writing the basis for the decision to reject the applicant's appeal. In such case, the decision of the Executive Director is final.
2. If there is some validity to the appeal, the Executive Director will place the appeal on the agenda of the PRPC Board of Directors. The protesting applicant will be notified of the time and date of the meeting during which the Board of Directors will consider the appeal. The applicant will be given the opportunity to present his/her case directly to the PRPC Board of Directors. The Board of Directors will then render a decision on the appeal of the protesting applicant. All decisions made by the PRPC Board of Directors will be final.

Article II. An appeal can be filed at any time during the seven calendar-day period following the date on which the RSWMAC developed its recommendation. The appeal must be received by the PRPC during that timeframe. Any appeals received after that date will not be considered and the RSWMAC recommendation letter will be immediately forwarded to the TCEQ.

Article III. **Voluntary Pre-Application Review:** A potential permit or registration applicant may, at their discretion, ask to meet with the PRPC Regional Solid Waste Program Coordinator to discuss their impending application. The PRPC Solid Waste Program Coordinator will provide the potential applicant with his/her observations of

the proposed facility in relation to the regional solid waste management plan. In so doing, this may help to ensure the ultimate conformance of the proposed facility with the regional plan.

PANHANDLE REGIONAL SOLID WASTE PLAN CONFORMANCE CHECKLIST

This checklist is designed to assist the MSW facility permit or registration applicant in meeting the TCEQ's application requirements. Subchapter B (§ 330.61 (p) of the Texas Administrative Code states that the owner or operator shall submit documentation that Parts I and II of the application were submitted for review to the applicable council of governments for compliance with regional solid waste plans. The owner or operator shall also submit documentation that a review letter was requested from any local governments as appropriate for compliance with local solid waste plans. It should be noted that the conformance checklist is for planning but not conformance determination. A review letter is not a prerequisite to a final determination on a permit or registration application.

Article IV. The Panhandle Regional Solid Waste Management Advisory Committee (RSWMAC) will review your application to determine if the proposed facility will conform to the Panhandle Regional Solid Waste Management Plan. The questions below pertain to the goals and objectives of that plan. Your response to these questions will provide the RSWMAC with a perspective on how your proposed facility will support the plan's goals.

All questions relating to the type of facility being permitted or registered must be answered. A response of "Not Applicable" or "N/A" **will not** be acceptable. This checklist must be fully completed and submitted to the PRPC, along with Parts 1 and 2 of your facility application, before the local conformance review process can be initiated. The certification box must be signed by the chief administrative officer of the applicant entity indicating that the information provided herein is accurate and true.

**Article V. Section 1: General Applicant Information**

1.1. Applicant's Name \_\_\_\_\_

1.2. Is this a permit or a registration application?  Permit No. \_\_\_\_\_  
(Please check the appropriate box and provide the application number.)  Registration No. \_\_\_\_\_

1.3. What type of MSW facility is being registered or permitted?  
(please check the appropriate box)

<input type="checkbox"/> Type I Landfill	<input type="checkbox"/> Type IV AE Landfill
<input type="checkbox"/> Type I AE Landfill	<input type="checkbox"/> Type V Facility
<input type="checkbox"/> Type IV Landfill	<input type="checkbox"/> Other (please describe)

Describe "Other" below:

1.4. What types of waste(s) will be accepted at your facility? Please specify any special wastes.

**Regional Solid Waste Plan  
Performance Checklist**

1.5. What entity(ies) in the Panhandle region is this facility intended to serve?

---

**Article VI. Section 2: Regional Planning Goal Conformance**

Please provide information as to how your proposed facility will help to support or conform with the goals and/or objectives of the Panhandle Regional Solid Waste Management Plan

**Article VII. Panhandle Regional Solid Waste Plan Goal #1**

Develop Programs that lead to waste minimization through local source reduction, recycling and composting, which conserve disposal capacity (*NOTE: Recycling includes yard waste composting*)

2.1.1 Will your facility divert for recycling or beneficial reuse any of the following items? (if additional space is needed, attached an additional sheet titled "Planning Goal #2.1.1" in the upper right-hand corner of the page)

- |  |   |
|--|---|
| <input type="checkbox"/> White Goods         | <input type="checkbox"/> Yard Waste                     |
| <input type="checkbox"/> Scrap Metal         | <input type="checkbox"/> Construction/Demolition Debris |
| <input type="checkbox"/> Tree limbs or brush | <input type="checkbox"/> Other (please describe)        |

Describe "Other" below:

---

---

---

---

---

2.1.2 Do you believe your facility will support this regional planning goal? If so, please explain. (if additional space is needed, attached an additional sheet and provide the information under a heading titled "Planning Goal #2.1.2")

---

---

---

---

---

---

---

---

---

---

**Article VIII. Panhandle Regional Solid Waste Plan Goal #2**

Develop cost-effective and efficient solid waste management systems.

2.2.1. Per your operating plan, describe how you will achieve cost effectiveness and efficiency with your facility? (if additional space is needed, attached an additional sheet and provide the information under a heading titled "Planning Goal #2.2.1.")

---

---

---

---

---

---

---

---

---

---

2.2.2. How will your facility customer base benefit from any efficiencies or cost effectiveness? (if additional space is needed, attached an additional sheet and provide the information under a heading titled "Planning Goal #2.2.2.")

---

---

---

---

---

---

---

---

---

---

2.2.3. Do you believe your facility will support this regional planning goal? If so, please explain. (if additional space is needed, attached an additional sheet and provide the information under a heading titled "Planning Goal #2.2.3.")

---

---

---

---

---

---

---

---

---

---



**Article IX. Panhandle Regional Solid Waste Plan Goal #3**

Develop programs to assist in controlling and stemming illegal and improper disposal.

2.3.1. What measures will you take to control and/or stem illegal and improper disposal? (if additional space is needed, attached an additional sheet and provide the information under a heading titled "Planning Goal #2.3.1.")

---

---

---

---

---

---

2.3.2. As part of your operating plan, please explain how you would coordinate with local entities on litter and illegal dumping cleanup projects. (if additional space is needed, attached an additional sheet and provide the information under a heading titled "Planning Goal #2.3.2.")

---

---

---

---

---

---

2.3.3. Do you believe your facility will support this regional planning goal? If so, please explain. (if additional space is needed, attached an additional sheet and provide the information under a heading titled "Planning Goal #2.3.3.")

---

---

---

---

---

---

**Article X. Panhandle Regional Solid Waste Plan Goal #4**

Maintain administrative structures for conformance reviews and future system operations.

2.4.1. If the proposed facility is a transfer station or some “Other” type of MSW facility, how will it be built and operated? (if additional space is needed, attached an additional sheet and provide the information under a heading titled “Planning Goal #2.4.1.”)

---

---

---

---

---

---

---

---

2.4.2 If the proposed facility is a landfill, what type of measures will be taken to compact the landfilled waste? What is your projected compaction ratio? \_\_\_\_\_ pounds per cubic yard. What type of equipment will you use to achieve this compaction ratio?

---

---

---

---

---

2.4.3. Do you plan on using Alternative Daily Cover materials or other space-savings measures that might extend the useful life of your landfill? If “Yes”, please explain.

---

---

---

---

---

**Regional Solid Waste Plan  
Performance Checklist**

2.4.4. Do you believe that your proposed facility will contribute toward this regional goal? If so, please explain. (if additional space is needed, attached an additional sheet and provide the information under a heading titled "Planning Goal #2.4.4.")

---

---

---

---

---

**Article XI. Panhandle Regional Solid Waste Plan Goal #5**

Develop programs that encourage proper disposal of household hazardous waste (HHW).

2.5.1. If the proposed facility is other than a landfill, where will the stored or processed wastes be taken for disposal?

---

---

2.5.2. If the proposed facility is other than a landfill, what, if any, type of measures will be taken to minimize, reduce, or recycle the waste, including HHW, before it is hauled off for disposal?

---

---

---

---

---

**Regional Solid Waste Plan  
Performance Checklist**

**Section 3: Certifications**

I hereby certify that the information contained herein is, to the best of my knowledge complete and accurate and that the information in fact represents the MSW facility for which this entity is requesting a TCEQ registration or permit.

Name of Applicant' Chief Administrative Officer: \_\_\_\_\_

Title of Chief Administrative Officer: \_\_\_\_\_

\_\_\_\_\_  
Signature of Chief Administrative Officer

\_\_\_\_\_  
Date

**NOTE:**

PLEASE COMPLETE THIS FORM AS FULLY AND AS ACCURATELY AS POSSIBLE. YOUR COMPLETED CHECKLIST WILL BE SUBMITTED TO THE PERMITS SECTION OF THE TEXAS COMMISSION ON ENVIRONMENTAL QUALITY ALONG WITH THE REGIONAL SOLID WASTE MANAGEMENT ADVISORY'S COMMITTEE'S CONFORMANCE REVIEW ASSESSMENT.

### Attachment IV.B Public Meeting Information

The attachment in section IV.B includes the public notice, agenda as well as the transcript of that required public meeting. No public comments were received during the public meeting.

#### Public Notice

The public notice was placed in the local newspaper, The Amarillo Globe News. The notice ran on Tuesday, November 16, 2021. This notice was also sent out to the region’s Mayors, City Managers, County Judges, County Commissioners, Public Works Directors, ISD Superintendents and the Private Sector.

## Public Meeting Notice Panhandle Regional Planning Commission

THE PANHANDLE REGIONAL PLANNING COMMISSION (PRPC) WILL CONDUCT A PUBLIC MEETING ON TUESDAY, NOVEMBER 30, 2021, BEGINNING AT 2:30 P.M., IN THE PRPC BOARD ROOM LOCATED AT 415 W EIGHTH AVENUE, AMARILLO, TEXAS, REGARDING THE PANHANDLE’S FY2022 THRU FY2042 REGIONAL SOLID WASTE MANAGEMENT PLAN. THE PURPOSE OF THIS MEETING IS TO INFORM THE PUBLIC OF THE REGIONAL SOLID WASTE MANAGEMENT PLAN AND TO TAKE INPUT FROM THE PUBLIC. A DRAFT PLAN FOR THE TWENTY-YEAR PERIOD IS AVAILABLE AT [HTTP://WWW.THEPRPC.ORG/PROGRAMS/SOLIDWASTEMGMT/PLAN.HTML](http://www.theprpc.org/programs/solidwastemgmt/plan.html). THE PURPOSE OF THE PLAN IS TO PROVIDE GUIDANCE AND COORDINATION WITH OTHER PROGRAMS AND PUBLIC PARTICIPATION, ESTABLISH CRITERIA FOR REGIONAL AND LOCAL PLAN SUBMISSION AND APPROVAL AS WELL AS SET OUT CRITERIA FOR FINANCIAL ASSISTANCE TO COUNCILS OF GOVERNMENTS AND LOCALS GOVERNMENTS.

NOV 17 2021

AFFP

Public Meeting Notice Panhan

### Affidavit of Publication

STATE OF TEXAS )  
COUNTY OF POTTER ) SS

Public Meeting Notice  
Panhandle Regional Planning Commission

Jaime Pipkin, being duly sworn, says:

That she is Outside Sales Rep of the Amarillo Globe-News, a daily newspaper of general circulation, printed and published in Amarillo, Potter County, Texas; that the publication, a copy of which is attached hereto, was published in the said newspaper on the following dates:

November 16, 2021

The Panhandle Regional Planning Commission (PRPC) will conduct a public meeting on Tuesday, November 30, 2021, beginning at 2:30 p.m., in the PRPC Board Room located at 415 W Eighth Avenue, Amarillo, Texas, regarding the Panhandle's FY2022 thru FY2042 Regional Solid Waste Management Plan. The purpose of this meeting is to inform the public of the regional solid waste management plan and to take input from the public. A draft plan for the twenty-year period is available at <http://www.thepRPC.org/Programs/SolidWasteMgmt/plan.html>. The purpose of the plan is to provide guidance and coordination with other programs and public participation, establish criteria for regional and local plan submission and approval as well as set out criteria for financial assistance to councils of governments and locals governments.

That said newspaper was regularly issued and circulated on those dates.


SIGNED:

\_\_\_\_\_  
Outside Sales Rep

Subscribed to and sworn to me this 16th day of November 2021.

Kimberly Dawn Megrew  
Kimberly Dawn Megrew, Notary Public, Potter County, Texas

My commission expires: January 09, 2023



Panhandle Regional Planning Commission - Amarillo  
PO Box 9257  
AMARILLO, TX 79105

**Legal Notices**

Public Meeting Notice  
Panhandle Regional Planning Commission

The Panhandle Regional Planning Commission (PRPC) will conduct a public meeting on Tuesday, November 30, 2021, beginning at 2:30 p.m., in the PRPC Board Room located at 415 W Eighth Avenue, Amarillo, Texas, regarding the Panhandle's FY2022 thru FY2042 Regional Solid Waste Management Plan. The purpose of this meeting is to inform the public of the regional solid waste management plan and to take input from the public. A draft plan for the twenty-year period is available at <http://www.thepRPC.org/Programs/SolidWasteMgmt/plan.html>. The purpose of the plan is to provide guidance and coordination with other programs and public participation, establish criteria for regional and local plan submission and approval as well as set out criteria for financial assistance to councils of governments and locals governments.



Panhandle Regional Planning Commission  
415 Southwest Eighth Avenue | PO Box 9257  
Amarillo, Texas 79105