HILLCREST COMMUNITY ENVIRONMENTAL INVESTIGATION

PHASE I COMPLETION REPORT

Passive Soil Gas Survey

Hillcrest Community
Corpus Christi, Texas

Prepared for:

Mr. Omar Valdez
Project Manager
Texas Commission on Environmental Quality
P.O. Box 13087, MC-136
Austin, Texas
78711-3087

Prepared by:

Geo Strata Environmental Consultants, Inc
4718 College Park
San Antonio, TX 78249

Geo Strata Project No. 760-SL10

August 2010

TABLE OF CONTENTS

Executive Summary

1.0 Project Background **1**

2.0 Objectives of Activities **1**

3.0 Scope of Activities **1**

3.1 PSG Sampler Location – GPS Grid Set-up **1**

3.2 PSG Sampler Deployment **2**

3.3 PSG Sampler Retrieval **5**

3.4 Summary of Work – Chronology **6**

3.5 PSG Sampler Handling and Equipment Decontamination **8**

4.0 Analytical Results and Data Quality **9**

5.0 FSP Exceptions and Deviations **10**

APPENDIX A Figure 1 – Beacon PSG Survey Sample Locations

APPENDIX B GPS and Sample ID Table

Field Notebook

APPENDIX C Quality Assurance Associates (QAA) Final Deliverable

APPENDIX D Photographs

Executive Summary

A 2008 Texas A&M University Health Science Center study detected benzene in the blood of some residents in the Hillcrest Community in Corpus Christi, Texas. In response, the Texas Commission on Environmental Quality (TCEQ) began preparation of the Hillcrest Community Environmental Investigation (HCEI), to determine whether there are environmental impacts to soil, groundwater, or ambient air, from volatile organic compounds (VOCs). The initial phase (Phase I) of the HCEI was performance of a passive soil gas (PSG) survey, to obtain passive soil gas data to screen the Hillcrest Community for potential VOC impacts to groundwater. The results of the Phase I activities will be utilized as a screening tool to select optimal locations for placement of future permanent monitor wells. The TCEQ contracted with Geo Strata Environmental Consultants (Geo Strata) to assist with the Phase I activities.

Prior to PSG sampler deployment, the TCEQ prepared the Phase I Field Sampling Plan (FSP) with input from the community, Geo Strata, Quality Assurance Associates, LLC (QAA); the selected quality assurance (QA) specialist and Beacon Environmental Services (Beacon); the selected analytical testing laboratory. Xenco Laboratories (Xenco) was later selected as a second analytical testing laboratory for performance of VOC analysis of equipment rinsate blanks collected during PSG sampler deployment.

Geo Strata team members, Ms. Carrie Holderfield (Environmental Scientist) and Mr. Robert Green (Field Technician), and TCEQ Project Managers, Mr. Omar Valdez and Ms. Elizabeth Simmons completed the PSG sampler grid set-up using global positioning system coordinates (GPS) between April 28 and April 30, 2010. The PSG sampler grid GPS coordinates were provided to Geo Strata by TCEQ and consisted of a fine sampler grid within the HCEI areas adjacent to the refinery sector to the west, north, and east and a coarser grid in the interior of the Hillcrest Community.

On May 4, 2010, Geo Strata personnel mobilized to the HCEI site to initiate PSG sampler deployment. Deployment of 208 PSG samplers commenced on May 4th and concluded on May 8, 2010. Geo Strata personnel remobilized to the HCEI site on May 25, 2010 to initiate PSG sampler retrieval activities. Retrieval of the PSG samplers commenced on May 26th and concluded on May 27, 2010. All deployed PSG samplers were recovered with no evidence of tampering to the devices. All PSG samplers were shipped by overnight mail to Beacon for analysis.

Results of the Beacon laboratory analysis of 208 PSG samplers, 22 field duplicates, 11 matrix spike/matrix spike duplicates (MS/MSDs) and two ambient field blanks were reported by Beacon in laboratory report #2315. According to the Beacon report:

- Naphthalene concentrations greater than the standard reporting limit of 25 nanograms (ng) were observed in four PSG samplers, AW-41 (1,574 ng), I-50 (64 ng), I-35 (606 ng) and AE-29 (300 ng);
- A Cumulative BTEX concentration greater than the standard reporting limit of 25 ng was observed in one PSG sampler, AW-10 (37 ng); and

- TPH concentrations, comprised of C5 to C9 aliphatic hydrocarbons, specifically not including BTEX compounds, were identified above the method detection limit of 2,500 ng primarily in the northwest and western portion of the project area. The highest concentration was observed in PSG sampler AW-50 (12,834 ng).

QAA completed an independent data review to confirm that QA/QC measures were followed during sampler collection, sampler handling and storage, sampler analysis, data reduction and data reporting. The results of the QAA independent QA/QC review were reported in a Data Usability Summary (DUS) dated July 15, 2010. Briefly summarized, the DUS reported that each member of the field team followed procedures as specified in the Beacon Field Guide; the laboratories used appropriate Environmental Protection Agency (EPA) approved analytical methods; field quality control (QC) samplers were collected at the frequency required; and no data was deemed of insufficient quality to satisfy the project data quality objectives, and thus all data was usable as qualified for the intended use.

1.0 PROJECT BACKGROUND

Texas A&M University Health Science Center scientists and the Citizens for Environmental Justice conducted a pilot study in 2008 that detected benzene in the blood of some residents in the Hillcrest Community in Corpus Christi, Texas. In response to the results of the study and at the request of the Hillcrest community at the December 1, 2009 neighborhood meeting, the TCEQ began preparation of the HCEI. The HCEI will attempt to determine whether there are environmental impacts from volatile VOCs to soil, groundwater, or ambient air. The initial phase (Phase I) of the HCEI was performance of a PSG survey. After certifying no conflict of interest, the TCEQ contracted Geo Strata to assist with the Phase I activities.

On March 25, 2010, Geo Strata representatives, Ms. Carrie Holderfield and Mr. Robert Green attended the Hillcrest community meeting to introduce Geo Strata and to demonstrate PSG sampler deployment and retrieval procedures. During the meeting, Geo Strata introduced the proposed third party QA specialist, Ms. Taryn Schultz with QAA; and Beacon, the PSG analytical testing laboratory. During the meeting, a map showing the proposed PSG sampler locations was presented by the TCEQ to the community. The sampler locations were subsequently approved following community and stakeholder input. The TCEQ prepared the Phase I Field Sampling Plan (FSP) with input from Geo Strata, QAA and Beacon. Xenco was later selected as a second analytical testing laboratory for performance of VOC analysis of equipment rinsate blanks collected during PSG sampler deployment. Authorization to proceed with Phase I activities was provided by Mr. Omar Valdez, TCEQ Project Manager on April 26, 2010.

The boundaries of the study area (the Hillcrest Community) were delineated by Nueces Bay St. to the west, Broadway St. to the north, Port Rd. to the east, and IH-37 to the south. A finer sampler grid (200-ft spacing) was established within the areas adjacent to the refinery sector to the west, north, and east and a coarser grid (300-ft spacing) was established in the interior of the Hillcrest Community. The **Beacon Survey Sample Locations** is presented as **Figure 1** in **Appendix A**.

2.0 OBJECTIVES OF ACTIVITIES

The primary objective for Phase I was to obtain passive soil gas data to screen the Hillcrest Community for potential VOC impacts to groundwater. Soil gas data obtained during the survey will be utilized to select optimal locations for placement of future permanent monitor wells.

3.0 SCOPE OF ACTIVITIES

3.1 PSG Sampler Location - GPS Grid Set-up

Prior to mobilization to the field, the TCEQ provided Geo Strata with GPS coordinates for the PSG sampler locations proposed during the March 25, 2010, HCEI community meeting.

The TCEQ also obtained a Right of Entry Agreement from the City of Corpus Christi to utilize city property (right-of-way (ROW)) during the HCEI. In addition, TCEQ obtained access agreements (Form TCEQ-10452) from individual property owners for locations that were not proposed within the City of Corpus Christi ROW. Where access agreements from individual property owners could not be obtained, alternative PSG locations were selected by the TCEQ and Geo Strata as close to the original location as possible on City of Corpus Christi ROW.

Geo Strata team members, Ms. Carrie Holderfield and Mr. Robert Green, and TCEQ project managers, Mr. Omar Valdez and Ms. Elizabeth Simmons set-up the PSG sampler grid between April 28 and April 30, 2010. In accordance with the FSP, GPS coordinates for each PSG sampler locations were recorded with sub meter precision utilizing a Trimble GeoExplorer XH 2008 Series. Each PSG sampler location was assigned a numerical identifier by Geo Strata and was marked with a 6-inch long blue stake chaser and 2 ½ by ¼ inch long Mag Nail. Specific details regarding the procedures required for grid set-up are provided in the FSP dated April 2010, and are not repeated in this report.

Per the TCEQ PM request, PSG sampler locations for AW-21, AW-26, AW-31, AW-36, AW-41, AW-46, AW-51, AW-56 and AW-61 were relocated west across Nueces Bay Blvd, along the Flint Hills eastern property boundary in an effort to locate samplers as close to known groundwater contamination as possible. In addition, PSG sampler location AW-62 was not included since access could not be obtained and AE-47 was not included due to its close proximity to AE-45 and AE-46.

3.2 PSG Sampler Deployment

Mr. Valdez provided authorization to proceed with PSG deployment activities on April 29, 2010. Beacon shipped two field kits to Geo Strata via FedEx Courier on April 30, 2010 (Custody Seal #1036882 & 1036883). The sample kits were received with custody seals intact by Geo Strata, on May 3, 2010. Per Beacon instructions, each sample kit was briefly opened at the Geo Strata offices to visually verify the contents of the kits as specified in the FSP. Individual PSG samplers were not opened. The following items were contained in the sample kit:

- Boxes and trays containing PSG samplers;
- 5 Extra Transport Vials;
- Sampling caps and storage containers;
- Tapping dowel, wire and pipe cutter, vice grips and scratch awl;
- 12” lengths of metal pipe;
- Gauze clothes; and
- 3” x 4” Plastic Sampler Bags and 12” x 12” Plastic Return Shipment Bags

PSG samplers provided in the kit and pre-labeled by Beacon included:

- Standard PSG samplers containing two sets of hydrophobic absorbent cartridges, allowing collection of a field sample and potential duplicate samples at each

sampler location;
- MS/MSD PSG samplers containing three sets of cartridges to be utilized as a field sample, matrix spike and matrix spike duplicate;
- Trip Blanks containing two sets of cartridges to be utilized as indicators of potential field contamination;
- Ambient Blanks containing two sets of absorbent cartridges to be utilized as indicators of background air concentrations in the project area.

Prior to mobilization to the field, each numerical GPS location (as previously designated by Geo Strata) was assigned a PSG area ID and number corresponding to its location within the project area, as follows:

- AN = Area North
- AW = Area West
- AE = Area East
- I = Interior Area
- FHE = Flint Hills East
- KM = Kerr McGee
- L = Leather Property

PSG sampler numbers were assigned sequentially from west to east in each area. A **Summary of GPS and Sampler IDs** is presented as **Table 1** in **Appendix B**.

Geo Strata personnel, Ms. Holderfield, Mr. Rudy Arredondo (Field Technician) and Mr. Green; and TCEQ personnel, Mr. Valdez and Ms. Simmons mobilized to the site on May 4, 2010. Mr. Green advanced all soil borings utilizing a hammer drill and deployed each PSG sampler. Ms. Holderfield assisted with PSG sampler deployment, collected ambient blanks, recorded soil boring depths and lithology and collected photographic documentation. Mr. Arredondo performed equipment decontamination in a mobile decontamination area within the Geo Strata field vehicle. The decontamination area was constructed by lining the truck bed with heavy gauge plastic. Decontamination of the drill bits was performed in two containers; one containing Alconox® solution and one containing deionized water. Following decontamination, the drill bits were wrapped in heaving gauge plastic and transported to the next PSG sampler location. The mobile decontamination unit was necessary due to the large project area and distance between PSG sampler locations. Decontamination fluids were stored in a sealed 55-gallon drum.

Deployment of the 208 PSG samplers commenced on May 4th and concluded on May 8, 2010. Specific details regarding the method of PSG sampler deployment are provided in the FSP and are not repeated herein. Photographs of each PSG sampler deployment location were collected by Ms. Holderfield and noted in the HCEI dedicated field notebook. The HCEI notebook was utilized in conjunction with the Beacon Passive Soil-Gas Survey Field Deployment Report. With the exception of PSG and GPS IDs, information contained in the notebook was not duplicated on the Deployment Report, and vice versa.

To comply with FSP requirements, Geo Strata and TCEQ personnel randomly selected locations within each of the four sampling areas for field duplicate sample analysis (22 total at 10% frequency) and MS/MSD analysis (11 total, one for every 20 samples). At locations designated for MS/MSD analysis, a Beacon prepared and identified PSG sampler was utilized. A standard PSG sampler was utilized at locations designated for duplicate analysis. The seven trip blanks prepared by Beacon were transported to the site in the sample kit and remained in the sample kit during deployment activities. During the period between sampler deployment and retrieval, the trip blanks were transported back to the Geo Strata office in San Antonio and stored in a secure area.

In addition to the deployment of PSG samplers, two ambient air field blanks sample locations (AA-1 & AA-2) were selected by Geo Strata and TCEQ. These ambient air field blank locations were selected for their proximity to the FHE stack and Interstate I-37, to conservatively account for ambient air effects on the PSG samplers from these potential sources. Ambient air field blanks were collected utilizing PSG samplers, uniquely identified as such, by Beacon. Ambient air sample AA-1 was collected near AW-21, in the vicinity of the active Flint Hills exhaust stack located nearest to the Hillcrest neighborhood. AA-2 was collected adjacent to the FHE-1 PSG sampler location, near IH-37 and areas of known Flint Hills East subsurface releases, as reported in the 2009 Inner Harbor Area Hydrocarbon Plume Status Report (available on the TCEQ HCEI website). Ambient air field blank samples were obtained by exposing each ambient air PSG sampler to ambient air (via complete removal of the solid cap) for the amount of time a standard PSG sampler was exposed to ambient air concentrations during deployment activities (approximately 15 seconds total). Following collection, the AA samples were recapped with the solid cap and placed back in the sample kit in sealed plastic bags.

During deployment activities, Geo Strata complied with all methods and procedures as specified in the FSP and "Beacon Field Kit Guide for Passive Soil-Gas Investigations" provided in Appendix A of the FSP. To prevent PSG tampering during the period between deployment and retrieval, all PSG samplers, unless otherwise noted in the field logbook, were advanced approximately 1-ft north of the blue stake chaser and surface soils and surface materials were replaced prior to mobilizing to the next PSG location.

Fluids generated during decontamination activities were stored in a sealed 55-gallon drum and transported to a secure TCEQ air monitoring station located on Huisache St. in Corpus Christi, pending receipt of waste characterization analytical results. Following receipt of laboratory analytical results indicating non-detect VOC concentrations, the characteristically non-hazardous fluids were emptied onto the grassy area within the air monitoring station by TCEQ personnel. Disposable waste was stored in plastic bags and disposed of in a dumpster at the Geo Strata offices. No soil waste was generated during Phase I.

All sampling kits, PSG samplers and equipment remained in the custody of Geo Strata personnel, during the entirety of PSG sampler deployment activities.

In addition to PSG sampler deployment, per TCEQ's request, Geo Strata mobilized to the residence of Mr. Pena (2813 Hulbirt St.) on May 7, 2010, to collect soil samples for laboratory analysis. According to Mr. Pena, an unknown substance was occasionally observed on the ground surface within the southwest portion of his property. Mr. Valdez inspected the material, which was dark brown in color and contained organics (grass and roots) and selected an area for collection of soil samples. Geo Strata personnel collected the soil samples in pre-cleaned glass jars provided by Xenco. Per Mr. Valdez's request, the soil samples were submitted for laboratory analysis of RCRA 8 metals, VOCs and SVOCs.

Time and date stamped **Photographs** documenting each PSG sampler location are presented in **Appendix D**.

3.3 PSG Sampler Retrieval

Following a period of 16-days and consistent with the FSP requirement of a PSG deployment period of at least 14-days, Geo Strata personnel, Ms. Holderfield and Mr. Green, remobilized to the site on May 25, 2010, along with TCEQ personnel, Mr. Valdez and Ms. Simmons. Retrieval of the PSG samplers commenced on May 26th and concluded on May 27, 2010. All PSG samplers were recovered with no evidence of tampering to the devices. To expedite the retrieval of the PSG samplers, Geo Strata and TCEQ personnel, divided into two teams comprised of Ms. Holderfield and Ms. Simmons and Mr. Green and Mr. Valdez. During the retrieval of PSG samplers, TCEQ personnel documented the Field Sampler ID, PSG condition and date and time of retrieval on the Beacon Chain-of-Custody form. Geo Strata personnel performed all PSG retrieval and labeling activities.

Following PSG sampler retrieval from the subsurface, the solid cap was replaced on each sampler and labeled with the PSG Area ID. Each individual PSG sampler was then placed in a Beacon provided 3"x 4" plastic sample bag and labeled with the PSG Area ID. During recovery, some of the PSG samplers were observed to contain standing water or moisture within the sampler (AN-15, AN-19, AN-30, AN-34, AN-35, AW-3, AW-6, AW-9, AW-18, AW-21, AW-60, AE-5, AE-18, AE-29, AE-31, AE-32, AE-35, I-1, I-4, I-10, I-22, I-34, I-35, I-43, I-48, AW-28, KM-2 & KM-3). Per guidance from Mr. Ryan Schneider at Beacon, water was not removed and the PSG sampler was shipped to the laboratory in the condition it was recovered from the subsurface. Ambient air field blanks were collected utilizing PSG samplers previously utilized during the PSG sampler deployment. Ambient air field blank samples were obtained by exposing each ambient air PSG sampler to ambient air (via complete removal of the solid cap) for the amount of time a standard PSG sampler was exposed to ambient air concentrations during retrieval activities (approximately 15 seconds total). Following collection, the AA samples were recapped with the solid cap and placed back in 3"x 4" plastic sample bags and stored in sealed shipping bags.

Photographs were collected during retrieval to document anomalous conditions of the PSG samplers. The 3"x 4" plastic sample bags containing each PSG sampler were stored

in the Beacon supplied Return Shipping Bag (no more than 30 PSG samplers per bag). In addition to the PSG samplers, each Return Shipping Bag contained a trip blank and adsorbent pack. All PSG samplers retrieved by the end of each day were shipped by overnight mail to Beacon for analysis. A total of nine individual Shipping Bags were sent to Beacon.

During PSG sampler retrieval activities, Geo Strata complied with all methods and procedures and specified in the "Field Kit Guide for Passive Soil-Gas Investigations" provided in Appendix A of the FSP. The HCEI notebook was utilized in conjunction with the Beacon Chain-of-Custody (COC), to document field activities and PSG sampler condition. With the exception of PSG condition and IDs, information contained in the notebook was not duplicated on the COC and vice versa. Time and date stamped photographs of anomalous PSG samplers were collected by Ms. Holderfield and Mr. Valdez and are presented in **Appendix D**.

3.4 Summary of Work - Chronology

The following section provides a brief summary of each day's field activities. Copies of the **Field Notebook** documenting detailed notes for each day are presented in **Appendix B**.

PSG Sampler Location - GPS Grid Set-up (April 28 through April 30, 2010)

April 27, 2010: Geo Strata mobilized a field team leader, Ms. Holderfield and technician, Mr. Green, to establish GPS locations for PSG samplers.

April 28, 2010: Geo Strata personnel, Ms. Holderfield and Mr. Green, met with the TCEQ Project Manager, Mr. Valdez and Ms. Summers at the HCEI site (0730 hours). Following completion of a tailgate Health and Safety (H&S) meeting, Geo Strata personnel collected GPS coordinates for PSG sampler locations and TCEQ personnel continued to obtain homeowner access agreements. Field work was completed at 1800, after location and acquisition of 67 PSG sampler GPS coordinates (Geo Strata ID: #1 through #67).

April 29, 2010: Geo Strata and TCEQ personnel arrived on-site (0800 hours). Acquisition of GPS coordinates and ROW agreements commenced following completion of a H&S meeting. Field work was completed at 1800, after location and acquisition of 64 PSG sampler GPS coordinates (Geo Strata ID: #68 through #131).

April 30, 2010: Geo Strata and TCEQ personnel arrived on-site (0700 hours). Acquisition of GPS coordinates and ROW agreements commenced following completion of a H&S meeting. Field work was completed at 1720, after location and acquisition of 68 PSG sampler GPS coordinates (Geo Strata ID: #131 through #200). GPS locations #201 through #208 were collected during subsequent PSG sampler deployment activities conducted in May 2010.

PSG Sampler Deployment - May 4 through May 8, 2010

May 4, 2010: Geo Strata mobilized field team leader, Ms. Holderfield and two technicians, Mr. Green and Mr. Arredondo, to commence PSG sampler deployment activities. Geo Strata personnel met with the TCEQ Project Manager, Mr. Valdez and Ms. Summers at the HCEI site (0730 hours) to conduct a H&S meeting. A mobile decontamination unit was prepared and PSG sampler deployment commenced with PSG AN-20 at 0800 hours. Ms. Canales (Citizens for Environmental Justice) arrived on-site at 0930 hours; participated in an H&S meeting conducted by Geo Strata, and departed the site at 0955 hours. HCEI field work was completed at 1930 hours following deployment of 36 PSG samplers, collection of one ambient field blank (AA-1) and collection of Rinsate Blank #1. The rinsate blank was sent via Lonestar Overnight to Xenco Laboratories in Houston, TX.

May 5, 2010: Geo Strata and TCEQ personnel arrived on-site (0700 hours). Deployment of PSG samplers commenced with PSG AW-33, following completion of a H&S meeting. Field work was completed at 1930 hours, following deployment of 50 PSG samplers, collection of one ambient field blank (AA-2) and collection of Rinsate Blank #2. The rinsate blank was sent via Lonestar Overnight to Xenco Laboratories.

May 6, 2010: Geo Strata and TCEQ personnel arrived on-site (0700 hours). Deployment of PSG samplers commenced with PSG AN-7, following completion of a H&S meeting. Ms. Canales arrived on-site at 0830 hours and participated in the H&S conducted by Geo Strata, and departed the site at 0910 hours. Field work was completed at 1950 hours, following deployment of 50 PSG samplers and collection of Rinsate Blank #3. The rinsate blank was sent via Lonestar Overnight to Xenco Laboratories.

May 7, 2010: Geo Strata and TCEQ personnel arrived on-site (0700 hours). Deployment of PSG samplers commenced with PSG AE-19, following completion of a H&S meeting. At 1320 hours, Geo Strata and the TCEQ mobilized to the residence of Mr. Pena at 2813 Hulbirt St. to collect soil samples for laboratory analysis. Field work was completed at 1907 hours, following deployment of 59 PSG samplers, collection of Rinsate Blank #4 and collection of soil samples from Mr. Pena's property, which were sent via Lonestar Overnight to Xenco Laboratories.

May 8, 2010: Geo Strata and TCEQ personnel arrived on-site (0735 hours). Deployment of PSG samplers commenced with PSG I-35, following completion of a H&S meeting. PSG I-26 was relocated and new GPS coordinates were collected due to bee infestation at the proposed location. PSG I-42 was relocated and new GPS coordinates were collected at the homeowner's (Mr. Pena) request. Field work was completed at 1350 hours, following deployment of 29 PSG samplers and collection of Rinsate Blank #5. In addition, one water sample (Investigation Derived Waste (IDW)) was collected from the drum containing all decontamination fluids generated

during the PSG deployment activities. The rinsate blank and IDW samples were sent via Lonestar Overnight to Xenco Laboratories.

PSG Sampler Retrieval - May 26 through May 28, 2010

May 25, 2010: Geo Strata mobilized field team leader, Ms. Holderfield and technician, Mr. Green, to commence PSG sampler retrieval activities.

May 26, 2010: Geo Strata personnel met with the TCEQ Project Manager, Mr. Valdez and Ms. Summers at the HCEI site (0730 hours) to conduct a H&S meeting. Following division into two groups, PSG sampler retrieval commenced at 0830 hours. Field work was completed at 1800 hours following retrieval of 85 PSG samplers and collection of one ambient field blank (AA-2). All samplers were shipped via FedEx Overnight Express to Beacon, in a sealed sample kit (Custody Seal #1036884).

May 27, 2010: Geo Strata personnel, met with the TCEQ Project Manager, Mr. Valdez and Ms. Summers at the HCEI site (0645 hours). PSG retrieval commenced at 0715 hours following completion of a H&S meeting. Field work was completed at 1705 hours following retrieval of 124 PSG samplers and collection of one ambient field blank (AA-1). All samplers were shipped via FedEx Overnight Express to Beacon, in a sealed sample kit (Custody Seal #1036885).

3.5 PSG Sampler Handling and Equipment Decontamination

PSG Sampler Deployment, Retrieval and Rinsate Blank Collection

During the deployment and retrieval of each PSG sampler, all Geo Strata field personnel utilized a new set of disposable latex gloves. In addition, to prevent potential cross contamination between PSG locations during PSG deployment, borehole drilling equipment was decontaminated in a mobile decontamination area as described in Section 5.8 of the FSP. To ensure the effectiveness of decontamination procedures, a Rinsate Blank (#1 though #5) was collected during each day of PSG deployment, by pouring laboratory grade volatile organic free water over the borehole drilling equipment and collecting the water for analysis. Water samples were collected in pre-cleaned glass amber vials supplied by the analytical testing laboratory. Immediately after collection, the samples were sealed, labeled and placed on ice in an insulated cooler. Each rinsate sample was submitted for laboratory analysis of VOCs by EPA Method 8260B, to Xenco Laboratories, on a five day TAT. Proper chain-of-custody documentation was maintained throughout sample handling and shipment.

Pena Soil Sample

Geo Strata field personnel utilized a new set of disposable latex gloves during collection of the soil samples. The soil samples were collected in pre-cleaned glass jars provided by Xenco and submitted for analysis of VOCs by 8260B, SVOCs by

EPA 8270C and RCRA 8 Metals by EPA 6020 on a five day turnaround. Immediately after collection, the samples were sealed, labeled and placed on ice in an insulated cooler. Proper chain-of-custody documentation was maintained throughout sample handling and shipment.

4.0 ANALYTICAL RESULTS AND DATA QUALITY

Results of the Beacon laboratory analysis of 208 PSG samplers, 22 field duplicates, 11 MS/MSDs and two ambient field blanks were reported by Beacon in laboratory report #2315. According to the Beacon report:

- Naphthalene concentrations were observed to exceed 25 nanograms (ng) in four PSG samplers, AW-41 (1,574 ng), I-50 (64 ng), I-35 (606 ng) and AE-29 (300 ng);
- BTEX concentrations were observed to exceed 25 ng in one PSG sampler, AW-10 (37 ng); and
- TPH concentrations, comprised of C5 to C9 aliphatic hydrocarbons, specifically not including BTEX compounds, were identified above the method detection limit of 2,500 ng primarily in the northwest and western portion of the project area. The highest concentration was observed in PSG sampler AW-50 (12,834 ng).

Laboratory analyses of all rinsate samples (#1 through #5) by Xenco showed VOC concentrations were non-detect for all tested analytes.

Laboratory VOC analysis of the Pena soil sample showed VOC concentrations were non-detect for all tested analytes. In addition, SVOC and RCRA 8 metal concentrations were non-detect or below Texas Risk Reduction Program (TRRP) Tier 1 Residential PCLs, with the exception of lead (1840 mg/kg) and mercury (0.027 mg/kg), as noted in Table 1 below:

Table 1. Pena Soil Sample

SVOCs by 8270C	TRRP Tier 1 rPCL (mg/kg)	Analytical Result (mg/kg)
2-Methylnaphthalene	17	16.9
Naphthalene	31	20.4
Penanthrene	420	0.529
Pyrene	1100	0.414
Metals by SW6020A		
Arsenic	5.0	1.17
Barium	440	190
Cadmium	1.5	1.08

Metals by SW6020A	TRRP Tier 1 rPCL (mg/kg)	Analytical Result (mg/kg)
Chromium (Total)	2400	9.15
Lead	3.0	**1840**
Mercury	0.0078	**0.027**
Selenium	2.3	0.266
Silver	0.48	0.186

Bold indicates a soil concentration exceeding rPCL concentrations.

Copies of the **Xenco Analytical Laboratory Reports** are included in the QAA final deliverable provided in **Appendix C**.

As specified in Section 3.9 of the FSP, QAA completed an independent data review (per TRRP-13 guidelines) to confirm that QA/QC measures were followed during sampler collection, sampler handling and storage, sampler analysis, data reduction and data reporting. QAA reviewed Beacon Environmental Report #2315 and Xenco Laboratory's analytical reports (#371424, #371698, #371854, #372041 and #372125). QAA was also provided a copy of the Geo Strata HCEI field notebook and a duplicate copy of the completed Beacon Passive Soil-Gas Survey Field Deployment and COC reports.

The results of the QAA independent QA/QC review were reported in a Data Usability Summary (which includes copies of both the Beacon and Xenco analytical reports) dated July 15, 2010 as provided in **Appendix C**. Briefly summarized, the DUS QA/QC review reported the following conclusions:

- ✓ Each member of the field team followed the same procedures as specified in the Beacon Field Kit Guide
- ✓ The laboratories used appropriate EPA-approved analytical methods and all soil gas samplers were analyzed using EPA method 8260C with all VOCs in the laboratory's standard VOC list included as target analytes as required per Section 3.2 of the FSP.
- ✓ Field QC samplers (including field duplicates, field matrix spike/matrix spike duplicate pairs, ambient air field blanks, trip blanks, and equipment rinsate blanks) were collected at the frequency required per Section 4.4 of the FSP.
- ✓ No data was deemed of insufficient quality to satisfy the project data quality objectives, and thus all data is usable as qualified for the intended use.

5.0 FSP EXCEPTIONS AND DEVIATIONS

The FSP was strictly adhered to during all Phase I activities, with the exception of the following noted items:

- Section 4 of the FSP noted that sampler retrieval was planned for the week of May 3rd. Also Section I.A of the Beacon field kit guide notes that retrieval was scheduled for 14 days after deployment. These dates/times changed slightly; the samplers were deployed May 4 through May 8 and recovered May 26 & 27.

- For quality assurance purposes, the FSP noted that Ambient Field Blanks were to be shown as soil gas (SG) samplers on the COC and documented as blanks in the field logbook. However, during the visual verification of the field kit, it was discovered that Ambient Field Blanks were prepared by the laboratory and identified as AA-1 and AA-2. Following a review of the FSP and communication with Beacon and the TCEQ, it was determined that utilization of Beacon prepared and identified ambient air PSG samplers (and their identification as such on the COC), would not affect data quality.

- The Beacon Field Kit guide recommended drilling of survey points to a depth of 12-inches (although in areas with very organic top soil or landscaped areas, the recommended depth was beneath the organic soil layer. During the HCEI sampler deployment, many of the PSG samplers were drilled to a depth of 13 to 15-inches to beneath the organic soil layer.

- Seven PSG samplers were pre-labeled and provided by Beacon in the sample kit. However, during PSG sampler recovery, two additional trip blanks (#8 & #9) were required to fulfill the FSP trip blank requirement. Per Beacon's recommendation, two PSG samplers were randomly selected from the remaining undeployed PSG samplers that were supplied with the kit. Like the original trip blanks, #8 & 9 trip blanks remained with the kit during the entire project and were not opened at any time. Removal of the deployment wire was required to convert the standard PSG sampler to a trip blank and to ensure a tight fit of the cap on the vial. Care was taken during the wire removal to avoid opening of the vial, which would result in ambient air exposure. Complete removal of the wire from trip blank #9 was completed. The majority of the wire was removed on trip blank #8; however a portion of the wire was inadvertently left beneath the cap and was identified by Beacon upon receipt of the sampler.

APPENDIX A

Figure 1 – Beacon PSG Survey Sample Locations



LEGEND

AN28 PASSIVE SOIL-GAS SAMPLE LOCATION

Scale in Feet

0 150 300

BEACON ENVIRONMENTAL SERVICES, INC.
323 Williams Street, Bel Air, MD, 800-878-5510
Beacon Project No. 2315, June 2010

Figure 1
Passive Soil-Gas Survey
Sample Locations

Hillcrest Community Investigation
Corpus Christi, TX

APPENDIX B

GPS and Sample ID Table

Field Notebook

Summary of GPS and Sample IDs
Hillcrest Community Environmental Investigation
Table 1.

TCEQ Sample ID	GPS ID		TCEQ Sample ID	GPS ID		TCEQ Sample ID	GPS ID		TCEQ Sample ID	GPS ID
AN-1	172		I-1	65		AW-1	152		AE-1	53
AN-2	59		I-2	64		AW-2	153		AE-2	54
AN-3	60		I-3	63		AW-3	154		AE-3	8
AN-4	4		I-4	62		AW-4	158		AE-4	25
AN-5	3		I-5	61		AW-5	159		AE-5	50
AN-6	2		I-6	66		AW-6	157		AE-6	51
AN-7	1		I-7	67		AW-7	156		AE-7	9
AN-8	137		I-8	68		AW-8	155		AE-8	49
AN-9	138		I-9	69		AW-9	161		AE-9	52
AN-10	145		I-10	70		AW-10	160		AE-10	10
AN-11	144		I-11	75		AW-11	162		AE-11	47
AN-12	166		I-12	74		AW-12	165		AE-12	48
AN-13	167		I-13	73		AW-13	163		AE-13	11
AN-14	168		I-14	72		AW-14	164		AE-14	27
AN-15	171		I-15	71		AW-15	173		AE-15	45
AN-16	56		I-16	80		AW-16	174		AE-16	46
AN-17	57		I-17	76		AW-17	177		AE-17	12
AN-18	6		I-18	77		AW-18	175		AE-18	24
AN-19	5		I-19	78		AW-19	178		AE-19	43
AN-20	132		I-20	79		AW-20	176		AE-20	44
AN-21	133		I-21	86		AW-21	125		AE-21	13
AN-22	134		I-22	85		AW-22	202		AE-22	14
AN-23	135		I-23	84		AW-23	199		AE-23	41
AN-24	136		I-24	83		AW-24	187		AE-24	42
AN-25	139		I-25	82		AW-25	188		AE-25	15
AN-26	140		I-26	87		AW-26	124		AE-26	39
AN-27	141		I-27	88		AW-27	203		AE-27	40
AN-28	142		I-28	89		AW-28	198		AE-28	16
AN-29	143		I-29	90		AW-29	186		AE-29	37
AN-30	169		I-30	81		AW-30	189		AE-30	38
AN-31	170		I-31	94		AW-31	123		AE-31	17
AN-32	55		I-32	93		AW-32	126		AE-32	35
AN-33	58		I-33	92		AW-33	197		AE-33	36
AN-34	7		I-34	91		AW-34	185		AE-34	18
AN-35	26		I-35	200		AW-35	190		AE-35	23
			I-36	95		AW-36	122		AE-36	33
			I-37	96		AW-37	127		AE-37	34
			I-38	97		AW-38	151		AE-38	19
			I-39	98		AW-39	184		AE-39	28
KM-1	204		I-40	99		AW-40	191		AE-40	31
KM-2	205		I-41	104		AW-41	121		AE-41	32
KM-3	206		I-42	103		AW-42	128		AE-42	20
			I-43	102		AW-43	150		AE-43	22
			I-44	101		AW-44	183		AE-44	30
			I-45	100		AW-45	192		AE-45	29
L1			I-46	105		AW-46	120		AE-46	21
L2			I-47	106		AW-47	129		AE-47	Drop
			I-48	107		AW-48	149			
			I-49	108		AW-49	182			
FHE-1	116		I-50	109		AW-50	193			
FHE-2	115		I-51	113		AW-51	119			
FHE-3	114		I-52	112		AW-52	130			
FHE-4	201		I-53	111		AW-53	148			
			I-54	110		AW-54	181			
						AW-55	194			
						AW-56	118			
						AW-57	131			
						AW-58	146			
						AW-59	180			
						AW-60	194			
						AW-61	117			
						AW-62	Drop			
						AW-63	147			
						AW-64	179			
						AW-65	196			

HILLCREST COMMUNITY ENVIRONMENTAL INVESTIGATION PHASE I PROJECT COMPLETION REPORT

Hillcrest Community
Corpus Christi, Texas

Field Notebook

FIELD BOOK

#401595

OPEN MEADOWS™

Outdoors Office

3-25-10 - Hillcrest Meeting

1400 Depart GeoStrata 7150
(108297.5) C. Holderfield

1715 Arrive @ Oreal Centre
(108454.5)

1800 Meet w/ TCEO to
prepare for meeting.

2100 Meeting Concluded
GeoStrata off site
~~108622~~

3-26-10

0100 Arrive @ GeoStrata
108622 (324.5 RT)

CAH

4.27.10 GPS Grid

1520 Depart Geo Strata for Corpus Christi (7150 409304.2)

1820 Arrive @ Hotel for 8AM Site Meeting with TCEQ.

CAH

4/28/10 GPS Grid

0730 Depart Hotel (109425)
0750 Arrive @ Site. R Gunn On-Site
0810 TCEQ on Site (Omar Valdez and Elizabeth Simmons)
Discuss Project - Conduct Health & Safety Meeting
Begin Collection of points & Establishing grid.

- Break for lunch and resupply
- Return to site & continue marking sample locations

1750 Stop work for day. Completed GPS positions.
Start time for 4/29/10 agreed for 8AM. Geo Strata & TCEQ off-site.

1800 Arrive at Hotel (109490)

CAH

GPS Grid Cont.

Depart Hotel (109490)
Arrive On-Site - Conduct Health and Safety meeting Omar Valdez + Elizabeth Simmons - TCEQ and Robert Green and Carrie Holderfield of Geo Strata on site.
Continue GPS data collection and sample grid with access coordinated by TCEQ at necessary properties.
Break for lunch (109496
* GeoStrata and TCEQ onsite (109500)
Complete work for day
Completed ___ sample locations
Geo Strata and TCEQ off site. Meet at 7am 4/30/10 at school in neighborhood

4

4/30/10 GPS Grid Coord

0650 Depart Hotel
0700 Arrive Onsite
Geo Strata (C. Holder field + R. Green On-site) and TCEQ (O Valdez + E Simmons) On-Site. Conduct Health and Safety meeting and coordinate work for day
0730 Begin marking sample locations near railway.
- TCEQ On-site to attend meeting. Geo Strata continues making sample locations near Broadway and Nueces Bay Rd
- Break for rest period
- TCEQ on-site
- Break for lunch
- Continue making of final sample locations. Three off-site locations still require access approval and will be addressed next week

5

/10 Cont.

TCEQ. Coordinate
stallation of vapor
mples for 5/4/10.

TCEQ off site
Geo strata off site
completed ___ sample
locations (through 200)
arrive @ Geo Strata
(109678.5)

CAH



Passive Soil Gas (PSG)
Installation

Tues. May 4

0430 Depart Geo Strata (Rudy Arredondo and Carrie Holderfield) F250 (252177)

0730 Geo Strata on site (RA + CH) (252342) - R. Green presently on-site with TCEQ Omar Valdez. Conduct Health and Safety meeting. High 80 to mid 90 Clear weather - Sunny

0800 Mobilize to NW Corner of Project Site to begin PSG installation, decon setup.

Note: This Hillcrest dedicated field log book is being utilized in conjunction with the Beacon Field Report form. Information reported on the Beacon form will not be duplicated in the log

4 Cont

ock. All Pkgs will be placed one length north (unless otherwise noted)

Photo Log: All photos ss otherwise noted will collected by Carrie Holderfield

oto #	TCEQ ID	Time Direction + Notes
AN-20		View SW 0857
AN-21		View N 0914
AN-22		View N - in field (Broadway) 0931

Rinsate Blank #1 Collected Ms. Susan Canales (HCE) on-site. Conduct #4 S briefing Confirm AN-20 MS/MSD

-23 0952 View North near Floral to west

Ms. Canales and O. Valdez off site - Move to

V-24 1024 V. North towards Broadway

8

May 4 Cont

# Photo	ID	Time	Dir	Notes
CH 6	AN-25	1020	N	Broadway N - Palm CH E
7 +8	AN-26	1036	N	Towards Broadway in field
9	AN-27	1056	N	Towards Broadway Van Loan to east (field)
10	AN-28	1111	N	Towards Broadway Stillman to East

1115 to 1130 Break

11 + 12	AW-1	1146	V N.	Towards Broadway Nueces Bay to West
13	AW-2	1157	V. North	to Summers
14	AW-3	1208	V. N.	to Summers
15 +16	AW-4	1216	V. N.	to Summers (15 shutter in view)
17	AW-5	1224	V. N	to Summers Palm to east
18	AW-6	1242	V. N.	to Broadway along Nueces Bay Rd * Note device moved 1 ft NW due to lost drill bit.

9

4 Cont

ID	Time	Dir	Notes
W-7	1255	V.N.	Towards Summers & Broadway John to S.
W-8	1304	V.N	Towards Summers & Broadway Floral to East
	to 1410	Lunch Break	
W-9	1424	V.N	to Summers / Palm to East
AW-10	1437	V.N	towards Summers Residence in background. Palm E
AW-11	1447	V.N	towards John Floral to west
AW-12	1500	V.N	towards John
AW-13	1507	V.N	from Dempsey
AW-14	1519	V.N	from Dempsey
AW-15	1529	V.N	towards Dempsey
AW-16	1546	V.N	towards Dempsey - Palm to East
AW-17	1559	VN	Towards Nueces Floral to West
AW-18	1610	V.N.	to Nueces Palm to east

May 4, 10 Cont

Photo ID	Time	Dir	Notes
31 AW-19	1621	V.N	to Nueces - Flora to west
32 AW-20	1632	V.W.	to Floral Residence to South
	1650	Move to AW-23 @ Per Oral Field Blank @ AW-21, Dup AW-2 & Dup AW-32	
33 AW-23	1656	V.N	to Moore - Fire Dept west
34 AW-24	1705 (CH)	V.N	to Moore - Floral to west
35 AW-25	1716	VN	to ~~Palm~~ Moore - ~~Moore~~ Palm to east - Residence east
36 AW-30	1728	VN	to Moore - Palm to east - Minton South
37 AW-29	1753	VN	to Moore, Flora to west. Note moved 1-ft NW due to refusal @ 1-ft north location
38 AW-28	1807	V.N.	to Moore, Flora to East, Fire Dept W.

4, 10 Continued

ID Time Dir/Notes

-32 1830 V. N. to Minton - Nueces Bay Rd to west - Fire Station to N. accross Minton

shutter in view

2 AA-1 1900 Near AW-21 - closest active Stack to HCE - photos by O. Valdez

O. Valdez (TCEQ) off site
Geo Strata off-site
Arrive @ Hotel
252356

CATT

May 5, 2010

Sunny - High 80 to Low 90 -

0640 Depart Hotel 252356
0700 Arrive on-site Geo Strata (R. Green, R. Arredondo, C. Holderfield) TCEQ (O. Valdez) Discuss plan for day, Contact Beacon to verify processes are at best practice Conduct Health and Safety

All photographs will be collected by C. Holderfield unless otherwise noted

Photo	ID	Time	Dir/Notes
43	AW-33	0806	V. N. from abandoned property on Minton
44	AW-34	0818	V. N along Flora residence in background
45	AW-35	0826	
46	AW-40	0834	VN along palm
47		2908	Koepke to east

(47) also view of neighboring house

y 5, 10 Continued

ID Time Dir/Notes

AW 39 0842 V N along Flora Koepke to S.

AW-38 0847 V.N. from Koepke - abandoned property in background

AW-37 0856 V. N. from Koepke Refinery to W. Along Nueces Tree to east

AW-42 0904 VN to Koepke Refinery & Nueces Bay

AW-43 0912 VN to Koepke, Floral to east

AW-44 0923 VN along Floral towards Koepke - upon retrieval pull tube due to blockage

AW-45 0933 VN towards Koepke, Palm east, residence on background

TCEQ Region 13 On-Site Mike Sheen O. Valdez & Mr. Sheen off site

May 5, 2010 Continued

Photo ID Time Dir/Notes

55 AW-50 0943 VN to Hilbert, residence in background Ants in hole

56 AW-49 0950 VN to Hilbert, Flora west, limited vegetation

0955 O. Valdez on site

57 AW-48 0957 VN to Hilbert, Nueces Bay to West

58 AW-47 VN to Hilbert, Nueces Bay directly West

59 AW-52 1020 VN to Hilbert, Nueces Bay Rd due west

1025 Move to sample locations on west side of Nueces Bay to avoid lunch hour traffic during installation. ~~[illegible]~~ CH

60 AW-21 1040 V. North along Nueces Bay Rd to east, Refinery due west, Moore cross street

May 5, 2010 Cont

Photo ID	Time	Dir/Notes
61	AW-26	1047 V.N. Along Nueces Bay Rd, Moore Cross Street
62	AW-31	1057 V.N Along Nueces Bay Minton Cross Street
63	AW-36	1108 V.N Along Nueces Bay Rd. Valve barricade in background
64	AW-41	1119 V.N Along Nueces Bay Rd. Koepke Cross street
65	AW-46	1129 V.N Along Nueces Bay Rd, Ihlbut Cross Street
66	AW-51	1139 V.N along Nueces Bay Rd, Ihlbut Cross St
67	AW-56	1150 V.N. along Nueces Bay Rd, IH-37 South, Noakes Cross Street
68	AW-61	1202 V.N Along Nueces Bay Rd, IH-37 South, near intersection
69		Rinsate #2 (5-5-10) collected 1210 Sample Time. Robert Green collected photograph
1230		Geo Strata (RA + CK) Depart TCEQ Office to send rinsate sample

May 5, 2010 Cont

1340 Geo Strata On-Site

Photo ID	Time	Dir/Notes
FHE-3	#70 1359	V.N towards FHE refinery - Nueces Bay Rd East IH-37 South
FHE-2	#71 1408	V.N towards Flint Hills Property - IH 37 South
FHE-1	#72 1432	View north towards Flint Hills property - I-37 South
1440		Rec'd. Valdez added one added sample point to FHE (FHE #4) Mark w/ GPS #201
#73	AA-2 1438	View North collection to FHE Ambient Air #2 (C. Valdez collected photograph)
#74	FHE #4 1447	View north toward Flint Hills East property
#75	AW53 1509	View north toward Holbert, Nueces Bay west
#76	AW 54 1517	View north to Holbert, Floral to west
#77	AW 55	V.N toward Holbert 1525 Residence to Northeast + NW

May 5 Cont

Photo	ID	Time	Dir/Notes
#78	AW 60	1535	V. North to Naked Palm to east
#79	AW 59	1543	V. North along Floral, Noakes Cross Street
#80	AW 58	1553	V North to Noakes Floral to East
#81	AW 57	1602	V. North to Noakes Nueces Bay Rd West - Too vegetation
#82	AW 63	1612	Moved left south due to metal lid. V. North towards Noakes. 137 South
#83	~~AW 64~~ Disregard	~~1622~~	V. North from IH37 Access @ 2914 Martin Luther King (Abandoned)
#84	Sample is actually AW 65 repholographed - Error identified due to change during GPS Phase	1638	
#85	AW 64 - 1643		V. North along floral · MLK Drive South
	1645		Move to FH Fire station to Add AW-22 & AW-27.

May 5 Cont

1650 - GPS AW-22 #202
1700 - GPS AW-27 #203

Photo	ID	Time	Dir/Notes
#86	AW-27	1709	V. North from Fire Station property · Moore to N. Nueces Bay to west · Inc lead in parking lot (asphalt)
#87	AW-22	1717	V. North from fire station property Moore to north (cross street)
		1720	Mob to Area North
#88			V. North towards Broadway AN 8 Time (1732) Nueces Bay west
#89		1739	V. North towards Broadway Palm to West AN-9 (AN-91)
#90	AN10	1751	V. North towards Broadway · Van Loan East
#91	AN11	1803	View to Broadway · Van Loan East

May 5 Cont

Photo	ID	Time	Dir/Notes
#92	AN12	1819	V. North to Broadway on 2121 Shillman property
		1830	Skip AN-13 due to truck in driveway - complete tomorrow (1167)
#93	AN-29		V. North towards Broadway: Summers to east residence in background
1845			
#95	AN-14		V. N to Broadway
1913			Pea body East, Residence in background
#94	AN-1	1903	View north. Broadway South, tanks in background
		1920	Debrief, set plan for 5/6/10 Mtg at Post & Hatch at 7am Completed 50 installations
		1930	TCEQ & GeoStrata off site to purchase supplies
		2000	Arrive at Hotel (252404)

20

Hot, Humid

May 6, 2010 PSG Installation

0645 Geo Strata Dept Hotel (252404)

0700 Geo Strata On Site (C Hadfield, R. Arredondo & R Green) TCEQ (O. Valdez) on-site. Conduct Health & Safety Meeting - Prep for field PSG installations.

Photo	ID	Time	Dir/Notes
95	AN-7	0731	V. North toward Broadway along alley
96	AN-6	0747	V. North along Port to Broadway (Vehicles in photo were not running)
97	AN-5	0800	V North from ~~vacant lot~~ 2315 Broadway Property
98	AN-4	0812	V. North along Lexington from 2221 Lexington easement
99	AN-19	0825	V. North from Church at Hatch and Port (flag removed)
100	AN-18	0843	V. North along Lexington (flag removed)

21

May 6, 2010 PSG Install

0830 Ms. Canales on-site, Conducted Health and Safety Briefing
0910 Ms. Canales off-site

Photo	ID	Time	Dir/Notes
101	AN34	0914	V. north along Lexington near Summers intersection
102	AN35	0921	V. North from vacant lot along Lexington
103	AE 3	0946	V. North Along Lexington from vacant lot. Summers Cross st.
104	AE4	0953	V north along Lexington from vacant lot on East side
105	AE7	1012	V. North along Lexington from vacant field - John Cross St PSG in easement
106	AE 10	1022	V. Nort along Lexington PSG in easement
107	AE 13	1035	V. North along Lexington from 1815 Lexington Easement
108	AE 14	1048	V. North along Lexington from vacant lot - Dampsey in background
109	AE 17	1101	V. North along Lexington. Nueces to east. PSG moved 1' west due to obstruction

May 6, 2010 Cont

Photo	ID	Time	Dir	Notes
110	AE18	1111	V. North at PSG in Easement at 2314 Nueces	
111	AE 21	1121	V. North along Lexington - PSG in easement tree cutting pile in background	
112	AE 22	1131	V. North @ PSG in vacant lot at Lexington + Winnebago (time for sample O. Valdez)	

1134 Jessica Russel inquired as to activities - informed O. Valdez who met w/ resident

113	AE 25	1145	VN at PSG in easement along Lexington (1613 Lexington)
114	AE 28	1151	V. North along Lexington PSG at 1521 Lexington property
115	AE 31	1200	V. North @ PSG at 1503 Lexington (Owner - Frederick)
116	AE 34	1214	V. North at PSG at 937 Lexington easement Car Parked - Not Running
117	AE 35	1236	V. South @ PSG sample location (946 Lexington back yard)

May 6, 2010 Cont HOT

Photo ID Time Dir/Notes

118 Rinsate #3 5/6/10 collected Photo at 1248 • View NE

1248 TCEQ off-site. Met on-site at 1400 following Rinsate sample shipment

1310 GeoStrata off-site to deliver sample

1325 Deliver Sample Break for lunch

1400 GeoStrata on-site

#119 AE 38 1425 View south along Lexington at PSG in easement at 927 Lexington

120 AE 39 1433 View south at PSG in 924 Lexington backyard

121 AE 42 1443 View north along Lexington @ PSG in 915 Lexington easement

122 AE 43 1453 V. north at PSG in backyard of 910 Lexington

May 6, 2010 Cont HOT

Photo ID Time Dir/Notes

123 AE 46 1501 V. North at PSG sample at corner of Martin Luther King & Lexington

124 AE 45 1510 View north at PSG located in vacant field off Martin Luther King

Note AE 47 dropped previously due to close proximity to prior samples • Reconfirmed w/ O. Valdez

125 AE 44 1523 View south along Kennedy towards Martin Luther King (MLK)

126 AE 40 1532 View north along Kennedy @ PSG near 2500 Holbirt Driveway

127 AE 41 1540 View north at PSG in backyard of 1334 Kennedy

128 AE 36 1556 View north @ PSG in easement at Victory Church on Koepke

129 AE 37 1407 View west at PSG sampler in side yard of 1402 Kennedy

May 6, 2010 Cont Hot

Photo ID Time Dir/Notes

130 AE32 1618 View north @ PSG located in front of school on Kennedy

131 AE33 1625 View north at PSG location in vacant lot accross from School on Kennedy

132 AE29 1635 View north at PSG location in Dr. Williams Park on Kennedy

133 AE30 1647 View east at PSG located at 1502 Kennedy side yard

134 AE 26 1657 View north along Kennedy @ PSG near Cemetary accross from 1518 Kennedy

135 AE27 1708 View N a PSG located at 1518 Kennedy back yard

135 AE ~~42~~ 24 1726 V N @ PSG in vacant lot on east side of Kennedy

134 AE 23 ~~1726~~ V North along Kennedy, PSG near Kennedy Cemetary

May 6, 2010 Hot

Photo ID Time Dir/Notes

136 AE 20 1740 V north at PSG in residence easement on Winnebago (near 2418 Winnebago)

137 AE 16 1759 V N at PSG in back yard at 1716 Kennedy PSG South 1' due to fence

138 AE12 1811 V east at PSG located in vacant lot near Dempsey on Kennedy

139 AE9 1848 V. South at PSG in vacant lot on John

140 AE6 1859 V. South at PSG located in easement @ 2411 John

141 AE2 1911 V North at PSG behind abandoned bldg on 2418 John

142 AN33 1929 View west at PSG located at 2410 Summers

143 AN 17 1939 View South at PSG located at 2413 Hatch Easement

1950 TCEQ + Geo Strata off-site To resupply

2000 Arrive at Hotel

252448

May 7, 10 PSG Install

0640 Depart Hotel 252448
0700 On-site. Conduct Health and Safety. Coordinate plan for day. Mov to 1st PSG site

Photo	ID	Time	Dir/Notes
144	AE19	0738	V. North at PSG located @ corner of Kennedy & Winnebago Homeowner visit w/ D. Valdez
145	AE15	0748	V North at PSG in park on Kennedy - Access from 1714 Kennedy
146	AE 11		View N. at PSG in Park across from 1816 Kennedy
0805			
0809			Corpus Christi Police Dept on-site due to resident call D. Valdez coordinate visit
147	AE 8	0812	View north at PSG on West side of Kennedy
148	AE 5	0823	View north at PSG on west side of Kennedy at 4th Ave Intersecti
149	AE 1	0832	View N. @ PSG located near cemetery on Kennedy (2002 Kennedy)

Hot
Humid 88%

May 7, 10

Photo	ID	Time	Dir/Notes
150	AN32	0948	View North along Kennedy at PSG located accross from 2422 Sommers (near cemetary)
160	AN 16	0957	View north at PSG near 2113 Kennedy Property
161	AN 2	0956	View north to Broadway at PSG in easement, PSG SW of marker due to obstruction
162	AN 15	0924	View north to Broadway at PSG in 2515 Broadway side yard, Added GPS Point 171 Sampler east due to obstruction
163	AN 3	0938	View N @ sampler located in back yard of 2214 Kennedy
164	AN 31	0987	View North at PSG in cemetary easement of Peabody
165	I5	1003	View north at PSG located in vacant lot by cemetary
166	AN 30	1017	View north at PSG located in east yard @ 2103 Peabody
167	AN 13		View at PSG in backyard of 2120 Shillman
168	I14	100	View S. at Summers + Peabody PSG

May 7, 10 Hot + Humid

Photo ID Time Dir/Notes

169 I3 1109 View ~~North~~ South at PSG (North) on Summers between Van Loan & Stillman

170 I2 1116 View South at PSG between Van Loan & Palm

171 I1 1123 View north at PSG on Summers by Palm Intersection

172 I6 1131 View north at PSG on John by Palm intersection (easement)

173 I7 1137 View north at PSG in easement at 2814 ~~Palm~~ John

174 I8 1143 View north at PSG in easement near Stillman on ~~Palm~~ John

175 I9 1148 View north at PSG in easement near 2608 John

176 I10 1156 View north at PSG on John by 2000 Peabody

177 I15 1209 View north at PSG at Dempsey and the Park

178 I14 1215 View north at PSG at 2610 Dempsey

179 I13 1222 View north at PSG on Dempsey by vacant lot

Hot + Humid

May 7, 10

Photo ID Time Dir/Notes

180 I12 1246 View north at PSG on Dempsey near Van Loan

181 I11 1252 View north at PSG on Dempsey near Palm intersection

1300 Collect Rinsate Sample #4 5/7/10 Photo #182 @1305

1320 Collect soil samples from Mr. Pena's residence to run RCRA, VOC + SVOC Photo # 183 @1321

1345 Geo Strata off-site to deliver samples to Lone Star

1405 - 1450 Break for lunch Return to Site for offsite Release Sample installation

I20 - 1459 View north at PSG in #184 vacant lot at Nueces and Peabody

I19 - 1510 View N at PSG located #185 on 1802 Stillman Backyard

May 7, 2010

Photo	ID	Time	Dir/Notes
#186	I18	1520	View north at PSG in property at Nueces & Stillman
#187		1608	View north at PSG
#188		1613	View north at PSG point west due to hole
#189		1616	View N at PSG Point
#190			View west at possible SVE System w/ Carbon polishing units
#191		1619	View northeast at monitor wells converted to extraction wells
#192		~~1619~~ 1620	View east at monitor wells converted to extraction wells
#193		1620	View southwest at pooling around monitor wells
#194	L1	1650	View north at PSG in field
#195	L2	1653	View N at PSG sample
#196	I17	1521	View north at PSG in 2814 Nueces Property
#197	I16	1750	View S at PSG Sample at 1808 Palm

May 7, 2010

Photo	ID	Time	Dir/Notes
198	I21	1804	View north at PSG in fire damage home property
199	I22	1821	View S at PSG in side yard of 1713 Van Loan
200	I23	1832	View N at PSG in vacant lot by 1701 Stillman
201	I24	1846	View at PSG located at 1709 Peabody (behind house)
202	I25	1901	View N at PSG located in Park by Ledgerow (weeds)

1907 Geo Strata and TCEQ offsite to resupply. Meet at 0730 5/8/10 at school

1940 arrive at hotel 252499

5.8.10 Hot Humid

0710 Depart Hotel 252499
0735 Arrive on site. Conduct Health and Safety

Photo ID Time Dir/Notes
203 & 204 I35 8:07 View north at PSG near School building.
205 I30 0815 View north at PSG located between cemetery and School
206 I29 0835 View E at PSG located in backyard of 1615 Peabody
208 I28 0906 View at PSG located by stairs at 1609 ~~Minton~~ Stillman
207 I27 0851 V N at PSG located in vacant lot on Van Loan @ Minton
209 I26 0932 View NO PSG in vacant lot (PSG moved due to bee infestation at original location new gps collected
210 I31 0940 View north at PSG in easement on Minton near Palm
211 I32 1002 View south at PSG on Minton near Van Loan

5/8/10 Hot Humid

Photo ID Time Dir/Notes
212 I33 1009 View ~~South~~ north at PSG in easement on Minton near Stillman intersection
213 I34 1001 View north at PSG in easement on minton near Peabody (school)
214 I40 1026 View north at PSG in Easement at school (Koepke)
215 I39 1035 View north at PSG in vacant lot near Peabody
216 I38 1041 View north at PSG in easement on Koepke at Stillman
217 I37 1046 View north at PSG in easement on Koepke at Van Loan
218 I36 1051 View north at PSG located in easement on Koepke near Palm (2826 Koepke)
219 I41 1103 View north at PSG in easement at 2828 Hilbut
220 I42 1111 View north at PSG located in easement on Hilbut near Stillman
221 I42 1116 View north at PSG at Penn residence 2813 Hilbut

5/8/10

Photo ID	Time	Dir/Notes
222 I44	1122	View north at PSG in easement on Hilburt near Peabody
223 I45	1127	View north at PSG in easement at 2516 Hilbut
224 I50	1134	View north at PSG on Noakes near MLK (easement)
223 I49	1140	View north at PSG on Noakes near Peabody (easement)
224 I48	1146	View north at PSG on Noakes in Easement by 1301 Stillman
225 I47	1157	View north at PSG in easement at 20 Noakes
226 I46	1203	View north at PSG in easement at 2824 Noakes
227 I54	1212	View north at PSG in MLK easement by Peabody
228 I53	1219	View north at PSG in easement by Stillman on MLK
229 I52	1225	View north at PSG in easement at 1203 Van Loan (on MLK)
230 I51	1235	View north at PSG in MLK easement by Hillcrest Manor Apt (2830 MLK)

5/8/10

1240 Move to area to collect Phase I IDW (vocs) + Rinsate #5 samples photos (231 - 234) Also collect Phase I IDW photos (1235 - 237)

1350 Geo Strata ??? pick to deliver rinsate & IDW samples to Fed Ex

1400 Deliver samples to Fed Ex and start return trip to Geo Strata

1630 Arrive at Geo Strata 252680

5/25/10

1630 Depart Off-Site 7150
109845
1930 arrive at Hotel
110006.3

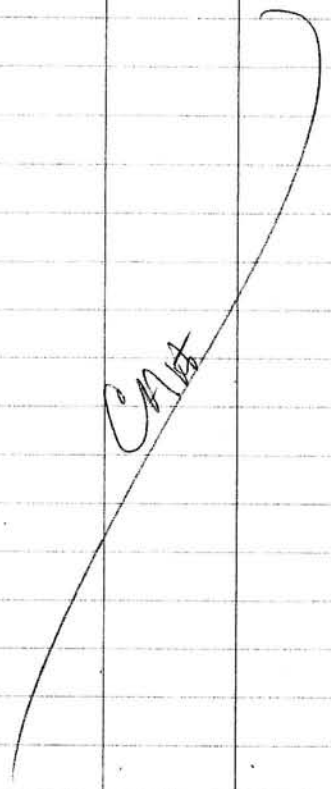

5/26/10 Sunny ; Hot Slight Breeze

0715 Depart Hotel 110006.3
0730 Arrive on-site, TEQ
O. Valdez, E. Simmons
arrive on-site. Geo Shatz
C. Holderfield & R. Green
Conduct Health and
Safety Meting, Review
Sample retrieval procedures
and QA/QC.
0830 Begin Sample retrieval
Note: This log book is being
utilized in conjunction w/
Beacon Chain-of-custody
field sheets. Information
noted on the field sheets
will not be duplicated in
the log book. Also, unless
otherwise noted, all photo
graphs are collected by
C. Holder field
Photo: • SG-AW-3 1100 H_2O in sampler
• SG-AW-9 1107 H_2O in sampler
▲ SG-AW-17 1154 metallic (shiny)

5/26/10 Cont

Substance adhered to inside of sample vial - Not Soil

- SG-AW-18 1202 moisture in sampler
- SG-AN-30 1509 moisture in sampler

1245 to 1345 Lunch Break

- SG-AN-15 1528 moisture in sampler
- SG AN-34 1622 H_2O in sampler

1655 GeoStrata off-site to deliver samples for overnight shipping to Beacon and to obtain copies of COC sheets prior to shipping

- 1800 Photo of sample shipping box following custody seal secure at Fed Ex

1900 Arrive at Hotel -

NOT, 100%

5/27/10 Continued Retrieval humidity

0630 Depart Hotel
0645 Arrive On-site - Low/No Breeze
0715 Begin Sample retrieval
0729 AN-35 Photo - Moisture in Sampler
0805 AN-19 Photo - Small amount of moisture in Sampler
0850 AE-18 Photo - H_2O in Sampler
0913 AE-31 Photo - H_2O in Sampler
0923 AE-35 Photo - H_2O in Sampler
Two Photos
↑ AE-29 Photo - Moisture in
1112 Sampler
1335 I4 Photo Moisture in Sampler 2 photos
*Note: Addition trip blanks utilized from vials provided by Beacon which have been with the trips during the entire project. Wire clipped and removed by CHI. Samplers NOT opened (#8 + #9)
1344 I2 Photo Moisture in sampler
2 Photos

5/27/10 Continued

1350 11 Photo Moisture in Sampler
I8 Photo Small amount of
1405 soil in Sampler near cap
1415 I10 Photo H_2O in Sampler
1624 I22 Photo Moisture in Sampler

1649 Final Sampler collected at I29. R. Green & O. Valdez return from Rinsate drum handling. Verify duplicate Samples at 10% (21 samples)

1705 Geo Strata Off-site to deliver Samples to Fed Ex

1800 Affix Custody Seal #10368885

1802 Photo of Sealed Beacon Box in Fed Ex Box
Ship Samples - Return to Hotel

1840 Arrive at Hotel

42

5/28/10

0730 Depart hotel 110093.4
1020 Arrive at Office
110234.3

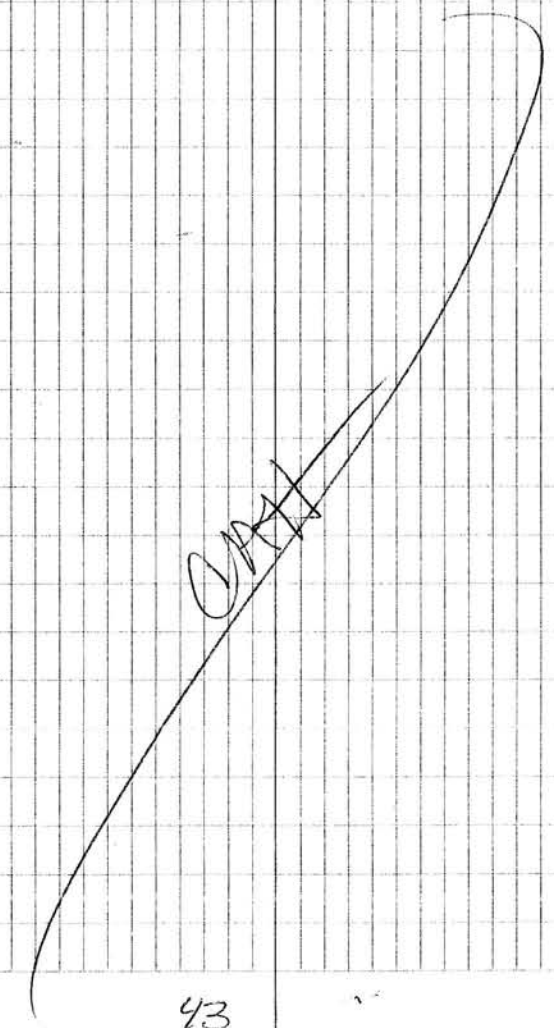

43

APPENDIX C

Quality Assurance Associates (QAA) Final Deliverable

DATA USABILITY SUMMARY

HILLCREST COMMUNITY ENVIRONMENTAL INVESTIGATION (HCEI)

PHASE I - SOIL GAS SURVEY

Prepared by
Quality Assurance Associates (QAA, L.L.C.)
1007 Francis Drive
College Station, TX 77840
www.qaallc.com
979-694-7199

July 15, 2010
Revised August 3, 2010

Revision History

8/3/2010 – Based on additional information obtained from the laboratory, the text under ‘Usability of Unqualified Non-Detects’ on page 3 and the MDLs section on page 9 was revised regarding the checking of the MDLs for the PSG samples for reasonableness using the detectability check sample (DCS).

8/3/2010 – A clarification was added under the Laboratory Control Sample (LCS) Recovery section on page 10 regarding how Beacon spiked the LCS.

TABLE OF CONTENTS

PROJECT OVERVIEW AND SUMMARY 1

GLOSSARY OF TERMS 2

SUMMARY OF QUALITY CONTROL MEASURES 3

USABILITY SUMMARY 3

QC OUTCOMES 5

LIST OF TABLES

Table 1 – Samples Collected
Table 2 – Qualified Sample Results
Table 3 – Field Duplicate Summary

ATTACHMENTS

Attachment A – Independent Data Review Checklists
Attachment B – Laboratory Data Packages
Attachment C – Field Notes

SITE:	Hillcrest Community Corpus Christi, Texas	
EVENT:	Hillcrest Community Environmental Investigation (HCEI) Phase I - Soil Gas Survey	
INTENDED USE:	The survey was undertaken to obtain passive soil gas data to screen the Hillcrest Community for volatile organic compound (VOC) impacts to groundwater and to select the optimal locations for permanent monitor wells.	
LABORATORY:	Beacon Environmental Services, Inc. Bel Air, Maryland	Xenco Laboratories, Inc. Houston, Texas
ANALYSIS:	37 VOCs in soil gas by SW846 8260C (modified for passive soil gas samples)	59 VOCs in water by SW846 5030B/ 8260B
CERTIFICATION:	NA(1)	T104704210-TX
WORK ORDER(S):	2315	371424, 371698, 371854, 372041, 372125
SAMPLES(2):	208 field samples, 22 field duplicates, 11 field matrix spike/matrix spike duplicate pairs, 2 ambient air field blanks, and 9 trip blanks	5 equipment rinsate blanks 1 investigation-derived waste sample

(1) NELAC-accreditation under the Texas Laboratory Accreditation Program is not offered for passive soil gas analysis.

(2) Refer to Table 1 for a complete listing.

QAA completed a third-party, independent data review (IDR) of the above chemical analysis data as specified in the Texas Risk Reduction Program (TRRP) guidance document, Review and Reporting of COC Concentration Data (RGG-366/TRRP-13, December 2002) (hereafter called TRRP-13) per the project-specific Field Sampling Plan for Phase I: Soil Gas Survey (April 2010) (hereafter called the FSP). Additionally, the data was reviewed for adherence to the data quality objectives in the FSP and adherence to the TCEQ Quality Assurance Project Plan for the Petroleum Storage Tank Program FY 2010 (Document No. 201009.0) (hereafter called the QAPP). The results of the independent data review including the documentation of any deviations from the QAPP are presented in this data usability summary.

All samples analyzed during the event were included in the independent data review. QAA completed the review using the following laboratory submittals:

- the laboratory reportable data as defined in TRRP-13;
- the laboratory review checklists and associated exception reports as defined in TRRP-13; and
- the field notes as contained in the field deployment report and chain-of-custody records.

The review of the reportable data included the quality control (QC) parameters listed below, as required per TRRP-13, using the applicable analytical method and project requirements:

- Data Completeness
- Chain-of-Custody Procedures
- Sample Condition - Holding Time, Preservation, and Containers
- Field Procedures
- Results Reporting Procedures
- Laboratory and Field Blanks
- Laboratory Control Sample and Matrix Spike Recovery
- Surrogate Recovery
- Matrix and Field Duplicate Precision

Additionally, QAA used the laboratory review checklists to evaluate the following quality control parameters:

- Method Detection Limits
- Method Quantitation Limits
- Instrument Tuning and Calibration
- Internal Standards

The following project-specific review criteria, as stipulated in Section 3.9 of the FSP, were used for the independent data review:

- Percent recovery for spikes within 60-140% (but not less than 10%, or data will be rejected) and relative percent difference (RPD) for duplicates within 40%

As recommended in TRRP-13, the RPD criterion was used if a result for the duplicate pair is greater than 5x the MQL. If results are less than 5x the MQL, the absolute difference between the results was compared to a criterion of +/-2x the MQL.

(Note that, as stipulated in Section 3.5 of the FSP, the laboratories used their own quality control acceptance criteria for their internal review and for reporting on the quality control forms. The laboratory criteria differ from the data review criteria, and thus quality control parameters that are within the laboratory criteria may be outside the review criteria and vice versa.)

If an item was found outside of the review criteria, the reviewer applied a data review qualifier and bias code to the results for the affected samples in accordance with TRRP-13. A list of all qualified results and definitions of the qualifier and bias codes are given in Table 2. The checklists used by the reviewer to complete the independent data review are included as Attachment A.

GLOSSARY OF TERMS

The following definitions apply for terms related to analyte reporting limits:

MDL (Method Detection Limit) – the minimum concentration or mass of an analyte that the laboratory can measure and report with 99% confidence that the analyte concentration or mass is greater than zero. The MDL is determined by the laboratory for each analyte in a given reagent matrix (water, soil, or vapor) generally using the procedures specified in 40 CFR Part 136, Appendix B. It is a measure of the concentration or mass an instrument can detect or 'see' in a given reagent matrix. TRRP-13 and Section 3.6 of the FSP require that the laboratory routinely check the MDL for reasonableness, which can be accomplished by analysis of a detectability check sample (DCS).

SDL (Sample Detection Limit) – the MDL adjusted to reflect sample-specific actions, such as dilution or use of smaller aliquot sizes than prescribed in the analytical method, and taking into account sample characteristics, sample preparation, and analytical adjustments including dry-weight adjustments. It is a measure of the concentration or mass an instrument can detect or 'see' in a given sample. Per TRRP-13 and Section 3.6 of the FSP, non-detects should be reported using the SDL. This term was originally called the SQL (sample quantitation limit) before the TRRP rule revisions effective March 19, 2007.

Unadjusted MQL (Method Quantitation Limit) – the lowest non-zero concentration or mass standard in the laboratory's initial calibration curve calculated using the normal aliquot sizes and final volumes prescribed in the analytical method. The unadjusted MQL is reported by the laboratory for each analyte in a given matrix (water, soil, or vapor). It is a measure of the concentration or mass an instrument can accurately measure in a typical sample. Per TRRP-13, the Unadjusted MQLs should be below the Levels of Required Performance (LORPs) for purposes of assessment as well as demonstration of conformance with critical Protective Concentration Levels (PCLs). As stated in Section 3.3 of the FSP, the TCEQ does not typically evaluate soil gas, and the TRRP rule is not written to specifically address this exposure scenario. Additionally, passive soil gas

sampling and analysis gives a total mass measurement (e.g., nanograms) rather than a concentration (e.g. milligrams per liter) that can be evaluated against TRRP risk-based exposure levels (RBELs). Therefore, the data generated from Phase I does not facilitate comparisons to any health-based benchmarks.

MQL – the unadjusted MQL adjusted to reflect sample-specific actions, such as dilution or use of smaller aliquot sizes than prescribed in the analytical method, and takes into account sample characteristics, sample preparation, and analytical adjustments including dry-weight adjustments. It is a measure of the concentration or mass an instrument can accurately measure in a given sample. Per TRRP-13 and Section 3.6 in the FSP, analyte concentrations (or masses) above the MDL (or SDL for a given sample) but below the MQL must be reported as detected results. Though the analyte is considered present in the sample, these concentrations or masses may not be accurately measured and thus are flagged as estimated (J) by the laboratory. Since passive soil gas sampling and analysis gives a total mass measurement rather than a concentration that can be compared to health-based benchmarks, the FSP states that the MQL shall serve as the baseline for establishing the presence of VOCs in the sample media.

SUMMARY OF QUALITY CONTROL MEASURES

The independent data review confirmed that the following quality control measures were instituted to aid in the establishment of analytical quality and to minimize random and/or systematic errors that may be introduced during sample collection, sample handling and storage, sample analysis, data reduction, and data reporting:

1. Field Procedures – Each member of the field team followed the same procedures as specified in Appendix A (Beacon Environmental Services, Inc.: Field Kit Guide for Passive Soil-Gas Investigations) of the FSP (hereafter called the Beacon Field Guide).
2. Analytical Methods – The laboratories used appropriate EPA-approved analytical methods and all soil gas samples were analyzed using EPA method 8260C with all VOCs in the laboratory's standard VOC list included as target analytes as required per Section 3.2 of the FSP.
3. Quality Control Samples – Field QC samples (including field duplicates, field matrix spike/matrix spike duplicate pairs, ambient air field blanks, trip blanks, and equipment rinsate blanks) were collected at the frequency required per Section 4.4 of the FSP.
4. Data Review – The analytical data was reviewed per TRRP-13 and any results associated with items outside the review criteria were qualified to indicate the limitations of the data as specified in Section 3.9 of the FSP. The usability of the data is discussed below.

USABILITY SUMMARY

1. Usability of Unqualified Non-Detects – For all of the soil gas samples, non-detects for VOCs are reported at the MDL, which is equivalent to the SDL for passive soil gas analysis, and thus meets FSP requirements. Additionally, an MDL study was performed for each analyte. For the PSG samples, the MDLs for the majority of the target analytes were not checked for reasonableness as specified in Section 3.6 of the FSP, but this does not affect project data quality objectives as discussed under the MDLs section on page 9. For the Phase I – Soil Gas Survey, Levels of Required Performance (LORPs) have not been established for the data, but rather the MQL has been selected as the baseline for establishing the presence of VOCs in the sample media. The laboratory did not report MQLs for VOCs in the soil gas samples, but based on information provided in the laboratory package, the reviewer determined that the MQL is 5-ng for all VOC target analytes in every soil gas sample.

2. Usability of Qualified Data – No data was deemed of insufficient quality to satisfy the project data quality objectives, and thus all data is usable as qualified for the intended use. As shown in Table 2, all detected and non-detected results for total petroleum hydrocarbons (TPH) in the soil gas samples were qualified as estimated due to the nature of TPH analysis and lack of quality control information. Though the TPH results, as defined and measured by Beacon, are suitable for the intended use of screening for VOC impacts to groundwater, the individual VOC results should be given priority over the TPH results when using the data. The reviewer also qualified all detects for toluene in the soil gas samples as blank affected (U) due to trip blank and ambient air blank contamination. This analyte should be considered not present at the value reported for each affected sample. Additionally, detected results less than 5-ng in the soil gas samples should be considered estimates because the value is between the MDL and MQL (rather than those with a laboratory J-flag since the flags were not applied per TRRP convention).

QAA Reviewer:	Taryn G. Scholz	8/3/10
	(Name)	(Date)

QC PARAMETER	QC OUTCOME
Data Completeness	The laboratory data packages, which are included as Attachment B, meet the requirements of TRRP-13 as stipulated in Section 3.8 of the FSP and include the reportable data for each analysis along with the laboratory release statement, laboratory review checklists, and associated exception reports. The reviewer did note some inconsistencies in the original data packages and revisions were submitted as follows: • The laboratory revised the field duplicate summaries (Form III) in the Beacon data package. In an effort to produce the forms in a timely manner, the laboratory originally generated these forms before their internal review process was complete to see if the forms software functioned properly and then never re-generated the forms once the peer data review was complete. During the peer review process, any preliminary detects that have a poor quality correlation with the National Institute of Standards and Technology (NIST) spectra library database are reviewed and if necessary deleted. Thus, the results reported on the field duplicate summaries did not match those reported on Table 1 of the analytical report. Table 1 is only generated after the primary, peer, and secondary review. The forms were corrected and submitted in a revised report. • The laboratory revised the laboratory review checklist in the Beacon data package. The checklist originally had some inconsistencies when compared to the laboratory narrative. For example, the laboratory marked the box on the checklist to indicate that all matrix spike recoveries were within the laboratory quality control limits yet noted four instances where the recovery was outside the limits in the laboratory narrative. Additionally, the laboratory checked the box to indicate it is an in-house laboratory (i.e., controlled by the person responding to the TRRP rule). The checklist was corrected and submitted in the revised report. All instances where a quality control parameter was outside the laboratory limits were originally listed in the laboratory narrative. Only the laboratory review checklist required revision.
Chain-of-Custody Procedures	Sample custody procedures are necessary to maintain and document sample possession and to adequately establish and support the use of sample data in potential enforcement, regulatory, or legislative actions. The soil gas samples were collected and handled as follows: 1. The passive soil gas (PSG) samplers, which were sealed with a solid cap, were shipped in two sample kits each with a numbered custody seal from the laboratory (Beacon) to the office of Geo Strata Environmental Consultants and received on May 3, 2010. 2. The sample kits were transported by Geo Strata personnel to the site on May 4, 2010. 3. The PSG samplers were emplaced (i.e., installed by replacing the solid cap with a screened cap, then lowering the sampler, cap end down, into the sample hole that was bored at the specified location) by Geo Strata personnel on May 4, 2010 through May 8, 2010. The solid caps were placed in a sealed container and stored in the sample kits. 4. The PSG samplers were retrieved (i.e., removed from the sample bore hole), sealed by replacing the screened cap with the solid cap, and placed into individual sampler bags by Geo Strata personnel on May 26, 2010 and May 27, 2010.

QC PARAMETER	QC OUTCOME
Chain-of-Custody Procedures	5. The individual PSG sampler bags were placed in larger sampler return bags (approximately 30 individual sampler bags per larger sampler return bag) and shipped overnight in the two kits, each with a numbered custody seal, by Geo Strata personnel and received at Beacon on May 27, 2010 and May 28, 2010. There was no evidence of sample tampering and strict sample custody procedures (as documented by signatures on the chain-of-custody records included in the laboratory data packages) were followed during each of the above steps for the soil gas samples and during the collection and shipment of the rinsate blanks and investigation-derived waste sample. Additionally, field notes (which are included as Attachment C and document the personnel that were on-site and the photographs that were taken) and a master sample log (consisting of the passive soil gas survey field deployment report, which is included in the laboratory data package and documents the sample location (focus area and grid cell number) and GPS file number, the date/time of sample emplacement and retrieval, the sampling hole depth, and relevant observations at the sampling location) were maintained for all samples collected. This confirms that the integrity of the samples was maintained.
Sample Condition (Holding Time, Preservation, and Containers)	Samples must be maintained under proper conditions before analysis in order to ensure the measured results are representative of the actual sample. The soil gas samples were collected in PSG samplers provided by Beacon, deployed for at least 14 days (19 days to 23 days), received by the laboratory within two days of retrieval, and analyzed within 14 days of retrieval as stipulated in Section 5.6 of the FSP, the Beacon Field Guide, and the QAPP. The rinsate blanks and investigation-derived waste sample were collected in appropriate containers, properly preserved in the field, and prepared and analyzed within the holding times as required in the analytical methods. This ensures that the samples were not affected by analyte degradation.
Field Procedures	Samples must be collected using appropriate procedures to ensure representative aliquots are obtained at each location. The field samples were collected using the standard procedures specified in the FSP with only necessary modifications as follows: A sample grid was established based on 200-ft spacing in focus areas AW (area west), AN (area north), and AE (area east) and 300-foot spacing in focus area I (interior) and the soil gas sampling locations were located as close to the nodes of each grid cell as possible. Two of the planned approximate locations as shown on Figure 2 in the FSP were not sampled as follows: • AW62 was not sampled because it was within a fenced, privately-owned area for which access could not be obtained. • AE47 was not sampled due to its close proximity to AE45. Nine locations that are not shown on Figure 2 in the FSP were sampled as follows: • Four locations were sampled in the Flint Hills East (FHE) area • Three locations were sampled in the Kerr McGee (KM) area • Two locations were sampled in the Leather (L) area All sample locations were recorded using sub-meter precision GPS equipment operated by Geo Strata personnel and given a sequential number, which was entered on the field deployment report, to

QC PARAMETER	QC OUTCOME

Field Procedures

identify the location. Two PSG survey points were moved from their original GPS locations as follows:

- I26 was moved due to bee infestation at the residence.
- I42 was moved to 2813 Hillcrest at the homeowner's (Mr. Pena) request.

Each soil gas sample was collected using a PSG sampler, which consisted of two sets of adsorbent cartridges in a glass vial with a screen cap to allow entry of the soil gas vapors, a solid cap to seal the vial during transport and storage, and a wire attached to the outside of the vial for lowering and raising it within the sample bore hole. Sample bore holes ranged in depth from the standard 12-inches (as specified in the Beacon Field Guide) to 15-inches. The deeper depths were required at several locations to get beneath the organic soil layers and reach the underlying native soil. Upon retrieval, several of the PSG samplers were observed to contain moisture or water. The water was not emptied from the vial. The vial was capped and sent to the laboratory for analysis as recovered. Moisture and water is a matrix interference that is routinely dealt with at the laboratory prior to analysis. Beacon treats all samples, duplicates, blanks, laboratory control samples, matrix spike/matrix spike duplicates, and calibration standards the same, i.e., they are purged with ultra-high-premium helium prior to analysis to remove this matrix interference.

Additionally, field quality control samples were collected at the frequencies specified in the FSP as follows:

Field Duplicates - 22 field duplicates were analyzed with the 208 field samples, which meets the FSP frequency requirement of 10%. Note that since all of the PSG samplers have two sets of adsorbent cartridges, each of which comprises a complete sample, a field duplicate was collected with each sample. TCEQ and Geo Strata randomly selected the locations from each focus area for designation as field duplicates to meet the 10% requirement, and Beacon analyzed both sets of cartridges for these locations.

Field Matrix Spike/ Matrix Spike Duplicates (MS/MSD) - 11 MS/MSD were collected in the field and analyzed with the 208 field samples, which meets the FSP requirement of one for every 20 samples. The field MS/MSD were collected using specially-marked PSG samplers with three sets of adsorbent cartridges for use as a field sample, MS, and MSD.

Ambient Air Field Blanks - 2 ambient air blanks were collected and analyzed, which meets the FSP requirement of two for the event. The ambient air field blanks were collected by opening a standard PSG sampler for approximately 15-seconds during emplacement and another 15-seconds during retrieval at a specific sample location. (The exposure times were determined by averaging the emplacement and retrieval times at several prior sample locations.) Between emplacement and retrieval, the ambient air blanks were stored at Geo Strata in a secure office and after retrieval they were shipped backed to Beacon along with the field samples. The first ambient air blank (AA-1) was collected near location AW21, which is close to the active stack that is near the Hillcrest community and the second ambient air blank (AA-2) was collected near FHE1, which has proximity to the Interstate 37 access road. The reviewer noted that the ambient air blanks were clearly identified as such on the chain-of-custody as per the Beacon Field Guide; however, this is in conflict with Section 7.1 of the FSP, which requires the blanks to be numbered like soil gas samples. Thus, the laboratory knew that the samples were ambient air blanks. Since the presence of contamination in an ambient

QC PARAMETER	QC OUTCOME
Field Procedures	air blank does not necessarily reflect on laboratory performance, this is not considered to significantly affect data quality. Trip Blanks - 9 trip blanks were collected and analyzed, which meets the FSP requirement of one per shipment. (One trip blank was placed in each of the larger sampler return bags.) Each trip blank was transported to the site in the sample kit from Beacon, remained in the sample kit as it was taken to the sample locations during emplacement and retrieval, and was then transported with the field samples back to Beacon for analysis. Between emplacement and retrieval, the trip blanks were stored at Geo Strata in a secure office. Beacon protocol stipulates that the wire on the outside of the sample vial should be removed from all PSG samplers upon retrieval to ensure that the solid cap is secure for the return shipment to the laboratory. For the trip blanks, Beacon provided seven PSG samplers that had the wire removed prior to shipment to the site. Two additional trip blanks were required to meet the FSP requirement and thus the sampler used two standard PSG samplers for Trip-8 and Trip-9. The sampler removed the wire from Trip-9 but inadvertently left the wire on Trip-8. Equipment Rinsate Blanks - 5 rinsate blanks (one for each day of sample emplacement) were collected and analyzed, which meets the FSP requirement of one per work day. The rinsate blanks were collected by pouring laboratory-grade, organic-free water over the borehole drilling equipment. The water was collected and shipped to Xenco for analysis.
Results Reporting Procedures	Analytical results must be reported using defined conventions in order for the user to understand exactly what the results mean and to allow comparison of results from different samples, laboratories, etc. The Beacon analytical reports include a MDL for each VOC target analyte and the results (in nanograms, ng) for each sample. Non-detects are reported as *<mdl*. For passive soil gas samples, the SDL is equal to the MDL for every sample since there are no sample-specific adjustments for this total mass analysis, and thus the FSP requirement to report non-detected results as less than the value of the SDL is met. The laboratory qualified confirmed detects above the MDL but less than 5x the MDL as estimated (i.e., with a J-flag) per their standard convention and SW846 guidance. Per TRRP convention and the QAPP, confirmed detects above the MDL but less than the MQL should be qualified as estimated. The analytical reports do not include the MQLs, but based on information provided in the laboratory narrative and on the initial calibration summary reports, the reviewer determined that the MQL is 5-ng for all target analytes in every soil gas sample. Thus, depending upon the value of the MDL (which ranges from 0.3-ng to 1.9-ng for the various target analytes), the laboratory did not include a J-flag on some detects below the MQL and included a J-flag on some detects above the MQL. This is not considered to significantly affect data quality. However, since the FSP establishes the MQL as the baseline for establishing the presence of VOCs in the sample media, the TRRP convention should be used. Thus, the user should consider all detected results less than 5-ng as estimated and all detected results equal to or greater than 5-ng as having no bias, and the laboratory J-flags should be disregarded. For TPH (which is reported as the total of all aliphatic hydrocarbons for the C_5-C_9 and C_{10}-C_{15} ranges), the Beacon analytical reports include a result (in nanograms) for each sample. Non-detects are reported as *<2,500*, which is the laboratory's standardized reporting limit. Detects below 2,500-ng are not reported. This does not conform to TRRP convention but is deemed acceptable for TPH given

QC PARAMETER	QC OUTCOME
Results Reporting Procedures	that the reporting limit is arbitrary as discussed later in the Overall Assessment section. (Note that all TPH results were qualified as estimated based on the overall assessment.) For Xenco, the analytical reports include a result (in mg/L) and the MQL UnAdj, MQL Adj, MDL UnAdj, and SDL for each target analyte in every sample. These correspond to the Unadjusted MQL, MQL, MDL, and SDL as defined in the Glossary of Terms. Non-detects are reported as *U* and should be considered not present at or above the SDL. There are no detects reported.
MDLs	Method detection limits are a calculated measure of the concentration or mass an instrument can see in a given sample. They are statistically determined and as such must be proven attainable. According to the laboratory review checklists, an MDL study was performed for each analyte, and the MDLs were checked for reasonableness and either adjusted or supported by the analysis of detectability check samples (DCS). This assures that the sensitivity of the method is well documented and attainable. For the PSG samples, based on additional information provided verbally by Beacon, it was determined that the MDLs used in reporting the non-detects for the majority of the target analytes were not checked for reasonableness as specified in Section 3.6 of the FSP, which requires that a detectability check sample (DCS) be analyzed and that the DCS is a reagent matrix spiked by the laboratory with each analyte near, or within two to three times, the calculated MDL and carried through the sample preparation procedures for the analysis. The laboratory analyzed a DCS as required, but the DCS was spiked at a mass equal to the MQL of 5-ng for each target analyte rather than at a mass within two to three times the MDL for each target analyte. (The MDLs range from 0.3-ng to 1.9-ng.) An MDL study was performed and the MDLs were statistically determined as required, but without a DCS that meets specifications, it is not possible to confirm that the MDLs are reasonable (i.e., non-detects potentially may be reported with a low bias that erroneously suggests the laboratory could detect the VOC at a mass lower than that actually possible). No action was taken (i.e., no qualification of the data nor revision of the laboratory report) to address this finding for the Phase 1 - Soil Gas Survey because it does not affect project data quality objectives. As specified in the FSP, the MQL (not the MDL) will be used to establish baseline conditions for determining the presence of VOCs and non-detects will not be compared to any health-based benchmarks. (Note that the DCS requirement in Section 3.6 of the FSP was taken from the TRRP rule, which is not written to specifically address a passive soil gas exposure scenario.) Additionally, the laboratory used the qualitative identification criteria to conclude a VOC was detected in the sample, so a low bias in the MDL does not impact the quality of the laboratory's decision to conclude a VOC was present in the sample. (Note that several analytes were detected and confirmed in the PSG samples at 1-ng.)
MQLs	Method quantitation limits are a direct measure of the concentration or mass an instrument can accurately measure in a given sample. Typically, the Unadjusted MQLs are examined to ensure they are below the Levels of Required Performance (LORPs) for purposes of assessment as well as demonstration of conformance with critical Protective Concentration Levels (PCLs). Data generated from Phase I does not facilitate comparisons to any health-based benchmarks, and thus there are no requirements regarding the MQLs.

QC PARAMETER QC OUTCOME

Laboratory Blanks The laboratories prepared and analyzed a laboratory blank for every analytical batch (maximum 20 samples) to measure potential contamination of the samples due to reagents and equipment used for sample preparation and analysis. No analytes are reported above the detection limit in the laboratory blanks, which confirms that no contamination was introduced in the laboratory.

Field Blanks Ambient air blanks, trip blanks, and equipment rinsate blanks were collected and analyzed with the samples to measure potential contamination of the samples due to exposure to ambient air; contamination during storage and transport; and cross-contamination from the sampling equipment. No analytes are reported above the detection limit in the field blanks, which confirms that no contamination was introduced in the field, except as follows:

Sample ID	Emplaced	Retrieved	Received	Analyzed	Blank Mass
Trip-4	NA	5/26/2010	5/27/2010	5/31/2010	Toluene 3 J ng
Trip-5	NA	5/26/2010	5/27/2010	5/31/2010	Toluene 2 J ng
Trip-6	NA	5/27/2010	5/28/2010	6/1/2010	Toluene 2 J ng
Trip-7	NA	5/27/2010	5/28/2010	6/2/2010	Toluene 4 J ng
Trip-8	NA	5/27/2010	5/28/2010	6/2/2010	Methyl-t-butyl ether 18 ng
Trip-8	NA	5/27/2010	5/28/2010	6/2/2010	Benzene 6 ng
Trip-8	NA	5/27/2010	5/28/2010	6/2/2010	Toluene 10 ng
Trip-8	NA	5/27/2010	5/28/2010	6/2/2010	TPH C5-C9 3,466 ng
Trip-9	NA	5/27/2010	5/28/2010	6/3/2010	Toluene 3 J ng
AA-2	5/5/2010	5/26/2010	5/27/2010	6/3/2010	Toluene 4 J ng

Per TRRP-13, samples with detected results for an analyte at levels comparable to that in an associated blank (within 5x, 10x for common contaminants like methylene chloride) may be affected by contamination and should be qualified as blank affected (U). Since Trip-8 was collected in an anomalous manner as previously discussed and as corroborated by the above results, the reviewer did not qualify any sample results based on the Trip-8 results. For the remaining eight trip blanks, five contained toluene at 2-ng to 4-ng. Additionally, one of the two ambient air blanks contained toluene at 4-ng. The affected blanks were retrieved, received, and analyzed on various dates indicating that potentially all of the samples may be affected by toluene contamination. Of the 230 field samples and field duplicates, 193 contain toluene at 2-ng to 15-ng which is within 5x the average amount in the blanks (3-ng). Thus, the reviewer qualified all detects for toluene in the field samples and field duplicates as blank affected (U).

Note that Xenco's standard VOC list differs from Beacon's. Thus, for the rinsate blanks and investigation-derived waste sample, results are reported for 33 of the Beacon target analytes (all except 1,1,2-trichlorotrifluoroethane, 1,4-dioxane, 1,2-dibromoethane, 2-methylnaphthalene, and TPH) plus 26 additional target analytes.

Laboratory Control Sample Recovery Laboratory control samples (LCS) are prepared in the laboratory using a clean sample matrix (reagent water or sand) that is spiked with the analytes of interest before preparation and analysis. The laboratories prepared one LCS for every analytical batch (maximum 20 samples) and reported recoveries for every target analyte except TPH for the soil gas samples (which is reported as the total of all aliphatic hydrocarbons for the C_5-C_9 and C_{10}-C_{15} ranges). Beacon spiked all 37 VOCs plus the

QC PARAMETER	QC OUTCOME

Laboratory Control Sample Recovery

11 normal alkanes in the standard used for quantification of TPH onto the LCS but the total mass of individual alkanes in the spike is less than the reporting limit for TPH and thus recoveries were not calculated nor reported for the two TPH C-ranges. All of the LCS recoveries are within the project limits, which indicates good accuracy for the preparation and analysis technique on a sample free of matrix effects.

Matrix Spike Recovery

Matrix spikes (MS) and matrix spike duplicates (MSD) are prepared in the laboratory using a field sample that is spiked with the analytes of interest before preparation and analysis. The laboratories prepared one MS/MSD pair for every analytical batch (maximum 20 samples) except two of the soil gas batches. Field MS/MSD were collected at a rate of one per 20 field samples as required. However, the laboratory batches of 20 samples include both field samples and field duplicates. Thus, a field MS/MSD was not available for two of the analytical batches. The laboratory prepared a MS (and no MSD) for these two batches using the second set of cartridges for one of the field samples in the batch. The MS and MSD were spiked and recoveries reported for five target analytes (1,1-dichloroethene, benzene, trichloroethene, toluene, and chlorobenzene) for the soil gas samples and all target analytes for the rinsate blanks and investigation-derived waste sample. All of the MS/MSD recoveries are within the project limits, which indicates good accuracy for the preparation and analysis technique on the given sample matrix, except as follows:

Sample ID	Emplaced	Retrieved	Received	Analyzed	MS/MSD %Recovery
SG-AW12	5/4/2010	5/26/2010	5/27/2010	5/31/2010	1,1-Dichloroethene 56% / 98%

Per TRRP-13, a MS/MSD recovery that is below the limits may indicate a potential low bias for detected and non-detected results in samples in the same batch and of the same matrix. In this case, the MS recovery is slightly below the project limits (60-140%) while the MSD recovery is near 100% and the average MS/MSD recovery is 77%. Thus, this is not considered to indicate a significant data quality problem and no qualifiers were applied.

Surrogate Recovery

Surrogates are compounds similar to the analytes of interest that are added to each sample before preparation and analysis. The laboratories spiked each sample with three or more surrogates. All of the recoveries are within the laboratory limits, which indicates that the accuracy of the preparation and analysis technique is good for each particular sample.

Matrix Duplicate Precision

Matrix duplicates are prepared in the laboratory using a field sample. The laboratories prepared one MS/MSD pair for every analytical batch except two as described above. For the five spiked target analytes, the reviewer compared the relative percent difference (RPD) between the MS and MSD results to the project criteria. For the unspiked analytes at levels greater than 5x the MQL, the reviewer compared the relative standard deviation (RSD) for the field sample, MS, and MSD results or the RPD between the field sample and MS results (for batches without an MSD) to the project criteria. For the unspiked analytes at levels less than 5x the MQL, the reviewer compared the absolute differences between the field sample, MS, and MSD results or between the field sample and MS results (for batches without an MSD) to the project criteria. All of the matrix duplicates are within the project limits, which indicates good precision for the preparation and analysis technique on the given sample matrix, except as follows:

QC PARAMETER	QC OUTCOME

Matrix Duplicate Precision

Sample ID	Emplaced	Retrieved	Received	Analyzed	Relative Percent Difference
SG-AW12	5/4/2010	5/26/2010	5/27/2010	5/31/2010	1,1,-Dichloroethene 55%
SG-L2	5/7/2010	5/27/2010	5/28/2010	6/3/2010	Chloroform 62%

Per TRRP-13, a duplicate RPD that is outside the limits may indicate a potential bias (of unknown direction) for detected results in samples in the same batch and of the same matrix. For 1,1-dichloroethene, there are no detected results for this analyte in the samples in the same batch as SG-AW12 (or in any of the samples for the event), and thus there is no effect on data quality. For chloroform, there are no detected results for this analyte in the samples in the same batch as SG-L2, and thus there is no effect on data quality. Note that there are some detected results for chloroform in other samples for the event; however, a single outlier for the 13 matrix duplicate pairs does not indicate a problem that may potentially affect these results.

Field Duplicate Precision

Field duplicates are prepared in the field by the sampler. The sampler selected 22 samples for duplicate analysis. The reviewer compared the relative percent difference (RPD) between the original and duplicate results (for results greater than 5x the MQL) or the absolute difference between the original and duplicate results (for results less than 5x the MQL) to the project criteria. As shown in Table 3, all of the field duplicate RPDs and differences are within the project limits, which indicates good precision for the sampling, preparation, and analysis technique on the given sample matrix.

Instrument Tuning

Tuning ensures that the instrument is set up according to method guidelines. According to the laboratory review checklists, tuning data met the criteria for ion abundance in the analytical method.

Instrument Calibration

Instruments must be properly calibrated to accurately measure target analyte concentrations or masses. According to the laboratory review checklists, initial and continuing calibration data met method requirements for all reported results. (Note that Beacon submitted QC summary forms for the initial and continuing calibration data. The forms show method criteria for SW846 Update III (i.e., 8260B) rather than those for SW846 Update IV (i.e., 8260C). The reviewer examined all data and determined that it meets the Update IV criteria.)

Internal Standards

Internal standard response must be adequate and stable to ensure instrument sensitivity is adequate and sample quantitation is accurate. According to the laboratory review checklists, internal standard area counts were within method requirements.

Overall Assessment

The reviewer completed an overall assessment taking into account the field procedures, analytical methods, types of quality control samples, and data review outcomes. The following were noted for TPH in the soil gas samples:

- The laboratory reported non-detects using a standardized reporting limit of 2,500-ng that was established based on trial-and-error and their experience in the field, which shows that low level detections (less than 50,000-ng to 100,000-ng) of petroleum hydrocarbons are not significant or related to fuel contamination, but likely deposits from cars and other fuel-based activity.
- No detects below the standardized reporting limit are reported, which does not conform to TRRP convention.

Overall Assessment

- There is no quality control recovery data (i.e., LCS or MS/MSD) for TPH and thus the accuracy of the methodology and performance for each analytical batch cannot be assessed.

Based on the above and the inherent difficulties associated with any TPH analysis (i.e., it is a method-defined parameter rather than an individual analyte and it is subject to bias from interference and background), the reviewer qualified all detected and non-detected results for TPH as estimated (J and UJ). The data quality is deemed sufficient for the intended use of the soil gas sample results (i.e., screening for VOC impacts).

TABLE 1

HCEI PHASE I - SOIL GAS SURVEY

SAMPLES COLLECTED

Field Sample ID[(1)]	Lab Sample ID	Sample Matrix	Sample Type[(2)]	Lab File ID	Date Emplaced/ Collected	Date Retrieved	Date Received at Lab	Date Analyzed	Analysis Batch
Trip Blank	Trip-1	PSG	TB	10052922	NA	5/26/10	5/27/10	5/29/10	2315-2
SG-AE1	SG-AE1	PSG	ENV	10052923	5/7/10	5/27/10	5/28/10	5/29/10	2315-2
SGD-AE1	SG-AE1DUP	PSG	FD	10052924	5/7/10	5/27/10	5/28/10	5/29/10	2315-2
SG-AE2	SG-AE2	PSG	ENV	10052925	5/6/10	5/27/10	5/28/10	5/29/10	2315-2
SG-AE3	SG-AE3	PSG	ENV	10052926	5/6/10	5/27/10	5/28/10	5/29/10	2315-2
SG-AE4	SG-AE4	PSG	ENV	10052927	5/6/10	5/27/10	5/28/10	5/29/10	2315-2
SG-AE5	SG-AE5	PSG	ENV	10052928	5/7/10	5/27/10	5/28/10	5/29/10	2315-2
SG-AE6	SG-AE6	PSG	ENV	10052929	5/6/10	5/27/10	5/28/10	5/29/10	2315-2
SG-AE7	SG-AE7	PSG	ENV	10052930	5/6/10	5/27/10	5/28/10	5/29/10	2315-2
SGD-AE7	SG-AE7DUP	PSG	FD	10052931	5/6/10	5/27/10	5/28/10	5/29/10	2315-2
SG-AE8	SG-AE8	PSG	ENV	10052932	5/7/10	5/27/10	5/28/10	5/29/10	2315-2
SG-AE9	SG-AE9	PSG	ENV	10052933	5/6/10	5/27/10	5/28/10	5/29/10	2315-2
SG-AE10	SG-AE10	PSG	ENV	10052934	5/6/10	5/27/10	5/28/10	5/29/10	2315-2
SG-AE11	SG-AE11	PSG	ENV	10052935	5/7/10	5/27/10	5/28/10	5/29/10	2315-2
SG-AE12	SG-AE12	PSG	ENV	10052936	5/6/10	5/27/10	5/28/10	5/29/10	2315-2
SG-AE13	SG-AE13	PSG	ENV	10052937	5/6/10	5/27/10	5/28/10	5/29/10	2315-2
SG-AE14	SG-AE14	PSG	ENV	10052938	5/6/10	5/27/10	5/28/10	5/29/10	2315-2
SG-AE15	SG-AE15	PSG	ENV	10052939	5/7/10	5/27/10	5/28/10	5/29/10	2315-2
SGD-AE15	SG-AE15DUP	PSG	FD	10052940	5/7/10	5/27/10	5/28/10	5/29/10	2315-2
SG-AN4	SG-AN4	PSG	ENV	10052941	5/6/10	5/26/10	5/27/10	5/29/10	2315-2
MS-AN4	SG-AN4MS	PSG	MS	10052942	5/6/10	5/26/10	5/27/10	5/29/10	2315-2
MSD-AN4	SG-AN4MSD	PSG	MSD	10052943	5/6/10	5/26/10	5/27/10	5/29/10	2315-2
SG-AE16	SG-AE16	PSG	ENV	10052948	5/6/10	5/27/10	5/28/10	5/30/10	2315-3
SG-AE17	SG-AE17	PSG	ENV	10052949	5/6/10	5/27/10	5/28/10	5/30/10	2315-3
SG-AE18	SG-AE18	PSG	ENV	10052950	5/6/10	5/27/10	5/28/10	5/30/10	2315-3
SG-AE19	SG-AE19	PSG	ENV	10052951	5/7/10	5/27/10	5/28/10	5/30/10	2315-3
SG-AE20	SG-AE20	PSG	ENV	10052952	5/6/10	5/27/10	5/28/10	5/30/10	2315-3
Trip #2	Trip-2	PSG	TB	10052953	NA	5/26/10	5/27/10	5/30/10	2315-3
SG-AE21	SG-AE21	PSG	ENV	10052954	5/6/10	5/27/10	5/28/10	5/30/10	2315-3
SG-AE22	SG-AE22	PSG	ENV	10052955	5/6/10	5/27/10	5/28/10	5/30/10	2315-3
SG-AE23	SG-AE23	PSG	ENV	10052956	5/6/10	5/27/10	5/28/10	5/30/10	2315-3
SG-AE24	SG-AE24	PSG	ENV	10052957	5/6/10	5/27/10	5/28/10	5/30/10	2315-3
SG-AE25	SG-AE25	PSG	ENV	10052958	5/6/10	5/27/10	5/28/10	5/30/10	2315-3
SG-AE26	SG-AE26	PSG	ENV	10052959	5/6/10	5/27/10	5/28/10	5/30/10	2315-3
SGD-AE26	SG-AE26DUP	PSG	FD	10052960	5/6/10	5/27/10	5/28/10	5/30/10	2315-3
SG-AE27	SG-AE27	PSG	ENV	10052961	5/6/10	5/27/10	5/28/10	5/30/10	2315-3
SG-AE28	SG-AE28	PSG	ENV	10052962	5/6/10	5/27/10	5/28/10	5/30/10	2315-3
SG-AE29	SG-AE29	PSG	ENV	10052963	5/6/10	5/27/10	5/28/10	5/30/10	2315-3

TABLE 1
HCEI PHASE I - SOIL GAS SURVEY

SAMPLES COLLECTED

Field Sample ID[1]	Lab Sample ID	Sample Matrix	Sample Type[2]	Lab File ID	Date Emplaced/ Collected	Date Retrieved	Date Received at Lab	Date Analyzed	Analysis Batch
SG-AE30	SG-AE30	PSG	ENV	10052964	5/6/10	5/27/10	5/28/10	5/30/10	2315-3
SG-AE31	SG-AE31	PSG	ENV	10052965	5/6/10	5/27/10	5/28/10	5/30/10	2315-3
SGD-AE31	SG-AE31DUP	PSG	FD	10052966	5/6/10	5/27/10	5/28/10	5/30/10	2315-3
SG-AN8	SG-AN8	PSG	ENV	10052967	5/5/10	5/26/10	5/27/10	5/30/10	2315-3
MS-AN8	SG-AN8MS	PSG	MS	10052968	5/5/10	5/26/10	5/27/10	5/30/10	2315-3
MSD-AN8	SG-AN8MSD	PSG	MSD	10052969	5/5/10	5/26/10	5/27/10	5/30/10	2315-3
SG-AE32	SG-AE32	PSG	ENV	10053005	5/6/10	5/27/10	5/28/10	5/30/10	2315-4
SG-AE33	SG-AE33	PSG	ENV	10053006	5/6/10	5/27/10	5/28/10	5/30/10	2315-4
SG-AE34	SG-AE34	PSG	ENV	10053007	5/6/10	5/27/10	5/28/10	5/30/10	2315-4
SG-AE35	SG-AE35	PSG	ENV	10053008	5/6/10	5/27/10	5/28/10	5/30/10	2315-4
SG-AE36	SG-AE36	PSG	ENV	10053009	5/6/10	5/27/10	5/28/10	5/30/10	2315-4
SGD-AE36	SG-AE36DUP	PSG	FD	10053010	5/6/10	5/27/10	5/28/10	5/30/10	2315-4
SG-AE37	SG-AE37	PSG	ENV	10053011	5/6/10	5/27/10	5/28/10	5/30/10	2315-4
SG-AE38	SG-AE38	PSG	ENV	10053012	5/6/10	5/27/10	5/28/10	5/30/10	2315-4
SG-AE39	SG-AE39	PSG	ENV	10053013	5/6/10	5/27/10	5/28/10	5/30/10	2315-4
SG-AE40	SG-AE40	PSG	ENV	10053014	5/6/10	5/27/10	5/28/10	5/30/10	2315-4
SGD-AE40	SG-AE40DUP	PSG	FD	10053015	5/6/10	5/27/10	5/28/10	5/30/10	2315-4
Trip Blank #3	Trip-3	PSG	TB	10053016	NA	5/27/10	5/28/10	5/30/10	2315-4
SG-AE41	SG-AE41	PSG	ENV	10053017	5/6/10	5/27/10	5/28/10	5/30/10	2315-4
SG-AE42	SG-AE42	PSG	ENV	10053018	5/6/10	5/27/10	5/28/10	5/30/10	2315-4
SG-AE43	SG-AE43	PSG	ENV	10053019	5/6/10	5/27/10	5/28/10	5/30/10	2315-4
SG-AE44	SG-AE44	PSG	ENV	10053020	5/6/10	5/27/10	5/28/10	5/30/10	2315-4
SG-AE45	SG-AE45	PSG	ENV	10053021	5/6/10	5/27/10	5/28/10	5/30/10	2315-4
SGD-AE45	SG-AE45DUP	PSG	FD	10053022	5/6/10	5/27/10	5/28/10	5/30/10	2315-4
SG-AE46	SG-AE46	PSG	ENV	10053023	5/6/10	5/27/10	5/28/10	5/30/10	2315-4
SG-AN20	SG-AN20	PSG	ENV	10053024	5/4/10	5/26/10	5/27/10	5/30/10	2315-4
MS-AN20	SG-AN20MS	PSG	MS	10053025	5/4/10	5/26/10	5/27/10	5/30/10	2315-4
MSD-AN20	SG-AN20MSD	PSG	MSD	10053026	5/4/10	5/26/10	5/27/10	5/30/10	2315-4
SG-AN1	SG-AN1	PSG	ENV	10053031	5/5/10	5/26/10	5/27/10	5/30/10	2315-5
SG-AN2	SG-AN2	PSG	ENV	10053032	5/7/10	5/26/10	5/27/10	5/30/10	2315-5
SG-AN3	SG-AN3	PSG	ENV	10053033	5/7/10	5/26/10	5/27/10	5/30/10	2315-5
SG-AN5	SG-AN5	PSG	ENV	10053034	5/6/10	5/27/10	5/28/10[3]	5/30/10	2315-5
SG-AN6	SG-AN6	PSG	ENV	10053035	5/6/10	5/27/10	5/28/10[3]	5/30/10	2315-5
SG-AN7	SG-AN7	PSG	ENV	10053036	5/6/10	5/27/10	5/28/10[3]	5/30/10	2315-5
SGD-AN7	SG-AN7DUP	PSG	FD	10053037	5/6/10	5/27/10	5/28/10[3]	5/30/10	2315-5
SG-AN9	SG-AN9	PSG	ENV	10053038	5/5/10	5/26/10	5/27/10	5/30/10	2315-5
SG-AN10	SG-AN10	PSG	ENV	10053039	5/5/10	5/26/10	5/27/10	5/31/10	2315-5
SG-AN11	SG-AN11	PSG	ENV	10053040	5/5/10	5/26/10	5/27/10	5/31/10	2315-5

TABLE 1

HCEI PHASE I - SOIL GAS SURVEY

SAMPLES COLLECTED

Field Sample ID[(1)]	Lab Sample ID	Sample Matrix	Sample Type[(2)]	Lab File ID	Date Emplaced/ Collected	Date Retrieved	Date Received at Lab	Date Analyzed	Analysis Batch
SG-AN12	SG-AN12	PSG	ENV	10053041	5/5/10	5/26/10	5/27/10	5/31/10	2315-5
SG-AN13	SG-AN13	PSG	ENV	10053042	5/7/10	5/26/10	5/27/10	5/31/10	2315-5
SG-AN14	SG-AN14	PSG	ENV	10053043	5/5/10	5/26/10	5/27/10	5/31/10	2315-5
SG-AN15	SG-AN15	PSG	ENV	10053044	5/7/10	5/26/10	5/27/10	5/31/10	2315-5
SG-AN16	SG-AN16	PSG	ENV	10053045	5/7/10	5/26/10	5/27/10	5/31/10	2315-5
SG-AN17	SG-AN17	PSG	ENV	10053046	5/6/10	5/27/10	5/28/10[(3)]	5/31/10	2315-5
SG-AN18	SG-AN18	PSG	ENV	10053047	5/6/10	5/27/10	5/28/10[(3)]	5/31/10	2315-5
SG-AN19	SG-AN19	PSG	ENV	10053048	5/6/10	5/27/10	5/28/10[(3)]	5/31/10	2315-5
SGD-AN19	SG-AN19DUP	PSG	FD	10053049	5/6/10	5/27/10	5/28/10[(3)]	5/31/10	2315-5
SG-AN33	SG-AN33	PSG	ENV	10053050	5/6/10	5/27/10	5/28/10	5/31/10	2315-5
MS-AN33	SG-AN33MS	PSG	MS	10053051	5/6/10	5/27/10	5/28/10	5/31/10	2315-5
MSD-AN33	SG-AN33MSD	PSG	MSD	10053052	5/6/10	5/27/10	5/28/10	5/31/10	2315-5
Trip Blank #4	Trip-4	PSG	TB	10053057	NA	5/26/10	5/27/10	5/31/10	2315-6
SG-AN21	SG-AN21	PSG	ENV	10053058	5/4/10	5/26/10	5/27/10	5/31/10	2315-6
SG-AN22	SG-AN22	PSG	ENV	10053059	5/4/10	5/26/10	5/27/10	5/31/10	2315-6
SG-AN23	SG-AN23	PSG	ENV	10053060	5/4/10	5/26/10	5/27/10	5/31/10	2315-6
SG-AN24	SG-AN24	PSG	ENV	10053061	5/4/10	5/26/10	5/27/10	5/31/10	2315-6
SG-AN25	SG-AN25	PSG	ENV	10053062	5/4/10	5/26/10	5/27/10	5/31/10	2315-6
SG-AN26	SG-AN26	PSG	ENV	10053063	5/4/10	5/26/10	5/27/10	5/31/10	2315-6
SG-AN27	SG-AN27	PSG	ENV	10053064	5/4/10	5/26/10	5/27/10	5/31/10	2315-6
SG-AN28	SG-AN28	PSG	ENV	10053065	5/4/10	5/26/10	5/27/10	5/31/10	2315-6
SG-AN29	SG-AN29	PSG	ENV	10053066	5/5/10	5/26/10	5/27/10	5/31/10	2315-6
SG-AN30	SG-AN30	PSG	ENV	10053067	5/7/10	5/26/10	5/27/10	5/31/10	2315-6
SG-AN31	SG-AN31	PSG	ENV	10053068	5/7/10	5/26/10	5/27/10	5/31/10	2315-6
SG-AN32	SG-AN32	PSG	ENV	10053069	5/7/10	5/26/10	5/27/10	5/31/10	2315-6
SG-AN34	SG-AN34	PSG	ENV	10053070	5/6/10	5/26/10	5/27/10	5/31/10	2315-6
SG-AN35	SG-AN35	PSG	ENV	10053071	5/6/10	5/27/10	5/28/10	5/31/10	2315-6
SG-AW1	SG-AW1	PSG	ENV	10053072	5/4/10	5/26/10	5/27/10	5/31/10	2315-6
SGD-AW1	SG-AW1DUP	PSG	FD	10053073	5/4/10	5/26/10	5/27/10	5/31/10	2315-6
SG-AW2	SG-AW2	PSG	ENV	10053074	5/4/10	5/26/10	5/27/10	5/31/10	2315-6
SG-AW3	SG-AW3	PSG	ENV	10053075	5/4/10	5/26/10	5/27/10	5/31/10	2315-6
SG-AW12	SG-AW12	PSG	ENV	10053076	5/4/10	5/26/10	5/27/10	5/31/10	2315-6
MS-AW12	SG-AW12MS	PSG	MS	10053077	5/4/10	5/26/10	5/27/10	5/31/10	2315-6
MSD-AW12	SG-AW12MSD	PSG	MSD	10053078	5/4/10	5/26/10	5/27/10	5/31/10	2315-6
SG-AW4	SG-AW4	PSG	ENV	10053105	5/4/10	5/26/10	5/27/10	5/31/10	2315-7
SG-AW5	SG-AW5	PSG	ENV	10053106	5/4/10	5/26/10	5/27/10	5/31/10	2315-7
SG-AW6	SG-AW6	PSG	ENV	10053107	5/4/10	5/26/10	5/27/10	5/31/10	2315-7
SG-AW7	SG-AW7	PSG	ENV	10053108	5/4/10	5/26/10	5/27/10	5/31/10	2315-7

TABLE 1

HCEI PHASE I - SOIL GAS SURVEY

SAMPLES COLLECTED

Field Sample ID[(1)]	Lab Sample ID	Sample Matrix	Sample Type[(2)]	Lab File ID	Date Emplaced/ Collected	Date Retrieved	Date Received at Lab	Date Analyzed	Analysis Batch
SG-AW8	SG-AW8	PSG	ENV	10053109	5/4/10	5/26/10	5/27/10	5/31/10	2315-7
SG-AW9	SG-AW9	PSG	ENV	10053110	5/4/10	5/26/10	5/27/10	5/31/10	2315-7
SG-AW10	SG-AW10	PSG	ENV	10053111	5/4/10	5/26/10	5/27/10	5/31/10	2315-7
SG-AW11	SG-AW11	PSG	ENV	10053112	5/4/10	5/26/10	5/27/10	5/31/10	2315-7
SGD-AW11	SG-AW11DUP	PSG	FD	10053113	5/4/10	5/26/10	5/27/10	5/31/10	2315-7
SG-AW13	SG-AW13	PSG	ENV	10053114	5/4/10	5/26/10	5/27/10	5/31/10	2315-7
SG-AW14	SG-AW14	PSG	ENV	10053115	5/4/10	5/26/10	5/27/10	5/31/10	2315-7
SG-AW15	SG-AW15	PSG	ENV	10053116	5/4/10	5/26/10	5/27/10	5/31/10	2315-7
SG-AW16	SG-AW16	PSG	ENV	10053117	5/4/10	5/26/10	5/27/10	5/31/10	2315-7
SG-AW17	SG-AW17	PSG	ENV	10053118	5/4/10	5/26/10	5/27/10	5/31/10	2315-7
SG-AW18	SG-AW18	PSG	ENV	10053119	5/4/10	5/26/10	5/27/10	5/31/10	2315-7
SG-AW19	SG-AW19	PSG	ENV	10053120	5/4/10	5/26/10	5/27/10	5/31/10	2315-7
SG-AW20	SG-AW20	PSG	ENV	10053121	5/4/10	5/26/10	5/27/10	5/31/10	2315-7
Trip Blank #5	Trip-5	PSG	TB	10053122	NA	5/26/10	5/27/10	5/31/10	2315-7
SG-AW21	SG-AW21	PSG	ENV	10053123	5/5/10	5/26/10	5/27/10	5/31/10	2315-7
SG-AW39	SG-AW39	PSG	ENV	10053124	5/5/10	5/26/10	5/27/10	5/31/10	2315-7
MS-AW39	SG-AW39MS	PSG	MS	10053125	5/5/10	5/26/10	5/27/10	5/31/10	2315-7
MSD-AW39	SG-AW39MSD	PSG	MSD	10053126	5/5/10	5/26/10	5/27/10	5/31/10	2315-7
SG-AW22	SG-AW22	PSG	ENV	10053131	5/5/10	5/27/10	5/28/10	5/31/10	2315-8
SG-AW23	SG-AW23	PSG	ENV	10053132	5/4/10	5/27/10	5/28/10	5/31/10	2315-8
SGD-AW23	SG-AW23DUP	PSG	FD	10053133	5/4/10	5/27/10	5/28/10	5/31/10	2315-8
SG-AW24	SG-AW24	PSG	ENV	10053134	5/4/10	5/27/10	5/28/10	6/1/10	2315-8
SG-AW25	SG-AW25	PSG	ENV	10053135	5/4/10	5/27/10	5/28/10	6/1/10	2315-8
SG-AW26	SG-AW26	PSG	ENV	10053136	5/5/10	5/26/10	5/27/10[(4)]	6/1/10	2315-8
SG-AW27	SG-AW27	PSG	ENV	10053137	5/5/10	5/27/10	5/28/10	6/1/10	2315-8
SG-AW28	SG-AW28	PSG	ENV	10053138	5/4/10	5/27/10	5/28/10	6/1/10	2315-8
SG-AW29	SG-AW29	PSG	ENV	10053139	5/4/10	5/27/10	5/28/10	6/1/10	2315-8
SG-AW30	SG-AW30	PSG	ENV	10053140	5/4/10	5/27/10	5/28/10	6/1/10	2315-8
SG-AW31	SG-AW31	PSG	ENV	10053141	5/5/10	5/26/10	5/27/10	6/1/10	2315-8
SG-AW32	SG-AW32	PSG	ENV	10053142	5/4/10	5/27/10	5/28/10	6/1/10	2315-8
SGD-AW32	SG-AW32DUP	PSG	FD	10053143	5/4/10	5/27/10	5/28/10	6/1/10	2315-8
SG-AW33	SG-AW33	PSG	ENV	10053144	5/5/10	5/27/10	5/28/10	6/1/10	2315-8
SG-AW34	SG-AW34	PSG	ENV	10053145	5/5/10	5/27/10	5/28/10	6/1/10	2315-8
SG-AW35	SG-AW35	PSG	ENV	10053146	5/5/10	5/27/10	5/28/10	6/1/10	2315-8
SGD-AW35	SG-AW35DUP	PSG	FD	10053147	5/5/10	5/27/10	5/28/10	6/1/10	2315-8
SG-AW36	SG-AW36	PSG	ENV	10053148	5/5/10	5/26/10	5/27/10	6/1/10	2315-8
SG-AW37	SG-AW37	PSG	ENV	10053149	5/5/10	5/26/10	5/27/10	6/1/10	2315-8
SG-AW61	SG-AW61	PSG	ENV	10053150	5/5/10	5/26/10	5/27/10	6/1/10	2315-8

TABLE 1

HCEI PHASE I - SOIL GAS SURVEY

SAMPLES COLLECTED

Field Sample ID[1]	Lab Sample ID	Sample Matrix	Sample Type[2]	Lab File ID	Date Emplaced/ Collected	Date Retrieved	Date Received at Lab	Date Analyzed	Analysis Batch
MS-AW61	SG-AW61MS	PSG	MS	10053151	5/5/10	5/26/10	5/27/10	6/1/10	2315-8
MSD-AW61	SG-AW61MSD	PSG	MSD	10053152	5/5/10	5/26/10	5/27/10	6/1/10	2315-8
Trip Blank #6	Trip-6	PSG	TB	10053157	NA	5/27/10	5/28/10	6/1/10	2315-9
SG-AW38	SG-AW38	PSG	ENV	10053158	5/5/10	5/26/10	5/27/10	6/1/10	2315-9
SG-AW40	SG-AW40	PSG	ENV	10053159	5/5/10	5/26/10	5/27/10	6/1/10	2315-9
SG-AW41	SG-AW41	PSG	ENV	10053160	5/5/10	5/26/10	5/27/10	6/1/10	2315-9
SG-AW42	SG-AW42	PSG	ENV	10053161	5/5/10	5/26/10	5/27/10	6/1/10	2315-9
SG-AW43	SG-AW43	PSG	ENV	10053162	5/5/10	5/26/10	5/27/10	6/1/10	2315-9
SG-AW44	SG-AW44	PSG	ENV	10053163	5/5/10	5/26/10	5/27/10	6/1/10	2315-9
SG-AW45	SG-AW45	PSG	ENV	10053164	5/5/10	5/26/10	5/27/10	6/1/10	2315-9
SG-AW46	SG-AW46	PSG	ENV	10053165	5/5/10	5/26/10	5/27/10	6/1/10	2315-9
SG-AW47	SG-AW47	PSG	ENV	10053166	5/5/10	5/26/10	5/27/10	6/1/10	2315-9
SG-AW48	SG-AW48	PSG	ENV	10053167	5/5/10	5/26/10	5/27/10	6/1/10	2315-9
SG-AW49	SG-AW49	PSG	ENV	10053168	5/5/10	5/26/10	5/27/10	6/1/10	2315-9
SG-AW50	SG-AW50	PSG	ENV	10053169	5/5/10	5/26/10	5/27/10	6/1/10	2315-9
SG-AW51	SG-AW51	PSG	ENV	10053170	5/5/10	5/26/10	5/27/10	6/1/10	2315-9
SG-AW52	SG-AW52	PSG	ENV	10053171	5/5/10	5/26/10	5/27/10	6/1/10	2315-9
SGD-AW52	SG-AW52DUP	PSG	FD	10053172	5/5/10	5/26/10	5/27/10	6/1/10	2315-9
SG-AW53	SG-AW53	PSG	ENV	10053173	5/5/10	5/26/10	5/27/10	6/1/10	2315-9
SG-AW54	SG-AW54	PSG	ENV	10053174	5/5/10	5/26/10	5/27/10	6/1/10	2315-9
SG-AW55	SG-AW55	PSG	ENV	10053175	5/5/10	5/26/10	5/27/10	6/1/10	2315-9
SG-I4	SG-I4	PSG	ENV	10053176	5/7/10	5/27/10	5/28/10[3]	6/1/10	2315-9
MS-I4	SG-I4MS	PSG	MS	10053177	5/7/10	5/27/10	5/28/10	6/1/10	2315-9
MSD-I4	SG-I4MSD	PSG	MSD	10053178	5/7/10	5/27/10	5/28/10	6/1/10	2315-9
SG-AW56	SG-AW56	PSG	ENV	10060105	5/5/10	5/26/10	5/27/10	6/1/10	2315-10
SG-AW57	SG-AW57	PSG	ENV	10060106	5/5/10	5/26/10	5/27/10	6/1/10	2315-10
SG-AW58	SG-AW58	PSG	ENV	10060107	5/5/10	5/26/10	5/27/10	6/1/10	2315-10
SG-AW59	SG-AW59	PSG	ENV	10060108	5/5/10	5/26/10	5/27/10	6/1/10	2315-10
SG-AW60	SG-AW60	PSG	ENV	10060109	5/5/10	5/26/10	5/27/10	6/1/10	2315-10
SG-AW63	SG-AW63	PSG	ENV	10060110	5/5/10	5/26/10	5/27/10	6/1/10	2315-10
SGD-AW63	SG-AW63DUP	PSG	FD	10060111	5/5/10	5/26/10	5/27/10	6/1/10	2315-10
SG-AW64	SG-AW64	PSG	ENV	10060112	5/5/10	5/26/10	5/27/10	6/1/10	2315-10
SG-AW65	SG-AW65	PSG	ENV	10060113	5/5/10	5/26/10	5/27/10	6/1/10	2315-10
SG-FHE1	SG-FHE1	PSG	ENV	10060114	5/5/10	5/26/10	5/27/10	6/1/10	2315-10
SG-FHE2	SG-FHE2	PSG	ENV	10060115	5/5/10	5/26/10	5/27/10	6/1/10	2315-10
SG-FHE3	SG-FHE3	PSG	ENV	10060116	5/5/10	5/26/10	5/27/10	6/1/10	2315-10
SG-FHE4	SG-FHE4	PSG	ENV	10060117	5/5/10	5/26/10	5/27/10	6/1/10	2315-10
SGD-FHE4	SG-FHE4DUP	PSG	FD	10060118	5/5/10	5/26/10	5/27/10	6/1/10	2315-10

TABLE 1

HCEI PHASE I - SOIL GAS SURVEY

SAMPLES COLLECTED

Field Sample ID[(1)]	Lab Sample ID	Sample Matrix	Sample Type[(2)]	Lab File ID	Date Emplaced/ Collected	Date Retrieved	Date Received at Lab	Date Analyzed	Analysis Batch
SG-I1	SG-I1	PSG	ENV	10060119	5/7/10	5/27/10	5/28/10	6/1/10	2315-10
SGD-I1	SG-I1DUP	PSG	FD	10060120	5/7/10	5/27/10	5/28/10	6/1/10	2315-10
SG-I2	SG-I2	PSG	ENV	10060121	5/7/10	5/27/10	5/28/10	6/1/10	2315-10
SG-I3	SG-I3	PSG	ENV	10060122	5/7/10	5/27/10	5/28/10	6/1/10	2315-10
SG-I5	SG-I5	PSG	ENV	10060123	5/7/10	5/26/10	5/27/10	6/1/10	2315-10
SG-I11	SG-I11	PSG	ENV	10060124	5/7/10	5/27/10	5/28/10	6/2/10	2315-10
MS-I11	SG-I11MS	PSG	MS	10060125	5/7/10	5/27/10	5/28/10	6/2/10	2315-10
MSD-I11	SG-I11MSD	PSG	MSD	10060126	5/7/10	5/27/10	5/28/10	6/2/10	2315-10
Trip Blank 7	Trip-7	PSG	TB	10060131	NA	5/27/10	5/28/10	6/2/10	2315-11
SG-I6	SG-I6	PSG	ENV	10060132	5/7/10	5/27/10	5/28/10	6/2/10	2315-11
SG-I7	SG-I7	PSG	ENV	10060133	5/7/10	5/27/10	5/28/10	6/2/10	2315-11
SG-I8	SG-I8	PSG	ENV	10060134	5/7/10	5/27/10	5/28/10	6/2/10	2315-11
SG-I9	SG-I9	PSG	ENV	10060135	5/7/10	5/27/10	5/28/10	6/2/10	2315-11
SG-I10	SG-I10	PSG	ENV	10060136	5/7/10	5/27/10	5/28/10	6/2/10	2315-11
SGD-I10	SG-I10DUP	PSG	FD	10060137	5/7/10	5/27/10	5/28/10	6/2/10	2315-11
SG-I12	SG-I12	PSG	ENV	10060138	5/7/10	5/27/10	5/28/10	6/2/10	2315-11
SG-I13	SG-I13	PSG	ENV	10060139	5/7/10	5/27/10	5/28/10	6/2/10	2315-11
SG-I14	SG-I14	PSG	ENV	10060140	5/7/10	5/27/10	5/28/10	6/2/10	2315-11
SG-I15	SG-I15	PSG	ENV	10060141	5/7/10	5/27/10	5/28/10	6/2/10	2315-11
SG-I16	SG-I16	PSG	ENV	10060142	5/7/10	5/27/10	5/28/10	6/2/10	2315-11
SG-I17	SG-I17	PSG	ENV	10060143	5/7/10	5/27/10	5/28/10	6/2/10	2315-11
SG-I18	SG-I18	PSG	ENV	10060144	5/7/10	5/27/10	5/28/10	6/2/10	2315-11
SG-I19	SG-I19	PSG	ENV	10060145	5/7/10	5/27/10	5/28/10	6/2/10	2315-11
SG-I20	SG-I20	PSG	ENV	10060146	5/7/10	5/27/10	5/28/10	6/2/10	2315-11
SG-I21	SG-I21	PSG	ENV	10060147	5/7/10	5/27/10	5/28/10	6/2/10	2315-11
SG-I22	SG-I22	PSG	ENV	10060148	5/7/10	5/27/10	5/28/10	6/2/10	2315-11
SG-I23	SG-I23	PSG	ENV	10060149	5/7/10	5/27/10	5/28/10	6/2/10	2315-11
SG-I31	SG-I31	PSG	ENV	10060150	5/8/10	5/27/10	5/28/10	6/2/10	2315-11
MS-I31	SG-I31MS	PSG	MS	10060151	5/8/10	5/27/10	5/28/10	6/2/10	2315-11
MSD-I31	SG-I31MSD	PSG	MSD	10060152	5/8/10	5/27/10	5/28/10	6/2/10	2315-11
Trip Blank #8	Trip-8	PSG	TB	10060157	NA	5/27/10	5/28/10	6/2/10	2315-12
SG-I24	SG-I24	PSG	ENV	10060158	5/7/10	5/27/10	5/28/10	6/2/10	2315-12
SG-I25	SG-I25	PSG	ENV	10060159	5/7/10	5/27/10	5/28/10	6/2/10	2315-12
SG-I26	SG-I26	PSG	ENV	10060160	5/8/10	5/27/10	5/28/10	6/2/10	2315-12
SG-I27	SG-I27	PSG	ENV	10060161	5/8/10	5/27/10	5/28/10	6/2/10	2315-12
SG-I28	SG-I28	PSG	ENV	10060162	5/8/10	5/27/10	5/28/10	6/2/10	2315-12
SG-I29	SG-I29	PSG	ENV	10060163	5/8/10	5/27/10	5/28/10	6/2/10	2315-12
SG-I30	SG-I30	PSG	ENV	10060164	5/8/10	5/27/10	5/28/10	6/2/10	2315-12

TABLE 1

HCEI PHASE I - SOIL GAS SURVEY

SAMPLES COLLECTED

Field Sample ID[(1)]	Lab Sample ID	Sample Matrix	Sample Type[(2)]	Lab File ID	Date Emplaced/ Collected	Date Retrieved	Date Received at Lab	Date Analyzed	Analysis Batch
SG-I32	SG-I32	PSG	ENV	10060165	5/8/10	5/27/10	5/28/10	6/2/10	2315-12
SG-I33	SG-I33	PSG	ENV	10060166	5/8/10	5/27/10	5/28/10	6/2/10	2315-12
SG-I34	SG-I34	PSG	ENV	10060167	5/8/10	5/27/10	5/28/10	6/2/10	2315-12
SG-I35	SG-I35	PSG	ENV	10060168	5/8/10	5/27/10	5/28/10	6/2/10	2315-12
SG-I36	SG-I36	PSG	ENV	10060169	5/8/10	5/27/10	5/28/10	6/2/10	2315-12
SG-I37	SG-I37	PSG	ENV	10060170	5/8/10	5/27/10	5/28/10	6/2/10	2315-12
SG-I38	SG-I38	PSG	ENV	10060171	5/8/10	5/27/10	5/28/10	6/2/10	2315-12
SG-I39	SG-I39	PSG	ENV	10060172	5/8/10	5/27/10	5/28/10	6/2/10	2315-12
SG-I40	SG-I40	PSG	ENV	10060173	5/8/10	5/27/10	5/28/10	6/2/10	2315-12
SG-I41	SG-I41	PSG	ENV	10060174	5/8/10	5/27/10	5/28/10	6/2/10	2315-12
SG-I42	SG-I42	PSG	ENV	10060175	5/8/10	5/27/10	5/28/10	6/2/10	2315-12
SG-I51	SG-I51	PSG	ENV	10060176	5/8/10	5/27/10	5/28/10	6/2/10	2315-12
MS-I51	SG-I51MS	PSG	MS	10060177	5/8/10	5/27/10	5/28/10	6/2/10	2315-12
MSD-I51	SG-I51MSD	PSG	MSD	10060178	5/8/10	5/27/10	5/28/10	6/2/10	2315-12
Trip Blank #9	Trip-9	PSG	TB	10060305	NA	5/27/10	5/28/10	6/3/10	2315-13
AA-1	AA-1	PSG	AA	10060306	5/4/10	5/27/10	5/28/10	6/3/10	2315-13
SG-I43	SG-I43	PSG	ENV	10060307	5/8/10	5/27/10	5/28/10	6/3/10	2315-13
SG-I44	SG-I44	PSG	ENV	10060308	5/8/10	5/27/10	5/28/10	6/3/10	2315-13
SG-I45	SG-I45	PSG	ENV	10060309	5/8/10	5/27/10	5/28/10	6/3/10	2315-13
SG-I46	SG-I46	PSG	ENV	10060310	5/8/10	5/27/10	5/28/10	6/3/10	2315-13
SGD-I46	SG-I46DUP	PSG	FD	10060311	5/8/10	5/27/10	5/28/10	6/3/10	2315-13
SG-I47	SG-I47	PSG	ENV	10060312	5/8/10	5/27/10	5/28/10	6/3/10	2315-13
SG-I48	SG-I48	PSG	ENV	10060313	5/8/10	5/27/10	5/28/10	6/3/10	2315-13
SG-I49	SG-I49	PSG	ENV	10060314	5/8/10	5/27/10	5/28/10	6/3/10	2315-13
SG-I50	SG-I50	PSG	ENV	10060315	5/8/10	5/27/10	5/28/10	6/3/10	2315-13
SG-I52	SG-I52	PSG	ENV	10060316	5/8/10	5/27/10	5/28/10	6/3/10	2315-13
SG-I53	SG-I53	PSG	ENV	10060317	5/8/10	5/27/10	5/28/10	6/3/10	2315-13
SG-I54	SG-I54	PSG	ENV	10060318	5/8/10	5/27/10	5/28/10	6/3/10	2315-13
SG-KM1	SG-KM1	PSG	ENV	10060319	5/7/10	5/27/10	5/28/10	6/3/10	2315-13
SG-KM3	SG-KM3	PSG	ENV	10060320	5/7/10	5/27/10	5/28/10	6/3/10	2315-13
SG-L1	SG-L1	PSG	ENV	10060321	5/7/10	5/27/10	5/28/10	6/3/10	2315-13
SG-L1	SG-L1MS	PSG	MS	10060322	5/7/10	5/27/10	5/28/10	6/3/10	2315-13
AA-2	AA-2	PSG	AA	10060327	5/5/10	5/26/10	5/27/10	6/3/10	2315-14
SG-KM2	SG-KM2	PSG	ENV	10060328	5/7/10	5/27/10	5/28/10	6/3/10	2315-14
SGD-KM2	SG-KM2DUP	PSG	FD	10060329	5/7/10	5/27/10	5/28/10	6/3/10	2315-14
SG-L2	SG-L2	PSG	ENV	10060330	5/7/10	5/27/10	5/28/10	6/3/10	2315-14
SG-L2	SG-L2MS	PSG	MS	10060331	5/7/10	5/27/10	5/28/10	6/3/10	2315-14

TABLE 1

HCEI PHASE I - SOIL GAS SURVEY

SAMPLES COLLECTED

Field Sample ID[1]	Lab Sample ID	Sample Matrix	Sample Type[2]	Lab File ID	Date Emplaced/ Collected	Date Retrieved	Date Received at Lab	Date Analyzed	Analysis Batch
Rinsate Blank #1	371424-001	water	RB	NA	5/4/10	NA	5/5/10	5/10/10	806009
Rinsate Blank #2	371698-001	water	RB	NA	5/5/10	NA	5/6/10	5/10/10	806009
Rinsate Blank #3	371854-001	water	RB	NA	5/6/10	NA	5/7/10	5/10/10	806009
Rinsate Blank #4	372041-001	water	RB	NA	5/7/10	NA	5/8/10	5/11/10	806147
Rinsate Blank #5	372125-001	water	RB	NA	5/8/10	NA	5/10/10	5/11/10	806147
Phase I IDW	372125-002	water	IDW	NA	5/8/10	NA	5/10/10	5/11/10	806147

(1) Sample SGD-xxxx is the field duplicate for sample SG-xxxx

(2) AA – Ambient air field blank
ENV – Environmental field sample
FD – Field duplicate
IDW – Investigation-derived waste
MS – Matrix spike
MSD – Matrix spike duplicate
RB – Equipment rinsate blank
TB – Trip blank

(3) Reported as 5/27/10 in the laboratory data package

(4) Reported as 5/28/10 in the laboratory data package

TABLE 2

HCEI PHASE I - SOIL GAS SURVEY

QUALIFIED SAMPLE RESULTS

SAMPLE	QUALIFIER	REASON
All SG and SGD samples with Toluene detected	U	Contamination in five of the eight viable trip blanks at 2-ng to 4-ng and one of the two ambient air blanks at 4-ng
All SG and SGD results for TPH C_5-C_9 and TPH C_{10}-C_{15}	J to detects UJ to non-detects	Due to the nature of TPH analysis (i.e., it is a method-defined parameter, rather than an individual analyte, that is subject to bias from interference and background) and lack of quality control information

U – Blank affected; The analyte was not detected above 5x (10x for common contaminants) the level in an associated blank.
UJ – Estimated data; The analyte was not detected above the reported Sample Detection Limit (SDL) however the SDL is approximate due to exceedance of one or more QC requirements.
J – Estimated data; The reported sample concentration or mass is approximate due to exceedance of one or more QC requirements.
NJ – Tentatively identified, estimated data; The analysis indicates the presence of the analyte for which there is presumptive evidence to make a tentative identification and the associated numerical value represents its approximate concentration or mass.
R – Rejected data; Serious QC deficiencies make it impossible to verify the absence or presence of this analyte.

H – Bias in sample result is likely to be high
L – Bias in sample result is likely to be low
none – Bias in sample is unknown

NOTE: For multiple deficiencies the reviewer applied the most severe flag. (R>U>J>JL/JH and R>UJ>UJL)

TABLE 3
HCEI PHASE I - SOIL GAS SURVEY

FIELD DUPLICATE SUMMARY

Client Sample ID: Units: COMPOUNDS	MDL	SG-AE1 (ng)	SGD-AE1 (ng)	QC Test	AbsDiff or RPD (ng or %)	Pass?	SG-AE7 (ng)	SGD-AE7 (ng)	QC Test	AbsDiff or RPD (ng or %)	Pass?
Vinyl Chloride	1.5	<mdl	<mdl	Diff	0	Yes	<mdl	<mdl	Diff	0	Yes
Trichlorofluoromethane	1.5	<mdl	<mdl	Diff	0	Yes	<mdl	<mdl	Diff	0	Yes
1,1-Dichloroethene	0.7	<mdl	<mdl	Diff	0	Yes	<mdl	<mdl	Diff	0	Yes
Methylene Chloride	1.1	<mdl	<mdl	Diff	0	Yes	<mdl	<mdl	Diff	0	Yes
1,1,2-Trichlorotrifluoroethane	1.9	<mdl	<mdl	Diff	0	Yes	<mdl	<mdl	Diff	0	Yes
trans-1,2-Dichloroethene	0.8	<mdl	<mdl	Diff	0	Yes	<mdl	<mdl	Diff	0	Yes
Methyl-t-butyl ether	0.5	<mdl	<mdl	Diff	0	Yes	<mdl	<mdl	Diff	0	Yes
1,1-Dichloroethane	0.4	<mdl	<mdl	Diff	0	Yes	<mdl	<mdl	Diff	0	Yes
cis-1,2-Dichloroethene	0.5	<mdl	<mdl	Diff	0	Yes	<mdl	<mdl	Diff	0	Yes
Chloroform	0.3	<mdl	<mdl	Diff	0	Yes	<mdl	<mdl	Diff	0	Yes
1,2-Dichloroethane	0.3	<mdl	<mdl	Diff	0	Yes	<mdl	<mdl	Diff	0	Yes
1,1,1-Trichloroethane	0.7	<mdl	<mdl	Diff	0	Yes	<mdl	<mdl	Diff	0	Yes
Carbon Tetrachloride	0.7	<mdl	<mdl	Diff	0	Yes	<mdl	<mdl	Diff	0	Yes
Benzene	0.5	<mdl	<mdl	Diff	0	Yes	<mdl	<mdl	Diff	0	Yes
Trichloroethene	1.4	<mdl	<mdl	Diff	0	Yes	<mdl	<mdl	Diff	0	Yes
1,4-Dioxane	0.9	<mdl	<mdl	Diff	0	Yes	<mdl	<mdl	Diff	0	Yes
1,1,2-Trichloroethane	0.7	<mdl	<mdl	Diff	0	Yes	<mdl	<mdl	Diff	0	Yes
Toluene (75-175 ng)	1.4	5	4	Diff	1	Yes	4	4	Diff	0	Yes
1,2-Dibromoethane (EDB)	0.6	<mdl	<mdl	Diff	0	Yes	<mdl	<mdl	Diff	0	Yes
Tetrachloroethene	0.6	<mdl	<mdl	Diff	0	Yes	<mdl	<mdl	Diff	0	Yes
1,1,1,2-Tetrachloroethane	0.8	<mdl	<mdl	Diff	0	Yes	<mdl	<mdl	Diff	0	Yes
Chlorobenzene	0.3	<mdl	<mdl	Diff	0	Yes	<mdl	<mdl	Diff	0	Yes
Ethylbenzene	0.6	<mdl	<mdl	Diff	0	Yes	<mdl	<mdl	Diff	0	Yes
p & m-Xylene	0.4	<mdl	<mdl	Diff	0	Yes	<mdl	<mdl	Diff	0	Yes
1,1,2,2-Tetrachloroethane	0.5	<mdl	<mdl	Diff	0	Yes	<mdl	<mdl	Diff	0	Yes
o-Xylene	1.2	<mdl	<mdl	Diff	0	Yes	<mdl	<mdl	Diff	0	Yes
1,2,3-Trichloropropane	0.9	<mdl	<mdl	Diff	0	Yes	<mdl	<mdl	Diff	0	Yes
Isopropylbenzene	0.6	<mdl	<mdl	Diff	0	Yes	<mdl	<mdl	Diff	0	Yes
1,3,5-Trimethylbenzene	1.5	<mdl	<mdl	Diff	0	Yes	<mdl	<mdl	Diff	0	Yes
1,2,4-Trimethylbenzene	1.6	<mdl	<mdl	Diff	0	Yes	<mdl	<mdl	Diff	0	Yes
1,3-Dichlorobenzene	1.1	<mdl	<mdl	Diff	0	Yes	<mdl	<mdl	Diff	0	Yes
1,4-Dichlorobenzene	1.5	<mdl	<mdl	Diff	0	Yes	<mdl	<mdl	Diff	0	Yes
1,2-Dichlorobenzene	0.9	<mdl	<mdl	Diff	0	Yes	<mdl	<mdl	Diff	0	Yes
1,2,4-Trichlorobenzene	1.0	<mdl	<mdl	Diff	0	Yes	<mdl	<mdl	Diff	0	Yes
Naphthalene	1.2	3	<mdl	Diff	2	Yes	4	<mdl	Diff	3	Yes
1,2,3-Trichlorobenzene	1.1	<mdl	<mdl	Diff	0	Yes	<mdl	<mdl	Diff	0	Yes
2-Methylnaphthalene	1.1	<mdl	<mdl	Diff	0	Yes	<mdl	<mdl	Diff	0	Yes
TPH C_5-C_9		3,498	2,554	Diff	944	Yes	2,787	3,846	Diff	1,058	Yes
TPH C_{10}-C_{15}		<2,500	<2,500	Diff	0	Yes	<2,500	<2,500	Diff	0	Yes

TABLE 3
HCEI PHASE I - SOIL GAS SURVEY

FIELD DUPLICATE SUMMARY

Client Sample ID: Units: COMPOUNDS	MDL	SG-AE15 (ng)	SGD-AE15 (ng)	QC Test	AbsDiff or RPD (ng or %)	Pass?	SG-AE26 (ng)	SGD-AE26 (ng)	QC Test	AbsDiff or RPD (ng or %)	Pass?
Vinyl Chloride	1.5	<mdl	<mdl	Diff	0	Yes	<mdl	<mdl	Diff	0	Yes
Trichlorofluoromethane	1.5	<mdl	<mdl	Diff	0	Yes	<mdl	<mdl	Diff	0	Yes
1,1-Dichloroethene	0.7	<mdl	<mdl	Diff	0	Yes	<mdl	<mdl	Diff	0	Yes
Methylene Chloride	1.1	<mdl	<mdl	Diff	0	Yes	<mdl	<mdl	Diff	0	Yes
1,1,2-Trichlorotrifluoroethane	1.9	<mdl	<mdl	Diff	0	Yes	<mdl	<mdl	Diff	0	Yes
trans-1,2-Dichloroethene	0.8	<mdl	<mdl	Diff	0	Yes	<mdl	<mdl	Diff	0	Yes
Methyl-t-butyl ether	0.5	<mdl	<mdl	Diff	0	Yes	<mdl	4	Diff	4	Yes
1,1-Dichloroethane	0.4	<mdl	<mdl	Diff	0	Yes	<mdl	<mdl	Diff	0	Yes
cis-1,2-Dichloroethene	0.5	<mdl	<mdl	Diff	0	Yes	<mdl	<mdl	Diff	0	Yes
Chloroform	0.3	<mdl	<mdl	Diff	0	Yes	<mdl	<mdl	Diff	0	Yes
1,2-Dichloroethane	0.3	<mdl	<mdl	Diff	0	Yes	<mdl	<mdl	Diff	0	Yes
1,1,1-Trichloroethane	0.7	<mdl	<mdl	Diff	0	Yes	<mdl	<mdl	Diff	0	Yes
Carbon Tetrachloride	0.7	<mdl	<mdl	Diff	0	Yes	<mdl	<mdl	Diff	0	Yes
Benzene	0.5	4	4	Diff	0	Yes	4	5	Diff	1	Yes
Trichloroethene	1.4	<mdl	<mdl	Diff	0	Yes	<mdl	<mdl	Diff	0	Yes
1,4-Dioxane	0.9	<mdl	<mdl	Diff	0	Yes	<mdl	<mdl	Diff	0	Yes
1,1,2-Trichloroethane	0.7	<mdl	<mdl	Diff	0	Yes	<mdl	<mdl	Diff	0	Yes
Toluene (75-175 ng)	1.4	4	4	Diff	0	Yes	6	9	Diff	3	Yes
1,2-Dibromoethane (EDB)	0.6	<mdl	<mdl	Diff	0	Yes	<mdl	<mdl	Diff	0	Yes
Tetrachloroethene	0.6	<mdl	<mdl	Diff	0	Yes	<mdl	<mdl	Diff	0	Yes
1,1,1,2-Tetrachloroethane	0.8	<mdl	<mdl	Diff	0	Yes	<mdl	<mdl	Diff	0	Yes
Chlorobenzene	0.3	<mdl	<mdl	Diff	0	Yes	<mdl	<mdl	Diff	0	Yes
Ethylbenzene	0.6	<mdl	<mdl	Diff	0	Yes	<mdl	<mdl	Diff	0	Yes
p & m-Xylene	0.4	<mdl	<mdl	Diff	0	Yes	<mdl	<mdl	Diff	0	Yes
1,1,2,2-Tetrachloroethane	0.5	<mdl	<mdl	Diff	0	Yes	<mdl	<mdl	Diff	0	Yes
o-Xylene	1.2	<mdl	<mdl	Diff	0	Yes	<mdl	<mdl	Diff	0	Yes
1,2,3-Trichloropropane	0.9	<mdl	<mdl	Diff	0	Yes	<mdl	<mdl	Diff	0	Yes
Isopropylbenzene	0.6	<mdl	<mdl	Diff	0	Yes	<mdl	<mdl	Diff	0	Yes
1,3,5-Trimethylbenzene	1.5	<mdl	<mdl	Diff	0	Yes	<mdl	<mdl	Diff	0	Yes
1,2,4-Trimethylbenzene	1.6	<mdl	<mdl	Diff	0	Yes	<mdl	<mdl	Diff	0	Yes
1,3-Dichlorobenzene	1.1	<mdl	<mdl	Diff	0	Yes	<mdl	<mdl	Diff	0	Yes
1,4-Dichlorobenzene	1.5	<mdl	<mdl	Diff	0	Yes	<mdl	<mdl	Diff	0	Yes
1,2-Dichlorobenzene	0.9	<mdl	<mdl	Diff	0	Yes	<mdl	<mdl	Diff	0	Yes
1,2,4-Trichlorobenzene	1.0	<mdl	<mdl	Diff	0	Yes	<mdl	<mdl	Diff	0	Yes
Naphthalene	1.2	3	<mdl	Diff	2	Yes	<mdl	<mdl	Diff	0	Yes
1,2,3-Trichlorobenzene	1.1	<mdl	<mdl	Diff	0	Yes	<mdl	<mdl	Diff	0	Yes
2-Methylnaphthalene	1.1	<mdl	<mdl	Diff	0	Yes	<mdl	<mdl	Diff	0	Yes
TPH C_5-C_9		<2,500	<2,500	Diff	0	Yes	2,604	3,087	Diff	483	Yes
TPH C_{10}-C_{15}		<2,500	<2,500	Diff	0	Yes	<2,500	<2,500	Diff	0	Yes

TABLE 3
HCEI PHASE I - SOIL GAS SURVEY

FIELD DUPLICATE SUMMARY

Client Sample ID: Units: COMPOUNDS	MDL	SG-AE31 (ng)	SGD-AE31 (ng)	QC Test	AbsDiff or RPD (ng or %)	Pass?	SG-AE36 (ng)	SGD-AE36 (ng)	QC Test	AbsDiff or RPD (ng or %)	Pass?
Vinyl Chloride	1.5	<mdl	<mdl	Diff	0	Yes	<mdl	<mdl	Diff	0	Yes
Trichlorofluoromethane	1.5	<mdl	<mdl	Diff	0	Yes	<mdl	<mdl	Diff	0	Yes
1,1-Dichloroethene	0.7	<mdl	<mdl	Diff	0	Yes	<mdl	<mdl	Diff	0	Yes
Methylene Chloride	1.1	<mdl	<mdl	Diff	0	Yes	<mdl	<mdl	Diff	0	Yes
1,1,2-Trichlorotrifluoroethane	1.9	<mdl	<mdl	Diff	0	Yes	<mdl	<mdl	Diff	0	Yes
trans-1,2-Dichloroethene	0.8	<mdl	<mdl	Diff	0	Yes	<mdl	<mdl	Diff	0	Yes
Methyl-t-butyl ether	0.5	<mdl	4	Diff	3	Yes	<mdl	<mdl	Diff	0	Yes
1,1-Dichloroethane	0.4	<mdl	<mdl	Diff	0	Yes	<mdl	<mdl	Diff	0	Yes
cis-1,2-Dichloroethene	0.5	<mdl	<mdl	Diff	0	Yes	<mdl	<mdl	Diff	0	Yes
Chloroform	0.3	9	12	Diff	3	Yes	<mdl	<mdl	Diff	0	Yes
1,2-Dichloroethane	0.3	<mdl	<mdl	Diff	0	Yes	<mdl	<mdl	Diff	0	Yes
1,1,1-Trichloroethane	0.7	<mdl	<mdl	Diff	0	Yes	<mdl	<mdl	Diff	0	Yes
Carbon Tetrachloride	0.7	<mdl	<mdl	Diff	0	Yes	<mdl	<mdl	Diff	0	Yes
Benzene	0.5	4	5	Diff	1	Yes	5	<mdl	Diff	5	Yes
Trichloroethene	1.4	<mdl	<mdl	Diff	0	Yes	<mdl	<mdl	Diff	0	Yes
1,4-Dioxane	0.9	<mdl	<mdl	Diff	0	Yes	<mdl	<mdl	Diff	0	Yes
1,1,2-Trichloroethane	0.7	<mdl	<mdl	Diff	0	Yes	<mdl	<mdl	Diff	0	Yes
Toluene (75-175 ng)	1.4	10	9	Diff	1	Yes	8	4	Diff	4	Yes
1,2-Dibromoethane (EDB)	0.6	<mdl	<mdl	Diff	0	Yes	<mdl	<mdl	Diff	0	Yes
Tetrachloroethene	0.6	<mdl	<mdl	Diff	0	Yes	<mdl	<mdl	Diff	0	Yes
1,1,1,2-Tetrachloroethane	0.8	<mdl	<mdl	Diff	0	Yes	<mdl	<mdl	Diff	0	Yes
Chlorobenzene	0.3	<mdl	<mdl	Diff	0	Yes	<mdl	<mdl	Diff	0	Yes
Ethylbenzene	0.6	<mdl	<mdl	Diff	0	Yes	<mdl	<mdl	Diff	0	Yes
p & m-Xylene	0.4	<mdl	<mdl	Diff	0	Yes	<mdl	<mdl	Diff	0	Yes
1,1,2,2-Tetrachloroethane	0.5	<mdl	<mdl	Diff	0	Yes	<mdl	<mdl	Diff	0	Yes
o-Xylene	1.2	<mdl	<mdl	Diff	0	Yes	<mdl	<mdl	Diff	0	Yes
1,2,3-Trichloropropane	0.9	<mdl	<mdl	Diff	0	Yes	<mdl	<mdl	Diff	0	Yes
Isopropylbenzene	0.6	<mdl	<mdl	Diff	0	Yes	<mdl	<mdl	Diff	0	Yes
1,3,5-Trimethylbenzene	1.5	<mdl	<mdl	Diff	0	Yes	<mdl	<mdl	Diff	0	Yes
1,2,4-Trimethylbenzene	1.6	<mdl	<mdl	Diff	0	Yes	<mdl	<mdl	Diff	0	Yes
1,3-Dichlorobenzene	1.1	<mdl	<mdl	Diff	0	Yes	<mdl	<mdl	Diff	0	Yes
1,4-Dichlorobenzene	1.5	<mdl	<mdl	Diff	0	Yes	<mdl	<mdl	Diff	0	Yes
1,2-Dichlorobenzene	0.9	<mdl	<mdl	Diff	0	Yes	<mdl	<mdl	Diff	0	Yes
1,2,4-Trichlorobenzene	1.0	<mdl	<mdl	Diff	0	Yes	<mdl	<mdl	Diff	0	Yes
Naphthalene	1.2	4	3	Diff	1	Yes	<mdl	<mdl	Diff	0	Yes
1,2,3-Trichlorobenzene	1.1	<mdl	<mdl	Diff	0	Yes	<mdl	<mdl	Diff	0	Yes
2-Methylnaphthalene	1.1	<mdl	<mdl	Diff	0	Yes	<mdl	<mdl	Diff	0	Yes
TPH C_5-C_9		<2,500	2,516	Diff	16	Yes	3,258	<2,500	Diff	758	Yes
TPH C_{10}-C_{15}		<2,500	<2,500	Diff	0	Yes	<2,500	<2,500	Diff	0	Yes

TABLE 3
HCEI PHASE I - SOIL GAS SURVEY

FIELD DUPLICATE SUMMARY

Client Sample ID: Units: COMPOUNDS	MDL	SG-AE40 (ng)	SGD-AE40 (ng)	QC Test	AbsDiff or RPD (ng or %)	Pass?	SG-AE45 (ng)	SGD-AE45 (ng)	QC Test	AbsDiff or RPD (ng or %)	Pass?
Vinyl Chloride	1.5	<mdl	<mdl	Diff	0	Yes	<mdl	<mdl	Diff	0	Yes
Trichlorofluoromethane	1.5	<mdl	<mdl	Diff	0	Yes	<mdl	<mdl	Diff	0	Yes
1,1-Dichloroethene	0.7	<mdl	<mdl	Diff	0	Yes	<mdl	<mdl	Diff	0	Yes
Methylene Chloride	1.1	<mdl	<mdl	Diff	0	Yes	<mdl	10	Diff	9	Yes
1,1,2-Trichlorotrifluoroethane	1.9	<mdl	<mdl	Diff	0	Yes	<mdl	<mdl	Diff	0	Yes
trans-1,2-Dichloroethene	0.8	<mdl	<mdl	Diff	0	Yes	<mdl	<mdl	Diff	0	Yes
Methyl-t-butyl ether	0.5	<mdl	<mdl	Diff	0	Yes	<mdl	<mdl	Diff	0	Yes
1,1-Dichloroethane	0.4	<mdl	<mdl	Diff	0	Yes	<mdl	<mdl	Diff	0	Yes
cis-1,2-Dichloroethene	0.5	<mdl	<mdl	Diff	0	Yes	<mdl	<mdl	Diff	0	Yes
Chloroform	0.3	<mdl	<mdl	Diff	0	Yes	<mdl	<mdl	Diff	0	Yes
1,2-Dichloroethane	0.3	<mdl	<mdl	Diff	0	Yes	<mdl	<mdl	Diff	0	Yes
1,1,1-Trichloroethane	0.7	<mdl	<mdl	Diff	0	Yes	<mdl	<mdl	Diff	0	Yes
Carbon Tetrachloride	0.7	<mdl	<mdl	Diff	0	Yes	<mdl	<mdl	Diff	0	Yes
Benzene	0.5	<mdl	<mdl	Diff	0	Yes	5	6	Diff	1	Yes
Trichloroethene	1.4	<mdl	<mdl	Diff	0	Yes	<mdl	<mdl	Diff	0	Yes
1,4-Dioxane	0.9	<mdl	<mdl	Diff	0	Yes	<mdl	<mdl	Diff	0	Yes
1,1,2-Trichloroethane	0.7	<mdl	<mdl	Diff	0	Yes	<mdl	<mdl	Diff	0	Yes
Toluene (75-175 ng)	1.4	4	3	Diff	1	Yes	15	11	Diff	4	Yes
1,2-Dibromoethane (EDB)	0.6	<mdl	<mdl	Diff	0	Yes	<mdl	<mdl	Diff	0	Yes
Tetrachloroethene	0.6	<mdl	<mdl	Diff	0	Yes	<mdl	<mdl	Diff	0	Yes
1,1,1,2-Tetrachloroethane	0.8	<mdl	<mdl	Diff	0	Yes	<mdl	<mdl	Diff	0	Yes
Chlorobenzene	0.3	<mdl	<mdl	Diff	0	Yes	<mdl	<mdl	Diff	0	Yes
Ethylbenzene	0.6	<mdl	<mdl	Diff	0	Yes	<mdl	<mdl	Diff	0	Yes
p & m-Xylene	0.4	<mdl	<mdl	Diff	0	Yes	<mdl	<mdl	Diff	0	Yes
1,1,2,2-Tetrachloroethane	0.5	<mdl	<mdl	Diff	0	Yes	<mdl	<mdl	Diff	0	Yes
o-Xylene	1.2	<mdl	<mdl	Diff	0	Yes	<mdl	<mdl	Diff	0	Yes
1,2,3-Trichloropropane	0.9	<mdl	<mdl	Diff	0	Yes	<mdl	<mdl	Diff	0	Yes
Isopropylbenzene	0.6	<mdl	<mdl	Diff	0	Yes	<mdl	<mdl	Diff	0	Yes
1,3,5-Trimethylbenzene	1.5	<mdl	<mdl	Diff	0	Yes	<mdl	<mdl	Diff	0	Yes
1,2,4-Trimethylbenzene	1.6	<mdl	<mdl	Diff	0	Yes	<mdl	<mdl	Diff	0	Yes
1,3-Dichlorobenzene	1.1	<mdl	<mdl	Diff	0	Yes	<mdl	<mdl	Diff	0	Yes
1,4-Dichlorobenzene	1.5	<mdl	<mdl	Diff	0	Yes	<mdl	<mdl	Diff	0	Yes
1,2-Dichlorobenzene	0.9	<mdl	<mdl	Diff	0	Yes	<mdl	<mdl	Diff	0	Yes
1,2,4-Trichlorobenzene	1.0	<mdl	<mdl	Diff	0	Yes	<mdl	<mdl	Diff	0	Yes
Naphthalene	1.2	<mdl	<mdl	Diff	0	Yes	4	4	Diff	0	Yes
1,2,3-Trichlorobenzene	1.1	<mdl	<mdl	Diff	0	Yes	<mdl	<mdl	Diff	0	Yes
2-Methylnaphthalene	1.1	<mdl	<mdl	Diff	0	Yes	<mdl	<mdl	Diff	0	Yes
TPH C_5-C_9		<2,500	<2,500	Diff	0	Yes	4,526	2,828	Diff	1,698	Yes
TPH C_{10}-C_{15}		<2,500	<2,500	Diff	0	Yes	<2,500	<2,500	Diff	0	Yes

TABLE 3
HCEI PHASE I - SOIL GAS SURVEY

FIELD DUPLICATE SUMMARY

Client Sample ID: Units: COMPOUNDS	MDL	SG-AN7 (ng)	SGD-AN7 (ng)	QC Test	AbsDiff or RPD (ng or %)	Pass?	SG-AN19 (ng)	SGD-AN19 (ng)	QC Test	AbsDiff or RPD (ng or %)	Pass?
Vinyl Chloride	1.5	<mdl	<mdl	Diff	0	Yes	<mdl	<mdl	Diff	0	Yes
Trichlorofluoromethane	1.5	<mdl	<mdl	Diff	0	Yes	<mdl	<mdl	Diff	0	Yes
1,1-Dichloroethene	0.7	<mdl	<mdl	Diff	0	Yes	<mdl	<mdl	Diff	0	Yes
Methylene Chloride	1.1	<mdl	<mdl	Diff	0	Yes	10	7	Diff	3	Yes
1,1,2-Trichlorotrifluoroethane	1.9	<mdl	<mdl	Diff	0	Yes	<mdl	<mdl	Diff	0	Yes
trans-1,2-Dichloroethene	0.8	<mdl	<mdl	Diff	0	Yes	<mdl	<mdl	Diff	0	Yes
Methyl-t-butyl ether	0.5	<mdl	<mdl	Diff	0	Yes	<mdl	<mdl	Diff	0	Yes
1,1-Dichloroethane	0.4	<mdl	<mdl	Diff	0	Yes	<mdl	<mdl	Diff	0	Yes
cis-1,2-Dichloroethene	0.5	<mdl	<mdl	Diff	0	Yes	<mdl	<mdl	Diff	0	Yes
Chloroform	0.3	<mdl	<mdl	Diff	0	Yes	<mdl	<mdl	Diff	0	Yes
1,2-Dichloroethane	0.3	<mdl	<mdl	Diff	0	Yes	<mdl	<mdl	Diff	0	Yes
1,1,1-Trichloroethane	0.7	<mdl	<mdl	Diff	0	Yes	<mdl	<mdl	Diff	0	Yes
Carbon Tetrachloride	0.7	<mdl	<mdl	Diff	0	Yes	<mdl	<mdl	Diff	0	Yes
Benzene	0.5	3	6	Diff	3	Yes	4	<mdl	Diff	3	Yes
Trichloroethene	1.4	<mdl	<mdl	Diff	0	Yes	<mdl	<mdl	Diff	0	Yes
1,4-Dioxane	0.9	<mdl	<mdl	Diff	0	Yes	<mdl	<mdl	Diff	0	Yes
1,1,2-Trichloroethane	0.7	<mdl	<mdl	Diff	0	Yes	<mdl	<mdl	Diff	0	Yes
Toluene (75-175 ng)	1.4	7	11	Diff	4	Yes	7	7	Diff	0	Yes
1,2-Dibromoethane (EDB)	0.6	<mdl	<mdl	Diff	0	Yes	<mdl	<mdl	Diff	0	Yes
Tetrachloroethene	0.6	<mdl	<mdl	Diff	0	Yes	<mdl	<mdl	Diff	0	Yes
1,1,1,2-Tetrachloroethane	0.8	<mdl	<mdl	Diff	0	Yes	<mdl	<mdl	Diff	0	Yes
Chlorobenzene	0.3	<mdl	<mdl	Diff	0	Yes	<mdl	<mdl	Diff	0	Yes
Ethylbenzene	0.6	<mdl	<mdl	Diff	0	Yes	<mdl	<mdl	Diff	0	Yes
p & m-Xylene	0.4	<mdl	<mdl	Diff	0	Yes	<mdl	<mdl	Diff	0	Yes
1,1,2,2-Tetrachloroethane	0.5	<mdl	<mdl	Diff	0	Yes	<mdl	<mdl	Diff	0	Yes
o-Xylene	1.2	<mdl	<mdl	Diff	0	Yes	<mdl	<mdl	Diff	0	Yes
1,2,3-Trichloropropane	0.9	<mdl	<mdl	Diff	0	Yes	<mdl	<mdl	Diff	0	Yes
Isopropylbenzene	0.6	<mdl	<mdl	Diff	0	Yes	<mdl	<mdl	Diff	0	Yes
1,3,5-Trimethylbenzene	1.5	<mdl	<mdl	Diff	0	Yes	<mdl	<mdl	Diff	0	Yes
1,2,4-Trimethylbenzene	1.6	<mdl	<mdl	Diff	0	Yes	<mdl	<mdl	Diff	0	Yes
1,3-Dichlorobenzene	1.1	<mdl	<mdl	Diff	0	Yes	<mdl	<mdl	Diff	0	Yes
1,4-Dichlorobenzene	1.5	<mdl	<mdl	Diff	0	Yes	<mdl	<mdl	Diff	0	Yes
1,2-Dichlorobenzene	0.9	<mdl	<mdl	Diff	0	Yes	<mdl	<mdl	Diff	0	Yes
1,2,4-Trichlorobenzene	1.0	<mdl	<mdl	Diff	0	Yes	<mdl	<mdl	Diff	0	Yes
Naphthalene	1.2	8	7	Diff	1	Yes	8	8	Diff	0	Yes
1,2,3-Trichlorobenzene	1.1	<mdl	<mdl	Diff	0	Yes	<mdl	<mdl	Diff	0	Yes
2-Methylnaphthalene	1.1	<mdl	<mdl	Diff	0	Yes	<mdl	<mdl	Diff	0	Yes
TPH C_5-C_9		2,947	4,000	Diff	1,053	Yes	<2,500	<2,500	Diff	0	Yes
TPH C_{10}-C_{15}		<2,500	<2,500	Diff	0	Yes	<2,500	<2,500	Diff	0	Yes

TABLE 3
HCEI PHASE I - SOIL GAS SURVEY

FIELD DUPLICATE SUMMARY

Client Sample ID: Units: COMPOUNDS	MDL	SG-AW1 (ng)	SGD-AW1 (ng)	QC Test	AbsDiff or RPD (ng or %)	Pass?	SG-AW11 (ng)	SGD-AW11 (ng)	QC Test	AbsDiff or RPD (ng or %)	Pass?
Vinyl Chloride	1.5	<mdl	<mdl	Diff	0	Yes	<mdl	<mdl	Diff	0	Yes
Trichlorofluoromethane	1.5	<mdl	<mdl	Diff	0	Yes	<mdl	<mdl	Diff	0	Yes
1,1-Dichloroethene	0.7	<mdl	<mdl	Diff	0	Yes	<mdl	<mdl	Diff	0	Yes
Methylene Chloride	1.1	5	6	Diff	1	Yes	3	10	Diff	7	Yes
1,1,2-Trichlorotrifluoroethane	1.9	<mdl	<mdl	Diff	0	Yes	<mdl	<mdl	Diff	0	Yes
trans-1,2-Dichloroethene	0.8	<mdl	<mdl	Diff	0	Yes	<mdl	<mdl	Diff	0	Yes
Methyl-t-butyl ether	0.5	<mdl	<mdl	Diff	0	Yes	<mdl	<mdl	Diff	0	Yes
1,1-Dichloroethane	0.4	<mdl	<mdl	Diff	0	Yes	<mdl	<mdl	Diff	0	Yes
cis-1,2-Dichloroethene	0.5	<mdl	<mdl	Diff	0	Yes	<mdl	<mdl	Diff	0	Yes
Chloroform	0.3	<mdl	<mdl	Diff	0	Yes	<mdl	<mdl	Diff	0	Yes
1,2-Dichloroethane	0.3	<mdl	<mdl	Diff	0	Yes	<mdl	<mdl	Diff	0	Yes
1,1,1-Trichloroethane	0.7	<mdl	<mdl	Diff	0	Yes	<mdl	<mdl	Diff	0	Yes
Carbon Tetrachloride	0.7	<mdl	<mdl	Diff	0	Yes	<mdl	<mdl	Diff	0	Yes
Benzene	0.5	<mdl	3	Diff	2	Yes	3	3	Diff	0	Yes
Trichloroethene	1.4	<mdl	<mdl	Diff	0	Yes	<mdl	<mdl	Diff	0	Yes
1,4-Dioxane	0.9	<mdl	<mdl	Diff	0	Yes	<mdl	<mdl	Diff	0	Yes
1,1,2-Trichloroethane	0.7	<mdl	<mdl	Diff	0	Yes	<mdl	<mdl	Diff	0	Yes
Toluene (75-175 ng)	1.4	3	3	Diff	0	Yes	4	4	Diff	0	Yes
1,2-Dibromoethane (EDB)	0.6	<mdl	<mdl	Diff	0	Yes	<mdl	<mdl	Diff	0	Yes
Tetrachloroethene	0.6	<mdl	<mdl	Diff	0	Yes	<mdl	<mdl	Diff	0	Yes
1,1,1,2-Tetrachloroethane	0.8	<mdl	<mdl	Diff	0	Yes	<mdl	<mdl	Diff	0	Yes
Chlorobenzene	0.3	<mdl	<mdl	Diff	0	Yes	<mdl	<mdl	Diff	0	Yes
Ethylbenzene	0.6	<mdl	<mdl	Diff	0	Yes	<mdl	<mdl	Diff	0	Yes
p & m-Xylene	0.4	<mdl	<mdl	Diff	0	Yes	<mdl	<mdl	Diff	0	Yes
1,1,2,2-Tetrachloroethane	0.5	<mdl	<mdl	Diff	0	Yes	<mdl	<mdl	Diff	0	Yes
o-Xylene	1.2	<mdl	<mdl	Diff	0	Yes	<mdl	<mdl	Diff	0	Yes
1,2,3-Trichloropropane	0.9	<mdl	<mdl	Diff	0	Yes	<mdl	<mdl	Diff	0	Yes
Isopropylbenzene	0.6	<mdl	<mdl	Diff	0	Yes	<mdl	<mdl	Diff	0	Yes
1,3,5-Trimethylbenzene	1.5	<mdl	<mdl	Diff	0	Yes	<mdl	<mdl	Diff	0	Yes
1,2,4-Trimethylbenzene	1.6	<mdl	<mdl	Diff	0	Yes	<mdl	<mdl	Diff	0	Yes
1,3-Dichlorobenzene	1.1	<mdl	<mdl	Diff	0	Yes	<mdl	<mdl	Diff	0	Yes
1,4-Dichlorobenzene	1.5	<mdl	<mdl	Diff	0	Yes	<mdl	<mdl	Diff	0	Yes
1,2-Dichlorobenzene	0.9	<mdl	<mdl	Diff	0	Yes	<mdl	<mdl	Diff	0	Yes
1,2,4-Trichlorobenzene	1.0	<mdl	<mdl	Diff	0	Yes	<mdl	<mdl	Diff	0	Yes
Naphthalene	1.2	<mdl	<mdl	Diff	0	Yes	<mdl	<mdl	Diff	0	Yes
1,2,3-Trichlorobenzene	1.1	<mdl	<mdl	Diff	0	Yes	<mdl	<mdl	Diff	0	Yes
2-Methylnaphthalene	1.1	<mdl	<mdl	Diff	0	Yes	<mdl	<mdl	Diff	0	Yes
TPH C_5-C_9		3,579	3,026	Diff	553	Yes	<2,500	5,478	Diff	2,978	Yes
TPH C_{10}-C_{15}		<2,500	<2,500	Diff	0	Yes	<2,500	<2,500	Diff	0	Yes

TABLE 3
HCEI PHASE I - SOIL GAS SURVEY

FIELD DUPLICATE SUMMARY

Client Sample ID: Units: COMPOUNDS	MDL	SG-AW23 (ng)	SGD-AW23 (ng)	QC Test	AbsDiff or RPD (ng or %)	Pass?	SG-AW32 (ng)	SGD-AW32 (ng)	QC Test	AbsDiff or RPD (ng or %)	Pass?
Vinyl Chloride	1.5	<mdl	<mdl	Diff	0	Yes	<mdl	<mdl	Diff	0	Yes
Trichlorofluoromethane	1.5	<mdl	<mdl	Diff	0	Yes	<mdl	<mdl	Diff	0	Yes
1,1-Dichloroethene	0.7	<mdl	<mdl	Diff	0	Yes	<mdl	<mdl	Diff	0	Yes
Methylene Chloride	1.1	<mdl	<mdl	Diff	0	Yes	<mdl	4	Diff	3	Yes
1,1,2-Trichlorotrifluoroethane	1.9	<mdl	<mdl	Diff	0	Yes	<mdl	<mdl	Diff	0	Yes
trans-1,2-Dichloroethene	0.8	<mdl	<mdl	Diff	0	Yes	<mdl	<mdl	Diff	0	Yes
Methyl-t-butyl ether	0.5	<mdl	<mdl	Diff	0	Yes	<mdl	<mdl	Diff	0	Yes
1,1-Dichloroethane	0.4	<mdl	<mdl	Diff	0	Yes	<mdl	<mdl	Diff	0	Yes
cis-1,2-Dichloroethene	0.5	<mdl	<mdl	Diff	0	Yes	<mdl	<mdl	Diff	0	Yes
Chloroform	0.3	33	36	RPD	8	Yes	11	12	Diff	2	Yes
1,2-Dichloroethane	0.3	<mdl	<mdl	Diff	0	Yes	<mdl	<mdl	Diff	0	Yes
1,1,1-Trichloroethane	0.7	<mdl	<mdl	Diff	0	Yes	<mdl	<mdl	Diff	0	Yes
Carbon Tetrachloride	0.7	<mdl	<mdl	Diff	0	Yes	<mdl	<mdl	Diff	0	Yes
Benzene	0.5	3	3	Diff	0	Yes	3	<mdl	Diff	2	Yes
Trichloroethene	1.4	<mdl	<mdl	Diff	0	Yes	<mdl	<mdl	Diff	0	Yes
1,4-Dioxane	0.9	<mdl	<mdl	Diff	0	Yes	<mdl	<mdl	Diff	0	Yes
1,1,2-Trichloroethane	0.7	<mdl	<mdl	Diff	0	Yes	<mdl	<mdl	Diff	0	Yes
Toluene (75-175 ng)	1.4	6	6	Diff	0	Yes	4	2	Diff	2	Yes
1,2-Dibromoethane (EDB)	0.6	<mdl	<mdl	Diff	0	Yes	<mdl	<mdl	Diff	0	Yes
Tetrachloroethene	0.6	<mdl	<mdl	Diff	0	Yes	<mdl	<mdl	Diff	0	Yes
1,1,1,2-Tetrachloroethane	0.8	<mdl	<mdl	Diff	0	Yes	<mdl	<mdl	Diff	0	Yes
Chlorobenzene	0.3	<mdl	<mdl	Diff	0	Yes	<mdl	<mdl	Diff	0	Yes
Ethylbenzene	0.6	<mdl	<mdl	Diff	0	Yes	<mdl	<mdl	Diff	0	Yes
p & m-Xylene	0.4	1	<mdl	Diff	1	Yes	1	<mdl	Diff	1	Yes
1,1,2,2-Tetrachloroethane	0.5	<mdl	<mdl	Diff	0	Yes	<mdl	<mdl	Diff	0	Yes
o-Xylene	1.2	<mdl	<mdl	Diff	0	Yes	<mdl	<mdl	Diff	0	Yes
1,2,3-Trichloropropane	0.9	<mdl	<mdl	Diff	0	Yes	<mdl	<mdl	Diff	0	Yes
Isopropylbenzene	0.6	<mdl	<mdl	Diff	0	Yes	<mdl	<mdl	Diff	0	Yes
1,3,5-Trimethylbenzene	1.5	<mdl	<mdl	Diff	0	Yes	<mdl	<mdl	Diff	0	Yes
1,2,4-Trimethylbenzene	1.6	<mdl	<mdl	Diff	0	Yes	<mdl	<mdl	Diff	0	Yes
1,3-Dichlorobenzene	1.1	<mdl	<mdl	Diff	0	Yes	<mdl	<mdl	Diff	0	Yes
1,4-Dichlorobenzene	1.5	<mdl	<mdl	Diff	0	Yes	<mdl	<mdl	Diff	0	Yes
1,2-Dichlorobenzene	0.9	<mdl	<mdl	Diff	0	Yes	<mdl	<mdl	Diff	0	Yes
1,2,4-Trichlorobenzene	1.0	<mdl	<mdl	Diff	0	Yes	<mdl	<mdl	Diff	0	Yes
Naphthalene	1.2	7	<mdl	Diff	6	Yes	<mdl	<mdl	Diff	0	Yes
1,2,3-Trichlorobenzene	1.1	<mdl	<mdl	Diff	0	Yes	<mdl	<mdl	Diff	0	Yes
2-Methylnaphthalene	1.1	<mdl	<mdl	Diff	0	Yes	<mdl	<mdl	Diff	0	Yes
TPH C_5-C_9		3,120	3,322	Diff	202	Yes	3,509	2,863	Diff	647	Yes
TPH C_{10}-C_{15}		<2,500	<2,500	Diff	0	Yes	<2,500	<2,500	Diff	0	Yes

TABLE 3
HCEI PHASE I - SOIL GAS SURVEY

FIELD DUPLICATE SUMMARY

Client Sample ID: Units: COMPOUNDS	MDL	SG-AW35 (ng)	SGD-AW35 (ng)	QC Test	AbsDiff or RPD (ng or %)	Pass?	SG-AW52 (ng)	SGD-AW52 (ng)	QC Test	AbsDiff or RPD (ng or %)	Pass?
Vinyl Chloride	1.5	<mdl	<mdl	Diff	0	Yes	<mdl	<mdl	Diff	0	Yes
Trichlorofluoromethane	1.5	<mdl	<mdl	Diff	0	Yes	<mdl	<mdl	Diff	0	Yes
1,1-Dichloroethene	0.7	<mdl	<mdl	Diff	0	Yes	<mdl	<mdl	Diff	0	Yes
Methylene Chloride	1.1	<mdl	3	Diff	2	Yes	<mdl	7	Diff	6	Yes
1,1,2-Trichlorotrifluoroethane	1.9	<mdl	<mdl	Diff	0	Yes	<mdl	<mdl	Diff	0	Yes
trans-1,2-Dichloroethene	0.8	<mdl	<mdl	Diff	0	Yes	<mdl	<mdl	Diff	0	Yes
Methyl-t-butyl ether	0.5	<mdl	<mdl	Diff	0	Yes	<mdl	<mdl	Diff	0	Yes
1,1-Dichloroethane	0.4	<mdl	<mdl	Diff	0	Yes	<mdl	<mdl	Diff	0	Yes
cis-1,2-Dichloroethene	0.5	<mdl	<mdl	Diff	0	Yes	<mdl	<mdl	Diff	0	Yes
Chloroform	0.3	12	15	Diff	3	Yes	<mdl	5	Diff	5	Yes
1,2-Dichloroethane	0.3	<mdl	<mdl	Diff	0	Yes	<mdl	<mdl	Diff	0	Yes
1,1,1-Trichloroethane	0.7	<mdl	<mdl	Diff	0	Yes	<mdl	<mdl	Diff	0	Yes
Carbon Tetrachloride	0.7	<mdl	<mdl	Diff	0	Yes	<mdl	<mdl	Diff	0	Yes
Benzene	0.5	<mdl	<mdl	Diff	0	Yes	3	4	Diff	1	Yes
Trichloroethene	1.4	<mdl	<mdl	Diff	0	Yes	<mdl	<mdl	Diff	0	Yes
1,4-Dioxane	0.9	<mdl	<mdl	Diff	0	Yes	<mdl	<mdl	Diff	0	Yes
1,1,2-Trichloroethane	0.7	<mdl	<mdl	Diff	0	Yes	<mdl	<mdl	Diff	0	Yes
Toluene (75-175 ng)	1.4	3	3	Diff	0	Yes	4	7	Diff	3	Yes
1,2-Dibromoethane (EDB)	0.6	<mdl	<mdl	Diff	0	Yes	<mdl	<mdl	Diff	0	Yes
Tetrachloroethene	0.6	<mdl	<mdl	Diff	0	Yes	<mdl	<mdl	Diff	0	Yes
1,1,1,2-Tetrachloroethane	0.8	<mdl	<mdl	Diff	0	Yes	<mdl	<mdl	Diff	0	Yes
Chlorobenzene	0.3	<mdl	<mdl	Diff	0	Yes	<mdl	<mdl	Diff	0	Yes
Ethylbenzene	0.6	<mdl	<mdl	Diff	0	Yes	<mdl	<mdl	Diff	0	Yes
p & m-Xylene	0.4	<mdl	<mdl	Diff	0	Yes	<mdl	<mdl	Diff	0	Yes
1,1,2,2-Tetrachloroethane	0.5	<mdl	<mdl	Diff	0	Yes	<mdl	<mdl	Diff	0	Yes
o-Xylene	1.2	<mdl	<mdl	Diff	0	Yes	<mdl	<mdl	Diff	0	Yes
1,2,3-Trichloropropane	0.9	<mdl	<mdl	Diff	0	Yes	<mdl	<mdl	Diff	0	Yes
Isopropylbenzene	0.6	<mdl	<mdl	Diff	0	Yes	<mdl	<mdl	Diff	0	Yes
1,3,5-Trimethylbenzene	1.5	<mdl	<mdl	Diff	0	Yes	<mdl	<mdl	Diff	0	Yes
1,2,4-Trimethylbenzene	1.6	<mdl	<mdl	Diff	0	Yes	<mdl	<mdl	Diff	0	Yes
1,3-Dichlorobenzene	1.1	<mdl	<mdl	Diff	0	Yes	<mdl	<mdl	Diff	0	Yes
1,4-Dichlorobenzene	1.5	<mdl	<mdl	Diff	0	Yes	<mdl	<mdl	Diff	0	Yes
1,2-Dichlorobenzene	0.9	<mdl	<mdl	Diff	0	Yes	<mdl	<mdl	Diff	0	Yes
1,2,4-Trichlorobenzene	1.0	<mdl	<mdl	Diff	0	Yes	<mdl	<mdl	Diff	0	Yes
Naphthalene	1.2	<mdl	<mdl	Diff	0	Yes	<mdl	<mdl	Diff	0	Yes
1,2,3-Trichlorobenzene	1.1	<mdl	<mdl	Diff	0	Yes	<mdl	<mdl	Diff	0	Yes
2-Methylnaphthalene	1.1	<mdl	<mdl	Diff	0	Yes	<mdl	<mdl	Diff	0	Yes
TPH C_5-C_9		<2,500	<2,500	Diff	0	Yes	3,420	7,657	Diff	4,237	Yes
TPH C_{10}-C_{15}		<2,500	<2,500	Diff	0	Yes	<2,500	<2,500	Diff	0	Yes

TABLE 3
HCEI PHASE I - SOIL GAS SURVEY

FIELD DUPLICATE SUMMARY

Client Sample ID: Units: COMPOUNDS	MDL	SG-AW63 (ng)	SGD-AW63 (ng)	QC Test	AbsDiff or RPD (ng or %)	Pass?	SG-FHE4 (ng)	SGD-FHE4 (ng)	QC Test	AbsDiff or RPD (ng or %)	Pass?
Vinyl Chloride	1.5	<mdl	<mdl	Diff	0	Yes	<mdl	<mdl	Diff	0	Yes
Trichlorofluoromethane	1.5	<mdl	<mdl	Diff	0	Yes	<mdl	<mdl	Diff	0	Yes
1,1-Dichloroethene	0.7	<mdl	<mdl	Diff	0	Yes	<mdl	<mdl	Diff	0	Yes
Methylene Chloride	1.1	<mdl	<mdl	Diff	0	Yes	<mdl	<mdl	Diff	0	Yes
1,1,2-Trichlorotrifluoroethane	1.9	<mdl	<mdl	Diff	0	Yes	<mdl	<mdl	Diff	0	Yes
trans-1,2-Dichloroethene	0.8	<mdl	<mdl	Diff	0	Yes	<mdl	<mdl	Diff	0	Yes
Methyl-t-butyl ether	0.5	<mdl	<mdl	Diff	0	Yes	<mdl	<mdl	Diff	0	Yes
1,1-Dichloroethane	0.4	<mdl	<mdl	Diff	0	Yes	<mdl	<mdl	Diff	0	Yes
cis-1,2-Dichloroethene	0.5	<mdl	<mdl	Diff	0	Yes	<mdl	<mdl	Diff	0	Yes
Chloroform	0.3	<mdl	<mdl	Diff	0	Yes	23	22	Diff	2	Yes
1,2-Dichloroethane	0.3	<mdl	<mdl	Diff	0	Yes	<mdl	<mdl	Diff	0	Yes
1,1,1-Trichloroethane	0.7	<mdl	<mdl	Diff	0	Yes	<mdl	<mdl	Diff	0	Yes
Carbon Tetrachloride	0.7	<mdl	<mdl	Diff	0	Yes	<mdl	<mdl	Diff	0	Yes
Benzene	0.5	<mdl	<mdl	Diff	0	Yes	<mdl	<mdl	Diff	0	Yes
Trichloroethene	1.4	<mdl	<mdl	Diff	0	Yes	<mdl	<mdl	Diff	0	Yes
1,4-Dioxane	0.9	<mdl	<mdl	Diff	0	Yes	<mdl	<mdl	Diff	0	Yes
1,1,2-Trichloroethane	0.7	<mdl	<mdl	Diff	0	Yes	<mdl	<mdl	Diff	0	Yes
Toluene (75-175 ng)	1.4	<mdl	<mdl	Diff	0	Yes	<mdl	<mdl	Diff	0	Yes
1,2-Dibromoethane (EDB)	0.6	<mdl	<mdl	Diff	0	Yes	<mdl	<mdl	Diff	0	Yes
Tetrachloroethene	0.6	<mdl	<mdl	Diff	0	Yes	<mdl	<mdl	Diff	0	Yes
1,1,1,2-Tetrachloroethane	0.8	<mdl	<mdl	Diff	0	Yes	<mdl	<mdl	Diff	0	Yes
Chlorobenzene	0.3	<mdl	<mdl	Diff	0	Yes	<mdl	<mdl	Diff	0	Yes
Ethylbenzene	0.6	<mdl	<mdl	Diff	0	Yes	<mdl	<mdl	Diff	0	Yes
p & m-Xylene	0.4	<mdl	<mdl	Diff	0	Yes	<mdl	<mdl	Diff	0	Yes
1,1,2,2-Tetrachloroethane	0.5	<mdl	<mdl	Diff	0	Yes	<mdl	<mdl	Diff	0	Yes
o-Xylene	1.2	<mdl	<mdl	Diff	0	Yes	<mdl	<mdl	Diff	0	Yes
1,2,3-Trichloropropane	0.9	<mdl	<mdl	Diff	0	Yes	<mdl	<mdl	Diff	0	Yes
Isopropylbenzene	0.6	<mdl	<mdl	Diff	0	Yes	<mdl	<mdl	Diff	0	Yes
1,3,5-Trimethylbenzene	1.5	<mdl	<mdl	Diff	0	Yes	<mdl	<mdl	Diff	0	Yes
1,2,4-Trimethylbenzene	1.6	<mdl	<mdl	Diff	0	Yes	<mdl	<mdl	Diff	0	Yes
1,3-Dichlorobenzene	1.1	<mdl	<mdl	Diff	0	Yes	<mdl	<mdl	Diff	0	Yes
1,4-Dichlorobenzene	1.5	<mdl	<mdl	Diff	0	Yes	<mdl	<mdl	Diff	0	Yes
1,2-Dichlorobenzene	0.9	<mdl	<mdl	Diff	0	Yes	<mdl	<mdl	Diff	0	Yes
1,2,4-Trichlorobenzene	1.0	<mdl	<mdl	Diff	0	Yes	<mdl	<mdl	Diff	0	Yes
Naphthalene	1.2	<mdl	<mdl	Diff	0	Yes	<mdl	<mdl	Diff	0	Yes
1,2,3-Trichlorobenzene	1.1	<mdl	<mdl	Diff	0	Yes	<mdl	<mdl	Diff	0	Yes
2-Methylnaphthalene	1.1	<mdl	<mdl	Diff	0	Yes	<mdl	<mdl	Diff	0	Yes
TPH C_5-C_9		<2,500	<2,500	Diff	0	Yes	<2,500	<2,500	Diff	0	Yes
TPH C_{10}-C_{15}		<2,500	<2,500	Diff	0	Yes	<2,500	<2,500	Diff	0	Yes

TABLE 3
HCEI PHASE I - SOIL GAS SURVEY

FIELD DUPLICATE SUMMARY

Client Sample ID: Units: COMPOUNDS	MDL	SG-I1 (ng)	SGD-I1 (ng)	QC Test	AbsDiff or RPD (ng or %)	Pass?	SG-I10 (ng)	SGD-I10 (ng)	QC Test	AbsDiff or RPD (ng or %)	Pass?
Vinyl Chloride	1.5	<mdl	<mdl	Diff	0	Yes	<mdl	<mdl	Diff	0	Yes
Trichlorofluoromethane	1.5	<mdl	<mdl	Diff	0	Yes	<mdl	<mdl	Diff	0	Yes
1,1-Dichloroethene	0.7	<mdl	<mdl	Diff	0	Yes	<mdl	<mdl	Diff	0	Yes
Methylene Chloride	1.1	<mdl	<mdl	Diff	0	Yes	9	12	Diff	3	Yes
1,1,2-Trichlorotrifluoroethane	1.9	<mdl	<mdl	Diff	0	Yes	<mdl	<mdl	Diff	0	Yes
trans-1,2-Dichloroethene	0.8	<mdl	<mdl	Diff	0	Yes	<mdl	<mdl	Diff	0	Yes
Methyl-t-butyl ether	0.5	<mdl	<mdl	Diff	0	Yes	<mdl	<mdl	Diff	0	Yes
1,1-Dichloroethane	0.4	<mdl	<mdl	Diff	0	Yes	<mdl	<mdl	Diff	0	Yes
cis-1,2-Dichloroethene	0.5	<mdl	<mdl	Diff	0	Yes	<mdl	<mdl	Diff	0	Yes
Chloroform	0.3	<mdl	<mdl	Diff	0	Yes	8	5	Diff	3	Yes
1,2-Dichloroethane	0.3	<mdl	<mdl	Diff	0	Yes	<mdl	<mdl	Diff	0	Yes
1,1,1-Trichloroethane	0.7	<mdl	<mdl	Diff	0	Yes	<mdl	<mdl	Diff	0	Yes
Carbon Tetrachloride	0.7	<mdl	<mdl	Diff	0	Yes	<mdl	<mdl	Diff	0	Yes
Benzene	0.5	<mdl	<mdl	Diff	0	Yes	3	4	Diff	1	Yes
Trichloroethene	1.4	<mdl	<mdl	Diff	0	Yes	<mdl	<mdl	Diff	0	Yes
1,4-Dioxane	0.9	<mdl	<mdl	Diff	0	Yes	<mdl	<mdl	Diff	0	Yes
1,1,2-Trichloroethane	0.7	<mdl	<mdl	Diff	0	Yes	<mdl	<mdl	Diff	0	Yes
Toluene (75-175 ng)	1.4	<mdl	<mdl	Diff	0	Yes	3	6	Diff	3	Yes
1,2-Dibromoethane (EDB)	0.6	<mdl	<mdl	Diff	0	Yes	<mdl	<mdl	Diff	0	Yes
Tetrachloroethene	0.6	<mdl	<mdl	Diff	0	Yes	<mdl	<mdl	Diff	0	Yes
1,1,1,2-Tetrachloroethane	0.8	<mdl	<mdl	Diff	0	Yes	<mdl	<mdl	Diff	0	Yes
Chlorobenzene	0.3	<mdl	<mdl	Diff	0	Yes	<mdl	<mdl	Diff	0	Yes
Ethylbenzene	0.6	<mdl	<mdl	Diff	0	Yes	<mdl	<mdl	Diff	0	Yes
p & m-Xylene	0.4	<mdl	<mdl	Diff	0	Yes	<mdl	<mdl	Diff	0	Yes
1,1,2,2-Tetrachloroethane	0.5	<mdl	<mdl	Diff	0	Yes	<mdl	<mdl	Diff	0	Yes
o-Xylene	1.2	<mdl	<mdl	Diff	0	Yes	<mdl	<mdl	Diff	0	Yes
1,2,3-Trichloropropane	0.9	<mdl	<mdl	Diff	0	Yes	<mdl	<mdl	Diff	0	Yes
Isopropylbenzene	0.6	<mdl	<mdl	Diff	0	Yes	<mdl	<mdl	Diff	0	Yes
1,3,5-Trimethylbenzene	1.5	<mdl	<mdl	Diff	0	Yes	<mdl	<mdl	Diff	0	Yes
1,2,4-Trimethylbenzene	1.6	<mdl	<mdl	Diff	0	Yes	<mdl	<mdl	Diff	0	Yes
1,3-Dichlorobenzene	1.1	<mdl	<mdl	Diff	0	Yes	<mdl	<mdl	Diff	0	Yes
1,4-Dichlorobenzene	1.5	<mdl	<mdl	Diff	0	Yes	<mdl	<mdl	Diff	0	Yes
1,2-Dichlorobenzene	0.9	<mdl	<mdl	Diff	0	Yes	<mdl	<mdl	Diff	0	Yes
1,2,4-Trichlorobenzene	1.0	<mdl	<mdl	Diff	0	Yes	<mdl	<mdl	Diff	0	Yes
Naphthalene	1.2	<mdl	<mdl	Diff	0	Yes	<mdl	<mdl	Diff	0	Yes
1,2,3-Trichlorobenzene	1.1	<mdl	<mdl	Diff	0	Yes	<mdl	<mdl	Diff	0	Yes
2-Methylnaphthalene	1.1	<mdl	<mdl	Diff	0	Yes	<mdl	<mdl	Diff	0	Yes
TPH C_5-C_9		3,666	<2,500	Diff	1,166	Yes	2,660	3,296	Diff	635	Yes
TPH C_{10}-C_{15}		<2,500	<2,500	Diff	0	Yes	<2,500	<2,500	Diff	0	Yes

TABLE 3
HCEI PHASE I - SOIL GAS SURVEY

FIELD DUPLICATE SUMMARY

Client Sample ID: Units: COMPOUNDS	MDL	SG-I46 (ng)	SGD-I46 (ng)	QC Test	AbsDiff or RPD (ng or %)	Pass?	SG-KM2 (ng)	SGD-KM2 (ng)	QC Test	AbsDiff or RPD (ng or %)	Pass?
Vinyl Chloride	1.5	<mdl	<mdl	Diff	0	Yes	<mdl	<mdl	Diff	0	Yes
Trichlorofluoromethane	1.5	<mdl	<mdl	Diff	0	Yes	<mdl	<mdl	Diff	0	Yes
1,1-Dichloroethene	0.7	<mdl	<mdl	Diff	0	Yes	<mdl	<mdl	Diff	0	Yes
Methylene Chloride	1.1	<mdl	<mdl	Diff	0	Yes	<mdl	<mdl	Diff	0	Yes
1,1,2-Trichlorotrifluoroethane	1.9	<mdl	<mdl	Diff	0	Yes	<mdl	<mdl	Diff	0	Yes
trans-1,2-Dichloroethene	0.8	<mdl	<mdl	Diff	0	Yes	<mdl	<mdl	Diff	0	Yes
Methyl-t-butyl ether	0.5	<mdl	<mdl	Diff	0	Yes	<mdl	<mdl	Diff	0	Yes
1,1-Dichloroethane	0.4	<mdl	<mdl	Diff	0	Yes	<mdl	<mdl	Diff	0	Yes
cis-1,2-Dichloroethene	0.5	<mdl	<mdl	Diff	0	Yes	<mdl	<mdl	Diff	0	Yes
Chloroform	0.3	48	40	RPD	18	Yes	<mdl	<mdl	Diff	0	Yes
1,2-Dichloroethane	0.3	<mdl	<mdl	Diff	0	Yes	<mdl	<mdl	Diff	0	Yes
1,1,1-Trichloroethane	0.7	<mdl	<mdl	Diff	0	Yes	<mdl	<mdl	Diff	0	Yes
Carbon Tetrachloride	0.7	<mdl	<mdl	Diff	0	Yes	<mdl	<mdl	Diff	0	Yes
Benzene	0.5	3	<mdl	Diff	2	Yes	<mdl	<mdl	Diff	0	Yes
Trichloroethene	1.4	<mdl	<mdl	Diff	0	Yes	<mdl	<mdl	Diff	0	Yes
1,4-Dioxane	0.9	<mdl	<mdl	Diff	0	Yes	<mdl	<mdl	Diff	0	Yes
1,1,2-Trichloroethane	0.7	<mdl	<mdl	Diff	0	Yes	<mdl	<mdl	Diff	0	Yes
Toluene (75-175 ng)	1.4	4	4	Diff	0	Yes	4	5	Diff	1	Yes
1,2-Dibromoethane (EDB)	0.6	<mdl	<mdl	Diff	0	Yes	<mdl	<mdl	Diff	0	Yes
Tetrachloroethene	0.6	<mdl	<mdl	Diff	0	Yes	<mdl	<mdl	Diff	0	Yes
1,1,1,2-Tetrachloroethane	0.8	<mdl	<mdl	Diff	0	Yes	<mdl	<mdl	Diff	0	Yes
Chlorobenzene	0.3	<mdl	<mdl	Diff	0	Yes	<mdl	<mdl	Diff	0	Yes
Ethylbenzene	0.6	<mdl	<mdl	Diff	0	Yes	<mdl	<mdl	Diff	0	Yes
p & m-Xylene	0.4	<mdl	<mdl	Diff	0	Yes	<mdl	<mdl	Diff	0	Yes
1,1,2,2-Tetrachloroethane	0.5	<mdl	<mdl	Diff	0	Yes	<mdl	<mdl	Diff	0	Yes
o-Xylene	1.2	<mdl	<mdl	Diff	0	Yes	<mdl	<mdl	Diff	0	Yes
1,2,3-Trichloropropane	0.9	<mdl	<mdl	Diff	0	Yes	<mdl	<mdl	Diff	0	Yes
Isopropylbenzene	0.6	<mdl	<mdl	Diff	0	Yes	<mdl	<mdl	Diff	0	Yes
1,3,5-Trimethylbenzene	1.5	<mdl	<mdl	Diff	0	Yes	<mdl	<mdl	Diff	0	Yes
1,2,4-Trimethylbenzene	1.6	<mdl	<mdl	Diff	0	Yes	<mdl	<mdl	Diff	0	Yes
1,3-Dichlorobenzene	1.1	<mdl	<mdl	Diff	0	Yes	<mdl	<mdl	Diff	0	Yes
1,4-Dichlorobenzene	1.5	<mdl	<mdl	Diff	0	Yes	<mdl	<mdl	Diff	0	Yes
1,2-Dichlorobenzene	0.9	<mdl	<mdl	Diff	0	Yes	<mdl	<mdl	Diff	0	Yes
1,2,4-Trichlorobenzene	1.0	<mdl	<mdl	Diff	0	Yes	<mdl	<mdl	Diff	0	Yes
Naphthalene	1.2	<mdl	<mdl	Diff	0	Yes	<mdl	<mdl	Diff	0	Yes
1,2,3-Trichlorobenzene	1.1	<mdl	<mdl	Diff	0	Yes	<mdl	<mdl	Diff	0	Yes
2-Methylnaphthalene	1.1	<mdl	<mdl	Diff	0	Yes	<mdl	<mdl	Diff	0	Yes
TPH C_5-C_9		3,287	3,597	Diff	311	Yes	<2,500	<2,500	Diff	0	Yes
TPH C_{10}-C_{15}		<2,500	<2,500	Diff	0	Yes	<2,500	<2,500	Diff	0	Yes

ATTACHMENT A
INDEPENDENT DATA REVIEW CHECKLISTS

Data Usability Review Checklist

Client Name: Geo Strata	Project Number: NA
Site Name: Hillcrest	Project Manager: Suzanne Green
Laboratory: Beacon Environ and Xenco-Houston*	Laboratory Job No: 2315 and 371424,371698,371854,372041,372125
Reviewer: Taryn Scholz	Date Checked: 6/18/10
Parameters: VOCs	Methods: 8260C Modified (Passive Soil Gas) and 5030B/8260B

ITEM	YES	NO	N/A	COMMENTS
Signed Cover Page included?	x			R10
Laboratory Certification Number included?		x		Xenco: T104704215-TX; Beacon: NELAC certification under TLAP not offered for passive soil gas sample
R1 Date of sample collection included?	x			on deployment report for SG samples
R1 Sample temp (2-6 C)?	x			for RBs/IW, not required for SG samples
R1 *Containers and preservative appropriate?*	x			
R1 COCs properly executed *and seals used?*	x			
R1 *Samples rec'd within 2 days of collection?*	x			
R2 Field, Laboratory, and Batch ID included?	x			
R3 Date of analysis included?	x			
R3 Date of sample preparation included?	x			
R3 *NDs at SDL and* MQLs included/correct*?*		x		R3
R3 Holding time to analysis not expired?	x			
R3 Holding time to preparation not expired?			x	
R3 No elevated reporting limits for NDs?	x			
R3 Method references included?	x			
R3 Sample matrix included?	x			
R3 Sample results included *with correct units ?*	x			R3
R3 Soils on dry weight?			x	
R9 Evaluate unadjusted MQLs? *(<LORPs)*			x	
R10 *LRC covers all necessary items?*	x			R10
R10 Case narrative included, where required *(QC deficiency or elev SDL for 350.51,.79) ?*	x			
S10 MDLs reasonable per DCS or LCS?	x			
FN1 Field instruments calibrated daily?			x	
FN2 Well conditions constant before sampling?			x	
FN3 Samples on ice in field?			x	
FN4 Samples filtered? If so, give turbid/size			x	
FN5 Sampling sequence from low to high conc?			x	

Definitions: AA - Atomic Absorption; CCC - Calibration Check Compound; CCV - Continuing Calibration Verification; COC - Chain of Custody; %D - Percent Difference; DCS - Detectability Check Standard; ICP - Inductively Coupled Plasma; ICV - Initial Calibration Verification; LORP - Level of Required Performance; LRC - Laboratory Review Checklist; MDL - Method Detection Limit; MQL - Method Quantitation Limit; ND - Non Detect; SDL - Sample Detection Limit; %R - Percent Recovery; RPD - Relative Percent Difference; RRF - Relative Response Factor; RRT - Relative Retention Time; RSD - Relative Standard Deviation; SPCC - System Performance Check Compound; TA - Target Analyte.

COMMENTS

*Beacon analyzed the soil gas (SG) samples and Xenco analyzed the aqueous rinsate blanks (RB) and IDW sample

R3: For SGs - non-detects reported as <MDL, which due to nature of soil gas samples (i.e., total ng analysis), is equivalent to the SDL. MQLs not reported. Per laboratory narrative and examination of calibration data, lowest conc calibration at 5-ng for all TAs. Thus, for all soil gas samples, the MQL is 5-ng. The lab flagged results above the MDL but less than 5xMDL as estimated (J) per EPA guidelines. Per FSP, the reviewer identified all values above MDL and below MQL of 5-ng .

R3: For the rinsate blanks analyzed by Xenco, the lab reported 59 target analytes (TAs) including all of the SG TAs except 1,1,2-Trichlorotrifluoroethane, 1,4-Dioxane, 1,2-Dibromoethane, 2-Methylnaphthalene, and TPH plus 26 additional TAs. For SGs, date received is incorrect for 10 samples (see Sample Batches)

R10: The laboratory incorrectly checked that it is in-house and checked items as passing (e.g., MS recovery) on the LRC that were noted to have instances outside the laboratory limits in the laboratory narrative. Revisions were requested and submitted on 7/15.

Data Usability Review Checklist: GC/MS (Update IV)

Client Name: Geo Strata	Project Number: NA
Site Name: Hillcrest	Project Manager: Suzanne Green
Laboratory: Beacon Environ	Laboratory Job No: 2315
Reviewer: Taryn Scholz	Date Checked: 6/18/10
Parameters: 37 VOCs	Methods: 8260C Modified (Passive Soil Gas)

	ITEM	YES	NO	N/A	COMMENTS
R4	Surrogate data included in lab package	x			
	Required surrogates included?	x			
	%R criteria met? (*lab limits below*) Reject <10%	x			
	Area within limits? (within -50/+100% of last calib chk)?			x	
	RRT within limits? (<30 sec diff from last calib chk?			x	
R5	Method blank data included in Lab Package?	x			
	Criteria met? (*<MDL*)	x			
	Criteria met for field blanks? (<MDL)		x		see Sample Batches
R6	QC check samples/LCS data included in lab package	x			
	all project COCs or TAs included?		x		R6
	%R criteria met? (*FSP 60-140%*) Reject <10%	x			
	RPD criteria met? (*FSP 40%*)			x	
R7	Matrix spike data included in lab package?	x			
	%R criteria met? (*FSP 60-140%*) Reject <10%		x		R7
	RPD/Diff criteria met? (*FSP 40%*)		x		Diff +/-2MQL if either ≤5MQL*; see Sample Batches
	Field dup RPD/diff criteria met? (FSP 40%)	x			Diff +/-2MQL if either ≤5MQL*
S1	Initial calibration documentation included in lab package	x			for VOCs only
	all target analytes and levels included? (5 min linear)	x			
	RRF met *(Table 4)*? RRF<0.05 reject	x			S1
	%RSD criteria met? (≤20%RSD or r ≥ 0.995 or COD ≥ 0.990)	x			S1
S2	Calibration verification data included in lab package	x			for VOCs only
	RRF met *(Table 4)*? RRF<0.05 reject	x			S1
	%D criteria met for *TAs? (20%/30% for reproc low std)*	x			S1
S3	Instrument Tune for GC/MS included in lab package	x			
	RA criteria met? (method)	x			per LRC
S4	Internal standard data included in lab package	x			for samples only
	CCV areas within limits (within -50/+100% of ICAL midlevel)?	x			per LRC
	CCV RTs within limits (<10/30(8270) s diff from ICAL midlevel)?	x			per LRC

R4	Surrogate	Control Limits				
	1,2-Dichloroethane-d4	70-130%				
	Toluene-d8	70-130%				
	Bromofluorobenzene	70-130%				

COMMENTS

*from most stringent TRRP recommended criteria for field duplicates (since MS/MSD are actually field dups), i.e., groundwater criteria. Note that the laboratory field dup forms were originally prepared using non-peer reviewed results that did not match the final results. Revised forms were requested and submitted on 7/15.

R6 All 37 VOCs for SG samples were spiked onto LCS but the total mass of individua alkanes in spike is <RL for TPH and thus recoveries not calculated nor reported for the two TPH C-ranges.

R7 5 of the 37 VOC target analytes were spiked onto MS/MSD for SG samples. No TPH recoveries reported.

S1, S2 Note that lab forms do not show Update IV criteria (i.e., for 8270C) but they were used by reviewe

S4 The three internal stds specified in the method were used for SG samples. Beacon has used four internal stds in the past but one of them is no longer commercially available.

Data Usability Review Checklist: GC/MS (Update III)

Client Name: Geo Strata	Project Number: NA
Site Name: Hillcrest	Project Manager: Suzanne Green
Laboratory: Xenco-Houston	Laboratory Job No: 371424,371698,371854,372041,372125
Reviewer: Taryn Scholz	Date Checked: 7/12/10
Parameters: 59 VOCs	Methods: 5030B/8260B

	ITEM	YES	NO	N/A	COMMENTS
R4	Surrogate data included in lab package	x			
	Required surrogates included?	x			
	%R criteria met? (*lab limits below*) Reject <10%	x			
	Area within limits? (within -50/+100% of last calib chk)			x	
	RRT within limits? (<30 sec diff from last calib chk?			x	
R5	Method blank data included in Lab Package?	x			
	Criteria met? (*<MDL*)	x			
	Criteria met for field blanks? (<MDL)	x			
R6	QC check samples/LCS data included in lab package	x			
	all project COCs or TAs included?	x			
	%R criteria met? (*FSP 60-140%*) Reject <10%	x			
	RPD criteria met? (*FSP 40%*)			x	
R7	Matrix spike data included in lab package?	x			
	%R criteria met? (*FSP 60-140%*) Reject <10%	x			
	RPD criteria met? (*FSP 40%*)	x			
	Field dup RPD/diff criteria met? (FSP 40%)			x	
S1	Initial calibration documentation included in lab package		x		
	all target analytes and levels included? (5 min linear)	x			per LRC
	RRF met SPCCs/*TAs(0.05/0.01)*? *SPCC* RRF<0.05 reject	x			per LRC
	%RSD criteria met for CCCs/*TAs*? (<30% RSD for CCC, >15% RSD must have fit)	x			per LRC
S2	Calibration verification data included in lab package		x		
	RRF met SPCCs/*TAs(0.05/0.01)*? *SPCC* RRF<0.05 reject	x			per LRC
	%D criteria met for CCC/*TAs*? (20% Max, Qualify >25%D)	x			per LRC
S3	Instrument Tune for GC/MS included in lab package		x		
	RA criteria met? (method)	x			per LRC
S4	Internal standard data included in lab package		x		
	CCV areas within limits (within -50/+100% of ICAL midlevel)?	x			per LRC
	CCV RTs within limits (<30 sec diff from ICAL midlevel)?	x			per LRC

R4	Surrogate	Control Limits				
	1,2-Dichloroethane-d4	63-144				
	Dibromofluoromethane	75-131				
	Toluene-d8	80-117				
	Bromofluorobenzene	74-124				

COMMENTS

QAA No.	Batch	Sample ID:	Test*	Lab File ID:	Emplaced	Retrieved	eceived Dat	nalysis Dat	lysis Ti	Deploy HT	AnalysisHT	Narrative
GE171	1	DCS	8260C	**10052905**	NA	NA	NA	5/29/2010	10:52	NA	NA	Trip-8 was assigned in field and is
GE171	2	Trip-1	8260C	**10052922**	NA	5/26/2010	5/27/2010	5/29/2010	16:36	NA	4	anomalous to other 8 trip blanks.
GE171		SG-AE1	8260C	10052923	5/7/2010	5/27/2010	5/28/2010	5/29/2010	16:55	20	3	TPH LCS recoveries not calculated
GE171		SGD-AE1	8260C	10052924	5/7/2010	5/27/2010	5/28/2010	5/29/2010	17:15	20	3	because the total mass of individual
GE171		SG-AE2	8260C	10052925	5/6/2010	5/27/2010	5/28/2010	5/29/2010	17:34	21	3	alkanes spiked is <RL.
GE171		SG-AE3	8260C	10052926	5/6/2010	5/27/2010	5/28/2010	5/29/2010	17:54	21	3	15 RPDs outside of lab limits for dup
GE171		SG-AE4	8260C	10052927	5/6/2010	5/27/2010	5/28/2010	5/29/2010	18:14	21	3	samples (but within project limits).
GE171		SG-AE5	8260C	10052928	5/7/2010	5/27/2010	5/28/2010	5/29/2010	18:33	20	3	4 MS/MSD recoveries outside of lab
GE171		SG-AE6	8260C	10052929	5/6/2010	5/27/2010	5/28/2010	5/29/2010	18:52	21	3	limits for 11DCE (but 3 of these
GE171		SG-AE7	8260C	10052930	5/6/2010	5/27/2010	5/28/2010	5/29/2010	19:12	21	3	within project limits).
GE171		SGD-AE7	8260C	10052931	5/6/2010	5/27/2010	5/28/2010	5/29/2010	19:31	21	3	
GE171		SG-AE8	8260C	10052932	5/7/2010	5/27/2010	5/28/2010	5/29/2010	19:51	20	3	
GE171		SG-AE9	8260C	10052933	5/6/2010	5/27/2010	5/28/2010	5/29/2010	20:10	21	3	
GE171		SG-AE10	8260C	10052934	5/6/2010	5/27/2010	5/28/2010	5/29/2010	20:29	21	3	
GE171		SG-AE11	8260C	10052935	5/7/2010	5/27/2010	5/28/2010	5/29/2010	20:49	20	3	
GE171		SG-AE12	8260C	10052936	5/6/2010	5/27/2010	5/28/2010	5/29/2010	21:08	21	3	
GE171		SG-AE13	8260C	10052937	5/6/2010	5/27/2010	5/28/2010	5/29/2010	21:28	21	3	
GE171		SG-AE14	8260C	10052938	5/6/2010	5/27/2010	5/28/2010	5/29/2010	21:47	21	3	
GE171		SG-AE15	8260C	10052939	5/7/2010	5/27/2010	5/28/2010	5/29/2010	22:07	20	3	
GE171		SGD-AE15	8260C	10052940	5/7/2010	5/27/2010	5/28/2010	5/29/2010	22:26	20	3	
GE171	MS/D	SG-AN4	8260C	10052941	5/6/2010	5/26/2010	5/27/2010	5/29/2010	22:46	20	4	
GE171	3	SG-AE16	8260C	**10052948**	5/6/2010	5/27/2010	5/28/2010	5/30/2010	1:11	21	3	
GE171		SG-AE17	8260C	10052949	5/6/2010	5/27/2010	5/28/2010	5/30/2010	1:31	21	3	
GE171		SG-AE18	8260C	10052950	5/6/2010	5/27/2010	5/28/2010	5/30/2010	1:50	21	3	
GE171		SG-AE19	8260C	10052951	5/7/2010	5/27/2010	5/28/2010	5/30/2010	2:09	20	3	
GE171		SG-AE20	8260C	10052952	5/6/2010	5/27/2010	5/28/2010	5/30/2010	2:29	21	3	
GE171		Trip-2	8260C	10052953	NA	5/26/2010	5/27/2010	5/30/2010	2:48	NA	4	
GE171		SG-AE21	8260C	10052954	5/6/2010	5/27/2010	5/28/2010	5/30/2010	3:08	21	3	
GE171		SG-AE22	8260C	10052955	5/6/2010	5/27/2010	5/28/2010	5/30/2010	3:27	21	3	
GE171		SG-AE23	8260C	10052956	5/6/2010	5/27/2010	5/28/2010	5/30/2010	3:47	21	3	
GE171		SG-AE24	8260C	10052957	5/6/2010	5/27/2010	5/28/2010	5/30/2010	4:06	21	3	
GE171		SG-AE25	8260C	10052958	5/6/2010	5/27/2010	5/28/2010	5/30/2010	4:26	21	3	
GE171		SG-AE26	8260C	10052959	5/6/2010	5/27/2010	5/28/2010	5/30/2010	4:46	21	3	
GE171		SGD-AE26	8260C	10052960	5/6/2010	5/27/2010	5/28/2010	5/30/2010	5:05	21	3	
GE171		SG-AE27	8260C	10052961	5/6/2010	5/27/2010	5/28/2010	5/30/2010	5:25	21	3	
GE171		SG-AE28	8260C	10052962	5/6/2010	5/27/2010	5/28/2010	5/30/2010	5:45	21	3	
GE171		SG-AE29	8260C	10052963	5/6/2010	5/27/2010	5/28/2010	5/30/2010	6:04	21	3	
GE171		SG-AE30	8260C	10052964	5/6/2010	5/27/2010	5/28/2010	5/30/2010	6:24	21	3	
GE171		SG-AE31	8260C	10052965	5/6/2010	5/27/2010	5/28/2010	5/30/2010	6:43	21	3	
GE171		SGD-AE31	8260C	10052966	5/6/2010	5/27/2010	5/28/2010	5/30/2010	7:02	21	3	
GE171	MS/D	SG-AN8	8260C	10052967	5/5/2010	5/26/2010	5/27/2010	5/30/2010	7:22	21	4	
GE171	4	SG-AE32	8260C	**10053005**	5/6/2010	5/27/2010	5/28/2010	5/30/2010	13:01	21	4	
GE171		SG-AE33	8260C	10053006	5/6/2010	5/27/2010	5/28/2010	5/30/2010	13:20	21	4	
GE171		SG-AE34	8260C	10053007	5/6/2010	5/27/2010	5/28/2010	5/30/2010	13:39	21	4	

QAA No.	Batch	Sample ID:	Test*	Lab File ID:	Emplaced	Retrieved	eceived Dat	nalysis Dat	lysis Ti	Deploy HT	AnalysisHT	Narrative
GE171		SG-AE35	8260C	10053008	5/6/2010	5/27/2010	5/28/2010	5/30/2010	13:58	21	4	
GE171		SG-AE36	8260C	10053009	5/6/2010	5/27/2010	5/28/2010	5/30/2010	14:17	21	4	
GE171		SGD-AE36	8260C	10053010	5/6/2010	5/27/2010	5/28/2010	5/30/2010	14:37	21	4	
GE171		SG-AE37	8260C	10053011	5/6/2010	5/27/2010	5/28/2010	5/30/2010	14:56	21	4	
GE171		SG-AE38	8260C	10053012	5/6/2010	5/27/2010	5/28/2010	5/30/2010	15:15	21	4	
GE171		SG-AE39	8260C	10053013	5/6/2010	5/27/2010	5/28/2010	5/30/2010	15:34	21	4	
GE171		SG-AE40	8260C	10053014	5/6/2010	5/27/2010	5/28/2010	5/30/2010	15:53	21	4	
GE171		SGD-AE40	8260C	10053015	5/6/2010	5/27/2010	5/28/2010	5/30/2010	16:12	21	4	
GE171		Trip-3	8260C	10053016	NA	5/27/2010	5/28/2010	5/30/2010	16:31	NA	4	
GE171		SG-AE41	8260C	10053017	5/6/2010	5/27/2010	5/28/2010	5/30/2010	16:50	21	4	
GE171		SG-AE42	8260C	10053018	5/6/2010	5/27/2010	5/28/2010	5/30/2010	17:10	21	4	
GE171		SG-AE43	8260C	10053019	5/6/2010	5/27/2010	5/28/2010	5/30/2010	17:29	21	4	
GE171		SG-AE44	8260C	10053020	5/6/2010	5/27/2010	5/28/2010	5/30/2010	17:48	21	4	
GE171		SG-AE45	8260C	10053021	5/6/2010	5/27/2010	5/28/2010	5/30/2010	18:07	21	4	
GE171		SGD-AE45	8260C	10053022	5/6/2010	5/27/2010	5/28/2010	5/30/2010	18:26	21	4	
GE171		SG-AE46	8260C	10053023	5/6/2010	5/27/2010	5/28/2010	5/30/2010	18:46	21	4	
GE171	MS/D	SG-AN20	8260C	10053024	5/4/2010	5/26/2010	5/27/2010	5/30/2010	19:04	22	5	
GE171	5	SG-AN1	8260C	**10053031**	5/5/2010	5/26/2010	5/27/2010	5/30/2010	21:27	21	5	
GE171		SG-AN2	8260C	10053032	5/7/2010	5/26/2010	5/27/2010	5/30/2010	21:46	19	5	
GE171		SG-AN3	8260C	10053033	5/7/2010	5/26/2010	5/27/2010	5/30/2010	22:05	19	5	
GE171		SG-AN5	8260C	10053034	5/6/2010	5/27/2010	5/28/2010	5/30/2010	22:24	21	4	
GE171		SG-AN6	8260C	10053035	5/6/2010	5/27/2010	5/28/2010	5/30/2010	22:44	21	4	
GE171		SG-AN7	8260C	10053036	5/6/2010	5/27/2010	5/28/2010	5/30/2010	23:03	21	4	
GE171		SGD-AN7	8260C	10053037	5/6/2010	5/27/2010	5/28/2010	5/30/2010	23:22	21	4	
GE171		SG-AN9	8260C	10053038	5/5/2010	5/26/2010	5/27/2010	5/30/2010	23:41	21	5	
GE171		SG-AN10	8260C	10053039	5/5/2010	5/26/2010	5/27/2010	5/31/2010	12:00	21	6	
GE171		SG-AN11	8260C	10053040	5/5/2010	5/26/2010	5/27/2010	5/31/2010	12:20	21	6	
GE171		SG-AN12	8260C	10053041	5/5/2010	5/26/2010	5/27/2010	5/31/2010	12:39	21	6	
GE171		SG-AN13	8260C	10053042	5/7/2010	5/26/2010	5/27/2010	5/31/2010	12:58	19	6	
GE171		SG-AN14	8260C	10053043	5/5/2010	5/26/2010	5/27/2010	5/31/2010	1:17	21	5	
GE171		SG-AN15	8260C	10053044	5/7/2010	5/26/2010	5/27/2010	5/31/2010	1:36	19	5	
GE171		SG-AN16	8260C	10053045	5/7/2010	5/26/2010	5/27/2010	5/31/2010	1:55	19	5	
GE171		SG-AN17	8260C	10053046	5/6/2010	5/27/2010	5/28/2010	5/31/2010	2:14	21	4	
GE171		SG-AN18	8260C	10053047	5/6/2010	5/27/2010	5/28/2010	5/31/2010	2:33	21	4	
GE171		SG-AN19	8260C	10053048	5/6/2010	5/27/2010	5/28/2010	5/31/2010	2:52	21	4	
GE171		SGD-AN19	8260C	10053049	5/6/2010	5/27/2010	5/28/2010	5/31/2010	3:11	21	4	
GE171	MS/D	SG-AN33	8260C	10053050	5/6/2010	5/27/2010	5/28/2010	5/31/2010	3:31	21	4	
GE171	6	Trip-4	8260C	**10053057**	NA	5/26/2010	5/27/2010	5/31/2010	5:54	NA	5	
GE171		SG-AN21	8260C	10053058	5/4/2010	5/26/2010	5/27/2010	5/31/2010	6:13	22	5	
GE171		SG-AN22	8260C	10053059	5/4/2010	5/26/2010	5/27/2010	5/31/2010	6:32	22	5	
GE171		SG-AN23	8260C	10053060	5/4/2010	5/26/2010	5/27/2010	5/31/2010	6:51	22	5	
GE171		SG-AN24	8260C	10053061	5/4/2010	5/26/2010	5/27/2010	5/31/2010	7:10	22	5	
GE171		SG-AN25	8260C	10053062	5/4/2010	5/26/2010	5/27/2010	5/31/2010	7:29	22	5	
GE171		SG-AN26	8260C	10053063	5/4/2010	5/26/2010	5/27/2010	5/31/2010	7:48	22	5	

QAA No.	Batch	Sample ID:	Test*	Lab File ID:	Emplaced	Retrieved	eceived Dat	nalysis Dat	lysis Ti	Deploy HT	AnalysisHT	Narrative
GE171		SG-AN27	8260C	10053064	5/4/2010	5/26/2010	5/27/2010	5/31/2010	8:07	22	5	
GE171		SG-AN28	8260C	10053065	5/4/2010	5/26/2010	5/27/2010	5/31/2010	8:26	22	5	
GE171		SG-AN29	8260C	10053066	5/5/2010	5/26/2010	5/27/2010	5/31/2010	8:46	21	5	
GE171		SG-AN30	8260C	10053067	5/7/2010	5/26/2010	5/27/2010	5/31/2010	9:05	19	5	
GE171		SG-AN31	8260C	10053068	5/7/2010	5/26/2010	5/27/2010	5/31/2010	9:24	19	5	
GE171		SG-AN32	8260C	10053069	5/7/2010	5/26/2010	5/27/2010	5/31/2010	9:43	19	5	
GE171		SG-AN34	8260C	10053070	5/6/2010	5/26/2010	5/27/2010	5/31/2010	10:02	20	5	
GE171		SG-AN35	8260C	10053071	5/6/2010	5/27/2010	5/28/2010	5/31/2010	10:21	21	4	
GE171		SG-AW1	8260C	10053072	5/4/2010	5/26/2010	5/27/2010	5/31/2010	10:41	22	5	
GE171		SGD-AW1	8260C	10053073	5/4/2010	5/26/2010	5/27/2010	5/31/2010	11:00	22	5	
GE171		SG-AW2	8260C	10053074	5/4/2010	5/26/2010	5/27/2010	5/31/2010	11:19	22	5	
GE171		SG-AW3	8260C	10053075	5/4/2010	5/26/2010	5/27/2010	5/31/2010	11:38	22	5	
GE171	MS/D	SG-AW12	8260C	10053076	5/4/2010	5/26/2010	5/27/2010	5/31/2010	11:58	22	5	
GE171	7	SG-AW4	8260C	**10053105**	5/4/2010	5/26/2010	5/27/2010	5/31/2010	14:43	22	6	
GE171		SG-AW5	8260C	10053106	5/4/2010	5/26/2010	5/27/2010	5/31/2010	15:03	22	6	
GE171		SG-AW6	8260C	10053107	5/4/2010	5/26/2010	5/27/2010	5/31/2010	15:22	22	6	
GE171		SG-AW7	8260C	10053108	5/4/2010	5/26/2010	5/27/2010	5/31/2010	15:42	22	6	
GE171		SG-AW8	8260C	10053109	5/4/2010	5/26/2010	5/27/2010	5/31/2010	16:01	22	6	
GE171		SG-AW9	8260C	10053110	5/4/2010	5/26/2010	5/27/2010	5/31/2010	16:21	22	6	
GE171		SG-AW10	8260C	10053111	5/4/2010	5/26/2010	5/27/2010	5/31/2010	16:40	22	6	
GE171		SG-AW11	8260C	10053112	5/4/2010	5/26/2010	5/27/2010	5/31/2010	17:00	22	6	
GE171		SGD-AW11	8260C	10053113	5/4/2010	5/26/2010	5/27/2010	5/31/2010	17:19	22	6	
GE171		SG-AW13	8260C	10053114	5/4/2010	5/26/2010	5/27/2010	5/31/2010	17:39	22	6	
GE171		SG-AW14	8260C	10053115	5/4/2010	5/26/2010	5/27/2010	5/31/2010	17:59	22	6	
GE171		SG-AW15	8260C	10053116	5/4/2010	5/26/2010	5/27/2010	5/31/2010	18:18	22	6	
GE171		SG-AW16	8260C	10053117	5/4/2010	5/26/2010	5/27/2010	5/31/2010	18:37	22	6	
GE171		SG-AW17	8260C	10053118	5/4/2010	5/26/2010	5/27/2010	5/31/2010	18:57	22	6	
GE171		SG-AW18	8260C	10053119	5/4/2010	5/26/2010	5/27/2010	5/31/2010	19:16	22	6	
GE171		SG-AW19	8260C	10053120	5/4/2010	5/26/2010	5/27/2010	5/31/2010	19:36	22	6	
GE171		SG-AW20	8260C	10053121	5/4/2010	5/26/2010	5/27/2010	5/31/2010	19:55	22	6	
GE171		Trip-5	8260C	10053122	NA	5/26/2010	5/27/2010	5/31/2010	20:15	NA	6	
GE171		SG-AW21	8260C	10053123	5/5/2010	5/26/2010	5/27/2010	5/31/2010	20:34	21	6	
GE171	MS/D	SG-AW39	8260C	10053124	5/5/2010	5/26/2010	5/27/2010	5/31/2010	20:53	21	6	
GE171	8	SG-AW22	8260C	**10053131**	5/5/2010	5/27/2010	5/28/2010	5/31/2010	23:19	22	5	
GE171		SG-AW23	8260C	10053132	5/4/2010	5/27/2010	5/28/2010	5/31/2010	23:39	23	5	
GE171		SGD-AW23	8260C	10053133	5/4/2010	5/27/2010	5/28/2010	5/31/2010	23:58	23	5	
GE171		SG-AW24	8260C	10053134	5/4/2010	5/27/2010	5/28/2010	6/1/2010	12:17	23	6	
GE171		SG-AW25	8260C	10053135	5/4/2010	5/27/2010	5/28/2010	6/1/2010	12:37	23	6	
GE171		SG-AW26	8260C	10053136	5/5/2010	5/26/2010	5/27/2010	6/1/2010	12:56	21	7	
GE171		SG-AW27	8260C	10053137	5/5/2010	5/27/2010	5/28/2010	6/1/2010	1:16	22	5	
GE171		SG-AW28	8260C	10053138	5/4/2010	5/27/2010	5/28/2010	6/1/2010	1:35	23	5	
GE171		SG-AW29	8260C	10053139	5/4/2010	5/27/2010	5/28/2010	6/1/2010	1:55	23	5	
GE171		SG-AW30	8260C	10053140	5/4/2010	5/27/2010	5/28/2010	6/1/2010	2:14	23	5	
GE171		SG-AW31	8260C	10053141	5/5/2010	5/26/2010	5/27/2010	6/1/2010	2:34	21	6	

QAA No.	Batch	Sample ID:	Test*	Lab File ID:	Emplaced	Retrieved	eceived Dat	nalysis Dat	lysis Ti	Deploy HT	AnalysisHT	Narrative
GE171		SG-AW32	8260C	10053142	5/4/2010	5/27/2010	5/28/2010	6/1/2010	2:53	23	5	
GE171		SGD-AW32	8260C	10053143	5/4/2010	5/27/2010	5/28/2010	6/1/2010	3:13	23	5	
GE171		SG-AW33	8260C	10053144	5/5/2010	5/27/2010	5/28/2010	6/1/2010	3:32	22	5	
GE171		SG-AW34	8260C	10053145	5/5/2010	5/27/2010	5/28/2010	6/1/2010	3:52	22	5	
GE171		SG-AW35	8260C	10053146	5/5/2010	5/27/2010	5/28/2010	6/1/2010	4:11	22	5	
GE171		SGD-AW35	8260C	10053147	5/5/2010	5/27/2010	5/28/2010	6/1/2010	4:31	22	5	
GE171		SG-AW36	8260C	10053148	5/5/2010	5/26/2010	5/27/2010	6/1/2010	4:51	21	6	
GE171		SG-AW37	8260C	10053149	5/5/2010	5/26/2010	5/27/2010	6/1/2010	5:10	21	6	
GE171	MS/D	SG-AW61	8260C	10053150	5/5/2010	5/26/2010	5/27/2010	6/1/2010	5:30	21	6	
GE171	9	Trip-6	8260C	**10053157**	NA	5/27/2010	5/28/2010	6/1/2010	7:54	NA	5	
GE171		SG-AW38	8260C	10053158	5/5/2010	5/26/2010	5/27/2010	6/1/2010	8:14	21	6	
GE171		SG-AW40	8260C	10053159	5/5/2010	5/26/2010	5/27/2010	6/1/2010	8:33	21	6	
GE171		SG-AW41	8260C	10053160	5/5/2010	5/26/2010	5/27/2010	6/1/2010	8:53	21	6	
GE171		SG-AW42	8260C	10053161	5/5/2010	5/26/2010	5/27/2010	6/1/2010	9:12	21	6	
GE171		SG-AW43	8260C	10053162	5/5/2010	5/26/2010	5/27/2010	6/1/2010	9:32	21	6	
GE171		SG-AW44	8260C	10053163	5/5/2010	5/26/2010	5/27/2010	6/1/2010	9:51	21	6	
GE171		SG-AW45	8260C	10053164	5/5/2010	5/26/2010	5/27/2010	6/1/2010	10:11	21	6	
GE171		SG-AW46	8260C	10053165	5/5/2010	5/26/2010	5/27/2010	6/1/2010	10:30	21	6	
GE171		SG-AW47	8260C	10053166	5/5/2010	5/26/2010	5/27/2010	6/1/2010	10:50	21	6	
GE171		SG-AW48	8260C	10053167	5/5/2010	5/26/2010	5/27/2010	6/1/2010	11:10	21	6	
GE171		SG-AW49	8260C	10053168	5/5/2010	5/26/2010	5/27/2010	6/1/2010	11:29	21	6	
GE171		SG-AW50	8260C	10053169	5/5/2010	5/26/2010	5/27/2010	6/1/2010	11:49	21	6	
GE171		SG-AW51	8260C	10053170	5/5/2010	5/26/2010	5/27/2010	6/1/2010	12:08	21	7	
GE171		SG-AW52	8260C	10053171	5/5/2010	5/26/2010	5/27/2010	6/1/2010	12:28	21	7	
GE171		SGD-AW52	8260C	10053172	5/5/2010	5/26/2010	5/27/2010	6/1/2010	12:47	21	7	
GE171		SG-AW53	8260C	10053173	5/5/2010	5/26/2010	5/27/2010	6/1/2010	13:07	21	7	
GE171		SG-AW54	8260C	10053174	5/5/2010	5/26/2010	5/27/2010	6/1/2010	13:26	21	7	
GE171		SG-AW55	8260C	10053175	5/5/2010	5/26/2010	5/27/2010	6/1/2010	13:45	21	7	
GE171	MS/D	SG-I4	8260C	10053176	5/7/2010	5/27/2010	5/28/2010	6/1/2010	14:05	20	6	
GE171	10	SG-AW56	8260C	**10060105**	5/5/2010	5/26/2010	5/27/2010	6/1/2010	18:09	21	7	
GE171		SG-AW57	8260C	10060106	5/5/2010	5/26/2010	5/27/2010	6/1/2010	18:28	21	7	
GE171		SG-AW58	8260C	10060107	5/5/2010	5/26/2010	5/27/2010	6/1/2010	18:48	21	7	
GE171		SG-AW59	8260C	10060108	5/5/2010	5/26/2010	5/27/2010	6/1/2010	19:07	21	7	
GE171		SG-AW60	8260C	10060109	5/5/2010	5/26/2010	5/27/2010	6/1/2010	19:27	21	7	
GE171		SG-AW63	8260C	10060110	5/5/2010	5/26/2010	5/27/2010	6/1/2010	19:46	21	7	
GE171		SGD-AW63	8260C	10060111	5/5/2010	5/26/2010	5/27/2010	6/1/2010	20:06	21	7	
GE171		SG-AW64	8260C	10060112	5/5/2010	5/26/2010	5/27/2010	6/1/2010	20:25	21	7	
GE171		SG-AW65	8260C	10060113	5/5/2010	5/26/2010	5/27/2010	6/1/2010	20:45	21	7	
GE171		SG-FHE1	8260C	10060114	5/5/2010	5/26/2010	5/27/2010	6/1/2010	21:04	21	7	
GE171		SG-FHE2	8260C	10060115	5/5/2010	5/26/2010	5/27/2010	6/1/2010	21:23	21	7	
GE171		SG-FHE3	8260C	10060116	5/5/2010	5/26/2010	5/27/2010	6/1/2010	21:43	21	7	
GE171		SG-FHE4	8260C	10060117	5/5/2010	5/26/2010	5/27/2010	6/1/2010	22:02	21	7	
GE171		SGD-FHE4	8260C	10060118	5/5/2010	5/26/2010	5/27/2010	6/1/2010	22:22	21	7	
GE171		SG-I1	8260C	10060119	5/7/2010	5/27/2010	5/28/2010	6/1/2010	22:41	20	6	

QAA No.	Batch	Sample ID:	Test*	Lab File ID:	Emplaced	Retrieved	eceived Dat	nalysis Dat	lysis Ti	Deploy HT	AnalysisHT	Narrative
GE171		SGD-I1	8260C	10060120	5/7/2010	5/27/2010	5/28/2010	6/1/2010	23:01	20	6	
GE171		SG-I2	8260C	10060121	5/7/2010	5/27/2010	5/28/2010	6/1/2010	23:20	20	6	
GE171		SG-I3	8260C	10060122	5/7/2010	5/27/2010	5/28/2010	6/1/2010	23:39	20	6	
GE171		SG-I5	8260C	10060123	5/7/2010	5/26/2010	5/27/2010	6/1/2010	23:59	19	7	
GE171	MS/D	SG-I11	8260C	10060124	5/7/2010	5/27/2010	5/28/2010	6/2/2010	12:18	20	7	
GE171	11	Trip-7	8260C	**10060131**	NA	5/27/2010	5/28/2010	6/2/2010	2:43	NA	6	
GE171		SG-I6	8260C	10060132	5/7/2010	5/27/2010	5/28/2010	6/2/2010	3:03	20	6	
GE171		SG-I7	8260C	10060133	5/7/2010	5/27/2010	5/28/2010	6/2/2010	3:22	20	6	
GE171		SG-I8	8260C	10060134	5/7/2010	5/27/2010	5/28/2010	6/2/2010	3:42	20	6	
GE171		SG-I9	8260C	10060135	5/7/2010	5/27/2010	5/28/2010	6/2/2010	4:01	20	6	
GE171		SG-I10	8260C	10060136	5/7/2010	5/27/2010	5/28/2010	6/2/2010	4:20	20	6	
GE171		SGD-I10	8260C	10060137	5/7/2010	5/27/2010	5/28/2010	6/2/2010	4:40	20	6	
GE171		SG-I12	8260C	10060138	5/7/2010	5/27/2010	5/28/2010	6/2/2010	4:59	20	6	
GE171		SG-I13	8260C	10060139	5/7/2010	5/27/2010	5/28/2010	6/2/2010	5:19	20	6	
GE171		SG-I14	8260C	10060140	5/7/2010	5/27/2010	5/28/2010	6/2/2010	5:38	20	6	
GE171		SG-I15	8260C	10060141	5/7/2010	5/27/2010	5/28/2010	6/2/2010	5:58	20	6	
GE171		SG-I16	8260C	10060142	5/7/2010	5/27/2010	5/28/2010	6/2/2010	6:17	20	6	
GE171		SG-I17	8260C	10060143	5/7/2010	5/27/2010	5/28/2010	6/2/2010	6:37	20	6	
GE171		SG-I18	8260C	10060144	5/7/2010	5/27/2010	5/28/2010	6/2/2010	6:56	20	6	
GE171		SG-I19	8260C	10060145	5/7/2010	5/27/2010	5/28/2010	6/2/2010	7:16	20	6	
GE171		SG-I20	8260C	10060146	5/7/2010	5/27/2010	5/28/2010	6/2/2010	7:35	20	6	
GE171		SG-I21	8260C	10060147	5/7/2010	5/27/2010	5/28/2010	6/2/2010	7:55	20	6	
GE171		SG-I22	8260C	10060148	5/7/2010	5/27/2010	5/28/2010	6/2/2010	8:14	20	6	
GE171		SG-I23	8260C	10060149	5/7/2010	5/27/2010	5/28/2010	6/2/2010	8:34	20	6	
GE171	MS/D	SG-I31	8260C	10060150	5/8/2010	5/27/2010	5/28/2010	6/2/2010	8:53	19	6	
GE171	12	Trip-8	8260C	**10060157**	NA	5/27/2010	5/28/2010	6/2/2010	11:18	NA	6	
GE171		SG-I24	8260C	10060158	5/7/2010	5/27/2010	5/28/2010	6/2/2010	11:37	20	6	
GE171		SG-I25	8260C	10060159	5/7/2010	5/27/2010	5/28/2010	6/2/2010	11:57	20	6	
GE171		SG-I26	8260C	10060160	5/8/2010	5/27/2010	5/28/2010	6/2/2010	12:16	19	7	
GE171		SG-I27	8260C	10060161	5/8/2010	5/27/2010	5/28/2010	6/2/2010	12:36	19	7	
GE171		SG-I28	8260C	10060162	5/8/2010	5/27/2010	5/28/2010	6/2/2010	12:55	19	7	
GE171		SG-I29	8260C	10060163	5/8/2010	5/27/2010	5/28/2010	6/2/2010	13:15	19	7	
GE171		SG-I30	8260C	10060164	5/8/2010	5/27/2010	5/28/2010	6/2/2010	13:35	19	7	
GE171		SG-I32	8260C	10060165	5/8/2010	5/27/2010	5/28/2010	6/2/2010	13:54	19	7	
GE171		SG-I33	8260C	10060166	5/8/2010	5/27/2010	5/28/2010	6/2/2010	14:13	19	7	
GE171		SG-I34	8260C	10060167	5/8/2010	5/27/2010	5/28/2010	6/2/2010	14:33	19	7	
GE171		SG-I35	8260C	10060168	5/8/2010	5/27/2010	5/28/2010	6/2/2010	14:52	19	7	
GE171		SG-I36	8260C	10060169	5/8/2010	5/27/2010	5/28/2010	6/2/2010	15:12	19	7	
GE171		SG-I37	8260C	10060170	5/8/2010	5/27/2010	5/28/2010	6/2/2010	15:31	19	7	
GE171		SG-I38	8260C	10060171	5/8/2010	5/27/2010	5/28/2010	6/2/2010	15:51	19	7	
GE171		SG-I39	8260C	10060172	5/8/2010	5/27/2010	5/28/2010	6/2/2010	16:10	19	7	
GE171		SG-I40	8260C	10060173	5/8/2010	5/27/2010	5/28/2010	6/2/2010	16:30	19	7	
GE171		SG-I41	8260C	10060174	5/8/2010	5/27/2010	5/28/2010	6/2/2010	16:49	19	7	
GE171		SG-I42	8260C	10060175	5/8/2010	5/27/2010	5/28/2010	6/2/2010	17:09	19	7	

QAA No.	Batch	Sample ID:	Test*	Lab File ID:	Emplaced	Retrieved	eceived Dat	nalysis Dat	lysis Ti	Deploy HT	AnalysisHT	Narrative
GE171	MS/D	SG-I51	8260C	10060176	5/8/2010	5/27/2010	5/28/2010	6/2/2010	17:28	19	7	
GE171	13	Trip-9	8260C	**10060305**	NA	5/27/2010	5/28/2010	6/3/2010	10:03	NA	7	
GE171		AA-1	8260C	10060306	5/4/2010	5/27/2010	5/28/2010	6/3/2010	10:23	23	7	
GE171		SG-I43	8260C	10060307	5/8/2010	5/27/2010	5/28/2010	6/3/2010	10:42	19	7	
GE171		SG-I44	8260C	10060308	5/8/2010	5/27/2010	5/28/2010	6/3/2010	11:02	19	7	
GE171		SG-I45	8260C	10060309	5/8/2010	5/27/2010	5/28/2010	6/3/2010	11:21	19	7	
GE171		SG-I46	8260C	10060310	5/8/2010	5/27/2010	5/28/2010	6/3/2010	11:41	19	7	
GE171		SGD-I46	8260C	10060311	5/8/2010	5/27/2010	5/28/2010	6/3/2010	12:00	19	8	
GE171		SG-I47	8260C	10060312	5/8/2010	5/27/2010	5/28/2010	6/3/2010	12:20	19	8	
GE171		SG-I48	8260C	10060313	5/8/2010	5/27/2010	5/28/2010	6/3/2010	12:39	19	8	
GE171		SG-I49	8260C	10060314	5/8/2010	5/27/2010	5/28/2010	6/3/2010	12:59	19	8	
GE171		SG-I50	8260C	10060315	5/8/2010	5/27/2010	5/28/2010	6/3/2010	13:18	19	8	
GE171		SG-I52	8260C	10060316	5/8/2010	5/27/2010	5/28/2010	6/3/2010	13:37	19	8	
GE171		SG-I53	8260C	10060317	5/8/2010	5/27/2010	5/28/2010	6/3/2010	13:57	19	8	
GE171		SG-I54	8260C	10060318	5/8/2010	5/27/2010	5/28/2010	6/3/2010	14:16	19	8	
GE171		SG-KM1	8260C	10060319	5/7/2010	5/27/2010	5/28/2010	6/3/2010	14:36	20	8	
GE171		SG-KM3	8260C	10060320	5/7/2010	5/27/2010	5/28/2010	6/3/2010	14:55	20	8	
GE171		SG-L1	8260C	10060321	5/7/2010	5/27/2010	5/28/2010	6/3/2010	15:15	20	8	
GE171	14	AA-2	8260C	**10060327**	5/5/2010	5/26/2010	5/27/2010	6/3/2010	17:20	21	9	
GE171		SG-KM2	8260C	10060328	5/7/2010	5/27/2010	5/28/2010	6/3/2010	17:40	20	8	
GE171		SGD-KM2	8260C	10060329	5/7/2010	5/27/2010	5/28/2010	6/3/2010	17:59	20	8	
GE171		SG-L2	8260C	10060330	5/7/2010	5/27/2010	5/28/2010	6/3/2010	18:19	20	8	
GE172	806009	Rinsate Blank #1	8260B	371424-001	5/4/2010	NA	5/5/2010	5/10/2010	15:19	NA	6	nothing noted
GE173	806009	Rinsate Blank #2	8260B	371698-001	5/5/2010	NA	5/6/2010	5/10/2010	18:14	NA	5	
GE174	806009	Rinsate Blank #3	8260B	371854-001	5/6/2010	NA	5/7/2010	5/10/2010	22:14	NA	4	
GE175	806147	Rinsate Blank #4	8260B	372041-001	5/7/2010	NA	5/8/2010	5/11/2010	15:33	NA	4	MSD %R below lab limit for Styrene
GE176	806147	Rinsate Blank #5	8260B	372125-001	5/8/2010	NA	5/10/2010	5/11/2010	19:05	NA	3	(but within project limits)
GE176	806147	Phase I IDW	8260B	372125-002	5/8/2010	NA	5/10/2010	0:00	19:27	NA	3	

* for test 8260C, QC outcomes are given for VOCs/ TPH

QAA No.	Batch	Sample ID:	SU	LBLK	LCS/D %R	LCSD RPD	MS ID	MS/D %R	MS Waive	MSD RPD	PS/MS/MSD RSD/Diff
GE171	1	DCS	P	<MDL/ <2500	P/ NA	NA	NA	NA	NA	NA	NA
GE171	2	Trip-1	P	<MDL/ <2500	P/ NA	NA	SG-AN4	P/ NA	NA	P/ NA	P/ P
GE171		SG-AE1	P								
GE171		SGD-AE1	P								
GE171		SG-AE2	P								
GE171		SG-AE3	P								
GE171		SG-AE4	P								
GE171		SG-AE5	P								
GE171		SG-AE6	P								
GE171		SG-AE7	P								
GE171		SGD-AE7	P								
GE171		SG-AE8	P								
GE171		SG-AE9	P								
GE171		SG-AE10	P								
GE171		SG-AE11	P								
GE171		SG-AE12	P								
GE171		SG-AE13	P								
GE171		SG-AE14	P								
GE171		SG-AE15	P								
GE171		SGD-AE15	P								
GE171	MS/D	SG-AN4	P								
GE171	3	SG-AE16	P	<MDL/ <2500	P/ NA	NA	SG-AN8	P/ NA	NA	P/ NA	P/ P
GE171		SG-AE17	P								
GE171		SG-AE18	P								
GE171		SG-AE19	P								
GE171		SG-AE20	P								
GE171		Trip-2	P								
GE171		SG-AE21	P								
GE171		SG-AE22	P								
GE171		SG-AE23	P								
GE171		SG-AE24	P								
GE171		SG-AE25	P								
GE171		SG-AE26	P								
GE171		SGD-AE26	P								
GE171		SG-AE27	P								
GE171		SG-AE28	P								
GE171		SG-AE29	P								
GE171		SG-AE30	P								
GE171		SG-AE31	P								
GE171		SGD-AE31	P								
GE171	MS/D	SG-AN8	P								
GE171	4	SG-AE32	P	<MDL/ <2500	P/ NA	NA	SG-AN20	P/ NA	NA	P/ NA	P/ P
GE171		SG-AE33	P								
GE171		SG-AE34	P								

QAA No.	Batch	Sample ID:	SU	LBLK	LCS/D %R	LCSD RPD	MS ID	MS/D %R	MS Waive	MSD RPD	PS/MS/MSD RSD/Diff
GE171		SG-AE35	P								
GE171		SG-AE36	P								
GE171		SGD-AE36	P								
GE171		SG-AE37	P								
GE171		SG-AE38	P								
GE171		SG-AE39	P								
GE171		SG-AE40	P								
GE171		SGD-AE40	P								
GE171		Trip-3	P								
GE171		SG-AE41	P								
GE171		SG-AE42	P								
GE171		SG-AE43	P								
GE171		SG-AE44	P								
GE171		SG-AE45	P								
GE171		SGD-AE45	P								
GE171		SG-AE46	P								
GE171	MS/D	SG-AN20	P								
GE171	5	SG-AN1	P	<MDL/ <2500	P/ NA	NA	SG-AN33	P/ NA	NA	P/ NA	P/ P
GE171		SG-AN2	P								
GE171		SG-AN3	P								
GE171		SG-AN5	P								
GE171		SG-AN6	P								
GE171		SG-AN7	P								
GE171		SGD-AN7	P								
GE171		SG-AN9	P								
GE171		SG-AN10	P								
GE171		SG-AN11	P								
GE171		SG-AN12	P								
GE171		SG-AN13	P								
GE171		SG-AN14	P								
GE171		SG-AN15	P								
GE171		SG-AN16	P								
GE171		SG-AN17	P								
GE171		SG-AN18	P								
GE171		SG-AN19	P								
GE171		SGD-AN19	P								
GE171	MS/D	SG-AN33	P				MS %R low (56%) for 1,1-Dichloroethene				
GE171	6	Trip-4	P	<MDL/ <2500	P/ NA	NA	SG-AW12	see above	No	see below	P/ P
GE171		SG-AN21	P					MS/MSD RPD high (55%) for 1,1,-Dichloroethene			
GE171		SG-AN22	P								
GE171		SG-AN23	P								
GE171		SG-AN24	P								
GE171		SG-AN25	P								
GE171		SG-AN26	P								

QAA No.	Batch	Sample ID:	SU	LBLK	LCS/D %R	LCSD RPD	MS ID	MS/D %R	MS Waive	MSD RPD	PS/MS/MSD RSD/Diff
GE171		SG-AN27	P								
GE171		SG-AN28	P								
GE171		SG-AN29	P								
GE171		SG-AN30	P								
GE171		SG-AN31	P								
GE171		SG-AN32	P								
GE171		SG-AN34	P								
GE171		SG-AN35	P								
GE171		SG-AW1	P								
GE171		SGD-AW1	P								
GE171		SG-AW2	P								
GE171		SG-AW3	P								
GE171	MS/D	SG-AW12	P								
GE171	7	SG-AW4	P	<MDL/ <2500	P/ NA	NA	SG-AW39	P/ NA	NA	P/ NA	P/ P
GE171		SG-AW5	P								
GE171		SG-AW6	P								
GE171		SG-AW7	P								
GE171		SG-AW8	P								
GE171		SG-AW9	P								
GE171		SG-AW10	P								
GE171		SG-AW11	P								
GE171		SGD-AW11	P								
GE171		SG-AW13	P								
GE171		SG-AW14	P								
GE171		SG-AW15	P								
GE171		SG-AW16	P								
GE171		SG-AW17	P								
GE171		SG-AW18	P								
GE171		SG-AW19	P								
GE171		SG-AW20	P								
GE171		Trip-5	P								
GE171		SG-AW21	P								
GE171	MS/D	SG-AW39	P								
GE171	8	SG-AW22	P	<MDL/ <2500	P/ NA	NA	SG-AW61	P/ NA	NA	P/ NA	P/ P
GE171		SG-AW23	P								
GE171		SGD-AW23	P								
GE171		SG-AW24	P								
GE171		SG-AW25	P								
GE171		SG-AW26	P								
GE171		SG-AW27	P								
GE171		SG-AW28	P								
GE171		SG-AW29	P								
GE171		SG-AW30	P								
GE171		SG-AW31	P								

QAA No.	Batch	Sample ID:	SU	LBLK	LCS/D %R	LCSD RPD	MS ID	MS/D %R	MS Waive	MSD RPD	PS/MS/MSD RSD/Diff
GE171		SG-AW32	P								
GE171		SGD-AW32	P								
GE171		SG-AW33	P								
GE171		SG-AW34	P								
GE171		SG-AW35	P								
GE171		SGD-AW35	P								
GE171		SG-AW36	P								
GE171		SG-AW37	P								
GE171	MS/D	SG-AW61	P								
GE171	9	Trip-6	P	<MDL/ <2500	P/ NA	NA	SG-I4	P/ NA	NA	P/ NA	P/ P
GE171		SG-AW38	P								
GE171		SG-AW40	P								
GE171		SG-AW41	P								
GE171		SG-AW42	P								
GE171		SG-AW43	P								
GE171		SG-AW44	P								
GE171		SG-AW45	P								
GE171		SG-AW46	P								
GE171		SG-AW47	P								
GE171		SG-AW48	P								
GE171		SG-AW49	P								
GE171		SG-AW50	P								
GE171		SG-AW51	P								
GE171		SG-AW52	P								
GE171		SGD-AW52	P								
GE171		SG-AW53	P								
GE171		SG-AW54	P								
GE171		SG-AW55	P								
GE171	MS/D	SG-I4	P								
GE171	10	SG-AW56	P	<MDL/ <2500	P/ NA	NA	SG-I11	P/ NA	NA	P/ NA	P/ P
GE171		SG-AW57	P								
GE171		SG-AW58	P								
GE171		SG-AW59	P								
GE171		SG-AW60	P								
GE171		SG-AW63	P								
GE171		SGD-AW63	P								
GE171		SG-AW64	P								
GE171		SG-AW65	P								
GE171		SG-FHE1	P								
GE171		SG-FHE2	P								
GE171		SG-FHE3	P								
GE171		SG-FHE4	P								
GE171		SGD-FHE4	P								
GE171		SG-I1	P								

QAA No.	Batch	Sample ID:	SU	LBLK	LCS/D %R	LCSD RPD	MS ID	MS/D %R	MS Waive	MSD RPD	PS/MS/MSD RSD/Diff
GE171		SGD-I1	P								
GE171		SG-I2	P								
GE171		SG-I3	P								
GE171		SG-I5	P								
GE171	MS/D	SG-I11	P								
GE171	11	Trip-7	P	<MDL/ <2500	P/ NA	NA	SG-I31	P/ NA	NA	P/ NA	P/ P
GE171		SG-I6	P								
GE171		SG-I7	P								
GE171		SG-I8	P								
GE171		SG-I9	P								
GE171		SG-I10	P								
GE171		SGD-I10	P								
GE171		SG-I12	P								
GE171		SG-I13	P								
GE171		SG-I14	P								
GE171		SG-I15	P								
GE171		SG-I16	P								
GE171		SG-I17	P								
GE171		SG-I18	P								
GE171		SG-I19	P								
GE171		SG-I20	P								
GE171		SG-I21	P								
GE171		SG-I22	P								
GE171		SG-I23	P								
GE171	MS/D	SG-I31	P								
GE171	12	Trip-8	P	<MDL/ <2500	P/ NA	NA	SG-I51	P/ NA	NA	P/ NA	P/ P
GE171		SG-I24	P								
GE171		SG-I25	P								
GE171		SG-I26	P								
GE171		SG-I27	P								
GE171		SG-I28	P								
GE171		SG-I29	P								
GE171		SG-I30	P								
GE171		SG-I32	P								
GE171		SG-I33	P								
GE171		SG-I34	P								
GE171		SG-I35	P								
GE171		SG-I36	P								
GE171		SG-I37	P								
GE171		SG-I38	P								
GE171		SG-I39	P								
GE171		SG-I40	P								
GE171		SG-I41	P								
GE171		SG-I42	P								

QAA No.	Batch	Sample ID:	SU	LBLK	LCS/D %R	LCSD RPD	MS ID	MS/D %R	MS Waive	MSD RPD	PS/MS/MSD RSD/Diff
GE171	MS/D	SG-I51	P								
GE171	13	Trip-9	P	<MDL/ <2500	P/ NA	NA	SG-L1	P/ NA	NA	NA	P/ P
GE171		AA-1	P								
GE171		SG-I43	P								
GE171		SG-I44	P								
GE171		SG-I45	P								
GE171		SG-I46	P								
GE171		SGD-I46	P								
GE171		SG-I47	P								
GE171		SG-I48	P								
GE171		SG-I49	P								
GE171		SG-I50	P								
GE171		SG-I52	P								
GE171		SG-I53	P								
GE171		SG-I54	P								
GE171		SG-KM1	P								
GE171		SG-KM3	P								
GE171		SG-L1	P								
GE171	14	AA-2	P	<MDL/ <2500	P/ NA	NA	SG-L2	P/ NA	NA	NA	PS/MS RPD high (62%)
GE171		SG-KM2	P								
GE171		SGD-KM2	P								
GE171		SG-L2	P								
GE172	806009	Rinsate Blank #1	P	<MDL	P	NA	Rinsate Blank #1	P	NA	P	NA
GE173	806009	Rinsate Blank #2	P								
GE174	806009	Rinsate Blank #3	P								
GE175	806147	Rinsate Blank #4	P	<MDL	P	NA	extant	P	NA	P	NA
GE176	806147	Rinsate Blank #5	P								
GE176	806147	Phase I IDW	P								

* for test 8260C, QC outcomes are give

QAA No.	Batch	Sample ID:	ICAL %RSD	ICAL RRF	CCV %D	CCV RRF	FBLK	FDUP RPD/Diff
GE171	1	DCS	P/ NA	P/ NA	P/ NA	P/ NA		
GE171	2	Trip-1		P/ NA	P/ NA	P/ NA	<MDL/ <2500	
GE171		SG-AE1						
GE171		SGD-AE1						P/ P
GE171		SG-AE2						
GE171		SG-AE3						
GE171		SG-AE4						
GE171		SG-AE5						
GE171		SG-AE6						
GE171		SG-AE7						
GE171		SGD-AE7						P/ P
GE171		SG-AE8						
GE171		SG-AE9						
GE171		SG-AE10						
GE171		SG-AE11						
GE171		SG-AE12						
GE171		SG-AE13						
GE171		SG-AE14						
GE171		SG-AE15						
GE171		SGD-AE15						P/ P
GE171	MS/D	SG-AN4						
GE171	3	SG-AE16		P/ NA	P/ NA	P/ NA		
GE171		SG-AE17						
GE171		SG-AE18						
GE171		SG-AE19						
GE171		SG-AE20						
GE171		Trip-2					<MDL/ <2500	
GE171		SG-AE21						
GE171		SG-AE22						
GE171		SG-AE23						
GE171		SG-AE24						
GE171		SG-AE25						
GE171		SG-AE26						
GE171		SGD-AE26						P/ P
GE171		SG-AE27						
GE171		SG-AE28						
GE171		SG-AE29						
GE171		SG-AE30						
GE171		SG-AE31						
GE171		SGD-AE31						P/ P
GE171	MS/D	SG-AN8						
GE171	4	SG-AE32		P/ NA	P/ NA	P/ NA		
GE171		SG-AE33						
GE171		SG-AE34						

QAA No.	Batch	Sample ID:	ICAL %RSD	ICAL RRF	CCV %D	CCV RRF	FBLK	FDUP RPD/Diff
GE171		SG-AE35						
GE171		SG-AE36						
GE171		SGD-AE36						P/ P
GE171		SG-AE37						
GE171		SG-AE38						
GE171		SG-AE39						
GE171		SG-AE40						
GE171		SGD-AE40						P/ P
GE171		Trip-3					<MDL/ <2500	
GE171		SG-AE41						
GE171		SG-AE42						
GE171		SG-AE43						
GE171		SG-AE44						
GE171		SG-AE45						
GE171		SGD-AE45						P/ P
GE171		SG-AE46						
GE171	MS/D	SG-AN20						
GE171	5	SG-AN1		P/ NA	P/ NA	P/ NA		
GE171		SG-AN2						
GE171		SG-AN3						
GE171		SG-AN5						
GE171		SG-AN6						
GE171		SG-AN7						
GE171		SGD-AN7						P/ P
GE171		SG-AN9						
GE171		SG-AN10						
GE171		SG-AN11						
GE171		SG-AN12						
GE171		SG-AN13						
GE171		SG-AN14						
GE171		SG-AN15						
GE171		SG-AN16						
GE171		SG-AN17						
GE171		SG-AN18						
GE171		SG-AN19						
GE171		SGD-AN19						P/ P
GE171	MS/D	SG-AN33						
GE171	6	Trip-4		P/ NA	P/ NA	P/ NA	Toluene 3 J ng	
GE171		SG-AN21						
GE171		SG-AN22						
GE171		SG-AN23						
GE171		SG-AN24						
GE171		SG-AN25						
GE171		SG-AN26						

QAA No.	Batch	Sample ID:	ICAL %RSD	ICAL RRF	CCV %D	CCV RRF	FBLK	FDUP RPD/Diff
GE171		SG-AN27						
GE171		SG-AN28						
GE171		SG-AN29						
GE171		SG-AN30						
GE171		SG-AN31						
GE171		SG-AN32						
GE171		SG-AN34						
GE171		SG-AN35						
GE171		SG-AW1						
GE171		SGD-AW1						P/ P
GE171		SG-AW2						
GE171		SG-AW3						
GE171	MS/D	SG-AW12						
GE171	7	SG-AW4		P/ NA	P/ NA	P/ NA		
GE171		SG-AW5						
GE171		SG-AW6						
GE171		SG-AW7						
GE171		SG-AW8						
GE171		SG-AW9						
GE171		SG-AW10						
GE171		SG-AW11						
GE171		SGD-AW11						P/ P
GE171		SG-AW13						
GE171		SG-AW14						
GE171		SG-AW15						
GE171		SG-AW16						
GE171		SG-AW17						
GE171		SG-AW18						
GE171		SG-AW19						
GE171		SG-AW20						
GE171		Trip-5					Toluene 2 J ng	
GE171		SG-AW21						
GE171	MS/D	SG-AW39						
GE171	8	SG-AW22		P/ NA	P/ NA	P/ NA		
GE171		SG-AW23						
GE171		SGD-AW23						P/ P
GE171		SG-AW24						
GE171		SG-AW25						
GE171		SG-AW26						
GE171		SG-AW27						
GE171		SG-AW28						
GE171		SG-AW29						
GE171		SG-AW30						
GE171		SG-AW31						

QAA No.	Batch	Sample ID:	ICAL %RSD	ICAL RRF	CCV %D	CCV RRF	FBLK	FDUP RPD/Diff
GE171		SG-AW32						
GE171		SGD-AW32						P/ P
GE171		SG-AW33						
GE171		SG-AW34						
GE171		SG-AW35						
GE171		SGD-AW35						P/ P
GE171		SG-AW36						
GE171		SG-AW37						
GE171	MS/D	SG-AW61						
GE171	9	Trip-6		P/ NA	P/ NA	P/ NA	Toluene 2 J ng	
GE171		SG-AW38						
GE171		SG-AW40						
GE171		SG-AW41						
GE171		SG-AW42						
GE171		SG-AW43						
GE171		SG-AW44						
GE171		SG-AW45						
GE171		SG-AW46						
GE171		SG-AW47						
GE171		SG-AW48						
GE171		SG-AW49						
GE171		SG-AW50						
GE171		SG-AW51						
GE171		SG-AW52						
GE171		SGD-AW52						P/ P
GE171		SG-AW53						
GE171		SG-AW54						
GE171		SG-AW55						
GE171	MS/D	SG-I4						
GE171	10	SG-AW56		P/ NA	P/ NA	P/ NA		
GE171		SG-AW57						
GE171		SG-AW58						
GE171		SG-AW59						
GE171		SG-AW60						
GE171		SG-AW63						
GE171		SGD-AW63						P/ P
GE171		SG-AW64						
GE171		SG-AW65						
GE171		SG-FHE1						
GE171		SG-FHE2						
GE171		SG-FHE3						
GE171		SG-FHE4						
GE171		SGD-FHE4						P/ P
GE171		SG-I1						

QAA No.	Batch	Sample ID:	ICAL %RSD	ICAL RRF	CCV %D	CCV RRF	FBLK	FDUP RPD/Diff
GE171		SGD-I1						P/ P
GE171		SG-I2						
GE171		SG-I3						
GE171		SG-I5						
GE171	MS/D	SG-I11						
GE171	11	Trip-7		P/ NA	P/ NA	P/ NA	Toluene 4 J ng	
GE171		SG-I6						
GE171		SG-I7						
GE171		SG-I8						
GE171		SG-I9						
GE171		SG-I10						
GE171		SGD-I10						P/ P
GE171		SG-I12						
GE171		SG-I13						
GE171		SG-I14						
GE171		SG-I15						
GE171		SG-I16						
GE171		SG-I17						
GE171		SG-I18						
GE171		SG-I19						
GE171		SG-I20						
GE171		SG-I21						
GE171		SG-I22						
GE171		SG-I23						
GE171	MS/D	SG-I31						
GE171	12	Trip-8		P/ NA	P/ NA	P/ NA	Methyl-t-butyl ether 18 ng;	
GE171		SG-I24					Benzene 6 ng;	
GE171		SG-I25					Toluene 10 ng;	
GE171		SG-I26					TPH C5-C9 3,466 ng	
GE171		SG-I27						
GE171		SG-I28						
GE171		SG-I29						
GE171		SG-I30						
GE171		SG-I32						
GE171		SG-I33						
GE171		SG-I34						
GE171		SG-I35						
GE171		SG-I36						
GE171		SG-I37						
GE171		SG-I38						
GE171		SG-I39						
GE171		SG-I40						
GE171		SG-I41						
GE171		SG-I42						

QAA No.	Batch	Sample ID:	ICAL %RSD	ICAL RRF	CCV %D	CCV RRF	FBLK	FDUP RPD/Diff
GE171	MS/D	SG-I51						
GE171	13	Trip-9		P/ NA	P/ NA	P/ NA	Toluene 3 J ng	
GE171		AA-1					<MDL/ <2500	
GE171		SG-I43						
GE171		SG-I44						
GE171		SG-I45						
GE171		SG-I46						
GE171		SGD-I46						P/ P
GE171		SG-I47						
GE171		SG-I48						
GE171		SG-I49						
GE171		SG-I50						
GE171		SG-I52						
GE171		SG-I53						
GE171		SG-I54						
GE171		SG-KM1						
GE171		SG-KM3						
GE171		SG-L1						
GE171	14	AA-2	for Chloroforn	P/ NA	P/ NA	P/ NA	Toluene 4 J ng	
GE171		SG-KM2						
GE171		SGD-KM2						P/ P
GE171		SG-L2						
GE172	806009	Rinsate Blank #1	NA	NA	NA	NA	<MDL	
GE173	806009	Rinsate Blank #2					<MDL	
GE174	806009	Rinsate Blank #3					<MDL	
GE175	806147	Rinsate Blank #4	NA	NA	NA	NA	<MDL	
GE176	806147	Rinsate Blank #5					<MDL	
GE176	806147	Phase I IDW						

* for test 8260C, QC outcomes are give

ATTACHMENT B
LABORATORY DATA PACKAGES

Laboratory Data Package Cover Page

This data package consists of:

- ✓ This signature page, the laboratory review checklist, and the following reportable data:
- ✓ R1 Field chain-of-custody documentation;
- ✓ R2 Sample identification cross-reference;
- ✓ R3 Test reports (analytical data sheets) for each environmental sample that includes:
  - a) Items consistent with NELAC Chapter 5,
  - b) dilution factors,
  - c) preparation methods,
  - d) cleanup methods, and
  - e) if required for the project, tentatively identified compounds (TICs).
- ✓ R4 Surrogate recovery data including:
  - a) Calculated recovery (%R), and
  - b) The laboratory's surrogate QC limits.
- ✓ R5 Test reports/summary forms for blank samples;
- ✓ R6 Test reports/summary forms for laboratory control samples (LCSs) including:
  - a) LCS spiking amounts,
  - b) Calculated %R for each analyte, and
  - c) The laboratory's LCS QC limits.
- ✓ R7 Test reports for project matrix spike/matrix spike duplicates (MS/MSDs) including:
  - a) Samples associated with the MS/MSD clearly identified,
  - b) MS/MSD spiking amounts,
  - c) Concentration of each MS/MSD analyte measured in the parent and spiked samples,
  - d) Calculated %Rs and relative percent differences (RPDs), and
  - e) The laboratory's MS/MSD QC limits
- ✓ R8 Laboratory analytical duplicate (if applicable) recovery and precision:
  - a) the amount of analyte measured in the duplicate,
  - b) the calculated RPD, and
  - c) the laboratory's QC limits for analytical duplicates.
- ✓ R9 List of method quantitation limits (MQLs) for each analyte for each method and matrix;
- ✓ R10 Other problems or anomalies.
- ✓ The Exception Report for every "No" or "Not Reviewed (NR)" item in laboratory review checklist.

Release Statement: I am responsible for the release of this laboratory data package. This data package has been reviewed by the laboratory and is complete and technically compliant with the requirements of the methods used, except where noted by the laboratory in the attached exception reports. By me signature below, I affirm to the best of my knowledge, all problems/anomalies, observed by the laboratory as having the potential to affect the quality of the data, have been identified by the laboratory in the Laboratory Review Checklist, and no information or data have been knowingly withheld that would affect the quality of the data.

Check, if applicable: [ ] This laboratory is an in-house laboratory controlled by the person responding to rule. The official signing the cover page of the rule-required report (for example, the APAR) in which these data are used is responsible for releasing this data package and is by signature affirming the above release statement is true.

Steven Thornley	Steven Thornley	Laboratory Director	7.14.10
Name (Printed)	Signature	Official Title (printed)	Date

Laboratory Review Checklist: Reportable Data

Laboratory Name: Beacon Environmental Services, Inc.	LRC Date: 06.25.10
Project Name: Hillcrest Community Environmental Investigation	Laboratory Job Number: 2315
Reviewer Name: Steven Thornley	Prep Batch Number(s): 4.16.10, 4.20.10

#[1]	A[2]	Description	Yes	No	NA[3]	NR[4]	ER#[5]
		Chain-of-custody (C-O-C)					
R1	OI	Did samples meet the laboratory's standard conditions of sample acceptability upon receipt?	✓				
		Were all departures from standard conditions described in an exception report?			✓		
R2	OI	**Sample and quality control (QC) identification**					
		Are all field sample ID numbers cross-referenced to the laboratory ID numbers?	✓				
		Are all laboratory ID numbers cross-referenced to the corresponding QC data?	✓				
R3	OI	**Test reports**					
		Were all samples prepared and analyzed within holding times?	✓				
		Other than those results < MQL, were all other raw values bracketed by calibration standards?	✓				
		Were calculations checked by a peer or supervisor?	✓				
		Were all analyte identifications checked by a peer or supervisor?	✓				
		Were sample detection limits reported for all analytes not detected?	✓				
		Were all results for soil and sediment samples reported on a dry weight basis?			✓		
		Were % moisture (or solids) reported for all soil and sediment samples?			✓		
		If required for the project, TICs reported?			✓		
R4	O	**Surrogate recovery data**					
		Were surrogates added prior to extraction?	✓				
		Were surrogate percent recoveries in all samples within the laboratory QC limits?	✓				
R5	OI	**Test reports/summary forms for blank samples**					
		Were appropriate type(s) of blanks analyzed?	✓				
		Were blanks analyzed at the appropriate frequency?	✓				
		Were method blanks taken through the entire analytical process, including preparation and, if applicable, cleanup procedures?	✓				
		Were blank concentrations < MQL?	✓				
R6	OI	**Laboratory control samples (LCS):**					
		Were all COCs included in the LCS?		✓			ER2315a
		Was each LCS taken through the entire analytical procedure, including prep and cleanup steps?	✓				
		Were LCSs analyzed at the required frequency?	✓				
		Were LCS (and LCSD, if applicable) %Rs within the laboratory QC limits?	✓				
		Does the detectability data document the laboratory's capability to detect the COCs at the MDL used to calculate the SDLs?	✓				
		Was the LCSD RPD within QC limits?	✓				
R7	OI	**Matrix spike (MS) and matrix spike duplicate (MSD) data**					
		Were the project/method specified analytes included in the MS and MSD?	✓				
		Were MS/MSD analyzed at the appropriate frequency?	✓				
		Were MS (and MSD, if applicable) %Rs within the laboratory QC limits?		✓			ER2315b
		Were MS/MSD RPDs within laboratory QC limits?	✓				
R8	OI	**Analytical duplicate data**					
		Were appropriate analytical duplicates analyzed for each matrix?	✓				
		Were analytical duplicates analyzed at the appropriate frequency?	✓				
		Were RPDs or relative standard deviations within the laboratory QC limits?		✓			ER2315c
R9	OI	**Method quantitation limits (MQLs):**					
		Are the MQLs for each method analyte included in the laboratory data package?		✓			ER2315d
		Do the MQLs correspond to the concentration of the lowest non-zero calibration standard?			✓		
		Are unadjusted MQLs included in the laboratory data package?			✓		
R10	OI	**Other problems/anomalies**					
		Are all known problems/anomalies/special conditions noted in this LRC and ER?	✓				
		Was applicable and available technology used to lower the SDL minimize the matrix interference affects on the sample results?	✓				
		Is the laboratory NELAC-accredited under the Texas Laboratory Accreditation Program for the analytes, matrices and methods associated with this laboratory data package?		✓			ER2315e

1. Items identified by the letter "R" must be included in the laboratory data package submitted in the TRRP-required report(s). Items identified by the letter "S" should be retained and made available upon request for the appropriate retention period.
2. = organic analyses; I = inorganic analyses (and general chemistry, when applicable);
3. NA = Not applicable;
4. NR = Not reviewed;
5. ER# = Exception Report identification number (an Exception Report should be completed for an item if "NR" or "No" is checked).

Laboratory Review Checklist: Reportable Data

Laboratory Name: Beacon Environmental Services, Inc	LRC Date: 06.25.10
Project Name: Hillcrest Community Environmental Investigation	Laboratory Job Number: 2315
Reviewer Name: Steven Thornley	Prep Batch Number(s): 4.16.10, 4.20.10

#[1]	A[2]	Description	Yes	No	NA[3]	NR[4]	ER#[5]
S1	OI	**Initial calibration (ICAL)**					
		Were response factors and/or relative response factors for each analyte within QC limits?	✓				
		Were percent RSDs or correlation coefficient criteria met?	✓				
		Was the number of standards recommended in the method used for all analytes?	✓				
		Were all points generated between the lowest and highest standard used to calculate the curve?	✓				
		Are ICAL data available for all instruments used?	✓				
		Has the initial calibration curve been verified using an appropriate second source standard?	✓				
	OI	**Initial and continuing calibration verification (ICCV and CCV) and continuing calibration**					
		Was the CCV analyzed at the method-required frequency?	✓				
		Were percent differences for each analyte within the method-required QC limits?	✓				
		Was the ICAL curve verified for each analyte?	✓				
		Was the absolute value of the analyte concentration in the inorganic CCB < MDL?			✓		
	O	**Mass spectral tuning:**					
		Was the appropriate compound for the method used for tuning?	✓				
		Were ion abundance data within the method-required QC limits?	✓				
	O	**Internal standards (IS):**					
		Were IS area counts and retention times within the method-required QC limits?	✓				
	OI	**Raw data (NELAC section 5.5.10)**					
		Were the raw data (for example, chromatograms, spectral data) reviewed by an analyst?	✓				
		Were data associated with manual integrations flagged on the raw data?	✓				
	O	**Dual column confirmation**					
		Did dual column confirmation results meet the method-required QC?			✓		
	O	**Tentatively identified compounds (TICs):**					
		If TICs were requested, were the mass spectra and TIC data subject to appropriate checks?			✓		
	I	**Interference Check Sample (ICS) results:**					
		Were percent recoveries within method QC limits?			✓		
	I	**Serial dilutions, post digestion spikes, and method of standard additions**					
		Were percent differences, recoveries, and the linearity within the QC limits specified in the method?			✓		
	OI	**Method detection limit (MDL) studies**					
		Was a MDL study performed for each reported analyte?	✓				
		Is the MDL either adjusted or supported by the analysis of DCSs?	✓				
	OI	**Proficiency test reports:**					
		Was the laboratory's performance acceptable on the applicable proficiency tests or evaluation studies?	✓				
	OI	**Standards documentation**					
		Are all standards used in the analyses NIST-traceable or obtained from other appropriate sources?	✓				
	OI	**Compound/analyte identification procedures**					
		Are the procedures for compound/analyte identification documented?	✓				
	OI	**Demonstration of analyst competency (DOC)**					
		Was DOC conducted consistent with NELAC Chapter 5?	✓				
		Is documentation of the analyst's competency up-to-date and on file?	✓				
	OI	**Verification/validation documentation for methods** (NELAC Chap 5)					
		Are all the methods used to generate the data documented, verified, and validated, where applicable?	✓				
	OI	**Laboratory standard operating procedures (SOPs):**					
		Are laboratory SOPs current and on file for each method performed?	✓				

1 Items identified by the letter "R" should be included in the laboratory data package submitted to the TCEQ in the TRRP-required report(s). Items identified by the letter "S" should be retained and made available upon request for the appropriate retention period.
2 O = organic analyses; I = inorganic analyses (and general chemistry, when applicable).
3 NA = Not applicable.
4 NR = Not Reviewed.

ER# = Exception Report identification number (an Exception Report should be completed for an item if "NR" or "No" is checked).

Laboratory Review Checklist: Exception Reports

Laboratory Name: Beacon Environmental Services, Inc	LRC Date: 06.25.10
Project Name: Hillcrest Community Environmental Investigation	Laboratory Job Number: 2315
Reviewer Name: Steven Thornley	Prep Batch Number(s): 4.16.10, 4.20.10

ER #[1]	DESCRIPTION
ER2315a	See exceptions under Laboratory Control sample in the laboratory narrative.
ER2315b	See exceptions under Matrix Spike/Matrix Spike Duplicate in the laboratory narrative.
ER2315c	See exceptions under Duplicates in the laboratory narrative.
ER2315d	See Demonstrated Linear Range of the GC-MS Instrumentation in the laboratory narrative.
ER2315e	There is no NELAC-accreditation under the Texas Laboratory Accreditation Program for passive soil gas. All of the sample results included in this laboratory data package are from passive soil gas samples.

1 ER# = Exception Report identification number (an Exception Report should be completed for an item if "NR" or "No" is checked on the LRC)

NARRATIVE

Laboratory Name: Beacon Environmental Services, Inc. Report Date: 14 July 2010

Sample Delivery Dates: 27 May 2010 and 28 May 2010

Client: Geo Strata Environmental Consultants, Inc., San Antonio, TX

Project Name/Site Location: Hillcrest Community Environmental Investigation, Corpus Christi, TX

Beacon Environmental Project Code: 2315

Results for the following samples are included in this data package:

	Sample ID	Matrix	Analysis
001	DCS	Passive Soil-Gas	8260C
002	TRIP-1	Passive Soil-Gas	8260C
003	SG-AE1	Passive Soil-Gas	8260C
004	SG-AE1DUP	Passive Soil-Gas	8260C
005	SG-AE2	Passive Soil-Gas	8260C
006	SG-AE3	Passive Soil-Gas	8260C
007	SG-AE4	Passive Soil-Gas	8260C
008	SG-AE5	Passive Soil-Gas	8260C
009	SG-AE6	Passive Soil-Gas	8260C
010	SG-AE7	Passive Soil-Gas	8260C
011	SG-AE7DUP	Passive Soil-Gas	8260C
012	SG-AE8	Passive Soil-Gas	8260C
013	SG-AE9	Passive Soil-Gas	8260C
014	SG-AE10	Passive Soil-Gas	8260C
015	SG-AE11	Passive Soil-Gas	8260C
016	SG-AE12	Passive Soil-Gas	8260C
017	SG-AE13	Passive Soil-Gas	8260C
018	SG-AE14	Passive Soil-Gas	8260C
019	SG-AE15	Passive Soil-Gas	8260C
020	SG-AE15DUP	Passive Soil-Gas	8260C
021	SG-AN4	Passive Soil-Gas	8260C
022	SG-AN4MS	Passive Soil-Gas	8260C
023	SG-AN4MSD	Passive Soil-Gas	8260C
024	SG-AE16	Passive Soil-Gas	8260C
025	SG-AE17	Passive Soil-Gas	8260C
026	SG-AE18	Passive Soil-Gas	8260C
027	SG-AE19	Passive Soil-Gas	8260C
028	SG-AE20	Passive Soil-Gas	8260C
029	TRIP-2	Passive Soil-Gas	8260C

	Sample ID	Matrix	Analysis
030	SG-AE21	Passive Soil-Gas	8260C
031	SG-AE22	Passive Soil-Gas	8260C
032	SG-AE23	Passive Soil-Gas	8260C
033	SG-AE24	Passive Soil-Gas	8260C
034	SG-AE25	Passive Soil-Gas	8260C
035	SG-AE26	Passive Soil-Gas	8260C
036	SG-AE26DUP	Passive Soil-Gas	8260C
037	SG-AE27	Passive Soil-Gas	8260C
038	SG-AE28	Passive Soil-Gas	8260C
039	SG-AE29	Passive Soil-Gas	8260C
040	SG-AE30	Passive Soil-Gas	8260C
041	SG-AE31	Passive Soil-Gas	8260C
042	SG-AE31DUP	Passive Soil-Gas	8260C
043	SG-AN8	Passive Soil-Gas	8260C
044	SG-AN8MS	Passive Soil-Gas	8260C
045	SG-AN8MSD	Passive Soil-Gas	8260C
046	SG-AE32	Passive Soil-Gas	8260C
047	SG-AE33	Passive Soil-Gas	8260C
048	SG-AE34	Passive Soil-Gas	8260C
049	SG-AE35	Passive Soil-Gas	8260C
050	SG-AE36	Passive Soil-Gas	8260C
051	SG-AE36DUP	Passive Soil-Gas	8260C
052	SG-AE37	Passive Soil-Gas	8260C
053	SG-AE38	Passive Soil-Gas	8260C
054	SG-AE39	Passive Soil-Gas	8260C
055	SG-AE40	Passive Soil-Gas	8260C
056	SG-AE40DUP	Passive Soil-Gas	8260C
057	TRIP-3	Passive Soil-Gas	8260C
058	SG-AE41	Passive Soil-Gas	8260C
059	SG-AE42	Passive Soil-Gas	8260C
060	SG-AE43	Passive Soil-Gas	8260C
061	SG-AE44	Passive Soil-Gas	8260C
062	SG-AE45	Passive Soil-Gas	8260C
063	SG-AE45DUP	Passive Soil-Gas	8260C
064	SG-AE46	Passive Soil-Gas	8260C
065	SG-AN20	Passive Soil-Gas	8260C
066	SG-AN20MS	Passive Soil-Gas	8260C
067	SG-AN20MSD	Passive Soil-Gas	8260C
068	SG-AN1	Passive Soil-Gas	8260C
069	SG-AN2	Passive Soil-Gas	8260C
070	SG-AN3	Passive Soil-Gas	8260C

	Sample ID	Matrix	Analysis
071	SG-AN5	Passive Soil-Gas	8260C
072	SG-AN6	Passive Soil-Gas	8260C
073	SG-AN7	Passive Soil-Gas	8260C
074	SG-AN7DUP	Passive Soil-Gas	8260C
075	SG-AN9	Passive Soil-Gas	8260C
076	SG-AN10	Passive Soil-Gas	8260C
077	SG-AN11	Passive Soil-Gas	8260C
078	SG-AN12	Passive Soil-Gas	8260C
079	SG-AN13	Passive Soil-Gas	8260C
080	SG-AN14	Passive Soil-Gas	8260C
081	SG-AN15	Passive Soil-Gas	8260C
082	SG-AN16	Passive Soil-Gas	8260C
083	SG-AN17	Passive Soil-Gas	8260C
084	SG-AN18	Passive Soil-Gas	8260C
085	SG-AN19	Passive Soil-Gas	8260C
086	SG-AN19DUP	Passive Soil-Gas	8260C
087	SG-AN33	Passive Soil-Gas	8260C
088	SG-AN33MS	Passive Soil-Gas	8260C
089	SG-AN33MSD	Passive Soil-Gas	8260C
090	TRIP-4	Passive Soil-Gas	8260C
091	SG-AN21	Passive Soil-Gas	8260C
092	SG-AN22	Passive Soil-Gas	8260C
093	SG-AN23	Passive Soil-Gas	8260C
094	SG-AN24	Passive Soil-Gas	8260C
095	SG-AN25	Passive Soil-Gas	8260C
096	SG-AN26	Passive Soil-Gas	8260C
097	SG-AN27	Passive Soil-Gas	8260C
098	SG-AN28	Passive Soil-Gas	8260C
099	SG-AN29	Passive Soil-Gas	8260C
100	SG-AN30	Passive Soil-Gas	8260C
101	SG-AN31	Passive Soil-Gas	8260C
102	SG-AN32	Passive Soil-Gas	8260C
103	SG-AN34	Passive Soil-Gas	8260C
104	SG-AN35	Passive Soil-Gas	8260C
105	SG-AW1	Passive Soil-Gas	8260C
106	SG-AW1DUP	Passive Soil-Gas	8260C
107	SG-AW2	Passive Soil-Gas	8260C
108	SG-AW3	Passive Soil-Gas	8260C
109	SG-AW12	Passive Soil-Gas	8260C
110	SG-AW12MS	Passive Soil-Gas	8260C
111	SG-AW12MSD	Passive Soil-Gas	8260C

	Sample ID	Matrix	Analysis
112	SG-AW4	Passive Soil-Gas	8260C
113	SG-AW5	Passive Soil-Gas	8260C
114	SG-AW6	Passive Soil-Gas	8260C
115	SG-AW7	Passive Soil-Gas	8260C
116	SG-AW8	Passive Soil-Gas	8260C
117	SG-AW9	Passive Soil-Gas	8260C
118	SG-AW10	Passive Soil-Gas	8260C
119	SG-AW11	Passive Soil-Gas	8260C
120	SG-AW11DUP	Passive Soil-Gas	8260C
121	SG-AW13	Passive Soil-Gas	8260C
122	SG-AW14	Passive Soil-Gas	8260C
123	SG-AW15	Passive Soil-Gas	8260C
124	SG-AW16	Passive Soil-Gas	8260C
125	SG-AW17	Passive Soil-Gas	8260C
126	SG-AW18	Passive Soil-Gas	8260C
127	SG-AW19	Passive Soil-Gas	8260C
128	SG-AW20	Passive Soil-Gas	8260C
129	TRIP-5	Passive Soil-Gas	8260C
130	SG-AW21	Passive Soil-Gas	8260C
131	SG-AW39	Passive Soil-Gas	8260C
132	SG-AW39MS	Passive Soil-Gas	8260C
133	SG-AW39MSD	Passive Soil-Gas	8260C
134	SG-AW22	Passive Soil-Gas	8260C
135	SG-AW23	Passive Soil-Gas	8260C
136	SG-AW23DUP	Passive Soil-Gas	8260C
137	SG-AW24	Passive Soil-Gas	8260C
138	SG-AW25	Passive Soil-Gas	8260C
139	SG-AW26	Passive Soil-Gas	8260C
140	SG-AW27	Passive Soil-Gas	8260C
141	SG-AW28	Passive Soil-Gas	8260C
142	SG-AW29	Passive Soil-Gas	8260C
143	SG-AW30	Passive Soil-Gas	8260C
144	SG-AW31	Passive Soil-Gas	8260C
145	SG-AW32	Passive Soil-Gas	8260C
146	SG-AW32DUP	Passive Soil-Gas	8260C
147	SG-AW33	Passive Soil-Gas	8260C
148	SG-AW34	Passive Soil-Gas	8260C
149	SG-AW35	Passive Soil-Gas	8260C
150	SG-AW35DUP	Passive Soil-Gas	8260C
151	SG-AW36	Passive Soil-Gas	8260C
152	SG-AW37	Passive Soil-Gas	8260C

	Sample ID	Matrix	Analysis
153	SG-AW61	Passive Soil-Gas	8260C
154	SG-AW61MS	Passive Soil-Gas	8260C
155	SG-AW61MSD	Passive Soil-Gas	8260C
156	TRIP-6	Passive Soil-Gas	8260C
157	SG-AW38	Passive Soil-Gas	8260C
158	SG-AW40	Passive Soil-Gas	8260C
159	SG-AW41	Passive Soil-Gas	8260C
160	SG-AW42	Passive Soil-Gas	8260C
161	SG-AW43	Passive Soil-Gas	8260C
162	SG-AW44	Passive Soil-Gas	8260C
163	SG-AW45	Passive Soil-Gas	8260C
164	SG-AW46	Passive Soil-Gas	8260C
165	SG-AW47	Passive Soil-Gas	8260C
166	SG-AW48	Passive Soil-Gas	8260C
167	SG-AW49	Passive Soil-Gas	8260C
168	SG-AW50	Passive Soil-Gas	8260C
169	SG-AW51	Passive Soil-Gas	8260C
170	SG-AW52	Passive Soil-Gas	8260C
171	SG-AW52DUP	Passive Soil-Gas	8260C
172	SG-AW53	Passive Soil-Gas	8260C
173	SG-AW54	Passive Soil-Gas	8260C
174	SG-AW55	Passive Soil-Gas	8260C
175	SG-I4	Passive Soil-Gas	8260C
176	SG-I4MS	Passive Soil-Gas	8260C
177	SG-I4MSD	Passive Soil-Gas	8260C
178	SG-AW56	Passive Soil-Gas	8260C
179	SG-AW57	Passive Soil-Gas	8260C
180	SG-AW58	Passive Soil-Gas	8260C
181	SG-AW59	Passive Soil-Gas	8260C
182	SG-AW60	Passive Soil-Gas	8260C
183	SG-AW63	Passive Soil-Gas	8260C
184	SG-AW63DUP	Passive Soil-Gas	8260C
185	SG-AW64	Passive Soil-Gas	8260C
186	SG-AW65	Passive Soil-Gas	8260C
187	SG-FHE1	Passive Soil-Gas	8260C
188	SG-FHE2	Passive Soil-Gas	8260C
189	SG-FHE3	Passive Soil-Gas	8260C
190	SG-FHE4	Passive Soil-Gas	8260C
191	SG-FHE4DUP	Passive Soil-Gas	8260C
192	SG-I1	Passive Soil-Gas	8260C
193	SG-I1DUP	Passive Soil-Gas	8260C

	Sample ID	Matrix	Analysis
194	SG-I2	Passive Soil-Gas	8260C
195	SG-I3	Passive Soil-Gas	8260C
196	SG-I5	Passive Soil-Gas	8260C
197	SG-I11	Passive Soil-Gas	8260C
198	SG-I11MS	Passive Soil-Gas	8260C
199	SG-I11MSD	Passive Soil-Gas	8260C
200	TRIP-7	Passive Soil-Gas	8260C
201	SG-I6	Passive Soil-Gas	8260C
202	SG-I7	Passive Soil-Gas	8260C
203	SG-I8	Passive Soil-Gas	8260C
204	SG-I9	Passive Soil-Gas	8260C
205	SG-I10	Passive Soil-Gas	8260C
206	SG-I10DUP	Passive Soil-Gas	8260C
207	SG-I12	Passive Soil-Gas	8260C
208	SG-I13	Passive Soil-Gas	8260C
209	SG-I14	Passive Soil-Gas	8260C
210	SG-I15	Passive Soil-Gas	8260C
211	SG-I16	Passive Soil-Gas	8260C
212	SG-I17	Passive Soil-Gas	8260C
213	SG-I18	Passive Soil-Gas	8260C
214	SG-I19	Passive Soil-Gas	8260C
215	SG-I20	Passive Soil-Gas	8260C
216	SG-I21	Passive Soil-Gas	8260C
217	SG-I22	Passive Soil-Gas	8260C
218	SG-I23	Passive Soil-Gas	8260C
219	SG-I31	Passive Soil-Gas	8260C
220	SG-I31MS	Passive Soil-Gas	8260C
221	SG-I31MSD	Passive Soil-Gas	8260C
222	TRIP-8	Passive Soil-Gas	8260C
223	SG-I24	Passive Soil-Gas	8260C
224	SG-I25	Passive Soil-Gas	8260C
225	SG-I26	Passive Soil-Gas	8260C
226	SG-I27	Passive Soil-Gas	8260C
227	SG-I28	Passive Soil-Gas	8260C
228	SG-I29	Passive Soil-Gas	8260C
229	SG-I30	Passive Soil-Gas	8260C
230	SG-I32	Passive Soil-Gas	8260C
231	SG-I33	Passive Soil-Gas	8260C
232	SG-I34	Passive Soil-Gas	8260C
233	SG-I35	Passive Soil-Gas	8260C
234	SG-I36	Passive Soil-Gas	8260C

	Sample ID	Matrix	Analysis
235	SG-I37	Passive Soil-Gas	8260C
236	SG-I38	Passive Soil-Gas	8260C
237	SG-I39	Passive Soil-Gas	8260C
238	SG-I40	Passive Soil-Gas	8260C
239	SG-I41	Passive Soil-Gas	8260C
240	SG-I42	Passive Soil-Gas	8260C
241	SG-I51	Passive Soil-Gas	8260C
242	SG-I51MS	Passive Soil-Gas	8260C
243	SG-I51MSD	Passive Soil-Gas	8260C
244	TRIP-9	Passive Soil-Gas	8260C
245	AA-1	Passive Soil-Gas	8260C
246	SG-I43	Passive Soil-Gas	8260C
247	SG-I44	Passive Soil-Gas	8260C
248	SG-I45	Passive Soil-Gas	8260C
249	SG-I46	Passive Soil-Gas	8260C
250	SG-I46DUP	Passive Soil-Gas	8260C
251	SG-I47	Passive Soil-Gas	8260C
252	SG-I48	Passive Soil-Gas	8260C
253	SG-I49	Passive Soil-Gas	8260C
254	SG-I50	Passive Soil-Gas	8260C
255	SG-I52	Passive Soil-Gas	8260C
256	SG-I53	Passive Soil-Gas	8260C
257	SG-I54	Passive Soil-Gas	8260C
258	SG-KM1	Passive Soil-Gas	8260C
259	SG-KM3	Passive Soil-Gas	8260C
260	SG-L1	Passive Soil-Gas	8260C
261	SG-L1MS	Passive Soil-Gas	8260C
262	AA-2	Passive Soil-Gas	8260C
263	SG-KM2	Passive Soil-Gas	8260C
264	SG-KM2DUP	Passive Soil-Gas	8260C
265	SG-L2	Passive Soil-Gas	8260C
266	SG-L2MS	Passive Soil-Gas	8260C

EPA Method 8260C
All samples were successfully analyzed for a custom target compound list following EPA Method 8260C.

Reporting limits for EPA Method 8260C
The reporting limit used for individual compounds are the method detection limits, which are listed in nanograms (ng) on Table 1. A standardized reporting limit of 2,500 ng was used for compound totals (TPH C_5-C_9 and TPH C_{10}-C_{15} are totals of all aliphatic hydrocarbons in those respective ranges).

Detectability check standard (DCS)
The DCS is blank matrix spiked by the laboratory with the compounds of concern near, or within two to

three times, the calculated MDL and carried through the sample preparation procedures and the analysis on each instrument used for sample analysis. All compounds of concern were detected in the DCS and the qualitative identification criteria for the detections were met.

Calibration Verification
The Continuing Calibration Verification values for the analytes were all within ±30% of the true value as defined by the initial six point calibration and met the requirements specified in Beacon Environmental's Quality Assurance Project Plan. Acceptance criteria of ±20% and ±25% were used during the analysis of samplers for this project.

Blank Contamination
No compound measurements above the method detection limits were identified on the 14 method blanks analyzed. Toluene was identified on six of the nine trip blanks at measurements ranging from 2 to 4 nanograms (ng). Trip-8, which was assigned in the field, reported 18 ng of Methyl-t-butyl Ether, 6 ng of Benzene, and 10 ng of Toluene. It should be noted that the measurements on this trip blank are anomalous to each of the other eight trip blanks submitted with samples for this project.

Laboratory Control Sample
A laboratory control sample (LCS) was included with each of the 14 analytical sample batches. The LCS includes all targeted compounds. TPH C_5-C_9 and TPH C_{10}-C_{15} are not calculated because the total mass of individual alkanes spiked onto the LCS is less than the reporting limit for those compound totals. No LCS recoveries were outside of the control limits.

Duplicates
Beacon performs passive soil-gas duplicate samples by analyzing the second pair of adsorbent traps included in all standard passive soil-gas samplers. Of the 814 relative percent difference (RPD) calculations on the 22 duplicates, 15 RPDs were outside of control limits. Therefore, 98% of all duplicate measurements were within the established control limits.

Matrix Spike/Matrix Spike Duplicate (MS/MSD)
Beacon performs passive soil-gas matrix spike/matrix spike duplicates by assigning samplers as MS/MSD samplers prior to field installation. MS/MSD passive soil-gas samplers include three pairs of adsorbent traps. Each pair is analyzed in the following order: (i) sample, (ii) matrix spike, (iii) matrix spike duplicate. The following compounds were assigned as matrix spike compounds and the samples were spiked with 125 ng of each component: 1,1-Dichloroethene, Benzene, Trichloroethene, Toluene, and Chlorobenzene. Eleven MS/MSDs were submitted to Beacon for analysis. Two single matrix spikes were also added at the laboratory, using the second set of adsorbent traps from samples SG-L1 and SG-L2, to include matrix spike quality controls in every sample batch. Four spike recoveries for 1,1-Dichloroethene were outside of control limits for the MS/MSD samples.

Ambient Air Control Samples
Beacon performs passive soil-gas ambient air control samples by exposing a sampler to the air during sample deployment and retrieval. Once the time to deploy and retrieve a sampler is standardized by personnel performing the fieldwork, a sampler is exposed for that amount of time during both deployment and retrieval at a designated location. Sample AA-1 reported no compounds above the method detection limits and sample AA-2 reported a 4 ng measurement of Toluene.

Discussion
In total, 208 field samples, 22 duplicates field samples, nine (9) trip blanks, 11 MS/MSD sample pairs, two (2) MS, and two (2) ambient air samples were received by Beacon on May 27 and 28, 2010.

Beacon's laboratory analyzed each sample for the targeted compounds. Analyses were complete June 3, 2010. An extensive review of the results was performed by Beacon personnel under the supervision of the laboratory director.

Demonstrated Linear Range of the GC-MS Instrumentation (EPA Method 8260C)
An initial six-point calibration is performed on the instrumentation from five (5) nanograms to 200 nanograms per analyte. Passive soil gas data that exceeds the upper calibration range, 200 ng, are estimates but are normally not flagged because the objective of the survey is to screen the site and report masses measured of target compounds and not concentrations. Reported values that are less than five times the reporting limit but greater than the MDL are qualified with a "J.

ALL DATA MEET REQUIREMENTS AS SPECIFIED IN THE BEACON ENVIRONMENTAL SERVICES, INC. QUALITY ASSURANCE PROJECT PLAN. RELEASE OF THE DATA CONTAINED IN THIS HARDCOPY DATA PACKAGE HAS BEEN AUTHORIZED BY THE LABORATORY MANAGER OR HIS SIGNEE, AS VERIFIED BY THE FOLLOWING SIGNATURE:



DATE 7/14/2010

Steven C. Thornley
Laboratory Director

Table 1

Table 1

Beacon Environmental Services, Inc.
323 Williams Street
Bel Air, MD 21014

Analysis by EPA Method 8260C (Modified)

Client Sample ID:		mb-1	lcs-1	DCS	mb-2	lcs-2	Trip-1
Project Number:			2315	2315		2315	2315
Lab File ID:		10052903	10052904	10052905	10052920	10052921	10052922
Received Date:							5/27/2010
Analysis Date:		5/29/2010	5/29/2010	5/29/2010	5/29/2010	5/29/2010	5/29/2010
Analysis Time:		10:09	10:28	10:52	15:52	16:12	16:36
Units:		ng	%REC	ng	ng	%REC	ng
COMPOUNDS	MDL						
Vinyl Chloride	1.5	<mdl	**84%**	**4.9 J**	<mdl	**90%**	<mdl
Trichlorofluoromethane (Freon 11)	1.5	<mdl	**86%**	**10.5**	<mdl	**89%**	<mdl
1,1-Dichloroethene	0.7	<mdl	**94%**	**5.6**	<mdl	**99%**	<mdl
Methylene Chloride	1.1	<mdl	**94%**	**5.4 J**	<mdl	**103%**	<mdl
1,1,2-Trichlorotrifluoroethane (Fr.113)	1.9	<mdl	**95%**	**3.7 J**	<mdl	**100%**	<mdl
trans-1,2-Dichloroethene	0.8	<mdl	**93%**	**5.2**	<mdl	**93%**	<mdl
Methyl-t-butyl ether	0.5	<mdl	**98%**	**5.1**	<mdl	**99%**	<mdl
1,1-Dichloroethane	0.4	<mdl	**98%**	**5.8**	<mdl	**99%**	<mdl
cis-1,2-Dichloroethene	0.5	<mdl	**101%**	**5.4**	<mdl	**102%**	<mdl
Chloroform	0.3	<mdl	**103%**	**5.9**	<mdl	**104%**	<mdl
1,2-Dichloroethane	0.3	<mdl	**102%**	**5.0**	<mdl	**105%**	<mdl
1,1,1-Trichloroethane	0.7	<mdl	**90%**	**5.6**	<mdl	**97%**	<mdl
Carbon Tetrachloride	0.7	<mdl	**90%**	**5.2**	<mdl	**93%**	<mdl
Benzene	0.5	<mdl	**102%**	**6.3**	<mdl	**104%**	<mdl
Trichloroethene	1.4	<mdl	**99%**	**5.3 J**	<mdl	**100%**	<mdl
1,4-Dioxane	0.9	<mdl	**106%**	**5.7**	<mdl	**108%**	<mdl
1,1,2-Trichloroethane	0.7	<mdl	**108%**	**5.9**	<mdl	**108%**	<mdl
Toluene	1.4	<mdl	**100%**	**5.9 J**	<mdl	**98%**	<mdl
1,2-Dibromoethane (EDB)	0.6	<mdl	**100%**	**4.5**	<mdl	**100%**	<mdl
Tetrachloroethene	0.6	<mdl	**95%**	**5.9**	<mdl	**93%**	<mdl
1,1,1,2-Tetrachloroethane	0.8	<mdl	**94%**	**5.7**	<mdl	**95%**	<mdl
Chlorobenzene	0.3	<mdl	**97%**	**5.7**	<mdl	**98%**	<mdl
Ethylbenzene	0.6	<mdl	**98%**	**5.6**	<mdl	**99%**	<mdl
p & m-Xylene	0.4	<mdl	**99%**	**5.4**	<mdl	**99%**	<mdl
1,1,2,2-Tetrachloroethane	0.5	<mdl	**98%**	**5.2**	<mdl	**105%**	<mdl
o-Xylene	1.2	<mdl	**97%**	**5.8 J**	<mdl	**101%**	<mdl
1,2,3-Trichloropropane	0.9	<mdl	**100%**	**3.4 J**	<mdl	**105%**	<mdl
Isopropylbenzene	0.6	<mdl	**100%**	**5.6**	<mdl	**99%**	<mdl
1,3,5-Trimethylbenzene	1.5	<mdl	**96%**	**5.9 J**	<mdl	**86%**	<mdl
1,2,4-Trimethylbenzene	1.6	<mdl	**96%**	**5.7 J**	<mdl	**97%**	<mdl
1,3-Dichlorobenzene	1.1	<mdl	**93%**	**4.3 J**	<mdl	**111%**	<mdl
1,4-Dichlorobenzene	1.5	<mdl	**101%**	**5.5 J**	<mdl	**99%**	<mdl
1,2-Dichlorobenzene	0.9	<mdl	**98%**	**5.3**	<mdl	**100%**	<mdl
1,2,4-Trichlorobenzene	1.0	<mdl	**101%**	**5.6**	<mdl	**98%**	<mdl
Naphthalene	1.2	<mdl	**105%**	**5.8 J**	<mdl	**104%**	<mdl
1,2,3-Trichlorobenzene	1.1	<mdl	**93%**	**4.9 J**	<mdl	**95%**	<mdl
2-Methylnaphthalene	1.1	<mdl	**107%**	**4.9 J**	<mdl	**107%**	<mdl
TPH C_5-C_9		<2,500		<2,500	<2,500		<2,500
TPH C_{10}-C_{15}		<2,500		<2,500	<2,500		<2,500

Results in nanograms (ng). MDL = Method detecion limit. J = Estimated value less than five (5) times the MDL.

Table 1

Beacon Environmental Services, Inc.
323 Williams Street
Bel Air, MD 21014

Analysis by EPA Method 8260C (Modified)

Client Sample ID:		SG-AE1	SGD-AE1	SG-AE2	SG-AE3	SG-AE4	SG-AE5
Project Number:		2315	2315	2315	2315	2315	2315
Lab File ID:		10052923	10052924	10052925	10052926	10052927	10052928
Received Date:		5/28/2010	5/28/2010	5/28/2010	5/28/2010	5/28/2010	5/28/2010
Analysis Date:		5/29/2010	5/29/2010	5/29/2010	5/29/2010	5/29/2010	5/29/2010
Analysis Time:		16:55	17:15	17:34	17:54	18:14	18:33
Units:		ng	ng	ng	ng	ng	ng
COMPOUNDS	MDL						
Vinyl Chloride	1.5	<mdl	<mdl	<mdl	<mdl	<mdl	<mdl
Trichlorofluoromethane (Freon 11)	1.5	<mdl	<mdl	<mdl	<mdl	<mdl	<mdl
1,1-Dichloroethene	0.7	<mdl	<mdl	<mdl	<mdl	<mdl	<mdl
Methylene Chloride	1.1	<mdl	<mdl	<mdl	<mdl	<mdl	**9**
1,1,2-Trichlorotrifluoroethane (Fr.113)	1.9	<mdl	<mdl	<mdl	<mdl	<mdl	<mdl
trans-1,2-Dichloroethene	0.8	<mdl	<mdl	<mdl	<mdl	<mdl	<mdl
Methyl-t-butyl ether	0.5	<mdl	<mdl	<mdl	<mdl	<mdl	<mdl
1,1-Dichloroethane	0.4	<mdl	<mdl	<mdl	<mdl	<mdl	<mdl
cis-1,2-Dichloroethene	0.5	<mdl	<mdl	<mdl	<mdl	<mdl	<mdl
Chloroform	0.3	<mdl	<mdl	<mdl	<mdl	<mdl	**7**
1,2-Dichloroethane	0.3	<mdl	<mdl	<mdl	<mdl	<mdl	<mdl
1,1,1-Trichloroethane	0.7	<mdl	<mdl	<mdl	<mdl	<mdl	<mdl
Carbon Tetrachloride	0.7	<mdl	<mdl	<mdl	<mdl	<mdl	<mdl
Benzene	0.5	<mdl	<mdl	**8**	**4**	<mdl	**4**
Trichloroethene	1.4	<mdl	<mdl	<mdl	<mdl	<mdl	<mdl
1,4-Dioxane	0.9	<mdl	<mdl	<mdl	<mdl	<mdl	<mdl
1,1,2-Trichloroethane	0.7	<mdl	<mdl	<mdl	<mdl	<mdl	<mdl
Toluene	1.4	**5 J**	**4 J**	**6 J**	**3 J**	**4 J**	**6 J**
1,2-Dibromoethane (EDB)	0.6	<mdl	<mdl	<mdl	<mdl	<mdl	<mdl
Tetrachloroethene	0.6	<mdl	<mdl	<mdl	<mdl	<mdl	<mdl
1,1,1,2-Tetrachloroethane	0.8	<mdl	<mdl	<mdl	<mdl	<mdl	<mdl
Chlorobenzene	0.3	<mdl	<mdl	<mdl	<mdl	<mdl	<mdl
Ethylbenzene	0.6	<mdl	<mdl	<mdl	<mdl	<mdl	<mdl
p & m-Xylene	0.4	<mdl	<mdl	<mdl	<mdl	<mdl	<mdl
1,1,2,2-Tetrachloroethane	0.5	<mdl	<mdl	<mdl	<mdl	<mdl	<mdl
o-Xylene	1.2	<mdl	<mdl	<mdl	<mdl	<mdl	<mdl
1,2,3-Trichloropropane	0.9	<mdl	<mdl	<mdl	<mdl	<mdl	<mdl
Isopropylbenzene	0.6	<mdl	<mdl	<mdl	<mdl	<mdl	<mdl
1,3,5-Trimethylbenzene	1.5	<mdl	<mdl	<mdl	<mdl	<mdl	<mdl
1,2,4-Trimethylbenzene	1.6	<mdl	<mdl	<mdl	<mdl	<mdl	<mdl
1,3-Dichlorobenzene	1.1	<mdl	<mdl	<mdl	<mdl	<mdl	<mdl
1,4-Dichlorobenzene	1.5	<mdl	<mdl	<mdl	<mdl	<mdl	<mdl
1,2-Dichlorobenzene	0.9	<mdl	<mdl	<mdl	<mdl	<mdl	<mdl
1,2,4-Trichlorobenzene	1.0	<mdl	<mdl	<mdl	<mdl	<mdl	<mdl
Naphthalene	1.2	**3 J**	<mdl	<mdl	**4 J**	<mdl	<mdl
1,2,3-Trichlorobenzene	1.1	<mdl	<mdl	<mdl	<mdl	<mdl	<mdl
2-Methylnaphthalene	1.1	<mdl	<mdl	<mdl	<mdl	<mdl	<mdl
TPH C_5-C_9		**3,498**	**2,554**	<2,500	<2,500	<2,500	**2,969**
TPH C_{10}-C_{15}		<2,500	<2,500	<2,500	<2,500	<2,500	<2,500

Results in nanograms (ng). MDL = Method detecion limit. J = Estimated value less than five (5) times the MDL.

Table 1

Beacon Environmental Services, Inc.
323 Williams Street
Bel Air, MD 21014

Analysis by EPA Method 8260C (Modified)

Client Sample ID:		SG-AE6	SG-AE7	SGD-AE7	SG-AE8	SG-AE9	SG-AE10
Project Number:		2315	2315	2315	2315	2315	2315
Lab File ID:		10052929	10052930	10052931	10052932	10052933	10052934
Received Date:		5/28/2010	5/28/2010	5/28/2010	5/28/2010	5/28/2010	5/28/2010
Analysis Date:		5/29/2010	5/29/2010	5/29/2010	5/29/2010	5/29/2010	5/29/2010
Analysis Time:		18:52	19:12	19:31	19:51	20:10	20:29
Units:		ng	ng	ng	ng	ng	ng
COMPOUNDS	MDL						
Vinyl Chloride	1.5	<mdl	<mdl	<mdl	<mdl	<mdl	<mdl
Trichlorofluoromethane (Freon 11)	1.5	<mdl	<mdl	<mdl	<mdl	<mdl	<mdl
1,1-Dichloroethene	0.7	<mdl	<mdl	<mdl	<mdl	<mdl	<mdl
Methylene Chloride	1.1	<mdl	<mdl	<mdl	<mdl	<mdl	<mdl
1,1,2-Trichlorotrifluoroethane (Fr.113)	1.9	<mdl	<mdl	<mdl	<mdl	<mdl	<mdl
trans-1,2-Dichloroethene	0.8	<mdl	<mdl	<mdl	<mdl	<mdl	<mdl
Methyl-t-butyl ether	0.5	<mdl	<mdl	<mdl	<mdl	<mdl	<mdl
1,1-Dichloroethane	0.4	<mdl	<mdl	<mdl	<mdl	<mdl	<mdl
cis-1,2-Dichloroethene	0.5	<mdl	<mdl	<mdl	<mdl	<mdl	<mdl
Chloroform	0.3	<mdl	<mdl	<mdl	<mdl	<mdl	<mdl
1,2-Dichloroethane	0.3	<mdl	<mdl	<mdl	<mdl	<mdl	<mdl
1,1,1-Trichloroethane	0.7	<mdl	<mdl	<mdl	<mdl	<mdl	<mdl
Carbon Tetrachloride	0.7	<mdl	<mdl	<mdl	<mdl	<mdl	<mdl
Benzene	0.5	<mdl	<mdl	<mdl	<mdl	<mdl	<mdl
Trichloroethene	1.4	<mdl	<mdl	<mdl	<mdl	<mdl	<mdl
1,4-Dioxane	0.9	<mdl	<mdl	<mdl	<mdl	<mdl	<mdl
1,1,2-Trichloroethane	0.7	<mdl	<mdl	<mdl	<mdl	<mdl	<mdl
Toluene	1.4	**5 J**	**4 J**	**4 J**	**4 J**	**4 J**	**3 J**
1,2-Dibromoethane (EDB)	0.6	<mdl	<mdl	<mdl	<mdl	<mdl	<mdl
Tetrachloroethene	0.6	<mdl	<mdl	<mdl	<mdl	<mdl	<mdl
1,1,1,2-Tetrachloroethane	0.8	<mdl	<mdl	<mdl	<mdl	<mdl	<mdl
Chlorobenzene	0.3	<mdl	<mdl	<mdl	<mdl	<mdl	<mdl
Ethylbenzene	0.6	<mdl	<mdl	<mdl	<mdl	<mdl	<mdl
p & m-Xylene	0.4	<mdl	<mdl	<mdl	<mdl	<mdl	<mdl
1,1,2,2-Tetrachloroethane	0.5	<mdl	<mdl	<mdl	<mdl	<mdl	<mdl
o-Xylene	1.2	<mdl	<mdl	<mdl	<mdl	<mdl	<mdl
1,2,3-Trichloropropane	0.9	<mdl	<mdl	<mdl	<mdl	<mdl	<mdl
Isopropylbenzene	0.6	<mdl	<mdl	<mdl	<mdl	<mdl	<mdl
1,3,5-Trimethylbenzene	1.5	<mdl	<mdl	<mdl	<mdl	<mdl	<mdl
1,2,4-Trimethylbenzene	1.6	<mdl	<mdl	<mdl	<mdl	<mdl	<mdl
1,3-Dichlorobenzene	1.1	<mdl	<mdl	<mdl	<mdl	<mdl	<mdl
1,4-Dichlorobenzene	1.5	<mdl	<mdl	<mdl	<mdl	<mdl	<mdl
1,2-Dichlorobenzene	0.9	<mdl	<mdl	<mdl	<mdl	<mdl	<mdl
1,2,4-Trichlorobenzene	1.0	<mdl	<mdl	<mdl	<mdl	<mdl	<mdl
Naphthalene	1.2	<mdl	**4 J**	<mdl	**6 J**	**7**	**6**
1,2,3-Trichlorobenzene	1.1	<mdl	<mdl	<mdl	<mdl	<mdl	<mdl
2-Methylnaphthalene	1.1	<mdl	<mdl	<mdl	<mdl	<mdl	**8**
TPH C_5-C_9		**2,812**	**2,787**	**3,846**	**3,677**	<2,500	<2,500
TPH C_{10}-C_{15}		<2,500	<2,500	<2,500	<2,500	<2,500	<2,500

Results in nanograms (ng). MDL = Method detecion limit. J = Estimated value less than five (5) times the MDL.

Table 1

Beacon Environmental Services, Inc.
323 Williams Street
Bel Air, MD 21014

Analysis by EPA Method 8260C (Modified)

Client Sample ID:		SG-AE11	SG-AE12	SG-AE13	SG-AE14	SG-AE15	SGD-AE15
Project Number:		2315	2315	2315	2315	2315	2315
Lab File ID:		10052935	10052936	10052937	10052938	10052939	10052940
Received Date:		5/28/2010	5/28/2010	5/28/2010	5/28/2010	5/28/2010	5/28/2010
Analysis Date:		5/29/2010	5/29/2010	5/29/2010	5/29/2010	5/29/2010	5/29/2010
Analysis Time:		20:49	21:08	21:28	21:47	22:07	22:26
Units:		ng	ng	ng	ng	ng	ng
COMPOUNDS	MDL						
Vinyl Chloride	1.5	<mdl	<mdl	<mdl	<mdl	<mdl	<mdl
Trichlorofluoromethane (Freon 11)	1.5	<mdl	<mdl	<mdl	<mdl	<mdl	<mdl
1,1-Dichloroethene	0.7	<mdl	<mdl	<mdl	<mdl	<mdl	<mdl
Methylene Chloride	1.1	<mdl	<mdl	<mdl	<mdl	<mdl	<mdl
1,1,2-Trichlorotrifluoroethane (Fr.113)	1.9	<mdl	<mdl	<mdl	<mdl	<mdl	<mdl
trans-1,2-Dichloroethene	0.8	<mdl	<mdl	<mdl	<mdl	<mdl	<mdl
Methyl-t-butyl ether	0.5	<mdl	<mdl	<mdl	<mdl	<mdl	<mdl
1,1-Dichloroethane	0.4	<mdl	<mdl	<mdl	<mdl	<mdl	<mdl
cis-1,2-Dichloroethene	0.5	<mdl	<mdl	<mdl	<mdl	<mdl	<mdl
Chloroform	0.3	<mdl	<mdl	<mdl	<mdl	<mdl	<mdl
1,2-Dichloroethane	0.3	<mdl	<mdl	<mdl	<mdl	<mdl	<mdl
1,1,1-Trichloroethane	0.7	<mdl	<mdl	<mdl	<mdl	<mdl	<mdl
Carbon Tetrachloride	0.7	<mdl	<mdl	<mdl	<mdl	<mdl	<mdl
Benzene	0.5	<mdl	**4**	**3**	<mdl	**4**	**4**
Trichloroethene	1.4	<mdl	<mdl	<mdl	<mdl	<mdl	<mdl
1,4-Dioxane	0.9	<mdl	<mdl	<mdl	<mdl	<mdl	<mdl
1,1,2-Trichloroethane	0.7	<mdl	<mdl	<mdl	<mdl	<mdl	<mdl
Toluene	1.4	**6 J**	**7 J**	**5 J**	**9**	**4 J**	**4 J**
1,2-Dibromoethane (EDB)	0.6	<mdl	<mdl	<mdl	<mdl	<mdl	<mdl
Tetrachloroethene	0.6	<mdl	<mdl	<mdl	<mdl	<mdl	<mdl
1,1,1,2-Tetrachloroethane	0.8	<mdl	<mdl	<mdl	<mdl	<mdl	<mdl
Chlorobenzene	0.3	<mdl	<mdl	<mdl	<mdl	<mdl	<mdl
Ethylbenzene	0.6	<mdl	<mdl	<mdl	<mdl	<mdl	<mdl
p & m-Xylene	0.4	<mdl	<mdl	<mdl	<mdl	<mdl	<mdl
1,1,2,2-Tetrachloroethane	0.5	<mdl	<mdl	<mdl	<mdl	<mdl	<mdl
o-Xylene	1.2	<mdl	<mdl	<mdl	<mdl	<mdl	<mdl
1,2,3-Trichloropropane	0.9	<mdl	<mdl	<mdl	<mdl	<mdl	<mdl
Isopropylbenzene	0.6	<mdl	<mdl	<mdl	<mdl	<mdl	<mdl
1,3,5-Trimethylbenzene	1.5	<mdl	<mdl	<mdl	<mdl	<mdl	<mdl
1,2,4-Trimethylbenzene	1.6	<mdl	<mdl	<mdl	<mdl	<mdl	<mdl
1,3-Dichlorobenzene	1.1	<mdl	<mdl	<mdl	<mdl	<mdl	<mdl
1,4-Dichlorobenzene	1.5	<mdl	<mdl	<mdl	<mdl	<mdl	<mdl
1,2-Dichlorobenzene	0.9	<mdl	<mdl	<mdl	<mdl	<mdl	<mdl
1,2,4-Trichlorobenzene	1.0	<mdl	<mdl	<mdl	<mdl	<mdl	<mdl
Naphthalene	1.2	**11**	<mdl	**5 J**	**6**	**3 J**	<mdl
1,2,3-Trichlorobenzene	1.1	<mdl	<mdl	<mdl	<mdl	<mdl	<mdl
2-Methylnaphthalene	1.1	<mdl	<mdl	<mdl	<mdl	<mdl	<mdl
TPH C_5-C_9		<2,500	**2,933**	**4,916**	<2,500	<2,500	<2,500
TPH C_{10}-C_{15}		<2,500	<2,500	<2,500	<2,500	<2,500	<2,500

Results in nanograms (ng). MDL = Method detecion limit. J = Estimated value less than five (5) times the MDL.

Table 1

Beacon Environmental Services, Inc.
323 Williams Street
Bel Air, MD 21014

Analysis by EPA Method 8260C (Modified)

Client Sample ID:		SG-AN4	MS-AN4	MSD-AN4	mb-3	lcs-3	SG-AE16
Project Number:		2315	2315	2315		2315	2315
Lab File ID:		10052941	10052942	10052943	10052946	10052947	10052948
Received Date:		5/27/2010	5/27/2010	5/27/2010			5/28/2010
Analysis Date:		5/29/2010	5/29/2010	5/29/2010	5/30/2010	5/30/2010	5/30/2010
Analysis Time:		22:46	23:05	23:25	12:28	12:47	1:11
Units:		ng	ng	ng	ng	%REC	ng
COMPOUNDS	MDL						
Vinyl Chloride	1.5	<mdl	<mdl	<mdl	<mdl	**90%**	<mdl
Trichlorofluoromethane (Freon 11)	1.5	<mdl	<mdl	<mdl	<mdl	**92%**	<mdl
1,1-Dichloroethene	0.7	<mdl	**131**	**117**	<mdl	**105%**	<mdl
Methylene Chloride	1.1	<mdl	<mdl	<mdl	<mdl	**106%**	<mdl
1,1,2-Trichlorotrifluoroethane (Fr.113)	1.9	<mdl	<mdl	<mdl	<mdl	**103%**	<mdl
trans-1,2-Dichloroethene	0.8	<mdl	<mdl	<mdl	<mdl	**104%**	<mdl
Methyl-t-butyl ether	0.5	<mdl	<mdl	<mdl	<mdl	**103%**	<mdl
1,1-Dichloroethane	0.4	<mdl	<mdl	<mdl	<mdl	**105%**	<mdl
cis-1,2-Dichloroethene	0.5	<mdl	<mdl	<mdl	<mdl	**110%**	<mdl
Chloroform	0.3	<mdl	<mdl	<mdl	<mdl	**110%**	<mdl
1,2-Dichloroethane	0.3	<mdl	<mdl	<mdl	<mdl	**114%**	<mdl
1,1,1-Trichloroethane	0.7	<mdl	<mdl	<mdl	<mdl	**97%**	<mdl
Carbon Tetrachloride	0.7	<mdl	<mdl	<mdl	<mdl	**92%**	<mdl
Benzene	0.5	<mdl	**130**	**136**	<mdl	**110%**	<mdl
Trichloroethene	1.4	<mdl	**123**	**124**	<mdl	**110%**	<mdl
1,4-Dioxane	0.9	<mdl	<mdl	<mdl	<mdl	**118%**	<mdl
1,1,2-Trichloroethane	0.7	<mdl	<mdl	<mdl	<mdl	**111%**	<mdl
Toluene	1.4	<mdl	**124**	**128**	<mdl	**99%**	<mdl
1,2-Dibromoethane (EDB)	0.6	<mdl	<mdl	<mdl	<mdl	**105%**	<mdl
Tetrachloroethene	0.6	<mdl	<mdl	<mdl	<mdl	**93%**	<mdl
1,1,1,2-Tetrachloroethane	0.8	<mdl	<mdl	<mdl	<mdl	**92%**	<mdl
Chlorobenzene	0.3	<mdl	**114**	**120**	<mdl	**98%**	<mdl
Ethylbenzene	0.6	<mdl	<mdl	<mdl	<mdl	**100%**	<mdl
p & m-Xylene	0.4	<mdl	<mdl	<mdl	<mdl	**98%**	<mdl
1,1,2,2-Tetrachloroethane	0.5	<mdl	<mdl	<mdl	<mdl	**106%**	<mdl
o-Xylene	1.2	<mdl	<mdl	<mdl	<mdl	**98%**	<mdl
1,2,3-Trichloropropane	0.9	<mdl	<mdl	<mdl	<mdl	**110%**	<mdl
Isopropylbenzene	0.6	<mdl	<mdl	<mdl	<mdl	**98%**	<mdl
1,3,5-Trimethylbenzene	1.5	<mdl	<mdl	<mdl	<mdl	**98%**	<mdl
1,2,4-Trimethylbenzene	1.6	<mdl	<mdl	<mdl	<mdl	**97%**	<mdl
1,3-Dichlorobenzene	1.1	<mdl	<mdl	<mdl	<mdl	**98%**	<mdl
1,4-Dichlorobenzene	1.5	<mdl	<mdl	<mdl	<mdl	**105%**	<mdl
1,2-Dichlorobenzene	0.9	<mdl	<mdl	<mdl	<mdl	**93%**	<mdl
1,2,4-Trichlorobenzene	1.0	<mdl	<mdl	<mdl	<mdl	**105%**	<mdl
Naphthalene	1.2	**3 J**	**5 J**	**5 J**	<mdl	**105%**	<mdl
1,2,3-Trichlorobenzene	1.1	<mdl	<mdl	<mdl	<mdl	**90%**	<mdl
2-Methylnaphthalene	1.1	<mdl	<mdl	<mdl	<mdl	**108%**	<mdl
TPH C_5-C_9		<2,500	<2,500	**3,320**	<2,500		<2,500
TPH C_{10}-C_{15}		<2,500	<2,500	<2,500	<2,500		<2,500

Results in nanograms (ng). MDL = Method detecion limit. J = Estimated value less than five (5) times the MDL.

Table 1

Beacon Environmental Services, Inc.
323 Williams Street
Bel Air, MD 21014

Analysis by EPA Method 8260C (Modified)

Client Sample ID:		SG-AE17	SG-AE18	SG-AE19	SG-AE20	Trip-2	SG-AE21
Project Number:		2315	2315	2315	2315	2315	2315
Lab File ID:		10052949	10052950	10052951	10052952	10052953	10052954
Received Date:		5/28/2010	5/28/2010	5/28/2010	5/28/2010	5/27/2010	5/28/2010
Analysis Date:		5/30/2010	5/30/2010	5/30/2010	5/30/2010	5/30/2010	5/30/2010
Analysis Time:		1:31	1:50	2:09	2:29	2:48	3:08
Units:		ng	ng	ng	ng	ng	ng
COMPOUNDS	MDL						
Vinyl Chloride	1.5	<mdl	<mdl	<mdl	<mdl	<mdl	<mdl
Trichlorofluoromethane (Freon 11)	1.5	<mdl	<mdl	<mdl	<mdl	<mdl	<mdl
1,1-Dichloroethene	0.7	<mdl	<mdl	<mdl	<mdl	<mdl	<mdl
Methylene Chloride	1.1	<mdl	<mdl	<mdl	<mdl	<mdl	<mdl
1,1,2-Trichlorotrifluoroethane (Fr.113)	1.9	<mdl	<mdl	<mdl	<mdl	<mdl	<mdl
trans-1,2-Dichloroethene	0.8	<mdl	<mdl	<mdl	<mdl	<mdl	<mdl
Methyl-t-butyl ether	0.5	<mdl	<mdl	<mdl	<mdl	<mdl	<mdl
1,1-Dichloroethane	0.4	<mdl	<mdl	<mdl	<mdl	<mdl	<mdl
cis-1,2-Dichloroethene	0.5	<mdl	<mdl	<mdl	<mdl	<mdl	<mdl
Chloroform	0.3	<mdl	<mdl	<mdl	<mdl	<mdl	<mdl
1,2-Dichloroethane	0.3	<mdl	<mdl	<mdl	<mdl	<mdl	<mdl
1,1,1-Trichloroethane	0.7	<mdl	<mdl	<mdl	<mdl	<mdl	<mdl
Carbon Tetrachloride	0.7	<mdl	<mdl	<mdl	<mdl	<mdl	<mdl
Benzene	0.5	**4**	**4**	**7**	**6**	<mdl	**5**
Trichloroethene	1.4	<mdl	<mdl	<mdl	<mdl	<mdl	<mdl
1,4-Dioxane	0.9	<mdl	<mdl	<mdl	<mdl	<mdl	<mdl
1,1,2-Trichloroethane	0.7	<mdl	<mdl	<mdl	<mdl	<mdl	<mdl
Toluene	1.4	**4 J**	**6 J**	**7 J**	**5 J**	<mdl	**5 J**
1,2-Dibromoethane (EDB)	0.6	<mdl	<mdl	<mdl	<mdl	<mdl	<mdl
Tetrachloroethene	0.6	<mdl	<mdl	<mdl	<mdl	<mdl	<mdl
1,1,1,2-Tetrachloroethane	0.8	<mdl	<mdl	<mdl	<mdl	<mdl	<mdl
Chlorobenzene	0.3	<mdl	<mdl	<mdl	<mdl	<mdl	<mdl
Ethylbenzene	0.6	<mdl	<mdl	<mdl	<mdl	<mdl	<mdl
p & m-Xylene	0.4	<mdl	<mdl	<mdl	<mdl	<mdl	<mdl
1,1,2,2-Tetrachloroethane	0.5	<mdl	<mdl	<mdl	<mdl	<mdl	<mdl
o-Xylene	1.2	<mdl	<mdl	<mdl	<mdl	<mdl	<mdl
1,2,3-Trichloropropane	0.9	<mdl	<mdl	<mdl	<mdl	<mdl	<mdl
Isopropylbenzene	0.6	<mdl	<mdl	<mdl	<mdl	<mdl	<mdl
1,3,5-Trimethylbenzene	1.5	<mdl	<mdl	<mdl	<mdl	<mdl	<mdl
1,2,4-Trimethylbenzene	1.6	<mdl	<mdl	<mdl	<mdl	<mdl	<mdl
1,3-Dichlorobenzene	1.1	<mdl	<mdl	<mdl	<mdl	<mdl	<mdl
1,4-Dichlorobenzene	1.5	<mdl	<mdl	<mdl	<mdl	<mdl	<mdl
1,2-Dichlorobenzene	0.9	<mdl	<mdl	<mdl	<mdl	<mdl	<mdl
1,2,4-Trichlorobenzene	1.0	<mdl	<mdl	<mdl	<mdl	<mdl	<mdl
Naphthalene	1.2	**4 J**	<mdl	**6 J**	<mdl	<mdl	**3 J**
1,2,3-Trichlorobenzene	1.1	<mdl	<mdl	<mdl	<mdl	<mdl	<mdl
2-Methylnaphthalene	1.1	<mdl	<mdl	<mdl	<mdl	<mdl	<mdl
TPH C_5-C_9		<2,500	<2,500	<2,500	**3,077**	<2,500	**3,916**
TPH C_{10}-C_{15}		<2,500	<2,500	<2,500	<2,500	<2,500	<2,500

Results in nanograms (ng). MDL = Method detecion limit. J = Estimated value less than five (5) times the MDL.

Table 1

Beacon Environmental Services, Inc.
323 Williams Street
Bel Air, MD 21014

Analysis by EPA Method 8260C (Modified)

Client Sample ID:		SG-AE22	SG-AE23	SG-AE24	SG-AE25	SG-AE26	SGD-AE26
Project Number:		2315	2315	2315	2315	2315	2315
Lab File ID:		10052955	10052956	10052957	10052958	10052959	10052960
Received Date:		5/28/2010	5/28/2010	5/28/2010	5/28/2010	5/28/2010	5/28/2010
Analysis Date:		5/30/2010	5/30/2010	5/30/2010	5/30/2010	5/30/2010	5/30/2010
Analysis Time:		3:27	3:47	4:06	4:26	4:46	5:05
Units:		ng	ng	ng	ng	ng	ng
COMPOUNDS	MDL						
Vinyl Chloride	1.5	<mdl	<mdl	<mdl	<mdl	<mdl	<mdl
Trichlorofluoromethane (Freon 11)	1.5	<mdl	<mdl	<mdl	<mdl	<mdl	<mdl
1,1-Dichloroethene	0.7	<mdl	<mdl	<mdl	<mdl	<mdl	<mdl
Methylene Chloride	1.1	<mdl	<mdl	<mdl	<mdl	<mdl	<mdl
1,1,2-Trichlorotrifluoroethane (Fr.113)	1.9	<mdl	<mdl	<mdl	<mdl	<mdl	<mdl
trans-1,2-Dichloroethene	0.8	<mdl	<mdl	<mdl	<mdl	<mdl	<mdl
Methyl-t-butyl ether	0.5	<mdl	<mdl	<mdl	<mdl	<mdl	**4**
1,1-Dichloroethane	0.4	<mdl	<mdl	<mdl	<mdl	<mdl	<mdl
cis-1,2-Dichloroethene	0.5	<mdl	<mdl	<mdl	<mdl	<mdl	<mdl
Chloroform	0.3	<mdl	<mdl	<mdl	<mdl	<mdl	<mdl
1,2-Dichloroethane	0.3	<mdl	<mdl	<mdl	<mdl	<mdl	<mdl
1,1,1-Trichloroethane	0.7	<mdl	<mdl	<mdl	<mdl	<mdl	<mdl
Carbon Tetrachloride	0.7	<mdl	<mdl	<mdl	<mdl	<mdl	<mdl
Benzene	0.5	**4**	**4**	<mdl	**4**	**4**	**5**
Trichloroethene	1.4	<mdl	<mdl	<mdl	<mdl	<mdl	<mdl
1,4-Dioxane	0.9	<mdl	<mdl	<mdl	<mdl	<mdl	<mdl
1,1,2-Trichloroethane	0.7	<mdl	<mdl	<mdl	<mdl	<mdl	<mdl
Toluene	1.4	**6 J**	**6 J**	<mdl	**4 J**	**6 J**	**9**
1,2-Dibromoethane (EDB)	0.6	<mdl	<mdl	<mdl	<mdl	<mdl	<mdl
Tetrachloroethene	0.6	<mdl	<mdl	<mdl	<mdl	<mdl	<mdl
1,1,1,2-Tetrachloroethane	0.8	<mdl	<mdl	<mdl	<mdl	<mdl	<mdl
Chlorobenzene	0.3	<mdl	<mdl	<mdl	<mdl	<mdl	<mdl
Ethylbenzene	0.6	<mdl	<mdl	<mdl	<mdl	<mdl	<mdl
p & m-Xylene	0.4	<mdl	<mdl	<mdl	<mdl	<mdl	<mdl
1,1,2,2-Tetrachloroethane	0.5	<mdl	<mdl	<mdl	<mdl	<mdl	<mdl
o-Xylene	1.2	<mdl	<mdl	<mdl	<mdl	<mdl	<mdl
1,2,3-Trichloropropane	0.9	<mdl	<mdl	<mdl	<mdl	<mdl	<mdl
Isopropylbenzene	0.6	<mdl	<mdl	<mdl	<mdl	<mdl	<mdl
1,3,5-Trimethylbenzene	1.5	<mdl	<mdl	<mdl	<mdl	<mdl	<mdl
1,2,4-Trimethylbenzene	1.6	<mdl	<mdl	<mdl	<mdl	<mdl	<mdl
1,3-Dichlorobenzene	1.1	<mdl	<mdl	<mdl	<mdl	<mdl	<mdl
1,4-Dichlorobenzene	1.5	<mdl	<mdl	<mdl	<mdl	<mdl	<mdl
1,2-Dichlorobenzene	0.9	<mdl	<mdl	<mdl	<mdl	<mdl	<mdl
1,2,4-Trichlorobenzene	1.0	<mdl	<mdl	<mdl	<mdl	<mdl	<mdl
Naphthalene	1.2	<mdl	<mdl	<mdl	<mdl	<mdl	<mdl
1,2,3-Trichlorobenzene	1.1	<mdl	<mdl	<mdl	<mdl	<mdl	<mdl
2-Methylnaphthalene	1.1	<mdl	<mdl	<mdl	<mdl	<mdl	<mdl
TPH C_5-C_9		<2,500	<2,500	<2,500	**2,987**	**2,604**	**3,087**
TPH C_{10}-C_{15}		<2,500	<2,500	<2,500	<2,500	<2,500	<2,500

Results in nanograms (ng). MDL = Method detecion limit. J = Estimated value less than five (5) times the MDL.

Table 1

Beacon Environmental Services, Inc.
323 Williams Street
Bel Air, MD 21014

Analysis by EPA Method 8260C (Modified)

Client Sample ID:		SG-AE27	SG-AE28	SG-AE29	SG-AE30	SG-AE31	SGD-AE31
Project Number:		2315	2315	2315	2315	2315	2315
Lab File ID:		10052961	10052962	10052963	10052964	10052965	10052966
Received Date:		5/28/2010	5/28/2010	5/28/2010	5/28/2010	5/28/2010	5/28/2010
Analysis Date:		5/30/2010	5/30/2010	5/30/2010	5/30/2010	5/30/2010	5/30/2010
Analysis Time:		5:25	5:45	6:04	6:24	6:43	7:02
Units:		ng	ng	ng	ng	ng	ng
COMPOUNDS	MDL						
Vinyl Chloride	1.5	<mdl	<mdl	<mdl	<mdl	<mdl	<mdl
Trichlorofluoromethane (Freon 11)	1.5	<mdl	<mdl	<mdl	<mdl	<mdl	<mdl
1,1-Dichloroethene	0.7	<mdl	<mdl	<mdl	<mdl	<mdl	<mdl
Methylene Chloride	1.1	<mdl	<mdl	<mdl	<mdl	<mdl	<mdl
1,1,2-Trichlorotrifluoroethane (Fr.113)	1.9	<mdl	<mdl	<mdl	<mdl	<mdl	<mdl
trans-1,2-Dichloroethene	0.8	<mdl	<mdl	<mdl	<mdl	<mdl	<mdl
Methyl-t-butyl ether	0.5	**4**	<mdl	<mdl	<mdl	<mdl	**4**
1,1-Dichloroethane	0.4	<mdl	<mdl	<mdl	<mdl	<mdl	<mdl
cis-1,2-Dichloroethene	0.5	<mdl	<mdl	<mdl	<mdl	<mdl	<mdl
Chloroform	0.3	<mdl	**8**	<mdl	<mdl	**9**	**12**
1,2-Dichloroethane	0.3	<mdl	<mdl	<mdl	<mdl	<mdl	<mdl
1,1,1-Trichloroethane	0.7	<mdl	<mdl	<mdl	<mdl	<mdl	<mdl
Carbon Tetrachloride	0.7	<mdl	<mdl	<mdl	<mdl	<mdl	<mdl
Benzene	0.5	**6**	**5**	<mdl	**4**	**4**	**5**
Trichloroethene	1.4	<mdl	<mdl	<mdl	<mdl	<mdl	<mdl
1,4-Dioxane	0.9	<mdl	<mdl	<mdl	<mdl	<mdl	<mdl
1,1,2-Trichloroethane	0.7	<mdl	<mdl	<mdl	<mdl	<mdl	<mdl
Toluene	1.4	**11**	**11**	**7 J**	**5 J**	**10**	**9**
1,2-Dibromoethane (EDB)	0.6	<mdl	<mdl	<mdl	<mdl	<mdl	<mdl
Tetrachloroethene	0.6	<mdl	<mdl	<mdl	<mdl	<mdl	<mdl
1,1,1,2-Tetrachloroethane	0.8	<mdl	<mdl	<mdl	<mdl	<mdl	<mdl
Chlorobenzene	0.3	<mdl	<mdl	<mdl	<mdl	<mdl	<mdl
Ethylbenzene	0.6	<mdl	<mdl	<mdl	<mdl	<mdl	<mdl
p & m-Xylene	0.4	<mdl	<mdl	<mdl	<mdl	<mdl	<mdl
1,1,2,2-Tetrachloroethane	0.5	<mdl	<mdl	<mdl	<mdl	<mdl	<mdl
o-Xylene	1.2	<mdl	<mdl	<mdl	<mdl	<mdl	<mdl
1,2,3-Trichloropropane	0.9	<mdl	<mdl	<mdl	<mdl	<mdl	<mdl
Isopropylbenzene	0.6	<mdl	<mdl	<mdl	<mdl	<mdl	<mdl
1,3,5-Trimethylbenzene	1.5	<mdl	<mdl	<mdl	<mdl	<mdl	<mdl
1,2,4-Trimethylbenzene	1.6	<mdl	<mdl	<mdl	<mdl	<mdl	<mdl
1,3-Dichlorobenzene	1.1	<mdl	<mdl	<mdl	<mdl	<mdl	<mdl
1,4-Dichlorobenzene	1.5	<mdl	<mdl	<mdl	<mdl	<mdl	<mdl
1,2-Dichlorobenzene	0.9	<mdl	<mdl	<mdl	<mdl	<mdl	<mdl
1,2,4-Trichlorobenzene	1.0	<mdl	<mdl	<mdl	<mdl	<mdl	<mdl
Naphthalene	1.2	<mdl	**3 J**	**300**	**6 J**	**4 J**	**3 J**
1,2,3-Trichlorobenzene	1.1	<mdl	<mdl	<mdl	<mdl	<mdl	<mdl
2-Methylnaphthalene	1.1	<mdl	<mdl	**94**	<mdl	<mdl	<mdl
TPH C_5-C_9		<2,500	**8,080**	<2,500	<2,500	<2,500	**2,516**
TPH C_{10}-C_{15}		<2,500	<2,500	<2,500	<2,500	<2,500	<2,500

Results in nanograms (ng). MDL = Method detecion limit. J = Estimated value less than five (5) times the MDL.

Table 1

Beacon Environmental Services, Inc.
323 Williams Street
Bel Air, MD 21014

Analysis by EPA Method 8260C (Modified)

Client Sample ID:		SG-AN8	MS-AN8	MSD-AN8	mb-4	lcs-4	SG-AE32
Project Number:		2315	2315	2315		2315	2315
Lab File ID:		10052967	10052968	10052969	10053003	10053004	10053005
Received Date:		5/27/2010	5/27/2010	5/27/2010			5/28/2010
Analysis Date:		5/30/2010	5/30/2010	5/30/2010	5/30/2010	5/30/2010	5/30/2010
Analysis Time:		7:22	7:41	8:00	12:18	12:38	13:01
Units:		ng	ng	ng	ng	%REC	ng
COMPOUNDS	MDL						
Vinyl Chloride	1.5	<mdl	<mdl	<mdl	<mdl	**89%**	<mdl
Trichlorofluoromethane (Freon 11)	1.5	<mdl	<mdl	<mdl	<mdl	**90%**	<mdl
1,1-Dichloroethene	0.7	<mdl	**98**	**107**	<mdl	**99%**	<mdl
Methylene Chloride	1.1	<mdl	<mdl	<mdl	<mdl	**99%**	<mdl
1,1,2-Trichlorotrifluoroethane (Fr.113)	1.9	<mdl	<mdl	<mdl	<mdl	**98%**	<mdl
trans-1,2-Dichloroethene	0.8	<mdl	<mdl	<mdl	<mdl	**98%**	<mdl
Methyl-t-butyl ether	0.5	<mdl	<mdl	<mdl	<mdl	**104%**	<mdl
1,1-Dichloroethane	0.4	<mdl	<mdl	<mdl	<mdl	**101%**	<mdl
cis-1,2-Dichloroethene	0.5	<mdl	<mdl	<mdl	<mdl	**105%**	<mdl
Chloroform	0.3	**13**	**22**	**29**	<mdl	**107%**	<mdl
1,2-Dichloroethane	0.3	<mdl	<mdl	<mdl	<mdl	**110%**	<mdl
1,1,1-Trichloroethane	0.7	<mdl	<mdl	<mdl	<mdl	**97%**	<mdl
Carbon Tetrachloride	0.7	<mdl	<mdl	<mdl	<mdl	**96%**	<mdl
Benzene	0.5	<mdl	**117**	**118**	<mdl	**107%**	**5**
Trichloroethene	1.4	<mdl	**121**	**129**	<mdl	**101%**	<mdl
1,4-Dioxane	0.9	<mdl	<mdl	<mdl	<mdl	**114%**	<mdl
1,1,2-Trichloroethane	0.7	<mdl	<mdl	<mdl	<mdl	**113%**	<mdl
Toluene	1.4	**5 J**	**127**	**131**	<mdl	**99%**	**6 J**
1,2-Dibromoethane (EDB)	0.6	<mdl	<mdl	<mdl	<mdl	**98%**	<mdl
Tetrachloroethene	0.6	<mdl	<mdl	<mdl	<mdl	**93%**	<mdl
1,1,1,2-Tetrachloroethane	0.8	<mdl	<mdl	<mdl	<mdl	**94%**	<mdl
Chlorobenzene	0.3	<mdl	**118**	**123**	<mdl	**96%**	<mdl
Ethylbenzene	0.6	<mdl	<mdl	<mdl	<mdl	**99%**	<mdl
p & m-Xylene	0.4	<mdl	<mdl	<mdl	<mdl	**100%**	<mdl
1,1,2,2-Tetrachloroethane	0.5	<mdl	<mdl	<mdl	<mdl	**100%**	<mdl
o-Xylene	1.2	<mdl	<mdl	<mdl	<mdl	**99%**	<mdl
1,2,3-Trichloropropane	0.9	<mdl	<mdl	<mdl	<mdl	**97%**	<mdl
Isopropylbenzene	0.6	<mdl	<mdl	<mdl	<mdl	**102%**	<mdl
1,3,5-Trimethylbenzene	1.5	<mdl	<mdl	<mdl	<mdl	**101%**	<mdl
1,2,4-Trimethylbenzene	1.6	**7 J**	**8 J**	**7 J**	<mdl	**95%**	**3 J**
1,3-Dichlorobenzene	1.1	<mdl	<mdl	<mdl	<mdl	**93%**	<mdl
1,4-Dichlorobenzene	1.5	<mdl	<mdl	<mdl	<mdl	**92%**	<mdl
1,2-Dichlorobenzene	0.9	<mdl	<mdl	<mdl	<mdl	**103%**	<mdl
1,2,4-Trichlorobenzene	1.0	<mdl	<mdl	<mdl	<mdl	**102%**	<mdl
Naphthalene	1.2	**4 J**	**6 J**	**7**	<mdl	**106%**	**9**
1,2,3-Trichlorobenzene	1.1	<mdl	<mdl	<mdl	<mdl	**95%**	<mdl
2-Methylnaphthalene	1.1	<mdl	<mdl	<mdl	<mdl	**111%**	**6**
TPH C_5-C_9		**2,674**	<2,500	<2,500	<2,500		<2,500
TPH C_{10}-C_{15}		<2,500	<2,500	<2,500	<2,500		<2,500

Results in nanograms (ng). MDL = Method detecion limit. J = Estimated value less than five (5) times the MDL.

Table 1

Beacon Environmental Services, Inc.
323 Williams Street
Bel Air, MD 21014

Analysis by EPA Method 8260C (Modified)

Client Sample ID:		SG-AE33	SG-AE34	SG-AE35	SG-AE36	SGD-AE36	SG-AE37
Project Number:		2315	2315	2315	2315	2315	2315
Lab File ID:		10053006	10053007	10053008	10053009	10053010	10053011
Received Date:		5/28/2010	5/28/2010	5/28/2010	5/28/2010	5/28/2010	5/28/2010
Analysis Date:		5/30/2010	5/30/2010	5/30/2010	5/30/2010	5/30/2010	5/30/2010
Analysis Time:		13:20	13:39	13:58	14:17	14:37	14:56
Units:		ng	ng	ng	ng	ng	ng
COMPOUNDS	MDL						
Vinyl Chloride	1.5	<mdl	<mdl	<mdl	<mdl	<mdl	<mdl
Trichlorofluoromethane (Freon 11)	1.5	<mdl	<mdl	<mdl	<mdl	<mdl	<mdl
1,1-Dichloroethene	0.7	<mdl	<mdl	<mdl	<mdl	<mdl	<mdl
Methylene Chloride	1.1	<mdl	<mdl	**12**	<mdl	<mdl	<mdl
1,1,2-Trichlorotrifluoroethane (Fr.113)	1.9	<mdl	<mdl	<mdl	<mdl	<mdl	<mdl
trans-1,2-Dichloroethene	0.8	<mdl	<mdl	<mdl	<mdl	<mdl	<mdl
Methyl-t-butyl ether	0.5	<mdl	<mdl	**3**	<mdl	<mdl	<mdl
1,1-Dichloroethane	0.4	<mdl	<mdl	<mdl	<mdl	<mdl	<mdl
cis-1,2-Dichloroethene	0.5	<mdl	<mdl	<mdl	<mdl	<mdl	<mdl
Chloroform	0.3	<mdl	<mdl	**13**	<mdl	<mdl	<mdl
1,2-Dichloroethane	0.3	<mdl	<mdl	<mdl	<mdl	<mdl	<mdl
1,1,1-Trichloroethane	0.7	<mdl	<mdl	<mdl	<mdl	<mdl	<mdl
Carbon Tetrachloride	0.7	<mdl	<mdl	<mdl	<mdl	<mdl	<mdl
Benzene	0.5	<mdl	**3**	**4**	**5**	<mdl	**4**
Trichloroethene	1.4	<mdl	<mdl	<mdl	<mdl	<mdl	<mdl
1,4-Dioxane	0.9	<mdl	<mdl	<mdl	<mdl	<mdl	<mdl
1,1,2-Trichloroethane	0.7	<mdl	<mdl	<mdl	<mdl	<mdl	<mdl
Toluene	1.4	**5 J**	**4 J**	**11**	**8**	**4 J**	**5 J**
1,2-Dibromoethane (EDB)	0.6	<mdl	<mdl	<mdl	<mdl	<mdl	<mdl
Tetrachloroethene	0.6	<mdl	<mdl	<mdl	<mdl	<mdl	<mdl
1,1,1,2-Tetrachloroethane	0.8	<mdl	<mdl	<mdl	<mdl	<mdl	<mdl
Chlorobenzene	0.3	<mdl	<mdl	<mdl	<mdl	<mdl	<mdl
Ethylbenzene	0.6	<mdl	<mdl	<mdl	<mdl	<mdl	<mdl
p & m-Xylene	0.4	<mdl	<mdl	<mdl	<mdl	<mdl	<mdl
1,1,2,2-Tetrachloroethane	0.5	<mdl	<mdl	<mdl	<mdl	<mdl	<mdl
o-Xylene	1.2	<mdl	<mdl	<mdl	<mdl	<mdl	<mdl
1,2,3-Trichloropropane	0.9	<mdl	<mdl	<mdl	<mdl	<mdl	<mdl
Isopropylbenzene	0.6	<mdl	<mdl	<mdl	<mdl	<mdl	<mdl
1,3,5-Trimethylbenzene	1.5	<mdl	<mdl	<mdl	<mdl	<mdl	<mdl
1,2,4-Trimethylbenzene	1.6	<mdl	<mdl	<mdl	<mdl	<mdl	<mdl
1,3-Dichlorobenzene	1.1	<mdl	<mdl	<mdl	<mdl	<mdl	<mdl
1,4-Dichlorobenzene	1.5	<mdl	<mdl	<mdl	<mdl	<mdl	<mdl
1,2-Dichlorobenzene	0.9	<mdl	<mdl	<mdl	<mdl	<mdl	<mdl
1,2,4-Trichlorobenzene	1.0	<mdl	<mdl	<mdl	<mdl	<mdl	<mdl
Naphthalene	1.2	**3 J**	**9**	<mdl	<mdl	<mdl	<mdl
1,2,3-Trichlorobenzene	1.1	<mdl	<mdl	<mdl	<mdl	<mdl	<mdl
2-Methylnaphthalene	1.1	<mdl	<mdl	<mdl	<mdl	<mdl	<mdl
TPH C_5-C_9		<2,500	**3,096**	<2,500	**3,258**	<2,500	<2,500
TPH C_{10}-C_{15}		<2,500	<2,500	<2,500	<2,500	<2,500	<2,500

Results in nanograms (ng). MDL = Method detecion limit. J = Estimated value less than five (5) times the MDL.

Table 1

Beacon Environmental Services, Inc.
323 Williams Street
Bel Air, MD 21014

Analysis by EPA Method 8260C (Modified)

Client Sample ID:		SG-AE38	SG-AE39	SG-AE40	SGD-AE40	Trip-3	SG-AE41
Project Number:		2315	2315	2315	2315	2315	2315
Lab File ID:		10053012	10053013	10053014	10053015	10053016	10053017
Received Date:		5/28/2010	5/28/2010	5/28/2010	5/28/2010	5/28/2010	5/28/2010
Analysis Date:		5/30/2010	5/30/2010	5/30/2010	5/30/2010	5/30/2010	5/30/2010
Analysis Time:		15:15	15:34	15:53	16:12	16:31	16:50
Units:		ng	ng	ng	ng	ng	ng
COMPOUNDS	MDL						
Vinyl Chloride	1.5	<mdl	<mdl	<mdl	<mdl	<mdl	<mdl
Trichlorofluoromethane (Freon 11)	1.5	<mdl	<mdl	<mdl	<mdl	<mdl	<mdl
1,1-Dichloroethene	0.7	<mdl	<mdl	<mdl	<mdl	<mdl	<mdl
Methylene Chloride	1.1	<mdl	<mdl	<mdl	<mdl	<mdl	<mdl
1,1,2-Trichlorotrifluoroethane (Fr.113)	1.9	<mdl	<mdl	<mdl	<mdl	<mdl	<mdl
trans-1,2-Dichloroethene	0.8	<mdl	<mdl	<mdl	<mdl	<mdl	<mdl
Methyl-t-butyl ether	0.5	<mdl	<mdl	<mdl	<mdl	<mdl	<mdl
1,1-Dichloroethane	0.4	<mdl	<mdl	<mdl	<mdl	<mdl	<mdl
cis-1,2-Dichloroethene	0.5	<mdl	<mdl	<mdl	<mdl	<mdl	<mdl
Chloroform	0.3	<mdl	<mdl	<mdl	<mdl	<mdl	<mdl
1,2-Dichloroethane	0.3	<mdl	<mdl	<mdl	<mdl	<mdl	<mdl
1,1,1-Trichloroethane	0.7	<mdl	<mdl	<mdl	<mdl	<mdl	<mdl
Carbon Tetrachloride	0.7	<mdl	<mdl	<mdl	<mdl	<mdl	<mdl
Benzene	0.5	**4**	<mdl	<mdl	<mdl	<mdl	**3**
Trichloroethene	1.4	<mdl	<mdl	<mdl	<mdl	<mdl	<mdl
1,4-Dioxane	0.9	<mdl	<mdl	<mdl	<mdl	<mdl	<mdl
1,1,2-Trichloroethane	0.7	<mdl	<mdl	<mdl	<mdl	<mdl	<mdl
Toluene	1.4	**5 J**	<mdl	**4 J**	**3 J**	<mdl	**5 J**
1,2-Dibromoethane (EDB)	0.6	<mdl	<mdl	<mdl	<mdl	<mdl	<mdl
Tetrachloroethene	0.6	<mdl	<mdl	<mdl	<mdl	<mdl	<mdl
1,1,1,2-Tetrachloroethane	0.8	<mdl	<mdl	<mdl	<mdl	<mdl	<mdl
Chlorobenzene	0.3	<mdl	<mdl	<mdl	<mdl	<mdl	<mdl
Ethylbenzene	0.6	<mdl	<mdl	<mdl	<mdl	<mdl	<mdl
p & m-Xylene	0.4	<mdl	<mdl	<mdl	<mdl	<mdl	<mdl
1,1,2,2-Tetrachloroethane	0.5	<mdl	<mdl	<mdl	<mdl	<mdl	<mdl
o-Xylene	1.2	<mdl	<mdl	<mdl	<mdl	<mdl	<mdl
1,2,3-Trichloropropane	0.9	<mdl	<mdl	<mdl	<mdl	<mdl	<mdl
Isopropylbenzene	0.6	<mdl	<mdl	<mdl	<mdl	<mdl	<mdl
1,3,5-Trimethylbenzene	1.5	<mdl	<mdl	<mdl	<mdl	<mdl	<mdl
1,2,4-Trimethylbenzene	1.6	<mdl	<mdl	<mdl	<mdl	<mdl	<mdl
1,3-Dichlorobenzene	1.1	<mdl	<mdl	<mdl	<mdl	<mdl	<mdl
1,4-Dichlorobenzene	1.5	<mdl	<mdl	<mdl	<mdl	<mdl	<mdl
1,2-Dichlorobenzene	0.9	<mdl	<mdl	<mdl	<mdl	<mdl	<mdl
1,2,4-Trichlorobenzene	1.0	<mdl	<mdl	<mdl	<mdl	<mdl	<mdl
Naphthalene	1.2	<mdl	<mdl	<mdl	<mdl	<mdl	<mdl
1,2,3-Trichlorobenzene	1.1	<mdl	<mdl	<mdl	<mdl	<mdl	<mdl
2-Methylnaphthalene	1.1	<mdl	<mdl	<mdl	<mdl	<mdl	<mdl
TPH C_5-C_9		<2,500	<2,500	<2,500	<2,500	<2,500	<2,500
TPH C_{10}-C_{15}		<2,500	<2,500	<2,500	<2,500	<2,500	<2,500

Results in nanograms (ng). MDL = Method detecion limit. J = Estimated value less than five (5) times the MDL.

Table 1

Beacon Environmental Services, Inc.
323 Williams Street
Bel Air, MD 21014

Analysis by EPA Method 8260C (Modified)

Client Sample ID:		SG-AE42	SG-AE43	SG-AE44	SG-AE45	SGD-AE45	SG-AE46
Project Number:		2315	2315	2315	2315	2315	2315
Lab File ID:		10053018	10053019	10053020	10053021	10053022	10053023
Received Date:		5/28/2010	5/28/2010	5/28/2010	5/28/2010	5/28/2010	5/28/2010
Analysis Date:		5/30/2010	5/30/2010	5/30/2010	5/30/2010	5/30/2010	5/30/2010
Analysis Time:		17:10	17:29	17:48	18:07	18:26	18:46
Units:		ng	ng	ng	ng	ng	ng
COMPOUNDS	MDL						
Vinyl Chloride	1.5	<mdl	<mdl	<mdl	<mdl	<mdl	<mdl
Trichlorofluoromethane (Freon 11)	1.5	<mdl	<mdl	<mdl	<mdl	<mdl	<mdl
1,1-Dichloroethene	0.7	<mdl	<mdl	<mdl	<mdl	<mdl	<mdl
Methylene Chloride	1.1	<mdl	<mdl	<mdl	<mdl	**10**	<mdl
1,1,2-Trichlorotrifluoroethane (Fr.113)	1.9	<mdl	<mdl	<mdl	<mdl	<mdl	<mdl
trans-1,2-Dichloroethene	0.8	<mdl	<mdl	<mdl	<mdl	<mdl	<mdl
Methyl-t-butyl ether	0.5	<mdl	<mdl	<mdl	<mdl	<mdl	<mdl
1,1-Dichloroethane	0.4	<mdl	<mdl	<mdl	<mdl	<mdl	<mdl
cis-1,2-Dichloroethene	0.5	<mdl	<mdl	<mdl	<mdl	<mdl	<mdl
Chloroform	0.3	<mdl	<mdl	<mdl	<mdl	<mdl	<mdl
1,2-Dichloroethane	0.3	<mdl	<mdl	<mdl	<mdl	<mdl	<mdl
1,1,1-Trichloroethane	0.7	<mdl	<mdl	<mdl	<mdl	<mdl	<mdl
Carbon Tetrachloride	0.7	<mdl	<mdl	<mdl	<mdl	<mdl	<mdl
Benzene	0.5	<mdl	**3**	**4**	**5**	**6**	<mdl
Trichloroethene	1.4	<mdl	<mdl	<mdl	<mdl	<mdl	<mdl
1,4-Dioxane	0.9	<mdl	<mdl	<mdl	<mdl	<mdl	<mdl
1,1,2-Trichloroethane	0.7	<mdl	<mdl	<mdl	<mdl	<mdl	<mdl
Toluene	1.4	**5 J**	**6 J**	**4 J**	**15**	**11**	<mdl
1,2-Dibromoethane (EDB)	0.6	<mdl	<mdl	<mdl	<mdl	<mdl	<mdl
Tetrachloroethene	0.6	<mdl	<mdl	<mdl	<mdl	<mdl	<mdl
1,1,1,2-Tetrachloroethane	0.8	<mdl	<mdl	<mdl	<mdl	<mdl	<mdl
Chlorobenzene	0.3	<mdl	<mdl	<mdl	<mdl	<mdl	<mdl
Ethylbenzene	0.6	<mdl	<mdl	<mdl	<mdl	<mdl	<mdl
p & m-Xylene	0.4	<mdl	<mdl	<mdl	<mdl	<mdl	<mdl
1,1,2,2-Tetrachloroethane	0.5	<mdl	<mdl	<mdl	<mdl	<mdl	<mdl
o-Xylene	1.2	<mdl	<mdl	<mdl	<mdl	<mdl	<mdl
1,2,3-Trichloropropane	0.9	<mdl	<mdl	<mdl	<mdl	<mdl	<mdl
Isopropylbenzene	0.6	<mdl	<mdl	<mdl	<mdl	<mdl	<mdl
1,3,5-Trimethylbenzene	1.5	<mdl	<mdl	<mdl	<mdl	<mdl	<mdl
1,2,4-Trimethylbenzene	1.6	<mdl	<mdl	<mdl	<mdl	<mdl	<mdl
1,3-Dichlorobenzene	1.1	<mdl	<mdl	<mdl	<mdl	<mdl	<mdl
1,4-Dichlorobenzene	1.5	<mdl	<mdl	<mdl	<mdl	<mdl	<mdl
1,2-Dichlorobenzene	0.9	<mdl	<mdl	<mdl	<mdl	<mdl	<mdl
1,2,4-Trichlorobenzene	1.0	<mdl	<mdl	<mdl	<mdl	<mdl	<mdl
Naphthalene	1.2	<mdl	**3 J**	<mdl	**4 J**	**4 J**	**3 J**
1,2,3-Trichlorobenzene	1.1	<mdl	<mdl	<mdl	<mdl	<mdl	<mdl
2-Methylnaphthalene	1.1	<mdl	<mdl	<mdl	<mdl	<mdl	<mdl
TPH C_5-C_9		<2,500	<2,500	<2,500	**4,526**	**2,828**	<2,500
TPH C_{10}-C_{15}		<2,500	<2,500	<2,500	<2,500	<2,500	<2,500

Results in nanograms (ng). MDL = Method detecion limit. J = Estimated value less than five (5) times the MDL.

Table 1

Beacon Environmental Services, Inc.
323 Williams Street
Bel Air, MD 21014

Analysis by EPA Method 8260C (Modified)

Client Sample ID:		SG-AN20	MS-AN20	MSD-AN20	mb-5	lcs-5	SG-AN1
Project Number:		2315	2315	2315		2315	2315
Lab File ID:		10053024	10053025	10053026	10053029	10053030	10053031
Received Date:		5/27/2010	5/27/2010	5/27/2010			5/27/2010
Analysis Date:		5/30/2010	5/30/2010	5/30/2010	5/30/2010	5/30/2010	5/30/2010
Analysis Time:		19:04	19:24	19:43	20:44	21:03	21:27
Units:		ng	ng	ng	ng	%REC	ng
COMPOUNDS	MDL						
Vinyl Chloride	1.5	<mdl	<mdl	<mdl	<mdl	**86%**	<mdl
Trichlorofluoromethane (Freon 11)	1.5	<mdl	<mdl	<mdl	<mdl	**91%**	<mdl
1,1-Dichloroethene	0.7	<mdl	**119**	**129**	<mdl	**102%**	<mdl
Methylene Chloride	1.1	<mdl	<mdl	<mdl	<mdl	**111%**	<mdl
1,1,2-Trichlorotrifluoroethane (Fr.113)	1.9	<mdl	<mdl	<mdl	<mdl	**108%**	<mdl
trans-1,2-Dichloroethene	0.8	<mdl	<mdl	<mdl	<mdl	**101%**	<mdl
Methyl-t-butyl ether	0.5	<mdl	<mdl	<mdl	<mdl	**108%**	<mdl
1,1-Dichloroethane	0.4	<mdl	<mdl	<mdl	<mdl	**105%**	<mdl
cis-1,2-Dichloroethene	0.5	<mdl	<mdl	<mdl	<mdl	**109%**	<mdl
Chloroform	0.3	<mdl	<mdl	<mdl	<mdl	**110%**	<mdl
1,2-Dichloroethane	0.3	<mdl	<mdl	<mdl	<mdl	**115%**	<mdl
1,1,1-Trichloroethane	0.7	<mdl	<mdl	<mdl	<mdl	**101%**	<mdl
Carbon Tetrachloride	0.7	<mdl	<mdl	<mdl	<mdl	**99%**	<mdl
Benzene	0.5	**9**	**130**	**138**	<mdl	**111%**	<mdl
Trichloroethene	1.4	<mdl	**114**	**125**	<mdl	**109%**	<mdl
1,4-Dioxane	0.9	<mdl	<mdl	<mdl	<mdl	**114%**	<mdl
1,1,2-Trichloroethane	0.7	<mdl	<mdl	<mdl	<mdl	**117%**	<mdl
Toluene	1.4	**7**	**122**	**129**	<mdl	**96%**	<mdl
1,2-Dibromoethane (EDB)	0.6	<mdl	<mdl	<mdl	<mdl	**99%**	<mdl
Tetrachloroethene	0.6	<mdl	<mdl	<mdl	<mdl	**92%**	<mdl
1,1,1,2-Tetrachloroethane	0.8	<mdl	<mdl	<mdl	<mdl	**93%**	<mdl
Chlorobenzene	0.3	<mdl	**116**	**119**	<mdl	**95%**	<mdl
Ethylbenzene	0.6	<mdl	<mdl	<mdl	<mdl	**99%**	<mdl
p & m-Xylene	0.4	<mdl	<mdl	<mdl	<mdl	**99%**	<mdl
1,1,2,2-Tetrachloroethane	0.5	<mdl	<mdl	<mdl	<mdl	**102%**	<mdl
o-Xylene	1.2	<mdl	<mdl	<mdl	<mdl	**101%**	<mdl
1,2,3-Trichloropropane	0.9	<mdl	<mdl	<mdl	<mdl	**106%**	<mdl
Isopropylbenzene	0.6	<mdl	<mdl	<mdl	<mdl	**100%**	<mdl
1,3,5-Trimethylbenzene	1.5	<mdl	<mdl	<mdl	<mdl	**91%**	<mdl
1,2,4-Trimethylbenzene	1.6	<mdl	<mdl	<mdl	<mdl	**98%**	<mdl
1,3-Dichlorobenzene	1.1	<mdl	<mdl	<mdl	<mdl	**96%**	<mdl
1,4-Dichlorobenzene	1.5	<mdl	<mdl	<mdl	<mdl	**113%**	<mdl
1,2-Dichlorobenzene	0.9	<mdl	<mdl	<mdl	<mdl	**101%**	<mdl
1,2,4-Trichlorobenzene	1.0	<mdl	<mdl	<mdl	<mdl	**100%**	<mdl
Naphthalene	1.2	**4 J**	**3 J**	**4 J**	<mdl	**106%**	**3 J**
1,2,3-Trichlorobenzene	1.1	<mdl	<mdl	<mdl	<mdl	**92%**	<mdl
2-Methylnaphthalene	1.1	<mdl	<mdl	<mdl	<mdl	**110%**	<mdl
TPH C_5-C_9		**3,783**	<2,500	**3,054**	<2,500		**2,705**
TPH C_{10}-C_{15}		<2,500	<2,500	<2,500	<2,500		<2,500

Results in nanograms (ng). MDL = Method detecion limit. J = Estimated value less than five (5) times the MDL.

Table 1

Beacon Environmental Services, Inc.
323 Williams Street
Bel Air, MD 21014

Analysis by EPA Method 8260C (Modified)

Client Sample ID:		SG-AN2	SG-AN3	SG-AN5	SG-AN6	SG-AN7	SGD-AN7
Project Number:		2315	2315	2315	2315	2315	2315
Lab File ID:		10053032	10053033	10053034	10053035	10053036	10053037
Received Date:		5/27/2010	5/27/2010	5/27/2010	5/27/2010	5/27/2010	5/27/2010
Analysis Date:		5/30/2010	5/30/2010	5/30/2010	5/30/2010	5/30/2010	5/30/2010
Analysis Time:		21:46	22:05	22:24	22:44	23:03	23:22
Units:		ng	ng	ng	ng	ng	ng
COMPOUNDS	MDL						
Vinyl Chloride	1.5	<mdl	<mdl	<mdl	<mdl	<mdl	<mdl
Trichlorofluoromethane (Freon 11)	1.5	<mdl	<mdl	<mdl	<mdl	<mdl	<mdl
1,1-Dichloroethene	0.7	<mdl	<mdl	<mdl	<mdl	<mdl	<mdl
Methylene Chloride	1.1	<mdl	<mdl	<mdl	<mdl	<mdl	<mdl
1,1,2-Trichlorotrifluoroethane (Fr.113)	1.9	<mdl	<mdl	<mdl	<mdl	<mdl	<mdl
trans-1,2-Dichloroethene	0.8	<mdl	<mdl	<mdl	<mdl	<mdl	<mdl
Methyl-t-butyl ether	0.5	<mdl	<mdl	<mdl	<mdl	<mdl	<mdl
1,1-Dichloroethane	0.4	<mdl	<mdl	<mdl	<mdl	<mdl	<mdl
cis-1,2-Dichloroethene	0.5	<mdl	<mdl	<mdl	<mdl	<mdl	<mdl
Chloroform	0.3	<mdl	<mdl	<mdl	<mdl	<mdl	<mdl
1,2-Dichloroethane	0.3	<mdl	<mdl	<mdl	<mdl	<mdl	<mdl
1,1,1-Trichloroethane	0.7	<mdl	<mdl	<mdl	<mdl	<mdl	<mdl
Carbon Tetrachloride	0.7	<mdl	<mdl	<mdl	<mdl	<mdl	<mdl
Benzene	0.5	**4**	**5**	<mdl	<mdl	**3**	**6**
Trichloroethene	1.4	<mdl	<mdl	<mdl	<mdl	<mdl	<mdl
1,4-Dioxane	0.9	<mdl	<mdl	<mdl	<mdl	<mdl	<mdl
1,1,2-Trichloroethane	0.7	<mdl	<mdl	<mdl	<mdl	<mdl	<mdl
Toluene	1.4	**5 J**	**4 J**	**4 J**	<mdl	**7 J**	**11**
1,2-Dibromoethane (EDB)	0.6	<mdl	<mdl	<mdl	<mdl	<mdl	<mdl
Tetrachloroethene	0.6	<mdl	<mdl	<mdl	<mdl	<mdl	<mdl
1,1,1,2-Tetrachloroethane	0.8	<mdl	<mdl	<mdl	<mdl	<mdl	<mdl
Chlorobenzene	0.3	<mdl	<mdl	<mdl	<mdl	<mdl	<mdl
Ethylbenzene	0.6	<mdl	<mdl	<mdl	<mdl	<mdl	<mdl
p & m-Xylene	0.4	<mdl	<mdl	<mdl	<mdl	<mdl	<mdl
1,1,2,2-Tetrachloroethane	0.5	<mdl	<mdl	<mdl	<mdl	<mdl	<mdl
o-Xylene	1.2	<mdl	<mdl	<mdl	<mdl	<mdl	<mdl
1,2,3-Trichloropropane	0.9	<mdl	<mdl	<mdl	<mdl	<mdl	<mdl
Isopropylbenzene	0.6	<mdl	<mdl	<mdl	<mdl	<mdl	<mdl
1,3,5-Trimethylbenzene	1.5	<mdl	<mdl	<mdl	<mdl	<mdl	<mdl
1,2,4-Trimethylbenzene	1.6	<mdl	**7 J**	<mdl	<mdl	<mdl	<mdl
1,3-Dichlorobenzene	1.1	<mdl	<mdl	<mdl	<mdl	<mdl	<mdl
1,4-Dichlorobenzene	1.5	<mdl	<mdl	<mdl	<mdl	<mdl	<mdl
1,2-Dichlorobenzene	0.9	<mdl	<mdl	<mdl	<mdl	<mdl	<mdl
1,2,4-Trichlorobenzene	1.0	<mdl	<mdl	<mdl	<mdl	<mdl	<mdl
Naphthalene	1.2	**6 J**	**4 J**	**6 J**	**9**	**8**	**7**
1,2,3-Trichlorobenzene	1.1	<mdl	<mdl	<mdl	<mdl	<mdl	<mdl
2-Methylnaphthalene	1.1	<mdl	<mdl	<mdl	<mdl	<mdl	<mdl
TPH C_5-C_9		**4,477**	**2,586**	**4,585**	<2,500	**2,947**	**4,000**
TPH C_{10}-C_{15}		<2,500	<2,500	<2,500	<2,500	<2,500	<2,500

Results in nanograms (ng). MDL = Method detecion limit. J = Estimated value less than five (5) times the MDL.

Table 1

Beacon Environmental Services, Inc.
323 Williams Street
Bel Air, MD 21014

Analysis by EPA Method 8260C (Modified)

Client Sample ID:		SG-AN9	SG-AN10	SG-AN11	SG-AN12	SG-AN13	SG-AN14
Project Number:		2315	2315	2315	2315	2315	2315
Lab File ID:		10053038	10053039	10053040	10053041	10053042	10053043
Received Date:		5/27/2010	5/27/2010	5/27/2010	5/27/2010	5/27/2010	5/27/2010
Analysis Date:		5/30/2010	5/31/2010	5/31/2010	5/31/2010	5/31/2010	5/31/2010
Analysis Time:		23:41	12:00	12:20	12:39	12:58	1:17
Units:		ng	ng	ng	ng	ng	ng
COMPOUNDS	MDL						
Vinyl Chloride	1.5	<mdl	<mdl	<mdl	<mdl	<mdl	<mdl
Trichlorofluoromethane (Freon 11)	1.5	<mdl	<mdl	<mdl	<mdl	<mdl	<mdl
1,1-Dichloroethene	0.7	<mdl	<mdl	<mdl	<mdl	<mdl	<mdl
Methylene Chloride	1.1	<mdl	<mdl	<mdl	<mdl	<mdl	<mdl
1,1,2-Trichlorotrifluoroethane (Fr.113)	1.9	<mdl	<mdl	<mdl	<mdl	<mdl	<mdl
trans-1,2-Dichloroethene	0.8	<mdl	<mdl	<mdl	<mdl	<mdl	<mdl
Methyl-t-butyl ether	0.5	<mdl	<mdl	<mdl	<mdl	<mdl	<mdl
1,1-Dichloroethane	0.4	<mdl	<mdl	<mdl	<mdl	<mdl	<mdl
cis-1,2-Dichloroethene	0.5	<mdl	<mdl	<mdl	<mdl	<mdl	<mdl
Chloroform	0.3	<mdl	**9**	**8**	**13**	<mdl	<mdl
1,2-Dichloroethane	0.3	<mdl	<mdl	<mdl	<mdl	<mdl	<mdl
1,1,1-Trichloroethane	0.7	<mdl	<mdl	<mdl	<mdl	<mdl	<mdl
Carbon Tetrachloride	0.7	<mdl	<mdl	<mdl	<mdl	<mdl	<mdl
Benzene	0.5	**5**	<mdl	<mdl	<mdl	<mdl	<mdl
Trichloroethene	1.4	<mdl	<mdl	<mdl	<mdl	<mdl	<mdl
1,4-Dioxane	0.9	<mdl	<mdl	<mdl	<mdl	<mdl	<mdl
1,1,2-Trichloroethane	0.7	<mdl	<mdl	<mdl	<mdl	<mdl	<mdl
Toluene	1.4	**4 J**	<mdl	**4 J**	**5 J**	<mdl	<mdl
1,2-Dibromoethane (EDB)	0.6	<mdl	<mdl	<mdl	<mdl	<mdl	<mdl
Tetrachloroethene	0.6	<mdl	<mdl	<mdl	<mdl	<mdl	<mdl
1,1,1,2-Tetrachloroethane	0.8	<mdl	<mdl	<mdl	<mdl	<mdl	<mdl
Chlorobenzene	0.3	<mdl	<mdl	<mdl	<mdl	<mdl	<mdl
Ethylbenzene	0.6	<mdl	<mdl	<mdl	<mdl	<mdl	<mdl
p & m-Xylene	0.4	<mdl	<mdl	<mdl	<mdl	<mdl	<mdl
1,1,2,2-Tetrachloroethane	0.5	<mdl	<mdl	<mdl	<mdl	<mdl	<mdl
o-Xylene	1.2	<mdl	<mdl	<mdl	<mdl	<mdl	<mdl
1,2,3-Trichloropropane	0.9	<mdl	<mdl	<mdl	<mdl	<mdl	<mdl
Isopropylbenzene	0.6	<mdl	<mdl	<mdl	<mdl	<mdl	<mdl
1,3,5-Trimethylbenzene	1.5	<mdl	<mdl	<mdl	<mdl	<mdl	<mdl
1,2,4-Trimethylbenzene	1.6	<mdl	<mdl	<mdl	<mdl	<mdl	<mdl
1,3-Dichlorobenzene	1.1	<mdl	<mdl	<mdl	<mdl	<mdl	<mdl
1,4-Dichlorobenzene	1.5	<mdl	<mdl	<mdl	<mdl	<mdl	<mdl
1,2-Dichlorobenzene	0.9	<mdl	<mdl	<mdl	<mdl	<mdl	<mdl
1,2,4-Trichlorobenzene	1.0	<mdl	<mdl	<mdl	<mdl	<mdl	<mdl
Naphthalene	1.2	**6 J**	**6**	**6**	**6 J**	**6**	**3 J**
1,2,3-Trichlorobenzene	1.1	<mdl	<mdl	<mdl	<mdl	<mdl	<mdl
2-Methylnaphthalene	1.1	<mdl	<mdl	<mdl	<mdl	<mdl	<mdl
TPH C_5-C_9		**5,821**	<2,500	**2,960**	**3,155**	<2,500	<2,500
TPH C_{10}-C_{15}		<2,500	<2,500	<2,500	<2,500	<2,500	<2,500

Results in nanograms (ng). MDL = Method detecion limit. J = Estimated value less than five (5) times the MDL.

Table 1

Beacon Environmental Services, Inc.
323 Williams Street
Bel Air, MD 21014

Analysis by EPA Method 8260C (Modified)

Client Sample ID:		SG-AN15	SG-AN16	SG-AN17	SG-AN18	SG-AN19	SGD-AN19
Project Number:		2315	2315	2315	2315	2315	2315
Lab File ID:		10053044	10053045	10053046	10053047	10053048	10053049
Received Date:		5/27/2010	5/27/2010	5/27/2010	5/27/2010	5/27/2010	5/27/2010
Analysis Date:		5/31/2010	5/31/2010	5/31/2010	5/31/2010	5/31/2010	5/31/2010
Analysis Time:		1:36	1:55	2:14	2:33	2:52	3:11
Units:		ng	ng	ng	ng	ng	ng
COMPOUNDS	MDL						
Vinyl Chloride	1.5	<mdl	<mdl	<mdl	<mdl	<mdl	<mdl
Trichlorofluoromethane (Freon 11)	1.5	<mdl	<mdl	<mdl	<mdl	<mdl	<mdl
1,1-Dichloroethene	0.7	<mdl	<mdl	<mdl	<mdl	<mdl	<mdl
Methylene Chloride	1.1	<mdl	<mdl	<mdl	<mdl	**10**	**7**
1,1,2-Trichlorotrifluoroethane (Fr.113)	1.9	<mdl	<mdl	<mdl	<mdl	<mdl	<mdl
trans-1,2-Dichloroethene	0.8	<mdl	<mdl	<mdl	<mdl	<mdl	<mdl
Methyl-t-butyl ether	0.5	<mdl	<mdl	<mdl	<mdl	<mdl	<mdl
1,1-Dichloroethane	0.4	<mdl	<mdl	<mdl	<mdl	<mdl	<mdl
cis-1,2-Dichloroethene	0.5	<mdl	<mdl	<mdl	<mdl	<mdl	<mdl
Chloroform	0.3	<mdl	<mdl	<mdl	<mdl	<mdl	<mdl
1,2-Dichloroethane	0.3	<mdl	<mdl	<mdl	<mdl	<mdl	<mdl
1,1,1-Trichloroethane	0.7	<mdl	<mdl	<mdl	<mdl	<mdl	<mdl
Carbon Tetrachloride	0.7	<mdl	<mdl	<mdl	<mdl	<mdl	<mdl
Benzene	0.5	<mdl	<mdl	**5**	<mdl	**4**	<mdl
Trichloroethene	1.4	<mdl	<mdl	<mdl	<mdl	<mdl	<mdl
1,4-Dioxane	0.9	<mdl	<mdl	<mdl	<mdl	<mdl	<mdl
1,1,2-Trichloroethane	0.7	<mdl	<mdl	<mdl	<mdl	<mdl	<mdl
Toluene	1.4	**6 J**	**4 J**	**7 J**	**4 J**	**7 J**	**7 J**
1,2-Dibromoethane (EDB)	0.6	<mdl	<mdl	<mdl	<mdl	<mdl	<mdl
Tetrachloroethene	0.6	<mdl	<mdl	<mdl	<mdl	<mdl	<mdl
1,1,1,2-Tetrachloroethane	0.8	<mdl	<mdl	<mdl	<mdl	<mdl	<mdl
Chlorobenzene	0.3	<mdl	<mdl	<mdl	<mdl	<mdl	<mdl
Ethylbenzene	0.6	<mdl	<mdl	<mdl	<mdl	<mdl	<mdl
p & m-Xylene	0.4	<mdl	<mdl	<mdl	<mdl	<mdl	<mdl
1,1,2,2-Tetrachloroethane	0.5	<mdl	<mdl	<mdl	<mdl	<mdl	<mdl
o-Xylene	1.2	<mdl	<mdl	<mdl	<mdl	<mdl	<mdl
1,2,3-Trichloropropane	0.9	<mdl	<mdl	<mdl	<mdl	<mdl	<mdl
Isopropylbenzene	0.6	<mdl	<mdl	<mdl	<mdl	<mdl	<mdl
1,3,5-Trimethylbenzene	1.5	<mdl	<mdl	<mdl	<mdl	<mdl	<mdl
1,2,4-Trimethylbenzene	1.6	<mdl	<mdl	<mdl	<mdl	<mdl	<mdl
1,3-Dichlorobenzene	1.1	<mdl	<mdl	<mdl	<mdl	<mdl	<mdl
1,4-Dichlorobenzene	1.5	<mdl	<mdl	<mdl	<mdl	<mdl	<mdl
1,2-Dichlorobenzene	0.9	<mdl	<mdl	<mdl	<mdl	<mdl	<mdl
1,2,4-Trichlorobenzene	1.0	<mdl	<mdl	<mdl	<mdl	<mdl	<mdl
Naphthalene	1.2	**4 J**	**6 J**	**7**	**5 J**	**8**	**8**
1,2,3-Trichlorobenzene	1.1	<mdl	<mdl	<mdl	<mdl	<mdl	<mdl
2-Methylnaphthalene	1.1	<mdl	<mdl	<mdl	<mdl	<mdl	<mdl
TPH C_5-C_9		<2,500	**3,738**	**2,553**	**4,930**	<2,500	<2,500
TPH C_{10}-C_{15}		<2,500	<2,500	<2,500	<2,500	<2,500	<2,500

Results in nanograms (ng). MDL = Method detecion limit. J = Estimated value less than five (5) times the MDL.

Table 1

Beacon Environmental Services, Inc.
323 Williams Street
Bel Air, MD 21014

Analysis by EPA Method 8260C (Modified)

Client Sample ID:		SG-AN33	MS-AN33	MSD-AN33
Project Number:		2315	2315	2315
Lab File ID:		10053050	10053051	10053052
Received Date:		5/28/2010	5/28/2010	5/28/2010
Analysis Date:		5/31/2010	5/31/2010	5/31/2010
Analysis Time:		3:31	3:50	4:09
Units:		ng	ng	ng
COMPOUNDS	MDL			
Vinyl Chloride	1.5	<mdl	<mdl	<mdl
Trichlorofluoromethane (Freon 11)	1.5	<mdl	<mdl	<mdl
1,1-Dichloroethene	0.7	<mdl	**129**	**144**
Methylene Chloride	1.1	<mdl	**11**	**9**
1,1,2-Trichlorotrifluoroethane (Fr.113)	1.9	<mdl	<mdl	<mdl
trans-1,2-Dichloroethene	0.8	<mdl	<mdl	<mdl
Methyl-t-butyl ether	0.5	<mdl	<mdl	<mdl
1,1-Dichloroethane	0.4	<mdl	<mdl	<mdl
cis-1,2-Dichloroethene	0.5	<mdl	<mdl	<mdl
Chloroform	0.3	<mdl	<mdl	<mdl
1,2-Dichloroethane	0.3	<mdl	<mdl	<mdl
1,1,1-Trichloroethane	0.7	<mdl	<mdl	<mdl
Carbon Tetrachloride	0.7	<mdl	<mdl	<mdl
Benzene	0.5	<mdl	**124**	**134**
Trichloroethene	1.4	<mdl	**121**	**124**
1,4-Dioxane	0.9	<mdl	<mdl	<mdl
1,1,2-Trichloroethane	0.7	<mdl	<mdl	<mdl
Toluene	1.4	<mdl	**124**	**129**
1,2-Dibromoethane (EDB)	0.6	<mdl	<mdl	<mdl
Tetrachloroethene	0.6	<mdl	<mdl	<mdl
1,1,1,2-Tetrachloroethane	0.8	<mdl	<mdl	<mdl
Chlorobenzene	0.3	<mdl	**117**	**121**
Ethylbenzene	0.6	<mdl	<mdl	<mdl
p & m-Xylene	0.4	<mdl	<mdl	<mdl
1,1,2,2-Tetrachloroethane	0.5	<mdl	<mdl	<mdl
o-Xylene	1.2	<mdl	<mdl	<mdl
1,2,3-Trichloropropane	0.9	<mdl	<mdl	<mdl
Isopropylbenzene	0.6	<mdl	<mdl	<mdl
1,3,5-Trimethylbenzene	1.5	<mdl	<mdl	<mdl
1,2,4-Trimethylbenzene	1.6	<mdl	<mdl	<mdl
1,3-Dichlorobenzene	1.1	<mdl	<mdl	<mdl
1,4-Dichlorobenzene	1.5	<mdl	<mdl	<mdl
1,2-Dichlorobenzene	0.9	<mdl	<mdl	<mdl
1,2,4-Trichlorobenzene	1.0	<mdl	<mdl	<mdl
Naphthalene	1.2	<mdl	<mdl	<mdl
1,2,3-Trichlorobenzene	1.1	<mdl	<mdl	<mdl
2-Methylnaphthalene	1.1	<mdl	<mdl	<mdl
TPH C_5-C_9		<2,500	<2,500	**3,935**
TPH C_{10}-C_{15}		<2,500	<2,500	<2,500

Results in nanograms (ng). MDL = Method detecion limit. J = Estimated value less than five (5) times the MDL.

Table 1

Beacon Environmental Services, Inc.
323 Williams Street
Bel Air, MD 21014

Analysis by EPA Method 8260C (Modified)

Client Sample ID:		mb-6	lcs-6	Trip-4	SG-AN21	SG-AN22	SG-AN23
Project Number:			2315	2315	2315	2315	2315
Lab File ID:		10053055	10053056	10053057	10053058	10053059	10053060
Received Date:				5/27/2010	5/27/2010	5/27/2010	5/27/2010
Analysis Date:		5/31/2010	5/31/2010	5/31/2010	5/31/2010	5/31/2010	5/31/2010
Analysis Time:		5:11	5:30	5:54	6:13	6:32	6:51
Units:		ng	%REC	ng	ng	ng	ng
COMPOUNDS	MDL						
Vinyl Chloride	1.5	<mdl	**81%**	<mdl	<mdl	<mdl	<mdl
Trichlorofluoromethane (Freon 11)	1.5	<mdl	**82%**	<mdl	<mdl	<mdl	<mdl
1,1-Dichloroethene	0.7	<mdl	**94%**	<mdl	<mdl	<mdl	<mdl
Methylene Chloride	1.1	<mdl	**102%**	<mdl	**5 J**	**8**	**10**
1,1,2-Trichlorotrifluoroethane (Fr.113)	1.9	<mdl	**96%**	<mdl	<mdl	<mdl	<mdl
trans-1,2-Dichloroethene	0.8	<mdl	**95%**	<mdl	<mdl	<mdl	<mdl
Methyl-t-butyl ether	0.5	<mdl	**99%**	<mdl	<mdl	<mdl	<mdl
1,1-Dichloroethane	0.4	<mdl	**99%**	<mdl	<mdl	<mdl	<mdl
cis-1,2-Dichloroethene	0.5	<mdl	**101%**	<mdl	<mdl	<mdl	<mdl
Chloroform	0.3	<mdl	**104%**	<mdl	**6**	**7**	**7**
1,2-Dichloroethane	0.3	<mdl	**107%**	<mdl	<mdl	<mdl	<mdl
1,1,1-Trichloroethane	0.7	<mdl	**91%**	<mdl	<mdl	<mdl	<mdl
Carbon Tetrachloride	0.7	<mdl	**91%**	<mdl	<mdl	<mdl	<mdl
Benzene	0.5	<mdl	**105%**	<mdl	<mdl	**4**	**3**
Trichloroethene	1.4	<mdl	**103%**	<mdl	<mdl	<mdl	<mdl
1,4-Dioxane	0.9	<mdl	**109%**	<mdl	<mdl	<mdl	<mdl
1,1,2-Trichloroethane	0.7	<mdl	**113%**	<mdl	<mdl	<mdl	<mdl
Toluene	1.4	<mdl	**100%**	**3 J**	**4 J**	**4 J**	**2 J**
1,2-Dibromoethane (EDB)	0.6	<mdl	**103%**	<mdl	<mdl	<mdl	<mdl
Tetrachloroethene	0.6	<mdl	**95%**	<mdl	<mdl	<mdl	<mdl
1,1,1,2-Tetrachloroethane	0.8	<mdl	**92%**	<mdl	<mdl	<mdl	<mdl
Chlorobenzene	0.3	<mdl	**100%**	<mdl	<mdl	<mdl	<mdl
Ethylbenzene	0.6	<mdl	**104%**	<mdl	<mdl	<mdl	<mdl
p & m-Xylene	0.4	<mdl	**100%**	<mdl	<mdl	<mdl	<mdl
1,1,2,2-Tetrachloroethane	0.5	<mdl	**98%**	<mdl	<mdl	<mdl	<mdl
o-Xylene	1.2	<mdl	**102%**	<mdl	<mdl	<mdl	<mdl
1,2,3-Trichloropropane	0.9	<mdl	**93%**	<mdl	<mdl	<mdl	<mdl
Isopropylbenzene	0.6	<mdl	**82%**	<mdl	<mdl	<mdl	<mdl
1,3,5-Trimethylbenzene	1.5	<mdl	**100%**	<mdl	<mdl	<mdl	<mdl
1,2,4-Trimethylbenzene	1.6	<mdl	**99%**	<mdl	<mdl	<mdl	<mdl
1,3-Dichlorobenzene	1.1	<mdl	**101%**	<mdl	<mdl	<mdl	<mdl
1,4-Dichlorobenzene	1.5	<mdl	**107%**	<mdl	<mdl	<mdl	<mdl
1,2-Dichlorobenzene	0.9	<mdl	**105%**	<mdl	<mdl	<mdl	<mdl
1,2,4-Trichlorobenzene	1.0	<mdl	**105%**	<mdl	<mdl	<mdl	<mdl
Naphthalene	1.2	<mdl	**108%**	<mdl	**3 J**	<mdl	<mdl
1,2,3-Trichlorobenzene	1.1	<mdl	**96%**	<mdl	<mdl	<mdl	<mdl
2-Methylnaphthalene	1.1	<mdl	**114%**	<mdl	**2 J**	<mdl	<mdl
TPH C_5-C_9		<2,500		<2,500	**4,513**	**4,363**	**2,974**
TPH C_{10}-C_{15}		<2,500		<2,500	<2,500	<2,500	<2,500

Results in nanograms (ng). MDL = Method detecion limit. J = Estimated value less than five (5) times the MDL.

Table 1

Beacon Environmental Services, Inc.
323 Williams Street
Bel Air, MD 21014

Analysis by EPA Method 8260C (Modified)

Client Sample ID:		SG-AN24	SG-AN25	SG-AN26	SG-AN27	SG-AN28	SG-AN29
Project Number:		2315	2315	2315	2315	2315	2315
Lab File ID:		10053061	10053062	10053063	10053064	10053065	10053066
Received Date:		5/27/2010	5/27/2010	5/27/2010	5/27/2010	5/27/2010	5/27/2010
Analysis Date:		5/31/2010	5/31/2010	5/31/2010	5/31/2010	5/31/2010	5/31/2010
Analysis Time:		7:10	7:29	7:48	8:07	8:26	8:46
Units:		ng	ng	ng	ng	ng	ng
COMPOUNDS	MDL						
Vinyl Chloride	1.5	<mdl	<mdl	<mdl	<mdl	<mdl	<mdl
Trichlorofluoromethane (Freon 11)	1.5	<mdl	<mdl	<mdl	<mdl	<mdl	<mdl
1,1-Dichloroethene	0.7	<mdl	<mdl	<mdl	<mdl	<mdl	<mdl
Methylene Chloride	1.1	**35**	**13**	**14**	<mdl	**10**	**5 J**
1,1,2-Trichlorotrifluoroethane (Fr.113)	1.9	<mdl	<mdl	<mdl	<mdl	<mdl	<mdl
trans-1,2-Dichloroethene	0.8	<mdl	<mdl	<mdl	<mdl	<mdl	<mdl
Methyl-t-butyl ether	0.5	<mdl	<mdl	<mdl	<mdl	<mdl	<mdl
1,1-Dichloroethane	0.4	<mdl	<mdl	<mdl	<mdl	<mdl	<mdl
cis-1,2-Dichloroethene	0.5	<mdl	<mdl	<mdl	<mdl	<mdl	<mdl
Chloroform	0.3	<mdl	**3**	**19**	**14**	<mdl	**3**
1,2-Dichloroethane	0.3	<mdl	<mdl	<mdl	<mdl	<mdl	<mdl
1,1,1-Trichloroethane	0.7	<mdl	<mdl	<mdl	<mdl	<mdl	<mdl
Carbon Tetrachloride	0.7	<mdl	<mdl	<mdl	<mdl	<mdl	<mdl
Benzene	0.5	**5**	**6**	**7**	<mdl	**3**	<mdl
Trichloroethene	1.4	<mdl	<mdl	<mdl	<mdl	<mdl	<mdl
1,4-Dioxane	0.9	<mdl	<mdl	<mdl	<mdl	<mdl	<mdl
1,1,2-Trichloroethane	0.7	<mdl	<mdl	<mdl	<mdl	<mdl	<mdl
Toluene	1.4	**8**	**5 J**	**11**	**6 J**	**3 J**	**4 J**
1,2-Dibromoethane (EDB)	0.6	<mdl	<mdl	<mdl	<mdl	<mdl	<mdl
Tetrachloroethene	0.6	<mdl	<mdl	<mdl	<mdl	<mdl	<mdl
1,1,1,2-Tetrachloroethane	0.8	<mdl	<mdl	<mdl	<mdl	<mdl	<mdl
Chlorobenzene	0.3	<mdl	<mdl	<mdl	<mdl	<mdl	<mdl
Ethylbenzene	0.6	<mdl	<mdl	<mdl	<mdl	<mdl	<mdl
p & m-Xylene	0.4	<mdl	<mdl	<mdl	<mdl	<mdl	<mdl
1,1,2,2-Tetrachloroethane	0.5	<mdl	<mdl	<mdl	<mdl	<mdl	<mdl
o-Xylene	1.2	<mdl	<mdl	<mdl	<mdl	<mdl	<mdl
1,2,3-Trichloropropane	0.9	<mdl	<mdl	<mdl	<mdl	<mdl	<mdl
Isopropylbenzene	0.6	<mdl	<mdl	<mdl	<mdl	<mdl	<mdl
1,3,5-Trimethylbenzene	1.5	<mdl	<mdl	<mdl	<mdl	<mdl	<mdl
1,2,4-Trimethylbenzene	1.6	<mdl	<mdl	<mdl	<mdl	<mdl	<mdl
1,3-Dichlorobenzene	1.1	<mdl	<mdl	<mdl	<mdl	<mdl	<mdl
1,4-Dichlorobenzene	1.5	<mdl	<mdl	<mdl	<mdl	<mdl	<mdl
1,2-Dichlorobenzene	0.9	<mdl	<mdl	<mdl	<mdl	<mdl	<mdl
1,2,4-Trichlorobenzene	1.0	<mdl	<mdl	<mdl	<mdl	<mdl	<mdl
Naphthalene	1.2	**5 J**	**6 J**	**4 J**	<mdl	<mdl	<mdl
1,2,3-Trichlorobenzene	1.1	<mdl	<mdl	<mdl	<mdl	<mdl	<mdl
2-Methylnaphthalene	1.1	<mdl	**3 J**	**2 J**	<mdl	<mdl	<mdl
TPH C_5-C_9		**2,772**	**7,487**	**3,897**	**3,379**	**2,622**	<2,500
TPH C_{10}-C_{15}		<2,500	<2,500	<2,500	<2,500	<2,500	<2,500

Results in nanograms (ng). MDL = Method detecion limit. J = Estimated value less than five (5) times the MDL.

Table 1

Beacon Environmental Services, Inc.
323 Williams Street
Bel Air, MD 21014

Analysis by EPA Method 8260C (Modified)

Client Sample ID:		SG-AN30	SG-AN31	SG-AN32	SG-AN34	SG-AN35	SG-AW1
Project Number:		2315	2315	2315	2315	2315	2315
Lab File ID:		10053067	10053068	10053069	10053070	10053071	10053072
Received Date:		5/27/2010	5/27/2010	5/27/2010	5/27/2010	5/28/2010	5/27/2010
Analysis Date:		5/31/2010	5/31/2010	5/31/2010	5/31/2010	5/31/2010	5/31/2010
Analysis Time:		9:05	9:24	9:43	10:02	10:21	10:41
Units:		ng	ng	ng	ng	ng	ng
COMPOUNDS	MDL						
Vinyl Chloride	1.5	<mdl	<mdl	<mdl	<mdl	<mdl	<mdl
Trichlorofluoromethane (Freon 11)	1.5	<mdl	<mdl	<mdl	<mdl	<mdl	<mdl
1,1-Dichloroethene	0.7	<mdl	<mdl	<mdl	<mdl	<mdl	<mdl
Methylene Chloride	1.1	<mdl	<mdl	<mdl	**11**	**8**	**5 J**
1,1,2-Trichlorotrifluoroethane (Fr.113)	1.9	<mdl	<mdl	<mdl	<mdl	<mdl	<mdl
trans-1,2-Dichloroethene	0.8	<mdl	<mdl	<mdl	<mdl	<mdl	<mdl
Methyl-t-butyl ether	0.5	<mdl	<mdl	<mdl	<mdl	<mdl	<mdl
1,1-Dichloroethane	0.4	<mdl	<mdl	<mdl	<mdl	<mdl	<mdl
cis-1,2-Dichloroethene	0.5	<mdl	<mdl	<mdl	<mdl	<mdl	<mdl
Chloroform	0.3	**6**	<mdl	<mdl	**5**	<mdl	<mdl
1,2-Dichloroethane	0.3	<mdl	<mdl	<mdl	<mdl	<mdl	<mdl
1,1,1-Trichloroethane	0.7	<mdl	<mdl	<mdl	<mdl	<mdl	<mdl
Carbon Tetrachloride	0.7	<mdl	<mdl	<mdl	<mdl	<mdl	<mdl
Benzene	0.5	**6**	**4**	**7**	**1 J**	**2 J**	<mdl
Trichloroethene	1.4	<mdl	<mdl	<mdl	<mdl	<mdl	<mdl
1,4-Dioxane	0.9	<mdl	<mdl	<mdl	<mdl	<mdl	<mdl
1,1,2-Trichloroethane	0.7	<mdl	<mdl	<mdl	<mdl	<mdl	<mdl
Toluene	1.4	**13**	**9**	**12**	**2 J**	**4 J**	**3 J**
1,2-Dibromoethane (EDB)	0.6	<mdl	<mdl	<mdl	<mdl	<mdl	<mdl
Tetrachloroethene	0.6	<mdl	<mdl	<mdl	<mdl	<mdl	<mdl
1,1,1,2-Tetrachloroethane	0.8	<mdl	<mdl	<mdl	<mdl	<mdl	<mdl
Chlorobenzene	0.3	<mdl	<mdl	<mdl	<mdl	<mdl	<mdl
Ethylbenzene	0.6	<mdl	<mdl	<mdl	<mdl	<mdl	<mdl
p & m-Xylene	0.4	<mdl	<mdl	<mdl	<mdl	<mdl	<mdl
1,1,2,2-Tetrachloroethane	0.5	<mdl	<mdl	<mdl	<mdl	<mdl	<mdl
o-Xylene	1.2	<mdl	<mdl	<mdl	<mdl	<mdl	<mdl
1,2,3-Trichloropropane	0.9	<mdl	<mdl	<mdl	<mdl	<mdl	<mdl
Isopropylbenzene	0.6	<mdl	<mdl	<mdl	<mdl	<mdl	<mdl
1,3,5-Trimethylbenzene	1.5	<mdl	<mdl	<mdl	<mdl	<mdl	<mdl
1,2,4-Trimethylbenzene	1.6	<mdl	<mdl	<mdl	<mdl	<mdl	<mdl
1,3-Dichlorobenzene	1.1	<mdl	<mdl	<mdl	<mdl	<mdl	<mdl
1,4-Dichlorobenzene	1.5	<mdl	<mdl	<mdl	<mdl	<mdl	<mdl
1,2-Dichlorobenzene	0.9	<mdl	<mdl	<mdl	<mdl	<mdl	<mdl
1,2,4-Trichlorobenzene	1.0	<mdl	<mdl	<mdl	<mdl	<mdl	<mdl
Naphthalene	1.2	<mdl	<mdl	<mdl	<mdl	<mdl	<mdl
1,2,3-Trichlorobenzene	1.1	<mdl	<mdl	<mdl	<mdl	<mdl	<mdl
2-Methylnaphthalene	1.1	<mdl	<mdl	<mdl	<mdl	<mdl	<mdl
TPH C_5-C_9		<2,500	**4,141**	**5,466**	<2,500	<2,500	**3,579**
TPH C_{10}-C_{15}		<2,500	<2,500	<2,500	<2,500	<2,500	<2,500

Results in nanograms (ng). MDL = Method detecion limit. J = Estimated value less than five (5) times the MDL.

Table 1

Beacon Environmental Services, Inc.
323 Williams Street
Bel Air, MD 21014

Analysis by EPA Method 8260C (Modified)

Client Sample ID:		SGD-AW1	SG-AW2	SG-AW3	SG-AW12	MS-AW12	MSD-AW12
Project Number:		2315	2315	2315	2315	2315	2315
Lab File ID:		10053073	10053074	10053075	10053076	10053077	10053078
Received Date:		5/27/2010	5/27/2010	5/27/2010	5/27/2010	5/27/2010	5/27/2010
Analysis Date:		5/31/2010	5/31/2010	5/31/2010	5/31/2010	5/31/2010	5/31/2010
Analysis Time:		11:00	11:19	11:38	11:58	12:17	12:36
Units:		ng	ng	ng	ng	ng	ng
COMPOUNDS	MDL						
Vinyl Chloride	1.5	<mdl	<mdl	<mdl	<mdl	<mdl	<mdl
Trichlorofluoromethane (Freon 11)	1.5	<mdl	<mdl	<mdl	<mdl	<mdl	<mdl
1,1-Dichloroethene	0.7	<mdl	<mdl	<mdl	<mdl	**70**	**122**
Methylene Chloride	1.1	**6**	**7**	**112**	**6**	**13**	**8**
1,1,2-Trichlorotrifluoroethane (Fr.113)	1.9	<mdl	<mdl	<mdl	<mdl	<mdl	<mdl
trans-1,2-Dichloroethene	0.8	<mdl	<mdl	<mdl	<mdl	<mdl	<mdl
Methyl-t-butyl ether	0.5	<mdl	<mdl	<mdl	<mdl	<mdl	<mdl
1,1-Dichloroethane	0.4	<mdl	<mdl	<mdl	<mdl	<mdl	<mdl
cis-1,2-Dichloroethene	0.5	<mdl	<mdl	<mdl	<mdl	<mdl	<mdl
Chloroform	0.3	<mdl	<mdl	<mdl	<mdl	<mdl	<mdl
1,2-Dichloroethane	0.3	<mdl	<mdl	<mdl	<mdl	<mdl	<mdl
1,1,1-Trichloroethane	0.7	<mdl	<mdl	<mdl	<mdl	<mdl	<mdl
Carbon Tetrachloride	0.7	<mdl	<mdl	<mdl	<mdl	<mdl	<mdl
Benzene	0.5	**3**	**12**	**4**	**2 J**	**114**	**120**
Trichloroethene	1.4	<mdl	<mdl	<mdl	<mdl	**112**	**116**
1,4-Dioxane	0.9	<mdl	<mdl	<mdl	<mdl	<mdl	<mdl
1,1,2-Trichloroethane	0.7	<mdl	<mdl	<mdl	<mdl	<mdl	<mdl
Toluene	1.4	**3 J**	**4 J**	**11**	**3 J**	**121**	**126**
1,2-Dibromoethane (EDB)	0.6	<mdl	<mdl	<mdl	<mdl	<mdl	<mdl
Tetrachloroethene	0.6	<mdl	<mdl	<mdl	<mdl	<mdl	<mdl
1,1,1,2-Tetrachloroethane	0.8	<mdl	<mdl	<mdl	<mdl	<mdl	<mdl
Chlorobenzene	0.3	<mdl	<mdl	<mdl	<mdl	**116**	**120**
Ethylbenzene	0.6	<mdl	<mdl	<mdl	<mdl	<mdl	<mdl
p & m-Xylene	0.4	<mdl	<mdl	<mdl	<mdl	<mdl	<mdl
1,1,2,2-Tetrachloroethane	0.5	<mdl	<mdl	<mdl	<mdl	<mdl	<mdl
o-Xylene	1.2	<mdl	<mdl	<mdl	<mdl	<mdl	<mdl
1,2,3-Trichloropropane	0.9	<mdl	<mdl	<mdl	<mdl	<mdl	<mdl
Isopropylbenzene	0.6	<mdl	<mdl	<mdl	<mdl	<mdl	<mdl
1,3,5-Trimethylbenzene	1.5	<mdl	<mdl	<mdl	<mdl	<mdl	<mdl
1,2,4-Trimethylbenzene	1.6	<mdl	**2 J**	<mdl	<mdl	**2 J**	**2 J**
1,3-Dichlorobenzene	1.1	<mdl	<mdl	<mdl	<mdl	<mdl	<mdl
1,4-Dichlorobenzene	1.5	<mdl	<mdl	<mdl	<mdl	<mdl	<mdl
1,2-Dichlorobenzene	0.9	<mdl	<mdl	<mdl	<mdl	<mdl	<mdl
1,2,4-Trichlorobenzene	1.0	<mdl	<mdl	<mdl	<mdl	<mdl	<mdl
Naphthalene	1.2	<mdl	<mdl	<mdl	<mdl	<mdl	<mdl
1,2,3-Trichlorobenzene	1.1	<mdl	<mdl	<mdl	<mdl	<mdl	<mdl
2-Methylnaphthalene	1.1	<mdl	<mdl	<mdl	<mdl	<mdl	<mdl
TPH C_5-C_9		**3,026**	**2,900**	**3,245**	**5,188**	<2,500	**2,633**
TPH C_{10}-C_{15}		<2,500	<2,500	<2,500	<2,500	<2,500	<2,500

Results in nanograms (ng). MDL = Method detecion limit. J = Estimated value less than five (5) times the MDL.

Table 1

Beacon Environmental Services, Inc.
323 Williams Street
Bel Air, MD 21014

Analysis by EPA Method 8260C (Modified)

Client Sample ID:		mb-7	lcs-7	SG-AW4	SG-AW5	SG-AW6	SG-AW7
Project Number:			2315	2315	2315	2315	2315
Lab File ID:		10053103	10053104	10053105	10053106	10053107	10053108
Received Date:				5/27/2010	5/27/2010	5/27/2010	5/27/2010
Analysis Date:		5/31/2010	5/31/2010	5/31/2010	5/31/2010	5/31/2010	5/31/2010
Analysis Time:		14:01	14:20	14:43	15:03	15:22	15:42
Units:		ng	%REC	ng	ng	ng	ng
COMPOUNDS	MDL						
Vinyl Chloride	1.5	<mdl	**91%**	<mdl	<mdl	<mdl	<mdl
Trichlorofluoromethane (Freon 11)	1.5	<mdl	**87%**	<mdl	<mdl	<mdl	<mdl
1,1-Dichloroethene	0.7	<mdl	**97%**	<mdl	<mdl	<mdl	<mdl
Methylene Chloride	1.1	<mdl	**104%**	**4 J**	**7**	**9**	**5 J**
1,1,2-Trichlorotrifluoroethane (Fr.113)	1.9	<mdl	**98%**	<mdl	<mdl	<mdl	<mdl
trans-1,2-Dichloroethene	0.8	<mdl	**103%**	<mdl	<mdl	<mdl	<mdl
Methyl-t-butyl ether	0.5	<mdl	**103%**	<mdl	<mdl	<mdl	<mdl
1,1-Dichloroethane	0.4	<mdl	**106%**	<mdl	<mdl	<mdl	<mdl
cis-1,2-Dichloroethene	0.5	<mdl	**109%**	<mdl	<mdl	<mdl	<mdl
Chloroform	0.3	<mdl	**113%**	**3**	<mdl	<mdl	<mdl
1,2-Dichloroethane	0.3	<mdl	**117%**	<mdl	<mdl	<mdl	<mdl
1,1,1-Trichloroethane	0.7	<mdl	**99%**	<mdl	<mdl	<mdl	<mdl
Carbon Tetrachloride	0.7	<mdl	**98%**	<mdl	<mdl	<mdl	<mdl
Benzene	0.5	<mdl	**111%**	**2**	**6**	**5**	<mdl
Trichloroethene	1.4	<mdl	**109%**	<mdl	<mdl	<mdl	<mdl
1,4-Dioxane	0.9	<mdl	**115%**	<mdl	<mdl	<mdl	<mdl
1,1,2-Trichloroethane	0.7	<mdl	**118%**	<mdl	<mdl	<mdl	<mdl
Toluene	1.4	<mdl	**96%**	**2 J**	**6 J**	**4 J**	**4 J**
1,2-Dibromoethane (EDB)	0.6	<mdl	**99%**	<mdl	<mdl	<mdl	<mdl
Tetrachloroethene	0.6	<mdl	**92%**	<mdl	<mdl	<mdl	<mdl
1,1,1,2-Tetrachloroethane	0.8	<mdl	**89%**	<mdl	<mdl	<mdl	<mdl
Chlorobenzene	0.3	<mdl	**96%**	<mdl	<mdl	<mdl	<mdl
Ethylbenzene	0.6	<mdl	**99%**	<mdl	<mdl	<mdl	**1 J**
p & m-Xylene	0.4	<mdl	**97%**	<mdl	<mdl	<mdl	<mdl
1,1,2,2-Tetrachloroethane	0.5	<mdl	**100%**	<mdl	<mdl	<mdl	<mdl
o-Xylene	1.2	<mdl	**96%**	<mdl	<mdl	<mdl	<mdl
1,2,3-Trichloropropane	0.9	<mdl	**102%**	<mdl	<mdl	<mdl	<mdl
Isopropylbenzene	0.6	<mdl	**97%**	<mdl	<mdl	<mdl	<mdl
1,3,5-Trimethylbenzene	1.5	<mdl	**84%**	<mdl	<mdl	<mdl	**2 J**
1,2,4-Trimethylbenzene	1.6	<mdl	**96%**	<mdl	<mdl	<mdl	**7 J**
1,3-Dichlorobenzene	1.1	<mdl	**93%**	<mdl	<mdl	<mdl	<mdl
1,4-Dichlorobenzene	1.5	<mdl	**98%**	<mdl	<mdl	<mdl	<mdl
1,2-Dichlorobenzene	0.9	<mdl	**97%**	<mdl	<mdl	<mdl	<mdl
1,2,4-Trichlorobenzene	1.0	<mdl	**97%**	<mdl	<mdl	<mdl	<mdl
Naphthalene	1.2	<mdl	**104%**	**3 J**	<mdl	<mdl	**12**
1,2,3-Trichlorobenzene	1.1	<mdl	**93%**	<mdl	<mdl	<mdl	<mdl
2-Methylnaphthalene	1.1	<mdl	**104%**	**2 J**	<mdl	<mdl	**20**
TPH C_5-C_9		<2,500		<2,500	**5,020**	**2,541**	**4,563**
TPH C_{10}-C_{15}		<2,500		<2,500	<2,500	<2,500	<2,500

Results in nanograms (ng). MDL = Method detecion limit. J = Estimated value less than five (5) times the MDL.

Table 1

Beacon Environmental Services, Inc.
323 Williams Street
Bel Air, MD 21014

Analysis by EPA Method 8260C (Modified)

Client Sample ID:		SG-AW8	SG-AW9	SG-AW10	SG-AW11	SGD-AW11	SG-AW13
Project Number:		2315	2315	2315	2315	2315	2315
Lab File ID:		10053109	10053110	10053111	10053112	10053113	10053114
Received Date:		5/27/2010	5/27/2010	5/27/2010	5/27/2010	5/27/2010	5/27/2010
Analysis Date:		5/31/2010	5/31/2010	5/31/2010	5/31/2010	5/31/2010	5/31/2010
Analysis Time:		16:01	16:21	16:40	17:00	17:19	17:39
Units:		ng	ng	ng	ng	ng	ng
COMPOUNDS	MDL						
Vinyl Chloride	1.5	<mdl	<mdl	<mdl	<mdl	<mdl	<mdl
Trichlorofluoromethane (Freon 11)	1.5	<mdl	<mdl	<mdl	<mdl	<mdl	<mdl
1,1-Dichloroethene	0.7	<mdl	<mdl	<mdl	<mdl	<mdl	<mdl
Methylene Chloride	1.1	**13**	**5 J**	**5 J**	**3 J**	**10**	**14**
1,1,2-Trichlorotrifluoroethane (Fr.113)	1.9	<mdl	<mdl	<mdl	<mdl	<mdl	<mdl
trans-1,2-Dichloroethene	0.8	<mdl	<mdl	<mdl	<mdl	<mdl	<mdl
Methyl-t-butyl ether	0.5	<mdl	<mdl	<mdl	<mdl	<mdl	<mdl
1,1-Dichloroethane	0.4	<mdl	<mdl	<mdl	<mdl	<mdl	<mdl
cis-1,2-Dichloroethene	0.5	<mdl	<mdl	<mdl	<mdl	<mdl	<mdl
Chloroform	0.3	**4**	<mdl	<mdl	<mdl	<mdl	**13**
1,2-Dichloroethane	0.3	<mdl	<mdl	<mdl	<mdl	<mdl	<mdl
1,1,1-Trichloroethane	0.7	<mdl	<mdl	<mdl	<mdl	<mdl	<mdl
Carbon Tetrachloride	0.7	<mdl	<mdl	<mdl	<mdl	<mdl	<mdl
Benzene	0.5	**3**	**6**	**6**	**3**	**3**	<mdl
Trichloroethene	1.4	<mdl	<mdl	<mdl	<mdl	<mdl	<mdl
1,4-Dioxane	0.9	<mdl	<mdl	<mdl	<mdl	<mdl	<mdl
1,1,2-Trichloroethane	0.7	<mdl	<mdl	<mdl	<mdl	<mdl	<mdl
Toluene	1.4	**7**	**6 J**	**4 J**	**4 J**	**4 J**	**5 J**
1,2-Dibromoethane (EDB)	0.6	<mdl	<mdl	<mdl	<mdl	<mdl	<mdl
Tetrachloroethene	0.6	<mdl	<mdl	<mdl	<mdl	<mdl	<mdl
1,1,1,2-Tetrachloroethane	0.8	<mdl	<mdl	<mdl	<mdl	<mdl	<mdl
Chlorobenzene	0.3	<mdl	<mdl	<mdl	<mdl	<mdl	<mdl
Ethylbenzene	0.6	<mdl	<mdl	**27**	<mdl	<mdl	<mdl
p & m-Xylene	0.4	<mdl	<mdl	<mdl	<mdl	<mdl	<mdl
1,1,2,2-Tetrachloroethane	0.5	<mdl	<mdl	<mdl	<mdl	<mdl	<mdl
o-Xylene	1.2	<mdl	<mdl	<mdl	<mdl	<mdl	<mdl
1,2,3-Trichloropropane	0.9	<mdl	<mdl	<mdl	<mdl	<mdl	<mdl
Isopropylbenzene	0.6	<mdl	<mdl	<mdl	<mdl	<mdl	<mdl
1,3,5-Trimethylbenzene	1.5	<mdl	<mdl	<mdl	<mdl	<mdl	<mdl
1,2,4-Trimethylbenzene	1.6	<mdl	<mdl	<mdl	<mdl	<mdl	<mdl
1,3-Dichlorobenzene	1.1	<mdl	<mdl	<mdl	<mdl	<mdl	<mdl
1,4-Dichlorobenzene	1.5	<mdl	<mdl	<mdl	<mdl	<mdl	<mdl
1,2-Dichlorobenzene	0.9	<mdl	<mdl	<mdl	<mdl	<mdl	<mdl
1,2,4-Trichlorobenzene	1.0	<mdl	<mdl	<mdl	<mdl	<mdl	<mdl
Naphthalene	1.2	<mdl	<mdl	<mdl	<mdl	<mdl	<mdl
1,2,3-Trichlorobenzene	1.1	<mdl	<mdl	<mdl	<mdl	<mdl	<mdl
2-Methylnaphthalene	1.1	<mdl	<mdl	<mdl	<mdl	<mdl	<mdl
TPH C_5-C_9		**3,347**	<2,500	<2,500	<2,500	**5,478**	**3,576**
TPH C_{10}-C_{15}		<2,500	<2,500	<2,500	<2,500	<2,500	<2,500

Results in nanograms (ng). MDL = Method detecion limit. J = Estimated value less than five (5) times the MDL.

Table 1

Beacon Environmental Services, Inc.
323 Williams Street
Bel Air, MD 21014

Analysis by EPA Method 8260C (Modified)

Client Sample ID:		SG-AW14	SG-AW15	SG-AW16	SG-AW17	SG-AW18	SG-AW19
Project Number:		2315	2315	2315	2315	2315	2315
Lab File ID:		10053115	10053116	10053117	10053118	10053119	10053120
Received Date:		5/27/2010	5/27/2010	5/27/2010	5/27/2010	5/27/2010	5/27/2010
Analysis Date:		5/31/2010	5/31/2010	5/31/2010	5/31/2010	5/31/2010	5/31/2010
Analysis Time:		17:59	18:18	18:37	18:57	19:16	19:36
Units:		ng	ng	ng	ng	ng	ng
COMPOUNDS	MDL						
Vinyl Chloride	1.5	<mdl	<mdl	<mdl	<mdl	<mdl	<mdl
Trichlorofluoromethane (Freon 11)	1.5	<mdl	<mdl	<mdl	<mdl	<mdl	<mdl
1,1-Dichloroethene	0.7	<mdl	<mdl	<mdl	<mdl	<mdl	<mdl
Methylene Chloride	1.1	**6**	<mdl	**4 J**	**5 J**	<mdl	**6**
1,1,2-Trichlorotrifluoroethane (Fr.113)	1.9	<mdl	<mdl	<mdl	<mdl	<mdl	<mdl
trans-1,2-Dichloroethene	0.8	<mdl	<mdl	<mdl	<mdl	<mdl	<mdl
Methyl-t-butyl ether	0.5	<mdl	<mdl	<mdl	<mdl	<mdl	<mdl
1,1-Dichloroethane	0.4	<mdl	<mdl	<mdl	<mdl	<mdl	<mdl
cis-1,2-Dichloroethene	0.5	<mdl	<mdl	<mdl	<mdl	<mdl	<mdl
Chloroform	0.3	<mdl	**4**	**11**	**8**	<mdl	<mdl
1,2-Dichloroethane	0.3	<mdl	<mdl	<mdl	<mdl	<mdl	<mdl
1,1,1-Trichloroethane	0.7	<mdl	<mdl	<mdl	<mdl	<mdl	<mdl
Carbon Tetrachloride	0.7	<mdl	<mdl	<mdl	<mdl	<mdl	<mdl
Benzene	0.5	**2 J**	**3**	<mdl	<mdl	**4**	<mdl
Trichloroethene	1.4	<mdl	<mdl	<mdl	<mdl	<mdl	<mdl
1,4-Dioxane	0.9	<mdl	<mdl	<mdl	<mdl	<mdl	<mdl
1,1,2-Trichloroethane	0.7	<mdl	<mdl	<mdl	<mdl	<mdl	<mdl
Toluene	1.4	**4 J**	**5 J**	**2 J**	**2 J**	**8**	**5 J**
1,2-Dibromoethane (EDB)	0.6	<mdl	<mdl	<mdl	<mdl	<mdl	<mdl
Tetrachloroethene	0.6	<mdl	<mdl	<mdl	<mdl	<mdl	<mdl
1,1,1,2-Tetrachloroethane	0.8	<mdl	<mdl	<mdl	<mdl	<mdl	<mdl
Chlorobenzene	0.3	<mdl	<mdl	<mdl	<mdl	<mdl	<mdl
Ethylbenzene	0.6	<mdl	<mdl	<mdl	<mdl	<mdl	<mdl
p & m-Xylene	0.4	<mdl	**1 J**	<mdl	<mdl	**2 J**	**1 J**
1,1,2,2-Tetrachloroethane	0.5	<mdl	<mdl	<mdl	<mdl	<mdl	<mdl
o-Xylene	1.2	<mdl	<mdl	<mdl	<mdl	<mdl	<mdl
1,2,3-Trichloropropane	0.9	<mdl	<mdl	<mdl	<mdl	<mdl	<mdl
Isopropylbenzene	0.6	<mdl	<mdl	<mdl	<mdl	<mdl	<mdl
1,3,5-Trimethylbenzene	1.5	<mdl	<mdl	<mdl	<mdl	<mdl	<mdl
1,2,4-Trimethylbenzene	1.6	<mdl	<mdl	<mdl	<mdl	**2 J**	<mdl
1,3-Dichlorobenzene	1.1	<mdl	<mdl	<mdl	<mdl	<mdl	<mdl
1,4-Dichlorobenzene	1.5	<mdl	<mdl	<mdl	<mdl	<mdl	<mdl
1,2-Dichlorobenzene	0.9	<mdl	<mdl	<mdl	<mdl	<mdl	<mdl
1,2,4-Trichlorobenzene	1.0	<mdl	<mdl	<mdl	<mdl	<mdl	<mdl
Naphthalene	1.2	<mdl	<mdl	<mdl	<mdl	**5 J**	<mdl
1,2,3-Trichlorobenzene	1.1	<mdl	<mdl	<mdl	<mdl	<mdl	<mdl
2-Methylnaphthalene	1.1	<mdl	<mdl	<mdl	<mdl	**2 J**	<mdl
TPH C_5-C_9		<2,500	**2,547**	<2,500	<2,500	**2,714**	**6,663**
TPH C_{10}-C_{15}		<2,500	<2,500	<2,500	<2,500	<2,500	<2,500

Results in nanograms (ng). MDL = Method detecion limit. J = Estimated value less than five (5) times the MDL.

Table 1

Beacon Environmental Services, Inc.
323 Williams Street
Bel Air, MD 21014

Analysis by EPA Method 8260C (Modified)

Client Sample ID:		SG-AW20	Trip-5	SG-AW21	SG-AW39	MS-AW39	MSD-AW39
Project Number:		2315	2315	2315	2315	2315	2315
Lab File ID:		10053121	10053122	10053123	10053124	10053125	10053126
Received Date:		5/27/2010	5/27/2010	5/27/2010	5/27/2010	5/27/2010	5/27/2010
Analysis Date:		5/31/2010	5/31/2010	5/31/2010	5/31/2010	5/31/2010	5/31/2010
Analysis Time:		19:55	20:15	20:34	20:53	21:13	21:33
Units:		ng	ng	ng	ng	ng	ng
COMPOUNDS	MDL						
Vinyl Chloride	1.5	<mdl	<mdl	<mdl	<mdl	<mdl	<mdl
Trichlorofluoromethane (Freon 11)	1.5	<mdl	<mdl	<mdl	<mdl	<mdl	<mdl
1,1-Dichloroethene	0.7	<mdl	<mdl	<mdl	<mdl	**102**	**125**
Methylene Chloride	1.1	**6**	<mdl	**38**	**4 J**	**10**	<mdl
1,1,2-Trichlorotrifluoroethane (Fr.113)	1.9	<mdl	<mdl	<mdl	<mdl	<mdl	<mdl
trans-1,2-Dichloroethene	0.8	<mdl	<mdl	<mdl	<mdl	<mdl	<mdl
Methyl-t-butyl ether	0.5	<mdl	<mdl	<mdl	<mdl	<mdl	<mdl
1,1-Dichloroethane	0.4	<mdl	<mdl	<mdl	<mdl	<mdl	<mdl
cis-1,2-Dichloroethene	0.5	<mdl	<mdl	<mdl	<mdl	<mdl	<mdl
Chloroform	0.3	**5**	<mdl	**62**	<mdl	<mdl	<mdl
1,2-Dichloroethane	0.3	<mdl	<mdl	<mdl	<mdl	<mdl	<mdl
1,1,1-Trichloroethane	0.7	<mdl	<mdl	<mdl	<mdl	<mdl	<mdl
Carbon Tetrachloride	0.7	<mdl	<mdl	<mdl	<mdl	<mdl	<mdl
Benzene	0.5	**2 J**	<mdl	**5**	<mdl	**115**	**137**
Trichloroethene	1.4	<mdl	<mdl	<mdl	<mdl	**108**	**134**
1,4-Dioxane	0.9	<mdl	<mdl	<mdl	<mdl	<mdl	<mdl
1,1,2-Trichloroethane	0.7	<mdl	<mdl	<mdl	<mdl	<mdl	<mdl
Toluene	1.4	**3 J**	**2 J**	**5 J**	**3 J**	**119**	**136**
1,2-Dibromoethane (EDB)	0.6	<mdl	<mdl	<mdl	<mdl	<mdl	<mdl
Tetrachloroethene	0.6	<mdl	<mdl	<mdl	<mdl	<mdl	<mdl
1,1,1,2-Tetrachloroethane	0.8	<mdl	<mdl	<mdl	<mdl	<mdl	<mdl
Chlorobenzene	0.3	<mdl	<mdl	<mdl	<mdl	**115**	**128**
Ethylbenzene	0.6	<mdl	<mdl	<mdl	<mdl	<mdl	<mdl
p & m-Xylene	0.4	<mdl	<mdl	<mdl	<mdl	<mdl	<mdl
1,1,2,2-Tetrachloroethane	0.5	<mdl	<mdl	<mdl	<mdl	<mdl	<mdl
o-Xylene	1.2	<mdl	<mdl	<mdl	<mdl	<mdl	<mdl
1,2,3-Trichloropropane	0.9	<mdl	<mdl	<mdl	<mdl	<mdl	<mdl
Isopropylbenzene	0.6	<mdl	<mdl	<mdl	<mdl	<mdl	<mdl
1,3,5-Trimethylbenzene	1.5	<mdl	<mdl	<mdl	<mdl	<mdl	<mdl
1,2,4-Trimethylbenzene	1.6	<mdl	<mdl	<mdl	<mdl	<mdl	<mdl
1,3-Dichlorobenzene	1.1	<mdl	<mdl	<mdl	<mdl	<mdl	<mdl
1,4-Dichlorobenzene	1.5	<mdl	<mdl	<mdl	<mdl	<mdl	<mdl
1,2-Dichlorobenzene	0.9	<mdl	<mdl	<mdl	<mdl	<mdl	<mdl
1,2,4-Trichlorobenzene	1.0	<mdl	<mdl	<mdl	<mdl	<mdl	<mdl
Naphthalene	1.2	<mdl	<mdl	**6 J**	**4 J**	**4 J**	**4 J**
1,2,3-Trichlorobenzene	1.1	<mdl	<mdl	<mdl	<mdl	<mdl	<mdl
2-Methylnaphthalene	1.1	<mdl	<mdl	<mdl	<mdl	<mdl	<mdl
TPH C_5-C_9		<2,500	<2,500	**3,872**	**5,297**	<2,500	**2,510**
TPH C_{10}-C_{15}		<2,500	<2,500	<2,500	<2,500	<2,500	<2,500

Results in nanograms (ng). MDL = Method detecion limit. J = Estimated value less than five (5) times the MDL.

Table 1

Beacon Environmental Services, Inc.
323 Williams Street
Bel Air, MD 21014

Analysis by EPA Method 8260C (Modified)

Client Sample ID:		mb-8	lcs-8	SG-AW22	SG-AW23	SGD-AW23	SG-AW24
Project Number:			2315	2315	2315	2315	2315
Lab File ID:		10053129	10053130	10053131	10053132	10053133	10053134
Received Date:				5/28/2010	5/28/2010	5/28/2010	5/28/2010
Analysis Date:		5/31/2010	5/31/2010	5/31/2010	5/31/2010	5/31/2010	6/1/2010
Analysis Time:		22:36	22:55	23:19	23:39	23:58	12:17
Units:		ng	%REC	ng	ng	ng	ng
COMPOUNDS	MDL						
Vinyl Chloride	1.5	<mdl	**92%**	<mdl	<mdl	<mdl	<mdl
Trichlorofluoromethane (Freon 11)	1.5	<mdl	**92%**	<mdl	<mdl	<mdl	<mdl
1,1-Dichloroethene	0.7	<mdl	**101%**	<mdl	<mdl	<mdl	<mdl
Methylene Chloride	1.1	<mdl	**87%**	<mdl	<mdl	<mdl	<mdl
1,1,2-Trichlorotrifluoroethane (Fr.113)	1.9	<mdl	**92%**	<mdl	<mdl	<mdl	<mdl
trans-1,2-Dichloroethene	0.8	<mdl	**94%**	<mdl	<mdl	<mdl	<mdl
Methyl-t-butyl ether	0.5	<mdl	**103%**	<mdl	<mdl	<mdl	<mdl
1,1-Dichloroethane	0.4	<mdl	**102%**	<mdl	<mdl	<mdl	<mdl
cis-1,2-Dichloroethene	0.5	<mdl	**102%**	<mdl	<mdl	<mdl	<mdl
Chloroform	0.3	<mdl	**105%**	<mdl	**33**	**36**	**20**
1,2-Dichloroethane	0.3	<mdl	**108%**	<mdl	<mdl	<mdl	<mdl
1,1,1-Trichloroethane	0.7	<mdl	**102%**	<mdl	<mdl	<mdl	<mdl
Carbon Tetrachloride	0.7	<mdl	**99%**	<mdl	<mdl	<mdl	<mdl
Benzene	0.5	<mdl	**106%**	**2**	**3**	**3**	<mdl
Trichloroethene	1.4	<mdl	**98%**	<mdl	<mdl	<mdl	<mdl
1,4-Dioxane	0.9	<mdl	**104%**	<mdl	<mdl	<mdl	<mdl
1,1,2-Trichloroethane	0.7	<mdl	**110%**	<mdl	<mdl	<mdl	<mdl
Toluene	1.4	<mdl	**98%**	**4 J**	**6 J**	**6 J**	**5 J**
1,2-Dibromoethane (EDB)	0.6	<mdl	**97%**	<mdl	<mdl	<mdl	<mdl
Tetrachloroethene	0.6	<mdl	**92%**	<mdl	<mdl	<mdl	<mdl
1,1,1,2-Tetrachloroethane	0.8	<mdl	**96%**	<mdl	<mdl	<mdl	<mdl
Chlorobenzene	0.3	<mdl	**96%**	<mdl	<mdl	<mdl	<mdl
Ethylbenzene	0.6	<mdl	**99%**	<mdl	<mdl	<mdl	<mdl
p & m-Xylene	0.4	<mdl	**100%**	<mdl	**1 J**	<mdl	<mdl
1,1,2,2-Tetrachloroethane	0.5	<mdl	**106%**	<mdl	<mdl	<mdl	<mdl
o-Xylene	1.2	<mdl	**98%**	<mdl	<mdl	<mdl	<mdl
1,2,3-Trichloropropane	0.9	<mdl	**103%**	<mdl	<mdl	<mdl	<mdl
Isopropylbenzene	0.6	<mdl	**101%**	<mdl	<mdl	<mdl	<mdl
1,3,5-Trimethylbenzene	1.5	<mdl	**98%**	<mdl	<mdl	<mdl	<mdl
1,2,4-Trimethylbenzene	1.6	<mdl	**100%**	<mdl	<mdl	<mdl	<mdl
1,3-Dichlorobenzene	1.1	<mdl	**113%**	<mdl	<mdl	<mdl	<mdl
1,4-Dichlorobenzene	1.5	<mdl	**99%**	<mdl	<mdl	<mdl	<mdl
1,2-Dichlorobenzene	0.9	<mdl	**98%**	<mdl	<mdl	<mdl	<mdl
1,2,4-Trichlorobenzene	1.0	<mdl	**99%**	<mdl	<mdl	<mdl	<mdl
Naphthalene	1.2	<mdl	**107%**	**4 J**	**7**	<mdl	<mdl
1,2,3-Trichlorobenzene	1.1	<mdl	**97%**	<mdl	<mdl	<mdl	<mdl
2-Methylnaphthalene	1.1	<mdl	**111%**	**3 J**	<mdl	<mdl	<mdl
TPH C_5-C_9		<2,500		<2,500	**3,120**	**3,322**	**5,592**
TPH C_{10}-C_{15}		<2,500		<2,500	<2,500	<2,500	<2,500

Results in nanograms (ng). MDL = Method detecion limit. J = Estimated value less than five (5) times the MDL.

Table 1

Beacon Environmental Services, Inc.
323 Williams Street
Bel Air, MD 21014

Analysis by EPA Method 8260C (Modified)

Client Sample ID:		SG-AW25	SG-AW26	SG-AW27	SG-AW28	SG-AW29	SG-AW30
Project Number:		2315	2315	2315	2315	2315	2315
Lab File ID:		10053135	10053136	10053137	10053138	10053139	10053140
Received Date:		5/28/2010	5/28/2010	5/28/2010	5/28/2010	5/28/2010	5/28/2010
Analysis Date:		6/1/2010	6/1/2010	6/1/2010	6/1/2010	6/1/2010	6/1/2010
Analysis Time:		12:37	12:56	1:16	1:35	1:55	2:14
Units:		ng	ng	ng	ng	ng	ng
COMPOUNDS	MDL						
Vinyl Chloride	1.5	<mdl	<mdl	<mdl	<mdl	<mdl	<mdl
Trichlorofluoromethane (Freon 11)	1.5	<mdl	<mdl	<mdl	<mdl	<mdl	<mdl
1,1-Dichloroethene	0.7	<mdl	<mdl	<mdl	<mdl	<mdl	<mdl
Methylene Chloride	1.1	**9**	**34**	**32**	**7**	<mdl	<mdl
1,1,2-Trichlorotrifluoroethane (Fr.113)	1.9	<mdl	<mdl	<mdl	<mdl	<mdl	<mdl
trans-1,2-Dichloroethene	0.8	<mdl	<mdl	<mdl	<mdl	<mdl	<mdl
Methyl-t-butyl ether	0.5	<mdl	<mdl	<mdl	<mdl	<mdl	<mdl
1,1-Dichloroethane	0.4	<mdl	<mdl	<mdl	<mdl	<mdl	<mdl
cis-1,2-Dichloroethene	0.5	<mdl	<mdl	<mdl	<mdl	<mdl	<mdl
Chloroform	0.3	<mdl	<mdl	<mdl	**3**	<mdl	**3**
1,2-Dichloroethane	0.3	<mdl	<mdl	<mdl	<mdl	<mdl	<mdl
1,1,1-Trichloroethane	0.7	<mdl	<mdl	<mdl	<mdl	<mdl	<mdl
Carbon Tetrachloride	0.7	<mdl	<mdl	<mdl	<mdl	<mdl	<mdl
Benzene	0.5	**1 J**	<mdl	**4**	**1 J**	**4**	**9**
Trichloroethene	1.4	<mdl	<mdl	<mdl	<mdl	<mdl	<mdl
1,4-Dioxane	0.9	<mdl	<mdl	<mdl	<mdl	<mdl	<mdl
1,1,2-Trichloroethane	0.7	<mdl	<mdl	<mdl	<mdl	<mdl	<mdl
Toluene	1.4	**3 J**	**2 J**	**4 J**	**3 J**	**3 J**	**3 J**
1,2-Dibromoethane (EDB)	0.6	<mdl	<mdl	<mdl	<mdl	<mdl	<mdl
Tetrachloroethene	0.6	<mdl	<mdl	<mdl	<mdl	<mdl	<mdl
1,1,1,2-Tetrachloroethane	0.8	<mdl	<mdl	<mdl	<mdl	<mdl	<mdl
Chlorobenzene	0.3	<mdl	<mdl	<mdl	<mdl	<mdl	<mdl
Ethylbenzene	0.6	<mdl	<mdl	<mdl	<mdl	<mdl	<mdl
p & m-Xylene	0.4	<mdl	<mdl	<mdl	<mdl	<mdl	<mdl
1,1,2,2-Tetrachloroethane	0.5	<mdl	<mdl	<mdl	<mdl	<mdl	<mdl
o-Xylene	1.2	<mdl	<mdl	<mdl	<mdl	<mdl	<mdl
1,2,3-Trichloropropane	0.9	<mdl	<mdl	<mdl	<mdl	<mdl	<mdl
Isopropylbenzene	0.6	<mdl	<mdl	<mdl	<mdl	<mdl	<mdl
1,3,5-Trimethylbenzene	1.5	<mdl	<mdl	<mdl	<mdl	<mdl	<mdl
1,2,4-Trimethylbenzene	1.6	**3 J**	<mdl	<mdl	<mdl	<mdl	<mdl
1,3-Dichlorobenzene	1.1	<mdl	<mdl	<mdl	<mdl	<mdl	<mdl
1,4-Dichlorobenzene	1.5	<mdl	<mdl	<mdl	<mdl	<mdl	<mdl
1,2-Dichlorobenzene	0.9	<mdl	<mdl	<mdl	<mdl	<mdl	<mdl
1,2,4-Trichlorobenzene	1.0	<mdl	<mdl	<mdl	<mdl	<mdl	<mdl
Naphthalene	1.2	<mdl	<mdl	**10**	<mdl	<mdl	<mdl
1,2,3-Trichlorobenzene	1.1	<mdl	<mdl	<mdl	<mdl	<mdl	<mdl
2-Methylnaphthalene	1.1	<mdl	<mdl	**22**	<mdl	<mdl	<mdl
TPH C_5-C_9		<2,500	<2,500	**10,232**	<2,500	**3,566**	<2,500
TPH C_{10}-C_{15}		<2,500	<2,500	<2,500	<2,500	<2,500	<2,500

Results in nanograms (ng). MDL = Method detecion limit. J = Estimated value less than five (5) times the MDL.

Table 1

Beacon Environmental Services, Inc.
323 Williams Street
Bel Air, MD 21014

Analysis by EPA Method 8260C (Modified)

Client Sample ID:		SG-AW31	SG-AW32	SGD-AW32	SG-AW33	SG-AW34	SG-AW35
Project Number:		2315	2315	2315	2315	2315	2315
Lab File ID:		10053141	10053142	10053143	10053144	10053145	10053146
Received Date:		5/27/2010	5/28/2010	5/28/2010	5/28/2010	5/28/2010	5/28/2010
Analysis Date:		6/1/2010	6/1/2010	6/1/2010	6/1/2010	6/1/2010	6/1/2010
Analysis Time:		2:34	2:53	3:13	3:32	3:52	4:11
Units:		ng	ng	ng	ng	ng	ng
COMPOUNDS	MDL						
Vinyl Chloride	1.5	<mdl	<mdl	<mdl	<mdl	<mdl	<mdl
Trichlorofluoromethane (Freon 11)	1.5	<mdl	<mdl	<mdl	<mdl	<mdl	<mdl
1,1-Dichloroethene	0.7	<mdl	<mdl	<mdl	<mdl	<mdl	<mdl
Methylene Chloride	1.1	**12**	<mdl	**4 J**	<mdl	<mdl	<mdl
1,1,2-Trichlorotrifluoroethane (Fr.113)	1.9	<mdl	<mdl	<mdl	<mdl	<mdl	<mdl
trans-1,2-Dichloroethene	0.8	<mdl	<mdl	<mdl	<mdl	<mdl	<mdl
Methyl-t-butyl ether	0.5	<mdl	<mdl	<mdl	<mdl	<mdl	<mdl
1,1-Dichloroethane	0.4	<mdl	<mdl	<mdl	<mdl	<mdl	<mdl
cis-1,2-Dichloroethene	0.5	<mdl	<mdl	<mdl	<mdl	<mdl	<mdl
Chloroform	0.3	**8**	**11**	**12**	**5**	<mdl	**12**
1,2-Dichloroethane	0.3	<mdl	<mdl	<mdl	<mdl	<mdl	<mdl
1,1,1-Trichloroethane	0.7	<mdl	<mdl	<mdl	<mdl	<mdl	<mdl
Carbon Tetrachloride	0.7	<mdl	<mdl	<mdl	<mdl	<mdl	<mdl
Benzene	0.5	**5**	**3**	<mdl	**3**	<mdl	<mdl
Trichloroethene	1.4	<mdl	<mdl	<mdl	<mdl	<mdl	<mdl
1,4-Dioxane	0.9	<mdl	<mdl	<mdl	<mdl	<mdl	<mdl
1,1,2-Trichloroethane	0.7	<mdl	<mdl	<mdl	<mdl	<mdl	<mdl
Toluene	1.4	**3 J**	**4 J**	**2 J**	**3 J**	**2 J**	**3 J**
1,2-Dibromoethane (EDB)	0.6	<mdl	<mdl	<mdl	<mdl	<mdl	<mdl
Tetrachloroethene	0.6	<mdl	<mdl	<mdl	<mdl	<mdl	<mdl
1,1,1,2-Tetrachloroethane	0.8	<mdl	<mdl	<mdl	<mdl	<mdl	<mdl
Chlorobenzene	0.3	<mdl	<mdl	<mdl	<mdl	<mdl	<mdl
Ethylbenzene	0.6	<mdl	<mdl	<mdl	<mdl	<mdl	<mdl
p & m-Xylene	0.4	<mdl	**1 J**	<mdl	<mdl	<mdl	<mdl
1,1,2,2-Tetrachloroethane	0.5	<mdl	<mdl	<mdl	<mdl	<mdl	<mdl
o-Xylene	1.2	<mdl	<mdl	<mdl	<mdl	<mdl	<mdl
1,2,3-Trichloropropane	0.9	<mdl	<mdl	<mdl	<mdl	<mdl	<mdl
Isopropylbenzene	0.6	<mdl	<mdl	<mdl	<mdl	<mdl	<mdl
1,3,5-Trimethylbenzene	1.5	<mdl	<mdl	<mdl	<mdl	<mdl	<mdl
1,2,4-Trimethylbenzene	1.6	<mdl	<mdl	<mdl	<mdl	<mdl	<mdl
1,3-Dichlorobenzene	1.1	<mdl	<mdl	<mdl	<mdl	<mdl	<mdl
1,4-Dichlorobenzene	1.5	<mdl	<mdl	<mdl	<mdl	<mdl	<mdl
1,2-Dichlorobenzene	0.9	<mdl	<mdl	<mdl	<mdl	<mdl	<mdl
1,2,4-Trichlorobenzene	1.0	<mdl	<mdl	<mdl	<mdl	<mdl	<mdl
Naphthalene	1.2	<mdl	<mdl	<mdl	<mdl	<mdl	<mdl
1,2,3-Trichlorobenzene	1.1	<mdl	<mdl	<mdl	<mdl	<mdl	<mdl
2-Methylnaphthalene	1.1	<mdl	<mdl	<mdl	<mdl	<mdl	<mdl
TPH C_5-C_9		<2,500	**3,509**	**2,863**	<2,500	<2,500	<2,500
TPH C_{10}-C_{15}		<2,500	<2,500	<2,500	<2,500	<2,500	<2,500

Results in nanograms (ng). MDL = Method detecion limit. J = Estimated value less than five (5) times the MDL.

Table 1

Beacon Environmental Services, Inc.
323 Williams Street
Bel Air, MD 21014

Analysis by EPA Method 8260C (Modified)

Client Sample ID:		SGD-AW35	SG-AW36	SG-AW37	SG-AW61	MS-AW61	MSD-AW61
Project Number:		2315	2315	2315	2315	2315	2315
Lab File ID:		10053147	10053148	10053149	10053150	10053151	10053152
Received Date:		5/28/2010	5/27/2010	5/27/2010	5/27/2010	5/27/2010	5/27/2010
Analysis Date:		6/1/2010	6/1/2010	6/1/2010	6/1/2010	6/1/2010	6/1/2010
Analysis Time:		4:31	4:51	5:10	5:30	5:49	6:08
Units:		ng	ng	ng	ng	ng	ng
COMPOUNDS	MDL						
Vinyl Chloride	1.5	<mdl	<mdl	<mdl	<mdl	<mdl	<mdl
Trichlorofluoromethane (Freon 11)	1.5	<mdl	<mdl	<mdl	<mdl	<mdl	<mdl
1,1-Dichloroethene	0.7	<mdl	<mdl	<mdl	<mdl	**90**	**102**
Methylene Chloride	1.1	**3 J**	**10**	<mdl	<mdl	<mdl	<mdl
1,1,2-Trichlorotrifluoroethane (Fr.113)	1.9	<mdl	<mdl	<mdl	<mdl	<mdl	<mdl
trans-1,2-Dichloroethene	0.8	<mdl	<mdl	<mdl	<mdl	<mdl	<mdl
Methyl-t-butyl ether	0.5	<mdl	<mdl	<mdl	<mdl	<mdl	<mdl
1,1-Dichloroethane	0.4	<mdl	<mdl	<mdl	<mdl	<mdl	<mdl
cis-1,2-Dichloroethene	0.5	<mdl	<mdl	<mdl	<mdl	<mdl	<mdl
Chloroform	0.3	**15**	<mdl	<mdl	<mdl	<mdl	<mdl
1,2-Dichloroethane	0.3	<mdl	<mdl	<mdl	<mdl	<mdl	<mdl
1,1,1-Trichloroethane	0.7	<mdl	<mdl	<mdl	<mdl	<mdl	<mdl
Carbon Tetrachloride	0.7	<mdl	<mdl	<mdl	<mdl	<mdl	<mdl
Benzene	0.5	<mdl	**5**	**4**	**3**	**113**	**118**
Trichloroethene	1.4	<mdl	<mdl	<mdl	<mdl	**107**	**115**
1,4-Dioxane	0.9	<mdl	<mdl	<mdl	<mdl	<mdl	<mdl
1,1,2-Trichloroethane	0.7	<mdl	<mdl	<mdl	<mdl	<mdl	<mdl
Toluene	1.4	**3 J**	**4 J**	**3 J**	**6 J**	**123**	**129**
1,2-Dibromoethane (EDB)	0.6	<mdl	<mdl	<mdl	<mdl	<mdl	<mdl
Tetrachloroethene	0.6	<mdl	<mdl	<mdl	<mdl	<mdl	<mdl
1,1,1,2-Tetrachloroethane	0.8	<mdl	<mdl	<mdl	<mdl	<mdl	<mdl
Chlorobenzene	0.3	<mdl	<mdl	<mdl	<mdl	**114**	**120**
Ethylbenzene	0.6	<mdl	<mdl	<mdl	<mdl	<mdl	<mdl
p & m-Xylene	0.4	<mdl	<mdl	<mdl	**2 J**	**1 J**	**1 J**
1,1,2,2-Tetrachloroethane	0.5	<mdl	<mdl	<mdl	<mdl	<mdl	<mdl
o-Xylene	1.2	<mdl	<mdl	<mdl	<mdl	<mdl	<mdl
1,2,3-Trichloropropane	0.9	<mdl	<mdl	<mdl	<mdl	<mdl	<mdl
Isopropylbenzene	0.6	<mdl	<mdl	<mdl	<mdl	<mdl	<mdl
1,3,5-Trimethylbenzene	1.5	<mdl	<mdl	<mdl	<mdl	<mdl	<mdl
1,2,4-Trimethylbenzene	1.6	<mdl	<mdl	<mdl	**2 J**	**2 J**	**3 J**
1,3-Dichlorobenzene	1.1	<mdl	<mdl	<mdl	<mdl	<mdl	<mdl
1,4-Dichlorobenzene	1.5	<mdl	<mdl	<mdl	<mdl	<mdl	<mdl
1,2-Dichlorobenzene	0.9	<mdl	<mdl	<mdl	<mdl	<mdl	<mdl
1,2,4-Trichlorobenzene	1.0	<mdl	<mdl	<mdl	<mdl	<mdl	<mdl
Naphthalene	1.2	<mdl	**9**	<mdl	<mdl	<mdl	<mdl
1,2,3-Trichlorobenzene	1.1	<mdl	<mdl	<mdl	<mdl	<mdl	<mdl
2-Methylnaphthalene	1.1	<mdl	<mdl	<mdl	<mdl	<mdl	<mdl
TPH C_5-C_9		<2,500	**2,874**	<2,500	**3,039**	**4,699**	**4,635**
TPH C_{10}-C_{15}		<2,500	<2,500	<2,500	<2,500	<2,500	<2,500

Results in nanograms (ng). MDL = Method detecion limit. J = Estimated value less than five (5) times the MDL.

Table 1

Beacon Environmental Services, Inc.
323 Williams Street
Bel Air, MD 21014

Analysis by EPA Method 8260C (Modified)

Client Sample ID:		mb-9	lcs-9	Trip-6	SG-AW38	SG-AW40	SG-AW41
Project Number:			2315	2315	2315	2315	2315
Lab File ID:		10053155	10053156	10053157	10053158	10053159	10053160
Received Date:				5/28/2010	5/27/2010	5/27/2010	5/27/2010
Analysis Date:		6/1/2010	6/1/2010	6/1/2010	6/1/2010	6/1/2010	6/1/2010
Analysis Time:		7:11	7:31	7:54	8:14	8:33	8:53
Units:		ng	%REC	ng	ng	ng	ng
COMPOUNDS	MDL						
Vinyl Chloride	1.5	<mdl	**107%**	<mdl	<mdl	<mdl	<mdl
Trichlorofluoromethane (Freon 11)	1.5	<mdl	**90%**	<mdl	<mdl	<mdl	<mdl
1,1-Dichloroethene	0.7	<mdl	**87%**	<mdl	<mdl	<mdl	<mdl
Methylene Chloride	1.1	<mdl	**90%**	<mdl	**7**	<mdl	**30**
1,1,2-Trichlorotrifluoroethane (Fr.113)	1.9	<mdl	**96%**	<mdl	<mdl	<mdl	<mdl
trans-1,2-Dichloroethene	0.8	<mdl	**87%**	<mdl	<mdl	<mdl	<mdl
Methyl-t-butyl ether	0.5	<mdl	**92%**	<mdl	<mdl	<mdl	<mdl
1,1-Dichloroethane	0.4	<mdl	**88%**	<mdl	<mdl	<mdl	<mdl
cis-1,2-Dichloroethene	0.5	<mdl	**98%**	<mdl	<mdl	<mdl	<mdl
Chloroform	0.3	<mdl	**101%**	<mdl	**5**	<mdl	<mdl
1,2-Dichloroethane	0.3	<mdl	**105%**	<mdl	<mdl	<mdl	<mdl
1,1,1-Trichloroethane	0.7	<mdl	**94%**	<mdl	<mdl	<mdl	<mdl
Carbon Tetrachloride	0.7	<mdl	**94%**	<mdl	<mdl	<mdl	<mdl
Benzene	0.5	<mdl	**105%**	<mdl	**3**	<mdl	**6**
Trichloroethene	1.4	<mdl	**109%**	<mdl	<mdl	<mdl	<mdl
1,4-Dioxane	0.9	<mdl	**118%**	<mdl	<mdl	<mdl	<mdl
1,1,2-Trichloroethane	0.7	<mdl	**112%**	<mdl	<mdl	<mdl	<mdl
Toluene	1.4	<mdl	**91%**	**2 J**	**4 J**	**4 J**	**4 J**
1,2-Dibromoethane (EDB)	0.6	<mdl	**93%**	<mdl	<mdl	<mdl	<mdl
Tetrachloroethene	0.6	<mdl	**88%**	<mdl	<mdl	<mdl	<mdl
1,1,1,2-Tetrachloroethane	0.8	<mdl	**90%**	<mdl	<mdl	<mdl	<mdl
Chlorobenzene	0.3	<mdl	**93%**	<mdl	<mdl	<mdl	<mdl
Ethylbenzene	0.6	<mdl	**93%**	<mdl	<mdl	<mdl	**1 J**
p & m-Xylene	0.4	<mdl	**94%**	<mdl	<mdl	<mdl	**2**
1,1,2,2-Tetrachloroethane	0.5	<mdl	**98%**	<mdl	<mdl	<mdl	<mdl
o-Xylene	1.2	<mdl	**95%**	<mdl	<mdl	<mdl	**3 J**
1,2,3-Trichloropropane	0.9	<mdl	**112%**	<mdl	<mdl	<mdl	<mdl
Isopropylbenzene	0.6	<mdl	**95%**	<mdl	<mdl	<mdl	**2 J**
1,3,5-Trimethylbenzene	1.5	<mdl	**83%**	<mdl	<mdl	<mdl	**51**
1,2,4-Trimethylbenzene	1.6	<mdl	**105%**	<mdl	<mdl	<mdl	**126**
1,3-Dichlorobenzene	1.1	<mdl	**103%**	<mdl	<mdl	<mdl	<mdl
1,4-Dichlorobenzene	1.5	<mdl	**113%**	<mdl	<mdl	<mdl	<mdl
1,2-Dichlorobenzene	0.9	<mdl	**96%**	<mdl	<mdl	<mdl	<mdl
1,2,4-Trichlorobenzene	1.0	<mdl	**93%**	<mdl	<mdl	<mdl	<mdl
Naphthalene	1.2	<mdl	**101%**	<mdl	<mdl	<mdl	**1,574**
1,2,3-Trichlorobenzene	1.1	<mdl	**92%**	<mdl	<mdl	<mdl	<mdl
2-Methylnaphthalene	1.1	<mdl	**110%**	<mdl	<mdl	<mdl	**411**
TPH C_5-C_9		<2,500		<2,500	<2,500	**4,008**	**5,603**
TPH C_{10}-C_{15}		<2,500		<2,500	<2,500	<2,500	<2,500

Results in nanograms (ng). MDL = Method detecion limit. J = Estimated value less than five (5) times the MDL.

Table 1

Beacon Environmental Services, Inc.
323 Williams Street
Bel Air, MD 21014

Analysis by EPA Method 8260C (Modified)

Client Sample ID:		SG-AW42	SG-AW43	SG-AW44	SG-AW45	SG-AW46	SG-AW47
Project Number:		2315	2315	2315	2315	2315	2315
Lab File ID:		10053161	10053162	10053163	10053164	10053165	10053166
Received Date:		5/27/2010	5/27/2010	5/27/2010	5/27/2010	5/27/2010	5/27/2010
Analysis Date:		6/1/2010	6/1/2010	6/1/2010	6/1/2010	6/1/2010	6/1/2010
Analysis Time:		9:12	9:32	9:51	10:11	10:30	10:50
Units:		ng	ng	ng	ng	ng	ng
COMPOUNDS	MDL						
Vinyl Chloride	1.5	<mdl	<mdl	<mdl	<mdl	<mdl	<mdl
Trichlorofluoromethane (Freon 11)	1.5	<mdl	<mdl	<mdl	<mdl	<mdl	<mdl
1,1-Dichloroethene	0.7	<mdl	<mdl	<mdl	<mdl	<mdl	<mdl
Methylene Chloride	1.1	**7**	**5 J**	**5 J**	**4 J**	<mdl	**19**
1,1,2-Trichlorotrifluoroethane (Fr.113)	1.9	<mdl	<mdl	<mdl	<mdl	<mdl	<mdl
trans-1,2-Dichloroethene	0.8	<mdl	<mdl	<mdl	<mdl	<mdl	<mdl
Methyl-t-butyl ether	0.5	<mdl	<mdl	<mdl	<mdl	<mdl	<mdl
1,1-Dichloroethane	0.4	<mdl	<mdl	<mdl	<mdl	<mdl	<mdl
cis-1,2-Dichloroethene	0.5	<mdl	<mdl	<mdl	<mdl	<mdl	<mdl
Chloroform	0.3	<mdl	<mdl	<mdl	<mdl	<mdl	<mdl
1,2-Dichloroethane	0.3	<mdl	<mdl	<mdl	<mdl	<mdl	<mdl
1,1,1-Trichloroethane	0.7	<mdl	<mdl	<mdl	<mdl	<mdl	<mdl
Carbon Tetrachloride	0.7	<mdl	<mdl	<mdl	<mdl	<mdl	<mdl
Benzene	0.5	**4**	<mdl	<mdl	**2 J**	<mdl	**2 J**
Trichloroethene	1.4	<mdl	<mdl	<mdl	<mdl	<mdl	<mdl
1,4-Dioxane	0.9	<mdl	<mdl	<mdl	<mdl	<mdl	<mdl
1,1,2-Trichloroethane	0.7	<mdl	<mdl	<mdl	<mdl	<mdl	<mdl
Toluene	1.4	**4 J**	**4 J**	**2 J**	**3 J**	**3 J**	**5 J**
1,2-Dibromoethane (EDB)	0.6	<mdl	<mdl	<mdl	<mdl	<mdl	<mdl
Tetrachloroethene	0.6	<mdl	<mdl	<mdl	<mdl	<mdl	<mdl
1,1,1,2-Tetrachloroethane	0.8	<mdl	<mdl	<mdl	<mdl	<mdl	<mdl
Chlorobenzene	0.3	<mdl	<mdl	<mdl	<mdl	<mdl	<mdl
Ethylbenzene	0.6	<mdl	<mdl	<mdl	<mdl	<mdl	<mdl
p & m-Xylene	0.4	**1 J**	<mdl	<mdl	<mdl	<mdl	<mdl
1,1,2,2-Tetrachloroethane	0.5	<mdl	<mdl	<mdl	<mdl	<mdl	<mdl
o-Xylene	1.2	<mdl	<mdl	<mdl	<mdl	<mdl	<mdl
1,2,3-Trichloropropane	0.9	<mdl	<mdl	<mdl	<mdl	<mdl	<mdl
Isopropylbenzene	0.6	<mdl	<mdl	<mdl	<mdl	<mdl	<mdl
1,3,5-Trimethylbenzene	1.5	<mdl	<mdl	<mdl	<mdl	<mdl	<mdl
1,2,4-Trimethylbenzene	1.6	<mdl	<mdl	<mdl	<mdl	<mdl	<mdl
1,3-Dichlorobenzene	1.1	<mdl	<mdl	<mdl	<mdl	<mdl	<mdl
1,4-Dichlorobenzene	1.5	<mdl	<mdl	<mdl	<mdl	<mdl	<mdl
1,2-Dichlorobenzene	0.9	<mdl	<mdl	<mdl	<mdl	<mdl	<mdl
1,2,4-Trichlorobenzene	1.0	<mdl	<mdl	<mdl	<mdl	<mdl	<mdl
Naphthalene	1.2	**24**	**11**	**7**	<mdl	**13**	<mdl
1,2,3-Trichlorobenzene	1.1	<mdl	<mdl	<mdl	<mdl	<mdl	<mdl
2-Methylnaphthalene	1.1	**9**	**4 J**	**2 J**	<mdl	<mdl	<mdl
TPH C_5-C_9		**2,898**	**4,225**	<2,500	<2,500	**3,290**	<2,500
TPH C_{10}-C_{15}		<2,500	<2,500	<2,500	<2,500	<2,500	<2,500

Results in nanograms (ng). MDL = Method detecion limit. J = Estimated value less than five (5) times the MDL.

Table 1

Beacon Environmental Services, Inc.
323 Williams Street
Bel Air, MD 21014

Analysis by EPA Method 8260C (Modified)

Client Sample ID:		SG-AW48	SG-AW49	SG-AW50	SG-AW51	SG-AW52	SGD-AW52
Project Number:		2315	2315	2315	2315	2315	2315
Lab File ID:		10053167	10053168	10053169	10053170	10053171	10053172
Received Date:		5/27/2010	5/27/2010	5/27/2010	5/27/2010	5/27/2010	5/27/2010
Analysis Date:		6/1/2010	6/1/2010	6/1/2010	6/1/2010	6/1/2010	6/1/2010
Analysis Time:		11:10	11:29	11:49	12:08	12:28	12:47
Units:		ng	ng	ng	ng	ng	ng
COMPOUNDS	MDL						
Vinyl Chloride	1.5	<mdl	<mdl	<mdl	<mdl	<mdl	<mdl
Trichlorofluoromethane (Freon 11)	1.5	<mdl	<mdl	<mdl	<mdl	<mdl	<mdl
1,1-Dichloroethene	0.7	<mdl	<mdl	<mdl	<mdl	<mdl	<mdl
Methylene Chloride	1.1	**17**	<mdl	<mdl	<mdl	<mdl	**7**
1,1,2-Trichlorotrifluoroethane (Fr.113)	1.9	<mdl	<mdl	<mdl	<mdl	<mdl	<mdl
trans-1,2-Dichloroethene	0.8	<mdl	<mdl	<mdl	<mdl	<mdl	<mdl
Methyl-t-butyl ether	0.5	<mdl	<mdl	<mdl	<mdl	<mdl	<mdl
1,1-Dichloroethane	0.4	<mdl	<mdl	<mdl	<mdl	<mdl	<mdl
cis-1,2-Dichloroethene	0.5	<mdl	<mdl	<mdl	<mdl	<mdl	<mdl
Chloroform	0.3	**27**	<mdl	<mdl	<mdl	<mdl	**5**
1,2-Dichloroethane	0.3	<mdl	<mdl	<mdl	<mdl	<mdl	<mdl
1,1,1-Trichloroethane	0.7	<mdl	<mdl	<mdl	<mdl	<mdl	<mdl
Carbon Tetrachloride	0.7	<mdl	<mdl	<mdl	<mdl	<mdl	<mdl
Benzene	0.5	**2 J**	<mdl	<mdl	<mdl	**3**	**4**
Trichloroethene	1.4	<mdl	<mdl	<mdl	<mdl	<mdl	<mdl
1,4-Dioxane	0.9	<mdl	<mdl	<mdl	<mdl	<mdl	<mdl
1,1,2-Trichloroethane	0.7	<mdl	<mdl	<mdl	<mdl	<mdl	<mdl
Toluene	1.4	**4 J**	**2 J**	**3 J**	**4 J**	**4 J**	**7 J**
1,2-Dibromoethane (EDB)	0.6	<mdl	<mdl	<mdl	<mdl	<mdl	<mdl
Tetrachloroethene	0.6	<mdl	<mdl	<mdl	<mdl	<mdl	<mdl
1,1,1,2-Tetrachloroethane	0.8	<mdl	<mdl	<mdl	<mdl	<mdl	<mdl
Chlorobenzene	0.3	<mdl	<mdl	<mdl	<mdl	<mdl	<mdl
Ethylbenzene	0.6	<mdl	<mdl	<mdl	<mdl	<mdl	<mdl
p & m-Xylene	0.4	<mdl	<mdl	<mdl	<mdl	<mdl	<mdl
1,1,2,2-Tetrachloroethane	0.5	<mdl	<mdl	<mdl	<mdl	<mdl	<mdl
o-Xylene	1.2	<mdl	<mdl	<mdl	<mdl	<mdl	<mdl
1,2,3-Trichloropropane	0.9	<mdl	<mdl	<mdl	<mdl	<mdl	<mdl
Isopropylbenzene	0.6	<mdl	<mdl	<mdl	<mdl	<mdl	<mdl
1,3,5-Trimethylbenzene	1.5	<mdl	<mdl	<mdl	<mdl	<mdl	<mdl
1,2,4-Trimethylbenzene	1.6	<mdl	<mdl	<mdl	<mdl	<mdl	<mdl
1,3-Dichlorobenzene	1.1	<mdl	<mdl	<mdl	<mdl	<mdl	<mdl
1,4-Dichlorobenzene	1.5	<mdl	<mdl	<mdl	<mdl	<mdl	<mdl
1,2-Dichlorobenzene	0.9	<mdl	<mdl	<mdl	<mdl	<mdl	<mdl
1,2,4-Trichlorobenzene	1.0	<mdl	<mdl	<mdl	<mdl	<mdl	<mdl
Naphthalene	1.2	<mdl	<mdl	<mdl	**10**	<mdl	<mdl
1,2,3-Trichlorobenzene	1.1	<mdl	<mdl	<mdl	<mdl	<mdl	<mdl
2-Methylnaphthalene	1.1	<mdl	<mdl	<mdl	**4 J**	<mdl	<mdl
TPH C_5-C_9		**4,123**	<2,500	**12,834**	**9,204**	**3,420**	**7,657**
TPH C_{10}-C_{15}		<2,500	<2,500	<2,500	<2,500	<2,500	<2,500

Results in nanograms (ng). MDL = Method detecion limit. J = Estimated value less than five (5) times the MDL.

Table 1

Beacon Environmental Services, Inc.
323 Williams Street
Bel Air, MD 21014

Analysis by EPA Method 8260C (Modified)

Client Sample ID:		SG-AW53	SG-AW54	SG-AW55	SG-I4	MS-I4	MSD-I4
Project Number:		2315	2315	2315	2315	2315	2315
Lab File ID:		10053173	10053174	10053175	10053176	10053177	10053178
Received Date:		5/27/2010	5/27/2010	5/27/2010	5/27/2010	5/28/2010	5/28/2010
Analysis Date:		6/1/2010	6/1/2010	6/1/2010	6/1/2010	6/1/2010	6/1/2010
Analysis Time:		13:07	13:26	13:45	14:05	14:24	14:43
Units:		ng	ng	ng	ng	ng	ng
COMPOUNDS	MDL						
Vinyl Chloride	1.5	<mdl	<mdl	<mdl	<mdl	<mdl	<mdl
Trichlorofluoromethane (Freon 11)	1.5	<mdl	<mdl	<mdl	<mdl	<mdl	<mdl
1,1-Dichloroethene	0.7	<mdl	<mdl	<mdl	<mdl	**113**	**156**
Methylene Chloride	1.1	**13**	<mdl	<mdl	<mdl	<mdl	<mdl
1,1,2-Trichlorotrifluoroethane (Fr.113)	1.9	<mdl	<mdl	<mdl	<mdl	<mdl	<mdl
trans-1,2-Dichloroethene	0.8	<mdl	<mdl	<mdl	<mdl	<mdl	<mdl
Methyl-t-butyl ether	0.5	<mdl	<mdl	<mdl	<mdl	<mdl	<mdl
1,1-Dichloroethane	0.4	<mdl	<mdl	<mdl	<mdl	<mdl	<mdl
cis-1,2-Dichloroethene	0.5	<mdl	<mdl	<mdl	<mdl	<mdl	<mdl
Chloroform	0.3	<mdl	<mdl	<mdl	**7**	**5**	**7**
1,2-Dichloroethane	0.3	<mdl	<mdl	<mdl	<mdl	<mdl	<mdl
1,1,1-Trichloroethane	0.7	<mdl	<mdl	<mdl	<mdl	<mdl	<mdl
Carbon Tetrachloride	0.7	<mdl	<mdl	<mdl	<mdl	<mdl	<mdl
Benzene	0.5	**3**	<mdl	**4**	<mdl	**106**	**110**
Trichloroethene	1.4	<mdl	<mdl	<mdl	<mdl	**123**	**135**
1,4-Dioxane	0.9	<mdl	<mdl	<mdl	<mdl	<mdl	<mdl
1,1,2-Trichloroethane	0.7	<mdl	<mdl	<mdl	<mdl	<mdl	<mdl
Toluene	1.4	**5 J**	**4 J**	**8**	**4 J**	**122**	**126**
1,2-Dibromoethane (EDB)	0.6	<mdl	<mdl	<mdl	<mdl	<mdl	<mdl
Tetrachloroethene	0.6	<mdl	<mdl	<mdl	<mdl	<mdl	<mdl
1,1,1,2-Tetrachloroethane	0.8	<mdl	<mdl	<mdl	<mdl	<mdl	<mdl
Chlorobenzene	0.3	<mdl	<mdl	<mdl	<mdl	**113**	**119**
Ethylbenzene	0.6	<mdl	<mdl	<mdl	<mdl	<mdl	<mdl
p & m-Xylene	0.4	<mdl	<mdl	**2 J**	<mdl	<mdl	<mdl
1,1,2,2-Tetrachloroethane	0.5	<mdl	<mdl	<mdl	<mdl	<mdl	<mdl
o-Xylene	1.2	<mdl	<mdl	<mdl	<mdl	<mdl	<mdl
1,2,3-Trichloropropane	0.9	<mdl	<mdl	<mdl	<mdl	<mdl	<mdl
Isopropylbenzene	0.6	<mdl	<mdl	<mdl	<mdl	<mdl	<mdl
1,3,5-Trimethylbenzene	1.5	<mdl	<mdl	<mdl	<mdl	<mdl	<mdl
1,2,4-Trimethylbenzene	1.6	<mdl	<mdl	<mdl	<mdl	<mdl	<mdl
1,3-Dichlorobenzene	1.1	<mdl	<mdl	<mdl	<mdl	<mdl	<mdl
1,4-Dichlorobenzene	1.5	<mdl	<mdl	<mdl	<mdl	<mdl	<mdl
1,2-Dichlorobenzene	0.9	<mdl	<mdl	<mdl	<mdl	<mdl	<mdl
1,2,4-Trichlorobenzene	1.0	<mdl	<mdl	<mdl	<mdl	<mdl	<mdl
Naphthalene	1.2	<mdl	<mdl	<mdl	<mdl	<mdl	<mdl
1,2,3-Trichlorobenzene	1.1	<mdl	<mdl	<mdl	<mdl	<mdl	<mdl
2-Methylnaphthalene	1.1	<mdl	<mdl	<mdl	<mdl	<mdl	<mdl
TPH C_5-C_9		**5,395**	**3,797**	**3,983**	**2,800**	**3,957**	**2,803**
TPH C_{10}-C_{15}		<2,500	<2,500	<2,500	<2,500	<2,500	<2,500

Results in nanograms (ng). MDL = Method detecion limit. J = Estimated value less than five (5) times the MDL.

Table 1

Beacon Environmental Services, Inc.
323 Williams Street
Bel Air, MD 21014

Analysis by EPA Method 8260C (Modified)

Client Sample ID:		mb-10	lcs-10	SG-AW56	SG-AW57	SG-AW58	SG-AW59
Project Number:			2315	2315	2315	2315	2315
Lab File ID:		10060103	10060104	10060105	10060106	10060107	10060108
Received Date:				5/27/2010	5/27/2010	5/27/2010	5/27/2010
Analysis Date:		6/1/2010	6/1/2010	6/1/2010	6/1/2010	6/1/2010	6/1/2010
Analysis Time:		17:25	17:45	18:09	18:28	18:48	19:07
Units:		ng	%REC	ng	ng	ng	ng
COMPOUNDS	MDL						
Vinyl Chloride	1.5	<mdl	**103%**	<mdl	<mdl	<mdl	<mdl
Trichlorofluoromethane (Freon 11)	1.5	<mdl	**107%**	<mdl	<mdl	<mdl	<mdl
1,1-Dichloroethene	0.7	<mdl	**104%**	<mdl	<mdl	<mdl	<mdl
Methylene Chloride	1.1	<mdl	**82%**	**20**	<mdl	<mdl	<mdl
1,1,2-Trichlorotrifluoroethane (Fr.113)	1.9	<mdl	**94%**	<mdl	<mdl	<mdl	<mdl
trans-1,2-Dichloroethene	0.8	<mdl	**95%**	<mdl	<mdl	<mdl	<mdl
Methyl-t-butyl ether	0.5	<mdl	**93%**	<mdl	<mdl	<mdl	<mdl
1,1-Dichloroethane	0.4	<mdl	**91%**	<mdl	<mdl	<mdl	<mdl
cis-1,2-Dichloroethene	0.5	<mdl	**95%**	<mdl	<mdl	<mdl	<mdl
Chloroform	0.3	<mdl	**98%**	<mdl	<mdl	<mdl	<mdl
1,2-Dichloroethane	0.3	<mdl	**104%**	<mdl	<mdl	<mdl	<mdl
1,1,1-Trichloroethane	0.7	<mdl	**96%**	<mdl	<mdl	<mdl	<mdl
Carbon Tetrachloride	0.7	<mdl	**98%**	<mdl	<mdl	<mdl	<mdl
Benzene	0.5	<mdl	**91%**	<mdl	<mdl	<mdl	<mdl
Trichloroethene	1.4	<mdl	**88%**	<mdl	<mdl	<mdl	<mdl
1,4-Dioxane	0.9	<mdl	**87%**	<mdl	<mdl	<mdl	<mdl
1,1,2-Trichloroethane	0.7	<mdl	**92%**	<mdl	<mdl	<mdl	<mdl
Toluene	1.4	<mdl	**91%**	**4 J**	<mdl	<mdl	<mdl
1,2-Dibromoethane (EDB)	0.6	<mdl	**92%**	<mdl	<mdl	<mdl	<mdl
Tetrachloroethene	0.6	<mdl	**96%**	<mdl	<mdl	<mdl	<mdl
1,1,1,2-Tetrachloroethane	0.8	<mdl	**94%**	<mdl	<mdl	<mdl	<mdl
Chlorobenzene	0.3	<mdl	**91%**	<mdl	<mdl	<mdl	<mdl
Ethylbenzene	0.6	<mdl	**92%**	<mdl	<mdl	<mdl	<mdl
p & m-Xylene	0.4	<mdl	**95%**	<mdl	<mdl	<mdl	<mdl
1,1,2,2-Tetrachloroethane	0.5	<mdl	**89%**	<mdl	<mdl	<mdl	<mdl
o-Xylene	1.2	<mdl	**91%**	<mdl	<mdl	<mdl	<mdl
1,2,3-Trichloropropane	0.9	<mdl	**91%**	<mdl	<mdl	<mdl	<mdl
Isopropylbenzene	0.6	<mdl	**96%**	<mdl	<mdl	<mdl	<mdl
1,3,5-Trimethylbenzene	1.5	<mdl	**96%**	<mdl	<mdl	<mdl	<mdl
1,2,4-Trimethylbenzene	1.6	<mdl	**97%**	**2 J**	<mdl	<mdl	<mdl
1,3-Dichlorobenzene	1.1	<mdl	**89%**	<mdl	<mdl	<mdl	<mdl
1,4-Dichlorobenzene	1.5	<mdl	**88%**	<mdl	<mdl	<mdl	<mdl
1,2-Dichlorobenzene	0.9	<mdl	**94%**	<mdl	<mdl	<mdl	<mdl
1,2,4-Trichlorobenzene	1.0	<mdl	**91%**	<mdl	<mdl	<mdl	<mdl
Naphthalene	1.2	<mdl	**101%**	**5 J**	<mdl	<mdl	<mdl
1,2,3-Trichlorobenzene	1.1	<mdl	**95%**	<mdl	<mdl	<mdl	<mdl
2-Methylnaphthalene	1.1	<mdl	**107%**	**4 J**	<mdl	<mdl	<mdl
TPH C_5-C_9		<2,500		**4,943**	<2,500	**3,518**	**2,990**
TPH C_{10}-C_{15}		<2,500		<2,500	<2,500	<2,500	<2,500

Results in nanograms (ng). MDL = Method detecion limit. J = Estimated value less than five (5) times the MDL.

Table 1

Beacon Environmental Services, Inc.
323 Williams Street
Bel Air, MD 21014

Analysis by EPA Method 8260C (Modified)

Client Sample ID:		SG-AW60	SG-AW63	SGD-AW63	SG-AW64	SG-AW65	SG-FHE1
Project Number:		2315	2315	2315	2315	2315	2315
Lab File ID:		10060109	10060110	10060111	10060112	10060113	10060114
Received Date:		5/27/2010	5/27/2010	5/27/2010	5/27/2010	5/27/2010	5/27/2010
Analysis Date:		6/1/2010	6/1/2010	6/1/2010	6/1/2010	6/1/2010	6/1/2010
Analysis Time:		19:27	19:46	20:06	20:25	20:45	21:04
Units:		ng	ng	ng	ng	ng	ng
COMPOUNDS	MDL						
Vinyl Chloride	1.5	<mdl	<mdl	<mdl	<mdl	<mdl	<mdl
Trichlorofluoromethane (Freon 11)	1.5	<mdl	<mdl	<mdl	<mdl	<mdl	<mdl
1,1-Dichloroethene	0.7	<mdl	<mdl	<mdl	<mdl	<mdl	<mdl
Methylene Chloride	1.1	<mdl	<mdl	<mdl	<mdl	<mdl	<mdl
1,1,2-Trichlorotrifluoroethane (Fr.113)	1.9	<mdl	<mdl	<mdl	<mdl	<mdl	<mdl
trans-1,2-Dichloroethene	0.8	<mdl	<mdl	<mdl	<mdl	<mdl	<mdl
Methyl-t-butyl ether	0.5	<mdl	<mdl	<mdl	<mdl	<mdl	<mdl
1,1-Dichloroethane	0.4	<mdl	<mdl	<mdl	<mdl	<mdl	<mdl
cis-1,2-Dichloroethene	0.5	<mdl	<mdl	<mdl	<mdl	<mdl	<mdl
Chloroform	0.3	<mdl	<mdl	<mdl	<mdl	<mdl	<mdl
1,2-Dichloroethane	0.3	<mdl	<mdl	<mdl	<mdl	<mdl	<mdl
1,1,1-Trichloroethane	0.7	<mdl	<mdl	<mdl	<mdl	<mdl	<mdl
Carbon Tetrachloride	0.7	<mdl	<mdl	<mdl	<mdl	<mdl	<mdl
Benzene	0.5	<mdl	<mdl	<mdl	<mdl	<mdl	<mdl
Trichloroethene	1.4	<mdl	<mdl	<mdl	<mdl	<mdl	<mdl
1,4-Dioxane	0.9	<mdl	<mdl	<mdl	<mdl	<mdl	<mdl
1,1,2-Trichloroethane	0.7	<mdl	<mdl	<mdl	<mdl	<mdl	<mdl
Toluene	1.4	**6 J**	<mdl	<mdl	**8**	**6 J**	<mdl
1,2-Dibromoethane (EDB)	0.6	<mdl	<mdl	<mdl	<mdl	<mdl	<mdl
Tetrachloroethene	0.6	<mdl	<mdl	<mdl	<mdl	<mdl	<mdl
1,1,1,2-Tetrachloroethane	0.8	<mdl	<mdl	<mdl	<mdl	<mdl	<mdl
Chlorobenzene	0.3	<mdl	<mdl	<mdl	<mdl	<mdl	<mdl
Ethylbenzene	0.6	<mdl	<mdl	<mdl	<mdl	<mdl	<mdl
p & m-Xylene	0.4	<mdl	<mdl	<mdl	<mdl	<mdl	<mdl
1,1,2,2-Tetrachloroethane	0.5	<mdl	<mdl	<mdl	<mdl	<mdl	<mdl
o-Xylene	1.2	<mdl	<mdl	<mdl	<mdl	<mdl	<mdl
1,2,3-Trichloropropane	0.9	<mdl	<mdl	<mdl	<mdl	<mdl	<mdl
Isopropylbenzene	0.6	<mdl	<mdl	<mdl	<mdl	<mdl	<mdl
1,3,5-Trimethylbenzene	1.5	<mdl	<mdl	<mdl	<mdl	<mdl	<mdl
1,2,4-Trimethylbenzene	1.6	<mdl	<mdl	<mdl	<mdl	<mdl	<mdl
1,3-Dichlorobenzene	1.1	<mdl	<mdl	<mdl	<mdl	<mdl	<mdl
1,4-Dichlorobenzene	1.5	<mdl	<mdl	<mdl	<mdl	<mdl	<mdl
1,2-Dichlorobenzene	0.9	<mdl	<mdl	<mdl	<mdl	<mdl	<mdl
1,2,4-Trichlorobenzene	1.0	<mdl	<mdl	<mdl	<mdl	<mdl	<mdl
Naphthalene	1.2	<mdl	<mdl	<mdl	<mdl	<mdl	<mdl
1,2,3-Trichlorobenzene	1.1	<mdl	<mdl	<mdl	<mdl	<mdl	<mdl
2-Methylnaphthalene	1.1	<mdl	<mdl	<mdl	<mdl	<mdl	<mdl
TPH C_5-C_9		**3,035**	<2,500	<2,500	<2,500	<2,500	<2,500
TPH C_{10}-C_{15}		<2,500	<2,500	<2,500	<2,500	<2,500	<2,500

Results in nanograms (ng). MDL = Method detecion limit. J = Estimated value less than five (5) times the MDL.

Table 1

Beacon Environmental Services, Inc.
323 Williams Street
Bel Air, MD 21014

Analysis by EPA Method 8260C (Modified)

Client Sample ID:		SG-FHE2	SG-FHE3	SG-FHE4	SGD-FHE4	SG-I1	SGD-I1
Project Number:		2315	2315	2315	2315	2315	2315
Lab File ID:		10060115	10060116	10060117	10060118	10060119	10060120
Received Date:		5/27/2010	5/27/2010	5/27/2010	5/27/2010	5/28/2010	5/28/2010
Analysis Date:		6/1/2010	6/1/2010	6/1/2010	6/1/2010	6/1/2010	6/1/2010
Analysis Time:		21:23	21:43	22:02	22:22	22:41	23:01
Units:		ng	ng	ng	ng	ng	ng
COMPOUNDS	MDL						
Vinyl Chloride	1.5	<mdl	<mdl	<mdl	<mdl	<mdl	<mdl
Trichlorofluoromethane (Freon 11)	1.5	<mdl	<mdl	<mdl	<mdl	<mdl	<mdl
1,1-Dichloroethene	0.7	<mdl	<mdl	<mdl	<mdl	<mdl	<mdl
Methylene Chloride	1.1	<mdl	<mdl	<mdl	<mdl	<mdl	<mdl
1,1,2-Trichlorotrifluoroethane (Fr.113)	1.9	<mdl	<mdl	<mdl	<mdl	<mdl	<mdl
trans-1,2-Dichloroethene	0.8	<mdl	<mdl	<mdl	<mdl	<mdl	<mdl
Methyl-t-butyl ether	0.5	<mdl	<mdl	<mdl	<mdl	<mdl	<mdl
1,1-Dichloroethane	0.4	<mdl	<mdl	<mdl	<mdl	<mdl	<mdl
cis-1,2-Dichloroethene	0.5	<mdl	<mdl	<mdl	<mdl	<mdl	<mdl
Chloroform	0.3	<mdl	<mdl	**23**	**22**	<mdl	<mdl
1,2-Dichloroethane	0.3	<mdl	<mdl	<mdl	<mdl	<mdl	<mdl
1,1,1-Trichloroethane	0.7	<mdl	<mdl	<mdl	<mdl	<mdl	<mdl
Carbon Tetrachloride	0.7	<mdl	<mdl	<mdl	<mdl	<mdl	<mdl
Benzene	0.5	<mdl	<mdl	<mdl	<mdl	<mdl	<mdl
Trichloroethene	1.4	<mdl	<mdl	<mdl	<mdl	<mdl	<mdl
1,4-Dioxane	0.9	<mdl	<mdl	<mdl	<mdl	<mdl	<mdl
1,1,2-Trichloroethane	0.7	<mdl	<mdl	<mdl	<mdl	<mdl	<mdl
Toluene	1.4	<mdl	<mdl	<mdl	<mdl	<mdl	<mdl
1,2-Dibromoethane (EDB)	0.6	<mdl	<mdl	<mdl	<mdl	<mdl	<mdl
Tetrachloroethene	0.6	<mdl	<mdl	<mdl	<mdl	<mdl	<mdl
1,1,1,2-Tetrachloroethane	0.8	<mdl	<mdl	<mdl	<mdl	<mdl	<mdl
Chlorobenzene	0.3	<mdl	<mdl	<mdl	<mdl	<mdl	<mdl
Ethylbenzene	0.6	<mdl	<mdl	<mdl	<mdl	<mdl	<mdl
p & m-Xylene	0.4	<mdl	<mdl	<mdl	<mdl	<mdl	<mdl
1,1,2,2-Tetrachloroethane	0.5	<mdl	<mdl	<mdl	<mdl	<mdl	<mdl
o-Xylene	1.2	<mdl	<mdl	<mdl	<mdl	<mdl	<mdl
1,2,3-Trichloropropane	0.9	<mdl	<mdl	<mdl	<mdl	<mdl	<mdl
Isopropylbenzene	0.6	<mdl	<mdl	<mdl	<mdl	<mdl	<mdl
1,3,5-Trimethylbenzene	1.5	<mdl	<mdl	<mdl	<mdl	<mdl	<mdl
1,2,4-Trimethylbenzene	1.6	<mdl	<mdl	<mdl	<mdl	<mdl	<mdl
1,3-Dichlorobenzene	1.1	<mdl	<mdl	<mdl	<mdl	<mdl	<mdl
1,4-Dichlorobenzene	1.5	<mdl	<mdl	<mdl	<mdl	<mdl	<mdl
1,2-Dichlorobenzene	0.9	<mdl	<mdl	<mdl	<mdl	<mdl	<mdl
1,2,4-Trichlorobenzene	1.0	<mdl	<mdl	<mdl	<mdl	<mdl	<mdl
Naphthalene	1.2	<mdl	<mdl	<mdl	<mdl	<mdl	<mdl
1,2,3-Trichlorobenzene	1.1	<mdl	<mdl	<mdl	<mdl	<mdl	<mdl
2-Methylnaphthalene	1.1	<mdl	<mdl	<mdl	<mdl	<mdl	<mdl
TPH C_5-C_9		**4,221**	**3,086**	<2,500	<2,500	**3,666**	<2,500
TPH C_{10}-C_{15}		<2,500	<2,500	<2,500	<2,500	<2,500	<2,500

Results in nanograms (ng). MDL = Method detecion limit. J = Estimated value less than five (5) times the MDL.

Table 1

Beacon Environmental Services, Inc.
323 Williams Street
Bel Air, MD 21014

Analysis by EPA Method 8260C (Modified)

Client Sample ID:		SG-I2	SG-I3	SG-I5	SG-I11	MS-I11	MSD-I11
Project Number:		2315	2315	2315	2315	2315	2315
Lab File ID:		10060121	10060122	10060123	10060124	10060125	10060126
Received Date:		5/28/2010	5/28/2010	5/27/2010	5/28/2010	5/28/2010	5/28/2010
Analysis Date:		6/1/2010	6/1/2010	6/1/2010	6/2/2010	6/2/2010	6/2/2010
Analysis Time:		23:20	23:39	23:59	12:18	12:38	12:57
Units:		ng	ng	ng	ng	ng	ng
COMPOUNDS	MDL						
Vinyl Chloride	1.5	<mdl	<mdl	<mdl	<mdl	<mdl	<mdl
Trichlorofluoromethane (Freon 11)	1.5	<mdl	<mdl	<mdl	<mdl	<mdl	<mdl
1,1-Dichloroethene	0.7	<mdl	<mdl	<mdl	<mdl	**135**	**122**
Methylene Chloride	1.1	<mdl	<mdl	<mdl	<mdl	<mdl	<mdl
1,1,2-Trichlorotrifluoroethane (Fr.113)	1.9	<mdl	<mdl	<mdl	<mdl	<mdl	<mdl
trans-1,2-Dichloroethene	0.8	<mdl	<mdl	<mdl	<mdl	<mdl	<mdl
Methyl-t-butyl ether	0.5	<mdl	<mdl	<mdl	<mdl	<mdl	<mdl
1,1-Dichloroethane	0.4	<mdl	<mdl	<mdl	<mdl	<mdl	<mdl
cis-1,2-Dichloroethene	0.5	<mdl	<mdl	<mdl	<mdl	<mdl	<mdl
Chloroform	0.3	<mdl	<mdl	<mdl	<mdl	<mdl	<mdl
1,2-Dichloroethane	0.3	<mdl	<mdl	<mdl	<mdl	<mdl	<mdl
1,1,1-Trichloroethane	0.7	<mdl	<mdl	<mdl	<mdl	<mdl	<mdl
Carbon Tetrachloride	0.7	<mdl	<mdl	<mdl	<mdl	<mdl	<mdl
Benzene	0.5	<mdl	<mdl	<mdl	<mdl	**106**	**111**
Trichloroethene	1.4	<mdl	<mdl	<mdl	<mdl	**122**	**124**
1,4-Dioxane	0.9	<mdl	<mdl	<mdl	<mdl	<mdl	<mdl
1,1,2-Trichloroethane	0.7	<mdl	<mdl	<mdl	<mdl	<mdl	<mdl
Toluene	1.4	**7**	**8**	<mdl	<mdl	**123**	**130**
1,2-Dibromoethane (EDB)	0.6	<mdl	<mdl	<mdl	<mdl	<mdl	<mdl
Tetrachloroethene	0.6	<mdl	<mdl	<mdl	<mdl	<mdl	<mdl
1,1,1,2-Tetrachloroethane	0.8	<mdl	<mdl	<mdl	<mdl	<mdl	<mdl
Chlorobenzene	0.3	<mdl	<mdl	<mdl	<mdl	**112**	**121**
Ethylbenzene	0.6	<mdl	<mdl	<mdl	<mdl	<mdl	<mdl
p & m-Xylene	0.4	<mdl	<mdl	<mdl	<mdl	<mdl	<mdl
1,1,2,2-Tetrachloroethane	0.5	<mdl	<mdl	<mdl	<mdl	<mdl	<mdl
o-Xylene	1.2	<mdl	<mdl	<mdl	<mdl	<mdl	<mdl
1,2,3-Trichloropropane	0.9	<mdl	<mdl	<mdl	<mdl	<mdl	<mdl
Isopropylbenzene	0.6	<mdl	<mdl	<mdl	<mdl	<mdl	<mdl
1,3,5-Trimethylbenzene	1.5	<mdl	<mdl	<mdl	<mdl	<mdl	<mdl
1,2,4-Trimethylbenzene	1.6	<mdl	<mdl	<mdl	<mdl	<mdl	<mdl
1,3-Dichlorobenzene	1.1	<mdl	<mdl	<mdl	<mdl	<mdl	<mdl
1,4-Dichlorobenzene	1.5	<mdl	<mdl	<mdl	<mdl	<mdl	<mdl
1,2-Dichlorobenzene	0.9	<mdl	<mdl	<mdl	<mdl	<mdl	<mdl
1,2,4-Trichlorobenzene	1.0	<mdl	<mdl	<mdl	<mdl	<mdl	<mdl
Naphthalene	1.2	<mdl	**5 J**	<mdl	<mdl	<mdl	<mdl
1,2,3-Trichlorobenzene	1.1	<mdl	<mdl	<mdl	<mdl	<mdl	<mdl
2-Methylnaphthalene	1.1	<mdl	<mdl	<mdl	<mdl	<mdl	<mdl
TPH C_5-C_9		<2,500	**4,009**	<2,500	<2,500	<2,500	<2,500
TPH C_{10}-C_{15}		<2,500	<2,500	<2,500	<2,500	<2,500	<2,500

Results in nanograms (ng). MDL = Method detecion limit. J = Estimated value less than five (5) times the MDL.

Table 1

Beacon Environmental Services, Inc.
323 Williams Street
Bel Air, MD 21014

Analysis by EPA Method 8260C (Modified)

Client Sample ID:		mb-11	lcs-11	Trip-7	SG-I6	SG-I7	SG-I8
Project Number:			2315	2315	2315	2315	2315
Lab File ID:		10060129	10060130	10060131	10060132	10060133	10060134
Received Date:				5/28/2010	5/28/2010	5/28/2010	5/28/2010
Analysis Date:		6/2/2010	6/2/2010	6/2/2010	6/2/2010	6/2/2010	6/2/2010
Analysis Time:		2:00	2:20	2:43	3:03	3:22	3:42
Units:		ng	%REC	ng	ng	ng	ng
COMPOUNDS	MDL						
Vinyl Chloride	1.5	<mdl	**106%**	<mdl	<mdl	<mdl	<mdl
Trichlorofluoromethane (Freon 11)	1.5	<mdl	**114%**	<mdl	<mdl	<mdl	<mdl
1,1-Dichloroethene	0.7	<mdl	**108%**	<mdl	<mdl	<mdl	<mdl
Methylene Chloride	1.1	<mdl	**82%**	<mdl	<mdl	<mdl	<mdl
1,1,2-Trichlorotrifluoroethane (Fr.113)	1.9	<mdl	**89%**	<mdl	<mdl	<mdl	<mdl
trans-1,2-Dichloroethene	0.8	<mdl	**95%**	<mdl	<mdl	<mdl	<mdl
Methyl-t-butyl ether	0.5	<mdl	**98%**	<mdl	<mdl	<mdl	<mdl
1,1-Dichloroethane	0.4	<mdl	**88%**	<mdl	<mdl	<mdl	<mdl
cis-1,2-Dichloroethene	0.5	<mdl	**89%**	<mdl	<mdl	<mdl	<mdl
Chloroform	0.3	<mdl	**101%**	<mdl	<mdl	<mdl	**23**
1,2-Dichloroethane	0.3	<mdl	**111%**	<mdl	<mdl	<mdl	<mdl
1,1,1-Trichloroethane	0.7	<mdl	**98%**	<mdl	<mdl	<mdl	<mdl
Carbon Tetrachloride	0.7	<mdl	**100%**	<mdl	<mdl	<mdl	<mdl
Benzene	0.5	<mdl	**87%**	<mdl	**5**	<mdl	<mdl
Trichloroethene	1.4	<mdl	**93%**	<mdl	<mdl	<mdl	<mdl
1,4-Dioxane	0.9	<mdl	**92%**	<mdl	<mdl	<mdl	<mdl
1,1,2-Trichloroethane	0.7	<mdl	**95%**	<mdl	<mdl	<mdl	<mdl
Toluene	1.4	<mdl	**87%**	**4 J**	**7 J**	<mdl	**5 J**
1,2-Dibromoethane (EDB)	0.6	<mdl	**93%**	<mdl	<mdl	<mdl	<mdl
Tetrachloroethene	0.6	<mdl	**94%**	<mdl	<mdl	<mdl	<mdl
1,1,1,2-Tetrachloroethane	0.8	<mdl	**93%**	<mdl	<mdl	<mdl	<mdl
Chlorobenzene	0.3	<mdl	**89%**	<mdl	<mdl	<mdl	<mdl
Ethylbenzene	0.6	<mdl	**91%**	<mdl	<mdl	<mdl	<mdl
p & m-Xylene	0.4	<mdl	**95%**	<mdl	<mdl	<mdl	<mdl
1,1,2,2-Tetrachloroethane	0.5	<mdl	**87%**	<mdl	<mdl	<mdl	<mdl
o-Xylene	1.2	<mdl	**89%**	<mdl	<mdl	<mdl	<mdl
1,2,3-Trichloropropane	0.9	<mdl	**92%**	<mdl	<mdl	<mdl	<mdl
Isopropylbenzene	0.6	<mdl	**93%**	<mdl	<mdl	<mdl	<mdl
1,3,5-Trimethylbenzene	1.5	<mdl	**98%**	<mdl	<mdl	<mdl	<mdl
1,2,4-Trimethylbenzene	1.6	<mdl	**86%**	<mdl	<mdl	<mdl	<mdl
1,3-Dichlorobenzene	1.1	<mdl	**112%**	<mdl	<mdl	<mdl	<mdl
1,4-Dichlorobenzene	1.5	<mdl	**91%**	<mdl	<mdl	<mdl	<mdl
1,2-Dichlorobenzene	0.9	<mdl	**96%**	<mdl	<mdl	<mdl	<mdl
1,2,4-Trichlorobenzene	1.0	<mdl	**92%**	<mdl	<mdl	<mdl	<mdl
Naphthalene	1.2	<mdl	**99%**	<mdl	<mdl	<mdl	<mdl
1,2,3-Trichlorobenzene	1.1	<mdl	**98%**	<mdl	<mdl	<mdl	<mdl
2-Methylnaphthalene	1.1	<mdl	**109%**	<mdl	<mdl	<mdl	<mdl
TPH C_5-C_9		<2,500		<2,500	**3,773**	<2,500	<2,500
TPH C_{10}-C_{15}		<2,500		<2,500	<2,500	<2,500	<2,500

Results in nanograms (ng). MDL = Method detecion limit. J = Estimated value less than five (5) times the MDL.

Table 1

Beacon Environmental Services, Inc.
323 Williams Street
Bel Air, MD 21014

Analysis by EPA Method 8260C (Modified)

Client Sample ID:		SG-I9	SG-I10	SGD-I10	SG-I12	SG-I13	SG-I14
Project Number:		2315	2315	2315	2315	2315	2315
Lab File ID:		10060135	10060136	10060137	10060138	10060139	10060140
Received Date:		5/28/2010	5/28/2010	5/28/2010	5/28/2010	5/28/2010	5/28/2010
Analysis Date:		6/2/2010	6/2/2010	6/2/2010	6/2/2010	6/2/2010	6/2/2010
Analysis Time:		4:01	4:20	4:40	4:59	5:19	5:38
Units:		ng	ng	ng	ng	ng	ng
COMPOUNDS	MDL						
Vinyl Chloride	1.5	<mdl	<mdl	<mdl	<mdl	<mdl	<mdl
Trichlorofluoromethane (Freon 11)	1.5	<mdl	<mdl	<mdl	<mdl	<mdl	<mdl
1,1-Dichloroethene	0.7	<mdl	<mdl	<mdl	<mdl	<mdl	<mdl
Methylene Chloride	1.1	<mdl	**9**	**12**	<mdl	<mdl	<mdl
1,1,2-Trichlorotrifluoroethane (Fr.113)	1.9	<mdl	<mdl	<mdl	<mdl	<mdl	<mdl
trans-1,2-Dichloroethene	0.8	<mdl	<mdl	<mdl	<mdl	<mdl	<mdl
Methyl-t-butyl ether	0.5	<mdl	<mdl	<mdl	<mdl	<mdl	<mdl
1,1-Dichloroethane	0.4	<mdl	<mdl	<mdl	<mdl	<mdl	<mdl
cis-1,2-Dichloroethene	0.5	<mdl	<mdl	<mdl	<mdl	<mdl	<mdl
Chloroform	0.3	<mdl	**8**	**5**	**13**	<mdl	<mdl
1,2-Dichloroethane	0.3	<mdl	<mdl	<mdl	<mdl	<mdl	<mdl
1,1,1-Trichloroethane	0.7	<mdl	<mdl	<mdl	<mdl	<mdl	<mdl
Carbon Tetrachloride	0.7	<mdl	<mdl	<mdl	<mdl	<mdl	<mdl
Benzene	0.5	<mdl	**3**	**4**	**5**	<mdl	<mdl
Trichloroethene	1.4	<mdl	<mdl	<mdl	<mdl	<mdl	<mdl
1,4-Dioxane	0.9	<mdl	<mdl	<mdl	<mdl	<mdl	<mdl
1,1,2-Trichloroethane	0.7	<mdl	<mdl	<mdl	<mdl	<mdl	<mdl
Toluene	1.4	**5 J**	**3 J**	**6 J**	**6 J**	<mdl	**4 J**
1,2-Dibromoethane (EDB)	0.6	<mdl	<mdl	<mdl	<mdl	<mdl	<mdl
Tetrachloroethene	0.6	<mdl	<mdl	<mdl	<mdl	<mdl	<mdl
1,1,1,2-Tetrachloroethane	0.8	<mdl	<mdl	<mdl	<mdl	<mdl	<mdl
Chlorobenzene	0.3	<mdl	<mdl	<mdl	<mdl	<mdl	<mdl
Ethylbenzene	0.6	<mdl	<mdl	<mdl	<mdl	<mdl	<mdl
p & m-Xylene	0.4	<mdl	<mdl	<mdl	<mdl	<mdl	<mdl
1,1,2,2-Tetrachloroethane	0.5	<mdl	<mdl	<mdl	<mdl	<mdl	<mdl
o-Xylene	1.2	<mdl	<mdl	<mdl	<mdl	<mdl	<mdl
1,2,3-Trichloropropane	0.9	<mdl	<mdl	<mdl	<mdl	<mdl	<mdl
Isopropylbenzene	0.6	<mdl	<mdl	<mdl	<mdl	<mdl	<mdl
1,3,5-Trimethylbenzene	1.5	<mdl	<mdl	<mdl	<mdl	<mdl	<mdl
1,2,4-Trimethylbenzene	1.6	<mdl	<mdl	<mdl	<mdl	<mdl	<mdl
1,3-Dichlorobenzene	1.1	<mdl	<mdl	<mdl	<mdl	<mdl	<mdl
1,4-Dichlorobenzene	1.5	<mdl	<mdl	<mdl	<mdl	<mdl	<mdl
1,2-Dichlorobenzene	0.9	<mdl	<mdl	<mdl	<mdl	<mdl	<mdl
1,2,4-Trichlorobenzene	1.0	<mdl	<mdl	<mdl	<mdl	<mdl	<mdl
Naphthalene	1.2	<mdl	<mdl	<mdl	<mdl	<mdl	<mdl
1,2,3-Trichlorobenzene	1.1	<mdl	<mdl	<mdl	<mdl	<mdl	<mdl
2-Methylnaphthalene	1.1	<mdl	<mdl	<mdl	<mdl	<mdl	<mdl
TPH C_5-C_9		**2,635**	**2,660**	**3,296**	**8,322**	**3,002**	**5,815**
TPH C_{10}-C_{15}		<2,500	<2,500	<2,500	<2,500	<2,500	<2,500

Results in nanograms (ng). MDL = Method detecion limit. J = Estimated value less than five (5) times the MDL.

Table 1

Beacon Environmental Services, Inc.
323 Williams Street
Bel Air, MD 21014

Analysis by EPA Method 8260C (Modified)

Client Sample ID:		SG-I15	SG-I16	SG-I17	SG-I18	SG-I19	SG-I20
Project Number:		2315	2315	2315	2315	2315	2315
Lab File ID:		10060141	10060142	10060143	10060144	10060145	10060146
Received Date:		5/28/2010	5/28/2010	5/28/2010	5/28/2010	5/28/2010	5/28/2010
Analysis Date:		6/2/2010	6/2/2010	6/2/2010	6/2/2010	6/2/2010	6/2/2010
Analysis Time:		5:58	6:17	6:37	6:56	7:16	7:35
Units:		ng	ng	ng	ng	ng	ng
COMPOUNDS	MDL						
Vinyl Chloride	1.5	<mdl	<mdl	<mdl	<mdl	<mdl	<mdl
Trichlorofluoromethane (Freon 11)	1.5	<mdl	<mdl	<mdl	<mdl	<mdl	<mdl
1,1-Dichloroethene	0.7	<mdl	<mdl	<mdl	<mdl	<mdl	<mdl
Methylene Chloride	1.1	<mdl	<mdl	<mdl	<mdl	<mdl	<mdl
1,1,2-Trichlorotrifluoroethane (Fr.113)	1.9	<mdl	<mdl	<mdl	<mdl	<mdl	<mdl
trans-1,2-Dichloroethene	0.8	<mdl	<mdl	<mdl	<mdl	<mdl	<mdl
Methyl-t-butyl ether	0.5	<mdl	<mdl	<mdl	<mdl	<mdl	<mdl
1,1-Dichloroethane	0.4	<mdl	<mdl	<mdl	<mdl	<mdl	<mdl
cis-1,2-Dichloroethene	0.5	<mdl	<mdl	<mdl	<mdl	<mdl	<mdl
Chloroform	0.3	<mdl	<mdl	<mdl	<mdl	<mdl	<mdl
1,2-Dichloroethane	0.3	<mdl	<mdl	<mdl	<mdl	<mdl	<mdl
1,1,1-Trichloroethane	0.7	<mdl	<mdl	<mdl	<mdl	<mdl	<mdl
Carbon Tetrachloride	0.7	<mdl	<mdl	<mdl	<mdl	<mdl	<mdl
Benzene	0.5	<mdl	<mdl	<mdl	<mdl	<mdl	<mdl
Trichloroethene	1.4	<mdl	<mdl	<mdl	<mdl	<mdl	<mdl
1,4-Dioxane	0.9	<mdl	<mdl	<mdl	<mdl	<mdl	<mdl
1,1,2-Trichloroethane	0.7	<mdl	<mdl	<mdl	<mdl	<mdl	<mdl
Toluene	1.4	**5 J**	**3 J**	**4 J**	**7 J**	<mdl	<mdl
1,2-Dibromoethane (EDB)	0.6	<mdl	<mdl	<mdl	<mdl	<mdl	<mdl
Tetrachloroethene	0.6	<mdl	<mdl	<mdl	<mdl	<mdl	<mdl
1,1,1,2-Tetrachloroethane	0.8	<mdl	<mdl	<mdl	<mdl	<mdl	<mdl
Chlorobenzene	0.3	<mdl	<mdl	<mdl	<mdl	<mdl	<mdl
Ethylbenzene	0.6	<mdl	<mdl	<mdl	<mdl	<mdl	<mdl
p & m-Xylene	0.4	<mdl	<mdl	<mdl	<mdl	<mdl	<mdl
1,1,2,2-Tetrachloroethane	0.5	<mdl	<mdl	<mdl	<mdl	<mdl	<mdl
o-Xylene	1.2	<mdl	<mdl	<mdl	<mdl	<mdl	<mdl
1,2,3-Trichloropropane	0.9	<mdl	<mdl	<mdl	<mdl	<mdl	<mdl
Isopropylbenzene	0.6	<mdl	<mdl	<mdl	<mdl	<mdl	<mdl
1,3,5-Trimethylbenzene	1.5	<mdl	<mdl	<mdl	<mdl	<mdl	<mdl
1,2,4-Trimethylbenzene	1.6	<mdl	<mdl	<mdl	<mdl	<mdl	<mdl
1,3-Dichlorobenzene	1.1	<mdl	<mdl	<mdl	<mdl	<mdl	<mdl
1,4-Dichlorobenzene	1.5	<mdl	<mdl	<mdl	<mdl	<mdl	<mdl
1,2-Dichlorobenzene	0.9	<mdl	<mdl	<mdl	<mdl	<mdl	<mdl
1,2,4-Trichlorobenzene	1.0	<mdl	<mdl	<mdl	<mdl	<mdl	<mdl
Naphthalene	1.2	<mdl	<mdl	<mdl	<mdl	<mdl	**3 J**
1,2,3-Trichlorobenzene	1.1	<mdl	<mdl	<mdl	<mdl	<mdl	<mdl
2-Methylnaphthalene	1.1	<mdl	<mdl	<mdl	<mdl	<mdl	<mdl
TPH C_5-C_9		<2,500	<2,500	<2,500	<2,500	<2,500	**2,990**
TPH C_{10}-C_{15}		<2,500	<2,500	<2,500	<2,500	<2,500	<2,500

Results in nanograms (ng). MDL = Method detecion limit. J = Estimated value less than five (5) times the MDL.

Table 1

Beacon Environmental Services, Inc.
323 Williams Street
Bel Air, MD 21014

Analysis by EPA Method 8260C (Modified)

Client Sample ID:		SG-I21	SG-I22	SG-I23	SG-I31	MS-I31	MSD-I31
Project Number:		2315	2315	2315	2315	2315	2315
Lab File ID:		10060147	10060148	10060149	10060150	10060151	10060152
Received Date:		5/28/2010	5/28/2010	5/28/2010	5/28/2010	5/28/2010	5/28/2010
Analysis Date:		6/2/2010	6/2/2010	6/2/2010	6/2/2010	6/2/2010	6/2/2010
Analysis Time:		7:55	8:14	8:34	8:53	9:12	9:32
Units:		ng	ng	ng	ng	ng	ng
COMPOUNDS	MDL						
Vinyl Chloride	1.5	<mdl	<mdl	<mdl	<mdl	<mdl	<mdl
Trichlorofluoromethane (Freon 11)	1.5	<mdl	<mdl	<mdl	<mdl	<mdl	<mdl
1,1-Dichloroethene	0.7	<mdl	<mdl	<mdl	<mdl	**108**	**112**
Methylene Chloride	1.1	<mdl	**25**	<mdl	<mdl	<mdl	<mdl
1,1,2-Trichlorotrifluoroethane (Fr.113)	1.9	<mdl	<mdl	<mdl	<mdl	<mdl	<mdl
trans-1,2-Dichloroethene	0.8	<mdl	<mdl	<mdl	<mdl	<mdl	<mdl
Methyl-t-butyl ether	0.5	<mdl	<mdl	<mdl	<mdl	<mdl	<mdl
1,1-Dichloroethane	0.4	<mdl	<mdl	<mdl	<mdl	<mdl	<mdl
cis-1,2-Dichloroethene	0.5	<mdl	<mdl	<mdl	<mdl	<mdl	<mdl
Chloroform	0.3	<mdl	**77**	<mdl	**20**	**21**	**21**
1,2-Dichloroethane	0.3	<mdl	<mdl	<mdl	<mdl	<mdl	<mdl
1,1,1-Trichloroethane	0.7	<mdl	<mdl	<mdl	<mdl	<mdl	<mdl
Carbon Tetrachloride	0.7	<mdl	<mdl	<mdl	<mdl	<mdl	<mdl
Benzene	0.5	<mdl	<mdl	<mdl	<mdl	**111**	**114**
Trichloroethene	1.4	<mdl	<mdl	<mdl	<mdl	**110**	**117**
1,4-Dioxane	0.9	<mdl	<mdl	<mdl	<mdl	<mdl	<mdl
1,1,2-Trichloroethane	0.7	<mdl	<mdl	<mdl	<mdl	<mdl	<mdl
Toluene	1.4	**5 J**	**4 J**	<mdl	<mdl	**119**	**124**
1,2-Dibromoethane (EDB)	0.6	<mdl	<mdl	<mdl	<mdl	<mdl	<mdl
Tetrachloroethene	0.6	<mdl	<mdl	<mdl	<mdl	<mdl	<mdl
1,1,1,2-Tetrachloroethane	0.8	<mdl	<mdl	<mdl	<mdl	<mdl	<mdl
Chlorobenzene	0.3	<mdl	<mdl	<mdl	<mdl	**114**	**120**
Ethylbenzene	0.6	<mdl	<mdl	<mdl	<mdl	<mdl	<mdl
p & m-Xylene	0.4	<mdl	<mdl	<mdl	<mdl	<mdl	<mdl
1,1,2,2-Tetrachloroethane	0.5	<mdl	<mdl	<mdl	<mdl	<mdl	<mdl
o-Xylene	1.2	<mdl	<mdl	<mdl	<mdl	<mdl	<mdl
1,2,3-Trichloropropane	0.9	<mdl	<mdl	<mdl	<mdl	<mdl	<mdl
Isopropylbenzene	0.6	<mdl	<mdl	<mdl	<mdl	<mdl	<mdl
1,3,5-Trimethylbenzene	1.5	<mdl	<mdl	<mdl	<mdl	<mdl	<mdl
1,2,4-Trimethylbenzene	1.6	<mdl	<mdl	<mdl	<mdl	<mdl	<mdl
1,3-Dichlorobenzene	1.1	<mdl	<mdl	<mdl	<mdl	<mdl	<mdl
1,4-Dichlorobenzene	1.5	<mdl	<mdl	<mdl	<mdl	<mdl	<mdl
1,2-Dichlorobenzene	0.9	<mdl	<mdl	<mdl	<mdl	<mdl	<mdl
1,2,4-Trichlorobenzene	1.0	<mdl	<mdl	<mdl	<mdl	<mdl	<mdl
Naphthalene	1.2	<mdl	<mdl	<mdl	<mdl	<mdl	<mdl
1,2,3-Trichlorobenzene	1.1	<mdl	<mdl	<mdl	<mdl	<mdl	<mdl
2-Methylnaphthalene	1.1	<mdl	<mdl	<mdl	<mdl	<mdl	<mdl
TPH C_5-C_9		<2,500	<2,500	<2,500	<2,500	<2,500	<2,500
TPH C_{10}-C_{15}		<2,500	<2,500	<2,500	<2,500	<2,500	<2,500

Results in nanograms (ng). MDL = Method detecion limit. J = Estimated value less than five (5) times the MDL.

Table 1

Beacon Environmental Services, Inc.
323 Williams Street
Bel Air, MD 21014

Analysis by EPA Method 8260C (Modified)

Client Sample ID:		mb-12	lcs-12	Trip-8	SG-I24	SG-I25	SG-I26
Project Number:			2315	2315	2315	2315	2315
Lab File ID:		10060155	10060156	10060157	10060158	10060159	10060160
Received Date:				5/28/2010	5/28/2010	5/28/2010	5/28/2010
Analysis Date:		6/2/2010	6/2/2010	6/2/2010	6/2/2010	6/2/2010	6/2/2010
Analysis Time:		10:34	10:54	11:18	11:37	11:57	12:16
Units:		ng	%REC	ng	ng	ng	ng
COMPOUNDS	MDL						
Vinyl Chloride	1.5	<mdl	**113%**	<mdl	<mdl	<mdl	<mdl
Trichlorofluoromethane (Freon 11)	1.5	<mdl	**118%**	<mdl	<mdl	<mdl	<mdl
1,1-Dichloroethene	0.7	<mdl	**107%**	<mdl	<mdl	<mdl	<mdl
Methylene Chloride	1.1	<mdl	**84%**	<mdl	<mdl	**13**	<mdl
1,1,2-Trichlorotrifluoroethane (Fr.113)	1.9	<mdl	**96%**	<mdl	<mdl	<mdl	<mdl
trans-1,2-Dichloroethene	0.8	<mdl	**87%**	<mdl	<mdl	<mdl	<mdl
Methyl-t-butyl ether	0.5	<mdl	**97%**	**18**	<mdl	<mdl	<mdl
1,1-Dichloroethane	0.4	<mdl	**90%**	<mdl	<mdl	<mdl	<mdl
cis-1,2-Dichloroethene	0.5	<mdl	**88%**	<mdl	<mdl	<mdl	<mdl
Chloroform	0.3	<mdl	**102%**	<mdl	<mdl	<mdl	<mdl
1,2-Dichloroethane	0.3	<mdl	**108%**	<mdl	<mdl	<mdl	<mdl
1,1,1-Trichloroethane	0.7	<mdl	**102%**	<mdl	<mdl	<mdl	<mdl
Carbon Tetrachloride	0.7	<mdl	**102%**	<mdl	<mdl	<mdl	<mdl
Benzene	0.5	<mdl	**87%**	**6**	**4**	<mdl	<mdl
Trichloroethene	1.4	<mdl	**88%**	<mdl	<mdl	<mdl	<mdl
1,4-Dioxane	0.9	<mdl	**82%**	<mdl	<mdl	<mdl	<mdl
1,1,2-Trichloroethane	0.7	<mdl	**90%**	<mdl	<mdl	<mdl	<mdl
Toluene	1.4	<mdl	**90%**	**10**	**5 J**	**3 J**	**3 J**
1,2-Dibromoethane (EDB)	0.6	<mdl	**94%**	<mdl	<mdl	<mdl	<mdl
Tetrachloroethene	0.6	<mdl	**93%**	<mdl	<mdl	<mdl	<mdl
1,1,1,2-Tetrachloroethane	0.8	<mdl	**98%**	<mdl	<mdl	<mdl	<mdl
Chlorobenzene	0.3	<mdl	**91%**	<mdl	<mdl	<mdl	<mdl
Ethylbenzene	0.6	<mdl	**94%**	<mdl	<mdl	<mdl	<mdl
p & m-Xylene	0.4	<mdl	**97%**	<mdl	<mdl	<mdl	<mdl
1,1,2,2-Tetrachloroethane	0.5	<mdl	**85%**	<mdl	<mdl	<mdl	<mdl
o-Xylene	1.2	<mdl	**92%**	<mdl	<mdl	<mdl	<mdl
1,2,3-Trichloropropane	0.9	<mdl	**84%**	<mdl	<mdl	<mdl	<mdl
Isopropylbenzene	0.6	<mdl	**101%**	<mdl	<mdl	<mdl	<mdl
1,3,5-Trimethylbenzene	1.5	<mdl	**95%**	<mdl	<mdl	<mdl	<mdl
1,2,4-Trimethylbenzene	1.6	<mdl	**85%**	<mdl	<mdl	<mdl	<mdl
1,3-Dichlorobenzene	1.1	<mdl	**86%**	<mdl	<mdl	<mdl	<mdl
1,4-Dichlorobenzene	1.5	<mdl	**90%**	<mdl	<mdl	<mdl	<mdl
1,2-Dichlorobenzene	0.9	<mdl	**90%**	<mdl	<mdl	<mdl	<mdl
1,2,4-Trichlorobenzene	1.0	<mdl	**99%**	<mdl	<mdl	<mdl	<mdl
Naphthalene	1.2	<mdl	**96%**	<mdl	**4 J**	**8**	<mdl
1,2,3-Trichlorobenzene	1.1	<mdl	**96%**	<mdl	<mdl	<mdl	<mdl
2-Methylnaphthalene	1.1	<mdl	**106%**	<mdl	<mdl	<mdl	<mdl
TPH C_5-C_9		<2,500		**3,466**	<2,500	**3,386**	<2,500
TPH C_{10}-C_{15}		<2,500		<2,500	<2,500	<2,500	<2,500

Results in nanograms (ng). MDL = Method detecion limit. J = Estimated value less than five (5) times the MDL.

Table 1

Beacon Environmental Services, Inc.
323 Williams Street
Bel Air, MD 21014

Analysis by EPA Method 8260C (Modified)

Client Sample ID:		SG-I27	SG-I28	SG-I29	SG-I30	SG-I32	SG-I33
Project Number:		2315	2315	2315	2315	2315	2315
Lab File ID:		10060161	10060162	10060163	10060164	10060165	10060166
Received Date:		5/28/2010	5/28/2010	5/28/2010	5/28/2010	5/28/2010	5/28/2010
Analysis Date:		6/2/2010	6/2/2010	6/2/2010	6/2/2010	6/2/2010	6/2/2010
Analysis Time:		12:36	12:55	13:15	13:35	13:54	14:13
Units:		ng	ng	ng	ng	ng	ng
COMPOUNDS	MDL						
Vinyl Chloride	1.5	<mdl	<mdl	<mdl	<mdl	<mdl	<mdl
Trichlorofluoromethane (Freon 11)	1.5	<mdl	<mdl	<mdl	<mdl	<mdl	<mdl
1,1-Dichloroethene	0.7	<mdl	<mdl	<mdl	<mdl	<mdl	<mdl
Methylene Chloride	1.1	<mdl	<mdl	<mdl	<mdl	<mdl	<mdl
1,1,2-Trichlorotrifluoroethane (Fr.113)	1.9	<mdl	<mdl	<mdl	<mdl	<mdl	<mdl
trans-1,2-Dichloroethene	0.8	<mdl	<mdl	<mdl	<mdl	<mdl	<mdl
Methyl-t-butyl ether	0.5	<mdl	<mdl	<mdl	<mdl	<mdl	<mdl
1,1-Dichloroethane	0.4	<mdl	<mdl	<mdl	<mdl	<mdl	<mdl
cis-1,2-Dichloroethene	0.5	<mdl	<mdl	<mdl	<mdl	<mdl	<mdl
Chloroform	0.3	<mdl	<mdl	<mdl	<mdl	<mdl	<mdl
1,2-Dichloroethane	0.3	<mdl	<mdl	<mdl	<mdl	<mdl	<mdl
1,1,1-Trichloroethane	0.7	<mdl	<mdl	<mdl	<mdl	<mdl	<mdl
Carbon Tetrachloride	0.7	<mdl	<mdl	<mdl	<mdl	<mdl	<mdl
Benzene	0.5	<mdl	**4**	<mdl	<mdl	<mdl	**3**
Trichloroethene	1.4	<mdl	<mdl	<mdl	<mdl	<mdl	<mdl
1,4-Dioxane	0.9	<mdl	<mdl	<mdl	<mdl	<mdl	<mdl
1,1,2-Trichloroethane	0.7	<mdl	<mdl	<mdl	<mdl	<mdl	<mdl
Toluene	1.4	**4 J**	**5 J**	**4 J**	<mdl	**3 J**	**7 J**
1,2-Dibromoethane (EDB)	0.6	<mdl	<mdl	<mdl	<mdl	<mdl	<mdl
Tetrachloroethene	0.6	<mdl	<mdl	<mdl	<mdl	<mdl	<mdl
1,1,1,2-Tetrachloroethane	0.8	<mdl	<mdl	<mdl	<mdl	<mdl	<mdl
Chlorobenzene	0.3	<mdl	<mdl	<mdl	<mdl	<mdl	<mdl
Ethylbenzene	0.6	<mdl	<mdl	<mdl	<mdl	<mdl	<mdl
p & m-Xylene	0.4	<mdl	<mdl	<mdl	<mdl	<mdl	<mdl
1,1,2,2-Tetrachloroethane	0.5	<mdl	<mdl	<mdl	<mdl	<mdl	<mdl
o-Xylene	1.2	<mdl	<mdl	<mdl	<mdl	<mdl	<mdl
1,2,3-Trichloropropane	0.9	<mdl	<mdl	<mdl	<mdl	<mdl	<mdl
Isopropylbenzene	0.6	<mdl	<mdl	<mdl	<mdl	<mdl	<mdl
1,3,5-Trimethylbenzene	1.5	<mdl	<mdl	<mdl	<mdl	<mdl	<mdl
1,2,4-Trimethylbenzene	1.6	<mdl	<mdl	<mdl	<mdl	<mdl	<mdl
1,3-Dichlorobenzene	1.1	<mdl	<mdl	<mdl	<mdl	<mdl	<mdl
1,4-Dichlorobenzene	1.5	<mdl	<mdl	<mdl	<mdl	<mdl	<mdl
1,2-Dichlorobenzene	0.9	<mdl	<mdl	<mdl	<mdl	<mdl	<mdl
1,2,4-Trichlorobenzene	1.0	<mdl	<mdl	<mdl	<mdl	<mdl	<mdl
Naphthalene	1.2	<mdl	<mdl	<mdl	<mdl	<mdl	<mdl
1,2,3-Trichlorobenzene	1.1	<mdl	<mdl	<mdl	<mdl	<mdl	<mdl
2-Methylnaphthalene	1.1	<mdl	<mdl	<mdl	<mdl	<mdl	<mdl
TPH C_5-C_9		<2,500	**3,126**	**7,931**	<2,500	**3,394**	**2,657**
TPH C_{10}-C_{15}		<2,500	<2,500	<2,500	<2,500	<2,500	<2,500

Results in nanograms (ng). MDL = Method detecion limit. J = Estimated value less than five (5) times the MDL.

Table 1

Beacon Environmental Services, Inc.
323 Williams Street
Bel Air, MD 21014

Analysis by EPA Method 8260C (Modified)

Client Sample ID:		SG-I34	SG-I35	SG-I36	SG-I37	SG-I38	SG-I39
Project Number:		2315	2315	2315	2315	2315	2315
Lab File ID:		10060167	10060168	10060169	10060170	10060171	10060172
Received Date:		5/28/2010	5/28/2010	5/28/2010	5/28/2010	5/28/2010	5/28/2010
Analysis Date:		6/2/2010	6/2/2010	6/2/2010	6/2/2010	6/2/2010	6/2/2010
Analysis Time:		14:33	14:52	15:12	15:31	15:51	16:10
Units:		ng	ng	ng	ng	ng	ng
COMPOUNDS	MDL						
Vinyl Chloride	1.5	<mdl	<mdl	<mdl	<mdl	<mdl	<mdl
Trichlorofluoromethane (Freon 11)	1.5	<mdl	<mdl	<mdl	<mdl	<mdl	<mdl
1,1-Dichloroethene	0.7	<mdl	<mdl	<mdl	<mdl	<mdl	<mdl
Methylene Chloride	1.1	<mdl	<mdl	**21**	<mdl	<mdl	<mdl
1,1,2-Trichlorotrifluoroethane (Fr.113)	1.9	<mdl	<mdl	<mdl	<mdl	<mdl	<mdl
trans-1,2-Dichloroethene	0.8	<mdl	<mdl	<mdl	<mdl	<mdl	<mdl
Methyl-t-butyl ether	0.5	<mdl	<mdl	<mdl	<mdl	<mdl	<mdl
1,1-Dichloroethane	0.4	<mdl	<mdl	<mdl	<mdl	<mdl	<mdl
cis-1,2-Dichloroethene	0.5	<mdl	<mdl	<mdl	<mdl	<mdl	<mdl
Chloroform	0.3	<mdl	<mdl	<mdl	<mdl	<mdl	**6**
1,2-Dichloroethane	0.3	<mdl	<mdl	<mdl	<mdl	<mdl	<mdl
1,1,1-Trichloroethane	0.7	<mdl	<mdl	<mdl	<mdl	<mdl	<mdl
Carbon Tetrachloride	0.7	<mdl	<mdl	<mdl	<mdl	<mdl	<mdl
Benzene	0.5	<mdl	<mdl	**5**	<mdl	<mdl	**5**
Trichloroethene	1.4	<mdl	<mdl	<mdl	<mdl	<mdl	<mdl
1,4-Dioxane	0.9	<mdl	<mdl	<mdl	<mdl	<mdl	<mdl
1,1,2-Trichloroethane	0.7	<mdl	<mdl	<mdl	<mdl	<mdl	<mdl
Toluene	1.4	**4 J**	<mdl	**6 J**	**6 J**	<mdl	**9**
1,2-Dibromoethane (EDB)	0.6	<mdl	<mdl	<mdl	<mdl	<mdl	<mdl
Tetrachloroethene	0.6	<mdl	<mdl	<mdl	<mdl	<mdl	<mdl
1,1,1,2-Tetrachloroethane	0.8	<mdl	<mdl	<mdl	<mdl	<mdl	<mdl
Chlorobenzene	0.3	<mdl	<mdl	<mdl	<mdl	<mdl	<mdl
Ethylbenzene	0.6	<mdl	<mdl	<mdl	<mdl	<mdl	<mdl
p & m-Xylene	0.4	<mdl	<mdl	<mdl	<mdl	<mdl	<mdl
1,1,2,2-Tetrachloroethane	0.5	<mdl	<mdl	<mdl	<mdl	<mdl	<mdl
o-Xylene	1.2	<mdl	<mdl	<mdl	<mdl	<mdl	<mdl
1,2,3-Trichloropropane	0.9	<mdl	<mdl	<mdl	<mdl	<mdl	<mdl
Isopropylbenzene	0.6	<mdl	<mdl	<mdl	<mdl	<mdl	<mdl
1,3,5-Trimethylbenzene	1.5	<mdl	<mdl	<mdl	<mdl	<mdl	<mdl
1,2,4-Trimethylbenzene	1.6	<mdl	**3 J**	<mdl	<mdl	<mdl	<mdl
1,3-Dichlorobenzene	1.1	<mdl	<mdl	<mdl	<mdl	<mdl	<mdl
1,4-Dichlorobenzene	1.5	<mdl	<mdl	<mdl	<mdl	<mdl	<mdl
1,2-Dichlorobenzene	0.9	<mdl	<mdl	<mdl	<mdl	<mdl	<mdl
1,2,4-Trichlorobenzene	1.0	<mdl	<mdl	<mdl	<mdl	<mdl	<mdl
Naphthalene	1.2	<mdl	**606**	**13**	<mdl	<mdl	<mdl
1,2,3-Trichlorobenzene	1.1	<mdl	<mdl	<mdl	<mdl	<mdl	<mdl
2-Methylnaphthalene	1.1	<mdl	**161**	**6**	<mdl	<mdl	<mdl
TPH C_5-C_9		<2,500	<2,500	**2,731**	**2,993**	<2,500	<2,500
TPH C_{10}-C_{15}		<2,500	<2,500	<2,500	<2,500	<2,500	<2,500

Results in nanograms (ng). MDL = Method detecion limit. J = Estimated value less than five (5) times the MDL.

Table 1

Beacon Environmental Services, Inc.
323 Williams Street
Bel Air, MD 21014

Analysis by EPA Method 8260C (Modified)

Client Sample ID:		SG-I40	SG-I41	SG-I42	SG-I51	MS-I51	MSD-I51
Project Number:		2315	2315	2315	2315	2315	2315
Lab File ID:		10060173	10060174	10060175	10060176	10060177	10060178
Received Date:		5/28/2010	5/28/2010	5/28/2010	5/28/2010	5/28/2010	5/28/2010
Analysis Date:		6/2/2010	6/2/2010	6/2/2010	6/2/2010	6/2/2010	6/2/2010
Analysis Time:		16:30	16:49	17:09	17:28	17:48	18:08
Units:		ng	ng	ng	ng	ng	ng
COMPOUNDS	MDL						
Vinyl Chloride	1.5	<mdl	<mdl	<mdl	<mdl	<mdl	<mdl
Trichlorofluoromethane (Freon 11)	1.5	<mdl	<mdl	<mdl	<mdl	<mdl	<mdl
1,1-Dichloroethene	0.7	<mdl	<mdl	<mdl	<mdl	**110**	**113**
Methylene Chloride	1.1	<mdl	<mdl	<mdl	<mdl	<mdl	<mdl
1,1,2-Trichlorotrifluoroethane (Fr.113)	1.9	<mdl	<mdl	<mdl	<mdl	<mdl	<mdl
trans-1,2-Dichloroethene	0.8	<mdl	<mdl	<mdl	<mdl	<mdl	<mdl
Methyl-t-butyl ether	0.5	<mdl	<mdl	<mdl	<mdl	<mdl	<mdl
1,1-Dichloroethane	0.4	<mdl	<mdl	<mdl	<mdl	<mdl	<mdl
cis-1,2-Dichloroethene	0.5	<mdl	<mdl	<mdl	<mdl	<mdl	<mdl
Chloroform	0.3	<mdl	<mdl	**23**	<mdl	<mdl	<mdl
1,2-Dichloroethane	0.3	<mdl	<mdl	<mdl	<mdl	<mdl	<mdl
1,1,1-Trichloroethane	0.7	<mdl	<mdl	<mdl	<mdl	<mdl	<mdl
Carbon Tetrachloride	0.7	<mdl	<mdl	<mdl	<mdl	<mdl	<mdl
Benzene	0.5	<mdl	<mdl	<mdl	<mdl	**109**	**117**
Trichloroethene	1.4	<mdl	<mdl	<mdl	<mdl	**119**	**123**
1,4-Dioxane	0.9	<mdl	<mdl	<mdl	<mdl	<mdl	<mdl
1,1,2-Trichloroethane	0.7	<mdl	<mdl	<mdl	<mdl	<mdl	<mdl
Toluene	1.4	**3 J**	**4 J**	**5 J**	**3 J**	**113**	**127**
1,2-Dibromoethane (EDB)	0.6	<mdl	<mdl	<mdl	<mdl	<mdl	<mdl
Tetrachloroethene	0.6	<mdl	<mdl	<mdl	<mdl	<mdl	<mdl
1,1,1,2-Tetrachloroethane	0.8	<mdl	<mdl	<mdl	<mdl	<mdl	<mdl
Chlorobenzene	0.3	<mdl	<mdl	<mdl	<mdl	**113**	**124**
Ethylbenzene	0.6	<mdl	<mdl	<mdl	<mdl	<mdl	<mdl
p & m-Xylene	0.4	<mdl	<mdl	<mdl	<mdl	<mdl	<mdl
1,1,2,2-Tetrachloroethane	0.5	<mdl	<mdl	<mdl	<mdl	<mdl	<mdl
o-Xylene	1.2	<mdl	<mdl	<mdl	<mdl	<mdl	<mdl
1,2,3-Trichloropropane	0.9	<mdl	<mdl	<mdl	<mdl	<mdl	<mdl
Isopropylbenzene	0.6	<mdl	<mdl	<mdl	<mdl	<mdl	<mdl
1,3,5-Trimethylbenzene	1.5	<mdl	<mdl	<mdl	<mdl	<mdl	<mdl
1,2,4-Trimethylbenzene	1.6	<mdl	<mdl	<mdl	<mdl	<mdl	<mdl
1,3-Dichlorobenzene	1.1	<mdl	<mdl	<mdl	<mdl	<mdl	<mdl
1,4-Dichlorobenzene	1.5	<mdl	<mdl	<mdl	<mdl	<mdl	<mdl
1,2-Dichlorobenzene	0.9	<mdl	<mdl	<mdl	<mdl	<mdl	<mdl
1,2,4-Trichlorobenzene	1.0	<mdl	<mdl	<mdl	<mdl	<mdl	<mdl
Naphthalene	1.2	<mdl	<mdl	<mdl	**7**	**9**	**4 J**
1,2,3-Trichlorobenzene	1.1	<mdl	<mdl	<mdl	<mdl	<mdl	<mdl
2-Methylnaphthalene	1.1	<mdl	<mdl	<mdl	**8**	**10**	**4 J**
TPH C_5-C_9		<2,500	<2,500	<2,500	**3,026**	**2,679**	**5,375**
TPH C_{10}-C_{15}		<2,500	<2,500	<2,500	<2,500	<2,500	<2,500

Results in nanograms (ng). MDL = Method detecion limit. J = Estimated value less than five (5) times the MDL.

Table 1

Beacon Environmental Services, Inc.
323 Williams Street
Bel Air, MD 21014

Analysis by EPA Method 8260C (Modified)

Client Sample ID:		mb-13	lcs-13	Trip-9	AA-1	SG-I43	SG-I44
Project Number:			2315	2315	2315	2315	2315
Lab File ID:		10060303	10060304	10060305	10060306	10060307	10060308
Received Date:				5/28/2010	5/28/2010	5/28/2010	5/28/2010
Analysis Date:		6/3/2010	6/3/2010	6/3/2010	6/3/2010	6/3/2010	6/3/2010
Analysis Time:		9:20	9:40	10:03	10:23	10:42	11:02
Units:		ng	%REC	ng	ng	ng	ng
COMPOUNDS	MDL						
Vinyl Chloride	1.5	<mdl	**111%**	<mdl	<mdl	<mdl	<mdl
Trichlorofluoromethane (Freon 11)	1.5	<mdl	**115%**	<mdl	<mdl	<mdl	<mdl
1,1-Dichloroethene	0.7	<mdl	**100%**	<mdl	<mdl	<mdl	<mdl
Methylene Chloride	1.1	<mdl	**101%**	<mdl	<mdl	<mdl	<mdl
1,1,2-Trichlorotrifluoroethane (Fr.113)	1.9	<mdl	**92%**	<mdl	<mdl	<mdl	<mdl
trans-1,2-Dichloroethene	0.8	<mdl	**90%**	<mdl	<mdl	<mdl	<mdl
Methyl-t-butyl ether	0.5	<mdl	**97%**	<mdl	<mdl	<mdl	<mdl
1,1-Dichloroethane	0.4	<mdl	**89%**	<mdl	<mdl	<mdl	<mdl
cis-1,2-Dichloroethene	0.5	<mdl	**91%**	<mdl	<mdl	<mdl	<mdl
Chloroform	0.3	<mdl	**100%**	<mdl	<mdl	**6**	<mdl
1,2-Dichloroethane	0.3	<mdl	**105%**	<mdl	<mdl	<mdl	<mdl
1,1,1-Trichloroethane	0.7	<mdl	**100%**	<mdl	<mdl	<mdl	<mdl
Carbon Tetrachloride	0.7	<mdl	**107%**	<mdl	<mdl	<mdl	<mdl
Benzene	0.5	<mdl	**88%**	<mdl	<mdl	<mdl	<mdl
Trichloroethene	1.4	<mdl	**87%**	<mdl	<mdl	<mdl	<mdl
1,4-Dioxane	0.9	<mdl	**98%**	<mdl	<mdl	<mdl	<mdl
1,1,2-Trichloroethane	0.7	<mdl	**87%**	<mdl	<mdl	<mdl	<mdl
Toluene	1.4	<mdl	**89%**	**3 J**	<mdl	<mdl	**3 J**
1,2-Dibromoethane (EDB)	0.6	<mdl	**87%**	<mdl	<mdl	<mdl	<mdl
Tetrachloroethene	0.6	<mdl	**92%**	<mdl	<mdl	<mdl	<mdl
1,1,1,2-Tetrachloroethane	0.8	<mdl	**93%**	<mdl	<mdl	<mdl	<mdl
Chlorobenzene	0.3	<mdl	**86%**	<mdl	<mdl	<mdl	<mdl
Ethylbenzene	0.6	<mdl	**96%**	<mdl	<mdl	<mdl	<mdl
p & m-Xylene	0.4	<mdl	**104%**	<mdl	<mdl	<mdl	<mdl
1,1,2,2-Tetrachloroethane	0.5	<mdl	**89%**	<mdl	<mdl	<mdl	<mdl
o-Xylene	1.2	<mdl	**88%**	<mdl	<mdl	<mdl	<mdl
1,2,3-Trichloropropane	0.9	<mdl	**90%**	<mdl	<mdl	<mdl	<mdl
Isopropylbenzene	0.6	<mdl	**93%**	<mdl	<mdl	<mdl	<mdl
1,3,5-Trimethylbenzene	1.5	<mdl	**99%**	<mdl	<mdl	<mdl	<mdl
1,2,4-Trimethylbenzene	1.6	<mdl	**99%**	<mdl	<mdl	<mdl	<mdl
1,3-Dichlorobenzene	1.1	<mdl	**93%**	<mdl	<mdl	<mdl	<mdl
1,4-Dichlorobenzene	1.5	<mdl	**87%**	<mdl	<mdl	<mdl	<mdl
1,2-Dichlorobenzene	0.9	<mdl	**101%**	<mdl	<mdl	<mdl	<mdl
1,2,4-Trichlorobenzene	1.0	<mdl	**104%**	<mdl	<mdl	<mdl	<mdl
Naphthalene	1.2	<mdl	**92%**	<mdl	<mdl	<mdl	<mdl
1,2,3-Trichlorobenzene	1.1	<mdl	**96%**	<mdl	<mdl	<mdl	<mdl
2-Methylnaphthalene	1.1	<mdl	**107%**	<mdl	<mdl	<mdl	<mdl
TPH C_5-C_9		<2,500		<2,500	<2,500	<2,500	<2,500
TPH C_{10}-C_{15}		<2,500		<2,500	<2,500	<2,500	<2,500

Results in nanograms (ng). MDL = Method detecion limit. J = Estimated value less than five (5) times the MDL.

Table 1

Beacon Environmental Services, Inc.
323 Williams Street
Bel Air, MD 21014

Analysis by EPA Method 8260C (Modified)

Client Sample ID:		SG-I45	SG-I46	SGD-I46	SG-I47	SG-I48	SG-I49
Project Number:		2315	2315	2315	2315	2315	2315
Lab File ID:		10060309	10060310	10060311	10060312	10060313	10060314
Received Date:		5/28/2010	5/28/2010	5/28/2010	5/28/2010	5/28/2010	5/28/2010
Analysis Date:		6/3/2010	6/3/2010	6/3/2010	6/3/2010	6/3/2010	6/3/2010
Analysis Time:		11:21	11:41	12:00	12:20	12:39	12:59
Units:		ng	ng	ng	ng	ng	ng
COMPOUNDS	MDL						
Vinyl Chloride	1.5	<mdl	<mdl	<mdl	<mdl	<mdl	<mdl
Trichlorofluoromethane (Freon 11)	1.5	<mdl	<mdl	<mdl	<mdl	<mdl	<mdl
1,1-Dichloroethene	0.7	<mdl	<mdl	<mdl	<mdl	<mdl	<mdl
Methylene Chloride	1.1	<mdl	<mdl	<mdl	<mdl	**10**	<mdl
1,1,2-Trichlorotrifluoroethane (Fr.113)	1.9	<mdl	<mdl	<mdl	<mdl	<mdl	<mdl
trans-1,2-Dichloroethene	0.8	<mdl	<mdl	<mdl	<mdl	<mdl	<mdl
Methyl-t-butyl ether	0.5	<mdl	<mdl	<mdl	<mdl	<mdl	<mdl
1,1-Dichloroethane	0.4	<mdl	<mdl	<mdl	<mdl	<mdl	<mdl
cis-1,2-Dichloroethene	0.5	<mdl	<mdl	<mdl	<mdl	<mdl	<mdl
Chloroform	0.3	<mdl	**48**	**40**	**8**	<mdl	**6**
1,2-Dichloroethane	0.3	<mdl	<mdl	<mdl	<mdl	<mdl	<mdl
1,1,1-Trichloroethane	0.7	<mdl	<mdl	<mdl	<mdl	<mdl	<mdl
Carbon Tetrachloride	0.7	<mdl	<mdl	<mdl	<mdl	<mdl	<mdl
Benzene	0.5	<mdl	**3**	<mdl	<mdl	<mdl	**3**
Trichloroethene	1.4	<mdl	<mdl	<mdl	<mdl	<mdl	<mdl
1,4-Dioxane	0.9	<mdl	<mdl	<mdl	<mdl	<mdl	<mdl
1,1,2-Trichloroethane	0.7	<mdl	<mdl	<mdl	<mdl	<mdl	<mdl
Toluene	1.4	**4 J**	**4 J**	**4 J**	**6 J**	**5 J**	**7**
1,2-Dibromoethane (EDB)	0.6	<mdl	<mdl	<mdl	<mdl	<mdl	<mdl
Tetrachloroethene	0.6	<mdl	<mdl	<mdl	<mdl	<mdl	<mdl
1,1,1,2-Tetrachloroethane	0.8	<mdl	<mdl	<mdl	<mdl	<mdl	<mdl
Chlorobenzene	0.3	<mdl	<mdl	<mdl	<mdl	<mdl	<mdl
Ethylbenzene	0.6	<mdl	<mdl	<mdl	<mdl	<mdl	<mdl
p & m-Xylene	0.4	<mdl	<mdl	<mdl	<mdl	<mdl	<mdl
1,1,2,2-Tetrachloroethane	0.5	<mdl	<mdl	<mdl	<mdl	<mdl	<mdl
o-Xylene	1.2	<mdl	<mdl	<mdl	<mdl	<mdl	<mdl
1,2,3-Trichloropropane	0.9	<mdl	<mdl	<mdl	<mdl	<mdl	<mdl
Isopropylbenzene	0.6	<mdl	<mdl	<mdl	<mdl	<mdl	<mdl
1,3,5-Trimethylbenzene	1.5	<mdl	<mdl	<mdl	<mdl	<mdl	<mdl
1,2,4-Trimethylbenzene	1.6	<mdl	<mdl	<mdl	<mdl	<mdl	<mdl
1,3-Dichlorobenzene	1.1	<mdl	<mdl	<mdl	<mdl	<mdl	<mdl
1,4-Dichlorobenzene	1.5	<mdl	<mdl	<mdl	<mdl	<mdl	<mdl
1,2-Dichlorobenzene	0.9	<mdl	<mdl	<mdl	<mdl	<mdl	<mdl
1,2,4-Trichlorobenzene	1.0	<mdl	<mdl	<mdl	<mdl	<mdl	<mdl
Naphthalene	1.2	<mdl	<mdl	<mdl	<mdl	<mdl	<mdl
1,2,3-Trichlorobenzene	1.1	<mdl	<mdl	<mdl	<mdl	<mdl	<mdl
2-Methylnaphthalene	1.1	<mdl	<mdl	<mdl	<mdl	<mdl	<mdl
TPH C_5-C_9		<2,500	**3,287**	**3,597**	<2,500	**3,155**	**3,582**
TPH C_{10}-C_{15}		<2,500	<2,500	<2,500	<2,500	<2,500	<2,500

Results in nanograms (ng). MDL = Method detecion limit. J = Estimated value less than five (5) times the MDL.

Table 1

Beacon Environmental Services, Inc.
323 Williams Street
Bel Air, MD 21014

Analysis by EPA Method 8260C (Modified)

Client Sample ID:		SG-I50	SG-I52	SG-I53	SG-I54	SG-KM1	SG-KM3
Project Number:		2315	2315	2315	2315	2315	2315
Lab File ID:		10060315	10060316	10060317	10060318	10060319	10060320
Received Date:		5/28/2010	5/28/2010	5/28/2010	5/28/2010	5/28/2010	5/28/2010
Analysis Date:		6/3/2010	6/3/2010	6/3/2010	6/3/2010	6/3/2010	6/3/2010
Analysis Time:		13:18	13:37	13:57	14:16	14:36	14:55
Units:		ng	ng	ng	ng	ng	ng
COMPOUNDS	MDL						
Vinyl Chloride	1.5	<mdl	<mdl	<mdl	<mdl	<mdl	<mdl
Trichlorofluoromethane (Freon 11)	1.5	<mdl	<mdl	<mdl	<mdl	<mdl	<mdl
1,1-Dichloroethene	0.7	<mdl	<mdl	<mdl	<mdl	<mdl	<mdl
Methylene Chloride	1.1	**13**	<mdl	<mdl	<mdl	<mdl	<mdl
1,1,2-Trichlorotrifluoroethane (Fr.113)	1.9	<mdl	<mdl	<mdl	<mdl	<mdl	<mdl
trans-1,2-Dichloroethene	0.8	<mdl	<mdl	<mdl	<mdl	<mdl	<mdl
Methyl-t-butyl ether	0.5	<mdl	<mdl	<mdl	<mdl	<mdl	<mdl
1,1-Dichloroethane	0.4	<mdl	<mdl	<mdl	<mdl	<mdl	<mdl
cis-1,2-Dichloroethene	0.5	<mdl	<mdl	<mdl	<mdl	<mdl	<mdl
Chloroform	0.3	<mdl	<mdl	<mdl	<mdl	<mdl	<mdl
1,2-Dichloroethane	0.3	<mdl	<mdl	<mdl	<mdl	<mdl	<mdl
1,1,1-Trichloroethane	0.7	<mdl	<mdl	<mdl	<mdl	<mdl	<mdl
Carbon Tetrachloride	0.7	<mdl	<mdl	<mdl	<mdl	<mdl	<mdl
Benzene	0.5	<mdl	<mdl	**3**	<mdl	**9**	**3**
Trichloroethene	1.4	<mdl	<mdl	<mdl	<mdl	<mdl	<mdl
1,4-Dioxane	0.9	<mdl	<mdl	<mdl	<mdl	<mdl	<mdl
1,1,2-Trichloroethane	0.7	<mdl	<mdl	<mdl	<mdl	<mdl	<mdl
Toluene	1.4	**3 J**	**4 J**	**5 J**	<mdl	**8**	**11**
1,2-Dibromoethane (EDB)	0.6	<mdl	<mdl	<mdl	<mdl	<mdl	<mdl
Tetrachloroethene	0.6	<mdl	<mdl	<mdl	<mdl	<mdl	<mdl
1,1,1,2-Tetrachloroethane	0.8	<mdl	<mdl	<mdl	<mdl	<mdl	<mdl
Chlorobenzene	0.3	<mdl	<mdl	<mdl	<mdl	<mdl	<mdl
Ethylbenzene	0.6	<mdl	<mdl	<mdl	<mdl	<mdl	<mdl
p & m-Xylene	0.4	<mdl	<mdl	<mdl	<mdl	**2**	<mdl
1,1,2,2-Tetrachloroethane	0.5	<mdl	<mdl	<mdl	<mdl	<mdl	<mdl
o-Xylene	1.2	<mdl	<mdl	<mdl	<mdl	<mdl	<mdl
1,2,3-Trichloropropane	0.9	<mdl	<mdl	<mdl	<mdl	<mdl	<mdl
Isopropylbenzene	0.6	<mdl	<mdl	<mdl	<mdl	<mdl	<mdl
1,3,5-Trimethylbenzene	1.5	<mdl	<mdl	<mdl	<mdl	<mdl	<mdl
1,2,4-Trimethylbenzene	1.6	<mdl	**7 J**	<mdl	<mdl	<mdl	<mdl
1,3-Dichlorobenzene	1.1	<mdl	<mdl	<mdl	<mdl	<mdl	<mdl
1,4-Dichlorobenzene	1.5	<mdl	<mdl	<mdl	<mdl	<mdl	<mdl
1,2-Dichlorobenzene	0.9	<mdl	<mdl	<mdl	<mdl	<mdl	<mdl
1,2,4-Trichlorobenzene	1.0	<mdl	<mdl	<mdl	<mdl	<mdl	<mdl
Naphthalene	1.2	**64**	<mdl	<mdl	<mdl	<mdl	<mdl
1,2,3-Trichlorobenzene	1.1	<mdl	<mdl	<mdl	<mdl	<mdl	<mdl
2-Methylnaphthalene	1.1	**11**	<mdl	<mdl	<mdl	<mdl	<mdl
TPH C_5-C_9		<2,500	<2,500	<2,500	<2,500	<2,500	<2,500
TPH C_{10}-C_{15}		<2,500	<2,500	<2,500	<2,500	<2,500	<2,500

Results in nanograms (ng). MDL = Method detecion limit. J = Estimated value less than five (5) times the MDL.

Table 1

Beacon Environmental Services, Inc.
323 Williams Street
Bel Air, MD 21014

Analysis by EPA Method 8260C (Modified)

Client Sample ID:		SG-L1	MS-L1	mb-14	lcs-14	AA-2	SG-KM2
Project Number:		2315	2315		2315	2315	2315
Lab File ID:		10060321	10060322	10060325	10060326	10060327	10060328
Received Date:		5/28/2010	5/28/2010			5/27/2010	5/28/2010
Analysis Date:		6/3/2010	6/3/2010	6/3/2010	6/3/2010	6/3/2010	6/3/2010
Analysis Time:		15:15	15:34	16:37	16:56	17:20	17:40
Units:		ng	ng	ng	%REC	ng	ng
COMPOUNDS	MDL						
Vinyl Chloride	1.5	<mdl	<mdl	<mdl	**103%**	<mdl	<mdl
Trichlorofluoromethane (Freon 11)	1.5	<mdl	<mdl	<mdl	**117%**	<mdl	<mdl
1,1-Dichloroethene	0.7	<mdl	**107**	<mdl	**107%**	<mdl	<mdl
Methylene Chloride	1.1	<mdl	<mdl	<mdl	**86%**	<mdl	<mdl
1,1,2-Trichlorotrifluoroethane (Fr.113)	1.9	<mdl	<mdl	<mdl	**95%**	<mdl	<mdl
trans-1,2-Dichloroethene	0.8	<mdl	<mdl	<mdl	**90%**	<mdl	<mdl
Methyl-t-butyl ether	0.5	<mdl	<mdl	<mdl	**99%**	<mdl	<mdl
1,1-Dichloroethane	0.4	<mdl	<mdl	<mdl	**92%**	<mdl	<mdl
cis-1,2-Dichloroethene	0.5	<mdl	<mdl	<mdl	**93%**	<mdl	<mdl
Chloroform	0.3	<mdl	<mdl	<mdl	**102%**	<mdl	<mdl
1,2-Dichloroethane	0.3	<mdl	<mdl	<mdl	**108%**	<mdl	<mdl
1,1,1-Trichloroethane	0.7	<mdl	<mdl	<mdl	**104%**	<mdl	<mdl
Carbon Tetrachloride	0.7	<mdl	<mdl	<mdl	**103%**	<mdl	<mdl
Benzene	0.5	<mdl	**112**	<mdl	**88%**	<mdl	<mdl
Trichloroethene	1.4	<mdl	**115**	<mdl	**90%**	<mdl	<mdl
1,4-Dioxane	0.9	<mdl	<mdl	<mdl	**88%**	<mdl	<mdl
1,1,2-Trichloroethane	0.7	<mdl	<mdl	<mdl	**87%**	<mdl	<mdl
Toluene	1.4	<mdl	**118**	<mdl	**88%**	**4 J**	**4 J**
1,2-Dibromoethane (EDB)	0.6	<mdl	<mdl	<mdl	**97%**	<mdl	<mdl
Tetrachloroethene	0.6	<mdl	<mdl	<mdl	**94%**	<mdl	<mdl
1,1,1,2-Tetrachloroethane	0.8	<mdl	<mdl	<mdl	**101%**	<mdl	<mdl
Chlorobenzene	0.3	<mdl	**116**	<mdl	**91%**	<mdl	<mdl
Ethylbenzene	0.6	<mdl	<mdl	<mdl	**95%**	<mdl	<mdl
p & m-Xylene	0.4	<mdl	<mdl	<mdl	**96%**	<mdl	<mdl
1,1,2,2-Tetrachloroethane	0.5	<mdl	<mdl	<mdl	**88%**	<mdl	<mdl
o-Xylene	1.2	<mdl	<mdl	<mdl	**91%**	<mdl	<mdl
1,2,3-Trichloropropane	0.9	<mdl	<mdl	<mdl	**95%**	<mdl	<mdl
Isopropylbenzene	0.6	<mdl	<mdl	<mdl	**99%**	<mdl	<mdl
1,3,5-Trimethylbenzene	1.5	<mdl	<mdl	<mdl	**98%**	<mdl	<mdl
1,2,4-Trimethylbenzene	1.6	<mdl	<mdl	<mdl	**96%**	<mdl	<mdl
1,3-Dichlorobenzene	1.1	<mdl	<mdl	<mdl	**97%**	<mdl	<mdl
1,4-Dichlorobenzene	1.5	<mdl	<mdl	<mdl	**110%**	<mdl	<mdl
1,2-Dichlorobenzene	0.9	<mdl	<mdl	<mdl	**87%**	<mdl	<mdl
1,2,4-Trichlorobenzene	1.0	<mdl	<mdl	<mdl	**86%**	<mdl	<mdl
Naphthalene	1.2	<mdl	<mdl	<mdl	**98%**	<mdl	<mdl
1,2,3-Trichlorobenzene	1.1	<mdl	<mdl	<mdl	**99%**	<mdl	<mdl
2-Methylnaphthalene	1.1	<mdl	<mdl	<mdl	**109%**	<mdl	<mdl
TPH C_5-C_9		<2,500	<2,500	<2,500		<2,500	<2,500
TPH C_{10}-C_{15}		<2,500	<2,500	<2,500		<2,500	<2,500

Results in nanograms (ng). MDL = Method detecion limit. J = Estimated value less than five (5) times the MDL.

Table 1

Beacon Environmental Services, Inc.
323 Williams Street
Bel Air, MD 21014

Analysis by EPA Method 8260C (Modified)

Client Sample ID:		SGD-KM2	SG-L2	MS-L2
Project Number:		2315	2315	2315
Lab File ID:		10060329	10060330	10060331
Received Date:		5/28/2010	5/28/2010	5/28/2010
Analysis Date:		6/3/2010	6/3/2010	6/3/2010
Analysis Time:		17:59	18:19	18:38
Units:		ng	ng	ng
COMPOUNDS	MDL			
Vinyl Chloride	1.5	<mdl	<mdl	<mdl
Trichlorofluoromethane (Freon 11)	1.5	<mdl	<mdl	<mdl
1,1-Dichloroethene	0.7	<mdl	<mdl	**111**
Methylene Chloride	1.1	<mdl	<mdl	<mdl
1,1,2-Trichlorotrifluoroethane (Fr.113)	1.9	<mdl	<mdl	<mdl
trans-1,2-Dichloroethene	0.8	<mdl	<mdl	<mdl
Methyl-t-butyl ether	0.5	<mdl	<mdl	<mdl
1,1-Dichloroethane	0.4	<mdl	<mdl	<mdl
cis-1,2-Dichloroethene	0.5	<mdl	<mdl	<mdl
Chloroform	0.3	<mdl	**18**	**34**
1,2-Dichloroethane	0.3	<mdl	<mdl	<mdl
1,1,1-Trichloroethane	0.7	<mdl	<mdl	<mdl
Carbon Tetrachloride	0.7	<mdl	<mdl	<mdl
Benzene	0.5	<mdl	<mdl	**114**
Trichloroethene	1.4	<mdl	<mdl	**114**
1,4-Dioxane	0.9	<mdl	<mdl	<mdl
1,1,2-Trichloroethane	0.7	<mdl	<mdl	<mdl
Toluene	1.4	**5 J**	**4 J**	**116**
1,2-Dibromoethane (EDB)	0.6	<mdl	<mdl	<mdl
Tetrachloroethene	0.6	<mdl	<mdl	<mdl
1,1,1,2-Tetrachloroethane	0.8	<mdl	<mdl	<mdl
Chlorobenzene	0.3	<mdl	<mdl	**114**
Ethylbenzene	0.6	<mdl	<mdl	<mdl
p & m-Xylene	0.4	<mdl	<mdl	<mdl
1,1,2,2-Tetrachloroethane	0.5	<mdl	<mdl	<mdl
o-Xylene	1.2	<mdl	<mdl	<mdl
1,2,3-Trichloropropane	0.9	<mdl	<mdl	<mdl
Isopropylbenzene	0.6	<mdl	<mdl	<mdl
1,3,5-Trimethylbenzene	1.5	<mdl	<mdl	<mdl
1,2,4-Trimethylbenzene	1.6	<mdl	<mdl	<mdl
1,3-Dichlorobenzene	1.1	<mdl	<mdl	<mdl
1,4-Dichlorobenzene	1.5	<mdl	<mdl	<mdl
1,2-Dichlorobenzene	0.9	<mdl	<mdl	<mdl
1,2,4-Trichlorobenzene	1.0	<mdl	<mdl	<mdl
Naphthalene	1.2	<mdl	<mdl	<mdl
1,2,3-Trichlorobenzene	1.1	<mdl	<mdl	<mdl
2-Methylnaphthalene	1.1	<mdl	<mdl	<mdl
TPH C_5-C_9		<2,500	<2,500	<2,500
TPH C_{10}-C_{15}		<2,500	<2,500	<2,500

Results in nanograms (ng). MDL = Method detecion limit. J = Estimated value less than five (5) times the MDL.

Compound Distribution Maps



LEGEND

AN28 PASSIVE SOIL-GAS SAMPLE LOCATION

Scale in Feet

0 150 300

BEACON ENVIRONMENTAL SERVICES, INC.
323 Williams Street, Bel Air, MD, 800-878-5510
Beacon Project No. 2315, June 2010

Figure 1
Passive Soil-Gas Survey
Sample Locations

Hillcrest Community Investigation
Corpus Christi, TX



BEACON ENVIRONMENTAL SERVICES, INC.

323 Williams Street, Bel Air, MD, 800-878-5510

Beacon Project No. 2315, June 2010

LEGEND

1,000 BENZENE (nanograms)

AN28 PASSIVE SOIL-GAS SAMPLE LOCATION

NOTE:
Values greater than Beacon's standard reporting limit of 25 nanograms are posted.

Scale in Feet

0 490 980

Figure 2
Passive Soil-Gas Survey
Benzene (above 25 nanograms)

Hillcrest Community Investigation
Corpus Christi, TX



BEACON ENVIRONMENTAL SERVICES, INC.

323 Williams Street, Bel Air, MD, 800-878-5510

Beacon Project No. 2315, June 2010

LEGEND

1,000 TOLUENE (nanograms)

AN28 PASSIVE SOIL-GAS SAMPLE LOCATION

NOTE:
Values greater than Beacon's standard reporting limit of 25 nanograms are posted.

Scale in Feet

0 490 980

Figure 3
Passive Soil-Gas Survey
Toluene (above 25 nanograms)

Hillcrest Community Investigation
Corpus Christi, TX



BEACON ENVIRONMENTAL SERVICES, INC.

323 Williams Street, Bel Air, MD, 800-878-5510

Beacon Project No. 2315, June 2010

LEGEND

1,000 NAPHTHALENE (nanograms)

▲ AN28 PASSIVE SOIL-GAS SAMPLE LOCATION

NOTE:
Values greater than Beacon's standard reporting limit of 25 nanograms are posted.

Scale in Feet

0 490 980

Figure 4
Passive Soil-Gas Survey
Naphthalene (above 25 nanograms)

Hillcrest Community Investigation
Corpus Christi, TX

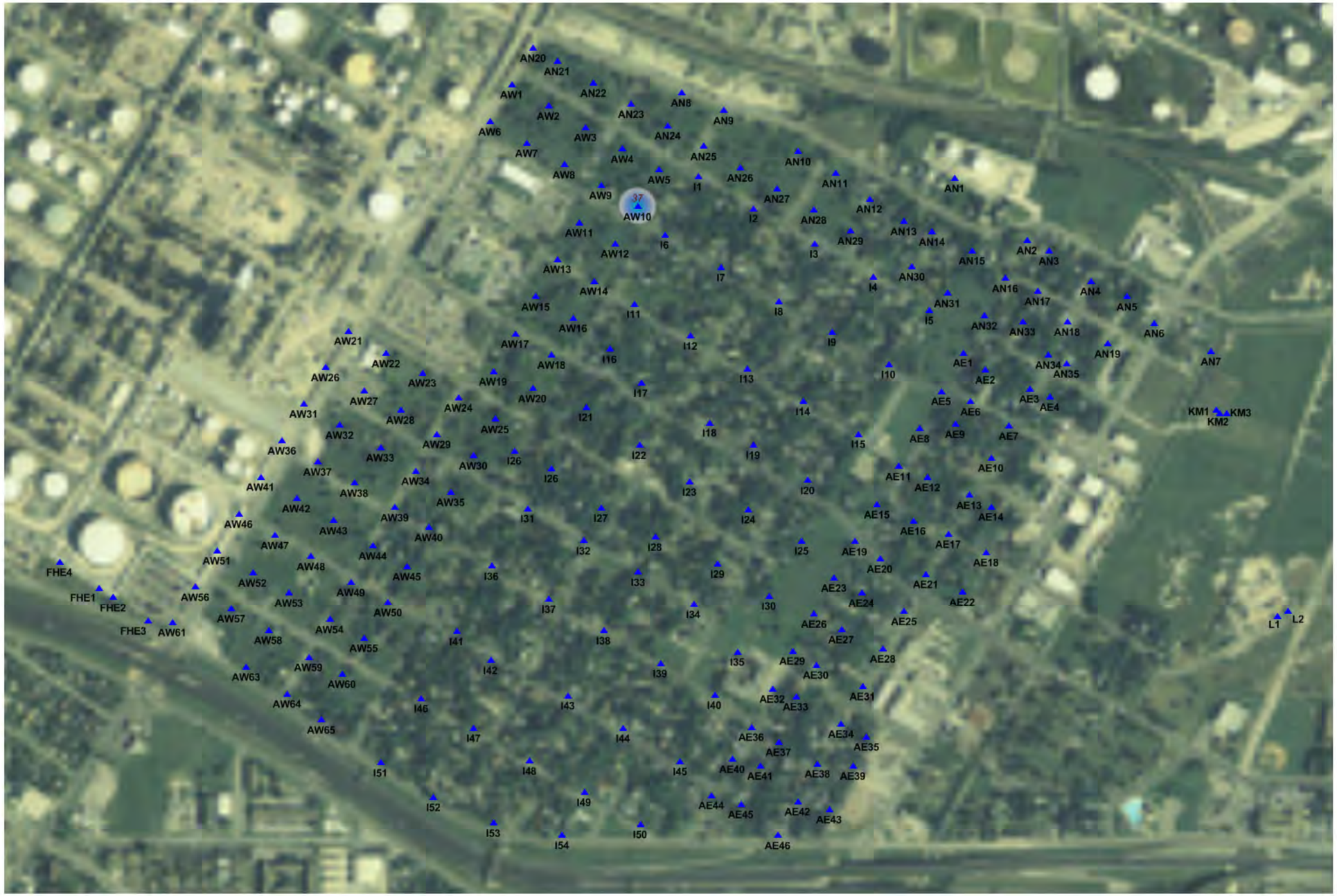





BEACON ENVIRONMENTAL SERVICES, INC.

323 Williams Street, Bel Air, MD, 800-878-5510

Beacon Project No. 2315, June 2010

LEGEND

1,000 TOTAL BTEX (nanograms)

AN28 PASSIVE SOIL-GAS SAMPLE LOCATION

NOTE:
Values greater than Beacon's standard reporting limit of 25 nanograms are posted.

Scale in Feet

0 490 980

Figure 5
Passive Soil-Gas Survey
Total BTEX (above 25 nanograms)

Hillcrest Community Investigation
Corpus Christi, TX

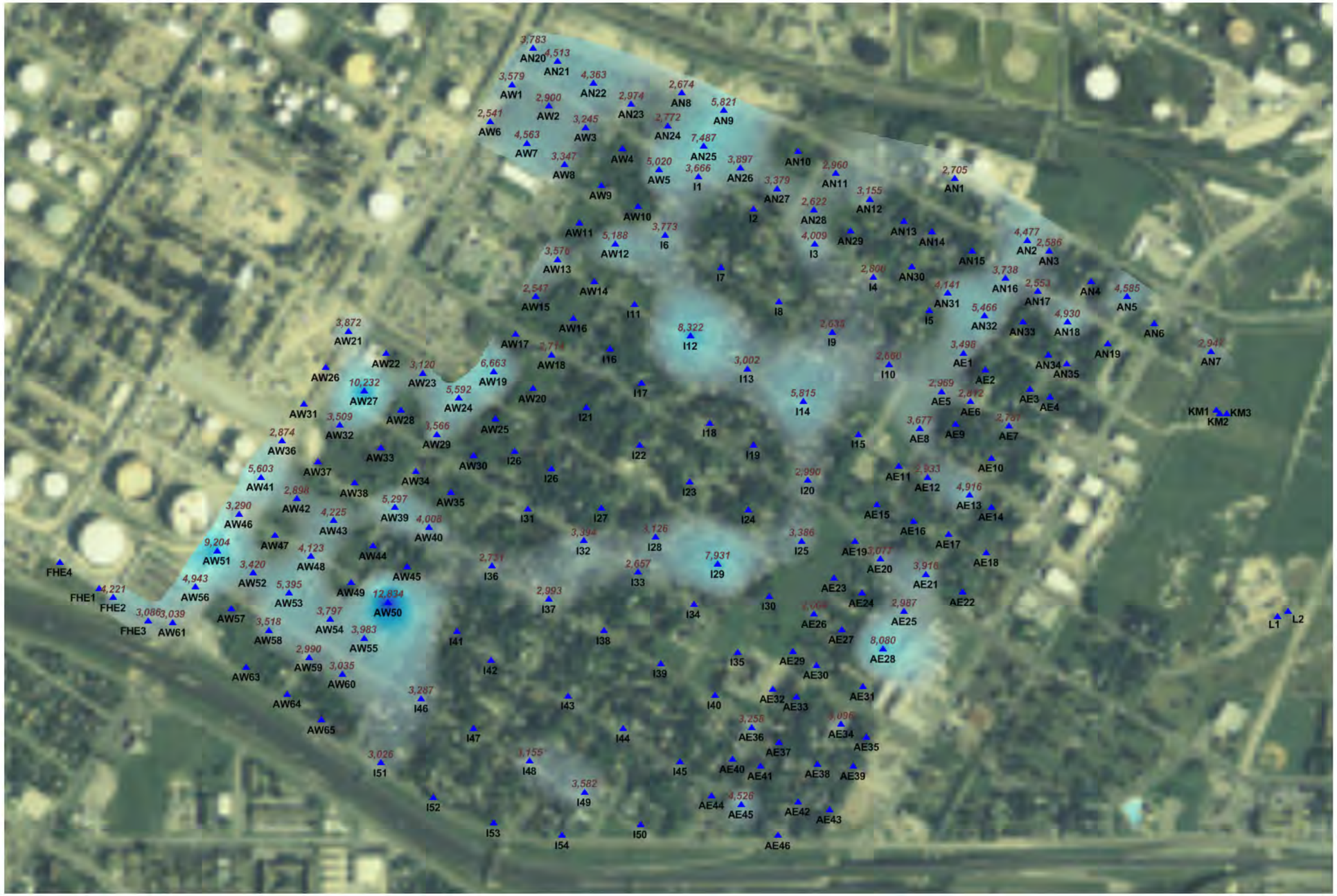

BEACON ENVIRONMENTAL SERVICES, INC.

323 Williams Street, Bel Air, MD, 800-878-5510

Beacon Project No. 2315, June 2010

LEGEND

2,500 TOTAL PETROLEUM HYDROCARBONS (nanograms)

AN28 PASSIVE SOIL-GAS SAMPLE LOCATION

Note:
TPH results are comprised of C5 to C9 aliphatic hydrocarbons and not comprised of aromatic hydrocarbons such as Benzene, Toluene, Ethylbenzene, and Xylenes.

Scale in Feet

0 490 980

Figure 6
Passive Soil-Gas Survey
Total Petroleum Hydrocarbons

Hillcrest Community Investigation
Corpus Christi, TX

Forms

Beacon Environmental Services, Inc.
AIR VOLATILE SYSTEM MONITORING COMPOUND RECOVERY

Lab Name: Beacon Environmental Services, Inc.
Project: 2315
Lab Code: BEACON **Case No.:** 2315 **SDG No.:** 2315

	SAMPLE NO	SMC1 ( ) #	SMC2 ( ) #	SMC3 ( ) #	SMC4 () #	TOT OUT
01	MB-1	86	97	90		0
02	LCS-1	100	94	99		0
03	DCS	115	113	96		0
04	MB-2	85	96	85		0
05	LCS-2	98	92	98		0
06	TRIP-1	86	94	81		0
07	SG-AE1	81	96	94		0
08	SG-AE1DUP	83	98	97		0
09	SG-AE2	83	96	96		0
10	SG-AE3	83	94	95		0
11	SG-AE4	84	97	96		0
12	SG-AE5	78	100	96		0
13	SG-AE6	75	97	97		0
14	SG-AE7	72	94	97		0
15	SG-AE7DUP	82	98	95		0
16	SG-AE8	75	96	94		0
17	SG-AE9	81	96	94		0
18	SG-AE10	81	96	91		0
19	SG-AE11	105	99	97		0
20	SG-AE12	73	97	92		0
21	SG-AE13	82	98	95		0
22	SG-AE14	73	94	96		0
23	SG-AE15	80	96	91		0
24	SG-AE15DUP	84	98	95		0
25	SG-AN4	84	96	94		0
26	SG-AN4MS	86	102	95		0
27	SG-AN4MSD	76	102	97		0
28	MB-3	88	96	90		0
29	LCS-3	99	97	98		0
30	SG-AE16	83	95	96		0

	QC LIMITS
SMC1 ( ) = 1,2-DCA-d4	(70-130)
SMC2 ( ) = Toluene-d8	(70-130)
SMC3 ( ) = Bromofluorobenzene	(70-130)

Column to be used to flag recovery values
* Values outside of contract required QC limits
D Surrogate diluted out

Beacon Environmental Services, Inc.
AIR VOLATILE SYSTEM MONITORING COMPOUND RECOVERY

Lab Name: Beacon Environmental Services, Inc.
Project: 2315
Lab Code: BEACON **Case No.:** 2315 **SDG No.:** 2315

	SAMPLE NO	SMC1 ( ) #	SMC2 ( ) #	SMC3 ( ) #	SMC4 () #	TOT OUT
31	SG-AE17	72	99	97		0
32	SG-AE18	79	96	91		0
33	SG-AE19	71	95	97		0
34	SG-AE20	70	97	97		0
35	TRIP-2	86	96	94		0
36	SG-AE21	79	95	97		0
37	SG-AE22	84	95	96		0
38	SG-AE23	83	95	99		0
39	SG-AE24	89	90	103		0
40	SG-AE25	83	96	94		0
41	SG-AE26	70	97	97		0
42	SG-AE26DUP	81	99	99		0
43	SG-AE27	81	95	96		0
44	SG-AE28	78	96	98		0
45	SG-AE29	74	101	91		0
46	SG-AE30	76	98	99		0
47	SG-AE31	81	99	97		0
48	SG-AE31DUP	86	97	97		0
49	SG-AN8	77	99	92		0
50	SG-AN8MS	89	103	94		0
51	SG-AN8MSD	89	105	93		0
52	MB-4	88	96	84		0
53	LCS-4	101	95	100		0
54	SG-AE32	84	99	95		0
55	SG-AE33	84	97	95		0
56	SG-AE34	83	99	95		0
57	SG-AE35	84	102	98		0
58	SG-AE36	77	99	91		0
59	SG-AE36DUP	80	96	94		0
60	SG-AE37	82	96	91		0

	QC LIMITS
SMC1 ( ) = 1,2-DCA-d4	(70-130)
SMC2 ( ) = Toluene-d8	(70-130)
SMC3 ( ) = Bromofluorobenzene	(70-130)

Column to be used to flag recovery values
* Values outside of contract required QC limits
D Surrogate diluted out

Beacon Environmental Services, Inc.
AIR VOLATILE SYSTEM MONITORING COMPOUND RECOVERY

Lab Name: Beacon Environmental Services, Inc.
Project: 2315
Lab Code: BEACON **Case No.:** 2315 **SDG No.:** 2315

	SAMPLE NO	SMC1 ( )	#	SMC2 ( )	#	SMC3 ( )	#	SMC4 ()	#	TOT OUT
61	SG-AE38	80		97		96				0
62	SG-AE39	83		98		95				0
63	SG-AE40	81		95		94				0
64	SG-AE40DUP	79		96		95				0
65	TRIP-3	85		95		86				0
66	SG-AE41	82		97		95				0
67	SG-AE42	84		96		89				0
68	SG-AE43	80		98		96				0
69	SG-AE44	85		96		93				0
70	SG-AE45	75		97		95				0
71	SG-AE45DUP	80		96		95				0
72	SG-AE46	80		97		97				0
73	SG-AN20	82		95		97				0
74	SG-AN20MS	72		101		99				0
75	SG-AN20MSD	82		102		95				0
76	MB-5	83		95		89				0
77	LCS-5	110		95		99				0
78	SG-AN1	83		97		96				0
79	SG-AN2	72		95		94				0
80	SG-AN3	79		97		95				0
81	SG-AN5	78		94		92				0
82	SG-AN6	82		95		95				0
83	SG-AN7	85		100		90				0
84	SG-AN7DUP	83		98		92				0
85	SG-AN9	79		98		93				0
86	SG-AN10	84		95		95				0
87	SG-AN11	83		96		94				0
88	SG-AN12	79		96		95				0
89	SG-AN13	83		96		95				0
90	SG-AN14	84		95		95				0

	QC LIMITS
SMC1 ( ) = 1,2-DCA-d4	(70-130)
SMC2 ( ) = Toluene-d8	(70-130)
SMC3 ( ) = Bromofluorobenzene	(70-130)

Column to be used to flag recovery values
* Values outside of contract required QC limits
D Surrogate diluted out

Beacon Environmental Services, Inc.
AIR VOLATILE SYSTEM MONITORING COMPOUND RECOVERY

Lab Name: Beacon Environmental Services, Inc.
Project: 2315
Lab Code: BEACON **Case No.:** 2315 **SDG No.:** 2315

	SAMPLE NO	SMC1 ( ) #	SMC2 ( ) #	SMC3 ( ) #	SMC4 () #	TOT OUT
91	SG-AN15	78	97	97		0
92	SG-AN16	81	94	97		0
93	SG-AN17	78	96	97		0
94	SG-AN18	85	98	103		0
95	SG-AN19	80	97	97		0
96	SG-AN19DUP	71	97	96		0
97	SG-AN33	83	95	96		0
98	SG-AN33MS	77	102	98		0
99	SG-AN33MSD	85	102	97		0
100	MB-6	86	96	93		0
101	LCS-6	105	99	112		0
102	TRIP-4	85	95	95		0
103	SG-AN21	82	96	96		0
104	SG-AN22	77	93	97		0
105	SG-AN23	80	94	95		0
106	SG-AN24	81	100	90		0
107	SG-AN25	70	96	96		0
108	SG-AN26	85	91	98		0
109	SG-AN27	84	94	95		0
110	SG-AN28	80	94	97		0
111	SG-AN29	76	94	94		0
112	SG-AN30	79	97	97		0
113	SG-AN31	79	94	94		0
114	SG-AN32	71	95	91		0
115	SG-AN34	90	100	93		0
116	SG-AN35	77	98	96		0
117	SG-AW1	81	94	95		0
118	SG-AW1DUP	82	94	96		0
119	SG-AW2	83	89	101		0
120	SG-AW3	79	98	94		0

	QC LIMITS
SMC1 ( ) = 1,2-DCA-d4	(70-130)
SMC2 ( ) = Toluene-d8	(70-130)
SMC3 ( ) = Bromofluorobenzene	(70-130)

Column to be used to flag recovery values
* Values outside of contract required QC limits
D Surrogate diluted out

Beacon Environmental Services, Inc.
AIR VOLATILE SYSTEM MONITORING COMPOUND RECOVERY

Lab Name: Beacon Environmental Services, Inc.
Project: 2315
Lab Code: BEACON **Case No.:** 2315 **SDG No.:** 2315

	SAMPLE NO	SMC1 ( ) #	SMC2 ( ) #	SMC3 ( ) #	SMC4 () #	TOT OUT
121	SG-AW12	88	94	95		0
122	SG-AW12MS	76	98	99		0
123	SG-AW12MSD	85	100	98		0
124	MB-7	88	95	90		0
125	LCS-7	116	95	99		0
126	SG-AW4	84	73	101		0
127	SG-AW5	79	98	96		0
128	SG-AW6	90	100	93		0
129	SG-AW7	85	97	98		0
130	SG-AW8	84	98	97		0
131	SG-AW9	87	104	93		0
132	SG-AW10	81	95	99		0
133	SG-AW11	75	101	96		0
134	SG-AW11DUP	83	95	96		0
135	SG-AW13	81	96	96		0
136	SG-AW14	83	95	99		0
137	SG-AW15	83	95	100		0
138	SG-AW16	82	96	97		0
139	SG-AW17	84	97	97		0
140	SG-AW18	81	97	99		0
141	SG-AW19	80	95	97		0
142	SG-AW20	84	96	100		0
143	TRIP-5	88	93	93		0
144	SG-AW21	78	97	96		0
145	SG-AW39	74	95	94		0
146	MS-AW39	80	97	100		0
147	MSD-AW39	108	93	114		0
148	MB-8	83	92	90		0
149	LCS-8	105	92	102		0
150	SG-AW22	81	94	96		0

	QC LIMITS
SMC1 ( ) = 1,2-DCA-d4	(70-130)
SMC2 ( ) = Toluene-d8	(70-130)
SMC3 ( ) = Bromofluorobenzene	(70-130)

Column to be used to flag recovery values
* Values outside of contract required QC limits
D Surrogate diluted out

Beacon Environmental Services, Inc.
AIR VOLATILE SYSTEM MONITORING COMPOUND RECOVERY

Lab Name: Beacon Environmental Services, Inc.
Project: 2315
Lab Code: BEACON **Case No.:** 2315 **SDG No.:** 2315

	SAMPLE NO	SMC1 ( ) #	SMC2 ( ) #	SMC3 ( ) #	SMC4 () #	TOT OUT
151	SG-AW23	84	94	97		0
152	SG-AW23DUP	84	94	95		0
153	SG-AW24	84	94	95		0
154	SG-AW25	79	94	95		0
155	SG-AW26	78	82	109		0
156	SG-AW27	88	98	90		0
157	SG-AW28	83	100	92		0
158	SG-AW29	81	95	94		0
159	SG-AW30	84	93	95		0
160	SG-AW31	77	91	99		0
161	SG-AW32	80	94	96		0
162	SG-AW32DUP	85	93	96		0
163	SG-AW33	84	90	102		0
164	SG-AW34	82	95	95		0
165	SG-AW35	83	94	93		0
166	SG-AW35DUP	84	95	95		0
167	SG-AW36	84	93	96		0
168	SG-AW37	86	86	105		0
169	SG-AW61	86	97	96		0
170	SG-AW61MS	73	100	98		0
171	SG-AW61MSD	76	102	98		0
172	MB-9	90	90	94		0
173	LCS-9	106	89	102		0
174	TRIP-6	77	91	93		0
175	SG-AW38	86	92	93		0
176	SG-AW40	76	88	93		0
177	SG-AW41	81	89	99		0
178	SG-AW42	87	89	97		0
179	SG-AW43	75	93	97		0
180	SG-AW44	75	84	104		0

	QC LIMITS
SMC1 ( ) = 1,2-DCA-d4	(70-130)
SMC2 ( ) = Toluene-d8	(70-130)
SMC3 ( ) = Bromofluorobenzene	(70-130)

Column to be used to flag recovery values
* Values outside of contract required QC limits
D Surrogate diluted out

Beacon Environmental Services, Inc.
AIR VOLATILE SYSTEM MONITORING COMPOUND RECOVERY

Lab Name: Beacon Environmental Services, Inc.
Project: 2315
Lab Code: BEACON **Case No.:** 2315 **SDG No.:** 2315

	SAMPLE NO	SMC1 ( )	#	SMC2 ( )	#	SMC3 ( )	#	SMC4 ()	#	TOT OUT
181	SG-AW45	84		94		93				0
182	SG-AW46	74		89		80				0
183	SG-AW47	73		95		97				0
184	SG-AW48	71		97		102				0
185	SG-AW49	83		95		94				0
186	SG-AW50	74		87		99				0
187	SG-AW51	71		94		96				0
188	SG-AW52	87		94		98				0
189	SG-AW52	76		93		95				0
190	SG-AW53	76		93		101				0
191	SG-AW54	82		96		99				0
192	SG-AW55	85		96		97				0
193	SG-I4	87		99		93				0
194	SG-I4MS	85		101		96				0
195	SG-I4MSD	100		99		98				0
196	MB-10	90		102		99				0
197	LCS-10	98		92		97				0
198	SG-AW56	89		109		103				0
199	SG-AW57	90		107		103				0
200	SG-AW58	83		105		103				0
201	SG-AW59	82		104		102				0
202	SG-AW60	82		107		101				0
203	SG-AW63	86		106		102				0
204	SG-AW63DUP	86		104		100				0
205	SG-AW64	84		111		105				0
206	SG-AW65	87		104		103				0
207	SG-FHE1	90		103		101				0
208	SG-FHE2	77		107		102				0
209	SG-FHE3	82		108		104				0
210	SG-FHE4	88		103		99				0

	QC LIMITS
SMC1 ( ) = 1,2-DCA-d4	(70-130)
SMC2 ( ) = Toluene-d8	(70-130)
SMC3 ( ) = Bromofluorobenzene	(70-130)

Column to be used to flag recovery values
* Values outside of contract required QC limits
D Surrogate diluted out

Beacon Environmental Services, Inc.
AIR VOLATILE SYSTEM MONITORING COMPOUND RECOVERY

Lab Name: Beacon Environmental Services, Inc.
Project: 2315
Lab Code: BEACON **Case No.:** 2315 **SDG No.:** 2315

	SAMPLE NO	SMC1 ( ) #	SMC2 ( ) #	SMC3 ( ) #	SMC4 () #	TOT OUT
211	SG-FHE4DUP	87	106	106		0
212	SG-I1	78	106	101		0
213	SG-I1DUP	80	105	102		0
214	SG-I2	78	110	102		0
215	SG-I3	85	109	105		0
216	SG-I5	88	102	99		0
217	SG-I11	98	110	95		0
218	SG-I11MS	87	102	90		0
219	SG-I11MSD	88	105	96		0
220	MB-11	88	98	95		0
221	LCS-11	92	88	97		0
222	TRIP-7	90	101	99		0
223	SG-I6	89	100	104		0
224	SG-I7	87	103	108		0
225	SG-I8	85	106	102		0
226	SG-I9	89	100	104		0
227	SG-I10	95	108	99		0
228	SG-I10DUP	89	111	101		0
229	SG-I12	79	102	100		0
230	SG-I13	86	101	99		0
231	SG-I14	83	104	102		0
232	SG-I15	82	102	101		0
233	SG-I16	90	99	99		0
234	SG-I17	84	103	100		0
235	SG-I18	81	100	101		0
236	SG-I19	86	100	96		0
237	SG-I20	89	102	103		0
238	SG-I21	88	100	100		0
239	SG-I22	84	108	105		0
240	SG-I23	87	101	101		0

	QC LIMITS
SMC1 ( ) = 1,2-DCA-d4	(70-130)
SMC2 ( ) = Toluene-d8	(70-130)
SMC3 ( ) = Bromofluorobenzene	(70-130)

Column to be used to flag recovery values
* Values outside of contract required QC limits
D Surrogate diluted out

Beacon Environmental Services, Inc.
AIR VOLATILE SYSTEM MONITORING COMPOUND RECOVERY

Lab Name: Beacon Environmental Services, Inc.
Project: 2315
Lab Code: BEACON **Case No.:** 2315 **SDG No.:** 2315

	SAMPLE NO	SMC1 ( ) #	SMC2 ( ) #	SMC3 ( ) #	SMC4 () #	TOT OUT
241	SG-I31	86	101	103		0
242	SG-I31MS	84	100	97		0
243	SG-I31MSD	84	100	100		0
244	MB-12	97	97	94		0
245	LCS-12	94	89	105		0
246	TRIP-8	92	97	106		0
247	SG-I24	80	103	104		0
248	SG-I25	77	101	105		0
249	SG-I26	89	99	103		0
250	SG-I27	84	100	101		0
251	SG-I28	73	105	101		0
252	SG-I29	76	99	100		0
253	SG-I30	82	99	102		0
254	SG-I32	87	104	102		0
255	SG-I33	72	101	101		0
256	SG-I34	98	110	106		0
257	SG-I35	81	103	107		0
258	SG-I36	73	104	107		0
259	SG-I37	79	101	104		0
260	SG-I38	75	101	105		0
261	SG-I39	85	102	104		0
262	SG-I40	85	102	105		0
263	SG-I41	73	103	106		0
264	SG-I42	95	100	100		0
265	SG-I51	93	99	111		0
266	SG-I51MS	83	94	105		0
267	SG-I51MSD	76	101	106		0
268	MB-13	89	96	74		0
269	LCS-13	86	95	90		0
270	TRIP-9	89	101	95		0

	QC LIMITS
SMC1 ( ) = 1,2-DCA-d4	(70-130)
SMC2 ( ) = Toluene-d8	(70-130)
SMC3 ( ) = Bromofluorobenzene	(70-130)

Column to be used to flag recovery values
* Values outside of contract required QC limits
D Surrogate diluted out

Beacon Environmental Services, Inc.
AIR VOLATILE SYSTEM MONITORING COMPOUND RECOVERY

Lab Name: Beacon Environmental Services, Inc.
Project: 2315
Lab Code: BEACON **Case No.:** 2315 **SDG No.:** 2315

	SAMPLE NO	SMC1 ( ) #	SMC2 ( ) #	SMC3 ( ) #	SMC4 () #	TOT OUT
271	AA-1	83	102	90		0
272	SG-I43	95	111	95		0
273	SG-I44	87	105	101		0
274	SG-I45	83	104	103		0
275	SG-I46	87	108	100		0
276	SG-I46DUP	84	108	100		0
277	SG-I47	95	108	111		0
278	SG-I48	93	109	101		0
279	SG-I49	88	108	104		0
280	SG-I50	83	106	104		0
281	SG-I52	89	105	104		0
282	SG-I53	87	107	106		0
283	SG-I54	86	103	105		0
284	SG-KM1	84	102	104		0
285	SG-KM3	94	111	99		0
286	SG-L1	86	104	97		0
287	SG-L1MS	85	99	103		0
288	MB-14	91	99	97		0
289	LCS-14	96	89	97		0
290	AA-2	85	100	102		0
291	SG-KM2	82	103	104		0
292	SG-KM2DUP	83	105	105		0
293	SG-L2	81	103	103		0
294	SG-L2MS	90	96	100		0
295						
296						
297						
298						
299						
300						

	QC LIMITS
SMC1 ( ) = 1,2-DCA-d4	(70-130)
SMC2 ( ) = Toluene-d8	(70-130)
SMC3 ( ) = Bromofluorobenzene	(70-130)

Column to be used to flag recovery values
* Values outside of contract required QC limits
D Surrogate diluted out

Beacon Environmental Services, Inc.
AIR VOLATILE DUPLICATE ANALYSIS

Lab Name: Beacon Environmental Services, Inc.
Project: 2315
Lab Code: BEACON **Case No,:** 2315 **SDG No.:** 2315
Duplicate - Sample No.: SG-AE1 File: 10052923

Compound	SAMPLE CONCENTRATION ng	DUP CONCENTRATION ng	% RPD	#	QC LIMITS RPD
Vinyl Chloride	1.5 U	1.5 U	0		100
Trichlorofluoromethane (Freon 11)	1.5 U	1.5 U	0		100
1,1-Dichloroethene	0.7 U	0.7 U	0		100
Methylene Chloride	1.1 U	1.1 U	0		100
1,1,2-Trichlorotrifluoroethane (Fr.113)	1.9 U	1.9 U	0		100
trans-1,2-Dichloroethene	0.8 U	0.8 U	0		100
Methyl-t-butyl ether	0.5 U	0.5 U	0		100
1,1-Dichloroethane	0.4 U	0.4 U	0		100
cis-1,2-Dichloroethene	0.5 U	0.5 U	0		100
Chloroform	0.3 U	0.3 U	0		100
1,2-Dichloroethane	0.3 U	0.3 U	0		100
1,1,1-Trichloroethane	0.7 U	0.7 U	0		100
Carbon Tetrachloride	0.7 U	0.7 U	0		100
Benzene	0.5 U	0.5 U	0		100
Trichloroethene	1.4 U	1.4 U	0		100
1,4-Dioxane	0.9 U	0.9 U	0		100
1,1,2-Trichloroethane	0.7 U	0.7 U	0		100
Toluene	5.1	4.3	17		100
1,2-Dibromoethane (EDB)	0.6 U	0.6 U	0		100
Tetrachloroethene	0.6 U	0.6 U	0		100
1,1,1,2-Tetrachloroethane	0.8 U	0.8 U	0		100
Chlorobenzene	0.3 U	0.3 U	0		100
Ethylbenzene	0.6 U	0.6 U	0		100
p & m-Xylene	0.4 U	0.4 U	0		100
1,1,2,2-Tetrachloroethane	0.5 U	0.5 U	0		100
o-Xylene	1.2 U	1.2 U	0		100
1,2,3-Trichloropropane	0.9 U	0.9 U	0		100
Isopropylbenzene	0.6 U	0.6 U	0		100
1,3,5-Trimethylbenzene	1.5 U	1.5 U	0		100
1,2,4-Trimethylbenzene	1.6 U	1.6 U	0		100
1,3-Dichlorobenzene	1.1 U	1.1 U	0		100
1,4-Dichlorobenzene	1.4 U	1.4 U	0		100
1,2-Dichlorobenzene	0.9 U	0.9 U	0		100
1,2,4-Trichlorobenzene	1 U	1 U	0		100
Naphthalene	3.1	1.2 U	88		100
1,2,3-Trichlorobenzene	1.1 U	1.1 U	0		100
2-Methylnaphthalene	1.1 U	1.1 U	0		100

 # Column to be used to flag recovery and RPD values with an asterisk
*** Values outside of QC limits**

RPD: 0 **out of** 37 **outside limits**

COMMENTS:

Beacon Environmental Services, Inc.
AIR VOLATILE DUPLICATE ANALYSIS

Lab Name: Beacon Environmental Services, Inc.
Project: 2315
Lab Code: BEACON **Case No,:** 2315 **SDG No.:** 2315
Duplicate - Sample No.: SG-AE7 File: 10052930

Compound	SAMPLE CONCENTRATION ng	DUP CONCENTRATION ng	% RPD	#	QC LIMITS RPD
Vinyl Chloride	1.5 U	1.5 U	0		100
Trichlorofluoromethane (Freon 11)	1.5 U	1.5 U	0		100
1,1-Dichloroethene	0.7 U	0.7 U	0		100
Methylene Chloride	1.1 U	1.1 U	0		100
1,1,2-Trichlorotrifluoroethane (Fr.113)	1.9 U	1.9 U	0		100
trans-1,2-Dichloroethene	0.8 U	0.8 U	0		100
Methyl-t-butyl ether	0.5 U	0.5 U	0		100
1,1-Dichloroethane	0.4 U	0.4 U	0		100
cis-1,2-Dichloroethene	0.5 U	0.5 U	0		100
Chloroform	0.3 U	0.3 U	0		100
1,2-Dichloroethane	0.3 U	0.3 U	0		100
1,1,1-Trichloroethane	0.7 U	0.7 U	0		100
Carbon Tetrachloride	0.7 U	0.7 U	0		100
Benzene	0.5 U	0.5 U	0		100
Trichloroethene	1.4 U	1.4 U	0		100
1,4-Dioxane	0.9 U	0.9 U	0		100
1,1,2-Trichloroethane	0.7 U	0.7 U	0		100
Toluene	3.8	3.9	2.6		100
1,2-Dibromoethane (EDB)	0.6 U	0.6 U	0		100
Tetrachloroethene	0.6 U	0.6 U	0		100
1,1,1,2-Tetrachloroethane	0.8 U	0.8 U	0		100
Chlorobenzene	0.3 U	0.3 U	0		100
Ethylbenzene	0.6 U	0.6 U	0		100
p & m-Xylene	0.4 U	0.4 U	0		100
1,1,2,2-Tetrachloroethane	0.5 U	0.5 U	0		100
o-Xylene	1.2 U	1.2 U	0		100
1,2,3-Trichloropropane	0.9 U	0.9 U	0		100
Isopropylbenzene	0.6 U	0.6 U	0		100
1,3,5-Trimethylbenzene	1.5 U	1.5 U	0		100
1,2,4-Trimethylbenzene	1.6 U	1.6 U	0		100
1,3-Dichlorobenzene	1.1 U	1.1 U	0		100
1,4-Dichlorobenzene	1.4 U	1.4 U	0		100
1,2-Dichlorobenzene	0.9 U	0.9 U	0		100
1,2,4-Trichlorobenzene	1 U	1 U	0		100
Naphthalene	4	1.2 U	108	*	100
1,2,3-Trichlorobenzene	1.1 U	1.1 U	0		100
2-Methylnaphthalene	1.1 U	1.1 U	0		100

 # Column to be used to flag recovery and RPD values with an asterisk
*** Values outside of QC limits**

RPD: 1 **out of** 37 **outside limits**

COMMENTS:

Beacon Environmental Services, Inc.
AIR VOLATILE DUPLICATE ANALYSIS

Lab Name: Beacon Environmental Services, Inc.
Project: 2315
Lab Code: BEACON **Case No,:** 2315 **SDG No.:** 2315
Duplicate - Sample No.: SG-AE15 File: 10052939

Compound	SAMPLE CONCENTRATION ng	DUP CONCENTRATION ng	% RPD	#	QC LIMITS RPD
Vinyl Chloride	1.5 U	1.5 U	0		100
Trichlorofluoromethane (Freon 11)	1.5 U	1.5 U	0		100
1,1-Dichloroethene	0.7 U	0.7 U	0		100
Methylene Chloride	1.1 U	1.1 U	0		100
1,1,2-Trichlorotrifluoroethane (Fr.113)	1.9 U	1.9 U	0		100
trans-1,2-Dichloroethene	0.8 U	0.8 U	0		100
Methyl-t-butyl ether	0.5 U	0.5 U	0		100
1,1-Dichloroethane	0.4 U	0.4 U	0		100
cis-1,2-Dichloroethene	0.5 U	0.5 U	0		100
Chloroform	0.3 U	0.3 U	0		100
1,2-Dichloroethane	0.3 U	0.3 U	0		100
1,1,1-Trichloroethane	0.7 U	0.7 U	0		100
Carbon Tetrachloride	0.7 U	0.7 U	0		100
Benzene	3.5	3.9	10.8		100
Trichloroethene	1.4 U	1.4 U	0		100
1,4-Dioxane	0.9 U	0.9 U	0		100
1,1,2-Trichloroethane	0.7 U	0.7 U	0		100
Toluene	3.7	3.9	5.3		100
1,2-Dibromoethane (EDB)	0.6 U	0.6 U	0		100
Tetrachloroethene	0.6 U	0.6 U	0		100
1,1,1,2-Tetrachloroethane	0.8 U	0.8 U	0		100
Chlorobenzene	0.3 U	0.3 U	0		100
Ethylbenzene	0.6 U	0.6 U	0		100
p & m-Xylene	0.4 U	0.4 U	0		100
1,1,2,2-Tetrachloroethane	0.5 U	0.5 U	0		100
o-Xylene	1.2 U	1.2 U	0		100
1,2,3-Trichloropropane	0.9 U	0.9 U	0		100
Isopropylbenzene	0.6 U	0.6 U	0		100
1,3,5-Trimethylbenzene	1.5 U	1.5 U	0		100
1,2,4-Trimethylbenzene	1.6 U	1.6 U	0		100
1,3-Dichlorobenzene	1.1 U	1.1 U	0		100
1,4-Dichlorobenzene	1.4 U	1.4 U	0		100
1,2-Dichlorobenzene	0.9 U	0.9 U	0		100
1,2,4-Trichlorobenzene	1 U	1 U	0		100
Naphthalene	2.8	1.2 U	80		100
1,2,3-Trichlorobenzene	1.1 U	1.1 U	0		100
2-Methylnaphthalene	1.1 U	1.1 U	0		100

 # Column to be used to flag recovery and RPD values with an asterisk
*** Values outside of QC limits**

RPD: 0 **out of** 37 **outside limits**

COMMENTS:

Beacon Environmental Services, Inc.
AIR VOLATILE DUPLICATE ANALYSIS

Lab Name: Beacon Environmental Services, Inc.
Project: 2315
Lab Code: BEACON **Case No,:** 2315 **SDG No.:** 2315
Duplicate - Sample No.: SG-AE26 File: 10052959

Compound	SAMPLE CONCENTRATION ng	DUP CONCENTRATION ng	% RPD	#	QC LIMITS RPD
Vinyl Chloride	1.5 U	1.5 U	0		100
Trichlorofluoromethane (Freon 11)	1.5 U	1.5 U	0		100
1,1-Dichloroethene	0.7 U	0.7 U	0		100
Methylene Chloride	1.1 U	1.1 U	0		100
1,1,2-Trichlorotrifluoroethane (Fr.113)	1.9 U	1.9 U	0		100
trans-1,2-Dichloroethene	0.8 U	0.8 U	0		100
Methyl-t-butyl ether	0.5 U	3.7	152	*	100
1,1-Dichloroethane	0.4 U	0.4 U	0		100
cis-1,2-Dichloroethene	0.5 U	0.5 U	0		100
Chloroform	0.3 U	0.3 U	0		100
1,2-Dichloroethane	0.3 U	0.3 U	0		100
1,1,1-Trichloroethane	0.7 U	0.7 U	0		100
Carbon Tetrachloride	0.7 U	0.7 U	0		100
Benzene	3.7	4.8	26		100
Trichloroethene	1.4 U	1.4 U	0		100
1,4-Dioxane	0.9 U	0.9 U	0		100
1,1,2-Trichloroethane	0.7 U	0.7 U	0		100
Toluene	6.2	8.5	31.3		100
1,2-Dibromoethane (EDB)	0.6 U	0.6 U	0		100
Tetrachloroethene	0.6 U	0.6 U	0		100
1,1,1,2-Tetrachloroethane	0.8 U	0.8 U	0		100
Chlorobenzene	0.3 U	0.3 U	0		100
Ethylbenzene	0.6 U	0.6 U	0		100
p & m-Xylene	0.4 U	0.4 U	0		100
1,1,2,2-Tetrachloroethane	0.5 U	0.5 U	0		100
o-Xylene	1.2 U	1.2 U	0		100
1,2,3-Trichloropropane	0.9 U	0.9 U	0		100
Isopropylbenzene	0.6 U	0.6 U	0		100
1,3,5-Trimethylbenzene	1.5 U	1.5 U	0		100
1,2,4-Trimethylbenzene	1.6 U	1.6 U	0		100
1,3-Dichlorobenzene	1.1 U	1.1 U	0		100
1,4-Dichlorobenzene	1.4 U	1.4 U	0		100
1,2-Dichlorobenzene	0.9 U	0.9 U	0		100
1,2,4-Trichlorobenzene	1 U	1 U	0		100
Naphthalene	1.2 U	1.2 U	0		100
1,2,3-Trichlorobenzene	1.1 U	1.1 U	0		100
2-Methylnaphthalene	1.1 U	1.1 U	0		100

 # Column to be used to flag recovery and RPD values with an asterisk
*** Values outside of QC limits**

RPD: 1 **out of** 37 **outside limits**

COMMENTS:

Beacon Environmental Services, Inc.
AIR VOLATILE DUPLICATE ANALYSIS

Lab Name: Beacon Environmental Services, Inc.
Project: 2315
Lab Code: BEACON **Case No,:** 2315 **SDG No.:** 2315
Duplicate - Sample No.: SG-AE31 File: 10052965

Compound	SAMPLE CONCENTRATION ng	DUP CONCENTRATION ng	% RPD	#	QC LIMITS RPD
Vinyl Chloride	1.5 U	1.5 U	0		100
Trichlorofluoromethane (Freon 11)	1.5 U	1.5 U	0		100
1,1-Dichloroethene	0.7 U	0.7 U	0		100
Methylene Chloride	1.1 U	1.1 U	0		100
1,1,2-Trichlorotrifluoroethane (Fr.113)	1.9 U	1.9 U	0		100
trans-1,2-Dichloroethene	0.8 U	0.8 U	0		100
Methyl-t-butyl ether	0.5 U	3.7	152	*	100
1,1-Dichloroethane	0.4 U	0.4 U	0		100
cis-1,2-Dichloroethene	0.5 U	0.5 U	0		100
Chloroform	9	11.8	26.9		100
1,2-Dichloroethane	0.3 U	0.3 U	0		100
1,1,1-Trichloroethane	0.7 U	0.7 U	0		100
Carbon Tetrachloride	0.7 U	0.7 U	0		100
Benzene	4	4.5	11.8		100
Trichloroethene	1.4 U	1.4 U	0		100
1,4-Dioxane	0.9 U	0.9 U	0		100
1,1,2-Trichloroethane	0.7 U	0.7 U	0		100
Toluene	9.8	9.1	7.4		100
1,2-Dibromoethane (EDB)	0.6 U	0.6 U	0		100
Tetrachloroethene	0.6 U	0.6 U	0		100
1,1,1,2-Tetrachloroethane	0.8 U	0.8 U	0		100
Chlorobenzene	0.3 U	0.3 U	0		100
Ethylbenzene	0.6 U	0.6 U	0		100
p & m-Xylene	0.4 U	0.4 U	0		100
1,1,2,2-Tetrachloroethane	0.5 U	0.5 U	0		100
o-Xylene	1.2 U	1.2 U	0		100
1,2,3-Trichloropropane	0.9 U	0.9 U	0		100
Isopropylbenzene	0.6 U	0.6 U	0		100
1,3,5-Trimethylbenzene	1.5 U	1.5 U	0		100
1,2,4-Trimethylbenzene	1.6 U	1.6 U	0		100
1,3-Dichlorobenzene	1.1 U	1.1 U	0		100
1,4-Dichlorobenzene	1.4 U	1.4 U	0		100
1,2-Dichlorobenzene	0.9 U	0.9 U	0		100
1,2,4-Trichlorobenzene	1 U	1 U	0		100
Naphthalene	4.1	2.6	44.8		100
1,2,3-Trichlorobenzene	1.1 U	1.1 U	0		100
2-Methylnaphthalene	3.2	1.9	51		100

 # Column to be used to flag recovery and RPD values with an asterisk
*** Values outside of QC limits**

RPD: 1 **out of** 37 **outside limits**

COMMENTS:

Beacon Environmental Services, Inc.
AIR VOLATILE DUPLICATE ANALYSIS

Lab Name: Beacon Environmental Services, Inc.
Project: 2315
Lab Code: BEACON **Case No,:** 2315 **SDG No.:** 2315
Duplicate - Sample No.: SG-AE36 File: 10053009

Compound	SAMPLE CONCENTRATION ng	DUP CONCENTRATION ng	% RPD	#	QC LIMITS RPD
Vinyl Chloride	1.5 U	1.5 U	0		100
Trichlorofluoromethane (Freon 11)	1.5 U	1.5 U	0		100
1,1-Dichloroethene	0.7 U	0.7 U	0		100
Methylene Chloride	1.1 U	1.1 U	0		100
1,1,2-Trichlorotrifluoroethane (Fr.113)	1.9 U	1.9 U	0		100
trans-1,2-Dichloroethene	0.8 U	0.8 U	0		100
Methyl-t-butyl ether	0.5 U	0.5 U	0		100
1,1-Dichloroethane	0.4 U	0.4 U	0		100
cis-1,2-Dichloroethene	0.5 U	0.5 U	0		100
Chloroform	0.3 U	0.3 U	0		100
1,2-Dichloroethane	0.3 U	0.3 U	0		100
1,1,1-Trichloroethane	0.7 U	0.7 U	0		100
Carbon Tetrachloride	0.7 U	0.7 U	0		100
Benzene	4.9	0.5 U	163	*	100
Trichloroethene	1.4 U	1.4 U	0		100
1,4-Dioxane	0.9 U	0.9 U	0		100
1,1,2-Trichloroethane	0.7 U	0.7 U	0		100
Toluene	7.8	3.8	69		100
1,2-Dibromoethane (EDB)	0.6 U	0.6 U	0		100
Tetrachloroethene	0.6 U	0.6 U	0		100
1,1,1,2-Tetrachloroethane	0.8 U	0.8 U	0		100
Chlorobenzene	0.3 U	0.3 U	0		100
Ethylbenzene	0.6 U	0.6 U	0		100
p & m-Xylene	0.4 U	0.4 U	0		100
1,1,2,2-Tetrachloroethane	0.5 U	0.5 U	0		100
o-Xylene	1.2 U	1.2 U	0		100
1,2,3-Trichloropropane	0.9 U	0.9 U	0		100
Isopropylbenzene	0.6 U	0.6 U	0		100
1,3,5-Trimethylbenzene	1.5 U	1.5 U	0		100
1,2,4-Trimethylbenzene	1.6 U	1.6 U	0		100
1,3-Dichlorobenzene	1.1 U	1.1 U	0		100
1,4-Dichlorobenzene	1.4 U	1.4 U	0		100
1,2-Dichlorobenzene	0.9 U	0.9 U	0		100
1,2,4-Trichlorobenzene	1 U	1 U	0		100
Naphthalene	1.2 U	1.2 U	0		100
1,2,3-Trichlorobenzene	1.1 U	1.1 U	0		100
2-Methylnaphthalene	1.1 U	1.1 U	0		100

 # Column to be used to flag recovery and RPD values with an asterisk
*** Values outside of QC limits**

RPD: 1 **out of** 37 **outside limits**

COMMENTS:

Beacon Environmental Services, Inc.
AIR VOLATILE DUPLICATE ANALYSIS

Lab Name: Beacon Environmental Services, Inc.
Project: 2315
Lab Code: BEACON **Case No,:** 2315 **SDG No.:** 2315
Duplicate - Sample No.: SG-AE40 File: 10053014

Compound	SAMPLE CONCENTRATION ng	DUP CONCENTRATION ng	% RPD	#	QC LIMITS RPD
Vinyl Chloride	1.5 U	1.5 U	0		100
Trichlorofluoromethane (Freon 11)	1.5 U	1.5 U	0		100
1,1-Dichloroethene	0.7 U	0.7 U	0		100
Methylene Chloride	1.1 U	1.1 U	0		100
1,1,2-Trichlorotrifluoroethane (Fr.113)	1.9 U	1.9 U	0		100
trans-1,2-Dichloroethene	0.8 U	0.8 U	0		100
Methyl-t-butyl ether	0.5 U	0.5 U	0		100
1,1-Dichloroethane	0.4 U	0.4 U	0		100
cis-1,2-Dichloroethene	0.5 U	0.5 U	0		100
Chloroform	0.3 U	0.3 U	0		100
1,2-Dichloroethane	0.3 U	0.3 U	0		100
1,1,1-Trichloroethane	0.7 U	0.7 U	0		100
Carbon Tetrachloride	0.7 U	0.7 U	0		100
Benzene	0.5 U	0.5 U	0		100
Trichloroethene	1.4 U	1.4 U	0		100
1,4-Dioxane	0.9 U	0.9 U	0		100
1,1,2-Trichloroethane	0.7 U	0.7 U	0		100
Toluene	4.4	3	37.8		100
1,2-Dibromoethane (EDB)	0.6 U	0.6 U	0		100
Tetrachloroethene	0.6 U	0.6 U	0		100
1,1,1,2-Tetrachloroethane	0.8 U	0.8 U	0		100
Chlorobenzene	0.3 U	0.3 U	0		100
Ethylbenzene	0.6 U	0.6 U	0		100
p & m-Xylene	0.4 U	0.4 U	0		100
1,1,2,2-Tetrachloroethane	0.5 U	0.5 U	0		100
o-Xylene	1.2 U	1.2 U	0		100
1,2,3-Trichloropropane	0.9 U	0.9 U	0		100
Isopropylbenzene	0.6 U	0.6 U	0		100
1,3,5-Trimethylbenzene	1.5 U	1.5 U	0		100
1,2,4-Trimethylbenzene	1.6 U	1.6 U	0		100
1,3-Dichlorobenzene	1.1 U	1.1 U	0		100
1,4-Dichlorobenzene	1.4 U	1.4 U	0		100
1,2-Dichlorobenzene	0.9 U	0.9 U	0		100
1,2,4-Trichlorobenzene	1 U	1 U	0		100
Naphthalene	1.2 U	1.2 U	0		100
1,2,3-Trichlorobenzene	1.1 U	1.1 U	0		100
2-Methylnaphthalene	1.1 U	1.1 U	0		100

 # Column to be used to flag recovery and RPD values with an asterisk
*** Values outside of QC limits**

RPD: 0 **out of** 37 **outside limits**

COMMENTS:

Beacon Environmental Services, Inc.
AIR VOLATILE DUPLICATE ANALYSIS

Lab Name: Beacon Environmental Services, Inc.
Project: 2315
Lab Code: BEACON **Case No,:** 2315 **SDG No.:** 2315
Duplicate - Sample No.: SG-AE45 File: 10053021

Compound	SAMPLE CONCENTRATION ng	DUP CONCENTRATION ng	% RPD	#	QC LIMITS RPD
Vinyl Chloride	1.5 U	1.5 U	0		100
Trichlorofluoromethane (Freon 11)	1.5 U	1.5 U	0		100
1,1-Dichloroethene	0.7 U	0.7 U	0		100
Methylene Chloride	1.1 U	9.7	159	*	100
1,1,2-Trichlorotrifluoroethane (Fr.113)	1.9 U	1.9 U	0		100
trans-1,2-Dichloroethene	0.8 U	0.8 U	0		100
Methyl-t-butyl ether	2.6	2.6	0		100
1,1-Dichloroethane	0.4 U	0.4 U	0		100
cis-1,2-Dichloroethene	0.5 U	0.5 U	0		100
Chloroform	0.3 U	0.3 U	0		100
1,2-Dichloroethane	0.3 U	0.3 U	0		100
1,1,1-Trichloroethane	0.7 U	0.7 U	0		100
Carbon Tetrachloride	0.7 U	0.7 U	0		100
Benzene	4.8	5.7	17.1		100
Trichloroethene	1.4 U	1.4 U	0		100
1,4-Dioxane	0.9 U	0.9 U	0		100
1,1,2-Trichloroethane	0.7 U	0.7 U	0		100
Toluene	14.7	10.7	31.5		100
1,2-Dibromoethane (EDB)	0.6 U	0.6 U	0		100
Tetrachloroethene	0.6 U	0.6 U	0		100
1,1,1,2-Tetrachloroethane	0.8 U	0.8 U	0		100
Chlorobenzene	0.3 U	0.3 U	0		100
Ethylbenzene	0.6 U	0.6 U	0		100
p & m-Xylene	0.4 U	0.4 U	0		100
1,1,2,2-Tetrachloroethane	0.5 U	0.5 U	0		100
o-Xylene	1.2 U	1.2 U	0		100
1,2,3-Trichloropropane	0.9 U	0.9 U	0		100
Isopropylbenzene	0.6 U	0.6 U	0		100
1,3,5-Trimethylbenzene	1.5 U	1.5 U	0		100
1,2,4-Trimethylbenzene	1.6 U	1.6 U	0		100
1,3-Dichlorobenzene	1.1 U	1.1 U	0		100
1,4-Dichlorobenzene	1.4 U	1.4 U	0		100
1,2-Dichlorobenzene	0.9 U	0.9 U	0		100
1,2,4-Trichlorobenzene	1 U	1 U	0		100
Naphthalene	3.8	3.8	0		100
1,2,3-Trichlorobenzene	1.1 U	1.1 U	0		100
2-Methylnaphthalene	1.1 U	1.1 U	0		100

 # Column to be used to flag recovery and RPD values with an asterisk
*** Values outside of QC limits**

RPD: 1 **out of** 37 **outside limits**

COMMENTS:

Beacon Environmental Services, Inc.
AIR VOLATILE DUPLICATE ANALYSIS

Lab Name: Beacon Environmental Services, Inc.
Project: 2315
Lab Code: BEACON **Case No,:** 2315 **SDG No.:** 2315
Duplicate - Sample No.: SG-AN7 File: 10053036

Compound	SAMPLE CONCENTRATION ng	DUP CONCENTRATION ng	% RPD	#	QC LIMITS RPD
Vinyl Chloride	1.5 U	1.5 U	0		100
Trichlorofluoromethane (Freon 11)	1.5 U	1.5 U	0		100
1,1-Dichloroethene	0.7 U	0.7 U	0		100
Methylene Chloride	1.1 U	1.1 U	0		100
1,1,2-Trichlorotrifluoroethane (Fr.113)	1.9 U	1.9 U	0		100
trans-1,2-Dichloroethene	0.8 U	0.8 U	0		100
Methyl-t-butyl ether	0.5 U	0.5 U	0		100
1,1-Dichloroethane	0.4 U	0.4 U	0		100
cis-1,2-Dichloroethene	0.5 U	0.5 U	0		100
Chloroform	0.3 U	0.3 U	0		100
1,2-Dichloroethane	0.3 U	0.3 U	0		100
1,1,1-Trichloroethane	0.7 U	0.7 U	0		100
Carbon Tetrachloride	0.7 U	0.7 U	0		100
Benzene	3.3	5.7	53.3		100
Trichloroethene	1.4 U	1.4 U	0		100
1,4-Dioxane	0.9 U	0.9 U	0		100
1,1,2-Trichloroethane	0.7 U	0.7 U	0		100
Toluene	7.2	11	41.8		100
1,2-Dibromoethane (EDB)	0.6 U	0.6 U	0		100
Tetrachloroethene	0.6 U	0.6 U	0		100
1,1,1,2-Tetrachloroethane	0.8 U	0.8 U	0		100
Chlorobenzene	0.3 U	0.3 U	0		100
Ethylbenzene	0.6 U	0.6 U	0		100
p & m-Xylene	0.4 U	0.4 U	0		100
1,1,2,2-Tetrachloroethane	0.5 U	0.5 U	0		100
o-Xylene	1.2 U	1.2 U	0		100
1,2,3-Trichloropropane	0.9 U	0.9 U	0		100
Isopropylbenzene	0.6 U	0.6 U	0		100
1,3,5-Trimethylbenzene	1.5 U	1.5 U	0		100
1,2,4-Trimethylbenzene	1.6 U	1.6 U	0		100
1,3-Dichlorobenzene	1.1 U	1.1 U	0		100
1,4-Dichlorobenzene	1.4 U	1.4 U	0		100
1,2-Dichlorobenzene	0.9 U	0.9 U	0		100
1,2,4-Trichlorobenzene	1 U	1 U	0		100
Naphthalene	8.1	6.6	20.4		100
1,2,3-Trichlorobenzene	1.1 U	1.1 U	0		100
2-Methylnaphthalene	1.1 U	1.1 U	0		100

 # Column to be used to flag recovery and RPD values with an asterisk
*** Values outside of QC limits**

RPD: 0 **out of** 37 **outside limits**

COMMENTS:

Beacon Environmental Services, Inc.
AIR VOLATILE DUPLICATE ANALYSIS

Lab Name: Beacon Environmental Services, Inc.
Project: 2315
Lab Code: BEACON **Case No,:** 2315 **SDG No.:** 2315
Duplicate - Sample No.: SG-AN19 File: 10053048

Compound	SAMPLE CONCENTRATION ng	DUP CONCENTRATION ng	% RPD	#	QC LIMITS RPD
Vinyl Chloride	1.5 U	1.5 U	0		100
Trichlorofluoromethane (Freon 11)	1.5 U	1.5 U	0		100
1,1-Dichloroethene	0.7 U	0.7 U	0		100
Methylene Chloride	9.9	6.9	36		100
1,1,2-Trichlorotrifluoroethane (Fr.113)	1.9 U	1.9 U	0		100
trans-1,2-Dichloroethene	0.8 U	0.8 U	0		100
Methyl-t-butyl ether	0.5 U	0.5 U	0		100
1,1-Dichloroethane	0.4 U	0.4 U	0		100
cis-1,2-Dichloroethene	0.5 U	0.5 U	0		100
Chloroform	0.3 U	0.3 U	0		100
1,2-Dichloroethane	0.3 U	0.3 U	0		100
1,1,1-Trichloroethane	0.7 U	0.7 U	0		100
Carbon Tetrachloride	0.7 U	0.7 U	0		100
Benzene	3.8	0.5 U	153	*	100
Trichloroethene	1.4 U	1.4 U	0		100
1,4-Dioxane	0.9 U	0.9 U	0		100
1,1,2-Trichloroethane	0.7 U	0.7 U	0		100
Toluene	7	7.2	2.8		100
1,2-Dibromoethane (EDB)	0.6 U	0.6 U	0		100
Tetrachloroethene	0.6 U	0.6 U	0		100
1,1,1,2-Tetrachloroethane	0.8 U	0.8 U	0		100
Chlorobenzene	0.3 U	0.3 U	0		100
Ethylbenzene	0.6 U	0.6 U	0		100
p & m-Xylene	0.4 U	0.4 U	0		100
1,1,2,2-Tetrachloroethane	0.5 U	0.5 U	0		100
o-Xylene	1.2 U	1.2 U	0		100
1,2,3-Trichloropropane	0.9 U	0.9 U	0		100
Isopropylbenzene	0.6 U	0.6 U	0		100
1,3,5-Trimethylbenzene	1.5 U	1.5 U	0		100
1,2,4-Trimethylbenzene	1.6 U	1.6 U	0		100
1,3-Dichlorobenzene	1.1 U	1.1 U	0		100
1,4-Dichlorobenzene	1.4 U	1.4 U	0		100
1,2-Dichlorobenzene	0.9 U	0.9 U	0		100
1,2,4-Trichlorobenzene	1 U	1 U	0		100
Naphthalene	8.3	8.4	1.2		100
1,2,3-Trichlorobenzene	1.1 U	1.1 U	0		100
2-Methylnaphthalene	1.1 U	1.1 U	0		100

 # Column to be used to flag recovery and RPD values with an asterisk
*** Values outside of QC limits**

RPD: 1 **out of** 37 **outside limits**

COMMENTS:

Beacon Environmental Services, Inc.
AIR VOLATILE DUPLICATE ANALYSIS

Lab Name: Beacon Environmental Services, Inc.
Project: 2315
Lab Code: BEACON **Case No,:** 2315 **SDG No.:** 2315
Duplicate - Sample No.: SG-AW1 File: 10053072

Compound	SAMPLE CONCENTRATION ng	DUP CONCENTRATION ng	% RPD	#	QC LIMITS RPD
Vinyl Chloride	1.5 U	1.5 U	0		100
Trichlorofluoromethane (Freon 11)	1.5 U	1.5 U	0		100
1,1-Dichloroethene	0.7 U	0.7 U	0		100
Methylene Chloride	5.1	5.9	14.5		100
1,1,2-Trichlorotrifluoroethane (Fr.113)	1.9 U	1.9 U	0		100
trans-1,2-Dichloroethene	0.8 U	0.8 U	0		100
Methyl-t-butyl ether	0.5 U	0.5 U	0		100
1,1-Dichloroethane	0.4 U	0.4 U	0		100
cis-1,2-Dichloroethene	0.5 U	0.5 U	0		100
Chloroform	0.3 U	0.3 U	0		100
1,2-Dichloroethane	0.3 U	0.3 U	0		100
1,1,1-Trichloroethane	0.7 U	0.7 U	0		100
Carbon Tetrachloride	0.7 U	0.7 U	0		100
Benzene	0.5 U	3.4	149	*	100
Trichloroethene	1.4 U	1.4 U	0		100
1,4-Dioxane	0.9 U	0.9 U	0		100
1,1,2-Trichloroethane	0.7 U	0.7 U	0		100
Toluene	2.9	3.3	12.9		100
1,2-Dibromoethane (EDB)	0.6 U	0.6 U	0		100
Tetrachloroethene	0.6 U	0.6 U	0		100
1,1,1,2-Tetrachloroethane	0.8 U	0.8 U	0		100
Chlorobenzene	0.3 U	0.3 U	0		100
Ethylbenzene	0.6 U	0.6 U	0		100
p & m-Xylene	0.4 U	0.4 U	0		100
1,1,2,2-Tetrachloroethane	0.5 U	0.5 U	0		100
o-Xylene	1.2 U	1.2 U	0		100
1,2,3-Trichloropropane	0.9 U	0.9 U	0		100
Isopropylbenzene	0.6 U	0.6 U	0		100
1,3,5-Trimethylbenzene	1.5 U	1.5 U	0		100
1,2,4-Trimethylbenzene	1.6 U	1.6 U	0		100
1,3-Dichlorobenzene	1.1 U	1.1 U	0		100
1,4-Dichlorobenzene	1.4 U	1.4 U	0		100
1,2-Dichlorobenzene	0.9 U	0.9 U	0		100
1,2,4-Trichlorobenzene	1 U	1 U	0		100
Naphthalene	1.2 U	1.2 U	0		100
1,2,3-Trichlorobenzene	1.1 U	1.1 U	0		100
2-Methylnaphthalene	1.1 U	1.1 U	0		100

 # Column to be used to flag recovery and RPD values with an asterisk
*** Values outside of QC limits**

RPD: 1 **out of** 37 **outside limits**

COMMENTS:

Beacon Environmental Services, Inc.
AIR VOLATILE DUPLICATE ANALYSIS

Lab Name: Beacon Environmental Services, Inc.
Project: 2315
Lab Code: BEACON **Case No,:** 2315 **SDG No.:** 2315
Duplicate - Sample No.: SG-AW11 File: 10053112

Compound	SAMPLE CONCENTRATION ng	DUP CONCENTRATION ng	% RPD	#	QC LIMITS RPD
Vinyl Chloride	1.5 U	1.5 U	0		100
Trichlorofluoromethane (Freon 11)	1.5 U	1.5 U	0		100
1,1-Dichloroethene	0.7 U	0.7 U	0		100
Methylene Chloride	2.9	9.6	107.2	*	100
1,1,2-Trichlorotrifluoroethane (Fr.113)	1.9 U	1.9 U	0		100
trans-1,2-Dichloroethene	0.8 U	0.8 U	0		100
Methyl-t-butyl ether	0.5 U	0.5 U	0		100
1,1-Dichloroethane	0.4 U	0.4 U	0		100
cis-1,2-Dichloroethene	0.5 U	0.5 U	0		100
Chloroform	0.3 U	0.3 U	0		100
1,2-Dichloroethane	0.3 U	0.3 U	0		100
1,1,1-Trichloroethane	0.7 U	0.7 U	0		100
Carbon Tetrachloride	0.7 U	0.7 U	0		100
Benzene	2.7	3.1	13.8		100
Trichloroethene	1.4 U	1.4 U	0		100
1,4-Dioxane	0.9 U	0.9 U	0		100
1,1,2-Trichloroethane	0.7 U	0.7 U	0		100
Toluene	3.9	4.4	12		100
1,2-Dibromoethane (EDB)	0.6 U	0.6 U	0		100
Tetrachloroethene	0.6 U	0.6 U	0		100
1,1,1,2-Tetrachloroethane	0.8 U	0.8 U	0		100
Chlorobenzene	0.3 U	0.3 U	0		100
Ethylbenzene	0.6 U	0.6 U	0		100
p & m-Xylene	0.4 U	0.4 U	0		100
1,1,2,2-Tetrachloroethane	0.5 U	0.5 U	0		100
o-Xylene	1.2 U	1.2 U	0		100
1,2,3-Trichloropropane	0.9 U	0.9 U	0		100
Isopropylbenzene	0.6 U	0.6 U	0		100
1,3,5-Trimethylbenzene	1.5 U	1.5 U	0		100
1,2,4-Trimethylbenzene	1.6 U	1.6 U	0		100
1,3-Dichlorobenzene	1.1 U	1.1 U	0		100
1,4-Dichlorobenzene	1.4 U	1.4 U	0		100
1,2-Dichlorobenzene	0.9 U	0.9 U	0		100
1,2,4-Trichlorobenzene	1 U	1 U	0		100
Naphthalene	1.2 U	1.2 U	0		100
1,2,3-Trichlorobenzene	1.1 U	1.1 U	0		100
2-Methylnaphthalene	1.1 U	1.1 U	0		100

 # Column to be used to flag recovery and RPD values with an asterisk
*** Values outside of QC limits**

RPD: 1 **out of** 37 **outside limits**

COMMENTS:

Beacon Environmental Services, Inc.
AIR VOLATILE DUPLICATE ANALYSIS

Lab Name: Beacon Environmental Services, Inc.
Project: 2315
Lab Code: BEACON **Case No,:** 2315 **SDG No.:** 2315
Duplicate - Sample No.: SG-AW23 File: 10053132

Compound	SAMPLE CONCENTRATION ng	DUP CONCENTRATION ng	% RPD	#	QC LIMITS RPD
Vinyl Chloride	1.5 U	1.5 U	0		100
Trichlorofluoromethane (Freon 11)	1.5 U	1.5 U	0		100
1,1-Dichloroethene	0.7 U	0.7 U	0		100
Methylene Chloride	1.1 U	1.1 U	0		100
1,1,2-Trichlorotrifluoroethane (Fr.113)	1.9 U	1.9 U	0		100
trans-1,2-Dichloroethene	0.8 U	0.8 U	0		100
Methyl-t-butyl ether	0.5 U	0.5 U	0		100
1,1-Dichloroethane	0.4 U	0.4 U	0		100
cis-1,2-Dichloroethene	0.5 U	0.5 U	0		100
Chloroform	33.3	36.3	8.6		100
1,2-Dichloroethane	0.3 U	0.3 U	0		100
1,1,1-Trichloroethane	0.7 U	0.7 U	0		100
Carbon Tetrachloride	0.7 U	0.7 U	0		100
Benzene	2.8	2.7	3.6		100
Trichloroethene	1.4 U	1.4 U	0		100
1,4-Dioxane	0.9 U	0.9 U	0		100
1,1,2-Trichloroethane	0.7 U	0.7 U	0		100
Toluene	5.6	6	6.9		100
1,2-Dibromoethane (EDB)	0.6 U	0.6 U	0		100
Tetrachloroethene	0.6 U	0.6 U	0		100
1,1,1,2-Tetrachloroethane	0.8 U	0.8 U	0		100
Chlorobenzene	0.3 U	0.3 U	0		100
Ethylbenzene	0.6 U	0.6 U	0		100
p & m-Xylene	0.9	0.4 U	77		100
1,1,2,2-Tetrachloroethane	0.5 U	0.5 U	0		100
o-Xylene	1.2 U	1.2 U	0		100
1,2,3-Trichloropropane	0.9 U	0.9 U	0		100
Isopropylbenzene	0.6 U	0.6 U	0		100
1,3,5-Trimethylbenzene	1.5 U	1.5 U	0		100
1,2,4-Trimethylbenzene	1.6 U	1.6 U	0		100
1,3-Dichlorobenzene	1.1 U	1.1 U	0		100
1,4-Dichlorobenzene	1.4 U	1.4 U	0		100
1,2-Dichlorobenzene	0.9 U	0.9 U	0		100
1,2,4-Trichlorobenzene	1 U	1 U	0		100
Naphthalene	7.4	1.2 U	144	*	100
1,2,3-Trichlorobenzene	1.1 U	1.1 U	0		100
2-Methylnaphthalene	1.1 U	1.1 U	0		100

 # Column to be used to flag recovery and RPD values with an asterisk
*** Values outside of QC limits**

RPD: 1 **out of** 37 **outside limits**

COMMENTS:

Beacon Environmental Services, Inc.
AIR VOLATILE DUPLICATE ANALYSIS

Lab Name: Beacon Environmental Services, Inc.
Project: 2315
Lab Code: BEACON **Case No,:** 2315 **SDG No.:** 2315
Duplicate - Sample No.: SG-AW32 File: 10053142

Compound	SAMPLE CONCENTRATION ng	DUP CONCENTRATION ng	% RPD	#	QC LIMITS RPD
Vinyl Chloride	1.5 U	1.5 U	0		100
Trichlorofluoromethane (Freon 11)	1.5 U	1.5 U	0		100
1,1-Dichloroethene	0.7 U	0.7 U	0		100
Methylene Chloride	1.1 U	3.8	110	*	100
1,1,2-Trichlorotrifluoroethane (Fr.113)	1.9 U	1.9 U	0		100
trans-1,2-Dichloroethene	0.8 U	0.8 U	0		100
Methyl-t-butyl ether	0.5 U	0.5 U	0		100
1,1-Dichloroethane	0.4 U	0.4 U	0		100
cis-1,2-Dichloroethene	0.5 U	0.5 U	0		100
Chloroform	10.6	12.4	15.7		100
1,2-Dichloroethane	0.3 U	0.3 U	0		100
1,1,1-Trichloroethane	0.7 U	0.7 U	0		100
Carbon Tetrachloride	0.7 U	0.7 U	0		100
Benzene	2.7	0.5 U	138	*	100
Trichloroethene	1.4 U	1.4 U	0		100
1,4-Dioxane	0.9 U	0.9 U	0		100
1,1,2-Trichloroethane	0.7 U	0.7 U	0		100
Toluene	4.4	2.1	70.8		100
1,2-Dibromoethane (EDB)	0.6 U	0.6 U	0		100
Tetrachloroethene	0.6 U	0.6 U	0		100
1,1,1,2-Tetrachloroethane	0.8 U	0.8 U	0		100
Chlorobenzene	0.3 U	0.3 U	0		100
Ethylbenzene	0.6 U	0.6 U	0		100
p & m-Xylene	0.8	0.4 U	67		100
1,1,2,2-Tetrachloroethane	0.5 U	0.5 U	0		100
o-Xylene	1.2 U	1.2 U	0		100
1,2,3-Trichloropropane	0.9 U	0.9 U	0		100
Isopropylbenzene	0.6 U	0.6 U	0		100
1,3,5-Trimethylbenzene	1.5 U	1.5 U	0		100
1,2,4-Trimethylbenzene	1.6 U	1.6 U	0		100
1,3-Dichlorobenzene	1.1 U	1.1 U	0		100
1,4-Dichlorobenzene	1.4 U	1.4 U	0		100
1,2-Dichlorobenzene	0.9 U	0.9 U	0		100
1,2,4-Trichlorobenzene	1 U	1 U	0		100
Naphthalene	1.2 U	1.2 U	0		100
1,2,3-Trichlorobenzene	1.1 U	1.1 U	0		100
2-Methylnaphthalene	1.1 U	1.1 U	0		100

 # Column to be used to flag recovery and RPD values with an asterisk
*** Values outside of QC limits**

RPD: 2 **out of** 37 **outside limits**

COMMENTS:

Beacon Environmental Services, Inc.
AIR VOLATILE DUPLICATE ANALYSIS

Lab Name: Beacon Environmental Services, Inc.
Project: 2315
Lab Code: BEACON **Case No,:** 2315 **SDG No.:** 2315
Duplicate - Sample No.: SG-AW35 File: 10053146

Compound	SAMPLE CONCENTRATION ng	DUP CONCENTRATION ng	% RPD	#	QC LIMITS RPD
Vinyl Chloride	1.5 U	1.5 U	0		100
Trichlorofluoromethane (Freon 11)	1.5 U	1.5 U	0		100
1,1-Dichloroethene	0.7 U	0.7 U	0		100
Methylene Chloride	1.1 U	3.3	100	*	100
1,1,2-Trichlorotrifluoroethane (Fr.113)	1.9 U	1.9 U	0		100
trans-1,2-Dichloroethene	0.8 U	0.8 U	0		100
Methyl-t-butyl ether	0.5 U	0.5 U	0		100
1,1-Dichloroethane	0.4 U	0.4 U	0		100
cis-1,2-Dichloroethene	0.5 U	0.5 U	0		100
Chloroform	11.9	15.3	25		100
1,2-Dichloroethane	0.3 U	0.3 U	0		100
1,1,1-Trichloroethane	0.7 U	0.7 U	0		100
Carbon Tetrachloride	0.7 U	0.7 U	0		100
Benzene	0.5 U	0.5 U	0		100
Trichloroethene	1.4 U	1.4 U	0		100
1,4-Dioxane	0.9 U	0.9 U	0		100
1,1,2-Trichloroethane	0.7 U	0.7 U	0		100
Toluene	2.6	2.9	10.9		100
1,2-Dibromoethane (EDB)	0.6 U	0.6 U	0		100
Tetrachloroethene	0.6 U	0.6 U	0		100
1,1,1,2-Tetrachloroethane	0.8 U	0.8 U	0		100
Chlorobenzene	0.3 U	0.3 U	0		100
Ethylbenzene	0.6 U	0.6 U	0		100
p & m-Xylene	0.4 U	0.4 U	0		100
1,1,2,2-Tetrachloroethane	0.5 U	0.5 U	0		100
o-Xylene	1.2 U	1.2 U	0		100
1,2,3-Trichloropropane	0.9 U	0.9 U	0		100
Isopropylbenzene	0.6 U	0.6 U	0		100
1,3,5-Trimethylbenzene	1.5 U	1.5 U	0		100
1,2,4-Trimethylbenzene	1.6 U	1.6 U	0		100
1,3-Dichlorobenzene	1.1 U	1.1 U	0		100
1,4-Dichlorobenzene	1.4 U	1.4 U	0		100
1,2-Dichlorobenzene	0.9 U	0.9 U	0		100
1,2,4-Trichlorobenzene	1 U	1 U	0		100
Naphthalene	1.2 U	1.2 U	0		100
1,2,3-Trichlorobenzene	1.1 U	1.1 U	0		100
2-Methylnaphthalene	1.1 U	1.1 U	0		100

 # Column to be used to flag recovery and RPD values with an asterisk
*** Values outside of QC limits**

RPD: 1 **out of** 37 **outside limits**

COMMENTS:

Beacon Environmental Services, Inc.
AIR VOLATILE DUPLICATE ANALYSIS

Lab Name: Beacon Environmental Services, Inc.
Project: 2315
Lab Code: BEACON **Case No,:** 2315 **SDG No.:** 2315
Duplicate - Sample No.: SG-AW52 File: 10053171

Compound	SAMPLE CONCENTRATION ng	DUP CONCENTRATION ng	% RPD	#	QC LIMITS RPD
Vinyl Chloride	1.5 U	1.5 U	0		100
Trichlorofluoromethane (Freon 11)	1.5 U	1.5 U	0		100
1,1-Dichloroethene	0.7 U	0.7 U	0		100
Methylene Chloride	1.1 U	6.7	144	*	100
1,1,2-Trichlorotrifluoroethane (Fr.113)	1.9 U	1.9 U	0		100
trans-1,2-Dichloroethene	0.8 U	0.8 U	0		100
Methyl-t-butyl ether	0.5 U	0.5 U	0		100
1,1-Dichloroethane	0.4 U	0.4 U	0		100
cis-1,2-Dichloroethene	0.5 U	0.5 U	0		100
Chloroform	0.3 U	5.1	178	*	100
1,2-Dichloroethane	0.3 U	0.3 U	0		100
1,1,1-Trichloroethane	0.7 U	0.7 U	0		100
Carbon Tetrachloride	0.7 U	0.7 U	0		100
Benzene	2.5	4	46.2		100
Trichloroethene	1.4 U	1.4 U	0		100
1,4-Dioxane	0.9 U	0.9 U	0		100
1,1,2-Trichloroethane	0.7 U	0.7 U	0		100
Toluene	4	6.5	47.6		100
1,2-Dibromoethane (EDB)	0.6 U	0.6 U	0		100
Tetrachloroethene	0.6 U	0.6 U	0		100
1,1,1,2-Tetrachloroethane	0.8 U	0.8 U	0		100
Chlorobenzene	0.3 U	0.3 U	0		100
Ethylbenzene	0.6 U	0.6 U	0		100
p & m-Xylene	0.4 U	0.4 U	0		100
1,1,2,2-Tetrachloroethane	0.5 U	0.5 U	0		100
o-Xylene	1.2 U	1.2 U	0		100
1,2,3-Trichloropropane	0.9 U	0.9 U	0		100
Isopropylbenzene	0.6 U	0.6 U	0		100
1,3,5-Trimethylbenzene	1.5 U	1.5 U	0		100
1,2,4-Trimethylbenzene	1.6 U	1.6 U	0		100
1,3-Dichlorobenzene	1.1 U	1.1 U	0		100
1,4-Dichlorobenzene	1.4 U	1.4 U	0		100
1,2-Dichlorobenzene	0.9 U	0.9 U	0		100
1,2,4-Trichlorobenzene	1 U	1 U	0		100
Naphthalene	1.2 U	1.2 U	0		100
1,2,3-Trichlorobenzene	1.1 U	1.1 U	0		100
2-Methylnaphthalene	1.1 U	1.1 U	0		100

 # Column to be used to flag recovery and RPD values with an asterisk
*** Values outside of QC limits**

RPD: 2 **out of** 37 **outside limits**

COMMENTS:

Beacon Environmental Services, Inc.
AIR VOLATILE DUPLICATE ANALYSIS

Lab Name: Beacon Environmental Services, Inc.
Project: 2315
Lab Code: BEACON **Case No,:** 2315 **SDG No.:** 2315
Duplicate - Sample No.: SG-AW63 File: 10060110

Compound	SAMPLE CONCENTRATION ng	DUP CONCENTRATION ng	% RPD	#	QC LIMITS RPD
Vinyl Chloride	1.5 U	1.5 U	0		100
Trichlorofluoromethane (Freon 11)	1.5 U	1.5 U	0		100
1,1-Dichloroethene	0.7 U	0.7 U	0		100
Methylene Chloride	1.1 U	1.1 U	0		100
1,1,2-Trichlorotrifluoroethane (Fr.113)	1.9 U	1.9 U	0		100
trans-1,2-Dichloroethene	0.8 U	0.8 U	0		100
Methyl-t-butyl ether	0.5 U	0.5 U	0		100
1,1-Dichloroethane	0.4 U	0.4 U	0		100
cis-1,2-Dichloroethene	0.5 U	0.5 U	0		100
Chloroform	0.3 U	0.3 U	0		100
1,2-Dichloroethane	0.3 U	0.3 U	0		100
1,1,1-Trichloroethane	0.7 U	0.7 U	0		100
Carbon Tetrachloride	0.7 U	0.7 U	0		100
Benzene	0.5 U	0.5 U	0		100
Trichloroethene	1.4 U	1.4 U	0		100
1,4-Dioxane	0.9 U	0.9 U	0		100
1,1,2-Trichloroethane	0.7 U	0.7 U	0		100
Toluene	1.4 U	1.4 U	0		100
1,2-Dibromoethane (EDB)	0.6 U	0.6 U	0		100
Tetrachloroethene	0.6 U	0.6 U	0		100
1,1,1,2-Tetrachloroethane	0.8 U	0.8 U	0		100
Chlorobenzene	0.3 U	0.3 U	0		100
Ethylbenzene	0.6 U	0.6 U	0		100
p & m-Xylene	0.4 U	0.4 U	0		100
1,1,2,2-Tetrachloroethane	0.5 U	0.5 U	0		100
o-Xylene	1.2 U	1.2 U	0		100
1,2,3-Trichloropropane	0.9 U	0.9 U	0		100
Isopropylbenzene	0.6 U	0.6 U	0		100
1,3,5-Trimethylbenzene	1.5 U	1.5 U	0		100
1,2,4-Trimethylbenzene	1.6 U	1.6 U	0		100
1,3-Dichlorobenzene	1.1 U	1.1 U	0		100
1,4-Dichlorobenzene	1.4 U	1.4 U	0		100
1,2-Dichlorobenzene	0.9 U	0.9 U	0		100
1,2,4-Trichlorobenzene	1 U	1 U	0		100
Naphthalene	1.2 U	1.2 U	0		100
1,2,3-Trichlorobenzene	1.1 U	1.1 U	0		100
2-Methylnaphthalene	1.1 U	1.1 U	0		100

 # Column to be used to flag recovery and RPD values with an asterisk
*** Values outside of QC limits**

RPD: 0 **out of** 37 **outside limits**

COMMENTS:

Beacon Environmental Services, Inc.
AIR VOLATILE DUPLICATE ANALYSIS

Lab Name: Beacon Environmental Services, Inc.
Project: 2315
Lab Code: BEACON **Case No,:** 2315 **SDG No.:** 2315
Duplicate - Sample No.: SG-FHE4 File: 10060117

Compound	SAMPLE CONCENTRATION ng	DUP CONCENTRATION ng	% RPD	#	QC LIMITS RPD
Vinyl Chloride	1.5 U	1.5 U	0		100
Trichlorofluoromethane (Freon 11)	1.5 U	1.5 U	0		100
1,1-Dichloroethene	0.7 U	0.7 U	0		100
Methylene Chloride	1.1 U	1.1 U	0		100
1,1,2-Trichlorotrifluoroethane (Fr.113)	1.9 U	1.9 U	0		100
trans-1,2-Dichloroethene	0.8 U	0.8 U	0		100
Methyl-t-butyl ether	0.5 U	0.5 U	0		100
1,1-Dichloroethane	0.4 U	0.4 U	0		100
cis-1,2-Dichloroethene	0.5 U	0.5 U	0		100
Chloroform	23.2	21.6	7.1		100
1,2-Dichloroethane	0.3 U	0.3 U	0		100
1,1,1-Trichloroethane	0.7 U	0.7 U	0		100
Carbon Tetrachloride	0.7 U	0.7 U	0		100
Benzene	0.5 U	0.5 U	0		100
Trichloroethene	1.4 U	1.4 U	0		100
1,4-Dioxane	0.9 U	0.9 U	0		100
1,1,2-Trichloroethane	0.7 U	0.7 U	0		100
Toluene	1.4 U	1.4 U	0		100
1,2-Dibromoethane (EDB)	0.6 U	0.6 U	0		100
Tetrachloroethene	0.6 U	0.6 U	0		100
1,1,1,2-Tetrachloroethane	0.8 U	0.8 U	0		100
Chlorobenzene	0.3 U	0.3 U	0		100
Ethylbenzene	0.6 U	0.6 U	0		100
p & m-Xylene	0.4 U	0.4 U	0		100
1,1,2,2-Tetrachloroethane	0.5 U	0.5 U	0		100
o-Xylene	1.2 U	1.2 U	0		100
1,2,3-Trichloropropane	0.9 U	0.9 U	0		100
Isopropylbenzene	0.6 U	0.6 U	0		100
1,3,5-Trimethylbenzene	1.5 U	1.5 U	0		100
1,2,4-Trimethylbenzene	1.6 U	1.6 U	0		100
1,3-Dichlorobenzene	1.1 U	1.1 U	0		100
1,4-Dichlorobenzene	1.4 U	1.4 U	0		100
1,2-Dichlorobenzene	0.9 U	0.9 U	0		100
1,2,4-Trichlorobenzene	1 U	1 U	0		100
Naphthalene	1.2 U	1.2 U	0		100
1,2,3-Trichlorobenzene	1.1 U	1.1 U	0		100
2-Methylnaphthalene	1.1 U	1.1 U	0		100

 # Column to be used to flag recovery and RPD values with an asterisk
*** Values outside of QC limits**

RPD: 0 **out of** 37 **outside limits**

COMMENTS:

Beacon Environmental Services, Inc.
AIR VOLATILE DUPLICATE ANALYSIS

Lab Name: Beacon Environmental Services, Inc.
Project: 2315
Lab Code: BEACON **Case No,:** 2315 **SDG No.:** 2315
Duplicate - Sample No.: SG-I1 File: 10060119

Compound	SAMPLE CONCENTRATION ng	DUP CONCENTRATION ng	% RPD	#	QC LIMITS RPD
Vinyl Chloride	1.5 U	1.5 U	0		100
Trichlorofluoromethane (Freon 11)	1.5 U	1.5 U	0		100
1,1-Dichloroethene	0.7 U	0.7 U	0		100
Methylene Chloride	1.1 U	1.1 U	0		100
1,1,2-Trichlorotrifluoroethane (Fr.113)	1.9 U	1.9 U	0		100
trans-1,2-Dichloroethene	0.8 U	0.8 U	0		100
Methyl-t-butyl ether	0.5 U	0.5 U	0		100
1,1-Dichloroethane	0.4 U	0.4 U	0		100
cis-1,2-Dichloroethene	0.5 U	0.5 U	0		100
Chloroform	0.3 U	0.3 U	0		100
1,2-Dichloroethane	0.3 U	0.3 U	0		100
1,1,1-Trichloroethane	0.7 U	0.7 U	0		100
Carbon Tetrachloride	0.7 U	0.7 U	0		100
Benzene	0.5 U	0.5 U	0		100
Trichloroethene	1.4 U	1.4 U	0		100
1,4-Dioxane	0.9 U	0.9 U	0		100
1,1,2-Trichloroethane	0.7 U	0.7 U	0		100
Toluene	1.4 U	1.4 U	0		100
1,2-Dibromoethane (EDB)	0.6 U	0.6 U	0		100
Tetrachloroethene	0.6 U	0.6 U	0		100
1,1,1,2-Tetrachloroethane	0.8 U	0.8 U	0		100
Chlorobenzene	0.3 U	0.3 U	0		100
Ethylbenzene	0.6 U	0.6 U	0		100
p & m-Xylene	0.4 U	0.4 U	0		100
1,1,2,2-Tetrachloroethane	0.5 U	0.5 U	0		100
o-Xylene	1.2 U	1.2 U	0		100
1,2,3-Trichloropropane	0.9 U	0.9 U	0		100
Isopropylbenzene	0.6 U	0.6 U	0		100
1,3,5-Trimethylbenzene	1.5 U	1.5 U	0		100
1,2,4-Trimethylbenzene	1.6 U	1.6 U	0		100
1,3-Dichlorobenzene	1.1 U	1.1 U	0		100
1,4-Dichlorobenzene	1.4 U	1.4 U	0		100
1,2-Dichlorobenzene	0.9 U	0.9 U	0		100
1,2,4-Trichlorobenzene	1 U	1 U	0		100
Naphthalene	1.2 U	1.2 U	0		100
1,2,3-Trichlorobenzene	1.1 U	1.1 U	0		100
2-Methylnaphthalene	1.1 U	1.1 U	0		100

 # Column to be used to flag recovery and RPD values with an asterisk
*** Values outside of QC limits**

RPD: 0 **out of** 37 **outside limits**

COMMENTS:

Beacon Environmental Services, Inc.
AIR VOLATILE DUPLICATE ANALYSIS

Lab Name: Beacon Environmental Services, Inc.
Project: 2315
Lab Code: BEACON **Case No,:** 2315 **SDG No.:** 2315
Duplicate - Sample No.: SG-I10 File: 10060136

Compound	SAMPLE CONCENTRATION ng	DUP CONCENTRATION ng	% RPD	#	QC LIMITS RPD
Vinyl Chloride	1.5 U	1.5 U	0		100
Trichlorofluoromethane (Freon 11)	1.5 U	1.5 U	0		100
1,1-Dichloroethene	0.7 U	0.7 U	0		100
Methylene Chloride	8.8	12	30.8		100
1,1,2-Trichlorotrifluoroethane (Fr.113)	1.9 U	1.9 U	0		100
trans-1,2-Dichloroethene	0.8 U	0.8 U	0		100
Methyl-t-butyl ether	0.5 U	0.5 U	0		100
1,1-Dichloroethane	0.4 U	0.4 U	0		100
cis-1,2-Dichloroethene	0.5 U	0.5 U	0		100
Chloroform	8.4	5.2	47.1		100
1,2-Dichloroethane	0.3 U	0.3 U	0		100
1,1,1-Trichloroethane	0.7 U	0.7 U	0		100
Carbon Tetrachloride	0.7 U	0.7 U	0		100
Benzene	2.7	4.1	41.2		100
Trichloroethene	1.4 U	1.4 U	0		100
1,4-Dioxane	0.9 U	0.9 U	0		100
1,1,2-Trichloroethane	0.7 U	0.7 U	0		100
Toluene	3.4	5.9	53.8		100
1,2-Dibromoethane (EDB)	0.6 U	0.6 U	0		100
Tetrachloroethene	0.6 U	0.6 U	0		100
1,1,1,2-Tetrachloroethane	0.8 U	0.8 U	0		100
Chlorobenzene	0.3 U	0.3 U	0		100
Ethylbenzene	0.6 U	0.6 U	0		100
p & m-Xylene	0.4 U	0.4 U	0		100
1,1,2,2-Tetrachloroethane	0.5 U	0.5 U	0		100
o-Xylene	1.2 U	1.2 U	0		100
1,2,3-Trichloropropane	0.9 U	0.9 U	0		100
Isopropylbenzene	0.6 U	0.6 U	0		100
1,3,5-Trimethylbenzene	1.5 U	1.5 U	0		100
1,2,4-Trimethylbenzene	1.6 U	1.6 U	0		100
1,3-Dichlorobenzene	1.1 U	1.1 U	0		100
1,4-Dichlorobenzene	1.4 U	1.4 U	0		100
1,2-Dichlorobenzene	0.9 U	0.9 U	0		100
1,2,4-Trichlorobenzene	1 U	1 U	0		100
Naphthalene	1.2 U	1.2 U	0		100
1,2,3-Trichlorobenzene	1.1 U	1.1 U	0		100
2-Methylnaphthalene	1.1 U	1.1 U	0		100

 # Column to be used to flag recovery and RPD values with an asterisk
*** Values outside of QC limits**

RPD: 0 **out of** 37 **outside limits**

COMMENTS:

Beacon Environmental Services, Inc.
AIR VOLATILE DUPLICATE ANALYSIS

Lab Name: Beacon Environmental Services, Inc.
Project: 2315
Lab Code: BEACON **Case No,:** 2315 **SDG No.:** 2315
Duplicate - Sample No.: SG-I46 File: 10060310

Compound	SAMPLE CONCENTRATION ng	DUP CONCENTRATION ng	% RPD	#	QC LIMITS RPD
Vinyl Chloride	1.5 U	1.5 U	0		100
Trichlorofluoromethane (Freon 11)	1.5 U	1.5 U	0		100
1,1-Dichloroethene	0.7 U	0.7 U	0		100
Methylene Chloride	1.1 U	1.1 U	0		100
1,1,2-Trichlorotrifluoroethane (Fr.113)	1.9 U	1.9 U	0		100
trans-1,2-Dichloroethene	0.8 U	0.8 U	0		100
Methyl-t-butyl ether	0.5 U	0.5 U	0		100
1,1-Dichloroethane	0.4 U	0.4 U	0		100
cis-1,2-Dichloroethene	0.5 U	0.5 U	0		100
Chloroform	47.8	39.8	18.3		100
1,2-Dichloroethane	0.3 U	0.3 U	0		100
1,1,1-Trichloroethane	0.7 U	0.7 U	0		100
Carbon Tetrachloride	0.7 U	0.7 U	0		100
Benzene	2.9	0.5 U	141	*	100
Trichloroethene	1.4 U	1.4 U	0		100
1,4-Dioxane	0.9 U	0.9 U	0		100
1,1,2-Trichloroethane	0.7 U	0.7 U	0		100
Toluene	4.1	3.7	10.3		100
1,2-Dibromoethane (EDB)	0.6 U	0.6 U	0		100
Tetrachloroethene	0.6 U	0.6 U	0		100
1,1,1,2-Tetrachloroethane	0.8 U	0.8 U	0		100
Chlorobenzene	0.3 U	0.3 U	0		100
Ethylbenzene	0.6 U	0.6 U	0		100
p & m-Xylene	0.4 U	0.4 U	0		100
1,1,2,2-Tetrachloroethane	0.5 U	0.5 U	0		100
o-Xylene	1.2 U	1.2 U	0		100
1,2,3-Trichloropropane	0.9 U	0.9 U	0		100
Isopropylbenzene	0.6 U	0.6 U	0		100
1,3,5-Trimethylbenzene	1.5 U	1.5 U	0		100
1,2,4-Trimethylbenzene	1.6 U	1.6 U	0		100
1,3-Dichlorobenzene	1.1 U	1.1 U	0		100
1,4-Dichlorobenzene	1.4 U	1.4 U	0		100
1,2-Dichlorobenzene	0.9 U	0.9 U	0		100
1,2,4-Trichlorobenzene	1 U	1 U	0		100
Naphthalene	1.2 U	1.2 U	0		100
1,2,3-Trichlorobenzene	1.1 U	1.1 U	0		100
2-Methylnaphthalene	1.1 U	1.1 U	0		100

 # Column to be used to flag recovery and RPD values with an asterisk
*** Values outside of QC limits**

RPD: 1 **out of** 37 **outside limits**

COMMENTS:

Beacon Environmental Services, Inc.
AIR VOLATILE DUPLICATE ANALYSIS

Lab Name: Beacon Environmental Services, Inc.
Project: 2315
Lab Code: BEACON **Case No,:** 2315 **SDG No.:** 2315
Duplicate - Sample No.: SG-KM2 File: 10060328

Compound	SAMPLE CONCENTRATION ng	DUP CONCENTRATION ng	% RPD	#	QC LIMITS RPD
Vinyl Chloride	1.5 U	1.5 U	0		100
Trichlorofluoromethane (Freon 11)	1.5 U	1.5 U	0		100
1,1-Dichloroethene	0.7 U	0.7 U	0		100
Methylene Chloride	1.1 U	1.1 U	0		100
1,1,2-Trichlorotrifluoroethane (Fr.113)	1.9 U	1.9 U	0		100
trans-1,2-Dichloroethene	0.8 U	0.8 U	0		100
Methyl-t-butyl ether	0.5 U	0.5 U	0		100
1,1-Dichloroethane	0.4 U	0.4 U	0		100
cis-1,2-Dichloroethene	0.5 U	0.5 U	0		100
Chloroform	0.3 U	0.3 U	0		100
1,2-Dichloroethane	0.3 U	0.3 U	0		100
1,1,1-Trichloroethane	0.7 U	0.7 U	0		100
Carbon Tetrachloride	0.7 U	0.7 U	0		100
Benzene	0.5 U	0.5 U	0		100
Trichloroethene	1.4 U	1.4 U	0		100
1,4-Dioxane	0.9 U	0.9 U	0		100
1,1,2-Trichloroethane	0.7 U	0.7 U	0		100
Toluene	4.4	5	12.8		100
1,2-Dibromoethane (EDB)	0.6 U	0.6 U	0		100
Tetrachloroethene	0.6 U	0.6 U	0		100
1,1,1,2-Tetrachloroethane	0.8 U	0.8 U	0		100
Chlorobenzene	0.3 U	0.3 U	0		100
Ethylbenzene	0.6 U	0.6 U	0		100
p & m-Xylene	0.4 U	0.4 U	0		100
1,1,2,2-Tetrachloroethane	0.5 U	0.5 U	0		100
o-Xylene	1.2 U	1.2 U	0		100
1,2,3-Trichloropropane	0.9 U	0.9 U	0		100
Isopropylbenzene	0.6 U	0.6 U	0		100
1,3,5-Trimethylbenzene	1.5 U	1.5 U	0		100
1,2,4-Trimethylbenzene	1.6 U	1.6 U	0		100
1,3-Dichlorobenzene	1.1 U	1.1 U	0		100
1,4-Dichlorobenzene	1.4 U	1.4 U	0		100
1,2-Dichlorobenzene	0.9 U	0.9 U	0		100
1,2,4-Trichlorobenzene	1 U	1 U	0		100
Naphthalene	1.2 U	1.2 U	0		100
1,2,3-Trichlorobenzene	1.1 U	1.1 U	0		100
2-Methylnaphthalene	1.1 U	1.1 U	0		100

 # Column to be used to flag recovery and RPD values with an asterisk
*** Values outside of QC limits**

RPD: 0 **out of** 37 **outside limits**

COMMENTS:

Beacon Environmental Services, Inc.
AIR VOLATILE LABORATORY CONTROL SAMPLE RECOVERY

Lab Name: Beacon Environmental Services, Inc.
Project: 2315
Lab Code: BEACON **Case No.:** 2315 **SDG No.:** 2315
Laboratory Control Sample No.: LCS-1 File: 10052904

Compound	SPIKE ADDED ng	LCS CONCENTRATION ng	LCS % REC	#	QC LIMITS REC
Vinyl Chloride	50	42	84		80-120
Trichlorofluoromethane (Freon 11)	100	86	86		80-120
1,1-Dichloroethene	50	47	94		80-120
Methylene Chloride	50	47	94		80-120
1,1,2-Trichlorotrifluoroethane (Fr.113)	50	47	94		80-120
trans-1,2-Dichloroethene	50	47	94		80-120
Methyl-t-butyl ether	50	49	98		80-120
1,1-Dichloroethane	50	49	98		80-120
cis-1,2-Dichloroethene	50	51	102		80-120
Chloroform	50	51	102		80-120
1,2-Dichloroethane	50	51	102		80-120
1,1,1-Trichloroethane	50	45	90		80-120
Carbon Tetrachloride	50	45	90		80-120
Benzene	50	51	102		80-120
Trichloroethene	50	49	98		80-120
1,4-Dioxane	50	53	106		80-120
1,1,2-Trichloroethane	50	54	108		80-120
Toluene	50	50	100		80-120
1,2-Dibromoethane (EDB)	50	50	100		80-120
Tetrachloroethene	50	47	94		80-120
1,1,1,2-Tetrachloroethane	50	47	94		80-120
Chlorobenzene	50	48	96		80-120
Ethylbenzene	50	49	98		80-120
p & m-Xylene	50	50	100		80-120
1,1,2,2-Tetrachloroethane	50	49	98		80-120
o-Xylene	50	48	96		80-120
1,2,3-Trichloropropane	50	50	100		80-120
Isopropylbenzene	50	50	100		80-120
1,3,5-Trimethylbenzene	50	48	96		80-120
1,2,4-Trimethylbenzene	50	48	96		80-120
1,3-Dichlorobenzene	50	46	92		80-120
1,4-Dichlorobenzene	50	51	102		80-120
1,2-Dichlorobenzene	50	49	98		80-120
1,2,4-Trichlorobenzene	50	50	100		80-120
Naphthalene	50	52	104		80-120
1,2,3-Trichlorobenzene	50	46	92		80-120
2-Methylnaphthalene	50	54	108		80-120

 # Column to be used to flag recovery values with an asterisk
*** Values outside of QC limits**

Spike Recovery: 0 **out of** 37 **outside limits**

COMMENTS:

Beacon Environmental Services, Inc.
AIR VOLATILE LABORATORY CONTROL SAMPLE RECOVERY

Lab Name: Beacon Environmental Services, Inc.
Project: 2315
Lab Code: BEACON **Case No.:** 2315 **SDG No.:** 2315
Laboratory Control Sample No.: LCS-2 File: 10052921

Compound	SPIKE ADDED ng	LCS CONCENTRATION ng	LCS % REC	#	QC LIMITS REC
Vinyl Chloride	50	42	84		80-120
Trichlorofluoromethane (Freon 11)	100	83	83		80-120
1,1-Dichloroethene	50	46	92		80-120
Methylene Chloride	50	48	96		80-120
1,1,2-Trichlorotrifluoroethane (Fr.113)	50	47	94		80-120
trans-1,2-Dichloroethene	50	43	86		80-120
Methyl-t-butyl ether	50	47	94		80-120
1,1-Dichloroethane	50	46	92		80-120
cis-1,2-Dichloroethene	50	48	96		80-120
Chloroform	50	49	98		80-120
1,2-Dichloroethane	50	49	98		80-120
1,1,1-Trichloroethane	50	45	90		80-120
Carbon Tetrachloride	50	44	88		80-120
Benzene	50	49	98		80-120
Trichloroethene	50	47	94		80-120
1,4-Dioxane	50	51	102		80-120
1,1,2-Trichloroethane	50	50	100		80-120
Toluene	50	49	98		80-120
1,2-Dibromoethane (EDB)	50	50	100		80-120
Tetrachloroethene	50	46	92		80-120
1,1,1,2-Tetrachloroethane	50	48	96		80-120
Chlorobenzene	50	49	98		80-120
Ethylbenzene	50	50	100		80-120
p & m-Xylene	50	50	100		80-120
1,1,2,2-Tetrachloroethane	50	52	104		80-120
o-Xylene	50	50	100		80-120
1,2,3-Trichloropropane	50	53	106		80-120
Isopropylbenzene	50	50	100		80-120
1,3,5-Trimethylbenzene	50	43	86		80-120
1,2,4-Trimethylbenzene	50	49	98		80-120
1,3-Dichlorobenzene	50	49	98		80-120
1,4-Dichlorobenzene	50	57	114		80-120
1,2-Dichlorobenzene	50	50	100		80-120
1,2,4-Trichlorobenzene	50	49	98		80-120
Naphthalene	50	52	104		80-120
1,2,3-Trichlorobenzene	50	47	94		80-120
2-Methylnaphthalene	50	54	108		80-120

 # Column to be used to flag recovery values with an asterisk
*** Values outside of QC limits**

Spike Recovery: 0 **out of** 37 **outside limits**

COMMENTS:

Beacon Environmental Services, Inc.
AIR VOLATILE LABORATORY CONTROL SAMPLE RECOVERY

Lab Name: Beacon Environmental Services, Inc.
Project: 2315
Lab Code: BEACON **Case No.:** 2315 **SDG No.:** 2315
Laboratory Control Sample No.: LCS-3 File: 10052947

Compound	SPIKE ADDED ng	LCS CONCENTRATION ng	LCS % REC	#	QC LIMITS REC
Vinyl Chloride	50	52	104		80-120
Trichlorofluoromethane (Freon 11)	100	83	83		80-120
1,1-Dichloroethene	50	45	90		80-120
Methylene Chloride	50	46	92		80-120
1,1,2-Trichlorotrifluoroethane (Fr.113)	50	45	90		80-120
trans-1,2-Dichloroethene	50	45	90		80-120
Methyl-t-butyl ether	50	44	88		80-120
1,1-Dichloroethane	50	45	90		80-120
cis-1,2-Dichloroethene	50	48	96		80-120
Chloroform	50	47	94		80-120
1,2-Dichloroethane	50	49	98		80-120
1,1,1-Trichloroethane	50	42	84		80-120
Carbon Tetrachloride	50	46	92		80-120
Benzene	50	47	94		80-120
Trichloroethene	50	48	96		80-120
1,4-Dioxane	50	51	102		80-120
1,1,2-Trichloroethane	50	52	104		80-120
Toluene	50	50	100		80-120
1,2-Dibromoethane (EDB)	50	52	104		80-120
Tetrachloroethene	50	47	94		80-120
1,1,1,2-Tetrachloroethane	50	46	92		80-120
Chlorobenzene	50	49	98		80-120
Ethylbenzene	50	50	100		80-120
p & m-Xylene	50	49	98		80-120
1,1,2,2-Tetrachloroethane	50	53	106		80-120
o-Xylene	50	49	98		80-120
1,2,3-Trichloropropane	50	55	110		80-120
Isopropylbenzene	50	49	98		80-120
1,3,5-Trimethylbenzene	50	49	98		80-120
1,2,4-Trimethylbenzene	50	49	98		80-120
1,3-Dichlorobenzene	50	49	98		80-120
1,4-Dichlorobenzene	50	53	106		80-120
1,2-Dichlorobenzene	50	47	94		80-120
1,2,4-Trichlorobenzene	50	53	106		80-120
Naphthalene	50	53	106		80-120
1,2,3-Trichlorobenzene	50	45	90		80-120
2-Methylnaphthalene	50	54	108		80-120

 # Column to be used to flag recovery values with an asterisk
*** Values outside of QC limits**

Spike Recovery: 0 **out of** 37 **outside limits**

COMMENTS:

Beacon Environmental Services, Inc.
AIR VOLATILE LABORATORY CONTROL SAMPLE RECOVERY

Lab Name: Beacon Environmental Services, Inc.
Project: 2315
Lab Code: BEACON **Case No.:** 2315 **SDG No.:** 2315
Laboratory Control Sample No.: LCS-4 File: 10053004

Compound	SPIKE ADDED ng	LCS CONCENTRATION ng	LCS % REC	#	QC LIMITS REC
Vinyl Chloride	50	44	88		80-120
Trichlorofluoromethane (Freon 11)	100	90	90		80-120
1,1-Dichloroethene	50	49	98		80-120
Methylene Chloride	50	49	98		80-120
1,1,2-Trichlorotrifluoroethane (Fr.113)	50	49	98		80-120
trans-1,2-Dichloroethene	50	49	98		80-120
Methyl-t-butyl ether	50	52	104		80-120
1,1-Dichloroethane	50	51	102		80-120
cis-1,2-Dichloroethene	50	53	106		80-120
Chloroform	50	53	106		80-120
1,2-Dichloroethane	50	55	110		80-120
1,1,1-Trichloroethane	50	48	96		80-120
Carbon Tetrachloride	50	48	96		80-120
Benzene	50	53	106		80-120
Trichloroethene	50	50	100		80-120
1,4-Dioxane	50	57	114		80-120
1,1,2-Trichloroethane	50	56	112		80-120
Toluene	50	50	100		80-120
1,2-Dibromoethane (EDB)	50	49	98		80-120
Tetrachloroethene	50	46	92		80-120
1,1,1,2-Tetrachloroethane	50	47	94		80-120
Chlorobenzene	50	48	96		80-120
Ethylbenzene	50	50	100		80-120
p & m-Xylene	50	50	100		80-120
1,1,2,2-Tetrachloroethane	50	50	100		80-120
o-Xylene	50	50	100		80-120
1,2,3-Trichloropropane	50	49	98		80-120
Isopropylbenzene	50	51	102		80-120
1,3,5-Trimethylbenzene	50	50	100		80-120
1,2,4-Trimethylbenzene	50	47	94		80-120
1,3-Dichlorobenzene	50	47	94		80-120
1,4-Dichlorobenzene	50	46	92		80-120
1,2-Dichlorobenzene	50	51	102		80-120
1,2,4-Trichlorobenzene	50	51	102		80-120
Naphthalene	50	53	106		80-120
1,2,3-Trichlorobenzene	50	48	96		80-120
2-Methylnaphthalene	50	56	112		80-120

 # Column to be used to flag recovery values with an asterisk
*** Values outside of QC limits**

Spike Recovery: 0 **out of** 37 **outside limits**

COMMENTS:

Beacon Environmental Services, Inc.
AIR VOLATILE LABORATORY CONTROL SAMPLE RECOVERY

Lab Name: Beacon Environmental Services, Inc.
Project: 2315
Lab Code: BEACON **Case No.:** 2315 **SDG No.:** 2315
Laboratory Control Sample No.: LCS-5 File: 10053030

Compound	SPIKE ADDED ng	LCS CONCENTRATION ng	LCS % REC	#	QC LIMITS REC
Vinyl Chloride	50	43	86		80-120
Trichlorofluoromethane (Freon 11)	100	91	91		80-120
1,1-Dichloroethene	50	51	102		80-120
Methylene Chloride	50	56	112		80-120
1,1,2-Trichlorotrifluoroethane (Fr.113)	50	54	108		80-120
trans-1,2-Dichloroethene	50	50	100		80-120
Methyl-t-butyl ether	50	54	108		80-120
1,1-Dichloroethane	50	52	104		80-120
cis-1,2-Dichloroethene	50	54	108		80-120
Chloroform	50	55	110		80-120
1,2-Dichloroethane	50	57	114		80-120
1,1,1-Trichloroethane	50	50	100		80-120
Carbon Tetrachloride	50	50	100		80-120
Benzene	50	55	110		80-120
Trichloroethene	50	54	108		80-120
1,4-Dioxane	50	57	114		80-120
1,1,2-Trichloroethane	50	58	116		80-120
Toluene	50	48	96		80-120
1,2-Dibromoethane (EDB)	50	50	100		80-120
Tetrachloroethene	50	46	92		80-120
1,1,1,2-Tetrachloroethane	50	47	94		80-120
Chlorobenzene	50	48	96		80-120
Ethylbenzene	50	50	100		80-120
p & m-Xylene	50	49	98		80-120
1,1,2,2-Tetrachloroethane	50	51	102		80-120
o-Xylene	50	50	100		80-120
1,2,3-Trichloropropane	50	53	106		80-120
Isopropylbenzene	50	50	100		80-120
1,3,5-Trimethylbenzene	50	46	92		80-120
1,2,4-Trimethylbenzene	50	49	98		80-120
1,3-Dichlorobenzene	50	48	96		80-120
1,4-Dichlorobenzene	50	56	112		80-120
1,2-Dichlorobenzene	50	50	100		80-120
1,2,4-Trichlorobenzene	50	50	100		80-120
Naphthalene	50	53	106		80-120
1,2,3-Trichlorobenzene	50	46	92		80-120
2-Methylnaphthalene	50	55	110		80-120

 # Column to be used to flag recovery values with an asterisk
*** Values outside of QC limits**

Spike Recovery: 0 **out of** 37 **outside limits**

COMMENTS:

Beacon Environmental Services, Inc.
AIR VOLATILE LABORATORY CONTROL SAMPLE RECOVERY

Lab Name: Beacon Environmental Services, Inc.
Project: 2315
Lab Code: BEACON **Case No.:** 2315 **SDG No.:** 2315
Laboratory Control Sample No.: LCS-6 File: 10053056

Compound	SPIKE ADDED ng	LCS CONCENTRATION ng	LCS % REC	#	QC LIMITS REC
Vinyl Chloride	50	41	82		80-120
Trichlorofluoromethane (Freon 11)	100	82	82		80-120
1,1-Dichloroethene	50	47	94		80-120
Methylene Chloride	50	51	102		80-120
1,1,2-Trichlorotrifluoroethane (Fr.113)	50	48	96		80-120
trans-1,2-Dichloroethene	50	47	94		80-120
Methyl-t-butyl ether	50	49	98		80-120
1,1-Dichloroethane	50	49	98		80-120
cis-1,2-Dichloroethene	50	51	102		80-120
Chloroform	50	52	104		80-120
1,2-Dichloroethane	50	53	106		80-120
1,1,1-Trichloroethane	50	46	92		80-120
Carbon Tetrachloride	50	45	90		80-120
Benzene	50	52	104		80-120
Trichloroethene	50	52	104		80-120
1,4-Dioxane	50	55	110		80-120
1,1,2-Trichloroethane	50	57	114		80-120
Toluene	50	50	100		80-120
1,2-Dibromoethane (EDB)	50	52	104		80-120
Tetrachloroethene	50	48	96		80-120
1,1,1,2-Tetrachloroethane	50	46	92		80-120
Chlorobenzene	50	50	100		80-120
Ethylbenzene	50	52	104		80-120
p & m-Xylene	50	50	100		80-120
1,1,2,2-Tetrachloroethane	50	49	98		80-120
o-Xylene	50	51	102		80-120
1,2,3-Trichloropropane	50	46	92		80-120
Isopropylbenzene	50	41	82		80-120
1,3,5-Trimethylbenzene	50	50	100		80-120
1,2,4-Trimethylbenzene	50	49	98		80-120
1,3-Dichlorobenzene	50	51	102		80-120
1,4-Dichlorobenzene	50	53	106		80-120
1,2-Dichlorobenzene	50	52	104		80-120
1,2,4-Trichlorobenzene	50	52	104		80-120
Naphthalene	50	54	108		80-120
1,2,3-Trichlorobenzene	50	48	96		80-120
2-Methylnaphthalene	50	57	114		80-120

 # Column to be used to flag recovery values with an asterisk
*** Values outside of QC limits**

Spike Recovery: 0 **out of** 37 **outside limits**

COMMENTS:

Beacon Environmental Services, Inc.
AIR VOLATILE LABORATORY CONTROL SAMPLE RECOVERY

Lab Name: Beacon Environmental Services, Inc.
Project: 2315
Lab Code: BEACON **Case No.:** 2315 **SDG No.:** 2315
Laboratory Control Sample No.: LCS-7 File: 10053104

Compound	SPIKE ADDED ng	LCS CONCENTRATION ng	LCS % REC	#	QC LIMITS REC
Vinyl Chloride	50	45	90		80-120
Trichlorofluoromethane (Freon 11)	100	87	87		80-120
1,1-Dichloroethene	50	48	96		80-120
Methylene Chloride	50	52	104		80-120
1,1,2-Trichlorotrifluoroethane (Fr.113)	50	49	98		80-120
trans-1,2-Dichloroethene	50	52	104		80-120
Methyl-t-butyl ether	50	52	104		80-120
1,1-Dichloroethane	50	53	106		80-120
cis-1,2-Dichloroethene	50	55	110		80-120
Chloroform	50	56	112		80-120
1,2-Dichloroethane	50	58	116		80-120
1,1,1-Trichloroethane	50	50	100		80-120
Carbon Tetrachloride	50	49	98		80-120
Benzene	50	56	112		80-120
Trichloroethene	50	55	110		80-120
1,4-Dioxane	50	57	114		80-120
1,1,2-Trichloroethane	50	59	118		80-120
Toluene	50	48	96		80-120
1,2-Dibromoethane (EDB)	50	49	98		80-120
Tetrachloroethene	50	46	92		80-120
1,1,1,2-Tetrachloroethane	50	45	90		80-120
Chlorobenzene	50	48	96		80-120
Ethylbenzene	50	49	98		80-120
p & m-Xylene	50	49	98		80-120
1,1,2,2-Tetrachloroethane	50	50	100		80-120
o-Xylene	50	48	96		80-120
1,2,3-Trichloropropane	50	51	102		80-120
Isopropylbenzene	50	48	96		80-120
1,3,5-Trimethylbenzene	50	42	84		80-120
1,2,4-Trimethylbenzene	50	48	96		80-120
1,3-Dichlorobenzene	50	46	92		80-120
1,4-Dichlorobenzene	50	49	98		80-120
1,2-Dichlorobenzene	50	48	96		80-120
1,2,4-Trichlorobenzene	50	48	96		80-120
Naphthalene	50	52	104		80-120
1,2,3-Trichlorobenzene	50	46	92		80-120
2-Methylnaphthalene	50	52	104		80-120

 # Column to be used to flag recovery values with an asterisk
*** Values outside of QC limits**

Spike Recovery: 0 **out of** 37 **outside limits**

COMMENTS:

Beacon Environmental Services, Inc.
AIR VOLATILE LABORATORY CONTROL SAMPLE RECOVERY

Lab Name: Beacon Environmental Services, Inc.
Project: 2315
Lab Code: BEACON **Case No.:** 2315 **SDG No.:** 2315
Laboratory Control Sample No.: LCS-8 File: 10053130

Compound	SPIKE ADDED ng	LCS CONCENTRATION ng	LCS % REC #	QC LIMITS REC
Vinyl Chloride	50	46	92	80-120
Trichlorofluoromethane (Freon 11)	100	92	92	80-120
1,1-Dichloroethene	50	50	100	80-120
Methylene Chloride	50	43	86	80-120
1,1,2-Trichlorotrifluoroethane (Fr.113)	50	46	92	80-120
trans-1,2-Dichloroethene	50	47	94	80-120
Methyl-t-butyl ether	50	51	102	80-120
1,1-Dichloroethane	50	51	102	80-120
cis-1,2-Dichloroethene	50	51	102	80-120
Chloroform	50	53	106	80-120
1,2-Dichloroethane	50	54	108	80-120
1,1,1-Trichloroethane	50	51	102	80-120
Carbon Tetrachloride	50	49	98	80-120
Benzene	50	53	106	80-120
Trichloroethene	50	49	98	80-120
1,4-Dioxane	50	52	104	80-120
1,1,2-Trichloroethane	50	55	110	80-120
Toluene	50	49	98	80-120
1,2-Dibromoethane (EDB)	50	49	98	80-120
Tetrachloroethene	50	46	92	80-120
1,1,1,2-Tetrachloroethane	50	48	96	80-120
Chlorobenzene	50	48	96	80-120
Ethylbenzene	50	50	100	80-120
p & m-Xylene	50	50	100	80-120
1,1,2,2-Tetrachloroethane	50	53	106	80-120
o-Xylene	50	49	98	80-120
1,2,3-Trichloropropane	50	52	104	80-120
Isopropylbenzene	50	50	100	80-120
1,3,5-Trimethylbenzene	50	49	98	80-120
1,2,4-Trimethylbenzene	50	50	100	80-120
1,3-Dichlorobenzene	50	56	112	80-120
1,4-Dichlorobenzene	50	49	98	80-120
1,2-Dichlorobenzene	50	49	98	80-120
1,2,4-Trichlorobenzene	50	49	98	80-120
Naphthalene	50	54	108	80-120
1,2,3-Trichlorobenzene	50	49	98	80-120
2-Methylnaphthalene	50	56	112	80-120

 # Column to be used to flag recovery values with an asterisk
*** Values outside of QC limits**

Spike Recovery: 0 **out of** 37 **outside limits**

COMMENTS:

Beacon Environmental Services, Inc.
AIR VOLATILE LABORATORY CONTROL SAMPLE RECOVERY

Lab Name: Beacon Environmental Services, Inc.
Project: 2315
Lab Code: BEACON **Case No.:** 2315 **SDG No.:** 2315
Laboratory Control Sample No.: LCS-9 File: 10053156

Compound	SPIKE ADDED ng	LCS CONCENTRATION ng	LCS % REC	#	QC LIMITS REC
Vinyl Chloride	50	53	106		80-120
Trichlorofluoromethane (Freon 11)	100	90	90		80-120
1,1-Dichloroethene	50	43	86		80-120
Methylene Chloride	50	45	90		80-120
1,1,2-Trichlorotrifluoroethane (Fr.113)	50	48	96		80-120
trans-1,2-Dichloroethene	50	44	88		80-120
Methyl-t-butyl ether	50	46	92		80-120
1,1-Dichloroethane	50	44	88		80-120
cis-1,2-Dichloroethene	50	49	98		80-120
Chloroform	50	50	100		80-120
1,2-Dichloroethane	50	53	106		80-120
1,1,1-Trichloroethane	50	47	94		80-120
Carbon Tetrachloride	50	47	94		80-120
Benzene	50	52	104		80-120
Trichloroethene	50	55	110		80-120
1,4-Dioxane	50	59	118		80-120
1,1,2-Trichloroethane	50	56	112		80-120
Toluene	50	45	90		80-120
1,2-Dibromoethane (EDB)	50	47	94		80-120
Tetrachloroethene	50	44	88		80-120
1,1,1,2-Tetrachloroethane	50	45	90		80-120
Chlorobenzene	50	47	94		80-120
Ethylbenzene	50	47	94		80-120
p & m-Xylene	50	47	94		80-120
1,1,2,2-Tetrachloroethane	50	49	98		80-120
o-Xylene	50	47	94		80-120
1,2,3-Trichloropropane	50	56	112		80-120
Isopropylbenzene	50	48	96		80-120
1,3,5-Trimethylbenzene	50	41	82		80-120
1,2,4-Trimethylbenzene	50	53	106		80-120
1,3-Dichlorobenzene	50	51	102		80-120
1,4-Dichlorobenzene	50	57	114		80-120
1,2-Dichlorobenzene	50	48	96		80-120
1,2,4-Trichlorobenzene	50	46	92		80-120
Naphthalene	50	51	102		80-120
1,2,3-Trichlorobenzene	50	46	92		80-120
2-Methylnaphthalene	50	55	110		80-120

 # Column to be used to flag recovery values with an asterisk
*** Values outside of QC limits**

Spike Recovery: 0 **out of** 37 **outside limits**

COMMENTS:

Beacon Environmental Services, Inc.
AIR VOLATILE LABORATORY CONTROL SAMPLE RECOVERY

Lab Name: Beacon Environmental Services, Inc.
Project: 2315
Lab Code: BEACON **Case No.:** 2315 **SDG No.:** 2315
Laboratory Control Sample No.: LCS-10 File: 10060104

Compound	SPIKE ADDED ng	LCS CONCENTRATION ng	LCS % REC	#	QC LIMITS REC
Vinyl Chloride	50	51	102		80-120
Trichlorofluoromethane (Freon 11)	100	107	107		80-120
1,1-Dichloroethene	50	52	104		80-120
Methylene Chloride	50	41	82		80-120
1,1,2-Trichlorotrifluoroethane (Fr.113)	50	47	94		80-120
trans-1,2-Dichloroethene	50	48	96		80-120
Methyl-t-butyl ether	50	47	94		80-120
1,1-Dichloroethane	50	45	90		80-120
cis-1,2-Dichloroethene	50	47	94		80-120
Chloroform	50	49	98		80-120
1,2-Dichloroethane	50	52	104		80-120
1,1,1-Trichloroethane	50	48	96		80-120
Carbon Tetrachloride	50	49	98		80-120
Benzene	50	45	90		80-120
Trichloroethene	50	44	88		80-120
1,4-Dioxane	50	43	86		80-120
1,1,2-Trichloroethane	50	46	92		80-120
Toluene	50	46	92		80-120
1,2-Dibromoethane (EDB)	50	46	92		80-120
Tetrachloroethene	50	48	96		80-120
1,1,1,2-Tetrachloroethane	50	47	94		80-120
Chlorobenzene	50	46	92		80-120
Ethylbenzene	50	46	92		80-120
p & m-Xylene	50	48	96		80-120
1,1,2,2-Tetrachloroethane	50	44	88		80-120
o-Xylene	50	45	90		80-120
1,2,3-Trichloropropane	50	45	90		80-120
Isopropylbenzene	50	48	96		80-120
1,3,5-Trimethylbenzene	50	48	96		80-120
1,2,4-Trimethylbenzene	50	48	96		80-120
1,3-Dichlorobenzene	50	45	90		80-120
1,4-Dichlorobenzene	50	44	88		80-120
1,2-Dichlorobenzene	50	47	94		80-120
1,2,4-Trichlorobenzene	50	45	90		80-120
Naphthalene	50	50	100		80-120
1,2,3-Trichlorobenzene	50	48	96		80-120
2-Methylnaphthalene	50	54	108		80-120

 # Column to be used to flag recovery values with an asterisk
*** Values outside of QC limits**

Spike Recovery: 0 **out of** 37 **outside limits**

COMMENTS:

Beacon Environmental Services, Inc.
AIR VOLATILE LABORATORY CONTROL SAMPLE RECOVERY

Lab Name: Beacon Environmental Services, Inc.
Project: 2315
Lab Code: BEACON **Case No.:** 2315 **SDG No.:** 2315
Laboratory Control Sample No.: LCS-11 File: 10060130

Compound	SPIKE ADDED ng	LCS CONCENTRATION ng	LCS % REC	#	QC LIMITS REC
Vinyl Chloride	50	53	106		80-120
Trichlorofluoromethane (Freon 11)	100	114	114		80-120
1,1-Dichloroethene	50	54	108		80-120
Methylene Chloride	50	41	82		80-120
1,1,2-Trichlorotrifluoroethane (Fr.113)	50	45	90		80-120
trans-1,2-Dichloroethene	50	47	94		80-120
Methyl-t-butyl ether	50	49	98		80-120
1,1-Dichloroethane	50	44	88		80-120
cis-1,2-Dichloroethene	50	45	90		80-120
Chloroform	50	50	100		80-120
1,2-Dichloroethane	50	55	110		80-120
1,1,1-Trichloroethane	50	49	98		80-120
Carbon Tetrachloride	50	50	100		80-120
Benzene	50	43	86		80-120
Trichloroethene	50	46	92		80-120
1,4-Dioxane	50	46	92		80-120
1,1,2-Trichloroethane	50	47	94		80-120
Toluene	50	43	86		80-120
1,2-Dibromoethane (EDB)	50	46	92		80-120
Tetrachloroethene	50	47	94		80-120
1,1,1,2-Tetrachloroethane	50	46	92		80-120
Chlorobenzene	50	44	88		80-120
Ethylbenzene	50	46	92		80-120
p & m-Xylene	50	47	94		80-120
1,1,2,2-Tetrachloroethane	50	44	88		80-120
o-Xylene	50	44	88		80-120
1,2,3-Trichloropropane	50	46	92		80-120
Isopropylbenzene	50	47	94		80-120
1,3,5-Trimethylbenzene	50	49	98		80-120
1,2,4-Trimethylbenzene	50	43	86		80-120
1,3-Dichlorobenzene	50	56	112		80-120
1,4-Dichlorobenzene	50	45	90		80-120
1,2-Dichlorobenzene	50	48	96		80-120
1,2,4-Trichlorobenzene	50	46	92		80-120
Naphthalene	50	49	98		80-120
1,2,3-Trichlorobenzene	50	49	98		80-120
2-Methylnaphthalene	50	54	108		80-120

 # Column to be used to flag recovery values with an asterisk
*** Values outside of QC limits**

Spike Recovery: 0 **out of** 37 **outside limits**

COMMENTS:

Beacon Environmental Services, Inc.
AIR VOLATILE LABORATORY CONTROL SAMPLE RECOVERY

Lab Name: Beacon Environmental Services, Inc.
Project: 2315
Lab Code: BEACON **Case No.:** 2315 **SDG No.:** 2315
Laboratory Control Sample No.: LCS-12 File: 10060156

Compound	SPIKE ADDED ng	LCS CONCENTRATION ng	LCS % REC	#	QC LIMITS REC
Vinyl Chloride	50	56	112		80-120
Trichlorofluoromethane (Freon 11)	100	118	118		80-120
1,1-Dichloroethene	50	54	108		80-120
Methylene Chloride	50	42	84		80-120
1,1,2-Trichlorotrifluoroethane (Fr.113)	50	48	96		80-120
trans-1,2-Dichloroethene	50	43	86		80-120
Methyl-t-butyl ether	50	49	98		80-120
1,1-Dichloroethane	50	45	90		80-120
cis-1,2-Dichloroethene	50	44	88		80-120
Chloroform	50	51	102		80-120
1,2-Dichloroethane	50	54	108		80-120
1,1,1-Trichloroethane	50	51	102		80-120
Carbon Tetrachloride	50	51	102		80-120
Benzene	50	44	88		80-120
Trichloroethene	50	44	88		80-120
1,4-Dioxane	50	41	82		80-120
1,1,2-Trichloroethane	50	45	90		80-120
Toluene	50	45	90		80-120
1,2-Dibromoethane (EDB)	50	47	94		80-120
Tetrachloroethene	50	46	92		80-120
1,1,1,2-Tetrachloroethane	50	49	98		80-120
Chlorobenzene	50	45	90		80-120
Ethylbenzene	50	47	94		80-120
p & m-Xylene	50	48	96		80-120
1,1,2,2-Tetrachloroethane	50	42	84		80-120
o-Xylene	50	46	92		80-120
1,2,3-Trichloropropane	50	42	84		80-120
Isopropylbenzene	50	51	102		80-120
1,3,5-Trimethylbenzene	50	48	96		80-120
1,2,4-Trimethylbenzene	50	42	84		80-120
1,3-Dichlorobenzene	50	43	86		80-120
1,4-Dichlorobenzene	50	45	90		80-120
1,2-Dichlorobenzene	50	45	90		80-120
1,2,4-Trichlorobenzene	50	49	98		80-120
Naphthalene	50	48	96		80-120
1,2,3-Trichlorobenzene	50	48	96		80-120
2-Methylnaphthalene	50	53	106		80-120

 # Column to be used to flag recovery values with an asterisk
*** Values outside of QC limits**

Spike Recovery: 0 **out of** 37 **outside limits**

COMMENTS:

Beacon Environmental Services, Inc.
AIR VOLATILE LABORATORY CONTROL SAMPLE RECOVERY

Lab Name: Beacon Environmental Services, Inc.
Project: 2315
Lab Code: BEACON **Case No.:** 2315 **SDG No.:** 2315
Laboratory Control Sample No.: LCS-13 File: 10060304

Compound	SPIKE ADDED ng	LCS CONCENTRATION ng	LCS % REC #	QC LIMITS REC
Vinyl Chloride	50	56	112	80-120
Trichlorofluoromethane (Freon 11)	100	115	115	80-120
1,1-Dichloroethene	50	50	100	80-120
Methylene Chloride	50	50	100	80-120
1,1,2-Trichlorotrifluoroethane (Fr.113)	50	46	92	80-120
trans-1,2-Dichloroethene	50	45	90	80-120
Methyl-t-butyl ether	50	48	96	80-120
1,1-Dichloroethane	50	44	88	80-120
cis-1,2-Dichloroethene	50	46	92	80-120
Chloroform	50	50	100	80-120
1,2-Dichloroethane	50	53	106	80-120
1,1,1-Trichloroethane	50	50	100	80-120
Carbon Tetrachloride	50	54	108	80-120
Benzene	50	44	88	80-120
Trichloroethene	50	44	88	80-120
1,4-Dioxane	50	49	98	80-120
1,1,2-Trichloroethane	50	44	88	80-120
Toluene	50	44	88	80-120
1,2-Dibromoethane (EDB)	50	43	86	80-120
Tetrachloroethene	50	46	92	80-120
1,1,1,2-Tetrachloroethane	50	46	92	80-120
Chlorobenzene	50	43	86	80-120
Ethylbenzene	50	48	96	80-120
p & m-Xylene	50	52	104	80-120
1,1,2,2-Tetrachloroethane	50	44	88	80-120
o-Xylene	50	44	88	80-120
1,2,3-Trichloropropane	50	45	90	80-120
Isopropylbenzene	50	46	92	80-120
1,3,5-Trimethylbenzene	50	49	98	80-120
1,2,4-Trimethylbenzene	50	50	100	80-120
1,3-Dichlorobenzene	50	46	92	80-120
1,4-Dichlorobenzene	50	44	88	80-120
1,2-Dichlorobenzene	50	51	102	80-120
1,2,4-Trichlorobenzene	50	52	104	80-120
Naphthalene	50	46	92	80-120
1,2,3-Trichlorobenzene	50	48	96	80-120
2-Methylnaphthalene	50	53	106	80-120

 # Column to be used to flag recovery values with an asterisk
*** Values outside of QC limits**

Spike Recovery: 0 **out of** 37 **outside limits**

COMMENTS:

Beacon Environmental Services, Inc.
AIR VOLATILE LABORATORY CONTROL SAMPLE RECOVERY

Lab Name: Beacon Environmental Services, Inc.
Project: 2315
Lab Code: BEACON **Case No.:** 2315 **SDG No.:** 2315
Laboratory Control Sample No.: LCS-14 File: 10060326

Compound	SPIKE ADDED ng	LCS CONCENTRATION ng	LCS % REC	#	QC LIMITS REC
Vinyl Chloride	50	52	104		80-120
Trichlorofluoromethane (Freon 11)	100	117	117		80-120
1,1-Dichloroethene	50	54	108		80-120
Methylene Chloride	50	43	86		80-120
1,1,2-Trichlorotrifluoroethane (Fr.113)	50	47	94		80-120
trans-1,2-Dichloroethene	50	45	90		80-120
Methyl-t-butyl ether	50	49	98		80-120
1,1-Dichloroethane	50	46	92		80-120
cis-1,2-Dichloroethene	50	47	94		80-120
Chloroform	50	51	102		80-120
1,2-Dichloroethane	50	54	108		80-120
1,1,1-Trichloroethane	50	52	104		80-120
Carbon Tetrachloride	50	51	102		80-120
Benzene	50	44	88		80-120
Trichloroethene	50	45	90		80-120
1,4-Dioxane	50	44	88		80-120
1,1,2-Trichloroethane	50	43	86		80-120
Toluene	50	44	88		80-120
1,2-Dibromoethane (EDB)	50	48	96		80-120
Tetrachloroethene	50	47	94		80-120
1,1,1,2-Tetrachloroethane	50	50	100		80-120
Chlorobenzene	50	45	90		80-120
Ethylbenzene	50	47	94		80-120
p & m-Xylene	50	48	96		80-120
1,1,2,2-Tetrachloroethane	50	44	88		80-120
o-Xylene	50	45	90		80-120
1,2,3-Trichloropropane	50	48	96		80-120
Isopropylbenzene	50	49	98		80-120
1,3,5-Trimethylbenzene	50	49	98		80-120
1,2,4-Trimethylbenzene	50	48	96		80-120
1,3-Dichlorobenzene	50	48	96		80-120
1,4-Dichlorobenzene	50	55	110		80-120
1,2-Dichlorobenzene	50	43	86		80-120
1,2,4-Trichlorobenzene	50	43	86		80-120
Naphthalene	50	49	98		80-120
1,2,3-Trichlorobenzene	50	50	100		80-120
2-Methylnaphthalene	50	55	110		80-120

 # Column to be used to flag recovery values with an asterisk
*** Values outside of QC limits**

Spike Recovery: 0 **out of** 37 **outside limits**

COMMENTS:

Beacon Environmental Services, Inc.
AIR MATRIX SPIKE/MATRIX SPIKE DUPLICATE RECOVERY

Lab Name: Beacon Environmental Services, Inc.
Project: 2315
Lab Code: BEACON **Case No,:** 2315 **SDG No.:** 2315
Matrix Spike - Sample No.: SG-AN4 File: 10052941

Compound	SPIKE ADDED (NG)	SAMPLE CONCENTRATION (NG)	MS CONCENTRATION (NG)	MS % REC	#	QC LIMITS REC
1,1-Dichloroethene	125	0	117.2	94		80-120
Benzene	125	0	117.1	94		80-120
Trichloroethene	125	0	110.6	88		80-120
Toluene	125	1.9	123.6	97		80-120
Chlorobenzene	125	0	114.5	92		80-120

Compound	SPIKE ADDED (NG)	MSD CONCENTRATION (NG)	MSD % REC	#	% RPD	#	QC LIMITS RPD	QC LIMITS REC.
1,1-Dichloroethene	125	104.3	83		12.4		100	80-120
Benzene	125	120.4	96		2.1		100	80-120
Trichloroethene	125	110.5	88		0		100	80-120
Toluene	125	128.5	101		4		100	80-120
Chlorobenzene	125	120.5	96		4.3		100	80-120

 # Column to be used to flag recovery and RPD values with an asterisk
*** Values outside of QC limits**

RPD: 0 **out of** 5 **outside limits**
Spike Recovery: 0 **out of** 10 **outside limits**

COMMENTS:

Beacon Environmental Services, Inc.
AIR MATRIX SPIKE/MATRIX SPIKE DUPLICATE RECOVERY

Lab Name: Beacon Environmental Services, Inc.
Project: 2315
Lab Code: BEACON **Case No,:** 2315 **SDG No.:** 2315
Matrix Spike - Sample No.: SG-AN8 File: 10052967

Compound	SPIKE ADDED (NG)	SAMPLE CONCENTRATION (NG)	MS CONCENTRATION (NG)	MS % REC	#	QC LIMITS REC
1,1-Dichloroethene	125	0	95.3	76	*	80-120
Benzene	125	2.3	113.9	89		80-120
Trichloroethene	125	0	118.1	94		80-120
Toluene	125	4.8	126.9	98		80-120
Chlorobenzene	125	0	117.8	94		80-120

Compound	SPIKE ADDED (NG)	MSD CONCENTRATION (NG)	MSD % REC	#	% RPD	#	QC LIMITS RPD	QC LIMITS REC.
1,1-Dichloroethene	125	103.7	83		8.8		100	80-120
Benzene	125	114.6	90		1.1		100	80-120
Trichloroethene	125	125.2	100		6.2		100	80-120
Toluene	125	130.7	101		3		100	80-120
Chlorobenzene	125	123	98		4.2		100	80-120

 # Column to be used to flag recovery and RPD values with an asterisk
*** Values outside of QC limits**

RPD: 0 **out of** 5 **outside limits**
Spike Recovery: 1 **out of** 10 **outside limits**

COMMENTS:

Beacon Environmental Services, Inc.
AIR MATRIX SPIKE/MATRIX SPIKE DUPLICATE RECOVERY

Lab Name: Beacon Environmental Services, Inc.
Project: 2315
Lab Code: BEACON **Case No,:** 2315 **SDG No.:** 2315
Matrix Spike - Sample No.: SG-AN20 File: 10053024

Compound	SPIKE ADDED (NG)	SAMPLE CONCENTRATION (NG)	MS CONCENTRATION (NG)	MS % REC	#	QC LIMITS REC
1,1-Dichloroethene	125	0	109.2	87		80-120
Benzene	125	8.2	119.2	89		80-120
Trichloroethene	125	0	104	83		80-120
Toluene	125	7.4	121.7	91		80-120
Chlorobenzene	125	0	115.7	93		80-120

Compound	SPIKE ADDED (NG)	MSD CONCENTRATION (NG)	MSD % REC	#	% RPD	#	QC LIMITS RPD	QC LIMITS REC.
1,1-Dichloroethene	125	116	93		6.7		100	80-120
Benzene	125	123.9	93		4.4		100	80-120
Trichloroethene	125	112.3	90		8.1		100	80-120
Toluene	125	128.8	97		6.4		100	80-120
Chlorobenzene	125	118.6	95		2.1		100	80-120

 # Column to be used to flag recovery and RPD values with an asterisk
*** Values outside of QC limits**

RPD: 0 **out of** 5 **outside limits**
Spike Recovery: 0 **out of** 10 **outside limits**

COMMENTS:

Beacon Environmental Services, Inc.
AIR MATRIX SPIKE/MATRIX SPIKE DUPLICATE RECOVERY

Lab Name: Beacon Environmental Services, Inc.
Project: 2315
Lab Code: BEACON **Case No,:** 2315 **SDG No.:** 2315
Matrix Spike - Sample No.: SG-AN33 File: 10053050

Compound	SPIKE ADDED (NG)	SAMPLE CONCENTRATION (NG)	MS CONCENTRATION (NG)	MS % REC	#	QC LIMITS REC
1,1-Dichloroethene	125	0	119	95		80-120
Benzene	125	1.4	114.6	91		80-120
Trichloroethene	125	0	111.6	89		80-120
Toluene	125	2.6	123.9	97		80-120
Chlorobenzene	125	0	117.2	94		80-120

Compound	SPIKE ADDED (NG)	MSD CONCENTRATION (NG)	MSD % REC	#	% RPD	#	QC LIMITS RPD	QC LIMITS REC.
1,1-Dichloroethene	125	132	106		10.9		100	80-120
Benzene	125	122.1	97		6.4		100	80-120
Trichloroethene	125	113.5	91		2.2		100	80-120
Toluene	125	128.7	101		4		100	80-120
Chlorobenzene	125	121	97		3.1		100	80-120

 # Column to be used to flag recovery and RPD values with an asterisk
*** Values outside of QC limits**

RPD: 0 **out of** 5 **outside limits**
Spike Recovery: 0 **out of** 10 **outside limits**

COMMENTS:

Beacon Environmental Services, Inc.
AIR MATRIX SPIKE/MATRIX SPIKE DUPLICATE RECOVERY

Lab Name: Beacon Environmental Services, Inc.
Project: 2315
Lab Code: BEACON **Case No,:** 2315 **SDG No.:** 2315
Matrix Spike - Sample No.: SG-AW12 File: 10053076

Compound	SPIKE ADDED (NG)	SAMPLE CONCENTRATION (NG)	MS CONCENTRATION (NG)	MS % REC	#	QC LIMITS REC
1,1-Dichloroethene	125	0	69.7	56	*	80-120
Benzene	125	2.2	113.5	89		80-120
Trichloroethene	125	0	111.6	89		80-120
Toluene	125	3.1	120.7	94		80-120
Chlorobenzene	125	0	115.9	93		80-120

Compound	SPIKE ADDED (NG)	MSD CONCENTRATION (NG)	MSD % REC	#	% RPD	#	QC LIMITS RPD	QC LIMITS REC.
1,1-Dichloroethene	125	122	98		54.5		100	80-120
Benzene	125	119.6	94		5.5		100	80-120
Trichloroethene	125	116.1	93		4.4		100	80-120
Toluene	125	126.1	98		4.2		100	80-120
Chlorobenzene	125	120.4	96		3.2		100	80-120

 # Column to be used to flag recovery and RPD values with an asterisk
*** Values outside of QC limits**

RPD: 0 **out of** 5 **outside limits**
Spike Recovery: 1 **out of** 10 **outside limits**

COMMENTS:

Beacon Environmental Services, Inc.
AIR MATRIX SPIKE/MATRIX SPIKE DUPLICATE RECOVERY

Lab Name: Beacon Environmental Services, Inc.
Project: 2315
Lab Code: BEACON **Case No,:** 2315 **SDG No.:** 2315
Matrix Spike - Sample No.: SG-AW39 File: 10053124

Compound	SPIKE ADDED (NG)	SAMPLE CONCENTRATION (NG)	MS CONCENTRATION (NG)	MS % REC	#	QC LIMITS REC
1,1-Dichloroethene	125	0	102	82		70-130
Benzene	125	0	115	92		70-130
Trichloroethene	125	0	108	86		70-130
Toluene	125	3	119	93		70-130
Chlorobenzene	125	0	115	92		70-130

Compound	SPIKE ADDED (NG)	MSD CONCENTRATION (NG)	MSD % REC	#	% RPD	#	QC LIMITS RPD	QC LIMITS REC.
1,1-Dichloroethene	125	125	100		19.8		100	70-130
Benzene	125	137	110		17.8		100	70-130
Trichloroethene	125	134	107		21.8		100	70-130
Toluene	125	136	106		13.1		100	70-130
Chlorobenzene	125	128	102		10.3		100	70-130

 # Column to be used to flag recovery and RPD values with an asterisk
*** Values outside of QC limits**

RPD: 0 **out of** 5 **outside limits**
Spike Recovery: 0 **out of** 10 **outside limits**

COMMENTS:

Beacon Environmental Services, Inc.
AIR MATRIX SPIKE/MATRIX SPIKE DUPLICATE RECOVERY

Lab Name: Beacon Environmental Services, Inc.
Project: 2315
Lab Code: BEACON **Case No,:** 2315 **SDG No.:** 2315
Matrix Spike - Sample No.: SG-AW61 File: 10053150

Compound	SPIKE ADDED (NG)	SAMPLE CONCENTRATION (NG)	MS CONCENTRATION (NG)	MS % REC	#	QC LIMITS REC
1,1-Dichloroethene	125	0	90.2	72	*	80-120
Benzene	125	2.9	113.4	88		80-120
Trichloroethene	125	0	106.8	85		80-120
Toluene	125	5.8	123.3	94		80-120
Chlorobenzene	125	0	114.2	91		80-120

Compound	SPIKE ADDED (NG)	MSD CONCENTRATION (NG)	MSD % REC	#	% RPD	#	QC LIMITS RPD	QC LIMITS REC.
1,1-Dichloroethene	125	101.5	81		11.8		100	80-120
Benzene	125	117.9	92		4.4		100	80-120
Trichloroethene	125	114.8	92		7.9		100	80-120
Toluene	125	129.2	99		5.2		100	80-120
Chlorobenzene	125	120.4	96		5.3		100	80-120

 # Column to be used to flag recovery and RPD values with an asterisk
*** Values outside of QC limits**

RPD: 0 **out of** 5 **outside limits**
Spike Recovery: 1 **out of** 10 **outside limits**

COMMENTS:

Beacon Environmental Services, Inc.
AIR MATRIX SPIKE/MATRIX SPIKE DUPLICATE RECOVERY

Lab Name: Beacon Environmental Services, Inc.
Project: 2315
Lab Code: BEACON **Case No,:** 2315 **SDG No.:** 2315
Matrix Spike - Sample No.: SG-I4 File: 10053176

Compound	SPIKE ADDED (NG)	SAMPLE CONCENTRATION (NG)	MS CONCENTRATION (NG)	MS % REC	#	QC LIMITS REC
1,1-Dichloroethene	125	0	112.9	90		80-120
Benzene	125	0	105.6	84		80-120
Trichloroethene	125	0	123.2	99		80-120
Toluene	125	3.6	122.3	95		80-120
Chlorobenzene	125	0	113.1	90		80-120

Compound	SPIKE ADDED (NG)	MSD CONCENTRATION (NG)	MSD % REC	#	% RPD	#	QC LIMITS RPD	QC LIMITS REC.
1,1-Dichloroethene	125	155.5	124	*	31.8		100	80-120
Benzene	125	110.5	88		4.7		100	80-120
Trichloroethene	125	134.6	108		8.7		100	80-120
Toluene	125	126	98		3.1		100	80-120
Chlorobenzene	125	118.8	95		5.4		100	80-120

 # Column to be used to flag recovery and RPD values with an asterisk
*** Values outside of QC limits**

RPD: 0 **out of** 5 **outside limits**
Spike Recovery: 1 **out of** 10 **outside limits**

COMMENTS:

Beacon Environmental Services, Inc.
AIR MATRIX SPIKE/MATRIX SPIKE DUPLICATE RECOVERY

Lab Name: Beacon Environmental Services, Inc.
Project: 2315
Lab Code: BEACON **Case No,:** 2315 **SDG No.:** 2315
Matrix Spike - Sample No.: SG-I11 File: 10060124

Compound	SPIKE ADDED (NG)	SAMPLE CONCENTRATION (NG)	MS CONCENTRATION (NG)	MS % REC	#	QC LIMITS REC
1,1-Dichloroethene	125	0	134.9	108		80-120
Benzene	125	0	106.1	85		80-120
Trichloroethene	125	0	121.9	98		80-120
Toluene	125	0	122.5	98		80-120
Chlorobenzene	125	0	112	90		80-120

Compound	SPIKE ADDED (NG)	MSD CONCENTRATION (NG)	MSD % REC	#	% RPD	#	QC LIMITS RPD	QC LIMITS REC.
1,1-Dichloroethene	125	121.7	97		10.7		100	80-120
Benzene	125	111.1	89		4.6		100	80-120
Trichloroethene	125	124	99		1		100	80-120
Toluene	125	130.2	104		5.9		100	80-120
Chlorobenzene	125	120.8	97		7.5		100	80-120

 # Column to be used to flag recovery and RPD values with an asterisk
*** Values outside of QC limits**

RPD: 0 **out of** 5 **outside limits**
Spike Recovery: 0 **out of** 10 **outside limits**

COMMENTS:

Beacon Environmental Services, Inc.
AIR MATRIX SPIKE/MATRIX SPIKE DUPLICATE RECOVERY

Lab Name: Beacon Environmental Services, Inc.
Project: 2315
Lab Code: BEACON **Case No,:** 2315 **SDG No.:** 2315
Matrix Spike - Sample No.: SG-I31 File: 10060150

Compound	SPIKE ADDED (NG)	SAMPLE CONCENTRATION (NG)	MS CONCENTRATION (NG)	MS % REC	#	QC LIMITS REC
1,1-Dichloroethene	125	0	108	86		80-120
Benzene	125	0	110.5	88		80-120
Trichloroethene	125	0	110	88		80-120
Toluene	125	0	119.2	95		80-120
Chlorobenzene	125	0	114.3	91		80-120

Compound	SPIKE ADDED (NG)	MSD CONCENTRATION (NG)	MSD % REC	#	% RPD	#	QC LIMITS RPD	QC LIMITS REC.
1,1-Dichloroethene	125	111.5	89		3.4		100	80-120
Benzene	125	114	91		3.4		100	80-120
Trichloroethene	125	117.2	94		6.6		100	80-120
Toluene	125	123.9	99		4.1		100	80-120
Chlorobenzene	125	120.4	96		5.3		100	80-120

 # Column to be used to flag recovery and RPD values with an asterisk
*** Values outside of QC limits**

RPD: 0 **out of** 5 **outside limits**
Spike Recovery: 0 **out of** 10 **outside limits**

COMMENTS:

Beacon Environmental Services, Inc.
AIR MATRIX SPIKE/MATRIX SPIKE DUPLICATE RECOVERY

Lab Name: Beacon Environmental Services, Inc.
Project: 2315
Lab Code: BEACON **Case No,:** 2315 **SDG No.:** 2315
Matrix Spike - Sample No.: SG-I51 File: 10060176

Compound	SPIKE ADDED (NG)	SAMPLE CONCENTRATION (NG)	MS CONCENTRATION (NG)	MS % REC	#	QC LIMITS REC
1,1-Dichloroethene	125	0	110.4	88		80-120
Benzene	125	0	109	87		80-120
Trichloroethene	125	0	118.7	95		80-120
Toluene	125	3.3	113	88		80-120
Chlorobenzene	125	0	113	90		80-120

Compound	SPIKE ADDED (NG)	MSD CONCENTRATION (NG)	MSD % REC	#	% RPD	#	QC LIMITS RPD	QC LIMITS REC.
1,1-Dichloroethene	125	113.1	90		2.2		100	80-120
Benzene	125	116.9	94		7.7		100	80-120
Trichloroethene	125	123	98		3.1		100	80-120
Toluene	125	127.2	99		11.8		100	80-120
Chlorobenzene	125	124.4	100		10.5		100	80-120

 # Column to be used to flag recovery and RPD values with an asterisk
*** Values outside of QC limits**

RPD: 0 **out of** 5 **outside limits**
Spike Recovery: 0 **out of** 10 **outside limits**

COMMENTS:

Beacon Environmental Services, Inc.
AIR MATRIX SPIKE/MATRIX SPIKE DUPLICATE RECOVERY

Lab Name: Beacon Environmental Services, Inc.
Project: 2315
Lab Code: BEACON **Case No,:** 2315 **SDG No.:** 2315
Matrix Spike - Sample SG-L1 File: 10060321.D

Compound	SPIKE ADDED (NG)	SAMPLE CONCENTRATION (NG)	MS CONCENTRATION (NG)	MS % REC	#	QC LIMITS REC
1,1-Dichloroethene	125	0	106.7	85		80-120
Benzene	125	0	111.7	89		80-120
Trichloroethene	125	0	115.2	92		80-120
Toluene	125	0	118	94		80-120
Chlorobenzene	125	0	115.9	93		80-120

 # Column to be used to flag recovery and RPD values with an asterisk
*** Values outside of QC limits**

RPD: 0 **out of** 5 **outside limits**
Spike Recovery: 0 **out of** 5 **outside limits**

COMMENTS:

Beacon Environmental Services, Inc.
AIR MATRIX SPIKE/MATRIX SPIKE DUPLICATE RECOVERY

Lab Name: Beacon Environmental Services, Inc.
Project: 2315
Lab Code: BEACON **Case No,:** 2315 **SDG No.:** 2315
Matrix Spike - Sample SG-L2 File: 10060331.D

Compound	SPIKE ADDED (NG)	SAMPLE CONCENTRATION (NG)	MS CONCENTRATION (NG)	MS % REC	#	QC LIMITS REC
1,1-Dichloroethene	125	0	110.7	89		80-120
Benzene	125	0	114.4	92		80-120
Trichloroethene	125	0	114.5	92		80-120
Toluene	125	3.8	115.7	93		80-120
Chlorobenzene	125	0	114.2	91		80-120

 # Column to be used to flag recovery and RPD values with an asterisk
*** Values outside of QC limits**

RPD: 0 **out of** 5 **outside limits**
Spike Recovery: 0 **out of** 5 **outside limits**

COMMENTS:

Beacon Environmental Services, Inc.
VOLATILE METHOD BLANK SUMMARY

SAMPLE NO
MB-1

Lab Name: Beacon Environmental Services, Inc.
Project: 2315
Lab Code: BEACON **Case No.:** 2315 **SDG No.:** 2315

Lab File ID: 10052903.D **Lab Sample ID:** mb-1
Date Analyzed: 05/29/2010 **Time Analyzed** 10:09
GC Column: vrx **ID(mm):** 0.18 **Heated Purge: (Y/N)** N
Instrument ID: tdgcms

THIS METHOD BLANK APPLIES TO THE FOLLOWING SAMPLES, MS, AND MSD:

	SAMPLE NO.	LAB SAMPLE ID	LAB FILE ID	TIME ANALYZED
01	LCS-1	lcs-1	10052904.D	5/29/10 10:28
02	DCS	DCS	10052905.D	5/29/10 10:52
03				
04				
05				
06				
07				
08				
09				
10				
11				
12				
13				
14				
15				
16				
17				
18				
19				
20				
21				
22				
23				
24				
25				
26				
27				
28				
29				
30				

Comments:

Beacon Environmental Services, Inc.
VOLATILE METHOD BLANK SUMMARY

SAMPLE NO
MB-2

Lab Name: Beacon Environmental Services, Inc.
Project: 2315
Lab Code: BEACON **Case No.:** 2315 **SDG No.:** 2315

Lab File ID: 10052920.D **Lab Sample ID:** mb-2
Date Analyzed: 05/29/2010 **Time Analyzed** 15:52
GC Column: vrx **ID(mm):** 0.18 **Heated Purge: (Y/N)** N
Instrument ID: tdgcms

THIS METHOD BLANK APPLIES TO THE FOLLOWING SAMPLES, MS, AND MSD:

	SAMPLE NO.	LAB SAMPLE ID	LAB FILE ID	TIME ANALYZED
01	LCS-2	lcs-2	10052921.D	5/29/10 16:12
02	TRIP-1	Trip-1	10052922.D	5/29/10 16:36
03	SG-AE1	SG-AE1	10052923.D	5/29/10 16:55
04	SG-AE1DUP	SG-AE1	10052924.D	5/29/10 17:15
05	SG-AE2	SG-AE2	10052925.D	5/29/10 17:34
06	SG-AE3	SG-AE3	10052926.D	5/29/10 17:54
07	SG-AE4	SG-AE4	10052927.D	5/29/10 18:14
08	SG-AE5	SG-AE5	10052928.D	5/29/10 18:33
09	SG-AE6	SG-AE6	10052929.D	5/29/10 18:52
10	SG-AE7	SG-AE7	10052930.D	5/29/10 19:12
11	SG-AE7DUP	SG-AE7	10052931.D	5/29/10 19:31
12	SG-AE8	SG-AE8	10052932.D	5/29/10 19:51
13	SG-AE9	SG-AE9	10052933.D	5/29/10 20:10
14	SG-AE10	SG-AE10	10052934.D	5/29/10 20:29
15	SG-AE11	SG-AE11	10052935.D	5/29/10 20:49
16	SG-AE12	SG-AE12	10052936.D	5/29/10 21:08
17	SG-AE13	SG-AE13	10052937.D	5/29/10 21:28
18	SG-AE14	SG-AE14	10052938.D	5/29/10 21:47
19	SG-AE15	SG-AE15	10052939.D	5/29/10 22:07
20	SG-AE15DUP	SG-AE15	10052940.D	5/29/10 22:26
21	SG-AN4	SG-AN4	10052941.D	5/29/10 22:46
22	SG-AN4MS	SG-AN4MS	10052942.D	5/29/10 23:05
23	SG-AN4MSD	SG-AN4MSD	10052943.D	5/29/10 23:25
24				
25				
26				
27				
28				
29				
30				

Comments:

Beacon Environmental Services, Inc.
VOLATILE METHOD BLANK SUMMARY

SAMPLE NO
MB-3

Lab Name: Beacon Environmental Services, Inc.
Project: 2315
Lab Code: BEACON **Case No.:** 2315 **SDG No.:** 2315

Lab File ID: 10052946.D **Lab Sample ID:** mb-3
Date Analyzed: 05/30/2010 **Time Analyzed** 00:28
GC Column: vrx **ID(mm):** 0.18 **Heated Purge: (Y/N)** N
Instrument ID: tdgcms

THIS METHOD BLANK APPLIES TO THE FOLLOWING SAMPLES, MS, AND MSD:

	SAMPLE NO.	LAB SAMPLE ID	LAB FILE ID	TIME ANALYZED
01	LCS-3	lcs-3	10052947.D	5/30/10 0:47
02	SG-AE16	SG-AE16	10052948.D	5/30/10 1:11
03	SG-AE17	SG-AE17	10052949.D	5/30/10 1:31
04	SG-AE18	SG-AE18	10052950.D	5/30/10 1:50
05	SG-AE19	SG-AE19	10052951.D	5/30/10 2:09
06	SG-AE20	SG-AE20	10052952.D	5/30/10 2:29
07	TRIP-2	Trip-2	10052953.D	5/30/10 2:48
08	SG-AE21	SG-AE21	10052954.D	5/30/10 3:08
09	SG-AE22	SG-AE22	10052955.D	5/30/10 3:27
10	SG-AE23	SG-AE23	10052956.D	5/30/10 3:47
11	SG-AE24	SG-AE24	10052957.D	5/30/10 4:06
12	SG-AE25	SG-AE25	10052958.D	5/30/10 4:26
13	SG-AE26	SG-AE26	10052959.D	5/30/10 4:46
14	SG-AE26DUP	SG-AE26	10052960.D	5/30/10 5:05
15	SG-AE27	SG-AE27	10052961.D	5/30/10 5:25
16	SG-AE28	SG-AE28	10052962.D	5/30/10 5:45
17	SG-AE29	SG-AE29	10052963.D	5/30/10 6:04
18	SG-AE30	SG-AE30	10052964.D	5/30/10 6:24
19	SG-AE31	SG-AE31	10052965.D	5/30/10 6:43
20	SG-AE31DUP	SG-AE31	10052966.D	5/30/10 7:02
21	SG-AN8	SG-AN8	10052967.D	5/30/10 7:22
22	SG-AN8MS	SG-AN8MS	10052968.D	5/30/10 7:41
23	SG-AN8MSD	SG-AN8MSD	10052969.D	5/30/10 8:00
24				
25				
26				
27				
28				
29				
30				

Comments:

Beacon Environmental Services, Inc.
VOLATILE METHOD BLANK SUMMARY

SAMPLE NO
MB-4

Lab Name: Beacon Environmental Services, Inc.
Project: 2315
Lab Code: BEACON **Case No.:** 2315 **SDG No.:** 2315

Lab File ID: 10053003.D **Lab Sample ID:** mb-4
Date Analyzed: 05/30/2010 **Time Analyzed** 12:18
GC Column: vrx **ID(mm):** 0.18 **Heated Purge: (Y/N)** N
Instrument ID: tdgcms

THIS METHOD BLANK APPLIES TO THE FOLLOWING SAMPLES, MS, AND MSD:

	SAMPLE NO.	LAB SAMPLE ID	LAB FILE ID	TIME ANALYZED
01	LCS-4	lcs-4	10053004.D	5/30/10 12:38
02	SG-AE32	SG-AE32	10053005.D	5/30/10 13:01
03	SG-AE33	SG-AE33	10053006.D	5/30/10 13:20
04	SG-AE34	SG-AE34	10053007.D	5/30/10 13:39
05	SG-AE35	SG-AE35	10053008.D	5/30/10 13:58
06	SG-AE36	SG-AE36	10053009.D	5/30/10 14:17
07	SG-AE36DUP	SG-AE36	10053010.D	5/30/10 14:37
08	SG-AE37	SG-AE37	10053011.D	5/30/10 14:56
09	SG-AE38	SG-AE38	10053012.D	5/30/10 15:15
10	SG-AE39	SG-AE39	10053013.D	5/30/10 15:34
11	SG-AE40	SG-AE40	10053014.D	5/30/10 15:53
12	SG-AE40DUP	SG-AE40	10053015.D	5/30/10 16:12
13	TRIP-3	Trip-3	10053016.D	5/30/10 16:31
14	SG-AE41	SG-AE41	10053017.D	5/30/10 16:50
15	SG-AE42	SG-AE42	10053018.D	5/30/10 17:10
16	SG-AE43	SG-AE43	10053019.D	5/30/10 17:29
17	SG-AE44	SG-AE44	10053020.D	5/30/10 17:48
18	SG-AE45	SG-AE45	10053021.D	5/30/10 18:07
19	SG-AE45DUP	SG-AE45	10053022.D	5/30/10 18:26
20	SG-AE46	SG-AE46	10053023.D	5/30/10 18:46
21	SG-AN20	SG-AN20	10053024.D	5/30/10 19:04
22	SG-AN20MS	SG-AN20	10053025.D	5/30/10 19:24
23	SG-AN20MSD	SG-AN20	10053026.D	5/30/10 19:43
24				
25				
26				
27				
28				
29				
30				

Comments:

Beacon Environmental Services, Inc.
VOLATILE METHOD BLANK SUMMARY

SAMPLE NO
MB-5

Lab Name: Beacon Environmental Services, Inc.
Project: 2315
Lab Code: BEACON **Case No.:** 2315 **SDG No.:** 2315

Lab File ID: 10053029.D **Lab Sample ID:** mb-5
Date Analyzed: 05/30/2010 **Time Analyzed** 20:44
GC Column: vrx **ID(mm):** 0.18 **Heated Purge: (Y/N)** N
Instrument ID: tdgcms

THIS METHOD BLANK APPLIES TO THE FOLLOWING SAMPLES, MS, AND MSD:

	SAMPLE NO.	LAB SAMPLE ID	LAB FILE ID	TIME ANALYZED
01	LCS-5	lcs-5	10053030.D	5/30/10 21:03
02	SG-AN1	SG-AN1	10053031.D	5/30/10 21:27
03	SG-AN2	SG-AN2	10053032.D	5/30/10 21:46
04	SG-AN3	SG-AN3	10053033.D	5/30/10 22:05
05	SG-AN5	SG-AN5	10053034.D	5/30/10 22:24
06	SG-AN6	SG-AN6	10053035.D	5/30/10 22:44
07	SG-AN7	SG-AN7	10053036.D	5/30/10 23:03
08	SG-AN7DUP	SG-AN7	10053037.D	5/30/10 23:22
09	SG-AN9	SG-AN9	10053038.D	5/30/10 23:41
10	SG-AN10	SG-AN10	10053039.D	5/31/10 0:00
11	SG-AN11	SG-AN11	10053040.D	5/31/10 0:20
12	SG-AN12	SG-AN12	10053041.D	5/31/10 0:39
13	SG-AN13	SG-AN13	10053042.D	5/31/10 0:58
14	SG-AN14	SG-AN14	10053043.D	5/31/10 1:17
15	SG-AN15	SG-AN15	10053044.D	5/31/10 1:36
16	SG-AN16	SG-AN16	10053045.D	5/31/10 1:55
17	SG-AN17	SG-AN17	10053046.D	5/31/10 2:14
18	SG-AN18	SG-AN18	10053047.D	5/31/10 2:33
19	SG-AN19	SG-AN19	10053048.D	5/31/10 2:52
20	SG-AN19DUP	SG-AN19	10053049.D	5/31/10 3:11
21	SG-AN33	SG-AN33	10053050.D	5/31/10 3:31
22	SG-AN33MS	SG-AN33	10053051.D	5/31/10 3:50
23	SG-AN33MSD	SG-AN33	10053052.D	5/31/10 4:09
24				
25				
26				
27				
28				
29				
30				

Comments:

Beacon Environmental Services, Inc.
VOLATILE METHOD BLANK SUMMARY

SAMPLE NO
MB-6

Lab Name: Beacon Environmental Services, Inc.
Project: 2315
Lab Code: BEACON **Case No.:** 2315 **SDG No.:** 2315

Lab File ID: 10053055.D **Lab Sample ID:** mb-6
Date Analyzed: 05/31/2010 **Time Analyzed** 05:11
GC Column: vrx **ID(mm):** 0.18 **Heated Purge: (Y/N)** N
Instrument ID: tdgcms

THIS METHOD BLANK APPLIES TO THE FOLLOWING SAMPLES, MS, AND MSD:

	SAMPLE NO.	LAB SAMPLE ID	LAB FILE ID	TIME ANALYZED
01	LCS-6	lcs-6	10053056.D	5/31/10 5:30
02	TRIP-4	Trip-4	10053057.D	5/31/10 5:54
03	SG-AN21	SG-AN21	10053058.D	5/31/10 6:13
04	SG-AN22	SG-AN22	10053059.D	5/31/10 6:32
05	SG-AN23	SG-AN23	10053060.D	5/31/10 6:51
06	SG-AN24	SG-AN24	10053061.D	5/31/10 7:10
07	SG-AN25	SG-AN25	10053062.D	5/31/10 7:29
08	SG-AN26	SG-AN26	10053063.D	5/31/10 7:48
09	SG-AN27	SG-AN27	10053064.D	5/31/10 8:07
10	SG-AN28	SG-AN28	10053065.D	5/31/10 8:26
11	SG-AN29	SG-AN29	10053066.D	5/31/10 8:46
12	SG-AN30	SG-AN30	10053067.D	5/31/10 9:05
13	SG-AN31	SG-AN31	10053068.D	5/31/10 9:24
14	SG-AN32	SG-AN32	10053069.D	5/31/10 9:43
15	SG-AN34	SG-AN34	10053070.D	5/31/10 10:02
16	SG-AN35	SG-AN35	10053071.D	5/31/10 10:21
17	SG-AW1	SG-AW1	10053072.D	5/31/10 10:41
18	SG-AW1DUP	SG-AW1	10053073.D	5/31/10 11:00
19	SG-AW2	SG-AW2	10053074.D	5/31/10 11:19
20	SG-AW3	SG-AW3	10053075.D	5/31/10 11:38
21	SG-AW12	SG-AW12	10053076.D	5/31/10 11:58
22	SG-AW12MS	SG-AW12	10053077.D	5/31/10 12:17
23	SG-AW12MSD	SG-AW12	10053078.D	5/31/10 12:36
24				
25				
26				
27				
28				
29				
30				

Comments:

Beacon Environmental Services, Inc.
VOLATILE METHOD BLANK SUMMARY

SAMPLE NO
MB-7

Lab Name: Beacon Environmental Services, Inc.
Project: 2315
Lab Code: BEACON **Case No.:** 2315 **SDG No.:** 2315

Lab File ID: 10053103.D **Lab Sample ID:** mb-7
Date Analyzed: 05/31/2010 **Time Analyzed** 14:01
GC Column: vrx **ID(mm):** 0.18 **Heated Purge: (Y/N)** N
Instrument ID: tdgcms

THIS METHOD BLANK APPLIES TO THE FOLLOWING SAMPLES, MS, AND MSD:

	SAMPLE NO.	LAB SAMPLE ID	LAB FILE ID	TIME ANALYZED
01	LCS-7	lcs-7	10053104.D	5/31/10 14:20
02	SG-AW4	SG-AW4	10053105.D	5/31/10 14:43
03	SG-AW5	SG-AW5	10053106.D	5/31/10 15:03
04	SG-AW6	SG-AW6	10053107.D	5/31/10 15:22
05	SG-AW7	SG-AW7	10053108.D	5/31/10 15:42
06	SG-AW8	SG-AW8	10053109.D	5/31/10 16:01
07	SG-AW9	SG-AW9	10053110.D	5/31/10 16:21
08	SG-AW10	SG-AW10	10053111.D	5/31/10 16:40
09	SG-AW11	SG-AW11	10053112.D	5/31/10 17:00
10	SG-AW11DUP	SG-AW11	10053113.D	5/31/10 17:19
11	SG-AW13	SG-AW13	10053114.D	5/31/10 17:39
12	SG-AW14	SG-AW14	10053115.D	5/31/10 17:59
13	SG-AW15	SG-AW15	10053116.D	5/31/10 18:18
14	SG-AW16	SG-AW16	10053117.D	5/31/10 18:37
15	SG-AW17	SG-AW17	10053118.D	5/31/10 18:57
16	SG-AW18	SG-AW18	10053119.D	5/31/10 19:16
17	SG-AW19	SG-AW19	10053120.D	5/31/10 19:36
18	SG-AW20	SG-AW20	10053121.D	5/31/10 19:55
19	TRIP-5	Trip-5	10053122.D	5/31/10 20:15
20	SG-AW21	SG-AW21	10053123.D	5/31/10 20:34
21	SG-AW39	SG-AW39	10053124.D	5/31/10 20:53
22	SG-AW39MS	SG-AW39	10053125.D	5/31/10 21:13
23	SG-AW39MSD	SG-AW39	10053126.D	5/31/10 21:33
24				
25				
26				
27				
28				
29				
30				

Comments:

Beacon Environmental Services, Inc.
VOLATILE METHOD BLANK SUMMARY

SAMPLE NO
MB-8

Lab Name: Beacon Environmental Services, Inc.
Project: 2315
Lab Code: BEACON **Case No.:** 2315 **SDG No.:** 2315

Lab File ID: 10053129.D **Lab Sample ID:** mb-8
Date Analyzed: 05/31/2010 **Time Analyzed** 22:36
GC Column: vrx **ID(mm):** 0.18 **Heated Purge: (Y/N)** N
Instrument ID: tdgcms

THIS METHOD BLANK APPLIES TO THE FOLLOWING SAMPLES, MS, AND MSD:

	SAMPLE NO.	LAB SAMPLE ID	LAB FILE ID	TIME ANALYZED
01	LCS-8	lcs-8	10053130.D	5/31/10 22:55
02	SG-AW22	SG-AW22	10053131.D	5/31/10 23:19
03	SG-AW23	SG-AW23	10053132.D	5/31/10 23:39
04	SG-AW23DUP	SG-AW23	10053133.D	5/31/10 23:58
05	SG-AW24	SG-AW24	10053134.D	6/1/10 0:17
06	SG-AW25	SG-AW25	10053135.D	6/1/10 0:37
07	SG-AW26	SG-AW26	10053136.D	6/1/10 0:56
08	SG-AW27	SG-AW27	10053137.D	6/1/10 1:16
09	SG-AW28	SG-AW28	10053138.D	6/1/10 1:35
10	SG-AW29	SG-AW29	10053139.D	6/1/10 1:55
11	SG-AW30	SG-AW30	10053140.D	6/1/10 2:14
12	SG-AW31	SG-AW31	10053141.D	6/1/10 2:34
13	SG-AW32	SG-AW32	10053142.D	6/1/10 2:53
14	SG-AW32DUP	SG-AW32	10053143.D	6/1/10 3:13
15	SG-AW33	SG-AW33	10053144.D	6/1/10 3:32
16	SG-AW34	SG-AW34	10053145.D	6/1/10 3:52
17	SG-AW35	SG-AW35	10053146.D	6/1/10 4:11
18	SG-AW35DUP	SG-AW35	10053147.D	6/1/10 4:31
19	SG-AW36	SG-AW36	10053148.D	6/1/10 4:51
20	SG-AW37	SG-AW37	10053149.D	6/1/10 5:10
21	SG-AW61	SG-AW61	10053150.D	6/1/10 5:30
22	SG-AW61MS	SG-AW61	10053151.D	6/1/10 5:49
23	SG-AW61MSD	SG-AW61	10053152.D	6/1/10 6:08
24				
25				
26				
27				
28				
29				
30				

Comments:

Beacon Environmental Services, Inc.
VOLATILE METHOD BLANK SUMMARY

SAMPLE NO
MB-9

Lab Name: Beacon Environmental Services, Inc.
Project: 2315
Lab Code: BEACON **Case No.:** 2315 **SDG No.:** 2315

Lab File ID: 10053155.D **Lab Sample ID:** mb-9
Date Analyzed: 06/01/2010 **Time Analyzed** 07:11
GC Column: vrx **ID(mm):** 0.18 **Heated Purge: (Y/N)** N
Instrument ID: tdgcms

THIS METHOD BLANK APPLIES TO THE FOLLOWING SAMPLES, MS, AND MSD:

	SAMPLE NO.	LAB SAMPLE ID	LAB FILE ID	TIME ANALYZED
01	LCS-9	lcs-9	10053156.D	6/1/10 7:31
02	TRIP-6	Trip-6	10053157.D	6/1/10 7:54
03	SG-AW38	SG-AW38	10053158.D	6/1/10 8:14
04	SG-AW40	SG-AW40	10053159.D	6/1/10 8:33
05	SG-AW41	SG-AW41	10053160.D	6/1/10 8:53
06	SG-AW42	SG-AW42	10053161.D	6/1/10 9:12
07	SG-AW43	SG-AW43	10053162.D	6/1/10 9:32
08	SG-AW44	SG-AW44	10053163.D	6/1/10 9:51
09	SG-AW45	SG-AW45	10053164.D	6/1/10 10:11
10	SG-AW46	SG-AW46	10053165.D	6/1/10 10:30
11	SG-AW47	SG-AW47	10053166.D	6/1/10 10:50
12	SG-AW48	SG-AW48	10053167.D	6/1/10 11:10
13	SG-AW49	SG-AW49	10053168.D	6/1/10 11:29
14	SG-AW50	SG-AW50	10053169.D	6/1/10 11:49
15	SG-AW51	SG-AW51	10053170.D	6/1/10 12:08
16	SG-AW52	SG-AW52	10053171.D	6/1/10 12:28
17	SG-AW52	SG-AW52	10053172.D	6/1/10 12:47
18	SG-AW53	SG-AW53	10053173.D	6/1/10 13:07
19	SG-AW54	SG-AW54	10053174.D	6/1/10 13:26
20	SG-AW55	SG-AW55	10053175.D	6/1/10 13:45
21	SG-I4	SG-I4	10053176.D	6/1/10 14:05
22	SG-I4MS	SG-I4	10053177.D	6/1/10 14:24
23	SG-I4MSD	SG-I4	10053178.D	6/1/10 14:43
24				
25				
26				
27				
28				
29				
30				

Comments:

Beacon Environmental Services, Inc.
VOLATILE METHOD BLANK SUMMARY

SAMPLE NO
MB-10

Lab Name: Beacon Environmental Services, Inc.
Project: 2315
Lab Code: BEACON **Case No.:** 2315 **SDG No.:** 2315

Lab File ID: 10060103.D **Lab Sample ID:** mb-10
Date Analyzed: 06/01/2010 **Time Analyzed** 17:25
GC Column: vrx **ID(mm):** 0.18 **Heated Purge: (Y/N)** N
Instrument ID: tdgcms

THIS METHOD BLANK APPLIES TO THE FOLLOWING SAMPLES, MS, AND MSD:

	SAMPLE NO.	LAB SAMPLE ID	LAB FILE ID	TIME ANALYZED
01	LCS-10	lcs-10	10060104.D	6/1/10 17:45
02	SG-AW56	SG-AW56	10060105.D	6/1/10 18:09
03	SG-AW57	SG-AW57	10060106.D	6/1/10 18:28
04	SG-AW58	SG-AW58	10060107.D	6/1/10 18:48
05	SG-AW59	SG-AW59	10060108.D	6/1/10 19:07
06	SG-AW60	SG-AW60	10060109.D	6/1/10 19:27
07	SG-AW63	SG-AW63	10060110.D	6/1/10 19:46
08	SG-AW63DUP	SG-AW63	10060111.D	6/1/10 20:06
09	SG-AW64	SG-AW64	10060112.D	6/1/10 20:25
10	SG-AW65	SG-AW65	10060113.D	6/1/10 20:45
11	SG-FHE1	SG-FHE1	10060114.D	6/1/10 21:04
12	SG-FHE2	SG-FHE2	10060115.D	6/1/10 21:23
13	SG-FHE3	SG-FHE3	10060116.D	6/1/10 21:43
14	SG-FHE4	SG-FHE4	10060117.D	6/1/10 22:02
15	SG-FHE4DUP	SG-FHE4	10060118.D	6/1/10 22:22
16	SG-I1	SG-I1	10060119.D	6/1/10 22:41
17	SG-I1DUP	SG-I1	10060120.D	6/1/10 23:01
18	SG-I2	SG-I2	10060121.D	6/1/10 23:20
19	SG-I3	SG-I3	10060122.D	6/1/10 23:39
20	SG-I5	SG-I5	10060123.D	6/1/10 23:59
21	SG-I11	SG-I11	10060124.D	6/2/10 0:18
22	SG-I11MS	SG-I11	10060125.D	6/2/10 0:38
23	SG-I11MSD	SG-I11	10060126.D	6/2/10 0:57
24				
25				
26				
27				
28				
29				
30				

Comments:

Beacon Environmental Services, Inc.
VOLATILE METHOD BLANK SUMMARY

SAMPLE NO
MB-11

Lab Name: Beacon Environmental Services, Inc.
Project: 2315
Lab Code: BEACON **Case No.:** 2315 **SDG No.:** 2315

Lab File ID: 10060129.D **Lab Sample ID:** mb-11
Date Analyzed: 06/02/2010 **Time Analyzed** 02:00
GC Column: vrx **ID(mm):** 0.18 **Heated Purge: (Y/N)** N
Instrument ID: tdgcms

THIS METHOD BLANK APPLIES TO THE FOLLOWING SAMPLES, MS, AND MSD:

	SAMPLE NO.	LAB SAMPLE ID	LAB FILE ID	TIME ANALYZED
01	LCS-11	lcs-11	10060130.D	6/2/10 2:20
02	TRIP-7	Trip-7	10060131.D	6/2/10 2:43
03	SG-I6	SG-I6	10060132.D	6/2/10 3:03
04	SG-I7	SG-I7	10060133.D	6/2/10 3:22
05	SG-I8	SG-I8	10060134.D	6/2/10 3:42
06	SG-I9	SG-I9	10060135.D	6/2/10 4:01
07	SG-I10	SG-I10	10060136.D	6/2/10 4:20
08	SG-I10DUP	SG-I10	10060137.D	6/2/10 4:40
09	SG-I12	SG-I12	10060138.D	6/2/10 4:59
10	SG-I13	SG-I13	10060139.D	6/2/10 5:19
11	SG-I14	SG-I14	10060140.D	6/2/10 5:38
12	SG-I15	SG-I15	10060141.D	6/2/10 5:58
13	SG-I16	SG-I16	10060142.D	6/2/10 6:17
14	SG-I17	SG-I17	10060143.D	6/2/10 6:37
15	SG-I18	SG-I18	10060144.D	6/2/10 6:56
16	SG-I19	SG-I19	10060145.D	6/2/10 7:16
17	SG-I20	SG-I20	10060146.D	6/2/10 7:35
18	SG-I21	SG-I21	10060147.D	6/2/10 7:55
19	SG-I22	SG-I22	10060148.D	6/2/10 8:14
20	SG-I23	SG-I23	10060149.D	6/2/10 8:34
21	SG-I31	SG-I31	10060150.D	6/2/10 8:53
22	SG-I31MS	SG-I31	10060151.D	6/2/10 9:12
23	SG-I31MSD	SG-I31	10060152.D	6/2/10 9:32
24				
25				
26				
27				
28				
29				
30				

Comments:

Beacon Environmental Services, Inc.
VOLATILE METHOD BLANK SUMMARY

SAMPLE NO
MB-12

Lab Name: Beacon Environmental Services, Inc.
Project: 2315
Lab Code: BEACON **Case No.:** 2315 **SDG No.:** 2315

Lab File ID: 10060155.D **Lab Sample ID:** mb-12
Date Analyzed: 06/02/2010 **Time Analyzed** 10:34
GC Column: vrx **ID(mm):** 0.18 **Heated Purge: (Y/N)** N
Instrument ID: tdgcms

THIS METHOD BLANK APPLIES TO THE FOLLOWING SAMPLES, MS, AND MSD:

	SAMPLE NO.	LAB SAMPLE ID	LAB FILE ID	TIME ANALYZED
01	LCS-12	lcs-12	10060156.D	6/2/10 10:54
02	TRIP-8	Trip-8	10060157.D	6/2/10 11:18
03	SG-I24	SG-I24	10060158.D	6/2/10 11:37
04	SG-I25	SG-I25	10060159.D	6/2/10 11:57
05	SG-I26	SG-I26	10060160.D	6/2/10 12:16
06	SG-I27	SG-I27	10060161.D	6/2/10 12:36
07	SG-I28	SG-I28	10060162.D	6/2/10 12:55
08	SG-I29	SG-I29	10060163.D	6/2/10 13:15
09	SG-I30	SG-I30	10060164.D	6/2/10 13:35
10	SG-I32	SG-I32	10060165.D	6/2/10 13:54
11	SG-I33	SG-I33	10060166.D	6/2/10 14:13
12	SG-I34	SG-I34	10060167.D	6/2/10 14:33
13	SG-I35	SG-I35	10060168.D	6/2/10 14:52
14	SG-I36	SG-I36	10060169.D	6/2/10 15:12
15	SG-I37	SG-I37	10060170.D	6/2/10 15:31
16	SG-I38	SG-I38	10060171.D	6/2/10 15:51
17	SG-I39	SG-I39	10060172.D	6/2/10 16:10
18	SG-I40	SG-I40	10060173.D	6/2/10 16:30
19	SG-I41	SG-I41	10060174.D	6/2/10 16:49
20	SG-I42	SG-I42	10060175.D	6/2/10 17:09
21	SG-I51	SG-I51	10060176.D	6/2/10 17:28
22	SG-I51MS	SG-I51	10060177.D	6/2/10 17:48
23	SG-I51MSD	SG-I51	10060178.D	6/2/10 18:08
24				
25				
26				
27				
28				
29				
30				

Comments:

Beacon Environmental Services, Inc.
VOLATILE METHOD BLANK SUMMARY

SAMPLE NO
MB-13

Lab Name: Beacon Environmental Services, Inc.
Project: 2315
Lab Code: BEACON **Case No.:** 2315 **SDG No.:** 2315

Lab File ID: 10060303.D **Lab Sample ID:** mb-13
Date Analyzed: 06/03/2010 **Time Analyzed** 09:20
GC Column: vrx **ID(mm):** 0.18 **Heated Purge: (Y/N)** N
Instrument ID: tdgcms

THIS METHOD BLANK APPLIES TO THE FOLLOWING SAMPLES, MS, AND MSD:

	SAMPLE NO.	LAB SAMPLE ID	LAB FILE ID	TIME ANALYZED
01	LCS-13	lcs-13	10060304.D	6/3/10 9:40
02	TRIP-9	Trip-9	10060305.D	6/3/10 10:03
03	AA-1	AA-1	10060306.D	6/3/10 10:23
04	SG-I43	SG-I43	10060307.D	6/3/10 10:42
05	SG-I44	SG-I44	10060308.D	6/3/10 11:02
06	SG-I45	SG-I45	10060309.D	6/3/10 11:21
07	SG-I46	SG-I46	10060310.D	6/3/10 11:41
08	SG-I46DUP	SG-I46	10060311.D	6/3/10 12:00
09	SG-I47	SG-I47	10060312.D	6/3/10 12:20
10	SG-I48	SG-I48	10060313.D	6/3/10 12:39
11	SG-I49	SG-I49	10060314.D	6/3/10 12:59
12	SG-I50	SG-I50	10060315.D	6/3/10 13:18
13	SG-I52	SG-I52	10060316.D	6/3/10 13:37
14	SG-I53	SG-I53	10060317.D	6/3/10 13:57
15	SG-I54	SG-I54	10060318.D	6/3/10 14:16
16	SG-KM1	SG-KM1	10060319.D	6/3/10 14:36
17	SG-KM3	SG-KM3	10060320.D	6/3/10 14:55
18	SG-L1	SG-L1	10060321.D	6/3/10 15:15
19	SG-L1MS	SG-L1	10060322.D	6/3/10 15:34
20				
21				
22				
23				
24				
25				
26				
27				
28				
29				
30				

Comments:

Beacon Environmental Services, Inc.
VOLATILE METHOD BLANK SUMMARY

SAMPLE NO
MB-14

Lab Name: Beacon Environmental Services, Inc.
Project: 2315
Lab Code: BEACON **Case No.:** 2315 **SDG No.:** 2315

Lab File ID: 10060325.D **Lab Sample ID:** mb-14
Date Analyzed: 06/03/2010 **Time Analyzed** 16:37
GC Column: vrx **ID(mm):** 0.18 **Heated Purge: (Y/N)** N
Instrument ID: tdgcms

THIS METHOD BLANK APPLIES TO THE FOLLOWING SAMPLES, MS, AND MSD:

	SAMPLE NO.	LAB SAMPLE ID	LAB FILE ID	TIME ANALYZED
01	LCS-14	lcs-14	10060326.D	6/3/10 16:56
02	AA-2	AA-2	10060327.D	6/3/10 17:20
03	SG-KM2	SG-KM2	10060328.D	6/3/10 17:40
04	SG-KM2DUP	SG-KM2	10060329.D	6/3/10 17:59
05	SG-L2	SG-L2	10060330.D	6/3/10 18:19
06	SG-L2MS	SG-L2	10060331.D	6/3/10 18:38
07				
08				
09				
10				
11				
12				
13				
14				
15				
16				
17				
18				
19				
20				
21				
22				
23				
24				
25				
26				
27				
28				
29				
30				

Comments:

Beacon Environmental Services, Inc.
SEMIVOLATILE ORGANIC VOLATILE ORGANIC INSTRUMENT PERFORMANCE CHECK
BROMOFLUOROBENZENE (BFB)

Lab Name: Beacon Environmental Services, Inc.
Project: 2315
Lab Code: BEACON **Case No.:** 2315 **SDG No.:** 2315

Lab File ID: 10052901.D **BFB Injection Date:** 05/29/2010 **Time:** 09:26

Instrument: tdgcms **GC Column:** vrx **ID:** 0.18 **(mm)**

m/e	ION ABUNDANCE CRITERIA	% RELATIVE ABUNDANCE
50	8.0 - 40.0% of mass 95	17.1
75	30.0 - 66.0% of mass 95	45.2
95	Base peak, 100% relative abundance	100.0
96	5.0 - 9.0% of mass 95	6.8
173	Less than 2.0% of mass 174	0.0 (0.0)1
174	50.0 - 120.0% of mass 95	95.2
175	4.0 - 9.0 % of mass 174	7.1 (7.5)1
176	93.0 - 101.0% of mass 174	92.9 (97.6)1
177	5.0 - 9.0% of mass 176	6.3 (6.8)2

1-Value is % mass 174 2-Value is % mass 176

THIS CHECK APPLIES TO THE FOLLOWING SAMPLES, MS, MSD, BLANKS, AND STANDARDS:

	SAMPLE NO.	LAB SAMPLE ID	LAB FILE ID	DATE ANALYZED	TIME ANALYZED
01	CCV-1	ccv-1	10052902.D	5/29/2010	09:45
02	MB-1	mb-1	10052903.D	5/29/2010	10:09
03	LCS-1	lcs-1	10052904.D	5/29/2010	10:28
04	DCS	DCS	10052905.D	5/29/2010	10:52
05					
06					
07					
08					
09					
10					
11					
12					
13					
14					
15					
16					
17					
18					
19					
20					
21					
22					

Beacon Environmental Services, Inc.
SEMIVOLATILE ORGANIC VOLATILE ORGANIC INSTRUMENT PERFORMANCE CHECK
BROMOFLUOROBENZENE (BFB)

Lab Name: Beacon Environmental Services, Inc.
Project: 2315
Lab Code: BEACON **Case No.:** 2315 **SDG No.:** 2315

Lab File ID: 10052918.D **BFB Injection Date:** 05/29/2010 **Time:** 15:09

Instrument: tdgcms **GC Column:** vrx **ID:** 0.18 **(mm)**

m/e	ION ABUNDANCE CRITERIA	% RELATIVE ABUNDANCE
50	8.0 - 40.0% of mass 95	17.3
75	30.0 - 66.0% of mass 95	45.7
95	Base peak, 100% relative abundance	100.0
96	5.0 - 9.0% of mass 95	6.9
173	Less than 2.0% of mass 174	0.0 (0.0)1
174	50.0 - 120.0% of mass 95	99.2
175	4.0 - 9.0 % of mass 174	7.2 (7.2)1
176	93.0 - 101.0% of mass 174	96.1 (96.9)1
177	5.0 - 9.0% of mass 176	6.6 (6.9)2

1-Value is % mass 174 2-Value is % mass 176

THIS CHECK APPLIES TO THE FOLLOWING SAMPLES, MS, MSD, BLANKS, AND STANDARDS:

	SAMPLE NO.	LAB SAMPLE ID	LAB FILE ID	DATE ANALYZED	TIME ANALYZED
01	CCV-2	ccv-2	10052919.D	5/29/2010	15:29
02	MB-2	mb-2	10052920.D	5/29/2010	15:52
03	LCS-2	lcs-2	10052921.D	5/29/2010	16:12
04	TRIP-1	Trip-1	10052922.D	5/29/2010	16:36
05	SG-AE1	SG-AE1	10052923.D	5/29/2010	16:55
06	SG-AE1DUP	SG-AE1	10052924.D	5/29/2010	17:15
07	SG-AE2	SG-AE2	10052925.D	5/29/2010	17:34
08	SG-AE3	SG-AE3	10052926.D	5/29/2010	17:54
09	SG-AE4	SG-AE4	10052927.D	5/29/2010	18:14
10	SG-AE5	SG-AE5	10052928.D	5/29/2010	18:33
11	SG-AE6	SG-AE6	10052929.D	5/29/2010	18:52
12	SG-AE7	SG-AE7	10052930.D	5/29/2010	19:12
13	SG-AE7DUP	SG-AE7	10052931.D	5/29/2010	19:31
14	SG-AE8	SG-AE8	10052932.D	5/29/2010	19:51
15	SG-AE9	SG-AE9	10052933.D	5/29/2010	20:10
16	SG-AE10	SG-AE10	10052934.D	5/29/2010	20:29
17	SG-AE11	SG-AE11	10052935.D	5/29/2010	20:49
18	SG-AE12	SG-AE12	10052936.D	5/29/2010	21:08
19	SG-AE13	SG-AE13	10052937.D	5/29/2010	21:28
20	SG-AE14	SG-AE14	10052938.D	5/29/2010	21:47
21	SG-AE15	SG-AE15	10052939.D	5/29/2010	22:07
22	SG-AE15DUP	SG-AE15	10052940.D	5/29/2010	22:26
23	SG-AN4	SG-AN4	10052941.D	5/29/2010	22:46
24	SG-AN4MS	SG-AN4MS	10052942.D	5/29/2010	23:05
25	SG-AN4MSD	SG-AN4MSD	10052943.D	5/29/2010	23:25

Beacon Environmental Services, Inc.
SEMIVOLATILE ORGANIC VOLATILE ORGANIC INSTRUMENT PERFORMANCE CHECK
BROMOFLUOROBENZENE (BFB)

Lab Name: Beacon Environmental Services, Inc.
Project: 2315
Lab Code: BEACON **Case No.:** 2315 **SDG No.:** 2315

Lab File ID: 10052944.D **BFB Injection Date:** 05/29/2010 **Time:** 23:45

Instrument: tdgcms **GC Column:** vrx **ID:** 0.18 **(mm)**

m/e	ION ABUNDANCE CRITERIA	% RELATIVE ABUNDANCE
50	8.0 - 40.0% of mass 95	18.0
75	30.0 - 66.0% of mass 95	46.0
95	Base peak, 100% relative abundance	100.0
96	5.0 - 9.0% of mass 95	7.1
173	Less than 2.0% of mass 174	0.0 (0.0)1
174	50.0 - 120.0% of mass 95	92.9
175	4.0 - 9.0 % of mass 174	6.7 (7.3)1
176	93.0 - 101.0% of mass 174	88.8 (95.6)1
177	5.0 - 9.0% of mass 176	6.1 (6.9)2

1-Value is % mass 174 2-Value is % mass 176

THIS CHECK APPLIES TO THE FOLLOWING SAMPLES, MS, MSD, BLANKS, AND STANDARDS:

	SAMPLE NO.	LAB SAMPLE ID	LAB FILE ID	DATE ANALYZED	TIME ANALYZED
01	CCV-3	ccv-3	10052945.D	5/30/2010	00:04
02	MB-3	mb-3	10052946.D	5/30/2010	00:28
03	LCS-3	lcs-3	10052947.D	5/30/2010	00:47
04	SG-AE16	SG-AE16	10052948.D	5/30/2010	01:11
05	SG-AE17	SG-AE17	10052949.D	5/30/2010	01:31
06	SG-AE18	SG-AE18	10052950.D	5/30/2010	01:50
07	SG-AE19	SG-AE19	10052951.D	5/30/2010	02:09
08	SG-AE20	SG-AE20	10052952.D	5/30/2010	02:29
09	TRIP-2	Trip-2	10052953.D	5/30/2010	02:48
10	SG-AE21	SG-AE21	10052954.D	5/30/2010	03:08
11	SG-AE22	SG-AE22	10052955.D	5/30/2010	03:27
12	SG-AE23	SG-AE23	10052956.D	5/30/2010	03:47
13	SG-AE24	SG-AE24	10052957.D	5/30/2010	04:06
14	SG-AE25	SG-AE25	10052958.D	5/30/2010	04:26
15	SG-AE26	SG-AE26	10052959.D	5/30/2010	04:46
16	SG-AE26DUP	SG-AE26	10052960.D	5/30/2010	05:05
17	SG-AE27	SG-AE27	10052961.D	5/30/2010	05:25
18	SG-AE28	SG-AE28	10052962.D	5/30/2010	05:45
19	SG-AE29	SG-AE29	10052963.D	5/30/2010	06:04
20	SG-AE30	SG-AE30	10052964.D	5/30/2010	06:24
21	SG-AE31	SG-AE31	10052965.D	5/30/2010	06:43
22	SG-AE31DUP	SG-AE31	10052966.D	5/30/2010	07:02
23	SG-AN8	SG-AN8	10052967.D	5/30/2010	7:22
24	SG-AN8MS	SG-AN8MS	10052968.D	5/30/2010	7:41
25	SG-AN8MSD	SG-AN8MSD	10052969.D	5/30/2010	8:00

Beacon Environmental Services, Inc.
SEMIVOLATILE ORGANIC VOLATILE ORGANIC INSTRUMENT PERFORMANCE CHECK
BROMOFLUOROBENZENE (BFB)

Lab Name: Beacon Environmental Services, Inc.
Project: 2315
Lab Code: BEACON **Case No.:** 2315 **SDG No.:** 2315

Lab File ID: 10053001.D **BFB Injection Date:** 05/30/2010 **Time:** 11:36

Instrument: tdgcms **GC Column:** vrx **ID:** 0.18 **(mm)**

m/e	ION ABUNDANCE CRITERIA	% RELATIVE ABUNDANCE
50	8.0 - 40.0% of mass 95	17.2
75	30.0 - 66.0% of mass 95	45.8
95	Base peak, 100% relative abundance	100.0
96	5.0 - 9.0% of mass 95	6.8
173	Less than 2.0% of mass 174	0.0 (0.0)1
174	50.0 - 120.0% of mass 95	99.7
175	4.0 - 9.0 % of mass 174	7.4 (7.4)1
176	93.0 - 101.0% of mass 174	97.5 (97.8)1
177	5.0 - 9.0% of mass 176	6.5 (6.7)2

1-Value is % mass 174 2-Value is % mass 176

THIS CHECK APPLIES TO THE FOLLOWING SAMPLES, MS, MSD, BLANKS, AND STANDARDS:

	SAMPLE NO.	LAB SAMPLE ID	LAB FILE ID	DATE ANALYZED	TIME ANALYZED
01	CCV-4	ccv-4	10053002.D	5/30/2010	11:55
02	MB-4	mb-4	10053003.D	5/30/2010	12:18
03	LCS-4	lcs-4	10053004.D	5/30/2010	12:38
04	SG-AE32	SG-AE32	10053005.D	5/30/2010	13:01
05	SG-AE33	SG-AE33	10053006.D	5/30/2010	13:20
06	SG-AE34	SG-AE34	10053007.D	5/30/2010	13:39
07	SG-AE35	SG-AE35	10053008.D	5/30/2010	13:58
08	SG-AE36	SG-AE36	10053009.D	5/30/2010	14:17
09	SG-AE36DUP	SG-AE36	10053010.D	5/30/2010	14:37
10	SG-AE37	SG-AE37	10053011.D	5/30/2010	14:56
11	SG-AE38	SG-AE38	10053012.D	5/30/2010	15:15
12	SG-AE39	SG-AE39	10053013.D	5/30/2010	15:34
13	SG-AE40	SG-AE40	10053014.D	5/30/2010	15:53
14	SG-AE40DUP	SG-AE40	10053015.D	5/30/2010	16:12
15	TRIP-3	Trip-3	10053016.D	5/30/2010	16:31
16	SG-AE41	SG-AE41	10053017.D	5/30/2010	16:50
17	SG-AE42	SG-AE42	10053018.D	5/30/2010	17:10
18	SG-AE43	SG-AE43	10053019.D	5/30/2010	17:29
19	SG-AE44	SG-AE44	10053020.D	5/30/2010	17:48
20	SG-AE45	SG-AE45	10053021.D	5/30/2010	18:07
21	SG-AE45DUP	SG-AE45	10053022.D	5/30/2010	18:26
22	SG-AE46	SG-AE46	10053023.D	5/30/2010	18:46
23	SG-AN20	SG-AN20	10053024.D	5/30/2010	19:04
24	SG-AN20MS	SG-AN20	10053025.D	5/30/2010	19:24
25	SG-AN20MSD	SG-AN20	10053026.D	5/30/2010	19:43

Beacon Environmental Services, Inc.
SEMIVOLATILE ORGANIC VOLATILE ORGANIC INSTRUMENT PERFORMANCE CHECK
BROMOFLUOROBENZENE (BFB)

Lab Name: Beacon Environmental Services, Inc.
Project: 2315
Lab Code: BEACON **Case No.:** 2315 **SDG No.:** 2315

Lab File ID: 10053027.D **BFB Injection Date:** 05/30/2010 **Time:** 20:02

Instrument: tdgcms **GC Column:** vrx **ID:** 0.18 **(mm)**

m/e	ION ABUNDANCE CRITERIA	% RELATIVE ABUNDANCE
50	8.0 - 40.0% of mass 95	17.5
75	30.0 - 66.0% of mass 95	45.6
95	Base peak, 100% relative abundance	100.0
96	5.0 - 9.0% of mass 95	6.9
173	Less than 2.0% of mass 174	0.0 (0.0)1
174	50.0 - 120.0% of mass 95	93.7
175	4.0 - 9.0 % of mass 174	7.0 (7.4)1
176	93.0 - 101.0% of mass 174	91.7 (97.9)1
177	5.0 - 9.0% of mass 176	6.2 (6.8)2

1-Value is % mass 174 2-Value is % mass 176

THIS CHECK APPLIES TO THE FOLLOWING SAMPLES, MS, MSD, BLANKS, AND STANDARDS:

	SAMPLE NO.	LAB SAMPLE ID	LAB FILE ID	DATE ANALYZED	TIME ANALYZED
01	CCV-5	ccv-5	10053028.D	5/30/2010	20:21
02	MB-5	mb-5	10053029.D	5/30/2010	20:44
03	LCS-5	lcs-5	10053030.D	5/30/2010	21:03
04	SG-AN1	SG-AN1	10053031.D	5/30/2010	21:27
05	SG-AN2	SG-AN2	10053032.D	5/30/2010	21:46
06	SG-AN3	SG-AN3	10053033.D	5/30/2010	22:05
07	SG-AN5	SG-AN5	10053034.D	5/30/2010	22:24
08	SG-AN6	SG-AN6	10053035.D	5/30/2010	22:44
09	SG-AN7	SG-AN7	10053036.D	5/30/2010	23:03
10	SG-AN7DUP	SG-AN7	10053037.D	5/30/2010	23:22
11	SG-AN9	SG-AN9	10053038.D	5/30/2010	23:41
12	SG-AN10	SG-AN10	10053039.D	5/31/2010	00:00
13	SG-AN11	SG-AN11	10053040.D	5/31/2010	00:20
14	SG-AN12	SG-AN12	10053041.D	5/31/2010	00:39
15	SG-AN13	SG-AN13	10053042.D	5/31/2010	00:58
16	SG-AN14	SG-AN14	10053043.D	5/31/2010	01:17
17	SG-AN15	SG-AN15	10053044.D	5/31/2010	01:36
18	SG-AN16	SG-AN16	10053045.D	5/31/2010	01:55
19	SG-AN17	SG-AN17	10053046.D	5/31/2010	02:14
20	SG-AN18	SG-AN18	10053047.D	5/31/2010	02:33
21	SG-AN19	SG-AN19	10053048.D	5/31/2010	02:52
22	SG-AN19DUP	SG-AN19	10053049.D	5/31/2010	03:11
23	SG-AN33	SG-AN33	10053050.D	5/31/2010	3:31
24	SG-AN33MS	SG-AN33	10053051.D	5/31/2010	3:50
25	SG-AN33MSD	SG-AN33	10053052.D	5/31/2010	4:09

Beacon Environmental Services, Inc.
SEMIVOLATILE ORGANIC VOLATILE ORGANIC INSTRUMENT PERFORMANCE CHECK
BROMOFLUOROBENZENE (BFB)

Lab Name: Beacon Environmental Services, Inc.
Project: 2315
Lab Code: BEACON **Case No.:** 2315 **SDG No.:** 2315

Lab File ID: 10053053.D **BFB Injection Date:** 05/31/2010 **Time:** 04:28

Instrument: tdgcms **GC Column:** vrx **ID:** 0.18 **(mm)**

m/e	ION ABUNDANCE CRITERIA	% RELATIVE ABUNDANCE
50	8.0 - 40.0% of mass 95	17.9
75	30.0 - 66.0% of mass 95	45.9
95	Base peak, 100% relative abundance	100.0
96	5.0 - 9.0% of mass 95	6.9
173	Less than 2.0% of mass 174	0.0 (0.0)1
174	50.0 - 120.0% of mass 95	93.1
175	4.0 - 9.0 % of mass 174	6.8 (7.3)1
176	93.0 - 101.0% of mass 174	90.9 (97.7)1
177	5.0 - 9.0% of mass 176	6.0 (6.6)2

1-Value is % mass 174 2-Value is % mass 176

THIS CHECK APPLIES TO THE FOLLOWING SAMPLES, MS, MSD, BLANKS, AND STANDARDS:

	SAMPLE NO.	LAB SAMPLE ID	LAB FILE ID	DATE ANALYZED	TIME ANALYZED
01	CCV-6	ccv-6	10053054.D	5/31/2010	04:47
02	MB-6	mb-6	10053055.D	5/31/2010	05:11
03	LCS-6	lcs-6	10053056.D	5/31/2010	05:30
04	TRIP-4	Trip-4	10053057.D	5/31/2010	05:54
05	SG-AN21	SG-AN21	10053058.D	5/31/2010	06:13
06	SG-AN22	SG-AN22	10053059.D	5/31/2010	06:32
07	SG-AN23	SG-AN23	10053060.D	5/31/2010	06:51
08	SG-AN24	SG-AN24	10053061.D	5/31/2010	07:10
09	SG-AN25	SG-AN25	10053062.D	5/31/2010	07:29
10	SG-AN26	SG-AN26	10053063.D	5/31/2010	07:48
11	SG-AN27	SG-AN27	10053064.D	5/31/2010	08:07
12	SG-AN28	SG-AN28	10053065.D	5/31/2010	08:26
13	SG-AN29	SG-AN29	10053066.D	5/31/2010	08:46
14	SG-AN30	SG-AN30	10053067.D	5/31/2010	09:05
15	SG-AN31	SG-AN31	10053068.D	5/31/2010	09:24
16	SG-AN32	SG-AN32	10053069.D	5/31/2010	09:43
17	SG-AN34	SG-AN34	10053070.D	5/31/2010	10:02
18	SG-AN35	SG-AN35	10053071.D	5/31/2010	10:21
19	SG-AW1	SG-AW1	10053072.D	5/31/2010	10:41
20	SG-AW1DUP	SG-AW1	10053073.D	5/31/2010	11:00
21	SG-AW2	SG-AW2	10053074.D	5/31/2010	11:19
22	SG-AW3	SG-AW3	10053075.D	5/31/2010	11:38
23	SG-AW12	SG-AW12	10053076.D	5/31/2010	11:58
24	SG-AW12MS	SG-AW12	10053077.D	5/31/2010	12:17
25	SG-AW12MSD	SG-AW12	10053078.D	5/31/2010	12:36

Beacon Environmental Services, Inc.
SEMIVOLATILE ORGANIC VOLATILE ORGANIC INSTRUMENT PERFORMANCE CHECK
BROMOFLUOROBENZENE (BFB)

Lab Name: Beacon Environmental Services, Inc.
Project: 2315
Lab Code: BEACON **Case No.:** 2315 **SDG No.:** 2315

Lab File ID: 10053101.D **BFB Injection Date:** 05/31/2010 **Time:** 13:18

Instrument: tdgcms **GC Column:** vrx **ID:** 0.18 **(mm)**

m/e	ION ABUNDANCE CRITERIA	% RELATIVE ABUNDANCE
50	8.0 - 40.0% of mass 95	17.6
75	30.0 - 66.0% of mass 95	45.9
95	Base peak, 100% relative abundance	100.0
96	5.0 - 9.0% of mass 95	6.8
173	Less than 2.0% of mass 174	0.0 (0.0)1
174	50.0 - 120.0% of mass 95	93.1
175	4.0 - 9.0 % of mass 174	6.9 (7.4)1
176	93.0 - 101.0% of mass 174	90.2 (96.9)1
177	5.0 - 9.0% of mass 176	6.0 (6.7)2

1-Value is % mass 174 2-Value is % mass 176

THIS CHECK APPLIES TO THE FOLLOWING SAMPLES, MS, MSD, BLANKS, AND STANDARDS:

	SAMPLE NO.	LAB SAMPLE ID	LAB FILE ID	DATE ANALYZED	TIME ANALYZED
01	CCV-7	ccv-7	10053102.D	5/31/2010	13:37
02	MB-7	mb-7	10053103.D	5/31/2010	14:01
03	LCS-7	lcs-7	10053104.D	5/31/2010	14:20
04	SG-AW4	SG-AW4	10053105.D	5/31/2010	14:43
05	SG-AW5	SG-AW5	10053106.D	5/31/2010	15:03
06	SG-AW6	SG-AW6	10053107.D	5/31/2010	15:22
07	SG-AW7	SG-AW7	10053108.D	5/31/2010	15:42
08	SG-AW8	SG-AW8	10053109.D	5/31/2010	16:01
09	SG-AW9	SG-AW9	10053110.D	5/31/2010	16:21
10	SG-AW10	SG-AW10	10053111.D	5/31/2010	16:40
11	SG-AW11	SG-AW11	10053112.D	5/31/2010	17:00
12	SG-AW11DUP	SG-AW11	10053113.D	5/31/2010	17:19
13	SG-AW13	SG-AW13	10053114.D	5/31/2010	17:39
14	SG-AW14	SG-AW14	10053115.D	5/31/2010	17:59
15	SG-AW15	SG-AW15	10053116.D	5/31/2010	18:18
16	SG-AW16	SG-AW16	10053117.D	5/31/2010	18:37
17	SG-AW17	SG-AW17	10053118.D	5/31/2010	18:57
18	SG-AW18	SG-AW18	10053119.D	5/31/2010	19:16
19	SG-AW19	SG-AW19	10053120.D	5/31/2010	19:36
20	SG-AW20	SG-AW20	10053121.D	5/31/2010	19:55
21	TRIP-5	Trip-5	10053122.D	5/31/2010	20:15
22	SG-AW21	SG-AW21	10053123.D	5/31/2010	20:34
23	SG-AW39	SG-AW39	10053124.D	5/31/2010	20:53
24	MS-AW39	MS-AW39	10053125.D	5/31/2010	21:13
25	MSD-AW39	MSD-AW39	10053126.D	5/31/2010	21:33

Beacon Environmental Services, Inc.
SEMIVOLATILE ORGANIC VOLATILE ORGANIC INSTRUMENT PERFORMANCE CHECK
BROMOFLUOROBENZENE (BFB)

Lab Name: Beacon Environmental Services, Inc.
Project: 2315
Lab Code: BEACON **Case No.:** 2315 **SDG No.:** 2315

Lab File ID: 10053127.D **BFB Injection Date:** 05/31/2010 **Time:** 21:52

Instrument: tdgcms **GC Column:** vrx **ID:** 0.18 **(mm)**

m/e	ION ABUNDANCE CRITERIA	% RELATIVE ABUNDANCE
50	8.0 - 40.0% of mass 95	17.5
75	30.0 - 66.0% of mass 95	46.6
95	Base peak, 100% relative abundance	100.0
96	5.0 - 9.0% of mass 95	7.0
173	Less than 2.0% of mass 174	0.0 (0.0)1
174	50.0 - 120.0% of mass 95	92.8
175	4.0 - 9.0 % of mass 174	7.1 (7.6)1
176	93.0 - 101.0% of mass 174	90.7 (97.8)1
177	5.0 - 9.0% of mass 176	6.4 (7.1)2

1-Value is % mass 174 2-Value is % mass 176

THIS CHECK APPLIES TO THE FOLLOWING SAMPLES, MS, MSD, BLANKS, AND STANDARDS:

	SAMPLE NO.	LAB SAMPLE ID	LAB FILE ID	DATE ANALYZED	TIME ANALYZED
01	CCV-8	ccv-8	10053128.D	5/31/2010	22:12
02	MB-8	mb-8	10053129.D	5/31/2010	22:36
03	LCS-8	lcs-8	10053130.D	5/31/2010	22:55
04	SG-AW22	SG-AW22	10053131.D	5/31/2010	23:19
05	SG-AW23	SG-AW23	10053132.D	5/31/2010	23:39
06	SG-AW23DUP	SG-AW23	10053133.D	5/31/2010	23:58
07	SG-AW24	SG-AW24	10053134.D	6/1/2010	00:17
08	SG-AW25	SG-AW25	10053135.D	6/1/2010	00:37
09	SG-AW26	SG-AW26	10053136.D	6/1/2010	00:56
10	SG-AW27	SG-AW27	10053137.D	6/1/2010	01:16
11	SG-AW28	SG-AW28	10053138.D	6/1/2010	01:35
12	SG-AW29	SG-AW29	10053139.D	6/1/2010	01:55
13	SG-AW30	SG-AW30	10053140.D	6/1/2010	02:14
14	SG-AW31	SG-AW31	10053141.D	6/1/2010	02:34
15	SG-AW32	SG-AW32	10053142.D	6/1/2010	02:53
16	SG-AW32DUP	SG-AW32	10053143.D	6/1/2010	03:13
17	SG-AW33	SG-AW33	10053144.D	6/1/2010	03:32
18	SG-AW34	SG-AW34	10053145.D	6/1/2010	03:52
19	SG-AW35	SG-AW35	10053146.D	6/1/2010	04:11
20	SG-AW35DUP	SG-AW35	10053147.D	6/1/2010	04:31
21	SG-AW36	SG-AW36	10053148.D	6/1/2010	04:51
22	SG-AW37	SG-AW37	10053149.D	6/1/2010	05:10
23	SG-AW61	SG-AW61	10053150.D	6/1/2010	5:30
24	SG-AW61MS	SG-AW61	10053151.D	6/1/2010	5:49
25	SG-AW61MSD	SG-AW61	10053152.D	6/1/2010	6:08

Beacon Environmental Services, Inc.
SEMIVOLATILE ORGANIC VOLATILE ORGANIC INSTRUMENT PERFORMANCE CHECK
BROMOFLUOROBENZENE (BFB)

Lab Name: Beacon Environmental Services, Inc.
Project: 2315
Lab Code: BEACON **Case No.:** 2315 **SDG No.:** 2315

Lab File ID: 10053153.D **BFB Injection Date:** 06/01/2010 **Time:** 06:28

Instrument: tdgcms **GC Column:** vrx **ID:** 0.18 **(mm)**

m/e	ION ABUNDANCE CRITERIA	% RELATIVE ABUNDANCE
50	8.0 - 40.0% of mass 95	17.6
75	30.0 - 66.0% of mass 95	45.7
95	Base peak, 100% relative abundance	100.0
96	5.0 - 9.0% of mass 95	6.6
173	Less than 2.0% of mass 174	0.0 (0.0)1
174	50.0 - 120.0% of mass 95	92.4
175	4.0 - 9.0 % of mass 174	6.9 (7.5)1
176	93.0 - 101.0% of mass 174	89.8 (97.1)1
177	5.0 - 9.0% of mass 176	6.1 (6.8)2

1-Value is % mass 174 2-Value is % mass 176

THIS CHECK APPLIES TO THE FOLLOWING SAMPLES, MS, MSD, BLANKS, AND STANDARDS:

	SAMPLE NO.	LAB SAMPLE ID	LAB FILE ID	DATE ANALYZED	TIME ANALYZED
01	CCV-9	ccv-9	10053154.D	6/1/2010	06:47
02	MB-9	mb-9	10053155.D	6/1/2010	07:11
03	LCS-9	lcs-9	10053156.D	6/1/2010	07:31
04	TRIP-6	Trip-6	10053157.D	6/1/2010	07:54
05	SG-AW38	SG-AW38	10053158.D	6/1/2010	08:14
06	SG-AW40	SG-AW40	10053159.D	6/1/2010	08:33
07	SG-AW41	SG-AW41	10053160.D	6/1/2010	08:53
08	SG-AW42	SG-AW42	10053161.D	6/1/2010	09:12
09	SG-AW43	SG-AW43	10053162.D	6/1/2010	09:32
10	SG-AW44	SG-AW44	10053163.D	6/1/2010	09:51
11	SG-AW45	SG-AW45	10053164.D	6/1/2010	10:11
12	SG-AW46	SG-AW46	10053165.D	6/1/2010	10:30
13	SG-AW47	SG-AW47	10053166.D	6/1/2010	10:50
14	SG-AW48	SG-AW48	10053167.D	6/1/2010	11:10
15	SG-AW49	SG-AW49	10053168.D	6/1/2010	11:29
16	SG-AW50	SG-AW50	10053169.D	6/1/2010	11:49
17	SG-AW51	SG-AW51	10053170.D	6/1/2010	12:08
18	SG-AW52	SG-AW52	10053171.D	6/1/2010	12:28
19	SG-AW52	SG-AW52	10053172.D	6/1/2010	12:47
20	SG-AW53	SG-AW53	10053173.D	6/1/2010	13:07
21	SG-AW54	SG-AW54	10053174.D	6/1/2010	13:26
22	SG-AW55	SG-AW55	10053175.D	6/1/2010	13:45
23	SG-I4	SG-I4	10053176.D	6/1/2010	14:05
24	SG-I4MS	SG-I4	10053177.D	6/1/2010	14:24
25	SG-I4MSD	SG-I4	10053178.D	6/1/2010	14:43

Beacon Environmental Services, Inc.
SEMIVOLATILE ORGANIC VOLATILE ORGANIC INSTRUMENT PERFORMANCE CHECK
BROMOFLUOROBENZENE (BFB)

Lab Name: Beacon Environmental Services, Inc.
Project: 2315
Lab Code: BEACON **Case No.:** 2315 **SDG No.:** 2315

Lab File ID: 10060101.D **BFB Injection Date:** 06/01/2010 **Time:** 16:43

Instrument: tdgcms **GC Column:** vrx **ID:** 0.18 **(mm)**

m/e	ION ABUNDANCE CRITERIA	% RELATIVE ABUNDANCE
50	8.0 - 40.0% of mass 95	17.5
75	30.0 - 66.0% of mass 95	47.5
95	Base peak, 100% relative abundance	100.0
96	5.0 - 9.0% of mass 95	6.8
173	Less than 2.0% of mass 174	0.0 (0.0)1
174	50.0 - 120.0% of mass 95	97.6
175	4.0 - 9.0 % of mass 174	7.3 (7.5)1
176	93.0 - 101.0% of mass 174	94.9 (97.2)1
177	5.0 - 9.0% of mass 176	6.7 (7.0)2

1-Value is % mass 174 2-Value is % mass 176

THIS CHECK APPLIES TO THE FOLLOWING SAMPLES, MS, MSD, BLANKS, AND STANDARDS:

	SAMPLE NO.	LAB SAMPLE ID	LAB FILE ID	DATE ANALYZED	TIME ANALYZED
01	CCV-10	ccv-10	10060102.D	6/1/2010	17:02
02	MB-10	mb-10	10060103.D	6/1/2010	17:25
03	LCS-10	lcs-10	10060104.D	6/1/2010	17:45
04	SG-AW56	SG-AW56	10060105.D	6/1/2010	18:09
05	SG-AW57	SG-AW57	10060106.D	6/1/2010	18:28
06	SG-AW58	SG-AW58	10060107.D	6/1/2010	18:48
07	SG-AW59	SG-AW59	10060108.D	6/1/2010	19:07
08	SG-AW60	SG-AW60	10060109.D	6/1/2010	19:27
09	SG-AW63	SG-AW63	10060110.D	6/1/2010	19:46
10	SG-AW63DUP	SG-AW63	10060111.D	6/1/2010	20:06
11	SG-AW64	SG-AW64	10060112.D	6/1/2010	20:25
12	SG-AW65	SG-AW65	10060113.D	6/1/2010	20:45
13	SG-FHE1	SG-FHE1	10060114.D	6/1/2010	21:04
14	SG-FHE2	SG-FHE2	10060115.D	6/1/2010	21:23
15	SG-FHE3	SG-FHE3	10060116.D	6/1/2010	21:43
16	SG-FHE4	SG-FHE4	10060117.D	6/1/2010	22:02
17	SG-FHE4DUP	SG-FHE4	10060118.D	6/1/2010	22:22
18	SG-I1	SG-I1	10060119.D	6/1/2010	22:41
19	SG-I1DUP	SG-I1	10060120.D	6/1/2010	23:01
20	SG-I2	SG-I2	10060121.D	6/1/2010	23:20
21	SG-I3	SG-I3	10060122.D	6/1/2010	23:39
22	SG-I5	SG-I5	10060123.D	6/1/2010	23:59
23	SG-I11	SG-I11	10060124.D	6/2/2010	0:18
24	SG-I11MS	SG-I11	10060125.D	6/2/2010	0:38
25	SG-I11MSD	SG-I11	10060126.D	6/2/2010	0:57

Beacon Environmental Services, Inc.
SEMIVOLATILE ORGANIC VOLATILE ORGANIC INSTRUMENT PERFORMANCE CHECK
BROMOFLUOROBENZENE (BFB)

Lab Name: Beacon Environmental Services, Inc.
Project: 2315
Lab Code: BEACON **Case No.:** 2315 **SDG No.:** 2315

Lab File ID: 10060127.D **BFB Injection Date:** 06/02/2010 **Time:** 01:17

Instrument: tdgcms **GC Column:** vrx **ID:** 0.18 **(mm)**

m/e	ION ABUNDANCE CRITERIA	% RELATIVE ABUNDANCE
50	8.0 - 40.0% of mass 95	19.0
75	30.0 - 66.0% of mass 95	50.5
95	Base peak, 100% relative abundance	100.0
96	5.0 - 9.0% of mass 95	6.8
173	Less than 2.0% of mass 174	0.0 (0.0)1
174	50.0 - 120.0% of mass 95	93.4
175	4.0 - 9.0 % of mass 174	6.9 (7.4)1
176	93.0 - 101.0% of mass 174	90.0 (96.3)1
177	5.0 - 9.0% of mass 176	6.4 (7.1)2

1-Value is % mass 174 2-Value is % mass 176

THIS CHECK APPLIES TO THE FOLLOWING SAMPLES, MS, MSD, BLANKS, AND STANDARDS:

	SAMPLE NO.	LAB SAMPLE ID	LAB FILE ID	DATE ANALYZED	TIME ANALYZED
01	CCV-11	ccv-11	10060128.D	6/2/2010	01:36
02	MB-11	mb-11	10060129.D	6/2/2010	02:00
03	LCS-11	lcs-11	10060130.D	6/2/2010	02:20
04	TRIP-7	Trip-7	10060131.D	6/2/2010	02:43
05	SG-I6	SG-I6	10060132.D	6/2/2010	03:03
06	SG-I7	SG-I7	10060133.D	6/2/2010	03:22
07	SG-I8	SG-I8	10060134.D	6/2/2010	03:42
08	SG-I9	SG-I9	10060135.D	6/2/2010	04:01
09	SG-I10	SG-I10	10060136.D	6/2/2010	04:20
10	SG-I10DUP	SG-I10	10060137.D	6/2/2010	04:40
11	SG-I12	SG-I12	10060138.D	6/2/2010	04:59
12	SG-I13	SG-I13	10060139.D	6/2/2010	05:19
13	SG-I14	SG-I14	10060140.D	6/2/2010	05:38
14	SG-I15	SG-I15	10060141.D	6/2/2010	05:58
15	SG-I16	SG-I16	10060142.D	6/2/2010	06:17
16	SG-I17	SG-I17	10060143.D	6/2/2010	06:37
17	SG-I18	SG-I18	10060144.D	6/2/2010	06:56
18	SG-I19	SG-I19	10060145.D	6/2/2010	07:16
19	SG-I20	SG-I20	10060146.D	6/2/2010	07:35
20	SG-I21	SG-I21	10060147.D	6/2/2010	07:55
21	SG-I22	SG-I22	10060148.D	6/2/2010	08:14
22	SG-I23	SG-I23	10060149.D	6/2/2010	08:34
23	SG-I31	SG-I31	10060150.D	6/2/2010	8:53
24	SG-I31MS	SG-I31	10060151.D	6/2/2010	9:12
25	SG-I31MSD	SG-I31	10060152.D	6/2/2010	9:32

Beacon Environmental Services, Inc.
SEMIVOLATILE ORGANIC VOLATILE ORGANIC INSTRUMENT PERFORMANCE CHECK
BROMOFLUOROBENZENE (BFB)

Lab Name: Beacon Environmental Services, Inc.
Project: 2315
Lab Code: BEACON **Case No.:** 2315 **SDG No.:** 2315

Lab File ID: 10060153.D **BFB Injection Date:** 06/02/2010 **Time:** 09:51

Instrument: tdgcms **GC Column:** vrx **ID:** 0.18 **(mm)**

m/e	ION ABUNDANCE CRITERIA	% RELATIVE ABUNDANCE
50	8.0 - 40.0% of mass 95	19.5
75	30.0 - 66.0% of mass 95	50.1
95	Base peak, 100% relative abundance	100.0
96	5.0 - 9.0% of mass 95	7.2
173	Less than 2.0% of mass 174	0.0 (0.0)1
174	50.0 - 120.0% of mass 95	77.0
175	4.0 - 9.0 % of mass 174	5.8 (7.6)1
176	93.0 - 101.0% of mass 174	73.9 (96.0)1
177	5.0 - 9.0% of mass 176	5.6 (7.6)2

1-Value is % mass 174 2-Value is % mass 176

THIS CHECK APPLIES TO THE FOLLOWING SAMPLES, MS, MSD, BLANKS, AND STANDARDS:

	SAMPLE NO.	LAB SAMPLE ID	LAB FILE ID	DATE ANALYZED	TIME ANALYZED
01	CCV-12	ccv-12	10060154.D	6/2/2010	10:11
02	MB-12	mb-12	10060155.D	6/2/2010	10:34
03	LCS-12	lcs-12	10060156.D	6/2/2010	10:54
04	TRIP-8	Trip-8	10060157.D	6/2/2010	11:18
05	SG-I24	SG-I24	10060158.D	6/2/2010	11:37
06	SG-I25	SG-I25	10060159.D	6/2/2010	11:57
07	SG-I26	SG-I26	10060160.D	6/2/2010	12:16
08	SG-I27	SG-I27	10060161.D	6/2/2010	12:36
09	SG-I28	SG-I28	10060162.D	6/2/2010	12:55
10	SG-I29	SG-I29	10060163.D	6/2/2010	13:15
11	SG-I30	SG-I30	10060164.D	6/2/2010	13:35
12	SG-I32	SG-I32	10060165.D	6/2/2010	13:54
13	SG-I33	SG-I33	10060166.D	6/2/2010	14:13
14	SG-I34	SG-I34	10060167.D	6/2/2010	14:33
15	SG-I35	SG-I35	10060168.D	6/2/2010	14:52
16	SG-I36	SG-I36	10060169.D	6/2/2010	15:12
17	SG-I37	SG-I37	10060170.D	6/2/2010	15:31
18	SG-I38	SG-I38	10060171.D	6/2/2010	15:51
19	SG-I39	SG-I39	10060172.D	6/2/2010	16:10
20	SG-I40	SG-I40	10060173.D	6/2/2010	16:30
21	SG-I41	SG-I41	10060174.D	6/2/2010	16:49
22	SG-I42	SG-I42	10060175.D	6/2/2010	17:09
23	SG-I51	SG-I51	10060176.D	6/2/2010	17:28
24	SG-I51MS	SG-I51	10060177.D	6/2/2010	17:48
25	SG-I51MSD	SG-I51	10060178.D	6/2/2010	18:08

Beacon Environmental Services, Inc.
SEMIVOLATILE ORGANIC VOLATILE ORGANIC INSTRUMENT PERFORMANCE CHECK
BROMOFLUOROBENZENE (BFB)

Lab Name: Beacon Environmental Services, Inc.
Project: 2315
Lab Code: BEACON **Case No.:** 2315 **SDG No.:** 2315

Lab File ID: 10060301.D **BFB Injection Date:** 06/03/2010 **Time:** 08:38

Instrument: tdgcms **GC Column:** vrx **ID:** 0.18 **(mm)**

m/e	ION ABUNDANCE CRITERIA	% RELATIVE ABUNDANCE
50	8.0 - 40.0% of mass 95	19.2
75	30.0 - 66.0% of mass 95	48.9
95	Base peak, 100% relative abundance	100.0
96	5.0 - 9.0% of mass 95	7.2
173	Less than 2.0% of mass 174	0.0 (0.0)1
174	50.0 - 120.0% of mass 95	88.6
175	4.0 - 9.0 % of mass 174	6.9 (7.8)1
176	93.0 - 101.0% of mass 174	88.0 (99.3)1
177	5.0 - 9.0% of mass 176	6.2 (7.1)2

1-Value is % mass 174 2-Value is % mass 176

THIS CHECK APPLIES TO THE FOLLOWING SAMPLES, MS, MSD, BLANKS, AND STANDARDS:

	SAMPLE NO.	LAB SAMPLE ID	LAB FILE ID	DATE ANALYZED	TIME ANALYZED
01	CCV-13	ccv-13	10060302.D	6/3/2010	08:57
02	MB-13	mb-13	10060303.D	6/3/2010	09:20
03	LCS-13	lcs-13	10060304.D	6/3/2010	09:40
04	TRIP-9	Trip-9	10060305.D	6/3/2010	10:03
05	AA-1	AA-1	10060306.D	6/3/2010	10:23
06	SG-I43	SG-I43	10060307.D	6/3/2010	10:42
07	SG-I44	SG-I44	10060308.D	6/3/2010	11:02
08	SG-I45	SG-I45	10060309.D	6/3/2010	11:21
09	SG-I46	SG-I46	10060310.D	6/3/2010	11:41
10	SG-I46DUP	SG-I46	10060311.D	6/3/2010	12:00
11	SG-I47	SG-I47	10060312.D	6/3/2010	12:20
12	SG-I48	SG-I48	10060313.D	6/3/2010	12:39
13	SG-I49	SG-I49	10060314.D	6/3/2010	12:59
14	SG-I50	SG-I50	10060315.D	6/3/2010	13:18
15	SG-I52	SG-I52	10060316.D	6/3/2010	13:37
16	SG-I53	SG-I53	10060317.D	6/3/2010	13:57
17	SG-I54	SG-I54	10060318.D	6/3/2010	14:16
18	SG-KM1	SG-KM1	10060319.D	6/3/2010	14:36
19	SG-KM3	SG-KM3	10060320.D	6/3/2010	14:55
20	SG-L1	SG-L1	10060321.D	6/3/2010	15:15
21	SG-L1MS	SG-L1	10060322.D	6/3/2010	15:34
22					

Beacon Environmental Services, Inc.
SEMIVOLATILE ORGANIC VOLATILE ORGANIC INSTRUMENT PERFORMANCE CHECK
BROMOFLUOROBENZENE (BFB)

Lab Name: Beacon Environmental Services, Inc.
Project: 2315
Lab Code: BEACON **Case No.:** 2315 **SDG No.:** 2315

Lab File ID: 10060323.D **BFB Injection Date:** 06/03/2010 **Time:** 15:54

Instrument: tdgcms **GC Column:** vrx **ID:** 0.18 **(mm)**

m/e	ION ABUNDANCE CRITERIA	% RELATIVE ABUNDANCE
50	8.0 - 40.0% of mass 95	18.2
75	30.0 - 66.0% of mass 95	49.2
95	Base peak, 100% relative abundance	100.0
96	5.0 - 9.0% of mass 95	6.9
173	Less than 2.0% of mass 174	0.0 (0.0)1
174	50.0 - 120.0% of mass 95	96.4
175	4.0 - 9.0 % of mass 174	7.8 (8.1)1
176	93.0 - 101.0% of mass 174	93.5 (96.9)1
177	5.0 - 9.0% of mass 176	6.2 (6.7)2

1-Value is % mass 174 2-Value is % mass 176

THIS CHECK APPLIES TO THE FOLLOWING SAMPLES, MS, MSD, BLANKS, AND STANDARDS:

	SAMPLE NO.	LAB SAMPLE ID	LAB FILE ID	DATE ANALYZED	TIME ANALYZED
01	CCV-14	ccv-14	10060324.D	6/3/2010	16:13
02	MB-14	mb-14	10060325.D	6/3/2010	16:37
03	LCS-14	lcs-14	10060326.D	6/3/2010	16:56
04	AA-2	AA-2	10060327.D	6/3/2010	17:20
05	SG-KM2	SG-KM2	10060328.D	6/3/2010	17:40
06	SG-KM2DUP	SG-KM2	10060329.D	6/3/2010	17:59
07	SG-L2	SG-L2	10060330.D	6/3/2010	18:19
08	SG-L2MS	SG-L2	10060331.D	6/3/2010	18:38
09					
10					
11					
12					
13					
14					
15					
16					
17					
18					
19					
20					
21					
22					

Beacon Environmental Services, Inc./Beacon Environmental Services, Inc.
VOLATILE ORGANICS INITIAL CALIBRATION DATA

Lab Name: Beacon Environmental Services, Inc.
Project: 2315 **SDG No.:** 2315
Lab Code: BEACON **Case No.:** 2315

Instrument: tdgcms **GC Column:** vrx **ID:** 0.18 **(mm)**
Heated Purge: (Y/N) N

Level	Level Id	Lab File Id	Date Acquired
LV1	5	10051702.D	17 May 2010 3:32 pm
LV2	10	10051703.D	17 May 2010 3:56 pm
LV3	25	10051704.D	17 May 2010 4:19 pm
LV4	50	10051705.D	17 May 2010 4:43 pm
LV5	100	10051706.D	17 May 2010 5:06 pm
LV6	200	10051708.D	17 May 2010 5:54 pm

Compound		LVL1	LVL2	LVL3	LVL4	LVL5	LVL6	RRF	RSD	
Vinyl Chloride	*	0.12	0.12	0.12	0.11	0.14	0.12	0.12	6.0	*
Trichlorofluoromethane (Freon 11)	*	0.40	0.35	0.36	0.31	0.36	0.33	0.35	8.7	*
1,1-Dichloroethene		0.18	0.22	0.23	0.20	0.20	0.19	0.20	9.8	
Methylene Chloride		0.44	0.40	0.38	0.36	0.37	0.35	0.38	8.3	
1,1,2-Trichlorotrifluoroethane (Fr.113)		0.30	0.26	0.26	0.26	0.30	0.26	0.27	7.3	
trans-1,2-Dichloroethene		0.31	0.30	0.28	0.25	0.27	0.26	0.28	9.1	
Methyl-t-butyl ether		1.00	0.86	0.80	0.82	0.81	0.82	0.85	9.0	
1,1-Dichloroethane	*	0.61	0.53	0.51	0.48	0.48	0.47	0.51	10.5	*
cis-1,2-Dichloroethene		0.38	0.35	0.34	0.33	0.33	0.33	0.34	6.8	
Chloroform		0.53	0.54	0.50	0.50	0.49	0.48	0.50	4.3	
1,2-Dichloroethane		0.47	0.43	0.42	0.41	0.41	0.41	0.43	5.2	
1,1,1-Trichloroethane		0.43	0.39	0.34	0.36	0.35	0.35	0.37	9.4	
Carbon Tetrachloride		0.38	0.34	0.28	0.30	0.30	0.31	0.32	10.5	
Benzene		1.08	1.06	1.02	1.02	0.98	0.99	1.03	3.9	
Trichloroethene		0.33	0.33	0.31	0.27	0.27	0.27	0.30	10.1	
1,4-Dioxane		0.19	0.18	0.20	0.22	0.22	0.23	0.21	10.0	
1,1,2-Trichloroethane		0.22	0.22	0.22	0.23	0.22	0.22	0.22	1.7	
Toluene		2.62	2.76	2.77	2.59	2.61	2.67	2.67	2.9	
1,2-Dibromoethane (EDB)		0.63	0.71	0.77	0.71	0.73	0.75	0.72	6.9	
Tetrachloroethene		0.83	0.71	0.73	0.68	0.69	0.69	0.72	8.0	
1,1,1,2-Tetrachloroethane		0.78	0.72	0.65	0.66	0.65	0.65	0.68	8.1	
Chlorobenzene	*	2.12	1.89	1.84	1.85	1.84	1.86	1.90	5.8	*
Ethylbenzene		2.91	2.82	2.81	2.77	2.83	2.86	2.83	1.7	
p & m-Xylene		4.50	4.50	4.19	4.23	4.38	4.33	4.36	3.0	
1,1,2,2-Tetrachloroethane	*	1.04	0.97	0.95	1.00	0.96	0.95	0.98	3.6	*
o-Xylene		1.24	1.10	1.06	1.10	1.06	1.07	1.11	6.1	
1,2,3-Trichloropropane		0.96	1.04	1.14	1.20	1.26	1.35	1.16	12.2	
Isopropylbenzene		3.39	2.95	2.87	2.96	2.96	3.02	3.02	6.1	
1,3,5-Trimethylbenzene		2.65	2.37	2.23	2.26	2.25	2.36	2.35	6.7	
1,2,4-Trimethylbenzene		2.36	2.29	2.11	2.22	2.19	2.27	2.24	3.9	
1,3-Dichlorobenzene		1.22	1.30	1.36	1.36	1.51	1.55	1.38	9.0	
1,4-Dichlorobenzene		1.62	1.53	1.52	1.34	1.49	1.51	1.50	6.0	
1,2-Dichlorobenzene		1.27	1.41	1.28	1.34	1.31	1.32	1.32	3.8	
1,2,4-Trichlorobenzene		1.02	0.99	0.88	0.98	1.03	1.08	1.00	6.6	
Naphthalene		2.67	2.62	2.45	2.68	2.78	3.07	2.71	7.5	
1,2,3-Trichlorobenzene		1.28	1.12	0.99	1.03	0.98	1.07	1.08	10.2	
2-Methylnaphthalene		1.46	1.65	1.52	1.69	1.82	1.88	1.67	9.8	
1,2-DCA-d4	*	0.09	0.08	0.08	0.08	0.08	0.08	0.08	2.9	*
Toluene-d8	*	2.34	2.22	2.17	2.24	2.24	2.34	2.26	3.0	*
Bromofluorobenzene	*	1.00	0.91	0.82	0.85	0.86	0.86	0.88	7.4	*

*Compounds with required minimum RRF and maximum %RSD values.
All other compounds must meet a minimum RRF of 0.010 and maximum %RSD value of 25.

Beacon Environmental Services, Inc.
VOLATILE CONTINUING CALIBRATION CHECK

Lab Name: Beacon Environmental Services, Inc.
Project: 2315
Lab Code: BEACON **Case No.:** 2315 **SDG No.:** 2315

Instrument: tdgcms **Calibration Date:** 05/29/2010 **Time:** 09:45
Lab File ID: 10052902.D **Init Calib. Date(s):** 05/17/2010 05/17/2010
Sample No.(SSTD050##): CCV-1 **Init Calib. Time(s):** 15:32 17:54
Heated Purge: (Y/N) N
GC Column: vrx **ID:** 0.18 **(mm)**

Compound	AVG RRF	CCC RRF	MIN RRF	%D	MAX %D
Vinyl Chloride	0.12	0.14		-16.7	20.0
Trichlorofluoromethane (Freon 11)	0.35	0.30		14.3	20.0
1,1-Dichloroethene	0.20	0.20		0.0	25.0
Methylene Chloride	0.38	0.36		5.3	25.0
1,1,2-Trichlorotrifluoroethane (Fr.113)	0.27	0.26		3.7	25.0
trans-1,2-Dichloroethene	0.28	0.27		3.6	25.0
Methyl-t-butyl ether	0.85	0.86		-1.2	25.0
1,1-Dichloroethane	0.51	0.50	0.10	2.0	25.0
cis-1,2-Dichloroethene	0.34	0.35		-2.9	25.0
Chloroform	0.50	0.51		-2.0	25.0
1,2-Dichloroethane	0.43	0.43		0.0	25.0
1,1,1-Trichloroethane	0.37	0.36		2.7	25.0
Carbon Tetrachloride	0.32	0.30		6.2	25.0
Benzene	1.03	1.07		-3.9	25.0
Trichloroethene	0.30	0.30		0.0	25.0
1,4-Dioxane	0.21	0.21		0.0	25.0
1,1,2-Trichloroethane	0.22	0.23		-4.5	25.0
Toluene	2.67	2.66		0.4	25.0
1,2-Dibromoethane (EDB)	0.72	0.73		-1.4	25.0
Tetrachloroethene	0.72	0.68		5.6	25.0
1,1,1,2-Tetrachloroethane	0.68	0.66		2.9	25.0
Chlorobenzene	1.90	1.83	0.30	3.7	25.0
Ethylbenzene	2.83	2.72		3.9	25.0
p & m-Xylene	4.36	4.22		3.2	25.0
1,1,2,2-Tetrachloroethane	0.98	0.96	0.30	2.0	25.0
o-Xylene	1.11	1.11		0.0	25.0
1,2,3-Trichloropropane	1.16	1.30		-12.1	25.0
Isopropylbenzene	3.02	3.06		-1.3	25.0
1,3,5-Trimethylbenzene	2.35	1.97		16.2	25.0
1,2,4-Trimethylbenzene	2.24	2.32		-3.6	25.0
1,3-Dichlorobenzene	1.38	1.45		-5.1	25.0
1,4-Dichlorobenzene	1.50	1.59		-6.0	25.0
1,2-Dichlorobenzene	1.32	1.29		2.3	25.0
1,2,4-Trichlorobenzene	1.00	0.96		4.0	25.0
Naphthalene	2.71	2.85		-5.2	25.0
1,2,3-Trichlorobenzene	1.08	1.05		2.8	25.0
2-Methylnaphthalene	1.67	1.90		-13.8	25.0
1,2-DCA-d4	0.08	0.09		-12.5	
Toluene-d8	2.26	2.29		-1.3	

Beacon Environmental Services, Inc.
VOLATILE CONTINUING CALIBRATION CHECK

Lab Name: Beacon Environmental Services, Inc.
Project: 2315
Lab Code: BEACON **Case No.:** 2315 **SDG No.:** 2315

Instrument: tdgcms **Calibration Date:** 05/29/2010 **Time:** 09:45
Lab File ID: 10052902.D **Init Calib. Date(s):** 05/17/2010 05/17/2010
Sample No.(SSTD050##): CCV-1 **Init Calib. Time(s):** 15:32 17:54
Heated Purge: (Y/N) N
GC Column: vrx **ID:** 0.18 **(mm)**

Compound	AVG RRF	CCC RRF	MIN RRF	%D	MAX %D
Bromofluorobenzene	0.88	0.92		-4.5	

All other compounds must meet a minimum RRF of 0.010 and a maximum %D of 30.

Beacon Environmental Services, Inc.
VOLATILE CONTINUING CALIBRATION CHECK

Lab Name: Beacon Environmental Services, Inc.
Project: 2315
Lab Code: BEACON **Case No.:** 2315 **SDG No.:** 2315

Instrument: tdgcms **Calibration Date:** 05/29/2010 **Time:** 15:29
Lab File ID: 10052919.D **Init Calib. Date(s):** 05/17/2010 05/17/2010
Sample No.(SSTD050##): CCV-2 **Init Calib. Time(s):** 15:32 17:54
Heated Purge: (Y/N) N
GC Column: vrx **ID:** 0.18 **(mm)**

Compound	AVG RRF	CCC RRF	MIN RRF	%D	MAX %D
Vinyl Chloride	0.12	0.11		8.3	20.0
Trichlorofluoromethane (Freon 11)	0.35	0.29		17.1	20.0
1,1-Dichloroethene	0.20	0.19		5.0	25.0
Methylene Chloride	0.38	0.39		-2.6	25.0
1,1,2-Trichlorotrifluoroethane (Fr.113)	0.27	0.25		7.4	25.0
trans-1,2-Dichloroethene	0.28	0.26		7.1	25.0
Methyl-t-butyl ether	0.85	0.83		2.4	25.0
1,1-Dichloroethane	0.51	0.49	0.10	3.9	25.0
cis-1,2-Dichloroethene	0.34	0.33		2.9	25.0
Chloroform	0.50	0.49		2.0	25.0
1,2-Dichloroethane	0.43	0.42		2.3	25.0
1,1,1-Trichloroethane	0.37	0.34		8.1	25.0
Carbon Tetrachloride	0.32	0.28		12.5	25.0
Benzene	1.03	1.00		2.9	25.0
Trichloroethene	0.30	0.29		3.3	25.0
1,4-Dioxane	0.21	0.21		0.0	25.0
1,1,2-Trichloroethane	0.22	0.23		-4.5	25.0
Toluene	2.67	2.71		-1.5	25.0
1,2-Dibromoethane (EDB)	0.72	0.75		-4.2	25.0
Tetrachloroethene	0.72	0.68		5.6	25.0
1,1,1,2-Tetrachloroethane	0.68	0.67		1.5	25.0
Chlorobenzene	1.90	1.88	0.30	1.1	25.0
Ethylbenzene	2.83	2.87		-1.4	25.0
p & m-Xylene	4.36	4.38		-0.5	25.0
1,1,2,2-Tetrachloroethane	0.98	1.00	0.30	-2.0	25.0
o-Xylene	1.11	1.10		0.9	25.0
1,2,3-Trichloropropane	1.16	1.16		0.0	25.0
Isopropylbenzene	3.02	3.05		-1.0	25.0
1,3,5-Trimethylbenzene	2.35	2.25		4.3	25.0
1,2,4-Trimethylbenzene	2.24	2.13		4.9	25.0
1,3-Dichlorobenzene	1.38	1.23		10.9	25.0
1,4-Dichlorobenzene	1.50	1.59		-6.0	25.0
1,2-Dichlorobenzene	1.32	1.29		2.3	25.0
1,2,4-Trichlorobenzene	1.00	0.96		4.0	25.0
Naphthalene	2.71	2.73		-0.7	25.0
1,2,3-Trichlorobenzene	1.08	0.97		10.2	25.0
2-Methylnaphthalene	1.67	1.71		-2.4	25.0
1,2-DCA-d4	0.08	0.08		0.0	
Toluene-d8	2.26	2.09		7.5	

Beacon Environmental Services, Inc.
VOLATILE CONTINUING CALIBRATION CHECK

Lab Name: Beacon Environmental Services, Inc.
Project: 2315
Lab Code: BEACON **Case No.:** 2315 **SDG No.:** 2315

Instrument: tdgcms **Calibration Date:** 05/29/2010 **Time:** 15:29
Lab File ID: 10052919.D **Init Calib. Date(s):** 05/17/2010 05/17/2010
Sample No.(SSTD050##): CCV-2 **Init Calib. Time(s):** 15:32 17:54
Heated Purge: (Y/N) N
GC Column: vrx **ID:** 0.18 **(mm)**

Compound	AVG RRF	CCC RRF	MIN RRF	%D	MAX %D
Bromofluorobenzene	0.88	0.93		-5.7	

All other compounds must meet a minimum RRF of 0.010 and a maximum %D of 30.

Beacon Environmental Services, Inc.
VOLATILE CONTINUING CALIBRATION CHECK

Lab Name: Beacon Environmental Services, Inc.
Project: 2315
Lab Code: BEACON **Case No.:** 2315 **SDG No.:** 2315

Instrument: tdgcms **Calibration Date:** 05/30/2010 **Time:** 00:04
Lab File ID: 10052945.D **Init Calib. Date(s):** 05/17/2010 05/17/2010
Sample No.(SSTD050##): CCV-3 **Init Calib. Time(s):** 15:32 17:54
Heated Purge: (Y/N) N
GC Column: vrx **ID:** 0.18 **(mm)**

Compound	AVG RRF	CCC RRF	MIN RRF	%D	MAX %D
Vinyl Chloride	0.12	0.12		0.0	20.0
Trichlorofluoromethane (Freon 11)	0.35	0.37		-5.7	20.0
1,1-Dichloroethene	0.20	0.17		15.0	25.0
Methylene Chloride	0.38	0.37		2.6	25.0
1,1,2-Trichlorotrifluoroethane (Fr.113)	0.27	0.30		-11.1	25.0
trans-1,2-Dichloroethene	0.28	0.25		10.7	25.0
Methyl-t-butyl ether	0.85	0.77		9.4	25.0
1,1-Dichloroethane	0.51	0.48	0.10	5.9	25.0
cis-1,2-Dichloroethene	0.34	0.32		5.9	25.0
Chloroform	0.50	0.49		2.0	25.0
1,2-Dichloroethane	0.43	0.43		0.0	25.0
1,1,1-Trichloroethane	0.37	0.32		13.5	25.0
Carbon Tetrachloride	0.32	0.32		0.0	25.0
Benzene	1.03	0.99		3.9	25.0
Trichloroethene	0.30	0.29		3.3	25.0
1,4-Dioxane	0.21	0.20		4.8	25.0
1,1,2-Trichloroethane	0.22	0.23		-4.5	25.0
Toluene	2.67	2.66		0.4	25.0
1,2-Dibromoethane (EDB)	0.72	0.72		0.0	25.0
Tetrachloroethene	0.72	0.68		5.6	25.0
1,1,1,2-Tetrachloroethane	0.68	0.61		10.3	25.0
Chlorobenzene	1.90	1.81	0.30	4.7	25.0
Ethylbenzene	2.83	2.77		2.1	25.0
p & m-Xylene	4.36	4.26		2.3	25.0
1,1,2,2-Tetrachloroethane	0.98	0.98	0.30	0.0	25.0
o-Xylene	1.11	1.06		4.5	25.0
1,2,3-Trichloropropane	1.16	1.23		-6.0	25.0
Isopropylbenzene	3.02	2.95		2.3	25.0
1,3,5-Trimethylbenzene	2.35	2.28		3.0	25.0
1,2,4-Trimethylbenzene	2.24	2.17		3.1	25.0
1,3-Dichlorobenzene	1.38	1.36		1.4	25.0
1,4-Dichlorobenzene	1.50	1.47		2.0	25.0
1,2-Dichlorobenzene	1.32	1.28		3.0	25.0
1,2,4-Trichlorobenzene	1.00	0.92		8.0	25.0
Naphthalene	2.71	2.84		-4.8	25.0
1,2,3-Trichlorobenzene	1.08	0.99		8.3	25.0
2-Methylnaphthalene	1.67	1.90		-13.8	25.0
1,2-DCA-d4	0.08	0.08		0.0	
Toluene-d8	2.26	2.19		3.1	

Beacon Environmental Services, Inc.
VOLATILE CONTINUING CALIBRATION CHECK

Lab Name: Beacon Environmental Services, Inc.
Project: 2315
Lab Code: BEACON **Case No.:** 2315 **SDG No.:** 2315

Instrument: tdgcms **Calibration Date:** 05/30/2010 **Time:** 00:04
Lab File ID: 10052945.D **Init Calib. Date(s):** 05/17/2010 05/17/2010
Sample No.(SSTD050##): CCV-3 **Init Calib. Time(s):** 15:32 17:54
Heated Purge: (Y/N) N
GC Column: vrx **ID:** 0.18 **(mm)**

Compound	AVG RRF	CCC RRF	MIN RRF	%D	MAX %D
Bromofluorobenzene	0.88	0.93		-5.7	

All other compounds must meet a minimum RRF of 0.010 and a maximum %D of 30.

Beacon Environmental Services, Inc.
VOLATILE CONTINUING CALIBRATION CHECK

Lab Name: Beacon Environmental Services, Inc.
Project: 2315
Lab Code: BEACON **Case No.:** 2315 **SDG No.:** 2315

Instrument: tdgcms **Calibration Date:** 05/30/2010 **Time:** 11:55
Lab File ID: 10053002.D **Init Calib. Date(s):** 05/17/2010 05/17/2010
Sample No.(SSTD050##): CCV-4 **Init Calib. Time(s):** 15:32 17:54
Heated Purge: (Y/N) N
GC Column: vrx **ID:** 0.18 **(mm)**

Compound	AVG RRF	CCC RRF	MIN RRF	%D	MAX %D
Vinyl Chloride	0.12	0.13		-8.3	20.0
Trichlorofluoromethane (Freon 11)	0.35	0.30		14.3	20.0
1,1-Dichloroethene	0.20	0.19		5.0	25.0
Methylene Chloride	0.38	0.38		0.0	25.0
1,1,2-Trichlorotrifluoroethane (Fr.113)	0.27	0.26		3.7	25.0
trans-1,2-Dichloroethene	0.28	0.27		3.6	25.0
Methyl-t-butyl ether	0.85	0.87		-2.4	25.0
1,1-Dichloroethane	0.51	0.51	0.10	0.0	25.0
cis-1,2-Dichloroethene	0.34	0.35		-2.9	25.0
Chloroform	0.50	0.53		-6.0	25.0
1,2-Dichloroethane	0.43	0.45		-4.7	25.0
1,1,1-Trichloroethane	0.37	0.36		2.7	25.0
Carbon Tetrachloride	0.32	0.29		9.4	25.0
Benzene	1.03	1.07		-3.9	25.0
Trichloroethene	0.30	0.30		0.0	25.0
1,4-Dioxane	0.21	0.22		-4.8	25.0
1,1,2-Trichloroethane	0.22	0.25		-13.6	25.0
Toluene	2.67	2.65		0.7	25.0
1,2-Dibromoethane (EDB)	0.72	0.72		0.0	25.0
Tetrachloroethene	0.72	0.68		5.6	25.0
1,1,1,2-Tetrachloroethane	0.68	0.64		5.9	25.0
Chlorobenzene	1.90	1.83	0.30	3.7	25.0
Ethylbenzene	2.83	2.86		-1.1	25.0
p & m-Xylene	4.36	4.41		-1.1	25.0
1,1,2,2-Tetrachloroethane	0.98	1.00	0.30	-2.0	25.0
o-Xylene	1.11	1.11		0.0	25.0
1,2,3-Trichloropropane	1.16	1.14		1.7	25.0
Isopropylbenzene	3.02	3.07		-1.7	25.0
1,3,5-Trimethylbenzene	2.35	2.39		-1.7	25.0
1,2,4-Trimethylbenzene	2.24	2.19		2.2	25.0
1,3-Dichlorobenzene	1.38	1.22		11.6	25.0
1,4-Dichlorobenzene	1.50	1.49		0.7	25.0
1,2-Dichlorobenzene	1.32	1.35		-2.3	25.0
1,2,4-Trichlorobenzene	1.00	1.01		-1.0	25.0
Naphthalene	2.71	2.88		-6.3	25.0
1,2,3-Trichlorobenzene	1.08	1.06		1.9	25.0
2-Methylnaphthalene	1.67	1.88		-12.6	25.0
1,2-DCA-d4	0.08	0.08		0.0	
Toluene-d8	2.26	2.20		2.7	

Beacon Environmental Services, Inc.
VOLATILE CONTINUING CALIBRATION CHECK

Lab Name: Beacon Environmental Services, Inc.
Project: 2315
Lab Code: BEACON **Case No.:** 2315 **SDG No.:** 2315

Instrument: tdgcms **Calibration Date:** 05/30/2010 **Time:** 11:55
Lab File ID: 10053002.D **Init Calib. Date(s):** 05/17/2010 05/17/2010
Sample No.(SSTD050##): CCV-4 **Init Calib. Time(s):** 15:32 17:54
Heated Purge: (Y/N) N
GC Column: vrx **ID:** 0.18 **(mm)**

Compound	AVG RRF	CCC RRF	MIN RRF	%D	MAX %D
Bromofluorobenzene	0.88	0.91		-3.4	

All other compounds must meet a minimum RRF of 0.010 and a maximum %D of 30.

Beacon Environmental Services, Inc.
VOLATILE CONTINUING CALIBRATION CHECK

Lab Name: Beacon Environmental Services, Inc.
Project: 2315
Lab Code: BEACON **Case No.:** 2315 **SDG No.:** 2315

Instrument: tdgcms **Calibration Date:** 05/30/2010 **Time:** 20:21
Lab File ID: 10053028.D **Init Calib. Date(s):** 05/17/2010 05/17/2010
Sample No.(SSTD050##): CCV-5 **Init Calib. Time(s):** 15:32 17:54
Heated Purge: (Y/N) N
GC Column: vrx **ID:** 0.18 **(mm)**

Compound	AVG RRF	CCC RRF	MIN RRF	%D	MAX %D
Vinyl Chloride	0.12	0.13		-8.3	20.0
Trichlorofluoromethane (Freon 11)	0.35	0.33		5.7	20.0
1,1-Dichloroethene	0.20	0.21		-5.0	25.0
Methylene Chloride	0.38	0.41		-7.9	25.0
1,1,2-Trichlorotrifluoroethane (Fr.113)	0.27	0.25		7.4	25.0
trans-1,2-Dichloroethene	0.28	0.27		3.6	25.0
Methyl-t-butyl ether	0.85	0.87		-2.4	25.0
1,1-Dichloroethane	0.51	0.50	0.10	2.0	25.0
cis-1,2-Dichloroethene	0.34	0.34		0.0	25.0
Chloroform	0.50	0.52		-4.0	25.0
1,2-Dichloroethane	0.43	0.45		-4.7	25.0
1,1,1-Trichloroethane	0.37	0.35		5.4	25.0
Carbon Tetrachloride	0.32	0.29		9.4	25.0
Benzene	1.03	1.05		-1.9	25.0
Trichloroethene	0.30	0.29		3.3	25.0
1,4-Dioxane	0.21	0.22		-4.8	25.0
1,1,2-Trichloroethane	0.22	0.24		-9.1	25.0
Toluene	2.67	2.58		3.4	25.0
1,2-Dibromoethane (EDB)	0.72	0.70		2.8	25.0
Tetrachloroethene	0.72	0.68		5.6	25.0
1,1,1,2-Tetrachloroethane	0.68	0.62		8.8	25.0
Chlorobenzene	1.90	1.82	0.30	4.2	25.0
Ethylbenzene	2.83	2.78		1.8	25.0
p & m-Xylene	4.36	4.25		2.5	25.0
1,1,2,2-Tetrachloroethane	0.98	0.99	0.30	-1.0	25.0
o-Xylene	1.11	1.05		5.4	25.0
1,2,3-Trichloropropane	1.16	1.17		-0.9	25.0
Isopropylbenzene	3.02	2.97		1.7	25.0
1,3,5-Trimethylbenzene	2.35	2.20		6.4	25.0
1,2,4-Trimethylbenzene	2.24	2.21		1.3	25.0
1,3-Dichlorobenzene	1.38	1.29		6.5	25.0
1,4-Dichlorobenzene	1.50	1.53		-2.0	25.0
1,2-Dichlorobenzene	1.32	1.32		0.0	25.0
1,2,4-Trichlorobenzene	1.00	0.98		2.0	25.0
Naphthalene	2.71	2.85		-5.2	25.0
1,2,3-Trichlorobenzene	1.08	1.02		5.6	25.0
2-Methylnaphthalene	1.67	1.79		-7.2	25.0
1,2-DCA-d4	0.08	0.08		0.0	
Toluene-d8	2.26	2.16		4.4	

Beacon Environmental Services, Inc.
VOLATILE CONTINUING CALIBRATION CHECK

Lab Name:	Beacon Environmental Services, Inc.				
Project:	2315				
Lab Code:	BEACON	**Case No.:**	2315	**SDG No.:**	2315

Instrument:	tdgcms	**Calibration Date:**	05/30/2010	**Time:**	20:21
Lab File ID:	10053028.D	**Init Calib. Date(s):**		05/17/2010	05/17/2010
Sample No.(SSTD050##):	CCV-5	**Init Calib. Time(s):**		15:32	17:54
Heated Purge: (Y/N)	N				
GC Column:	vrx	**ID:**	0.18 **(mm)**		

Compound	AVG RRF	CCC RRF	MIN RRF	%D	MAX %D
Bromofluorobenzene	0.88	0.92		-4.5	

All other compounds must meet a minimum RRF of 0.010 and a maximum %D of 30.

Beacon Environmental Services, Inc.
VOLATILE CONTINUING CALIBRATION CHECK

Lab Name: Beacon Environmental Services, Inc.
Project: 2315
Lab Code: BEACON **Case No.:** 2315 **SDG No.:** 2315

Instrument: tdgcms **Calibration Date:** 05/31/2010 **Time:** 04:47
Lab File ID: 10053054.D **Init Calib. Date(s):** 05/17/2010 05/17/2010
Sample No.(SSTD050##): CCV-6 **Init Calib. Time(s):** 15:32 17:54
Heated Purge: (Y/N) N
GC Column: vrx **ID:** 0.18 **(mm)**

Compound	AVG RRF	CCC RRF	MIN RRF	%D	MAX %D
Vinyl Chloride	0.12	0.13		-8.3	20.0
Trichlorofluoromethane (Freon 11)	0.35	0.30		14.3	20.0
1,1-Dichloroethene	0.20	0.18		10.0	25.0
Methylene Chloride	0.38	0.38		0.0	25.0
1,1,2-Trichlorotrifluoroethane (Fr.113)	0.27	0.25		7.4	25.0
trans-1,2-Dichloroethene	0.28	0.26		7.1	25.0
Methyl-t-butyl ether	0.85	0.80		5.9	25.0
1,1-Dichloroethane	0.51	0.50	0.10	2.0	25.0
cis-1,2-Dichloroethene	0.34	0.35		-2.9	25.0
Chloroform	0.50	0.51		-2.0	25.0
1,2-Dichloroethane	0.43	0.45		-4.7	25.0
1,1,1-Trichloroethane	0.37	0.33		10.8	25.0
Carbon Tetrachloride	0.32	0.32		0.0	25.0
Benzene	1.03	1.06		-2.9	25.0
Trichloroethene	0.30	0.31		-3.3	25.0
1,4-Dioxane	0.21	0.23		-9.5	25.0
1,1,2-Trichloroethane	0.22	0.25		-13.6	25.0
Toluene	2.67	2.62		1.9	25.0
1,2-Dibromoethane (EDB)	0.72	0.73		-1.4	25.0
Tetrachloroethene	0.72	0.66		8.3	25.0
1,1,1,2-Tetrachloroethane	0.68	0.62		8.8	25.0
Chlorobenzene	1.90	1.81	0.30	4.7	25.0
Ethylbenzene	2.83	2.86		-1.1	25.0
p & m-Xylene	4.36	3.55		18.6	25.0
1,1,2,2-Tetrachloroethane	0.98	0.92	0.30	6.1	25.0
o-Xylene	1.11	1.07		3.6	25.0
1,2,3-Trichloropropane	1.16	1.06		8.6	25.0
Isopropylbenzene	3.02	2.89		4.3	25.0
1,3,5-Trimethylbenzene	2.35	2.26		3.8	25.0
1,2,4-Trimethylbenzene	2.24	2.07		7.6	25.0
1,3-Dichlorobenzene	1.38	1.34		2.9	25.0
1,4-Dichlorobenzene	1.50	1.44		4.0	25.0
1,2-Dichlorobenzene	1.32	1.42		-7.6	25.0
1,2,4-Trichlorobenzene	1.00	1.01		-1.0	25.0
Naphthalene	2.71	2.86		-5.5	25.0
1,2,3-Trichlorobenzene	1.08	0.98		9.3	25.0
2-Methylnaphthalene	1.67	1.85		-10.8	25.0
1,2-DCA-d4	0.08	0.09		-12.5	
Toluene-d8	2.26	2.27		-0.4	

Beacon Environmental Services, Inc.
VOLATILE CONTINUING CALIBRATION CHECK

Lab Name: Beacon Environmental Services, Inc.
Project: 2315
Lab Code: BEACON **Case No.:** 2315 **SDG No.:** 2315

Instrument: tdgcms **Calibration Date:** 05/31/2010 **Time:** 04:47
Lab File ID: 10053054.D **Init Calib. Date(s):** 05/17/2010 05/17/2010
Sample No.(SSTD050##): CCV-6 **Init Calib. Time(s):** 15:32 17:54
Heated Purge: (Y/N) N
GC Column: vrx **ID:** 0.18 **(mm)**

Compound	AVG RRF	CCC RRF	MIN RRF	%D	MAX %D
Bromofluorobenzene	0.88	0.98		-11.4	

All other compounds must meet a minimum RRF of 0.010 and a maximum %D of 30.

Beacon Environmental Services, Inc.
VOLATILE CONTINUING CALIBRATION CHECK

Lab Name: Beacon Environmental Services, Inc.
Project: 2315
Lab Code: BEACON **Case No.:** 2315 **SDG No.:** 2315

Instrument: tdgcms **Calibration Date:** 05/31/2010 **Time:** 13:37
Lab File ID: 10053102.D **Init Calib. Date(s):** 05/17/2010 05/17/2010
Sample No.(SSTD050##): CCV-7 **Init Calib. Time(s):** 15:32 17:54
Heated Purge: (Y/N) N
GC Column: vrx **ID:** 0.18 **(mm)**

Compound	AVG RRF	CCC RRF	MIN RRF	%D	MAX %D
Vinyl Chloride	0.12	0.11		8.3	20.0
Trichlorofluoromethane (Freon 11)	0.35	0.31		11.4	20.0
1,1-Dichloroethene	0.20	0.18		10.0	25.0
Methylene Chloride	0.38	0.35		7.9	25.0
1,1,2-Trichlorotrifluoroethane (Fr.113)	0.27	0.29		-7.4	25.0
trans-1,2-Dichloroethene	0.28	0.25		10.7	25.0
Methyl-t-butyl ether	0.85	0.79		7.1	25.0
1,1-Dichloroethane	0.51	0.47	0.10	7.8	25.0
cis-1,2-Dichloroethene	0.34	0.33		2.9	25.0
Chloroform	0.50	0.49		2.0	25.0
1,2-Dichloroethane	0.43	0.42		2.3	25.0
1,1,1-Trichloroethane	0.37	0.33		10.8	25.0
Carbon Tetrachloride	0.32	0.28		12.5	25.0
Benzene	1.03	0.99		3.9	25.0
Trichloroethene	0.30	0.29		3.3	25.0
1,4-Dioxane	0.21	0.20		4.8	25.0
1,1,2-Trichloroethane	0.22	0.22		0.0	25.0
Toluene	2.67	2.67		0.0	25.0
1,2-Dibromoethane (EDB)	0.72	0.72		0.0	25.0
Tetrachloroethene	0.72	0.67		6.9	25.0
1,1,1,2-Tetrachloroethane	0.68	0.65		4.4	25.0
Chlorobenzene	1.90	1.85	0.30	2.6	25.0
Ethylbenzene	2.83	2.88		-1.8	25.0
p & m-Xylene	4.36	4.37		-0.2	25.0
1,1,2,2-Tetrachloroethane	0.98	1.02	0.30	-4.1	25.0
o-Xylene	1.11	1.12		-0.9	25.0
1,2,3-Trichloropropane	1.16	1.24		-6.9	25.0
Isopropylbenzene	3.02	3.07		-1.7	25.0
1,3,5-Trimethylbenzene	2.35	2.36		-0.4	25.0
1,2,4-Trimethylbenzene	2.24	2.29		-2.2	25.0
1,3-Dichlorobenzene	1.38	1.28		7.2	25.0
1,4-Dichlorobenzene	1.50	1.60		-6.7	25.0
1,2-Dichlorobenzene	1.32	1.28		3.0	25.0
1,2,4-Trichlorobenzene	1.00	1.01		-1.0	25.0
Naphthalene	2.71	2.96		-9.2	25.0
1,2,3-Trichlorobenzene	1.08	1.02		5.6	25.0
2-Methylnaphthalene	1.67	1.75		-4.8	25.0
1,2-DCA-d4	0.08	0.08		0.0	
Toluene-d8	2.26	2.21		2.2	

Beacon Environmental Services, Inc.
VOLATILE CONTINUING CALIBRATION CHECK

Lab Name:	Beacon Environmental Services, Inc.				
Project:	2315				
Lab Code:	BEACON	**Case No.:**	2315	**SDG No.:**	2315

Instrument:	tdgcms	**Calibration Date:**	05/31/2010	**Time:**	13:37
Lab File ID:	10053102.D	**Init Calib. Date(s):**	05/17/2010	05/17/2010	
Sample No.(SSTD050##):	CCV-7	**Init Calib. Time(s):**	15:32	17:54	
Heated Purge: (Y/N)	N				
GC Column:	vrx	**ID:**	0.18 **(mm)**		

Compound	AVG RRF	CCC RRF	MIN RRF	%D	MAX %D
Bromofluorobenzene	0.88	0.93		-5.7	

All other compounds must meet a minimum RRF of 0.010 and a maximum %D of 30.

Beacon Environmental Services, Inc.
VOLATILE CONTINUING CALIBRATION CHECK

Lab Name: Beacon Environmental Services, Inc.
Project: 2315
Lab Code: BEACON **Case No.:** 2315 **SDG No.:** 2315

Instrument: tdgcms **Calibration Date:** 05/31/2010 **Time:** 22:12
Lab File ID: 10053128.D **Init Calib. Date(s):** 05/17/2010 05/17/2010
Sample No.(SSTD050##): CCV-8 **Init Calib. Time(s):** 15:32 17:54
Heated Purge: (Y/N) N
GC Column: vrx **ID:** 0.18 **(mm)**

Compound	AVG RRF	CCC RRF	MIN RRF	%D	MAX %D
Vinyl Chloride	0.12	0.13		-8.3	20.0
Trichlorofluoromethane (Freon 11)	0.35	0.30		14.3	20.0
1,1-Dichloroethene	0.20	0.19		5.0	25.0
Methylene Chloride	0.38	0.39		-2.6	25.0
1,1,2-Trichlorotrifluoroethane (Fr.113)	0.27	0.25		7.4	25.0
trans-1,2-Dichloroethene	0.28	0.25		10.7	25.0
Methyl-t-butyl ether	0.85	0.87		-2.4	25.0
1,1-Dichloroethane	0.51	0.49	0.10	3.9	25.0
cis-1,2-Dichloroethene	0.34	0.34		0.0	25.0
Chloroform	0.50	0.50		0.0	25.0
1,2-Dichloroethane	0.43	0.44		-2.3	25.0
1,1,1-Trichloroethane	0.37	0.35		5.4	25.0
Carbon Tetrachloride	0.32	0.29		9.4	25.0
Benzene	1.03	1.01		1.9	25.0
Trichloroethene	0.30	0.29		3.3	25.0
1,4-Dioxane	0.21	0.21		0.0	25.0
1,1,2-Trichloroethane	0.22	0.23		-4.5	25.0
Toluene	2.67	2.69		-0.7	25.0
1,2-Dibromoethane (EDB)	0.72	0.72		0.0	25.0
Tetrachloroethene	0.72	0.66		8.3	25.0
1,1,1,2-Tetrachloroethane	0.68	0.64		5.9	25.0
Chlorobenzene	1.90	1.88	0.30	1.1	25.0
Ethylbenzene	2.83	2.88		-1.8	25.0
p & m-Xylene	4.36	4.43		-1.6	25.0
1,1,2,2-Tetrachloroethane	0.98	1.02	0.30	-4.1	25.0
o-Xylene	1.11	1.12		-0.9	25.0
1,2,3-Trichloropropane	1.16	1.26		-8.6	25.0
Isopropylbenzene	3.02	3.07		-1.7	25.0
1,3,5-Trimethylbenzene	2.35	2.36		-0.4	25.0
1,2,4-Trimethylbenzene	2.24	2.23		0.4	25.0
1,3-Dichlorobenzene	1.38	1.32		4.3	25.0
1,4-Dichlorobenzene	1.50	1.59		-6.0	25.0
1,2-Dichlorobenzene	1.32	1.24		6.1	25.0
1,2,4-Trichlorobenzene	1.00	0.88		12.0	25.0
Naphthalene	2.71	2.83		-4.4	25.0
1,2,3-Trichlorobenzene	1.08	0.96		11.1	25.0
2-Methylnaphthalene	1.67	1.78		-6.6	25.0
1,2-DCA-d4	0.08	0.08		0.0	
Toluene-d8	2.26	2.25		0.4	

Beacon Environmental Services, Inc.
VOLATILE CONTINUING CALIBRATION CHECK

Lab Name: Beacon Environmental Services, Inc.
Project: 2315
Lab Code: BEACON **Case No.:** 2315 **SDG No.:** 2315

Instrument: tdgcms **Calibration Date:** 05/31/2010 **Time:** 22:12
Lab File ID: 10053128.D **Init Calib. Date(s):** 05/17/2010 05/17/2010
Sample No.(SSTD050##): CCV-8 **Init Calib. Time(s):** 15:32 17:54
Heated Purge: (Y/N) N
GC Column: vrx **ID:** 0.18 **(mm)**

Compound	AVG RRF	CCC RRF	MIN RRF	%D	MAX %D
Bromofluorobenzene	0.88	0.96		-9.1	

All other compounds must meet a minimum RRF of 0.010 and a maximum %D of 30.

Beacon Environmental Services, Inc.
VOLATILE CONTINUING CALIBRATION CHECK

Lab Name: Beacon Environmental Services, Inc.
Project: 2315
Lab Code: BEACON **Case No.:** 2315 **SDG No.:** 2315

Instrument: tdgcms **Calibration Date:** 06/01/2010 **Time:** 06:47
Lab File ID: 10053154.D **Init Calib. Date(s):** 05/17/2010 05/17/2010
Sample No.(SSTD050##): CCV-9 **Init Calib. Time(s):** 15:32 17:54
Heated Purge: (Y/N) N
GC Column: vrx **ID:** 0.18 **(mm)**

Compound	AVG RRF	CCC RRF	MIN RRF	%D	MAX %D
Vinyl Chloride	0.12	0.11		8.3	20.0
Trichlorofluoromethane (Freon 11)	0.35	0.30		14.3	20.0
1,1-Dichloroethene	0.20	0.20		0.0	25.0
Methylene Chloride	0.38	0.35		7.9	25.0
1,1,2-Trichlorotrifluoroethane (Fr.113)	0.27	0.27		0.0	25.0
trans-1,2-Dichloroethene	0.28	0.26		7.1	25.0
Methyl-t-butyl ether	0.85	0.75		11.8	25.0
1,1-Dichloroethane	0.51	0.50	0.10	2.0	25.0
cis-1,2-Dichloroethene	0.34	0.31		8.8	25.0
Chloroform	0.50	0.48		4.0	25.0
1,2-Dichloroethane	0.43	0.41		4.7	25.0
1,1,1-Trichloroethane	0.37	0.34		8.1	25.0
Carbon Tetrachloride	0.32	0.29		9.4	25.0
Benzene	1.03	1.03		0.0	25.0
Trichloroethene	0.30	0.29		3.3	25.0
1,4-Dioxane	0.21	0.21		0.0	25.0
1,1,2-Trichloroethane	0.22	0.24		-9.1	25.0
Toluene	2.67	2.59		3.0	25.0
1,2-Dibromoethane (EDB)	0.72	0.71		1.4	25.0
Tetrachloroethene	0.72	0.65		9.7	25.0
1,1,1,2-Tetrachloroethane	0.68	0.64		5.9	25.0
Chlorobenzene	1.90	1.82	0.30	4.2	25.0
Ethylbenzene	2.83	2.77		2.1	25.0
p & m-Xylene	4.36	4.33		0.7	25.0
1,1,2,2-Tetrachloroethane	0.98	0.99	0.30	-1.0	25.0
o-Xylene	1.11	1.07		3.6	25.0
1,2,3-Trichloropropane	1.16	1.16		0.0	25.0
Isopropylbenzene	3.02	2.99		1.0	25.0
1,3,5-Trimethylbenzene	2.35	2.29		2.6	25.0
1,2,4-Trimethylbenzene	2.24	2.18		2.7	25.0
1,3-Dichlorobenzene	1.38	1.23		10.9	25.0
1,4-Dichlorobenzene	1.50	1.51		-0.7	25.0
1,2-Dichlorobenzene	1.32	1.30		1.5	25.0
1,2,4-Trichlorobenzene	1.00	0.99		1.0	25.0
Naphthalene	2.71	2.87		-5.9	25.0
1,2,3-Trichlorobenzene	1.08	1.03		4.6	25.0
2-Methylnaphthalene	1.67	1.90		-13.8	25.0
1,2-DCA-d4	0.08	0.08		0.0	
Toluene-d8	2.26	2.10		7.1	

Beacon Environmental Services, Inc.
VOLATILE CONTINUING CALIBRATION CHECK

Lab Name: Beacon Environmental Services, Inc.
Project: 2315
Lab Code: BEACON **Case No.:** 2315 **SDG No.:** 2315

Instrument: tdgcms **Calibration Date:** 06/01/2010 **Time:** 06:47
Lab File ID: 10053154.D **Init Calib. Date(s):** 05/17/2010 05/17/2010
Sample No.(SSTD050##): CCV-9 **Init Calib. Time(s):** 15:32 17:54
Heated Purge: (Y/N) N
GC Column: vrx **ID:** 0.18 **(mm)**

Compound	AVG RRF	CCC RRF	MIN RRF	%D	MAX %D
Bromofluorobenzene	0.88	0.91		-3.4	

All other compounds must meet a minimum RRF of 0.010 and a maximum %D of 30.

Beacon Environmental Services, Inc.
VOLATILE CONTINUING CALIBRATION CHECK

Lab Name: Beacon Environmental Services, Inc.
Project: 2315
Lab Code: BEACON **Case No.:** 2315 **SDG No.:** 2315

Instrument: tdgcms **Calibration Date:** 06/01/2010 **Time:** 17:02
Lab File ID: 10060102.D **Init Calib. Date(s):** 05/17/2010 05/17/2010
Sample No.(SSTD050##): CCV-10 **Init Calib. Time(s):** 15:32 17:54
Heated Purge: (Y/N) N
GC Column: vrx **ID:** 0.18 **(mm)**

Compound	AVG RRF	CCC RRF	MIN RRF	%D	MAX %D
Vinyl Chloride	0.12	0.13		-8.3	20.0
Trichlorofluoromethane (Freon 11)	0.35	0.39		-11.4	20.0
1,1-Dichloroethene	0.20	0.22		-10.0	25.0
Methylene Chloride	0.38	0.32		15.8	25.0
1,1,2-Trichlorotrifluoroethane (Fr.113)	0.27	0.26		3.7	25.0
trans-1,2-Dichloroethene	0.28	0.26		7.1	25.0
Methyl-t-butyl ether	0.85	0.82		3.5	25.0
1,1-Dichloroethane	0.51	0.46	0.10	9.8	25.0
cis-1,2-Dichloroethene	0.34	0.32		5.9	25.0
Chloroform	0.50	0.48		4.0	25.0
1,2-Dichloroethane	0.43	0.43		0.0	25.0
1,1,1-Trichloroethane	0.37	0.36		2.7	25.0
Carbon Tetrachloride	0.32	0.31		3.1	25.0
Benzene	1.03	0.91		11.7	25.0
Trichloroethene	0.30	0.26		13.3	25.0
1,4-Dioxane	0.21	0.18		14.3	25.0
1,1,2-Trichloroethane	0.22	0.19		13.6	25.0
Toluene	2.67	2.50		6.4	25.0
1,2-Dibromoethane (EDB)	0.72	0.70		2.8	25.0
Tetrachloroethene	0.72	0.69		4.2	25.0
1,1,1,2-Tetrachloroethane	0.68	0.66		2.9	25.0
Chlorobenzene	1.90	1.79	0.30	5.8	25.0
Ethylbenzene	2.83	2.71		4.2	25.0
p & m-Xylene	4.36	4.34		0.5	25.0
1,1,2,2-Tetrachloroethane	0.98	0.87	0.30	11.2	25.0
o-Xylene	1.11	1.06		4.5	25.0
1,2,3-Trichloropropane	1.16	1.04		10.3	25.0
Isopropylbenzene	3.02	3.07		-1.7	25.0
1,3,5-Trimethylbenzene	2.35	2.30		2.1	25.0
1,2,4-Trimethylbenzene	2.24	2.16		3.6	25.0
1,3-Dichlorobenzene	1.38	1.36		1.4	25.0
1,4-Dichlorobenzene	1.50	1.53		-2.0	25.0
1,2-Dichlorobenzene	1.32	1.28		3.0	25.0
1,2,4-Trichlorobenzene	1.00	1.00		0.0	25.0
Naphthalene	2.71	2.71		0.0	25.0
1,2,3-Trichlorobenzene	1.08	1.06		1.9	25.0
2-Methylnaphthalene	1.67	1.93		-15.6	25.0
1,2-DCA-d4	0.08	0.08		0.0	
Toluene-d8	2.26	2.08		8.0	

Beacon Environmental Services, Inc.
VOLATILE CONTINUING CALIBRATION CHECK

Lab Name: Beacon Environmental Services, Inc.
Project: 2315
Lab Code: BEACON **Case No.:** 2315 **SDG No.:** 2315

Instrument: tdgcms **Calibration Date:** 06/01/2010 **Time:** 17:02
Lab File ID: 10060102.D **Init Calib. Date(s):** 05/17/2010 05/17/2010
Sample No.(SSTD050##): CCV-10 **Init Calib. Time(s):** 15:32 17:54
Heated Purge: (Y/N) N
GC Column: vrx **ID:** 0.18 **(mm)**

Compound	AVG RRF	CCC RRF	MIN RRF	%D	MAX %D
Bromofluorobenzene	0.88	0.92		-4.5	

All other compounds must meet a minimum RRF of 0.010 and a maximum %D of 30.

Beacon Environmental Services, Inc.
VOLATILE CONTINUING CALIBRATION CHECK

Lab Name: Beacon Environmental Services, Inc.
Project: 2315
Lab Code: BEACON **Case No.:** 2315 **SDG No.:** 2315

Instrument: tdgcms **Calibration Date:** 06/02/2010 **Time:** 01:36
Lab File ID: 10060128.D **Init Calib. Date(s):** 05/17/2010 05/17/2010
Sample No.(SSTD050##): CCV-11 **Init Calib. Time(s):** 15:32 17:54
Heated Purge: (Y/N) N
GC Column: vrx **ID:** 0.18 **(mm)**

Compound	AVG RRF	CCC RRF	MIN RRF	%D	MAX %D
Vinyl Chloride	0.12	0.14		-16.7	20.0
Trichlorofluoromethane (Freon 11)	0.35	0.40		-14.3	20.0
1,1-Dichloroethene	0.20	0.23		-15.0	25.0
Methylene Chloride	0.38	0.33		13.2	25.0
1,1,2-Trichlorotrifluoroethane (Fr.113)	0.27	0.27		0.0	25.0
trans-1,2-Dichloroethene	0.28	0.26		7.1	25.0
Methyl-t-butyl ether	0.85	0.88		-3.5	25.0
1,1-Dichloroethane	0.51	0.46	0.10	9.8	25.0
cis-1,2-Dichloroethene	0.34	0.31		8.8	25.0
Chloroform	0.50	0.49		2.0	25.0
1,2-Dichloroethane	0.43	0.46		-7.0	25.0
1,1,1-Trichloroethane	0.37	0.38		-2.7	25.0
Carbon Tetrachloride	0.32	0.35		-9.4	25.0
Benzene	1.03	0.90		12.6	25.0
Trichloroethene	0.30	0.29		3.3	25.0
1,4-Dioxane	0.21	0.18		14.3	25.0
1,1,2-Trichloroethane	0.22	0.19		13.6	25.0
Toluene	2.67	2.41		9.7	25.0
1,2-Dibromoethane (EDB)	0.72	0.67		6.9	25.0
Tetrachloroethene	0.72	0.67		6.9	25.0
1,1,1,2-Tetrachloroethane	0.68	0.69		-1.5	25.0
Chlorobenzene	1.90	1.77	0.30	6.8	25.0
Ethylbenzene	2.83	2.74		3.2	25.0
p & m-Xylene	4.36	4.33		0.7	25.0
1,1,2,2-Tetrachloroethane	0.98	0.85	0.30	13.3	25.0
o-Xylene	1.11	1.03		7.2	25.0
1,2,3-Trichloropropane	1.16	1.03		11.2	25.0
Isopropylbenzene	3.02	2.99		1.0	25.0
1,3,5-Trimethylbenzene	2.35	2.28		3.0	25.0
1,2,4-Trimethylbenzene	2.24	2.17		3.1	25.0
1,3-Dichlorobenzene	1.38	1.30		5.8	25.0
1,4-Dichlorobenzene	1.50	1.53		-2.0	25.0
1,2-Dichlorobenzene	1.32	1.25		5.3	25.0
1,2,4-Trichlorobenzene	1.00	1.02		-2.0	25.0
Naphthalene	2.71	2.67		1.5	25.0
1,2,3-Trichlorobenzene	1.08	1.06		1.9	25.0
2-Methylnaphthalene	1.67	1.83		-9.6	25.0
1,2-DCA-d4	0.08	0.07		12.5	
Toluene-d8	2.26	2.08		8.0	

Beacon Environmental Services, Inc.
VOLATILE CONTINUING CALIBRATION CHECK

Lab Name: Beacon Environmental Services, Inc.
Project: 2315
Lab Code: BEACON **Case No.:** 2315 **SDG No.:** 2315

Instrument: tdgcms **Calibration Date:** 06/02/2010 **Time:** 01:36
Lab File ID: 10060128.D **Init Calib. Date(s):** 05/17/2010 05/17/2010
Sample No.(SSTD050##): CCV-11 **Init Calib. Time(s):** 15:32 17:54
Heated Purge: (Y/N) N
GC Column: vrx **ID:** 0.18 **(mm)**

Compound	AVG RRF	CCC RRF	MIN RRF	%D	MAX %D
Bromofluorobenzene	0.88	0.90		-2.3	

All other compounds must meet a minimum RRF of 0.010 and a maximum %D of 30.

Beacon Environmental Services, Inc.
VOLATILE CONTINUING CALIBRATION CHECK

Lab Name: Beacon Environmental Services, Inc.
Project: 2315
Lab Code: BEACON **Case No.:** 2315 **SDG No.:** 2315

Instrument: tdgcms **Calibration Date:** 06/02/2010 **Time:** 10:11
Lab File ID: 10060154.D **Init Calib. Date(s):** 05/17/2010 05/17/2010
Sample No.(SSTD050##): CCV-12 **Init Calib. Time(s):** 15:32 17:54
Heated Purge: (Y/N) N
GC Column: vrx **ID:** 0.18 **(mm)**

Compound	AVG RRF	CCC RRF	MIN RRF	%D	MAX %D
Vinyl Chloride	0.12	0.14		-16.7	20.0
Trichlorofluoromethane (Freon 11)	0.35	0.40		-14.3	20.0
1,1-Dichloroethene	0.20	0.21		-5.0	25.0
Methylene Chloride	0.38	0.32		15.8	25.0
1,1,2-Trichlorotrifluoroethane (Fr.113)	0.27	0.27		0.0	25.0
trans-1,2-Dichloroethene	0.28	0.25		10.7	25.0
Methyl-t-butyl ether	0.85	0.84		1.2	25.0
1,1-Dichloroethane	0.51	0.45	0.10	11.8	25.0
cis-1,2-Dichloroethene	0.34	0.31		8.8	25.0
Chloroform	0.50	0.52		-4.0	25.0
1,2-Dichloroethane	0.43	0.45		-4.7	25.0
1,1,1-Trichloroethane	0.37	0.39		-5.4	25.0
Carbon Tetrachloride	0.32	0.34		-6.2	25.0
Benzene	1.03	0.94		8.7	25.0
Trichloroethene	0.30	0.29		3.3	25.0
1,4-Dioxane	0.21	0.18		14.3	25.0
1,1,2-Trichloroethane	0.22	0.20		9.1	25.0
Toluene	2.67	2.47		7.5	25.0
1,2-Dibromoethane (EDB)	0.72	0.70		2.8	25.0
Tetrachloroethene	0.72	0.71		1.4	25.0
1,1,1,2-Tetrachloroethane	0.68	0.65		4.4	25.0
Chlorobenzene	1.90	1.77	0.30	6.8	25.0
Ethylbenzene	2.83	2.71		4.2	25.0
p & m-Xylene	4.36	4.41		-1.1	25.0
1,1,2,2-Tetrachloroethane	0.98	0.90	0.30	8.2	25.0
o-Xylene	1.11	1.07		3.6	25.0
1,2,3-Trichloropropane	1.16	1.04		10.3	25.0
Isopropylbenzene	3.02	3.04		-0.7	25.0
1,3,5-Trimethylbenzene	2.35	2.17		7.7	25.0
1,2,4-Trimethylbenzene	2.24	2.11		5.8	25.0
1,3-Dichlorobenzene	1.38	1.26		8.7	25.0
1,4-Dichlorobenzene	1.50	1.43		4.7	25.0
1,2-Dichlorobenzene	1.32	1.22		7.6	25.0
1,2,4-Trichlorobenzene	1.00	1.00		0.0	25.0
Naphthalene	2.71	2.63		3.0	25.0
1,2,3-Trichlorobenzene	1.08	1.09		-0.9	25.0
2-Methylnaphthalene	1.67	1.90		-13.8	25.0
1,2-DCA-d4	0.08	0.08		0.0	
Toluene-d8	2.26	2.11		6.6	

Beacon Environmental Services, Inc.
VOLATILE CONTINUING CALIBRATION CHECK

Lab Name: Beacon Environmental Services, Inc.
Project: 2315
Lab Code: BEACON **Case No.:** 2315 **SDG No.:** 2315

Instrument: tdgcms **Calibration Date:** 06/02/2010 **Time:** 10:11
Lab File ID: 10060154.D **Init Calib. Date(s):** 05/17/2010 05/17/2010
Sample No.(SSTD050##): CCV-12 **Init Calib. Time(s):** 15:32 17:54
Heated Purge: (Y/N) N
GC Column: vrx **ID:** 0.18 **(mm)**

Compound	AVG RRF	CCC RRF	MIN RRF	%D	MAX %D
Bromofluorobenzene	0.88	1.00		-13.6	

All other compounds must meet a minimum RRF of 0.010 and a maximum %D of 30.

Beacon Environmental Services, Inc.
VOLATILE CONTINUING CALIBRATION CHECK

Lab Name: Beacon Environmental Services, Inc.
Project: 2315
Lab Code: BEACON **Case No.:** 2315 **SDG No.:** 2315

Instrument: tdgcms **Calibration Date:** 06/03/2010 **Time:** 08:57
Lab File ID: 10060302.D **Init Calib. Date(s):** 05/17/2010 05/17/2010
Sample No.(SSTD050##): CCV-13 **Init Calib. Time(s):** 15:32 17:54
Heated Purge: (Y/N) N
GC Column: vrx **ID:** 0.18 **(mm)**

Compound	AVG RRF	CCC RRF	MIN RRF	%D	MAX %D
Vinyl Chloride	0.12	0.14		-16.7	20.0
Trichlorofluoromethane (Freon 11)	0.35	0.40		-14.3	20.0
1,1-Dichloroethene	0.20	0.22		-10.0	25.0
Methylene Chloride	0.38	0.39		-2.6	25.0
1,1,2-Trichlorotrifluoroethane (Fr.113)	0.27	0.26		3.7	25.0
trans-1,2-Dichloroethene	0.28	0.27		3.6	25.0
Methyl-t-butyl ether	0.85	0.85		0.0	25.0
1,1-Dichloroethane	0.51	0.44	0.10	13.7	25.0
cis-1,2-Dichloroethene	0.34	0.32		5.9	25.0
Chloroform	0.50	0.51		-2.0	25.0
1,2-Dichloroethane	0.43	0.44		-2.3	25.0
1,1,1-Trichloroethane	0.37	0.38		-2.7	25.0
Carbon Tetrachloride	0.32	0.34		-6.2	25.0
Benzene	1.03	0.91		11.7	25.0
Trichloroethene	0.30	0.27		10.0	25.0
1,4-Dioxane	0.21	0.20		4.8	25.0
1,1,2-Trichloroethane	0.22	0.20		9.1	25.0
Toluene	2.67	2.42		9.4	25.0
1,2-Dibromoethane (EDB)	0.72	0.63		12.5	25.0
Tetrachloroethene	0.72	0.69		4.2	25.0
1,1,1,2-Tetrachloroethane	0.68	0.63		7.4	25.0
Chlorobenzene	1.90	1.78	0.30	6.3	25.0
Ethylbenzene	2.83	2.69		4.9	25.0
p & m-Xylene	4.36	4.65		-6.7	25.0
1,1,2,2-Tetrachloroethane	0.98	0.92	0.30	6.1	25.0
o-Xylene	1.11	1.10		0.9	25.0
1,2,3-Trichloropropane	1.16	1.12		3.4	25.0
Isopropylbenzene	3.02	3.09		-2.3	25.0
1,3,5-Trimethylbenzene	2.35	2.34		0.4	25.0
1,2,4-Trimethylbenzene	2.24	2.30		-2.7	25.0
1,3-Dichlorobenzene	1.38	1.54		-11.6	25.0
1,4-Dichlorobenzene	1.50	1.53		-2.0	25.0
1,2-Dichlorobenzene	1.32	1.42		-7.6	25.0
1,2,4-Trichlorobenzene	1.00	1.09		-9.0	25.0
Naphthalene	2.71	2.42		10.7	25.0
1,2,3-Trichlorobenzene	1.08	0.96		11.1	25.0
2-Methylnaphthalene	1.67	1.92		-15.0	25.0
1,2-DCA-d4	0.08	0.08		0.0	
Toluene-d8	2.26	2.28		-0.9	

Beacon Environmental Services, Inc.
VOLATILE CONTINUING CALIBRATION CHECK

Lab Name: Beacon Environmental Services, Inc.
Project: 2315
Lab Code: BEACON **Case No.:** 2315 **SDG No.:** 2315

Instrument: tdgcms **Calibration Date:** 06/03/2010 **Time:** 08:57
Lab File ID: 10060302.D **Init Calib. Date(s):** 05/17/2010 05/17/2010
Sample No.(SSTD050##): CCV-13 **Init Calib. Time(s):** 15:32 17:54
Heated Purge: (Y/N) N
GC Column: vrx **ID:** 0.18 **(mm)**

Compound	AVG RRF	CCC RRF	MIN RRF	%D	MAX %D
Bromofluorobenzene	0.88	0.83		5.7	

All other compounds must meet a minimum RRF of 0.010 and a maximum %D of 30.

Beacon Environmental Services, Inc.
VOLATILE CONTINUING CALIBRATION CHECK

Lab Name: Beacon Environmental Services, Inc.
Project: 2315
Lab Code: BEACON **Case No.:** 2315 **SDG No.:** 2315

Instrument: tdgcms **Calibration Date:** 06/03/2010 **Time:** 16:13
Lab File ID: 10060324.D **Init Calib. Date(s):** 05/17/2010 05/17/2010
Sample No.(SSTD050##): CCV-14 **Init Calib. Time(s):** 15:32 17:54
Heated Purge: (Y/N) N
GC Column: vrx **ID:** 0.18 **(mm)**

Compound	AVG RRF	CCC RRF	MIN RRF	%D	MAX %D
Vinyl Chloride	0.12	0.13		-8.3	20.0
Trichlorofluoromethane (Freon 11)	0.35	0.41		-17.1	20.0
1,1-Dichloroethene	0.20	0.23		-15.0	25.0
Methylene Chloride	0.38	0.33		13.2	25.0
1,1,2-Trichlorotrifluoroethane (Fr.113)	0.27	0.27		0.0	25.0
trans-1,2-Dichloroethene	0.28	0.26		7.1	25.0
Methyl-t-butyl ether	0.85	0.90		-5.9	25.0
1,1-Dichloroethane	0.51	0.46	0.10	9.8	25.0
cis-1,2-Dichloroethene	0.34	0.32		5.9	25.0
Chloroform	0.50	0.52		-4.0	25.0
1,2-Dichloroethane	0.43	0.47		-9.3	25.0
1,1,1-Trichloroethane	0.37	0.41		-10.8	25.0
Carbon Tetrachloride	0.32	0.34		-6.2	25.0
Benzene	1.03	0.91		11.7	25.0
Trichloroethene	0.30	0.29		3.3	25.0
1,4-Dioxane	0.21	0.18		14.3	25.0
1,1,2-Trichloroethane	0.22	0.20		9.1	25.0
Toluene	2.67	2.45		8.2	25.0
1,2-Dibromoethane (EDB)	0.72	0.68		5.6	25.0
Tetrachloroethene	0.72	0.70		2.8	25.0
1,1,1,2-Tetrachloroethane	0.68	0.66		2.9	25.0
Chlorobenzene	1.90	1.74	0.30	8.4	25.0
Ethylbenzene	2.83	2.73		3.5	25.0
p & m-Xylene	4.36	4.29		1.6	25.0
1,1,2,2-Tetrachloroethane	0.98	0.86	0.30	12.2	25.0
o-Xylene	1.11	1.02		8.1	25.0
1,2,3-Trichloropropane	1.16	1.00		13.8	25.0
Isopropylbenzene	3.02	3.02		0.0	25.0
1,3,5-Trimethylbenzene	2.35	2.16		8.1	25.0
1,2,4-Trimethylbenzene	2.24	2.17		3.1	25.0
1,3-Dichlorobenzene	1.38	1.35		2.2	25.0
1,4-Dichlorobenzene	1.50	1.62		-8.0	25.0
1,2-Dichlorobenzene	1.32	1.25		5.3	25.0
1,2,4-Trichlorobenzene	1.00	0.98		2.0	25.0
Naphthalene	2.71	2.69		0.7	25.0
1,2,3-Trichlorobenzene	1.08	1.08		0.0	25.0
2-Methylnaphthalene	1.67	1.86		-11.4	25.0
1,2-DCA-d4	0.08	0.07		12.5	
Toluene-d8	2.26	2.10		7.1	

Beacon Environmental Services, Inc.
VOLATILE CONTINUING CALIBRATION CHECK

Lab Name: Beacon Environmental Services, Inc.
Project: 2315
Lab Code: BEACON **Case No.:** 2315 **SDG No.:** 2315

Instrument: tdgcms **Calibration Date:** 06/03/2010 **Time:** 16:13
Lab File ID: 10060324.D **Init Calib. Date(s):** 05/17/2010 05/17/2010
Sample No.(SSTD050##): CCV-14 **Init Calib. Time(s):** 15:32 17:54
Heated Purge: (Y/N) N
GC Column: vrx **ID:** 0.18 **(mm)**

Compound	AVG RRF	CCC RRF	MIN RRF	%D	MAX %D
Bromofluorobenzene	0.88	0.97		-10.2	

All other compounds must meet a minimum RRF of 0.010 and a maximum %D of 30.

Beacon Environmental Services, Inc.
VOLATILE INTERNAL STANDARD AREA AND RT SUMMARY

Lab Name: Beacon Environmental Services, Inc.
Project: 2315
Lab Code: BEACON **Case No.:** 2315 **SDG No.:** 2315

Sample No.: CCV-1
Lab File ID: 10052902.D **Analysis Date:** 05/29/2010 **Time:** 09:45
Instrument: tdgcms **Heated Purge:** N **(Y/N)**
GC Column: vrx **ID:** 0.18 **(mm)**

		IS1 ( ) Area	#	RT	#	IS2 ( ) Area	#	RT	#	IS3 ( ) Area	#	RT	#
	12 HOUR STD	112492		4.98		49815		6.27		50677		7.14	
	UPPER LIMIT	224984		5.48		99630		6.77		101354		7.64	
	LOWER LIMIT	56246		4.48		24908		5.77		25338		6.64	
	EPA SAMPLE NO.												
01	MB-1	119332		4.98		45067		6.26		41862		7.12	
02	LCS-1	124181		4.98		55051		6.26		55995		7.12	
03	DCS	113741		4.97		44422		6.25		43202		7.11	
04													
05													
06													
07													
08													
09													
10													
11													
12													
13													
14													
15													
16													
17													
18													
19													
20													
21													
22													
23													
24													
25													
26													
27													

IS1 ( ) = Fluorobenzene
IS2 ( ) = Chlorobenzene-d5
IS3 ( ) = 1,4-Dichlorobenzene-d4

AREA UPPER LIMIT = + 100% of internal standard area
AREA LOWER LIMIT = - 50% of internal standard area
RT UPPER LIMIT = + 0.50 minutes of internal standard RT
RT LOWER LIMIT = - 0.50 minutes of internal standard RT

Beacon Environmental Services, Inc.
VOLATILE INTERNAL STANDARD AREA AND RT SUMMARY

Lab Name: Beacon Environmental Services, Inc.
Project: 2315
Lab Code: BEACON **Case No.:** 2315 **SDG No.:** 2315

Sample No.: CCV-2
Lab File ID: 10052919.D **Analysis Date:** 05/29/2010 **Time:** 15:29
Instrument: tdgcms **Heated Purge:** N **(Y/N)**
GC Column: vrx **ID:** 0.18 **(mm)**

		IS1 ( ) Area	#	RT	#	IS2 ( ) Area	#	RT	#	IS3 ( ) Area	#	RT	#
	12 HOUR STD	117114		4.98		48605		6.25		51137		7.11	
	UPPER LIMIT	234228		5.48		97210		6.75		102274		7.61	
	LOWER LIMIT	58557		4.48		24302		5.75		25568		6.61	
	EPA SAMPLE NO.												
01	MB-2	118634		4.98		45789		6.26		40613		7.13	
02	LCS-2	118423		4.98		50545		6.25		52430		7.11	
03	TRIP-1	113681		4.98		45844		6.28		41508		7.15	
04	SG-AE1	125713		4.98		51863		6.26		52530		7.12	
05	SG-AE1DUP	140215		4.98		56096		6.26		56931		7.12	
06	SG-AE2	122352		4.98		51581		6.26		53347		7.12	
07	SG-AE3	119656		4.98		51915		6.26		52504		7.11	
08	SG-AE4	130524		4.98		53426		6.25		54455		7.10	
09	SG-AE5	153943		4.98		63200		6.25		63472		7.10	
10	SG-AE6	114269		4.98		47337		6.25		48526		7.11	
11	SG-AE7	114047		4.98		51007		6.25		53520		7.11	
12	SG-AE7DUP	140709		4.98		57598		6.25		57085		7.11	
13	SG-AE8	106239		4.98		45490		6.27		47029		7.14	
14	SG-AE9	122830		4.98		50628		6.26		51061		7.12	
15	SG-AE10	127435		4.98		51972		6.27		52009		7.14	
16	SG-AE11	149559		4.98		61327		6.25		64254		7.10	
17	SG-AE12	126211		4.98		52158		6.27		52562		7.14	
18	SG-AE13	133241		4.99		54595		6.27		55030		7.14	
19	SG-AE14	111896		4.98		50058		6.25		51306		7.10	
20	SG-AE15	127990		4.99		52316		6.27		53062		7.14	
21	SG-AE15DUP	130001		4.98		52993		6.26		53380		7.12	
22	SG-AN4	125485		4.98		53834		6.25		53952		7.11	
23	SG-AN4MS	141949		4.99		58047		6.26		56667		7.13	
24	SG-AN4MSD	140587		4.98		57745		6.26		57826		7.12	
25													
26													
27													

IS1 ( ) = Fluorobenzene
IS2 ( ) = Chlorobenzene-d5
IS3 ( ) = 1,4-Dichlorobenzene-d4

AREA UPPER LIMIT = + 100% of internal standard area
AREA LOWER LIMIT = - 50% of internal standard area
RT UPPER LIMIT = + 0.50 minutes of internal standard RT
RT LOWER LIMIT = - 0.50 minutes of internal standard RT

Beacon Environmental Services, Inc.
VOLATILE INTERNAL STANDARD AREA AND RT SUMMARY

Lab Name: Beacon Environmental Services, Inc.
Project: 2315
Lab Code: BEACON **Case No.:** 2315 **SDG No.:** 2315

Sample No.: CCV-3
Lab File ID: 10052945.D **Analysis Date:** 05/30/2010 **Time:** 00:04
Instrument: tdgcms **Heated Purge:** N **(Y/N)**
GC Column: vrx **ID:** 0.18 **(mm)**

		IS1 ( ) Area	#	RT	#	IS2 ( ) Area	#	RT	#	IS3 ( ) Area	#	RT	#
	12 HOUR STD	112765		4.98		48276		6.24		49771		7.10	
	UPPER LIMIT	225530		5.48		96552		6.74		99542		7.60	
	LOWER LIMIT	56382		4.48		24138		5.74		24886		6.60	
	EPA SAMPLE NO.												
01	MB-3	112346		4.98		43311		6.25		39933		7.11	
02	LCS-3	122658		4.98		52166		6.24		54786		7.10	
03	SG-AE16	110470		4.98		48845		6.24		49753		7.10	
04	SG-AE17	124732		4.98		51550		6.24		53261		7.09	
05	SG-AE18	116332		4.98		47922		6.25		44207		7.10	
06	SG-AE19	115409		4.98		50677		6.24		52480		7.09	
07	SG-AE20	118844		4.98		51956		6.24		52946		7.09	
08	TRIP-2	107871		4.98		46130		6.24		45177		7.09	
09	SG-AE21	104103		4.98		46726		6.24		48531		7.08	
10	SG-AE22	111147		4.98		50074		6.24		51104		7.09	
11	SG-AE23	113265		4.98		50216		6.23		51778		7.08	
12	SG-AE24	103882		4.98		48633		6.25		52909		7.10	
13	SG-AE25	121115		4.98		52050		6.25		51887		7.10	
14	SG-AE26	128921		4.98		55001		6.25		56279		7.10	
15	SG-AE26DUP	132172		4.98		54184		6.24		56550		7.10	
16	SG-AE27	129571		4.98		55495		6.25		55399		7.10	
17	SG-AE28	116036		4.98		52523		6.24		53115		7.09	
18	SG-AE29	121945		4.98		46743		6.24		41041		7.09	
19	SG-AE30	116226		4.98		49571		6.24		51407		7.09	
20	SG-AE31	152655		4.98		62776		6.24		62316		7.10	
21	SG-AE31DUP	130949		4.98		59532		6.25		58715		7.11	
22	SG-AN8	121490		4.98		48232		6.24		44992		7.10	
23	SG-AN8MS	124710		4.97		49772		6.25		45278		7.10	
24	SG-AN8MSD	113664		4.98		45061		6.25		40052		7.11	
25													
26													
27													

IS1 ( ) = Fluorobenzene
IS2 ( ) = Chlorobenzene-d5
IS3 ( ) = 1,4-Dichlorobenzene-d4

AREA UPPER LIMIT = + 100% of internal standard area
AREA LOWER LIMIT = - 50% of internal standard area
RT UPPER LIMIT = + 0.50 minutes of internal standard RT
RT LOWER LIMIT = - 0.50 minutes of internal standard RT

Beacon Environmental Services, Inc.
VOLATILE INTERNAL STANDARD AREA AND RT SUMMARY

Lab Name: Beacon Environmental Services, Inc.
Project: 2315
Lab Code: BEACON **Case No.:** 2315 **SDG No.:** 2315

Sample No.: CCV-4
Lab File ID: 10053002.D **Analysis Date:** 05/30/2010 **Time:** 11:55
Instrument: tdgcms **Heated Purge:** N **(Y/N)**
GC Column: vrx **ID:** 0.18 **(mm)**

		IS1 ( ) Area	#	RT	#	IS2 ( ) Area	#	RT	#	IS3 ( ) Area	#	RT	#
	12 HOUR STD	107870		4.97		48495		6.26		48550		7.12	
	UPPER LIMIT	215740		5.47		96990		6.76		97100		7.62	
	LOWER LIMIT	53935		4.47		24248		5.76		24275		6.62	
	EPA SAMPLE NO.												
01	MB-4	107391		4.98		40744		6.27		36224		7.14	
02	LCS-4	107290		4.97		50103		6.26		50790		7.12	
03	SG-AE32	143672		4.98		54802		6.25		55052		7.11	
04	SG-AE33	126801		4.98		49449		6.26		50033		7.12	
05	SG-AE34	140621		4.98		53756		6.26		53428		7.12	
06	SG-AE35	168193		4.98		59241		6.26		55218		7.13	
07	SG-AE36	153667		4.98		58894		6.27		57978		7.14	
08	SG-AE36DUP	143487		4.98		58448		6.27		59492		7.14	
09	SG-AE37	124088		4.98		49989		6.27		49224		7.13	
10	SG-AE38	137831		4.98		54623		6.25		54819		7.11	
11	SG-AE39	127934		4.98		50505		6.25		50697		7.11	
12	SG-AE40	143232		4.98		57548		6.26		57610		7.12	
13	SG-AE40DUP	147438		4.98		57758		6.26		59053		7.12	
14	TRIP-3	118568		4.98		47709		6.26		44430		7.13	
15	SG-AE41	143607		4.98		57475		6.26		57682		7.12	
16	SG-AE42	121678		4.98		46399		6.26		42601		7.13	
17	SG-AE43	156787		4.98		62344		6.26		65679		7.12	
18	SG-AE44	128433		4.98		52163		6.26		52143		7.13	
19	SG-AE45	126851		4.98		51176		6.25		51830		7.10	
20	SG-AE45DUP	127768		4.98		51979		6.25		52552		7.11	
21	SG-AE46	130819		4.98		53189		6.25		55054		7.11	
22	SG-AN20	118801		4.98		50042		6.25		51656		7.10	
23	SG-AN20MS	131159		4.98		54822		6.26		56438		7.13	
24	SG-AN20MSD	126455		4.98		51400		6.26		51026		7.12	
25													
26													
27													

IS1 ( ) = Fluorobenzene
IS2 ( ) = Chlorobenzene-d5
IS3 ( ) = 1,4-Dichlorobenzene-d4

AREA UPPER LIMIT = + 100% of internal standard area
AREA LOWER LIMIT = - 50% of internal standard area
RT UPPER LIMIT = + 0.50 minutes of internal standard RT
RT LOWER LIMIT = - 0.50 minutes of internal standard RT

Beacon Environmental Services, Inc.
VOLATILE INTERNAL STANDARD AREA AND RT SUMMARY

Lab Name: Beacon Environmental Services, Inc.
Project: 2315
Lab Code: BEACON **Case No.:** 2315 **SDG No.:** 2315

Sample No.: CCV-5
Lab File ID: 10053028.D **Analysis Date:** 05/30/2010 **Time:** 20:21
Instrument: tdgcms **Heated Purge:** N **(Y/N)**
GC Column: vrx **ID:** 0.18 **(mm)**

		IS1 ( ) Area	#	RT	#	IS2 ( ) Area	#	RT	#	IS3 ( ) Area	#	RT	#
	12 HOUR STD	111704		4.98		51304		6.25		51560		7.11	
	UPPER LIMIT	223408		5.48		102608		6.75		103120		7.61	
	LOWER LIMIT	55852		4.48		25652		5.75		25780		6.61	
	EPA SAMPLE NO.												
01	MB-5	113737		4.98		44302		6.25		40129		7.11	
02	LCS-5	103326		4.98		51595		6.25		53163		7.11	
03	SG-AN1	120613		4.98		49861		6.24		50667		7.09	
04	SG-AN2	133763		4.98		55562		6.25		55163		7.11	
05	SG-AN3	127082		4.98		52475		6.25		52581		7.11	
06	SG-AN5	120912		4.98		50984		6.28		50579		7.15	
07	SG-AN6	120870		4.98		50371		6.26		52117		7.13	
08	SG-AN7	148689		4.98		54627		6.27		50147		7.14	
09	SG-AN7DUP	151131		4.98		57580		6.25		52417		7.11	
10	SG-AN9	133510		4.98		54611		6.27		55049		7.13	
11	SG-AN10	114513		4.98		49760		6.25		50630		7.11	
12	SG-AN11	117221		4.98		48034		6.25		48101		7.11	
13	SG-AN12	116793		4.98		49126		6.26		49316		7.12	
14	SG-AN13	129143		4.98		53474		6.25		52928		7.11	
15	SG-AN14	117625		4.98		50597		6.25		51287		7.10	
16	SG-AN15	143980		4.98		61109		6.24		61521		7.09	
17	SG-AN16	122680		4.98		53720		6.24		54996		7.09	
18	SG-AN17	106901		4.98		47998		6.24		49207		7.10	
19	SG-AN18	128109		4.98		53392		6.23		56926		7.08	
20	SG-AN19	128086		4.98		53456		6.25		55239		7.10	
21	SG-AN19DUP	131199		4.98		54544		6.25		56036		7.10	
22	SG-AN33	116807		4.98		51930		6.24		52308		7.09	
23	SG-AN33MS	117434		4.98		49777		6.24		49338		7.09	
24	SG-AN33MSD	118123		4.98		51325		6.24		51196		7.09	
25													
26													
27													

IS1 ( ) = Fluorobenzene
IS2 ( ) = Chlorobenzene-d5
IS3 ( ) = 1,4-Dichlorobenzene-d4

AREA UPPER LIMIT = + 100% of internal standard area
AREA LOWER LIMIT = - 50% of internal standard area
RT UPPER LIMIT = + 0.50 minutes of internal standard RT
RT LOWER LIMIT = - 0.50 minutes of internal standard RT

Beacon Environmental Services, Inc.
VOLATILE INTERNAL STANDARD AREA AND RT SUMMARY

Lab Name: Beacon Environmental Services, Inc.
Project: 2315
Lab Code: BEACON **Case No.:** 2315 **SDG No.:** 2315

Sample No.: CCV-6
Lab File ID: 10053054.D **Analysis Date:** 05/31/2010 **Time:** 04:47
Instrument: tdgcms **Heated Purge:** N **(Y/N)**
GC Column: vrx **ID:** 0.18 **(mm)**

		IS1 ( ) Area	#	RT	#	IS2 ( ) Area	#	RT	#	IS3 ( ) Area	#	RT	#
	12 HOUR STD	114604		4.98		52993		6.23		55000		7.08	
	UPPER LIMIT	229208		5.48		105986		6.73		110000		7.58	
	LOWER LIMIT	57302		4.48		26496		5.73		27500		6.58	
	EPA SAMPLE NO.												
01	MB-6	105916		4.98		41269		6.24		38988		7.09	
02	LCS-6	107753		4.98		48626		6.23		51221		7.08	
03	TRIP-4	104684		4.98		44540		6.23		44103		7.08	
04	SG-AN21	119909		4.98		51601		6.24		53147		7.09	
05	SG-AN22	121393		4.98		55068		6.24		56129		7.09	
06	SG-AN23	116752		4.98		50741		6.25		51321		7.10	
07	SG-AN24	141406		4.98		52381		6.25		46542		7.11	
08	SG-AN25	117490		4.98		51689		6.25		51404		7.10	
09	SG-AN26	102724		4.98		50727		6.25		53517		7.10	
10	SG-AN27	111380		4.98		51414		6.25		51726		7.11	
11	SG-AN28	110846		4.98		49718		6.26		51300		7.12	
12	SG-AN29	107562		4.98		48455		6.26		48517		7.12	
13	SG-AN30	151514		4.98		66638		6.26		66625		7.12	
14	SG-AN31	112343		4.98		49563		6.27		50337		7.13	
15	SG-AN32	120559		4.98		52589		6.27		52648		7.14	
16	SG-AN34	116347		4.98		45448		6.24		40767		7.10	
17	SG-AN35	153062		4.98		67558		6.26		69122		7.12	
18	SG-AW1	120249		4.98		53279		6.26		53648		7.12	
19	SG-AW1DUP	115998		4.98		54012		6.26		55587		7.13	
20	SG-AW2	95689		4.98		47913		6.25		51870		7.10	
21	SG-AW3	129603		4.98		55404		6.26		51748		7.12	
22	SG-AW12	117112		4.99		55161		6.26		55655		7.13	
23	SG-AW12MS	110289		4.98		51157		6.25		51702		7.10	
24	SG-AW12MSD	119028		4.98		52484		6.25		52645		7.11	
25													
26													
27													

IS1 ( ) = Fluorobenzene
IS2 ( ) = Chlorobenzene-d5
IS3 ( ) = 1,4-Dichlorobenzene-d4

AREA UPPER LIMIT = + 100% of internal standard area
AREA LOWER LIMIT = - 50% of internal standard area
RT UPPER LIMIT = + 0.50 minutes of internal standard RT
RT LOWER LIMIT = - 0.50 minutes of internal standard RT

Beacon Environmental Services, Inc.
VOLATILE INTERNAL STANDARD AREA AND RT SUMMARY

Lab Name: Beacon Environmental Services, Inc.
Project: 2315
Lab Code: BEACON **Case No.:** 2315 **SDG No.:** 2315

Sample No.: CCV-7
Lab File ID: 10053102.D **Analysis Date:** 05/31/2010 **Time:** 13:37
Instrument: tdgcms **Heated Purge:** N **(Y/N)**
GC Column: vrx **ID:** 0.18 **(mm)**

		IS1 ( ) Area	#	RT	#	IS2 ( ) Area	#	RT	#	IS3 ( ) Area	#	RT	#
	12 HOUR STD	118611		4.98		49142		6.24		49985		7.10	
	UPPER LIMIT	237222		5.48		98284		6.74		99970		7.60	
	LOWER LIMIT	59306		4.48		24571		5.74		24992		6.60	
	EPA SAMPLE NO.												
01	MB-7	112431		4.98		43252		6.25		40991		7.10	
02	LCS-7	105241		4.98		53027		6.25		53535		7.11	
03	SG-AW4	99796		4.98		56523		6.24		58924		7.08	
04	SG-AW5	129356		4.98		51465		6.24		51512		7.09	
05	SG-AW6	138132		4.98		49034		6.24		45791		7.10	
06	SG-AW7	132729		4.98		52894		6.24		54236		7.09	
07	SG-AW8	124833		4.98		49869		6.24		51216		7.09	
08	SG-AW9	132440		4.98		44489		6.24		40447		7.10	
09	SG-AW10	125267		4.98		51307		6.25		52470		7.10	
10	SG-AW11	126018		4.98		47117		6.24		52554		7.09	
11	SG-AW11DUP	123346		4.98		50096		6.24		50040		7.09	
12	SG-AW13	125496		4.98		50479		6.25		50660		7.11	
13	SG-AW14	123021		4.98		51461		6.24		52894		7.09	
14	SG-AW15	122697		4.98		51906		6.24		54307		7.09	
15	SG-AW16	141064		4.98		57008		6.25		58378		7.11	
16	SG-AW17	126956		4.98		51340		6.24		50707		7.09	
17	SG-AW18	153299		4.98		62789		6.25		64325		7.10	
18	SG-AW19	112744		4.98		49212		6.24		50174		7.09	
19	SG-AW20	78848		4.98		32729		6.24		35805		7.09	
20	TRIP-5	101903		4.98		42786		6.25		41500		7.10	
21	SG-AW21	142051		4.98		57988		6.24		58678		7.09	
22	SG-AW39	113646		4.98		48794		6.25		49020		7.10	
23	MS-AW39	116291		4.98		51241		6.24		52084		7.09	
24	MSD-AW39	110466		4.98		49719		6.26		50408		7.13	
25													
26													
27													

IS1 ( ) = Fluorobenzene
IS2 ( ) = Chlorobenzene-d5
IS3 ( ) = 1,4-Dichlorobenzene-d4

AREA UPPER LIMIT = + 100% of internal standard area
AREA LOWER LIMIT = - 50% of internal standard area
RT UPPER LIMIT = + 0.50 minutes of internal standard RT
RT LOWER LIMIT = - 0.50 minutes of internal standard RT

Beacon Environmental Services, Inc.
VOLATILE INTERNAL STANDARD AREA AND RT SUMMARY

Lab Name: Beacon Environmental Services, Inc.
Project: 2315
Lab Code: BEACON **Case No.:** 2315 **SDG No.:** 2315

Sample No.: CCV-8
Lab File ID: 10053128.D **Analysis Date:** 05/31/2010 **Time:** 22:12
Instrument: tdgcms **Heated Purge:** N **(Y/N)**
GC Column: vrx **ID:** 0.18 **(mm)**

		IS1 ( ) Area	#	RT	#	IS2 ( ) Area	#	RT	#	IS3 ( ) Area	#	RT	#
	12 HOUR STD	111112		4.98		47733		6.24		50188		7.10	
	UPPER LIMIT	222224		5.48		95466		6.74		100376		7.60	
	LOWER LIMIT	55556		4.48		23866		5.74		25094		6.60	
	EPA SAMPLE NO.												
01	MB-8	107863		4.98		42825		6.25		39657		7.11	
02	LCS-8	104735		4.98		48700		6.25		49630		7.11	
03	SG-AW22	115883		4.98		48954		6.25		48690		7.10	
04	SG-AW23	121314		4.98		50880		6.26		50865		7.12	
05	SG-AW23DUP	121012		4.99		51074		6.27		52247		7.14	
06	SG-AW24	111108		4.99		47816		6.27		49001		7.14	
07	SG-AW25	122416		4.99		51317		6.26		51537		7.13	
08	SG-AW26	79751		4.99		42233		6.27		52186		7.14	
09	SG-AW27	141492		4.99		52953		6.27		47757		7.14	
10	SG-AW28	156910		4.98		59097		6.27		54658		7.14	
11	SG-AW29	121331		4.98		51454		6.27		52538		7.14	
12	SG-AW30	121763		4.99		52480		6.26		53242		7.12	
13	SG-AW31	124634		4.98		55776		6.26		58509		7.12	
14	SG-AW32	123121		4.99		52671		6.25		54453		7.11	
15	SG-AW32DUP	119298		4.99		53210		6.26		53628		7.12	
16	SG-AW33	106623		4.98		51168		6.26		57621		7.12	
17	SG-AW34	109930		4.98		48875		6.25		49295		7.10	
18	SG-AW35	79930		4.99		34381		6.27		36609		7.13	
19	SG-AW35DUP	127494		4.99		55124		6.26		55775		7.13	
20	SG-AW36	114921		4.99		51606		6.26		53598		7.13	
21	SG-AW37	91920		4.99		45897		6.27		51514		7.14	
22	SG-AW61	101069		4.98		42734		6.26		45492		7.12	
23	SG-AW61MS	119598		4.99		54189		6.26		53950		7.12	
24	SG-AW61MSD	83445		4.99		36821		6.26		40150		7.12	
25													
26													
27													

IS1 ( ) = Fluorobenzene
IS2 ( ) = Chlorobenzene-d5
IS3 ( ) = 1,4-Dichlorobenzene-d4

AREA UPPER LIMIT = + 100% of internal standard area
AREA LOWER LIMIT = - 50% of internal standard area
RT UPPER LIMIT = + 0.50 minutes of internal standard RT
RT LOWER LIMIT = - 0.50 minutes of internal standard RT

Beacon Environmental Services, Inc.
VOLATILE INTERNAL STANDARD AREA AND RT SUMMARY

Lab Name: Beacon Environmental Services, Inc.
Project: 2315
Lab Code: BEACON **Case No.:** 2315 **SDG No.:** 2315

Sample No.: CCV-9
Lab File ID: 10053154.D **Analysis Date:** 06/01/2010 **Time:** 06:47
Instrument: tdgcms **Heated Purge:** N **(Y/N)**
GC Column: vrx **ID:** 0.18 **(mm)**

		IS1 ( ) Area	#	RT	#	IS2 ( ) Area	#	RT	#	IS3 ( ) Area	#	RT	#
	12 HOUR STD	103828		4.98		48188		6.25		49409		7.11	
	UPPER LIMIT	207656		5.48		96376		6.75		98818		7.61	
	LOWER LIMIT	51914		4.48		24094		5.75		24704		6.61	
	EPA SAMPLE NO.												
01	MB-9	87913		4.99		39126		6.26		40684		7.12	
02	LCS-9	87082		4.98		50638		6.27		50756		7.14	
03	TRIP-6	64918		4.98		31983		6.26		32937		7.13	
04	SG-AW38	103660		4.99		45995		6.27		48096		7.14	
05	SG-AW40	98694		4.99		48686		6.28		51227		7.15	
06	SG-AW41	95933		4.98		49318		6.26		52678		7.12	
07	SG-AW42	106010		4.99		51995		6.26		53682		7.12	
08	SG-AW43	110831		4.98		51321		6.25		52135		7.11	
09	SG-AW44	95091		4.98		50100		6.26		58999		7.12	
10	SG-AW45	109051		4.98		47830		6.27		47650		7.13	
11	SG-AW46	55905		4.98		27116		6.25		27839		7.10	
12	SG-AW47	69062		4.98		33050		6.26		36124		7.12	
13	SG-AW48	77143		4.98		35547		6.26		41737		7.13	
14	SG-AW49	68561		4.98		30500		6.26		32851		7.13	
15	SG-AW50	66419		4.99		34368		6.26		38644		7.12	
16	SG-AW51	62040		4.99		29736		6.26		32361		7.12	
17	SG-AW52	65671		4.98		30441		6.26		33855		7.12	
18	SG-AW52	66416		4.98		30187		6.27		32341		7.14	
19	SG-AW53	64506		4.98		32180		6.25		36725		7.11	
20	SG-AW54	66406		4.98		30322		6.25		33055		7.11	
21	SG-AW55	62651		4.98		28691		6.25		30911		7.11	
22	SG-I4	61485		4.98		24981		6.24		25282		7.10	
23	SG-I4MS	58429		4.98		24270		6.25		26730		7.11	
24	SG-I4MSD	57440		4.98		24452		6.25		27851		7.11	
25													
26													
27													

IS1 ( ) = Fluorobenzene
IS2 ( ) = Chlorobenzene-d5
IS3 ( ) = 1,4-Dichlorobenzene-d4

AREA UPPER LIMIT = + 100% of internal standard area
AREA LOWER LIMIT = - 50% of internal standard area
RT UPPER LIMIT = + 0.50 minutes of internal standard RT
RT LOWER LIMIT = - 0.50 minutes of internal standard RT

Beacon Environmental Services, Inc.
VOLATILE INTERNAL STANDARD AREA AND RT SUMMARY

Lab Name: Beacon Environmental Services, Inc.
Project: 2315
Lab Code: BEACON **Case No.:** 2315 **SDG No.:** 2315

Sample No.: CCV-10
Lab File ID: 10060102.D **Analysis Date:** 06/01/2010 **Time:** 17:02
Instrument: tdgcms **Heated Purge:** N **(Y/N)**
GC Column: vrx **ID:** 0.18 **(mm)**

		IS1 ( ) Area	#	RT	#	IS2 ( ) Area	#	RT	#	IS3 ( ) Area	#	RT	#
	12 HOUR STD	66378		4.98		27057		6.25		27875		7.11	
	UPPER LIMIT	132756		5.48		54114		6.75		55750		7.61	
	LOWER LIMIT	33189		4.48		13528		5.75		13938		6.61	
	EPA SAMPLE NO.												
01	MB-10	62809		4.98		24634		6.25		24794		7.10	
02	LCS-10	62348		4.98		26877		6.25		27251		7.10	
03	SG-AW56	69131		4.98		27414		6.24		29506		7.09	
04	SG-AW57	75310		4.98		29400		6.24		31829		7.09	
05	SG-AW58	73173		4.98		29140		6.25		31261		7.11	
06	SG-AW59	75600		4.98		30929		6.25		32946		7.10	
07	SG-AW60	77894		4.98		30063		6.24		32567		7.10	
08	SG-AW63	82088		4.98		31867		6.24		34059		7.10	
09	SG-AW63DUP	76641		4.98		30610		6.26		32762		7.12	
10	SG-AW64	91002		4.98		33519		6.25		37061		7.11	
11	SG-AW65	75204		4.99		30360		6.26		32723		7.12	
12	SG-FHE1	72883		4.98		29437		6.25		31771		7.11	
13	SG-FHE2	71295		4.98		29522		6.26		31659		7.11	
14	SG-FHE3	76857		4.98		30342		6.25		33486		7.10	
15	SG-FHE4	74875		4.99		30614		6.27		32054		7.13	
16	SG-FHE4DUP	71447		4.98		28920		6.25		31142		7.10	
17	SG-I1	73100		4.99		29693		6.27		31681		7.14	
18	SG-I1DUP	67628		4.98		28177		6.23		31150		7.07	
19	SG-I2	67298		4.98		26887		6.22		28927		7.05	
20	SG-I3	60979		4.98		24936		6.24		27518		7.09	
21	SG-I5	54958		4.99		22794		6.28		24724		7.15	
22	SG-I11	47082		4.98		16083		6.26		16822		7.13	
23	SG-I11MS	46277		4.99		17092		6.27		16659		7.14	
24	SG-I11MSD	51254		4.98		18202		6.26		19038		7.13	
25													
26													
27													

IS1 ( ) = Fluorobenzene
IS2 ( ) = Chlorobenzene-d5
IS3 ( ) = 1,4-Dichlorobenzene-d4

AREA UPPER LIMIT = + 100% of internal standard area
AREA LOWER LIMIT = - 50% of internal standard area
RT UPPER LIMIT = + 0.50 minutes of internal standard RT
RT LOWER LIMIT = - 0.50 minutes of internal standard RT

Beacon Environmental Services, Inc.
VOLATILE INTERNAL STANDARD AREA AND RT SUMMARY

Lab Name: Beacon Environmental Services, Inc.
Project: 2315
Lab Code: BEACON **Case No.:** 2315 **SDG No.:** 2315

Sample No.: CCV-11
Lab File ID: 10060128.D **Analysis Date:** 06/02/2010 **Time:** 01:36
Instrument: tdgcms **Heated Purge:** N **(Y/N)**
GC Column: vrx **ID:** 0.18 **(mm)**

		IS1 ( ) Area	#	RT	#	IS2 ( ) Area	#	RT	#	IS3 ( ) Area	#	RT	#
	12 HOUR STD	48116		4.98		20680		6.25		21423		7.11	
	UPPER LIMIT	96232		5.48		41360		6.75		42846		7.61	
	LOWER LIMIT	24058		4.48		10340		5.75		10712		6.61	
	EPA SAMPLE NO.												
01	MB-11	44953		4.98		18735		6.25		18022		7.10	
02	LCS-11	49019		4.98		21857		6.25		22430		7.10	
03	TRIP-7	44937		4.98		19661		6.24		20121		7.10	
04	SG-I6	44087		4.98		20670		6.24		22910		7.09	
05	SG-I7	49514		4.98		21638		6.25		24085		7.10	
06	SG-I8	59893		4.98		24199		6.25		26308		7.11	
07	SG-I9	47464		4.99		21620		6.25		23791		7.11	
08	SG-I10	50402		4.98		18673		6.25		18770		7.11	
09	SG-I10DUP	58854		4.98		20777		6.25		20922		7.10	
10	SG-I12	48719		4.98		22043		6.26		23512		7.12	
11	SG-I13	49954		4.98		21852		6.26		23678		7.12	
12	SG-I14	46552		4.99		20774		6.26		22363		7.12	
13	SG-I15	47927		4.98		21531		6.25		23273		7.10	
14	SG-I16	46648		4.98		21478		6.27		22577		7.13	
15	SG-I17	49234		4.98		21291		6.27		23254		7.13	
16	SG-I18	49210		4.99		22047		6.27		24187		7.13	
17	SG-I19	46317		4.99		20606		6.27		22349		7.15	
18	SG-I20	48393		4.98		21097		6.25		23178		7.11	
19	SG-I21	48015		4.99		21024		6.26		23447		7.13	
20	SG-I22	66668		4.98		26397		6.25		30457		7.10	
21	SG-I23	46717		4.98		20701		6.26		22675		7.13	
22	SG-I31	53051		4.99		22531		6.26		25041		7.13	
23	SG-I31MS	55352		4.99		23301		6.27		25446		7.14	
24	SG-I31MSD	52250		4.98		23405		6.25		25346		7.11	
25													
26													
27													

IS1 ( ) = Fluorobenzene
IS2 ( ) = Chlorobenzene-d5
IS3 ( ) = 1,4-Dichlorobenzene-d4

AREA UPPER LIMIT = + 100% of internal standard area
AREA LOWER LIMIT = - 50% of internal standard area
RT UPPER LIMIT = + 0.50 minutes of internal standard RT
RT LOWER LIMIT = - 0.50 minutes of internal standard RT

Beacon Environmental Services, Inc.
VOLATILE INTERNAL STANDARD AREA AND RT SUMMARY

Lab Name: Beacon Environmental Services, Inc.
Project: 2315
Lab Code: BEACON **Case No.:** 2315 **SDG No.:** 2315

Sample No.: CCV-12
Lab File ID: 10060154.D **Analysis Date:** 06/02/2010 **Time:** 10:11
Instrument: tdgcms **Heated Purge:** N **(Y/N)**
GC Column: vrx **ID:** 0.18 **(mm)**

		IS1 ( ) Area	#	RT	#	IS2 ( ) Area	#	RT	#	IS3 ( ) Area	#	RT	#
	12 HOUR STD	45930		4.98		19671		6.26		21433		7.11	
	UPPER LIMIT	91860		5.48		39342		6.76		42866		7.61	
	LOWER LIMIT	22965		4.48		9836		5.76		10716		6.61	
	EPA SAMPLE NO.												
01	MB-12	45466		4.99		18832		6.26		18075		7.13	
02	LCS-12	46566		4.98		19762		6.26		21724		7.12	
03	TRIP-8	40424		4.98		19549		6.25		20870		7.10	
04	SG-I24	51578		4.99		22319		6.25		24241		7.10	
05	SG-I25	44166		4.98		20818		6.25		23327		7.11	
06	SG-I26	45745		4.98		21189		6.26		23470		7.12	
07	SG-I27	45304		4.98		20501		6.25		21905		7.11	
08	SG-I28	52600		4.98		22325		6.26		24933		7.12	
09	SG-I29	44644		4.98		20610		6.26		21893		7.12	
10	SG-I30	49329		4.99		21539		6.27		23092		7.13	
11	SG-I32	50312		4.98		22894		6.25		24266		7.11	
12	SG-I33	47474		4.99		21805		6.26		23977		7.12	
13	SG-I34	44694		4.98		17996		6.24		18824		7.09	
14	SG-I35	55690		4.98		25595		6.26		29847		7.12	
15	SG-I36	54701		4.98		24608		6.25		28679		7.10	
16	SG-I37	44675		4.98		20535		6.25		22486		7.11	
17	SG-I38	44635		4.98		21493		6.25		24339		7.10	
18	SG-I39	49605		4.98		22193		6.25		24250		7.10	
19	SG-I40	45444		4.98		22165		6.25		24718		7.10	
20	SG-I41	53899		4.98		24172		6.25		27603		7.10	
21	SG-I42	41526		4.98		17618		6.25		18489		7.10	
22	SG-I51	41666		4.98		20936		6.25		23925		7.11	
23	SG-I51MS	44815		4.98		22664		6.25		24547		7.10	
24	SG-I51MSD	47937		4.98		21980		6.24		25369		7.09	
25													
26													
27													

IS1 ( ) = Fluorobenzene
IS2 ( ) = Chlorobenzene-d5
IS3 ( ) = 1,4-Dichlorobenzene-d4

AREA UPPER LIMIT = + 100% of internal standard area
AREA LOWER LIMIT = - 50% of internal standard area
RT UPPER LIMIT = + 0.50 minutes of internal standard RT
RT LOWER LIMIT = - 0.50 minutes of internal standard RT

Beacon Environmental Services, Inc.
VOLATILE INTERNAL STANDARD AREA AND RT SUMMARY

Lab Name: Beacon Environmental Services, Inc.
Project: 2315
Lab Code: BEACON **Case No.:** 2315 **SDG No.:** 2315

Sample No.: CCV-13
Lab File ID: 10060302.D **Analysis Date:** 06/03/2010 **Time:** 08:57
Instrument: tdgcms **Heated Purge:** N **(Y/N)**
GC Column: vrx **ID:** 0.18 **(mm)**

		IS1 ( ) Area	#	RT	#	IS2 ( ) Area	#	RT	#	IS3 ( ) Area	#	RT	#
	12 HOUR STD	46945		4.98		19651		6.29		20208		7.17	
	UPPER LIMIT	93890		5.48		39302		6.79		40416		7.67	
	LOWER LIMIT	23472		4.48		9826		5.79		10104		6.67	
	EPA SAMPLE NO.												
01	MB-13	46103		4.99		18472		6.29		16124		7.17	
02	LCS-13	46921		4.98		20441		6.28		21207		7.16	
03	TRIP-9	49147		4.98		19784		6.28		20364		7.15	
04	AA-1	49923		4.99		19695		6.29		19507		7.17	
05	SG-I43	59245		4.98		20382		6.23		19101		7.08	
06	SG-I44	66747		4.98		25966		6.25		28342		7.11	
07	SG-I45	56284		4.98		22965		6.26		25696		7.12	
08	SG-I46	55839		4.98		22533		6.25		24345		7.11	
09	SG-I46DUP	54827		4.99		22639		6.26		24868		7.12	
10	SG-I47	53954		4.98		18497		6.25		18927		7.11	
11	SG-I48	50877		4.98		17815		6.24		18310		7.09	
12	SG-I49	57001		4.98		23087		6.26		25337		7.12	
13	SG-I50	68617		4.98		27150		6.25		31160		7.11	
14	SG-I52	55413		4.98		22124		6.26		24677		7.12	
15	SG-I53	59381		4.98		24055		6.24		26454		7.09	
16	SG-I54	53826		4.98		22269		6.24		24810		7.09	
17	SG-KM1	52311		4.98		23045		6.25		25273		7.10	
18	SG-KM3	49542		4.98		17740		6.25		17986		7.11	
19	SG-L1	55810		4.98		24027		6.22		26332		7.06	
20	SG-L1MS	53173		4.98		23888		6.24		25771		7.09	
21													
22													
23													
24													
25													
26													
27													

IS1 ( ) = Fluorobenzene
IS2 ( ) = Chlorobenzene-d5
IS3 ( ) = 1,4-Dichlorobenzene-d4

AREA UPPER LIMIT = + 100% of internal standard area
AREA LOWER LIMIT = - 50% of internal standard area
RT UPPER LIMIT = + 0.50 minutes of internal standard RT
RT LOWER LIMIT = - 0.50 minutes of internal standard RT

Beacon Environmental Services, Inc.
VOLATILE INTERNAL STANDARD AREA AND RT SUMMARY

Lab Name: Beacon Environmental Services, Inc.
Project: 2315
Lab Code: BEACON **Case No.:** 2315 **SDG No.:** 2315

Sample No.: CCV-14
Lab File ID: 10060324.D **Analysis Date:** 06/03/2010 **Time:** 16:13
Instrument: tdgcms **Heated Purge:** N **(Y/N)**
GC Column: vrx **ID:** 0.18 **(mm)**

		IS1 ( ) Area	#	RT	#	IS2 ( ) Area	#	RT	#	IS3 ( ) Area	#	RT	#
	12 HOUR STD	44769		4.98		19545		6.25		20493		7.11	
	UPPER LIMIT	89538		5.48		39090		6.75		40986		7.61	
	LOWER LIMIT	22384		4.48		9772		5.75		10246		6.61	
	EPA SAMPLE NO.												
01	MB-14	44233		4.98		18122		6.25		18014		7.10	
02	LCS-14	47203		4.98		21002		6.24		22594		7.10	
03	AA-2	43425		4.98		19247		6.23		20651		7.08	
04	SG-KM2	58288		4.98		23921		6.25		26386		7.11	
05	SG-KM2DUP	56514		4.98		23653		6.24		26977		7.09	
06	SG-L2	52812		4.98		22387		6.24		24993		7.08	
07	SG-L2MS	50265		4.98		23381		6.25		24985		7.10	
08													
09													
10													
11													
12													
13													
14													
15													
16													
17													
18													
19													
20													
21													
22													
23													
24													
25													
26													
27													

IS1 ( ) = Fluorobenzene
IS2 ( ) = Chlorobenzene-d5
IS3 ( ) = 1,4-Dichlorobenzene-d4

AREA UPPER LIMIT = + 100% of internal standard area
AREA LOWER LIMIT = - 50% of internal standard area
RT UPPER LIMIT = + 0.50 minutes of internal standard RT
RT LOWER LIMIT = - 0.50 minutes of internal standard RT

Field Deployment Report

PASSIVE SOIL-GAS SURVEY
FIELD DEPLOYMENT REPORT

Project Information	
Beacon Project No.:	2315
Site Name:	HCEI
Site Location:	Corpus Christi, TX

BEACON ENVIRONMENTAL SERVICES, INC.
323 Williams Street, Suite D, Bel Air, MD 21014 (410) 676-5510

Client Information	
Company Name:	Geo Strata Environmental
Office Location:	San Antonio, TX
Samples Collected By:	C. Holderfield or Robert Green (RG)

FIELD SAMPLE ID	Date Emplaced / Time Emplaced	Date Retrieved / Time Retrieved	Sampling Hole Depth (inches)	FIELD NOTES (e.g., asphalt/concrete/gravel, description of sample location, PID/FID readings)
	5-4-10 /	5/26/10 /		
AN-20 132	0850	5/24/10 0857	12	Brown Dry Soil (Clayey) /MS/MSD/
AN-21 133	0910	" 0910	"	"
AN-22 134	0930	" 1126 RG	"	"
AN-23 135	0952	" 1120	"	Loose Brown Dry Soil
AN-24 136	1005	" 0938	"	"
AN-25 139	1020	5/26/10 1352	"	"
AN-26 140	1032	5/26/10 1359 ~~1432~~ CHH	"	Brown Clayey Soil
AN-27 141	1048	" 1409	13	1st Interval 6 to 8" Crushed Oyster Shells 2nd 8-13" soil + oyster shell
AN-28 142	1105	5/24/10 1432	13	Brown Dry Soil
AW-1 152	1145	" 1024	13	Dry Brown Clayey Soil /Duplicate/
AW-2 153	1156	" 1020	"	Dry Brown Clayey Soil
AW-3 154	1207	" 1010	13	"
AW-4 158	1215	" 1005	13	"
AW-5 159	1224	5/26/10 0959	13	"
AW-6 157	1243	" 1037	13	"

PASSIVE SOIL-GAS SURVEY
FIELD DEPLOYMENT REPORT

Project Information	
Beacon Project No.:	2315
Site Name:	HCEI
Site Location:	Corpus Christi, TX

BEACON ENVIRONMENTAL SERVICES, INC.
323 Williams Street, Suite D, Bel Air, MD 21014 (800) 878-5510

Client Information	
Company Name:	Geo Strata Environmental
Office Location:	San Antonio, TX
Samples Collected By:	C. Holderfield

FIELD SAMPLE ID	Date Emplaced / Time Emplaced	Date Retrieved / Time Retrieved	Sampling Hole Depth (inches)	FIELD NOTES (e.g., asphalt/concrete/gravel, description of sample location, PID/FID readings)
	5/4/10	5/26 & 5/27/10		
AW-7 156	1255	5/26/10 1044	13	Clayey, ~~dark~~ OH Brown, Dry
AW-8 155	1303	" 1050	13	Clayey, very slightly moist, brown
AW-9 161	1422	" 1103	13	"
AW-10 160	1435	" 1110	13	Clayey, dry, brown soil
AW-11 162	1446	" 1121 ~~1116~~	13	" /Duplicate
AW-12 165	1456	" 1116	13	Clayey, very dry, brown /MS/MSD
AW-13 163	1507	" 1127	13	Clayey, very slightly moist, brown
AW-14 164	1516	" 1132	"	"
AW-15 173	1528	" 1145	"	"
AW-16 174	1545	" 1137	"	"
AW-17 177	1556	" 1150	"	Clay, Sandy, dry, brown
AW-18 175	1608	" 1201	"	Clay, dry, brown
AW-19 178	1620	" 1210	"	Clay, very slightly moist, brown
AW-20 176	1629	" 1205	"	Clay, slightly moist, brown w/ oyster fragments
AW-21 199	1653	5/27/10 0829	"	/Dupl ~~Clay~~ Oyster CH shell to depth intermixed with Clay

PASSIVE SOIL-GAS SURVEY
FIELD DEPLOYMENT REPORT

Project Information	
Beacon Project No.:	2315
Site Name:	HCEI
Site Location:	Corpus Christi, TX

BEACON ENVIRONMENTAL SERVICES, INC.
323 Williams Street Suite D Bel An MD 21014 (800) 878-5510

Client Information	
Company Name:	Geo Strata Environmental
Office Location:	San Antonio, TX
Samples Collected By:	C. Holderfield or Robert Green (RG)

FIELD SAMPLE ID		Date Emplaced 05/04/10 Time Emplaced	Date Retrieved 5/27/10 Time Retrieved	Sampling Hole Depth (inches)	FIELD NOTES (e.g., asphalt/concrete/gravel, description of sample location, PID/FID readings)
AW-24	187	1703	5/27/10 0903	13	Clay, slightly moist, brown
AW-25	188	1715	" 0856	"	Clay, dry, light brown, intermixed w/ oyster
AW-30	189	1726	" 0849	"	Clay, dry, brown w/ oyster fragments
AW-29	180	1751	" 0845	15	Clay, very stiff, brown
AW-28	198	1802	5/27/10 0836	13	clay, slightly moist, brown
AW-32	126	1822	" 0809	13	Duplicate Sample - clay, slightly moist, brown
~~FB-1~~	~~125~~				~~AA-1~~ CAH
AA-1		1902	" RG 1649		AW-21 - Closest location to active stack
~~AW-33~~	~~197~~	~~0805~~		13	clay, slightly moist, brown
~~AW-34~~	~~185~~	~~0814~~		"	

CH 5/5/10

PASSIVE SOIL-GAS SURVEY
FIELD DEPLOYMENT REPORT

Project Information	
Beacon Project No.:	2315
Site Name:	HCEI
Site Location:	Corpus Christi, TX

BEACON ENVIRONMENTAL SERVICES, INC

Client Information	
Company Name:	Geo Strata Environmental
Office Location:	San Antonio, TX
Samples Collected By:	Robert Green

FIELD SAMPLE ID	Date Emplaced 05/05/10 Time Emplaced	Date Retrieved 5/26 + 5/27/10 Time Retrieved	Sampling Hole Depth (inches)	FIELD NOTES (e.g., asphalt/concrete/gravel, description of sample location, PID/FID readings)
AW-33 197	0805	5/27/10 0804 RG	13	Clay, slightly moist, brown
AW-34 185	0814	" 0800 RG	"	"
AW-35 190	0824	" 0755 RG	"	"
AW-40 191	0833	5/26/10 1535 RG	"	"
AW-39 184	0841	" ~~0755~~ 1541 CAH RG	"	MS/MSD "
AW-38 151	0848	" 1546 RG	"	"
AW-37 127	0857	" 1553 RG	"	Duplicate, clay, silty, dry, light brown
AW-42 128	0904	5/26/10 1505	"	clay, stiff, slightly moist, brown
AW-43 150	0910	" 1517	"	Clay, stiff, very slightly moist, lt. brown, no vegetation
AW-44 183	0923	" 1518	"	Clay, stiff, slightly moist, brown, surface
AW-45 192	0931	" 1525	"	clay, slightly, moist, brow
AW50 193	0942	" 1632	"	clay, dry, brown
AW-49 182	0950	5/26/10 1441 RG	"	Clay, slightly moist, brown, low vegetation
AW-48 149	0957	" 1447 RG	"	Clay, moist, brown
AW-47 129	1006	" 1459 RG	"	clay, moist, brown

PASSIVE SOIL-GAS SURVEY
FIELD DEPLOYMENT REPORT

Project Information	
Beacon Project No.:	2315
Site Name:	HCEI
Site Location:	Corpus Christi, TX

BEACON ENVIRONMENTAL SERVICES, INC
323 Williams Street Suite D, Bel Air, MD 21014 (410) 879-5510

Client Information	
Company Name:	Geo Strata Environmental
Office Location:	San Antonio, TX
Samples Collected By:	Robert Green

FIELD SAMPLE ID	Date Emplaced / Time Emplaced	Date Retrieved / Time Retrieved	Sampling Hole Depth (inches)	FIELD NOTES (e.g., asphalt/concrete/gravel, description of sample location, PID/FID readings)
AW-52 130	5-5-10 1018	~~5/26/10~~ See Time Column 1402 RG 5/26/10	13	Duplicate, clay, dry, loose, lt. brown
AW-21 125	1037	0935 RG 5/26/10	14	Clay, sandy, dry, lt. brown
AW-26 124	1045	0943 RG 5/26/10	14	Clay, sandy, slightly moist, lt brown
AW-31 123	1053	0950 RG 5/26/10	14	Clay, moist, brown
AW-36 122	1105	0958 RG 5/26/10	14	Clay, slightly moist, brown w/ caliche, mild odor
AW-41 121	1116	1006 RG 5/26/10	14	Clay, medium stiff, slightly moist, lt brown/white small rocks 2MH
AW-46 120	1127 CH	1015 RG 5/26/10	14	Clay, sandy, medium stiff, slightly moist, lt brown
AW-51 119	1136	1022 RG 5/26/10	14	clay, silty, loose, white w/ small rocks
AW-56 118	1147	1034 RG 5/26/10	14	~~MS/MSD~~ CH Clay, dry, brown w/ some oyster frag
AW-61 117	1158	1040 RG 5/26/10	14	MS/MSD Clay, dry, brown w/ small oyster frag
FHE-3 114	1357	0914 RG 5/26/10	14	Clay, dry, brown
FHE-2 115	1406	0900 RG 5/26/10	14	Clay soil, very dry, light brown
FHE-1 116	1417	0855 RG 5/26/10	14	Clay, stiff, moist, brown ~~Duplicate~~
AA-2 116	1441	1044 5/26/10 CH ~~0855 5/26/10~~	NA	Closest to known product plume near FHE-1 and Interstate 37
FHE-4 201	1446	0848 RG 5/26/10	14	Clay, stiff, moist, brown Duplicate

PASSIVE SOIL-GAS SURVEY
FIELD DEPLOYMENT REPORT

Project Information	
Beacon Project No.:	2315
Site Name:	HCEI
Site Location:	Corpus Christi, TX

BEACON ENVIRONMENTAL SERVICES, INC.
323 Williams Street, Suite D, Bel Air, MD 21014 (800) 878-5510

Client Information	
Company Name:	Geo Strata Environmental
Office Location:	San Antonio, TX
Samples Collected By:	Robert Green (RG) or C. Holderfield (CAH)

FIELD SAMPLE ID	Date Emplaced / Time Emplaced	Date Retrieved / Time Retrieved	Sampling Hole Depth (inches)	FIELD NOTES (e.g., asphalt/concrete/gravel, description of sample location, PID/FID readings)
AW53 148	5-5-2010 1508	5/26 & 5/27/10 RG 5/26/10 1409	13	Clay, very dry, very stiff, oyster gray @ surface
AW54 181	1515	" RG 1417	"	Clay, dry, medium stiff, brown
AW55 194	1528	" RG 1424	"	"
AW60 195	1532	RG 5/26/10 1207	"	Clay, slightly moist, stiff, brown
AW59 180	1542	" RG 1214	"	Clay, slightly moist, slightly stiff, brown
AW58 146	1552	" RG 1219	"	Clay, slightly moist, stiff, dark brown
AW57 131	1600	" RG 1225	"	" low vegetation
AW63 147	1611	RG 5/26/10 1147	"	*Duplicate* Clay, dry, very stiff, dark brown
~~AW64~~ AW65 196 179	1621	" RG 1200	"	Clay, dry, stiff, brown, top soil present
~~AW65 196~~				
AW64 179	1638	RG 5/26/10 1153	"	Clay, dry, stiff, brown
AW27 203	1708	RG 5/27/10 0817	"	Clay, very dry, very lt brown - asphalt
RG AW22 202	1717	RG 5/27/10 0822	"	Clay, chalky, very dry, loose, white
AN8 137	1731	CAH 5/26/10 0946	14	Duplicate of MS/MSD: Clay, dry, loose, Oyster @ depth
AN9 138	1739	CAH " 1231	13	Clay, dry, very stiff, dark brown

PASSIVE SOIL-GAS SURVEY
FIELD DEPLOYMENT REPORT

Project Information	
Beacon Project No.:	2315
Site Name:	HCEI
Site Location:	Corpus Christi, TX

BEACON ENVIRONMENTAL SERVICES, INC.
323 Williams Street Suite D Bel Air MD 21014 (800) 878-5510

Client Information	
Company Name:	Geo Strata Environmental
Office Location:	San Antonio, TX
Samples Collected By:	C. Holtzfield

FIELD SAMPLE ID		Date Emplaced / Time Emplaced	Date Retrieved / Time Retrieved	Sampling Hole Depth (inches)	FIELD NOTES (e.g., asphalt/concrete/gravel, description of sample location, PID/FID readings)
		5-5-2010	5/26/10		
AN-10	145	1749	5/26/10 1414	13	Clay, very stiff, very dry, dark brown
AN-11	144	1802	" 1419	13	"
AN-12	166	1818	5/26/10 1644	14	Clay, silty, stiff, slightly moist, dark brown
AN-29	143	1843	5/26/10 1437	13	"
AN-14	168	1913	" 1502	13 ~~14~~ CH	Clay, ~~loose~~ stiff, ~~very dry, lt brown, oyster fragments~~ dry brown (CH)
AN-1	172	1903	" 0832	14	Clay, loose, very dry, lt brown, oyster fragments

PASSIVE SOIL-GAS SURVEY
FIELD DEPLOYMENT REPORT

Project Information	
Beacon Project No.:	2315
Site Name:	HCEI
Site Location:	Corpus Christi, TX

BEACON ENVIRONMENTAL SERVICES, INC.
323 Williams Street, Suite D, Bel Air, MD 21014 (800) 878-5510

Client Information	
Company Name:	Geo Strata Environmental
Office Location:	San Antonio, TX
Samples Collected By:	C. Holderfield

FIELD SAMPLE ID		Date Emplaced / Time Emplaced	Date Retrieved / Time Retrieved	Sampling Hole Depth (inches)	FIELD NOTES (e.g., asphalt/concrete/gravel, description of sample location, PID/FID readings)
		05-06-10	5/26 to 5/27/10		
AN-7	1	0730	0754 5/27/10	13	Duplicate - Clay, stiff, slightly moist, dark brown
AN-6	2	0747	0800 5/27/10	13	Clay, very stiff, dry, dark brown
AN-5	3	0759	0811 5/27/10	13	"
AN4	4	0810	1631 5/26/10	13	*MS/MSD* Clay, very stiff, dry, dark brown
AN9	5	0825	0804 5/27/10	+1	Clay, stiff, very slightly moist, brown
AN8	6	0840	0734 5/27/10	14	Topsoil, Clay, dry, light brown
AN34	7	0911	1618 5/26/10	14	"
AN35	26	0920	0727 5/27/10	14	"
AE3 ~~AN8~~	8	0943	5/27/10 0819	14	"
AE4 ~~AN25~~	25	0953	5/27/10 0823	13	"
AE7	9	1012	" 0829	13	*Duplicate* - Clay, very dry, loose, lt. brown
AE10	10	1021	" 0832	13	Topsoil, Clay, very dry, loose, lt. brown, small pebbles
AE13	11	1035	" 0835	13	Clay, very dry, very stiff, lt brown
AE14	27	1045	" 0841	13	Clay, very slightly moist, stiff, brown
AE17	12	1101	" 1005	13	Sandy soil, loose, very dry, brown

PASSIVE SOIL-GAS SURVEY
FIELD DEPLOYMENT REPORT

Project Information	
Beacon Project No.:	2315
Site Name:	HCEI
Site Location:	Corpus Christi, TX

BEACON ENVIRONMENTAL SERVICES, INC.
323 Williams Street, Suite D, Bel Air, MD 21014 (800) 878-5510

Client Information	
Company Name:	Geo Strata Environmental
Office Location:	San Antonio, TX
Samples Collected By:	C. Holderfield or Robert Green (RG)

FIELD SAMPLE ID		Date Emplaced / Time Emplaced	Date Retrieved / Time Retrieved	Sampling Hole Depth (inches)	FIELD NOTES (e.g., asphalt/concrete/gravel, description of sample location, PID/FID readings)
		5-6-10	5/27/10		
AE 18	24	1110	5/27/10 0847	13	Sandy, some clay, loose, very dry, lt brown
AE 21	13	1120	5/27/10 0853	13	Sandy, clayey, loose, very dry, lt brown
AE 22	14	1133	" 0858	13	Oyster Shell base, very dry, clay @ dept
AE 25	15	1139	" 0904	13	Clay, sandy, loose, dry, brown
AE 28	16	1150	" 0908	13	Clay, sandy, loose, dry, brown, oyster fragments
AE 31	17	1150	" 0912	14	*Duplicate* Clay, slightly stiff, dry, brown
AE 34	18	1213	" 0916	13	Clay, stiff, dry, brown w/ calcretions
AE 35	23	1235	" 0922	13	Clay, loose, dry, brown
AE 38	19	1423	" 0930	13	Clay, stiff, dry, dark brown, sandy @ dept
AE 39	28	1431	" 0937	13	Clay, silty, stiff, dry, dark brown
AE 42	20	1442	" 0932 RG	13	" "
AE 43	22	1452	" 0939 RG	13	Clay, silty, medium stiff, slightly moist, brown
AE 46	21	1501	" 0928 RG	13	Clay, silty, medium stiff, dry, brown
AE 45	29	1510	" 1013 RG	13	Clay, medium stiff, dry, Brown
AE 44	30	1523	" 1008	13	Clay, stiff, very dry, lt. brown

PASSIVE SOIL-GAS SURVEY
FIELD DEPLOYMENT REPORT

Project Information	
Beacon Project No.:	2315
Site Name:	HCEI
Site Location:	Corpus Christi, TX

BEACON ENVIRONMENTAL SERVICES, INC.
323 Williams Street, Suite D, Bel Air, MD 21014 (800) 878-5510

Client Information	
Company Name:	Geo Strata Environmental
Office Location:	San Antonio, TX
Samples Collected By:	C. Holderfield or Robert Green (RG)

FIELD SAMPLE ID		Date Emplaced / Time Emplaced	Date Retrieved / Time Retrieved	Sampling Hole Depth (inches)	FIELD NOTES (e.g., asphalt/concrete/gravel, description of sample location, PID/FID readings)
		5-6-10	5/27/10		
AE40	31	1530	5/27/10 1016	13	*Duplicate* Clay, stiff, dry, brown
AE41	32	1535	" 1019	"	Clay, stiff, dry, brown
AE36	33	1553	" 1025	"	*Duplicate * "
AE37	34	1606	" 1025 RG	13	Clay, stiff, dry, brown
AE32	35	1618	" 1050 RG	13	Clay, stiff, dry, brown
AE33	36	1625	" 1032 RG	"	Clay, stiff, slightly moist, dark brown under canopy
AE29	37	1633	" 1111	"	Clay, stiff, dry, brown
AE30	38	1647 CH	" 1057 RG	"	Clay, slightly stiff, very dry, brown
AE26	39	1657	" 1121	"	Duplicate "
AE27	40	1708	" 1105 RG	"	Clay, slightly stiff, dry, brown
AE23	41	1732	" 1125	14	Clay, Slightly Stiff, very dry, brown
AE24	42	1726	" 1112 RG	13	Clay, stiff, dry brown
AE20	44	1740	" 1120 RG	13	Clay, silty, stiff, very slighty moist, dark brown
AE16	46	1759	" 1124 RG	13	clay, silty, stiff, dry, dark brown
AE12	48	1811	" 1130 RG	13	clay, stiff, very slightly moist, dark brown

PASSIVE SOIL-GAS SURVEY
FIELD DEPLOYMENT REPORT

Project Information	
Beacon Project No.:	2315
Site Name:	HCEI
Site Location:	Corpus Christi, TX

BEACON ENVIRONMENTAL SERVICES, INC.
323 Williams Street Suite D, Bel Air, MD 21014 (800) 878-5510

Client Information	
Company Name:	Geo Strata Environmental
Office Location:	San Antonio, TX
Samples Collected By:	C. Holderfield or Robert Greer (RG)

FIELD SAMPLE ID		Date Emplaced / Time Emplaced	Date Retrieved / Time Retrieved	Sampling Hole Depth (inches)	FIELD NOTES (e.g., asphalt/concrete/gravel, description of sample location, PID/FID readings)
		5-6-10	5/27/10		
AE9	52	1848	5/27/10 1136 RG	13	Clay, stiff, very dry, brown
AE6	51	1859	" 1140 RG	13	Clay, stiff, very slightly moist, dark brown
AE2	54	1911	" 1146 RG	13	Clay, stiff, slightly moist, dark brown
AN33	58	1929	5/27/10 0722	13	*MS/MSD* " Area Devoid of Vegetation
AN17	57	1939	" 1000	13	Clay, stiff, very dry, brown

PASSIVE SOIL-GAS SURVEY
FIELD DEPLOYMENT REPORT

Project Information	
Beacon Project No.:	2315
Site Name:	HCEI
Site Location:	Corpus Christi, TX

BEACON ENVIRONMENTAL SERVICES, INC.
323 Williams Street, Suite D, Bel Air, MD 21014 (800) 878-5510

Client Information	
Company Name:	Geo Strata Environmental
Office Location:	San Antonio, TX
Samples Collected By:	C. Holderfield

FIELD SAMPLE ID		Date Emplaced / Time Emplaced	Date Retrieved / Time Retrieved	Sampling Hole Depth (inches)	FIELD NOTES (e.g., asphalt/concrete/gravel, description of sample location, PID/FID readings)
		5-7-10	5/26 & 5/27/10		
AE19	43	0738	5/27/10 1129	13	clay, stiff, dry, dark brown
AE15	45	0748	" 1134	"	Duplicate - Clay, stiff, very slightly moist, brown
AE11	47	0805	" 1137	"	Clay, stiff, very slighty moist, brown
AE8	49	0813	" 1142	"	clay, stiff, slightly moist, brown
AE5	50	0822	" 1147	"	Sand at surface, below depth clay very stiff, dry, brown
AE1	53	0832	" 1153	"	*Duplicate* Clay, stiff, dry, brown w/ white (caliche?)
AN32	55	0845	5/26/10 1601	"	Clay, sandy, loose, very dry, lt brown
AN16	56	0854	" 1555	"	clay, stiff, dry, dark brown w/ some white
~~AN3~~ AN2	59	0904	" 1545	"	topsoil at surface, clay, dry, slightly loose, brown
AN15	171	0921	5/26/10 1525	"	clay, dry, slightly loose, brown
AN3	60	0936	" 1548	"	clay, slightly moist, slightly stiff, dark brown
AN31	170	0952	" 1532	"	Clay, dry, stiff, brown
I5	61	1001	" 1536	"	"
AN30	169	1015	5/26/10 1507	"	Clay, slightly moist, dry, dark brown
AN13	167	1040	5/26/10 1450	"	"

PASSIVE SOIL-GAS SURVEY
FIELD DEPLOYMENT REPORT

Project Information	
Beacon Project No.:	2315
Site Name:	HCEI
Site Location:	Corpus Christi, TX

BEACON ENVIRONMENTAL SERVICES, INC.
323 Williams Street, Suite D, Bel Air, MD 21014 (800) 878-5510

Client Information	
Company Name:	Geo Strata Environmental
Office Location:	San Antonio, TX
Samples Collected By:	C. Holderfield

FIELD SAMPLE ID		Date Emplaced / Time Emplaced	Date Retrieved / Time Retrieved	Sampling Hole Depth (inches)	FIELD NOTES (e.g., asphalt/concrete/gravel, description of sample location, PID/FID readings)
		5-7-10	5/27/10		
I4	62	1050	5/27/10 1334	13	MS/MSD · Surface Clay, Loose, Dry, Brown, Oyster Base @ Depth
I3	63	1108	" 1339	"	Clay, Loose, Dry, Brown, Oyster throughout
I2	64	1114	" 1343	"	Clay, Loose, Dry Brown
I1	65	1121	" 1348	"	Duplicate, Clay, Loose, Dry, Brown
I6	66	1130	" 1354	"	Clay, Loose, Very Dry, Brown
I7	67	1136	" 1359	"	Clay, Slightly Stiff, Dry, Brown
I8	68	1141	" 1403	"	Clay, Stiff, Slightly moist, brown
I9	69	1147	" 1409	"	Clay, Stiff, dry, brown
I10	70	1155	" 1413	"	Clay, very stiff, very dry, lt brown, oyster fragments
I15	71	1207	" 1424	"	Clay, very stiff, very dry, brown
I14	72	1214	" 1432	"	"
I13	73	1221	" 1435	"	"
I12	74	1243	" 1440	"	Clay, loose, very dry, lt brown w/ white
I11	75	1250	" 1444	"	MS/MSD * Clay, stiff, dry, brown
I20	79	1458	" 1518	"	Clay, stiff, dry, brown (cracked surface)

PASSIVE SOIL-GAS SURVEY
FIELD DEPLOYMENT REPORT

Project Information	
Beacon Project No.:	2315
Site Name:	HCEI
Site Location:	Corpus Christi, TX

BEACON ENVIRONMENTAL SERVICES, INC.
323 Williams Street, Suite D, Bel Air, MD 21014 (800) 878-5510

Client Information	
Company Name:	Geo Strata Environmental
Office Location:	San Antonio, TX
Samples Collected By:	C. Holderfield or Robert Green (RG)

FIELD SAMPLE ID		Date Emplaced / Time Emplaced	Date Retrieved / Time Retrieved	Sampling Hole Depth (inches)	FIELD NOTES (e.g., asphalt/concrete/gravel, description of sample location, PID/FID readings)
		5-7-10	5-27-10		
I19	78	1508	5/27/10 1511	14	Clay, Soft, Moist, Dark Brown
I18	77	1520	" 1506	13	Clay, Loose, Very Dry, Oyster Base Throughout
KM1	204	1606	" RG 1317	13	Clay, Loose, Very Dry, Brown
KM2	205	1610	" RG 1323	13	*Duplicate* Clay, Loose, Very Dry, Oyster Base Throughout
KM3	206	1614	" RG 1327	13	Clay, Stiff, Very dry, Brown
L1	207	1648	5/27/10 1305	13	Clay, Stiff, Dry Brown
L2	208	1651	" 1308	13	Clay, Sandy, Loose, Very Dry, Brown
I17	76	1720	" 1458	13	Clay, Stiff, dry, brown
I16	80	1748	5/27/10 1453	13	Duplicate, Clay, loose, very dry, brown w/oyster throughout
I21	80	1803	" 1631	13	Clay, Stiff, dry, brown
I22	85	1819	" 1620	13	"
I23	84	1831	" 1614	13	Clay, slightly stiff, slightly moist, brown
I24	83	1844	" 1547	13	Very fine loose clay + oyster base mix bore hole caves in
I25	82	1900	" 1600	13	"

PASSIVE SOIL-GAS SURVEY
FIELD DEPLOYMENT REPORT

Project Information	
Beacon Project No.:	2315
Site Name:	HCEI
Site Location:	Corpus Christi, TX

BEACON ENVIRONMENTAL SERVICES, INC.
323 Williams Street, Suite D, Bel Air, MD 21014 (800) 878-5510

Client Information	
Company Name:	Geo Strata Environmental
Office Location:	San Antonio, TX
Samples Collected By:	C. Holderfield or Robert Green (RG)

FIELD SAMPLE ID		Date Emplaced / Time Emplaced	Date Retrieved / Time Retrieved	Sampling Hole Depth (inches)	FIELD NOTES (e.g., asphalt/concrete/gravel, description of sample location, PID/FID readings)
		5/8/10	5/27/10		
I35	200	0804	5/27/10 1549 RG	13	Clay, dry, stiff, brown, some calcretions
I30	81	0814	" 1606	13	Clay, stiff, very dry, brown
I29	90	0833	" 1649	"	Clay, very stiff, dry, brown w/ oyster throughout
I28	89	0905	" 1642	"	Clay, slightly stiff slightly dry, brown w/organics
I27 (29)	88	~~0850~~ 0850 CH	" 1637	"	Clay, stiff, very dry, brown
I26	87	0931	" 1622 RG	1	*Duplicate* Clay, stiff, dry, brown
I31	94	0939	" 1615 RG	14	*MS/MSD* Clay, plastic, slightly moist, brown
I32	93	1001	" 1611 RG	13	Clay, sandy, dry, stiff, brown
I33	92	1008	" 1605 RG	13	Clay, stiff, slightly moist, brown
I34	91	1015	" 1600 RG	13	clay, stiff, dry, brown w/ oyster base
I40	99	1025	5/27/10 1032	"	clay, stiff, dry, brown
I39	98	1034	" 1540 RG	14	Clay, stiff, slightly moist, brown
I38	97	1040	" 1512 RG	13	clay, stiff, dry, brown
I37	96	1045	" 1519 RG	"	" same
I36	95	1050	" 1523 RG	"	Clay, stiff, very dry, Brown

PASSIVE SOIL-GAS SURVEY
FIELD DEPLOYMENT REPORT

Project Information	
Beacon Project No.:	2315
Site Name:	HCEI
Site Location:	Corpus Christi, TX

BEACON ENVIRONMENTAL SERVICES, INC.
323 Williams Street, Suite D, Bel Air, MD 21014 (800) 878-5510

Client Information	
Company Name:	Geo Strata Environmental
Office Location:	San Antonio, TX
Samples Collected By:	Robert Green

FIELD SAMPLE ID		Date Emplaced / Time Emplaced	Date Retrieved / Time Retrieved	Sampling Hole Depth (inches)	FIELD NOTES (e.g., asphalt/concrete/gravel, description of sample location, PID/FID readings)
		5/6/10			
I41	104	1102	5/27/10 1458	13	Clay, very stiff, dry, brown
I42	103	1114	" 1453	13	"
I43	102	1110	" 1445	14	Clay, very stiff, dry, brown
I44	101	1121	" 1438	~~14~~ 13	Clay, slightly soft, slightly moist, dark brown
I45	100	1126	" 1428	13	Clay, stiff, dry, brown
I50	109	1133	" 1400	14	Same as above
I49	108	1139	" 1404	13	Clay, stiff, dry, brown
I48	107	1145	" 1409	14	Clay, slightly stiff, very dry, brown w/ oyster frags
I47	104	1156	" 1418	14	Clay, slightly stiff, dry, brown
I46	105	1202	" 1422	14	Duplicate: Clay, stiff, very dry, brown
I54	110	1211	5/27/10 1341 RG	14	Clay, very stiff, very dry, brown
I53	111	1218	" 1349 RG	14	Same as I54
I52	112	1224	" 1352 RG	13	Clay, stiff, dry, brown
I51	113	1234	" 1354 RG	13	*MS/MSD* clay, stiff, dry, brown w/ white (caliche?)

Chain of Custody

CHAIN-OF-CUSTODY
PASSIVE SOIL-GAS SAMPLES

Project Information	
Beacon Project No.:	2315
Site Name:	HCEI
Site Location:	Corpus Christi, TX
Analytical Method:	EPA Method 8260C
Target Compounds:	Beacon Project Number 2315 Target Compound List

BEACON ENVIRONMENTAL SERVICES, INC.
323 Williams Street, Suite D, Bel Air, MD 21014 (800) 878-5510

Client Information	
Company Name:	Geo Strata Environmental
Office Location:	San Antonio, TX
Samples Submitted By:	SUZANNE GREEN
Contact Phone No.:	210-492-7282

Field Sample ID	Lab Sample ID (for lab use only)		Comments (only necessary if problem or discrepancy) Condition of sample or vial	Date	Time	Initial
Trip Blank #5	2315	Trip-5		5/26	1430	CAH
SG-AN-28	2315	SG-AN 28	Normal	5/26	1432	CAH
SG-AN-29	2315	SG-AN 29	Normal	5/26	1437	CAH
~~SG-AN-12*~~			~~Normal~~	~~5/26~~	~~1442~~	CAH
SG-AN-13	2315	SG-AN 13	Normal	5/26	1450	CAH
SG-AN-14	2315	SG-AN 14	Normal	5/26	1502	CAH
SG-AN-30	2315	SG-AN 30	Moisture in SG sampler	5/26	1507	CAH
SG-AN-15	2315	SG-AN 15	Moisture in SG sampler	5/26	1525	CAH
SG-AN-31	2315	SG-AN 31	Normal	5/26	1532	CAH
SG-I5	2315	SG-I5	Normal	5/26	1536	CAH
SG-AN-2	2315	SG-AN 2	Normal	5/26	1545	CAH
SG-AN-3	2315	SG-AN 3	Normal	5/26	1548	CAH
SG-AN-16	2315	SG-AN 16	Normal	5/26	1555	CAH
SG-AN-32	2315	SG-AN 32	Normal	5/26	1601	CAH
~~SG-AN-33*~~			~~Normal~~	~~5/26~~	~~1612~~	CAH
SG-AN-34	2315	SG-AN 34	Water in SG sampler	5/26	1619	CAH
~~SG-AN-18*~~			~~Normal~~	~~5/26~~	~~1625~~	CAH
SG-AN-4	2315	SG-AN 4	Normal	5/26	1631	CAH
MS/MSD-AN-4	2315	MS/MSD-AN4	Normal	5/26	1631	CAH
SG-AN-12	2315	SG-AN 12	Normal	5/26	1644	CAH

Shipment of Field Kit to Site — Custody Seal # 1036882, 1036883 Intact? (Y) N

Relinquished by:	Date/Time	Courier	Received by:	Date/Time
Ryan Schiel	04-30-2010 / 1700 Hours	FedEx	Suzanne	05/03/2010 09:54

Shipment of Field Kit to Laboratory — Custody Seal # 1036884 Intact? (Y) N

Relinquished by:	Date/Time	Courier	Received by:	Date/Time
C. Hildebrand	5/26/10 1800	Fed Ex	Ryan Schiel	05-27-2010 / 10:05

CHAIN-OF-CUSTODY
PASSIVE SOIL-GAS SAMPLES

Project Information	
Beacon Project No.:	2315
Site Name:	HCEI
Site Location:	Corpus Christi, TX
Analytical Method:	EPA Method 8260C
Target Compounds:	Beacon Project Number 2315 Target Compound List

BEACON ENVIRONMENTAL SERVICES, INC.
323 Williams Street, Suite D, Bel Air, MD 21014 (800) 878-5510

Client Information	
Company Name:	Geo Strata Environmental
Office Location:	San Antonio, TX
Samples Submitted By:	SUZANNE GREEN
Contact Phone No.:	210-492-7

Field Sample ID	Lab Sample ID (for lab use only)		Comments (only necessary if problem or discrepancy) Condition of sample or vial	Date	Time	Initial
Trip Blank #4	2315	Trip-4		5/24	0849	CAH
MS/MSD-AN-20	2315	MS/MSD-AN 20	Normal	5/26	0857	CAH
SG-AN-20	2315	SG-AN 20	Normal	5/26	~~0904~~	CAH
SG-AN-21	2315	SG-AN 21	Normal	5/24	0910	
~~SG-AN-22*~~						~~CAH~~
~~SG-AN-23*~~						~~CAH~~
SG-AN-24	2315	SG-AN 24	Normal	5/26	0939	CAH
SG-AN-8	2315	SG-AN 8	Normal	5/26	0946	CAH
~~SGD-AN-8~~			Normal	5/26	0946	CAH
MS/MSD-AN-8	2315	MS/MSD-AN 8	Normal	5/24	0946	CAH
SG-AW-5	2315	SG-AW 5	Normal	5/26	0959	CAH
SG-AW-4	2315	SG-AW 4	Normal	5/26	1005	CAH
SG-AW-3	2315	SG-AW 3	Water found inside SG sampler	5/26	1010	CAH
SG-AW-2	2315	SG-AW 2	Normal	5/26	1020	CAH
SG-AW-1	2315	SG-AW 1	Normal	5/26	1024	CAH
SGD-AW-1	2315	SGD-AW 1	Normal	5/26	1024	CAH
SG-AW-6	2315	SG-AW 6	moisture found inside SG sampler	5/26	1037	CAH
SG-AW-7	2315	SG-AW 7	Normal	5/26	1044	CAH
SG-AW-8	2315	SG-AW 8	Normal	5/26	1050	CAH
SG-AW-9	2315	SG-AW 9	water found inside SG sampler	5/26	1103	CAH

Shipment of Field Kit to Site — Custody Seal # 1036882, 1036883 Intact? (Y) N

Relinquished by:	Date/Time	Courier	Received by:	Date/Time
Ryan Scheid	04-30-2010 / 1700 Hours	FedEx	Suzanne	05/03/2010 09:54

Shipment of Field Kit to Laboratory — Custody Seal # 1036884 Intact? (Y) N

Relinquished by:	Date/Time	Courier	Received by:	Date/Time
C. Holderfield	5/26/10 1800	Fed Ex	Ryan Scheid	05-27-2010 / 10:05

CHAIN-OF-CUSTODY
PASSIVE SOIL-GAS SAMPLES

Project Information	
Beacon Project No.:	2315
Site Name:	HCEI
Site Location:	Corpus Christi, TX
Analytical Method:	EPA Method 8260C
Target Compounds:	Beacon Project Number 2315 Target Compound List

BEACON ENVIRONMENTAL SERVICES, INC.
323 Williams Street, Suite D, Bel Air, MD 21014 (800) 878-5510

Client Information	
Company Name:	Geo Strata Environmental
Office Location:	San Antonio, TX
Samples Submitted By:	SUZANNE GREEN
Contact Phone No.:	210-492-7282

Field Sample ID	Lab Sample ID (for lab use only)		Comments (only necessary if problem or discrepancy) Condition of sample or vial	Date	Time	Initial
SG-AW-10	2315	SG-AW10	Normal	5/26	1110	
SG-AW-12	2315	SG-AW12	Normal	5/26	1114	
MS/MSD-AW-12	2315	MS/MSD-AW12	Normal	5/26	1116	
SW-AW-11	2315	SG-AW11	Normal	5/26	1121	
SWD-AW-11	2315	SGD-AW11	Normal	5/26	1121	
SG-AW-13	2315	SG-AW13	Normal	5/26	1127	
SG-AW-14	2315	SG-AW14	Normal	5/26	1132	
SG-AW-16	2315	SG-AW16	Normal	5/26	1137	
SG-AW-15	2315	SG-AW15	Normal	5/26	1145	
SG-AW-17	2315	SG-AW17	~~Normal~~ Metalic Particles Stuck	5/26	1150	
SG-AW-18	2315	SG-AW18	moisture in SG sampler to glass - not soil	5/26	1201	
SG-AW-20	2315	SG-AW20	normal	5/26	1205	
SG-AW-19	2315	SG-AW19	Normal	5/26	1210	
SG-AN-9	2315	SG-AN9	Normal	5/26	1231	
SG-AN-25	2315	SG-AN25	Normal	5/26	1352	
SG-AN-26	2315	SG-AN26	Normal	5/26	1359	
SG-AN-27	2315	SG-AN27	Normal	5/26	1409	
SG-AN-10	2315	SG-AN10	Normal	5/26	1414	
SG-AN-11	2315	SG-AN11	NORMAL		1419	

Shipment of Field Kit to Site — Custody Seal # 1036882, 1036883 **Intact?** (Y) N

Relinquished by:	Date/Time	Courier	Received by:	Date/Time
Ryan Scheid	04-30-2010 / 1700 Hours	FedEx	Suzanne	05/03/2010 09:54

Shipment of Field Kit to Laboratory — Custody Seal # 1036884 **Intact?** (Y) N

Relinquished by:	Date/Time	Courier	Received by:	Date/Time
L. Hilderbrand	5/24/10 1800	Fed Ex	Ryan Scheid	05-27-2010 / 10:05

CHAIN-OF-CUSTODY
PASSIVE SOIL-GAS SAMPLES

Project Information	
Beacon Project No.:	2315
Site Name:	HCEI
Site Location:	Corpus Christi, TX
Analytical Method:	EPA Method 8260C
Target Compounds:	Beacon Project Number 2315 Target Compound List

BEACON ENVIRONMENTAL SERVICES, INC.
323 Williams Street, Suite D, Bel Air, MD 21014 (800) 878-5510

Client Information	
Company Name:	Geo Strata Environmental
Office Location:	San Antonio, TX
Samples Submitted By:	SUZANNE GREEN
Contact Phone No.:	210-492-7282

Field Sample ID	Lab Sample ID (for lab use only)		Comments (only necessary if problem or discrepancy) Condition of sample or vial	Date	Time	Initial
Trip Blank	2315	Trip-1		5/26/10	0825	RG
SG-AN1	2315	SG-AN1	normal	5/26/10	0832	RG
SG-FHE4	2315	SG-FHE4	normal	5/26/10	0848	RG
SGD-FHE4	2315	SGD-FHE4	normal	5/26/10	0848	RG
SG-FHE1	2315	SG-FHE1	normal	5/26/10	0855	RG
SG-FHE2	2315	SG-FHE2	normal	5/26/10	0900	RG
SG-FHE3	2315	SG-FHE3	normal	5/26/10	0914	RG
SG-AW21	2315	SG-AW21	wet, muddy, was submerged in saturated soils	5/26/10	0935	RG
SG-AW26	2315	SG-AW26	moisture on outside of vial	5/26/10	0943	RG
SG-AW31	2315	SG-AW31	slight moisture on outside of vial	5/26/10	0950	RG
SG-AW36	2315	SG-AW36	slight moisture on outside of vial	5/26/10	0958	RG
SG-AW41	2315	SG-AW41	normal conditions	5/26/10	1006	RG
SG-AW46	2315	SG-AW46	normal	5/26/10	1015	RG
SG-AW51	2315	SG-AW51	normal	5/26/10	1022	RG
SG-AW56	2315	SG-AW56	normal	5/26/10	1034	RG
SG-AW61	2315	SG-AW61	normal	5/26/10	1040	RG
MS/MSD-AW61	2315	MS/MSD-AW61	normal	5/26/10	1040	RG
~~SG~~-AA2	2315	AA-2	normal	5/26/10	1046	RG
SG-AN23	2315	SG-AN23	normal	5/26/10	1120	RG
SG-AN22	2315	SG-AN22	slight moisture on outside of vial	5/26/10	1126	RG

Shipment of Field Kit to Site — Custody Seal # 1036882, 1036883 Intact? (Y) N

Relinquished by:	Date/Time	Courier	Received by:	Date/Time
Ryan Scheid	04-30-2010 / 1700 Hours	FedEx	Suzanne	05/03/2010 09:54

Shipment of Field Kit to Laboratory — Custody Seal # 1036884 Intact? (Y) N

Relinquished by:	Date/Time	Courier	Received by:	Date/Time
Robert Green	5/26/10 1800	Fed Ex	Ryan Scheid	05-27-2010 / 10:05

CHAIN-OF-CUSTODY
PASSIVE SOIL-GAS SAMPLES

Project Information	
Beacon Project No.:	2315
Site Name:	HCEI
Site Location:	Corpus Christi, TX
Analytical Method:	EPA Method 8260C
Target Compounds:	Beacon Project Number 2315 Target Compound List

BEACON ENVIRONMENTAL SERVICES, INC.
323 Williams Street, Suite D, Bel Air, MD 21014 (800) 878-5510

Client Information	
Company Name:	Geo Strata Environmental
Office Location:	San Antonio, TX
Samples Submitted By:	SUZANNE GREEN
Contact Phone No.:	210-492-7282

Field Sample ID	Lab Sample ID (for lab use only)		Comments (only necessary if problem or discrepancy) Condition of sample or vial	Date	Time	Initial
SG-AW63	2315	SG-AW63	normal	5/26/10	1147	RG
SGD-AW63	2315	SGD-AW63	normal	5/26/10	1147	RG
SG-AW64	2315	SG-AW64	normal	5/26/10	1153	RG
SG-AW65	2315	SG-AW65	normal	5/26/10	1200	RG
SG-AW60	2315	SG-AW60	~~normal~~ ov: slight moisture outside of vial & inside vial	5/26/10	1207	RG
SG-AW59	2315	SG-AW59	normal	5/26/10	1214	RG
SG-AW58	2315	SG-AW58	slight moisture on outside	5/26/10	1219	RG
SG-AW57	2315	SG-AW57	slight moisture on outside	5/26/10	1225	RG
SG-AW52	2315	SG-AW52	normal	5/26/10	1402	RG
SGD-AW52	2315	SGD-AW52	normal	5/26/10	1402	RG
SG-AW53	2315	SG-AW53	slight moisture-outside	5/26/10	1409	RG
SG-AW54	2315	SG-AW54	normal	5/26/10	1417	RG
SG-AW55	2315	SG-AW55	normal	5/26/10	1424	RG
SG-AW49	2315	SG-AW49	normal, one filament stuck to mesh cap	5/26/10	1441	RG

Shipment of Field Kit to Site — Custody Seal # 1036882, 1036883 Intact? (Y) N

Relinquished by:	Date/Time	Courier	Received by:	Date/Time
Ryan Scheid	04-30-2010 / 1700 Hours	FedEx	Suzanne	05/03/2010 09:54

Shipment of Field Kit to Laboratory — Custody Seal # 1036884 Intact? (Y) N

Relinquished by:	Date/Time	Courier	Received by:	Date/Time
Robert Green	5/26/10 1800	FedEx	Ryan Scheid	05-27-2010 / 10:05

CHAIN-OF-CUSTODY
PASSIVE SOIL-GAS SAMPLES

Project Information	
Beacon Project No.:	2315
Site Name:	HCEI
Site Location:	Corpus Christi, TX
Analytical Method:	EPA Method 8260C
Target Compounds:	Beacon Project Number 2315 Target Compound List

BEACON ENVIRONMENTAL SERVICES, INC.
323 Williams Street, Suite D, Bel Air, MD 21014 (800) 878-5510

Client Information	
Company Name:	Geo Strata Environmental
Office Location:	San Antonio, TX
Samples Submitted By:	SUZANNE GREEN
Contact Phone No.:	210-492-7282

Field Sample ID	Lab Sample ID (for lab use only)		Comments (only necessary if problem or discrepancy) Condition of sample or vial	Date	Time	Initial
SG-AW48	2315	SG-AW48	normal	5/26/10	1447	RS
SG-AW47	2315	SG-AW47	normal	5/26/10	1459	RS
SG-AW42	2315	SG-AW42	normal	5/26/10	1505	RS
SG-AW43	2315	SG-AW 43	normal	5/26/10	1517	RS
SG-AW44	2315	SG-AW 44	normal	5/26/10	1516	RS
SG-AW45	2315	SG-AW45	normal	5/26/10	1525	RS
SG-AW40	2315	SG-AW40	normal	5/26/10	1535	RS
SG-AW39 DUP	2315	SG-AW39	normal	5/26/10	1541	RS
~~SG-AW37 MSD~~	2					RS
MS/MSD-AW39	2315	MS/MSD-AW39	normal	5/26/10	1521	RS
SG-AW38	2315	SG-AW38	normal, but slightly moist * outside of vial	5/26/10	1546	RS
SG-AW37	2315	SG-AW37	normal	5/26/10	1553	RS
SG-AW50	2315	SG-AW50	normal	5/26/10	1632	RS
Trip #2	2315	Trip 2	Went in bag first but not entered on top line	5/26/10	1435	RS

Shipment of Field Kit to Site — Custody Seal # 1036882, 1036883 Intact? (Y) N

Relinquished by:	Date/Time	Courier	Received by:	Date/Time
Ryan Scheid	04-30-2010 / 1700 Hours	FedEx	[signature]	05/03/2010 09:54

Shipment of Field Kit to Laboratory — Custody Seal # ~~1038~~ 1036884 Intact? (Y) N

Relinquished by:	Date/Time	Courier	Received by:	Date/Time
Robert Green	5/26/10 1800	Fed Ex	Ryan Scheid	05-27-2010 / 10:05

CHAIN-OF-CUSTODY
PASSIVE SOIL-GAS SAMPLES

Project Information	
Beacon Project No.:	2315
Site Name:	HCEI
Site Location:	Corpus Christi, TX
Analytical Method:	EPA Method 8260C
Target Compounds:	Beacon Project Number 2315 Target Compound List

BEACON ENVIRONMENTAL SERVICES, INC.
323 Williams Street, Suite D Bel Air MD 21014 (800) 878-5510

Client Information	
Company Name:	Geo Strata Environmental
Office Location:	San Antonio, TX
Samples Submitted By:	SUZANNE GREEN
Contact Phone No.:	210-492-7282

Field Sample ID	Lab Sample ID (for lab use only)	Comments (only necessary if problem or discrepancy) Condition of sample or vial	Date	Time	Initial
Trip Blank #3	2315 Trip 3	normal	5/27/10	0713	RH
SG-AW35	2315 SG-AW35	normal	5/27/10	0755	RH
SGD-AW35	2315 SGD-AW35	normal	5/27/10	0755	RH
SG-AW34	2315 SG-AW34	normal	5/27/10	0800	RH
SG-AW33	2315 SG-AW33	normal	5/27/10	0804	RH
SG-AW32	2315 SG-AW32	normal	5/27/10	0809	RH
SGD-AW32	2315 SGD-AW32	normal	5/27/10	0809	RH
SG-AW22	2315 SG-AW22	normal	5/27/10	0822	RH
SG-AW23	2315 SG-AW23	normal	5/27/10	0829	RH
SGD-AW23	2315 SGD-AW23	normal	5/27/10	0829	RH
SG-AW28	2315 SG-AW28	~~normal~~ ov. moisture inside vial	5/27/10	0836	RH
SG-AW29	2315 SG-AW29	normal	5/27/10	0845	RH
SG-AW30	2315 SG-AW30	normal	5/27/10	0849	RH
SG-AW25	2315 SG-AW25	normal	5/27/10	0856	RH
SG-AW24	2315 SG-AW24	normal	5/27/10	0903	RH
SG-AE46 ov.	2315 SG-AE46	normal	5/27/10	0928	RH
SG-AE42	2315 SG-AE42	normal	5/27/10	0932	RH
SG-AE43	2315 SG-AE43	~~normal~~ ov. moisture outside of vial	5/27/10	0939	RH
SG-AE17	2315 SG-AE17	normal	5/27/10	1005	RH
SG-AE45	2315 SG-AE45	normal	5/27/10	1013	RH

Shipment of Field Kit to Site — Custody Seal # 1036882, 1036883 **Intact?** (Y) N

Relinquished by:	Date/Time	Courier	Received by:	Date/Time
Ryan Scheid	04-30-2010 / 1700 Hours	FedEx	Suzanne	05/03/2010 09:54

Shipment of Field Kit to Laboratory — Custody Seal # 1036885 **Intact?** (Y) N

Relinquished by:	Date/Time	Courier	Received by:	Date/Time
Robert Sun	5/27/10 1800	FedEx	Steven Thornley	5.28.10 / 1400

CHAIN-OF-CUSTODY
PASSIVE SOIL-GAS SAMPLES

Project Information	
Beacon Project No.:	2315
Site Name:	HCEI
Site Location:	Corpus Christi, TX
Analytical Method:	EPA Method 8260C
Target Compounds:	Beacon Project Number 2315 Target Compound List

BEACON ENVIRONMENTAL SERVICES, INC.
323 Williams Street, Suite D, Bel Air, MD 21014 (800) 878-5510

Client Information	
Company Name:	Geo Strata Environmental
Office Location:	San Antonio, TX
Samples Submitted By:	SUZANNE GREEN
Contact Phone No.:	210-492-7282

Field Sample ID	Lab Sample ID (for lab use only)	Comments (only necessary if problem or discrepancy) Condition of sample or vial	Date	Time	Initial
SGD-AE45 ✓	2315 SGD-AE45	normal	5/27/10	1013	RS
SG-AE37 ✓	2315 SG-AE37	normal	5/27/10	1025	RS
SG-AE33 ✓	2315 SG-AE33	normal	5/27/10	1032	RS
SG-AE32 ✓	2315 SG-AE32	water inside vial	5/27/10	1050	RS
SG-AE30 ✓	2315 SG-AE30	normal	5/27/10	1057	RS
SG-AE27 ✓	2315 SG-AE27	normal	5/27/10	1105	RS
SG-AE24 ✓	2315 SG-AE24	normal	5/27/10	1112	RS
SG-AE20 ✓	2315 SG-AE20	normal	5/27/10	1120	RS
SG-AE16 ✓	2315 SG-AE16	normal	5/27/10	1124	RS
SG-AE12 ✓	2315 SG-AE12	normal	5/27/10	1130	RS
SG-AE9 ✓	2315 SG-AE9	normal	5/27/10	1136	RS
SG-AE6 ✓	2315 SG-AE6	normal	5/27/10	1140	RS
SG-AE2 ✓	2315 SG-AE2	normal	5/27/10	1146	RS
SG-AW27 ✓	2315 SG-AW27	NORMAL	5/27/10	0817	RS

Shipment of Field Kit to Site — Custody Seal # 1036882, 1036883 Intact? (Y) N

Relinquished by:	Date/Time	Courier	Received by:	Date/Time
Ryan Schiel	04-30-2010 / 1700 Hours	FedEx	Suzanne	05/03/2010 09:54

Shipment of Field Kit to Laboratory — Custody Seal # 1036885 Intact? (Y) N

Relinquished by:	Date/Time	Courier	Received by:	Date/Time
Robert Green	5/27/10 1800	FEDEX	Steven Thornley	5.28.10 / 1400

CHAIN-OF-CUSTODY
PASSIVE SOIL-GAS SAMPLES

Project Information	
Beacon Project No.:	2315
Site Name:	HCEI
Site Location:	Corpus Christi, TX
Analytical Method:	EPA Method 8260C
Target Compounds:	Beacon Project Number 2315 Target Compound List

BEACON ENVIRONMENTAL SERVICES, INC

Client Information	
Company Name:	Geo Strata Environmental
Office Location:	San Antonio, TX
Samples Submitted By:	SUZANNE GREEN
Contact Phone No.:	210-492-7282

Field Sample ID	Lab Sample ID (for lab use only)	Comments (only necessary if problem or discrepancy) Condition of sample or vial	Date	Time	Initial
Trip Blank #6	2315 Trip-6		5/27	0712	CAH
SG-AN-33	2315 SG-AN33	Normal	5/27	0722	CAH
MS/MSD-AN-33	2315 MS/MSD-AN33	Normal	5/27	0722	CAH
SG-AN-35	2315 SG-AN35	moisture in SG sampler	5/27	0727	CAH
SG-AN-18	2315 SG-AN18	Normal	5/27	0734	CAH
~~SG-AN-17*~~		Disregard	~~5/27~~	~~0738~~	CAH
SG-AN-7	2315 SG-AN7	Normal	5/27	0754	CAH
SGD-AN-7	2315 SGD-AN7	Normal	5/27	0754	CAH
SG-AN-6	2315 SG-AN6	Normal	5/27	0800	CAH
SG-AN-19	2315 SG-AN19	~~Normal~~ Tiny bit of moisture	5/27	0804	CAH
SG-AN-5	2315 SG-AN5	Normal	5/27	0808	CAH
SG-AE-3	2315 SG-AE3	Normal	5/27	0819	CAH
SG-AE-4	2315 SG-AE4	Normal	5/27	0823	CAH
SG-AE-7	2315 SG-AE7	Normal	5/27	0829	CAH
SGD-AE-7	2315 SGD-AE7	Normal	5/27	0829	CAH
SG-AE-10	2315 SG-AE10	Normal	5/27	0832	CAH
SG-AE-13	2315 SG-AE13	Normal	5/27	0835	CAH
SG-AE-14	2315 SG-AE14	Normal	5/27	0841	CAH
~~SG-AE-17*~~		~~water in SG sampler~~	~~5/27~~	~~0847~~	CAH
SG-AE-18	2315 SG-AE18	water in SG sampler	5/27	0847	CAH

Shipment of Field Kit to Site — Custody Seal # 1036882, 1036883 **Intact?** (Y) N

Relinquished by:	Date/Time	Courier	Received by:	Date/Time
Ryan Schiel	04-30-2010 / 1700 Hours	FedEx	[signature]	05/03/2010 09:54

Shipment of Field Kit to Laboratory — Custody Seal # 1036885 **Intact?** (Y) N

Relinquished by:	Date/Time	Courier	Received by:	Date/Time
[signature]	5/27/10 1800	FedEx	Steven Thornley	5.28.10 / 1400

CHAIN-OF-CUSTODY
PASSIVE SOIL-GAS SAMPLES

Project Information	
Beacon Project No.:	2315
Site Name:	HCEI
Site Location:	Corpus Christi, TX
Analytical Method:	EPA Method 8260C
Target Compounds:	Beacon Project Number 2315 Target Compound List

BEACON ENVIRONMENTAL SERVICES, INC

Client Information	
Company Name:	Geo Strata Environmental
Office Location:	San Antonio, TX
Samples Submitted By:	SUZANNE GREEN
Contact Phone No.:	210-492-7282

Field Sample ID	Lab Sample ID (for lab use only)		Comments (only necessary if problem or discrepancy) Condition of sample or vial	Date	Time	Initial
SG-AE-21	2315	SG-AE21	Normal	5/27	0853	CAH
SG-AE-22	2315	SG-AE22	Normal	5/27	0858	CAH
SG-AE-25	2315	SG-AE25	Normal	5/27	0904	CAH
SG-AE-28	2315	SG-AE28	Normal	5/27	0908	CAH
SG-AE-31	2315	SG-AE31	water in SG sampler	5/27	0912	CAH
SGD-AE-31	2315	SGD-AE31	"	5/27	0912	CAH
SG-AE-34	2315	SG-AE34	Normal	5/27	0916	CAH
SG-AE-35	2315	SG-AE35	water in SG sampler	5/27	0922	CAH
SG-AE-38	2315	SG-AE38	Normal	5/27	0930	CAH
SG-AE-39	2315	SG-AE39	Normal	5/27	0937	CAH
SG-AN-17	2315	SG-AN17	Normal	5/27	1000	CAH
SG-AE-44	2315	SG-AE44	Normal	5/27	1008	CAH
SG-AE-40	2315	SG-AE40	Normal	5/27	1016	CAH
SGD-AE-40	2315	SGD-AE40	Normal	5/27	1016	CAH
SG-AE-41	2315	SG-AE41	Normal	5/27	1019	CAH
SG-I40	2315	SG-I40	Normal	5/27	1032	CAH
SG AE 36	2315	SG-AE36	Normal	5/27	1025	CAH
SGD AE 36	2315	SGD-AE36	Normal	5/27	1025	CAH
SGD-AN-19	2315	SGD-AN19	Normal	5/27	0804	CAH
SG-AE-29	2315	SG-AE29	moisture in SG sampler	5/27	1111	CAH

Shipment of Field Kit to Site — Custody Seal # 1036882, 1036883 **Intact?** (Y) N

Relinquished by:	Date/Time	Courier	Received by:	Date/Time
Ryan Scheid	04-30-2010 / 1700 Hours	FedEx	Suzanne	05/03/2010 09:54

Shipment of Field Kit to Laboratory — Custody Seal # 1036885 **Intact?** (Y) N

Relinquished by:	Date/Time	Courier	Received by:	Date/Time
C. Hilderfield	5/27/10 1800	FedEx	Steven Thornley	5/28/10 / 1400

CHAIN-OF-CUSTODY
PASSIVE SOIL-GAS SAMPLES

Project Information	
Beacon Project No.:	2315
Site Name:	HCEI
Site Location:	Corpus Christi, TX
Analytical Method:	EPA Method 8260C
Target Compounds:	Beacon Project Number 2315 Target Compound List

BEACON ENVIRONMENTAL SERVICES, INC.
523 Williams Street, Suite D, Bel Air, MD 21014 (800) 878-5510

Client Information	
Company Name:	Geo Strata Environmental
Office Location:	San Antonio, TX
Samples Submitted By:	SUZANNE GREEN
Contact Phone No.:	210-492-7282

Field Sample ID	Lab Sample ID (for lab use only)	Comments (only necessary if problem or discrepancy) Condition of sample or vial	Date	Time	Initial
Trip Blank 7	✓ 2315 Trip-7	normal	5/27/10	1312	RR
SG-KM1	✓ 2315 SG-KM1	normal	5/27/10	1317	RR
SG-KM2	✓ 2315 SG-KM2	~~normal~~ lov wet inside vial	5/27/10	1323	RR
SGD-KM2	✓ 2315 SGD-KM2	normal lov wet inside vial	5/27/10	1323	RR
SG-KM3	✓ 2315 SG-KM3	~~normal~~ lov wet inside vial	5/27/10	1327	RR
SG-I54 dup	✓ 2315 SG-I54	normal	5/27/10	1341	RR
SG-I53	✓ 2315 SG-I53	normal	5/27/10	1345	RR
SG-I52	✓ 2315 SG-I52	normal	5/27/10	1352	RR
SG-I51	✓ 2315 SG-I51	normal	5/27/10	1354	RR
MS/MSD-I51	✓ 2315 MS/MSD-I51	normal	5/27/10	1354	RR
SG-I50	✓ 2315 SG-I50	moisture outside of vial	5/27/10	1400	RR
SG-I49	✓ 2315 SG-I49	moisture outside of vial	5/27/10	1404	RR
SG-I48	✓ 2315 SG-I48	moisture/free liquid inside vial	5/27/10	1409	RR
SG-I47	✓ 2315 SG-I47	normal	5/27/10	1418	RR
SG-I46	✓ 2315 SG-I46	moisture outside vial	5/27/10	1422	RR
SGD-I46	✓ 2315 SGD-I46	moisture outside vial	5/27/10	1422	RR
SG-I45	✓ 2315 SG-I45	normal	5/27/10	1428	RR
SG-I44	✓ 2315 SG-I44	moisture outside vial	5/27/10	1438	RR
SG-I43	✓ 2315 SG-I43	Moisture inside vial	5/27/10	1445	RR
SG-I42	✓ 2315 SG-I42	normal	5/27/10	1453	RR

Shipment of Field Kit to Site — Custody Seal # 1036882, 1036883 **Intact?** (Y) N

Relinquished by:	Date/Time	Courier	Received by:	Date/Time
Ryan Schiel	04-30-2010 / 1700 Hours	FedEx	Suzanne Green	05/03/2010 09:54

Shipment of Field Kit to Laboratory — Custody Seal # 1036885 **Intact?** (Y) N

Relinquished by:	Date/Time	Courier	Received by:	Date/Time
Robert Green	5/27/10 1800	Fed Ex	Steven Thornley	5.28.10 / 1400

CHAIN-OF-CUSTODY
PASSIVE SOIL-GAS SAMPLES

Project Information	
Beacon Project No.:	2315
Site Name:	HCEI
Site Location:	Corpus Christi, TX
Analytical Method:	EPA Method 8260C
Target Compounds:	Beacon Project Number 2315 Target Compound List

BEACON ENVIRONMENTAL SERVICES, INC.
323 Williams Street, Suite D, Bel Air, MD 21014 (800) 878-5510

Client Information	
Company Name:	Geo Strata Environmental
Office Location:	San Antonio, TX
Samples Submitted By:	SUZANNE GREEN
Contact Phone No.:	210-492-7282

Field Sample ID	Lab Sample ID (for lab use only)	Comments (only necessary if problem or discrepancy) Condition of sample or vial	Date	Time	Initial
SG-I41	✓2315 SG-I41	normal	5/27/10	1458	RB
SG-I38	✓2315 SG-I38	normal	5/27/10	1512	RB
SG-I37	✓2315 SG-I37	moisture on outside of vial	5/27/10	1519	RB
SG-I36	✓2315 SG-I36	normal	5/27/10	1523	RB
SG-I39	✓2315 SG-I39	normal	5/27/10	1540	RB
SG-I35	✓2315 SG-I35	moisture inside vial	5/27/10	1549	RB
SG-I34	✓2315 SG-I34	moisture inside vial	5/27/10	1600	RB
SG-I33	✓2315 SG-I33	normal	5/27/10	1605	RB
SG-I32	✓2315 SG-I32	normal	5/27/10	1611	RB
SG-I31	✓2315 SG-I31	moisture outside vial	5/27/10	1615	RB
MS/MSD-I31 ~~I26~~ dup.	✓2315 MS/MSD-I31	~~normal~~ moisture outside of vial	5/27/10	~~1615~~ 1615	RB
~~DUPLICATE~~ SG-I-26 dup.	✓2315 SG-I26	normal	5/27/10	1622	RB
AA-1	✓2315 AA-1	normal	5/27/10	1649	RB

Shipment of Field Kit to Site — Custody Seal # 1036882, 1036883 **Intact?** (Y) N

Relinquished by:	Date/Time	Courier	Received by:	Date/Time
Ryan Scheil	04-30-2010 / 1700 Hours	FedEx	[signature]	05/03/2010 09:54

Shipment of Field Kit to Laboratory — Custody Seal # 1036885 **Intact?** (Y) N

Relinquished by:	Date/Time	Courier	Received by:	Date/Time
Robert Green	5/27/10 1800	Fed Ex	Steven Thornley	5.28.10 / 11400

CHAIN-OF-CUSTODY
PASSIVE SOIL-GAS SAMPLES

Project Information	
Beacon Project No.:	2315
Site Name:	HCEI
Site Location:	Corpus Christi, TX
Analytical Method:	EPA Method 8260C
Target Compounds:	Beacon Project Number 2315 Target Compound List

BEACON ENVIRONMENTAL SERVICES, INC.
323 Williams Street, Suite D, Bel Air, MD 21014 (800) 878-5510

Client Information	
Company Name:	Geo Strata Environmental
Office Location:	San Antonio, TX
Samples Submitted By:	SUZANNE GREEN
Contact Phone No.:	210-492-7282

Field Sample ID	Lab Sample ID (for lab use only)		Comments (only necessary if problem or discrepancy) Condition of sample or vial	Date	Time	Initial
Trip Blank #8	2315	Trip-8		5/27	1118	CAH
SG-AE-26	2315	SG-AE26	Normal	5/27	1121	CAH
SGD-AE-26	2315	SGD-AE26	Normal	5/27	1121	CAH
SG-AE-23	2315	SG-AE23	Normal	5/27	1125	CAH
SG-AE-19	2315	SG-AE19	Normal	5/27	1129	CAH
SG-AE-15	2315	SG-AE15	Normal	5/27	1134	CAH
SGD-AE-15	2315	SGD-AE15	Normal	5/27	1134	CAH
SG-AE-11	2315	SG-AE11	Normal	5/27	1137	CAH
SG-AE-8	2315	SG-AE8	Normal	5/27	1142	CAH
SG-AE-5	2315	SG-AE5	moisture in SG	5/27	~~1147~~ ~~1153~~	CAH
SG-AE-1	2315	SG-AE1	Normal	5/27	1305 1153	CAH
SGD-AE-1	2315	SGD-AE1	Normal	5/27	~~1305~~ 1153	CAH
SG-L1	2315	SG-L1	Normal	5/27	1305	CAH
SG-L2	2315	SG-L2	Normal	5/27	1308	CAH
SG-I4	2315	SG-I4	moisture in SG sampler	5/27	1334	CAH
MS/MSD-I4	2315	MS/MSD-I4	"	5/27	1334	CAH
SG-I3	2315	SG-I3	Normal	5/27	1339	CAH
SG-I2	2315	SG-I2	moisture in SG sampler	5/27	1343	CAH
SG-I1	2315	SG-I1	moisture in SG sampler	5/27	1348	CAH
SGD-I1	2315	SGD-I1	"	5/27	1348	CAH

Shipment of Field Kit to Site — Custody Seal # 1036882, 1036883 Intact? (Y) N

Relinquished by:	Date/Time	Courier	Received by:	Date/Time
Ryan Schick	04-30-2010 / 1700 Hours	FedEx	Suzanne	05/03/2010 09:54

Shipment of Field Kit to Laboratory — Custody Seal # 1036885 Intact? (Y) N

Relinquished by:	Date/Time	Courier	Received by:	Date/Time
C. Holderfield	5/27/10 1800	Fed Ex	Steven Crowley	5.28.10 / 1400

(CAH)

Page 1 of 2

CHAIN-OF-CUSTODY
PASSIVE SOIL-GAS SAMPLES

Project Information	
Beacon Project No.:	2315
Site Name:	HCEI
Site Location:	Corpus Christi, TX
Analytical Method:	EPA Method 8260C
Target Compounds:	Beacon Project Number 2315 Target Compound List

BEACON ENVIRONMENTAL SERVICES, INC.
323 Williams Street, Suite D, Bel Air, MD 21014 (800) 878-5510

Client Information	
Company Name:	Geo Strata Environmental
Office Location:	San Antonio, TX
Samples Submitted By:	SUZANNE GREEN
Contact Phone No.:	210-492-7282

Field Sample ID	Lab Sample ID (for lab use only)	Comments (only necessary if problem or discrepancy) Condition of sample or vial	Date	Time	Initial
SG-I16	2315 SG-I16	Normal	5/27	1354	CAH
SG-I17	2315 SG-I17	Normal	5/27	1359	CAH
SG-I18	2315 SG-I18	~~Normal~~ small amt. of soil in sampler	5/27	1403	CAH
SG-I19	2315 SG-I19	Normal	5/27	1409	CAH
SG-I10	2315 SG-I10	water in SG sampler	5/27	1413	CAH
SGD-I10	2315 SGD-I10	"	5/27	1413	CAH
SG-I15	2315 SG-I15	Normal	5/27	1424	CAH
SG-I14	2315 SG-I14	Normal	5/27	1432	CAH
SG-I13	2315 SG-I13	Normal	5/27	1435	CAH
SG-I12	2315 SG-I12	Normal	5/27	1440	CAH
SG-I11	2315 SG-I11	Normal	5/27	1444	CAH
MS/MSD-I11	2315 MS/MSD-I11	Normal	5/27	1444	CAH
SG-I16	2315 SG-I16	Normal	5/27	1453	CAH
SG-I17	2315 SG-I17	Normal	5/27	1458	CAH
SG-I18	2315 SG-I18	Normal	5/27	1506	CAH
SG-I19	2315 SG-I19	Normal	5/27	1511	CAH
SG-I20	2315 SG-I20	Normal	5/27	1518	CAH
SG-I24	2315 SG-I24	Normal	5/27	1547	CAH

Shipment of Field Kit to Site — Custody Seal # 1036882, 1036883 Intact? (Y) N

Relinquished by:	Date/Time	Courier	Received by:	Date/Time
Ryan Scheid	04-30-2010 / 1700 Hours	FedEx	Suzanne	05/03/2010 09:54

Shipment of Field Kit to Laboratory — Custody Seal # 1036885 Intact? (Y) N

Relinquished by:	Date/Time	Courier	Received by:	Date/Time
C. Holderfield	5/27/10 1800	FedEx	Steven Thomley	5.28.10 / 1400

CAH

Page 2 of 2

CHAIN-OF-CUSTODY
PASSIVE SOIL-GAS SAMPLES

Project Information	
Beacon Project No.:	2315
Site Name:	HCEI
Site Location:	Corpus Christi, TX
Analytical Method:	EPA Method 8260C
Target Compounds:	Beacon Project Number 2315 Target Compound List

BEACON ENVIRONMENTAL SERVICES, INC.
325 Williams Street, Suite D, Bel Air, MD 21014 (800) 878-5510

Client Information	
Company Name:	Geo Strata Environmental
Office Location:	San Antonio, TX
Samples Submitted By:	SUZANNE GREEN
Contact Phone No.:	210-492-7282

Field Sample ID	Lab Sample ID (for lab use only)		Comments (only necessary if problem or discrepancy) Condition of sample or vial	Date	Time	Initial
Trip Blank #9	2315	Trip-9		5/27	1550	CAH
SG-I25	2315	SG-I25	Normal	5/27	1600	CAH
SG-I30	2315	SG-I30	Normal	5/27	1606	CAH
SG-I23	2315	SG-I23	Normal	5/27	1614	CAH
SG-I22	2315	SG-I22	~~Normal~~ moisture in sampler	5/27	1620	CAH
SG-I21	2315	SG-I21	Normal	5/27	1631	CAH
SG-I27	2315	SG-I27	Normal	5/27	1637	CAH
SG-I28	2315	SG-I28	Normal	5/27	1642	CAH
SG-I29	2315	SG-I29	Normal	5/27	1649	CAH

Shipment of Field Kit to Site — Custody Seal # 1036882, 1036883 Intact? (Y) N

Relinquished by:	Date/Time	Courier	Received by:	Date/Time
Ryan Scheid	04-30-2010 / 1700 Hours	FedEx	Suzanne	05/03/2010 09:54

Shipment of Field Kit to Laboratory — Custody Seal # 1036885 Intact? (Y) N

Relinquished by:	Date/Time	Courier	Received by:	Date/Time
[signature]	5/27/10 1800	FedEx	Steven Thornley	5.28.10 / 1460

Attachment A Laboratory Data Package Cover Page

Project Name: **Hillcrest** Laboratory Number: **371424**

This Data package consists of :

☑ This signature page, the laboratory review checklist, and the following reportable data:

☑ R1 Field chain-of-custody documentation;

☑ R2 Sample identification cross-reference;

☑ R3 Test reports (analytical data sheets) for each environmental sample that includes:
- a) Items consistent with NELAC 5.13 or ISO/IEC 17025 Section 5.10
- b) dilution factors,
- c) preparation methods,
- d) cleanup methods, and
- e) if required for the project, tentatively identified compounds (TICs).

☑ R4 Surrogate Recovery data including:
- a) Calculated recovery (%R), and
- b) The laboratory's surrogate QC limits.

☑ R5 Test reports/summary forms for blank samples;

☑ R6 Test reports/summary forms for laboratory control samples (LCSs) including:
- a) LCS spiking amounts,
- b) Calculated %R for each analyte, and
- c) The laboratory's LCS QC limits.

☑ R7 Test reports for project matrix spike/matrix spike duplicates (MS/MSDs) including:
- a) Samples associated with the MS/MSD clearly identified,
- b) MS/MSD spiking amounts,
- c) Concentration of each MS/MSD analyte measured in the parent and spiked samples,
- d) Calculated %Rs and relative percent differences (RPDs) and
- e) The laboratory's MS/MSD QC limits

☑ R8 Laboratory anaytical duplicate (if applicable) recovery and precision:
- a) the amount of analyte measured in the duplicate,
- b) the calculated RPD, and
- c) the laboratory's QC limits for analytical duplicates.

☑ R9 List of method quantitation limits (MQLs) for each analyte for each method and matrix;

☑ R10 Other problems or anomalies.

☐ Exception Report for every "No" or "Not Reviewed (NR)" item in laboratory review check list.

Release Statement: I am responsible for the release of this laboratory data package. This data package has been reviewed by the laboratory and is complete and technically compliant with the requirements of the methods used, except where noted by the laboratory in the attached exception reports. By my signature below, I affirm to the best of my knowledge, all problems/anomalies, observed by the laboratory as having the potential to affect the quality of the data, have been identified by the laboratory in the Laboratory Review Checklist, and no information or data have been knowingly withheld that would affect the quality of the data.

Check, if applicable: [ ] This laboratory is an in-house laboratory controlled by the person responding to rule. The official signing the cover page of the rule-required report (for example, the APAR) in which these data are used is responsible for releasing this data package and is by signature affirming the above release statement is true.

Carlos A. Castro, Ph.D., MB		**Managing Director, Texas**	**05/12/10**
Name (Printed)	Signature	Official Title (printed)	Date

Attachment A (cont'd) : Laboratory Review Checklist: Reportable Data

Laboratory Name:	XENCO Laboratories	Report Date :	05/12/10
Project Name:	Hillcrest	Laboratory Job Number :	371424
Reviewer Name:	John Cady	Batch Number(s) :	806009

#[1]	A[2]	Description	Yes	No	NA[3]	NR[4]	ER#[5]
R1	OI	**Chain-of-Custody (COC)**					
		Did samples meet the laboratory's standard conditions of sample acceptability upon receipt?	X				
		Were all departures from standard conditions described in an exception report?			X		
R2	OI	**Sample and Quality Control (QC) Identification**					
		Are all field sample ID numbers cross-referenced to the laboratory ID numbers?	X				
		Are all laboratory ID numbers cross-referenced to the corresponding QC data?	X				
R3	OI	**Test Reports**					
		Were all samples prepared and analyzed within holding times?	X				
		Other than those results <MQL, were all other raw values bracketed by calibration standards?	X				
		Were calculations subject to appropriate checks?	X				
		Were all analyte identifications subject to appropriate checks?	X				
		Were sample quantitation limits reported for all analytes not detected?	X				
		Were all results for soil and sediment samples reported on a dry weight basis?			X		
		Were % moisture (or solids) reported for all soil and sediment samples?			X		
		If required for the project, were TICs reported?			X		
R4	O	**Surrogate Recovery Data**					
		Were surrogates added prior to extraction?	X				
		Were surrogate percent recoveries in all samples within the laboratory QC limits?	X				
R5	OI	**Test Reports/Summary Forms for Blank Samples**					
		Were appropriate type(s) of blanks analyzed?	X				
		Were blanks analyzed at the appropriate frequency ?	X				
		Were method blanks taken through the entire analytical procedure, including preparation and, if applicable, cleanup procedures ?	X				
		Were Blank Concentrations <MQL?	X				
R6	OI	**Laboratory Control Samples (LCS):**					
		Were all COCs included in the LCS?	X				
		Was each LCS taken through the entire analytical procedure, including prep and cleanup steps?	X				
		Were LCSs analyzed at the required frequency?	X				
		Were LCS (and LCSD, if applicable) %Rs within the laboratory QC limits?	X				
		Does the detectability data document the laboratory's capability to detect the COCs at the MDL used to calculate the SQL ?	X				
		Was the LCSD RPD within the QC limits?			X		
R7	OI	**Matrix Spike (MS) and Matrix Spike Duplicate (MSD) data**					
		Were the project/method specified analytes included in the MS and MSD?	X				
		Were MS/MSD analyzed at the appropriate frequency?	X				
		Were MS (and MSD, if applicable) %Rs within the laboratory QC limits?	X				
		Were MS/MSD RPDs within the laboratory QC limits?	X				
R8	OI	**Analytical Duplicate Data**					
		Were appropriate analytical duplicates analyzed for each matrix?			X		
		Were analytical duplicates analyzed at the appropriate frequency?			X		
		Were RPDs or relative standard deviations within the laboratory QC limits?			X		
R9	OI	**Method Quantitation Limits (MQLs)**					
		Are the MQLs for each method analyte included in the laboratory data package?	X				
		Do the MQLs correspond to the concentration of the lowest non-zero calibration standard?	X				
		Are unadjusted MQLs included in the laboratory data package?	X				
R10	OI	**Other Problems/Anomalies**					
		Are all known problems/anomalies/special conditions noted in the LRC and ER?	X				
		Were all necessary corrective actions performed for the reported data?	X				
		Was applicable and available technology used to lower the SQL to minimize the matrix interference effects on the sample results?	X				

Attachment A (cont'd) : Laboratory Review Checklist: Reportable Data

Laboratory Name:	XENCO Laboratories	Report Date :	05/12/10
Project Name:	Hillcrest	Laboratory Job Number :	371424
Reviewer Name:	John Cady	Batch Number(s) :	806009

#[1]	A[2]	Description	Yes	No	NA[3]	NR[4]	ER#[5]
S1	OI	**Initial Calibration (ICAL)**					
		Were response factors and/or relative response factors for each analyte within QC limits?	X				
		Were percent RSDs or correlation coefficient criteria met?	X				
		Was the number of standards recommended in the method used for all analytes?	X				
		Were all points generated between the lowest and the highest standard used to calculate the curve?	X				
		Are ICAL data available for all instruments used?	X				
		Has the initial calibration curve been verified using an appropriate second source standard?	X				
S2	OI	**Initial and Continuing Calibration Verification (ICCV and CCV) and continuing calibration**					
		Was the CCV analyzed at the method-required frequency?	X				
		Were percent differences for each analyte within the method-required QC limits?	X				
		Was the ICAL curve verified for each analyte?	X				
		Was the absolute value of the analyte concentration in the inorganic CCB <MDL?			X		
S3	O	**Mass Spectral Tuning**					
		Was the appropriate compound for the method used for tuning?	X				
		Were ion abundance data within the method-required QC limits?	X				
S4	O	**Internal Standard (IS)**					
		Were IS area counts and retention times within the method-required QC limits?	X				
S5	OI	**Raw Data (NELAC section 1 Appendix A glossary, and section 5.12 or ISO/IEC 17025 section)**					
		Were the raw data (for example, chromatograms, spectral data) reviewed by an analyst?	X				
		Were data associated with manual integrations flagged on the raw data?	X				
S6	O	**Dual Column Confirmation**					
		Did dual column confirmation results meet the method-required QC?			X		
S7	O	**Tentatively Identified Compounds (TICs)**					
		If TICs were requested, were the mass spectra and TIC data subject to appropriate checks?			X		
S8	I	**Interference Check Sample (ICS) Results**					
		Were percent recoveries within method QC limits?			X		
S9	I	**Serial Dilutions, Post Digestions Spikes, and Method of Standard Additions**					
		Were percent differences, recoveries, and the linearity within the QC limits specified in the method?			X		
S10	OI	**Method Detection Limit (MDL) Studies**					
		Was a MDL study performed for each reported analyte?	X				
		Is the MDL either adjusted or supported by the analysis of DCSs?	X				
S11	OI	**Proficiency Test Reports**					
		Was the laboratory's performance acceptable on the applicable proficiency tests or evaluation studies?	X				
S12	OI	**Standards Documentation**					
		Are all standards used in the analyses NIST-traceable or obtained from other appropriate sources?	X				
S13	OI	**Compound/Analyte Identification Procedures**					
		Are the procedures for compound/analyte identification documented?	X				
S14	OI	**Demonstration of Analyst Competency (DOC)**					
		Was DOC concluded consistent with NELAC Chapter 5C or ISO/IEC 4?	X				
		Is documentation of the analyst's competency up-to-date and on file?	X				
S15	OI	**Verification/Validation Documentation for Methods (NELAC Chap 5 or ISO/IEC 17025 Section 5)**					
		Are all methods used to generate the data documented, verified, and validated, where applicable?	X				
S16	OI	**Laboratory Standard Operating Procedures (SOPs)**					
		Are laboratory SOPs current and on file for each method performed?	X				

1. Items identified by the letter "R" must be included in the laboratory data package submitted to the TCEQ-required report(s). Items identified by the letter "S" should be retained and made available upon request for the appropriate retention period.
2. O = organic analyses; I = inorganic analyses (and general chemistry, when applicable).
3. NA = Not applicable.
4. NR = Not reviewed.
5. ER# = Exception Report identification number (an Exception Report should be completed for an item if "NR" or "No" is checked).

Attachment A (cont'd): Laboratory Review Checklist: Exception Reports

Laboratory Name: XENCO Laboratories	Report Date: 05/12/10
Project Name: Hillcrest	Laboratory Job Number: 371424
Reviewer Name: John Cady	Batch Number(s): 806009

ER# [1]	DESCRIPTION

1 ER# = Exception Report identification number (an Exception Report should be completed for an item if "NR" or "No is checked on the LRC).

Analytical Report 371424

for

Geo Strata Environmental Consultants

Project Manager: Carrie Holderfield

Hillcrest

12-MAY-10

4143 Greenbriar Dr., Stafford, TX 77477
Ph:(281) 240-4200 Fax:(281) 240-4280

Xenco-Houston (EPA Lab code: TX00122):
Texas (T104704215-TX), Arizona (AZ0738), Arkansas (08-039-0), Connecticut (PH-0102), Florida (E871002)
Illinois (002082), Indiana (C-TX-02), Iowa (392), Kansas (E-10380), Kentucky (45), Louisiana (03054)
New Hampshire (297408), New Jersey (TX007), New York (11763), Oklahoma (9218), Pennsylvania (68-03610)
Rhode Island (LAO00312), USDA (S-44102)

Xenco-Atlanta (EPA Lab Code: GA00046):
Florida (E87429), North Carolina (483), South Carolina (98015), Utah (AALI1), West Virginia (362), Kentucky (85)
Louisiana (04176), USDA (P330-07-00105)

Xenco-Miami (EPA Lab code: FL01152): Florida (E86678), Maryland (330)
Xenco-Tampa Mobile (EPA Lab code: FL01212): Florida (E84900)
Xenco-Odessa (EPA Lab code: TX00158): Texas (T104704400-TX)
Xenco-Dallas (EPA Lab code: TX01468): Texas (T104704295-TX)
Xenco-Corpus Christi (EPA Lab code: TX02613): Texas (T104704370)
Xenco-Boca Raton (EPA Lab Code: FL00449):
Florida(E86240),South Carolina(96031001), Louisiana(04154), Georgia(917)
North Carolina(444), Texas(T104704468-TX), Illinois(002295)

12-MAY-10

Project Manager: **Carrie Holderfield**
Geo Strata Environmental Consultants
4718 College Park
San Antonio, TX 78249

Reference: XENCO Report No: **371424**
Hillcrest
Project Address:

Carrie Holderfield:

We are reporting to you the results of the analyses performed on the samples received under the project name referenced above and identified with the XENCO Report Number 371424. All results being reported under this Report Number apply to the samples analyzed and properly identified with a Laboratory ID number. Subcontracted analyses are identified in this report with either the NELAC certification number of the subcontract lab in the analyst ID field, or the complete subcontracted report attached to this report.

Unless otherwise noted in a Case Narrative, all data reported in this Analytical Report are in compliance with NELAC standards. Estimation of data uncertainty for this report is found in the quality control section of this report unless otherwise noted. Should insufficient sample be provided to the laboratory to meet the method and NELAC Matrix Duplicate and Matrix Spike requirements, then the data will be analyzed, evaluated and reported using all other available quality control measures.

The validity and integrity of this report will remain intact as long as it is accompanied by this letter and reproduced in full, unless written approval is granted by XENCO Laboratories. This report will be filed for at least 5 years in our archives after which time it will be destroyed without further notice, unless otherwise arranged with you. The samples received, and described as recorded in Report No. 371424 will be filed for 60 days, and after that time they will be properly disposed without further notice, unless otherwise arranged with you. We reserve the right to return to you any unused samples, extracts or solutions related to them if we consider so necessary (e.g., samples identified as hazardous waste, sample sizes exceeding analytical standard practices, controlled substances under regulated protocols, etc).

We thank you for selecting XENCO Laboratories to serve your analytical needs. If you have any questions concerning this report, please feel free to contact us at any time.

Respectfully,

Carlos Castro

Managing Director, Texas

Recipient of the Prestigious Small Business Administration Award of Excellence in 1994.
Certified and approved by numerous States and Agencies.
A Small Business and Minority Status Company that delivers SERVICE and QUALITY
Houston - Dallas - San Antonio - Austin - Tampa - Miami - Atlanta - Corpus Christi - Latin America

Sample Cross Reference 371424

Geo Strata Environmental Consultants, San Antonio, TX

Hillcrest

Sample Id	Matrix	Date Collected	Sample Depth	Lab Sample Id
Rinsate Blank #1	W	May-04-10 09:15		371424-001

Sample Id: **Rinsate Blank #1**	Matrix:Water	Sample Depth:	
Lab Sample Id: **371424-001**	Date Collected: May-04-10 09:15	Date Received: May-05-10 08:35	

Analytical Method: **VOAs by SW-846 8260** % Moist: Prep Method: 5030B

Date Anal: May-10-10 15:19 Analyst: CYE Date Prep: May-10-10 13:38 Tech: CYE

Anal seq: 806009 Prep seq: 562936

Parameter	CAS Number	Result	MQL UnAdj	MQL Adj	MDL UnAdj	SDL	Units	Flag	Dil
Benzene	71-43-2	U	0.005	0.005	0.0010	0.001	mg/L	U	1
Bromobenzene	108-86-1	U	0.005	0.005	0.0010	0.001	mg/L	U	1
Bromochloromethane	74-97-5	U	0.005	0.005	0.0010	0.001	mg/L	U	1
Bromodichloromethane	75-27-4	U	0.005	0.005	0.0010	0.001	mg/L	U	1
Bromoform	75-25-2	U	0.005	0.005	0.0010	0.001	mg/L	U	1
Bromomethane	74-83-9	U	0.005	0.005	0.0010	0.001	mg/L	U	1
MTBE	1634-04-4	U	0.005	0.005	0.0010	0.001	mg/L	U	1
tert-Butylbenzene	98-06-6	U	0.005	0.005	0.0010	0.001	mg/L	U	1
Sec-Butylbenzene	135-98-8	U	0.005	0.005	0.0010	0.001	mg/L	U	1
n-Butylbenzene	104-51-8	U	0.005	0.005	0.0010	0.001	mg/L	U	1
Carbon Tetrachloride	56-23-5	U	0.005	0.005	0.0010	0.001	mg/L	U	1
Chlorobenzene	108-90-7	U	0.005	0.005	0.0010	0.001	mg/L	U	1
Chloroethane	75-00-3	U	0.010	0.010	0.0020	0.002	mg/L	U	1
Chloroform	67-66-3	U	0.005	0.005	0.0010	0.001	mg/L	U	1
Chloromethane	74-87-3	U	0.010	0.010	0.0020	0.002	mg/L	U	1
2-Chlorotoluene	95-49-8	U	0.005	0.005	0.0010	0.001	mg/L	U	1
4-Chlorotoluene	106-43-4	U	0.005	0.005	0.0010	0.001	mg/L	U	1
p-Cymene (p-Isopropyltoluene)	99-87-6	U	0.005	0.005	0.0010	0.001	mg/L	U	1
1,2-Dibromo-3-Chloropropane	96-12-8	U	0.005	0.005	0.0010	0.001	mg/L	U	1
Dibromochloromethane	124-48-1	U	0.005	0.005	0.0010	0.001	mg/L	U	1
Dibromomethane	74-95-3	U	0.005	0.005	0.0010	0.001	mg/L	U	1
1,2-Dichlorobenzene	95-50-1	U	0.005	0.005	0.0010	0.001	mg/L	U	1
1,3-Dichlorobenzene	541-73-1	U	0.005	0.005	0.0010	0.001	mg/L	U	1
1,4-Dichlorobenzene	106-46-7	U	0.005	0.005	0.0010	0.001	mg/L	U	1
Dichlorodifluoromethane	75-71-8	U	0.005	0.005	0.0010	0.001	mg/L	U	1
1,2-Dichloroethane	107-06-2	U	0.005	0.005	0.0010	0.001	mg/L	U	1
1,1-Dichloroethane	75-34-3	U	0.005	0.005	0.0010	0.001	mg/L	U	1
trans-1,2-dichloroethene	156-60-5	U	0.005	0.005	0.0010	0.001	mg/L	U	1
cis-1,2-Dichloroethene	156-59-2	U	0.005	0.005	0.0010	0.001	mg/L	U	1
1,1-Dichloroethene	75-35-4	U	0.005	0.005	0.0010	0.001	mg/L	U	1
2,2-Dichloropropane	594-20-7	U	0.005	0.005	0.0010	0.001	mg/L	U	1
1,3-Dichloropropane	142-28-9	U	0.005	0.005	0.0010	0.001	mg/L	U	1
1,2-Dichloropropane	78-87-5	U	0.005	0.005	0.0010	0.001	mg/L	U	1
trans-1,3-dichloropropene	10061-02-6	U	0.005	0.005	0.0010	0.001	mg/L	U	1
1,1-Dichloropropene	563-58-6	U	0.005	0.005	0.0010	0.001	mg/L	U	1
cis-1,3-Dichloropropene	10061-01-5	U	0.005	0.005	0.0010	0.001	mg/L	U	1
Ethylbenzene	100-41-4	U	0.005	0.005	0.0010	0.001	mg/L	U	1
Hexachlorobutadiene	87-68-3	U	0.005	0.005	0.0010	0.001	mg/L	U	1
isopropylbenzene	98-82-8	U	0.005	0.005	0.0010	0.001	mg/L	U	1
Naphthalene	91-20-3	U	0.010	0.010	0.0020	0.002	mg/L	U	1
n-Propylbenzene	103-65-1	U	0.005	0.005	0.0010	0.001	mg/L	U	1
Styrene	100-42-5	U	0.005	0.005	0.0010	0.001	mg/L	U	1
1,1,1,2-Tetrachloroethane	630-20-6	U	0.005	0.005	0.0010	0.001	mg/L	U	1

Geo Strata Environmental Consultants, San Antonio, TX

Hillcrest

Sample Id: **Rinsate Blank #1**	Matrix:Water	Sample Depth:	
Lab Sample Id: **371424-001**	Date Collected: May-04-10 09:15	Date Received: May-05-10 08:35	

Analytical Method: **VOAs by SW-846 8260** % Moist: Prep Method: 5030B

Date Anal: May-10-10 15:19 Analyst: CYE Date Prep: May-10-10 13:38 Tech: CYE

Anal seq: 806009 Prep seq: 562936

Parameter	CAS Number	Result	MQL UnAdj	MQL Adj	MDL UnAdj	SDL	Units	Flag	Dil
1,1,2,2-Tetrachloroethane	79-34-5	U	0.005	0.005	0.0010	0.001	mg/L	U	1
Toluene	108-88-3	U	0.005	0.005	0.0010	0.001	mg/L	U	1
1,2,4-Trichlorobenzene	120-82-1	U	0.005	0.005	0.0010	0.001	mg/L	U	1
1,2,3-Trichlorobenzene	87-61-6	U	0.005	0.005	0.0010	0.001	mg/L	U	1
1,1,2-Trichloroethane	79-00-5	U	0.005	0.005	0.0010	0.001	mg/L	U	1
1,1,1-Trichloroethane	71-55-6	U	0.005	0.005	0.0010	0.001	mg/L	U	1
Trichloroethene	79-01-6	U	0.005	0.005	0.0010	0.001	mg/L	U	1
Trichlorofluoromethane	75-69-4	U	0.005	0.005	0.0010	0.001	mg/L	U	1
1,2,3-Trichloropropane	96-18-4	U	0.005	0.005	0.0010	0.001	mg/L	U	1
1,2,4-Trimethylbenzene	95-63-6	U	0.005	0.005	0.0010	0.001	mg/L	U	1
1,3,5-trimethylbenzene	108-67-8	U	0.005	0.005	0.0010	0.001	mg/L	U	1
o-Xylene	95-47-6	U	0.005	0.005	0.0010	0.001	mg/L	U	1
m,p-Xylenes	179601-23-1	U	0.010	0.010	0.0020	0.002	mg/L	U	1
Methylene Chloride	75-09-2	U	0.005	0.005	0.0010	0.001	mg/L	U	1
Tetrachloroethylene	127-18-4	U	0.005	0.005	0.0010	0.001	mg/L	U	1
Vinyl Chloride	75-01-4	U	0.002	0.002	0.0004	0.001	mg/L	U	1

Sample Id: **562936-1-BLK**	Matrix:Water	Sample Depth:	
Lab Sample Id: **562936-1-BLK**	Date Collected:	Date Received:	May-05-10 08:35

Analytical Method: **VOAs by SW-846 8260** % Moist: Prep Method: 5030B

Date Anal: May-10-10 12:59 Analyst: CYE Date Prep: May-10-10 10:48 Tech: CYE

Anal seq: 806009 Prep seq: 562936

Parameter	CAS Number	Result	MQL UnAdj	MQL Adj	MDL UnAdj	SDL	Units	Flag	Dil
Benzene	71-43-2	U	0.005	0.005	0.0010	0.001	mg/L	U	1
Bromobenzene	108-86-1	U	0.005	0.005	0.0010	0.001	mg/L	U	1
Bromochloromethane	74-97-5	U	0.005	0.005	0.0010	0.001	mg/L	U	1
Bromodichloromethane	75-27-4	U	0.005	0.005	0.0010	0.001	mg/L	U	1
Bromoform	75-25-2	U	0.005	0.005	0.0010	0.001	mg/L	U	1
Bromomethane	74-83-9	U	0.005	0.005	0.0010	0.001	mg/L	U	1
MTBE	1634-04-4	U	0.005	0.005	0.0010	0.001	mg/L	U	1
tert-Butylbenzene	98-06-6	U	0.005	0.005	0.0010	0.001	mg/L	U	1
Sec-Butylbenzene	135-98-8	U	0.005	0.005	0.0010	0.001	mg/L	U	1
n-Butylbenzene	104-51-8	U	0.005	0.005	0.0010	0.001	mg/L	U	1
Carbon Tetrachloride	56-23-5	U	0.005	0.005	0.0010	0.001	mg/L	U	1
Chlorobenzene	108-90-7	U	0.005	0.005	0.0010	0.001	mg/L	U	1
Chloroethane	75-00-3	U	0.010	0.010	0.0020	0.002	mg/L	U	1
Chloroform	67-66-3	U	0.005	0.005	0.0010	0.001	mg/L	U	1
Chloromethane	74-87-3	U	0.010	0.010	0.0020	0.002	mg/L	U	1
2-Chlorotoluene	95-49-8	U	0.005	0.005	0.0010	0.001	mg/L	U	1
4-Chlorotoluene	106-43-4	U	0.005	0.005	0.0010	0.001	mg/L	U	1
p-Cymene (p-Isopropyltoluene)	99-87-6	U	0.005	0.005	0.0010	0.001	mg/L	U	1
1,2-Dibromo-3-Chloropropane	96-12-8	U	0.005	0.005	0.0010	0.001	mg/L	U	1
Dibromochloromethane	124-48-1	U	0.005	0.005	0.0010	0.001	mg/L	U	1
Dibromomethane	74-95-3	U	0.005	0.005	0.0010	0.001	mg/L	U	1
1,2-Dichlorobenzene	95-50-1	U	0.005	0.005	0.0010	0.001	mg/L	U	1
1,3-Dichlorobenzene	541-73-1	U	0.005	0.005	0.0010	0.001	mg/L	U	1
1,4-Dichlorobenzene	106-46-7	U	0.005	0.005	0.0010	0.001	mg/L	U	1
Dichlorodifluoromethane	75-71-8	U	0.005	0.005	0.0010	0.001	mg/L	U	1
1,2-Dichloroethane	107-06-2	U	0.005	0.005	0.0010	0.001	mg/L	U	1
1,1-Dichloroethane	75-34-3	U	0.005	0.005	0.0010	0.001	mg/L	U	1
trans-1,2-dichloroethene	156-60-5	U	0.005	0.005	0.0010	0.001	mg/L	U	1
cis-1,2-Dichloroethene	156-59-2	U	0.005	0.005	0.0010	0.001	mg/L	U	1
1,1-Dichloroethene	75-35-4	U	0.005	0.005	0.0010	0.001	mg/L	U	1
2,2-Dichloropropane	594-20-7	U	0.005	0.005	0.0010	0.001	mg/L	U	1
1,3-Dichloropropane	142-28-9	U	0.005	0.005	0.0010	0.001	mg/L	U	1
1,2-Dichloropropane	78-87-5	U	0.005	0.005	0.0010	0.001	mg/L	U	1
trans-1,3-dichloropropene	10061-02-6	U	0.005	0.005	0.0010	0.001	mg/L	U	1
1,1-Dichloropropene	563-58-6	U	0.005	0.005	0.0010	0.001	mg/L	U	1
cis-1,3-Dichloropropene	10061-01-5	U	0.005	0.005	0.0010	0.001	mg/L	U	1
Ethylbenzene	100-41-4	U	0.005	0.005	0.0010	0.001	mg/L	U	1
Hexachlorobutadiene	87-68-3	U	0.005	0.005	0.0010	0.001	mg/L	U	1
isopropylbenzene	98-82-8	U	0.005	0.005	0.0010	0.001	mg/L	U	1
Naphthalene	91-20-3	U	0.010	0.010	0.0020	0.002	mg/L	U	1
n-Propylbenzene	103-65-1	U	0.005	0.005	0.0010	0.001	mg/L	U	1
Styrene	100-42-5	U	0.005	0.005	0.0010	0.001	mg/L	U	1
1,1,1,2-Tetrachloroethane	630-20-6	U	0.005	0.005	0.0010	0.001	mg/L	U	1

Sample Id: **562936-1-BLK**	Matrix:Water	Sample Depth:	
Lab Sample Id: **562936-1-BLK**	Date Collected:	Date Received:	May-05-10 08:35

Analytical Method: **VOAs by SW-846 8260** % Moist: Prep Method: 5030B

Date Anal: May-10-10 12:59 Analyst: CYE Date Prep: May-10-10 10:48 Tech: CYE

Anal seq: 806009 Prep seq: 562936

Parameter	CAS Number	Result	MQL UnAdj	MQL Adj	MDL UnAdj	SDL	Units	Flag	Dil
1,1,2,2-Tetrachloroethane	79-34-5	U	0.005	0.005	0.0010	0.001	mg/L	U	1
Toluene	108-88-3	U	0.005	0.005	0.0010	0.001	mg/L	U	1
1,2,4-Trichlorobenzene	120-82-1	U	0.005	0.005	0.0010	0.001	mg/L	U	1
1,2,3-Trichlorobenzene	87-61-6	U	0.005	0.005	0.0010	0.001	mg/L	U	1
1,1,2-Trichloroethane	79-00-5	U	0.005	0.005	0.0010	0.001	mg/L	U	1
1,1,1-Trichloroethane	71-55-6	U	0.005	0.005	0.0010	0.001	mg/L	U	1
Trichloroethene	79-01-6	U	0.005	0.005	0.0010	0.001	mg/L	U	1
Trichlorofluoromethane	75-69-4	U	0.005	0.005	0.0010	0.001	mg/L	U	1
1,2,3-Trichloropropane	96-18-4	U	0.005	0.005	0.0010	0.001	mg/L	U	1
1,2,4-Trimethylbenzene	95-63-6	U	0.005	0.005	0.0010	0.001	mg/L	U	1
1,3,5-trimethylbenzene	108-67-8	U	0.005	0.005	0.0010	0.001	mg/L	U	1
o-Xylene	95-47-6	U	0.005	0.005	0.0010	0.001	mg/L	U	1
m,p-Xylenes	179601-23-1	U	0.010	0.010	0.0020	0.002	mg/L	U	1
Methylene Chloride	75-09-2	U	0.005	0.005	0.0010	0.001	mg/L	U	1
Tetrachloroethylene	127-18-4	U	0.005	0.005	0.0010	0.001	mg/L	U	1
Vinyl Chloride	75-01-4	U	0.002	0.002	0.0004	0.001	mg/L	U	1

XENCO
CHRONOLOGY OF HOLDING TIMES

Analytical Method : VOAs by SW-846 8260 Client : Geo Strata Environmental Cor

Work Order #: 371424 Project ID:

Field Sample ID	Date Collected	Date Received	Date Extracted	Max Holding Time Extracted (Days)	Time Held Extracted (Days)	Date Analyzed	Max Holding Time Analyzed (Days)	Time Held Analyzed (Days)	Q
Rinsate Blank #1	May. 4, 2010	May. 5, 2010				May.10, 2010	14	6	P

F = These samples were analyzed outside the recommended holding time.
P = Samples analyzed within the recommended holding time.

Flagging Criteria

X In our quality control review of the data a QC deficiency was observed and flagged as noted. MS/MSD recoveries were found to be outside of the laboratory control limits due to possible matrix /chemical interference, or a concentration of target analyte high enough to effect the recovery of the spike concentration. This condition could also effect the relative percent difference in the MS/MSD.

B A target analyte or common laboratory contaminant was identified in the method blank. Its presence indicates possible field or laboratory contamination.

D The sample(s) were diluted due to targets detected over the highest point of the calibration curve, or due to matrix interference. Dilution factors are included in the final results. The result is from a diluted sample.

E The data exceeds the upper calibration limit; therefore, the concentration is reported as estimated.

F RPD exceeded lab control limits.

J The target analyte was positively identified below the MQL and above the SQL.

U Analyte was not detected.

L The LCS data for this analytical batch was reported below the laboratory control limits for this analyte. The department supervisor and QA Director reviewed data. The samples were either reanalyzed or flagged as estimated concentrations.

H The LCS data for this analytical batch was reported above the laboratory control limits. Supporting QC Data were reviewed by the Department Supervisor and QA Director. Data were determined to be valid for reporting.

K Sample analyzed outside of recommended hold time.

JN A combination of the "N" and the "J" qualifier. The analysis indicates that the analyte is "tentatively identified" and the associated numerical value may not be consistent with the amount actually present in the environmental sample.

BRL Below Reporting Limit.

RL Reporting Limit

***** Outside XENCO's scope of NELAC Accreditation.

Analytical Log

Analytical Method:	VOAs by SW-846 8260	Batch #:	806009
Project Name:	Hillcrest	Project ID:	
Client Name:	Geo Strata Environmental Consultants	WO Number:	371424

Client Sample Id	Lab Sample Id	QC Types
Rinsate Blank #1	371424-001	SMP
	371424-001 S	MS
	371424-001 SD	MSD
	562936-1-BKS	BKS
	562936-1-BLK	BLK

Form 2 - Surrogate Recoveries

Project Name: Hillcrest

Work Orders : 371424,

Project ID:

Lab Batch #: 806009 **Sample:** 562936-1-BKS / BKS **Batch:** 1 **Matrix:** Water

Units: mg/L **Date Analyzed:** 05/10/10 12:15

SURROGATE RECOVERY STUDY

VOAs by SW-846 8260 Analytes	Amount Found [A]	True Amount [B]	Recovery %R [D]	Control Limits %R	Flags
4-Bromofluorobenzene	0.0493	0.0500	99	74-124	
Dibromofluoromethane	0.0483	0.0500	97	75-131	
1,2-Dichloroethane-D4	0.0479	0.0500	96	63-144	
Toluene-D8	0.0481	0.0500	96	80-117	

Lab Batch #: 806009 **Sample:** 562936-1-BLK / BLK **Batch:** 1 **Matrix:** Water

Units: mg/L **Date Analyzed:** 05/10/10 12:59

SURROGATE RECOVERY STUDY

VOAs by SW-846 8260 Analytes	Amount Found [A]	True Amount [B]	Recovery %R [D]	Control Limits %R	Flags
4-Bromofluorobenzene	0.0478	0.0500	96	74-124	
Dibromofluoromethane	0.0482	0.0500	96	75-131	
1,2-Dichloroethane-D4	0.0506	0.0500	101	63-144	
Toluene-D8	0.0491	0.0500	98	80-117	

Lab Batch #: 806009 **Sample:** 371424-001 / SMP **Batch:** 1 **Matrix:** Water

Units: mg/L **Date Analyzed:** 05/10/10 15:19

SURROGATE RECOVERY STUDY

VOAs by SW-846 8260 Analytes	Amount Found [A]	True Amount [B]	Recovery %R [D]	Control Limits %R	Flags
4-Bromofluorobenzene	0.0483	0.0500	97	74-124	
Dibromofluoromethane	0.0480	0.0500	96	75-131	
1,2-Dichloroethane-D4	0.0502	0.0500	100	63-144	
Toluene-D8	0.0490	0.0500	98	80-117	

Lab Batch #: 806009 **Sample:** 371424-001 S / MS **Batch:** 1 **Matrix:** Water

Units: mg/L **Date Analyzed:** 05/10/10 15:41

SURROGATE RECOVERY STUDY

VOAs by SW-846 8260 Analytes	Amount Found [A]	True Amount [B]	Recovery %R [D]	Control Limits %R	Flags
4-Bromofluorobenzene	0.0500	0.0500	100	74-124	
Dibromofluoromethane	0.0490	0.0500	98	75-131	
1,2-Dichloroethane-D4	0.0506	0.0500	101	63-144	
Toluene-D8	0.0482	0.0500	96	80-117	

* Surrogate outside of Laboratory QC limits

** Surrogates outside limits; data and surrogates confirmed by reanalysis

*** Poor recoveries due to dilution

Surrogate Recovery [D] = 100 * A / B

All results are based on MDL and validated for QC purposes.

Form 2 - Surrogate Recoveries

Project Name: Hillcrest

Work Orders : 371424,

Project ID:

Lab Batch #: 806009 **Sample:** 371424-001 SD / MSD **Batch:** 1 **Matrix:** Water

Units: mg/L **Date Analyzed:** 05/10/10 16:03

VOAs by SW-846 8260	SURROGATE RECOVERY STUDY				
Analytes	**Amount Found [A]**	**True Amount [B]**	**Recovery %R [D]**	**Control Limits %R**	**Flags**
4-Bromofluorobenzene	0.0486	0.0500	97	74-124	
Dibromofluoromethane	0.0496	0.0500	99	75-131	
1,2-Dichloroethane-D4	0.0519	0.0500	104	63-144	
Toluene-D8	0.0482	0.0500	96	80-117	

* Surrogate outside of Laboratory QC limits

** Surrogates outside limits; data and surrogates confirmed by reanalysis

*** Poor recoveries due to dilution

Surrogate Recovery [D] = 100 * A / B

All results are based on MDL and validated for QC purposes.

Blank Spike Recovery

Project Name: Hillcrest

Work Order #: 371424 **Project ID:**

Lab Batch #: 806009 **Sample:** 562936-1-BKS **Matrix:** Water

Date Analyzed: 05/10/2010 **Date Prepared:** 05/10/2010 **Analyst:** CYE

Reporting Units: mg/L **Batch #:** 1 **BLANK /BLANK SPIKE RECOVERY STUDY**

VOAs by SW-846 8260 Analytes	Blank Result [A]	Spike Added [B]	Blank Spike Result [C]	Blank Spike %R [D]	Control Limits %R	Flags
Benzene	<0.001	0.050	0.048	96	66-142	
Bromobenzene	<0.001	0.050	0.049	98	75-125	
Bromochloromethane	<0.001	0.050	0.049	98	73-125	
Bromodichloromethane	<0.001	0.050	0.052	104	75-125	
Bromoform	<0.001	0.050	0.055	110	75-125	
Bromomethane	<0.001	0.050	0.043	86	70-130	
MTBE	<0.001	0.050	0.051	102	65-135	
tert-Butylbenzene	<0.001	0.050	0.053	106	75-125	
Sec-Butylbenzene	<0.001	0.050	0.053	106	75-125	
n-Butylbenzene	<0.001	0.050	0.050	100	75-125	
Carbon Tetrachloride	<0.001	0.050	0.048	96	62-125	
Chlorobenzene	<0.001	0.050	0.049	98	60-133	
Chloroethane	<0.002	0.050	0.042	84	70-130	
Chloroform	<0.001	0.050	0.047	94	74-125	
Chloromethane	<0.002	0.050	0.046	92	70-130	
2-Chlorotoluene	<0.001	0.050	0.049	98	73-125	
4-Chlorotoluene	<0.001	0.050	0.049	98	74-125	
p-Cymene (p-Isopropyltoluene)	<0.001	0.050	0.051	102	75-125	
1,2-Dibromo-3-Chloropropane	<0.001	0.050	0.049	98	59-125	
Dibromochloromethane	<0.001	0.050	0.053	106	73-125	
Dibromomethane	<0.001	0.050	0.048	96	69-127	
1,2-Dichlorobenzene	<0.001	0.050	0.050	100	75-125	
1,3-Dichlorobenzene	<0.001	0.050	0.051	102	75-125	
1,4-Dichlorobenzene	<0.001	0.050	0.048	96	75-125	
Dichlorodifluoromethane	<0.001	0.050	0.050	100	70-130	
1,2-Dichloroethane	<0.001	0.050	0.045	90	68-127	
1,1-Dichloroethane	<0.001	0.050	0.050	100	72-125	
trans-1,2-dichloroethene	<0.001	0.050	0.048	96	75-125	
cis-1,2-Dichloroethene	<0.001	0.050	0.047	94	75-125	
1,1-Dichloroethene	<0.001	0.050	0.048	96	59-172	
2,2-Dichloropropane	<0.001	0.050	0.051	102	75-125	
1,3-Dichloropropane	<0.001	0.050	0.045	90	75-125	
1,2-Dichloropropane	<0.001	0.050	0.049	98	74-125	

Blank Spike Recovery [D] = 100*[C]/[B]
All results are based on MDL and validated for QC purposes.

BRL - Below Reporting Limit

Blank Spike Recovery

Project Name: Hillcrest

Work Order #: 371424 **Project ID:**

Lab Batch #: 806009 **Sample:** 562936-1-BKS **Matrix:** Water

Date Analyzed: 05/10/2010 **Date Prepared:** 05/10/2010 **Analyst:** CYE

Reporting Units: mg/L **Batch #:** 1 **BLANK /BLANK SPIKE RECOVERY STUDY**

VOAs by SW-846 8260 Analytes	Blank Result [A]	Spike Added [B]	Blank Spike Result [C]	Blank Spike %R [D]	Control Limits %R	Flags
trans-1,3-dichloropropene	<0.001	0.050	0.048	96	66-125	
1,1-Dichloropropene	<0.001	0.050	0.042	84	75-125	
cis-1,3-Dichloropropene	<0.001	0.050	0.051	102	74-125	
Ethylbenzene	<0.001	0.050	0.048	96	75-125	
Hexachlorobutadiene	<0.001	0.050	0.055	110	75-125	
isopropylbenzene	<0.001	0.050	0.049	98	75-125	
Naphthalene	<0.002	0.050	0.053	106	75-125	
n-Propylbenzene	<0.001	0.050	0.051	102	75-125	
Styrene	<0.001	0.050	0.048	96	75-125	
1,1,1,2-Tetrachloroethane	<0.001	0.050	0.049	98	72-125	
1,1,2,2-Tetrachloroethane	<0.001	0.050	0.050	100	74-125	
Toluene	<0.001	0.050	0.047	94	59-139	
1,2,4-Trichlorobenzene	<0.001	0.050	0.054	108	75-135	
1,2,3-Trichlorobenzene	<0.001	0.050	0.054	108	75-137	
1,1,2-Trichloroethane	<0.001	0.050	0.049	98	75-127	
1,1,1-Trichloroethane	<0.001	0.050	0.045	90	75-125	
Trichloroethene	<0.001	0.050	0.049	98	62-137	
Trichlorofluoromethane	<0.001	0.050	0.053	106	67-125	
1,2,3-Trichloropropane	<0.001	0.050	0.051	102	75-125	
1,2,4-Trimethylbenzene	<0.001	0.050	0.050	100	75-125	
1,3,5-trimethylbenzene	<0.001	0.050	0.050	100	70-125	
o-Xylene	<0.001	0.050	0.049	98	75-125	
m,p-Xylenes	<0.002	0.100	0.097	97	75-125	
Methylene Chloride	<0.001	0.050	0.048	96	75-125	
Tetrachloroethylene	<0.001	0.050	0.048	96	71-125	
Vinyl Chloride	<0.001	0.050	0.043	86	75-125	

Blank Spike Recovery [D] = 100*[C]/[B]
All results are based on MDL and validated for QC purposes.

BRL - Below Reporting Limit

Form 3 - MS / MSD Recoveries

Project Name: Hillcrest

Work Order # : 371424 **Project ID:**

Lab Batch ID: 806009 **QC- Sample ID:** 371424-001 S **Batch #:** 1 **Matrix:** Water

Date Analyzed: 05/10/2010 **Date Prepared:** 05/10/2010 **Analyst:** CYE

Reporting Units: mg/L

VOAs by SW-846 8260 Analytes	MATRIX SPIKE / MATRIX SPIKE DUPLICATE RECOVERY STUDY										
	Parent Sample Result [A]	Spike Added [B]	Spiked Sample Result [C]	Spiked Sample %R [D]	Spike Added [E]	Duplicate Spiked Sample Result [F]	Spiked Dup. %R [G]	RPD %	Control Limits %R	Control Limits %RPD	Flag
Benzene	<0.005	0.050	0.049	98	0.050	0.049	98	0	66-142	21	
Bromobenzene	<0.005	0.050	0.050	100	0.050	0.048	96	4	75-125	20	
Bromochloromethane	<0.005	0.050	0.048	96	0.050	0.048	96	0	73-125	20	
Bromodichloromethane	<0.005	0.050	0.053	106	0.050	0.052	104	2	75-125	20	
Bromoform	<0.005	0.050	0.050	100	0.050	0.049	98	2	75-125	20	
Bromomethane	<0.005	0.050	0.044	88	0.050	0.045	90	2	70-130	20	
MTBE	<0.005	0.050	0.052	104	0.050	0.054	108	4	65-135	20	
tert-Butylbenzene	<0.005	0.050	0.053	106	0.050	0.050	100	6	75-125	20	
Sec-Butylbenzene	<0.005	0.050	0.054	108	0.050	0.052	104	4	75-125	20	
n-Butylbenzene	<0.005	0.050	0.051	102	0.050	0.050	100	2	75-125	20	
Carbon Tetrachloride	<0.005	0.050	0.049	98	0.050	0.047	94	4	62-125	20	
Chlorobenzene	<0.005	0.050	0.049	98	0.050	0.049	98	0	60-133	21	
Chloroethane	<0.010	0.050	0.043	86	0.050	0.043	86	0	70-130	20	
Chloroform	<0.005	0.050	0.049	98	0.050	0.048	96	2	74-125	20	
Chloromethane	<0.010	0.050	0.044	88	0.050	0.045	90	2	70-130	20	
2-Chlorotoluene	<0.005	0.050	0.051	102	0.050	0.050	100	2	73-125	20	
4-Chlorotoluene	<0.005	0.050	0.049	98	0.050	0.048	96	2	74-125	20	
p-Cymene (p-Isopropyltoluene)	<0.005	0.050	0.052	104	0.050	0.051	102	2	75-125	20	
1,2-Dibromo-3-Chloropropane	<0.005	0.050	0.052	104	0.050	0.047	94	10	59-125	28	
Dibromochloromethane	<0.005	0.050	0.052	104	0.050	0.052	104	0	73-125	20	
Dibromomethane	<0.005	0.050	0.049	98	0.050	0.048	96	2	69-127	23	
1,2-Dichlorobenzene	<0.005	0.050	0.051	102	0.050	0.051	102	0	75-125	20	
1,3-Dichlorobenzene	<0.005	0.050	0.051	102	0.050	0.050	100	2	75-125	20	

Matrix Spike Percent Recovery [D] = 100*(C-A)/B
Relative Percent Difference RPD = 200*|(C-F)/(C+F)|

Matrix Spike Duplicate Percent Recovery [G] = 100*(F-A)/E

ND = Not Detected, J = Present Below Reporting Limit, B = Present in Blank, NR = Not Requested, I = Interference, NA = Not ApplicableN = See Narrative, EQL = Estimated Quantitation Limit

Form 3 - MS / MSD Recoveries

Project Name: Hillcrest

Work Order # : 371424 **Project ID:**

Lab Batch ID: 806009 **QC- Sample ID:** 371424-001 S **Batch #:** 1 **Matrix:** Water

Date Analyzed: 05/10/2010 **Date Prepared:** 05/10/2010 **Analyst:** CYE

Reporting Units: mg/L

VOAs by SW-846 8260 Analytes	Parent Sample Result [A]	Spike Added [B]	Spiked Sample Result [C]	Spiked Sample %R [D]	Spike Added [E]	Duplicate Spiked Sample Result [F]	Spiked Dup. %R [G]	RPD %	Control Limits %R	Control Limits %RPD	Flag
1,4-Dichlorobenzene	<0.005	0.050	0.050	100	0.050	0.048	96	4	75-125	20	
Dichlorodifluoromethane	<0.005	0.050	0.046	92	0.050	0.048	96	4	70-130	23	
1,2-Dichloroethane	<0.005	0.050	0.045	90	0.050	0.045	90	0	68-127	20	
1,1-Dichloroethane	<0.005	0.050	0.050	100	0.050	0.050	100	0	72-125	20	
trans-1,2-dichloroethene	<0.005	0.050	0.049	98	0.050	0.048	96	2	75-125	20	
cis-1,2-Dichloroethene	<0.005	0.050	0.047	94	0.050	0.048	96	2	75-125	20	
1,1-Dichloroethene	<0.005	0.050	0.047	94	0.050	0.047	94	0	59-172	22	
2,2-Dichloropropane	<0.005	0.050	0.051	102	0.050	0.049	98	4	75-125	20	
1,3-Dichloropropane	<0.005	0.050	0.044	88	0.050	0.044	88	0	75-125	20	
1,2-Dichloropropane	<0.005	0.050	0.050	100	0.050	0.050	100	0	74-125	20	
trans-1,3-dichloropropene	<0.005	0.050	0.046	92	0.050	0.046	92	0	66-125	20	
1,1-Dichloropropene	<0.005	0.050	0.042	84	0.050	0.041	82	2	75-125	20	
cis-1,3-Dichloropropene	<0.005	0.050	0.050	100	0.050	0.051	102	2	74-125	20	
Ethylbenzene	<0.005	0.050	0.048	96	0.050	0.048	96	0	75-125	20	
Hexachlorobutadiene	<0.005	0.050	0.056	112	0.050	0.053	106	6	75-125	20	
isopropylbenzene	<0.005	0.050	0.049	98	0.050	0.049	98	0	75-125	20	
Naphthalene	<0.010	0.050	0.053	106	0.050	0.051	102	4	75-125	20	
n-Propylbenzene	<0.005	0.050	0.052	104	0.050	0.050	100	4	75-125	20	
Styrene	<0.005	0.050	0.049	98	0.050	0.048	96	2	75-125	51	
1,1,1,2-Tetrachloroethane	<0.005	0.050	0.049	98	0.050	0.048	96	2	72-125	20	
1,1,2,2-Tetrachloroethane	<0.005	0.050	0.053	106	0.050	0.049	98	8	74-125	31	
Toluene	<0.005	0.050	0.046	92	0.050	0.047	94	2	59-139	21	
1,2,4-Trichlorobenzene	<0.005	0.050	0.054	108	0.050	0.052	104	4	75-135	20	

Matrix Spike Percent Recovery [D] = 100*(C-A)/B
Relative Percent Difference RPD = 200*|(C-F)/(C+F)|

Matrix Spike Duplicate Percent Recovery [G] = 100*(F-A)/E

ND = Not Detected, J = Present Below Reporting Limit, B = Present in Blank, NR = Not Requested, I = Interference, NA = Not ApplicableN = See Narrative, EQL = Estimated Quantitation Limit

Form 3 - MS / MSD Recoveries

Project Name: Hillcrest

Work Order # : 371424 **Project ID:**

Lab Batch ID: 806009 **QC- Sample ID:** 371424-001 S **Batch #:** 1 **Matrix:** Water

Date Analyzed: 05/10/2010 **Date Prepared:** 05/10/2010 **Analyst:** CYE

Reporting Units: mg/L

VOAs by SW-846 8260 Analytes	Parent Sample Result [A]	Spike Added [B]	Spiked Sample Result [C]	Spiked Sample %R [D]	Spike Added [E]	Duplicate Spiked Sample Result [F]	Spiked Dup. %R [G]	RPD %	Control Limits %R	Control Limits %RPD	Flag
1,2,3-Trichlorobenzene	<0.005	0.050	0.055	110	0.050	0.054	108	2	75-137	20	
1,1,2-Trichloroethane	<0.005	0.050	0.048	96	0.050	0.046	92	4	75-127	20	
1,1,1-Trichloroethane	<0.005	0.050	0.045	90	0.050	0.045	90	0	75-125	20	
Trichloroethene	<0.005	0.050	0.048	96	0.050	0.048	96	0	62-137	24	
Trichlorofluoromethane	<0.005	0.050	0.051	102	0.050	0.052	104	2	67-125	20	
1,2,3-Trichloropropane	<0.005	0.050	0.052	104	0.050	0.048	96	8	75-125	20	
1,2,4-Trimethylbenzene	<0.005	0.050	0.051	102	0.050	0.050	100	2	75-125	20	
1,3,5-trimethylbenzene	<0.005	0.050	0.052	104	0.050	0.050	100	4	70-125	20	
o-Xylene	<0.005	0.050	0.050	100	0.050	0.050	100	0	75-125	20	
m,p-Xylenes	<0.010	0.100	0.097	97	0.100	0.096	96	1	75-125	20	
Methylene Chloride	<0.005	0.050	0.049	98	0.050	0.048	96	2	75-125	35	
Tetrachloroethylene	<0.005	0.050	0.047	94	0.050	0.048	96	2	71-125	20	
Vinyl Chloride	<0.002	0.050	0.043	86	0.050	0.042	84	2	75-125	20	

Matrix Spike Percent Recovery [D] = 100*(C-A)/B
Relative Percent Difference RPD = 200*|(C-F)/(C+F)|

Matrix Spike Duplicate Percent Recovery [G] = 100*(F-A)/E

ND = Not Detected, J = Present Below Reporting Limit, B = Present in Blank, NR = Not Requested, I = Interference, NA = Not ApplicableN = See Narrative, EQL = Estimated Quantitation Limit

XENCO Laboratories
B&A Laboratories, Inc.

☐ 4143 Greenbriar Drive, Stafford, Tx 77477 281-240-4200
☐ 5332 Blackberry Drive, San Antonio, Tx 78238 210-509-3334
☐ 9701 Harry Hines Blvd., Dallas, Tx 75220 214-902-0300
☐ 12600 West I-20 East, Odessa, Tx 79765 432-569-1800
☐ 842 Cantwell, Corpus Christi, Tx 78408 361-884-0371

ANALYSIS REQUEST & CHAIN OF CUSTODY RECORD

Serial #: 246748 Page 1 of 1

Company-City GEO STRATA **Phone** (210) 492-7882

Lab Only: 371424-H

Proj Name-Location HILLCREST ☐ Previously done at XENCO **Project ID**

TAT: ASAP 5h 12h 24h 48h 3d 5d 7d 10d 21d Standard TAT is project specific.
It is typically 5-7 Working Days for level II and 10+ Working days for level III and IV data.

Proj State: TX, AL, FL, GA, LA, MS, NC, NJ, PA, SC, TN, UT Other **Proj. Manager (PM)** CARRIE Holderfield

e-Mail Results to ☐ PM and **Fax No:**

Invoice to ☐ Accounting ☐ Inc. Invoice with Final Report ☐ Invoice must have a P.O
Bill to:

Quote/Pricing: STATE LEAD **P.O No:** ☐ Call for P.O.

Reg Program: UST DRY-CLEAN Land-Fill Waste-Disp NPDES DW TRRP

QAPP Per-Contract CLP AFCEE NAVY DOE DOD USACE OTHER:

Special DLs (GW DW QAPP MDLs RLs See Lab PM Included Call PM)

Sampler Name: Ruby Arredondo Signature:

	Sample ID	Sampling Date	Time	Depth ft' in" m	Matrix	Composite	Grab	# Containers	Container Size	Container Type	Preservatives
1	RINSATE BLANK	4/5/10	0915		W		X	3	(40)	A	✓
2	Temp Blank										
3											
4											
5											
6											
7											
8											
9											
10											

VOCs: Full-List BTEX-MTBE EtOH Oxyg VOHs VOAs
VOC's PP TCL DW Appdx-1 Appdx-2 CALL Other:
PAHs
TX-1005 DRO GRO MA EPH MA VPH
SVOCs: Full-List DW BN&AE TCL PP Appdx-2 CALL
OC Pesticides PCBs Herbicides OP Pesticides
Metals: RCRA-8 RCRA-4 Pb 13PP 23TAL Appdx 1 Appdx 2
SPLP - TCLP (Metals VOCs SVOCs Pest. Herb. PCBs)
EDB / DBCP
✓ VOC's (8260) B
"PLEASE CALC TO VERIFY"

TAT ASAP 5h 12h 24h 48h 3d (5d) 7d 10d 21d
Addn: PAH above mg/L W, mg/Kg S Highest Hit
Hold Samples (Surcharges will apply and are pre-approved)
Sample Clean-ups are pre-approved as needed

Remarks

Addn: Date Rcv by: From:

Relinquished by (Initials and Sign)	Date & Time	Relinquished to (Initials and Sign)	Date & Time
1) RA	5/4/10	2)	
3)		4)	
5)		6)	5-5-10 8:3

Total Containers per COC: 3 Cooler Temp: 2.4

Upon signings this COC you accept XENCO terms and Conditions unless otherwise agreed on writing. Reports are the Intellectual Property of XENCO until paid. Samples will be held 30 days after final report is e-mailed unless hereby requested. Rush Charges and Collection Fees are pre-approved if needed.

Preservatives: Various (**V**), HCl pH<2 (**H**), H2SO4 pH<2 (**S**), HNO3 pH<2 (**N**), Asbc Acid&NaOH (**A**), ZnAc&NaOH (**Z**), (Cool,<4C) (**C**), None (**NA**), See Label (**L**), Other (**O**) _____

Cont. Size: 4oz (**4**), 8oz (**8**), 32oz (**32**), 40ml VOA (**40**), 1L (**1**), 500ml (**5**), Tedlar Bag (**B**), Various (V), Other _____ **Cont. Type:** Glass Amb (**A**), Glass Clear (**C**), Plastic (**P**), Various (**V**)

Matrix: Air (**A**), Product (**P**), Solid(**S**), Water (**W**), Liquid (**L**)

Committed to Excellence in Service and Quality *www.xenco.com*

Notice: Signature of this document and relinquishment of these samples constitutes a valid purchase order from client company to Xenco Laboratories and its affiliates, subcontractors and assigns under Xenco's standard terms and conditions of service unless previoiusly negotiated under a fully executed client contract.

XENCO Laboratories

Prelogin / Nonconformance Report - Sample Log-In

Client: GEO

Date/Time: 5-5-10

Lab ID # : 371421

Initials: Em

Sample Receipt Checklist

1. Samples on ice?	Blue	Water	No	
2. Shipping container in good condition?	Yes	No	None	
3. Custody seals intact on shipping container (cooler) and bottles?	Yes	No	N/A	
4. Chain of Custody present?	Yes	No		
5. Sample instructions complete on chain of custody?	Yes	No		
6. Any missing / extra samples?	Yes	No		
7. Chain of custody signed when relinquished / received?	Yes	No		
8. Chain of custody agrees with sample label(s)?	Yes	No		
9. Container labels legible and intact?	Yes	No		
10. Sample matrix / properties agree with chain of custody?	Yes	No		
11. Samples in proper container / bottle?	Yes	No		
12. Samples properly preserved?	Yes	No	N/A	
13. Sample container intact?	Yes	No		
14. Sufficient sample amount for indicated test(s)?	Yes	No		
15. All samples received within sufficient hold time?	Yes	No		
16. Subcontract of sample(s)?	Yes	No	N/A	
17. VOC sample have zero head space?	Yes	No	N/A	

18. Cooler 1 No. CAS		Cooler 2 No.		Cooler 3 No.		Cooler 4 No.		Cooler 5 No.	
13 lbs	2.4 °C	lbs	°C	lbs	°C	lbs	°C	lbs	°C

Nonconformance Documentation

Contact: _____ Contacted by: _____ Date/Time: _____

Regarding: _____

Corrective Action Taken: _____

Check all that apply:
- ☐ Cooling process has begun shortly after sampling event and out of temperature condition acceptable by NELAC 5.5.8.3.1.a.1.
- ☐ Initial and Backup Temperature confirm out of temperature conditions
- ☐ Client understands and would like to proceed with analysis

Attachment A Laboratory Data Package Cover Page

Project Name: **Hillcrest** Laboratory Number: **371698**

This Data package consists of :

☑ This signature page, the laboratory review checklist, and the following reportable data:

☑ R1 Field chain-of-custody documentation;

☑ R2 Sample identification cross-reference;

☑ R3 Test reports (analytical data sheets) for each environmental sample that includes:
- a) Items consistent with NELAC 5.13 or ISO/IEC 17025 Section 5.10
- b) dilution factors,
- c) preparation methods,
- d) cleanup methods, and
- e) if required for the project, tentatively identified compounds (TICs).

☑ R4 Surrogate Recovery data including:
- a) Calculated recovery (%R), and
- b) The laboratory's surrogate QC limits.

☑ R5 Test reports/summary forms for blank samples;

☑ R6 Test reports/summary forms for laboratory control samples (LCSs) including:
- a) LCS spiking amounts,
- b) Calculated %R for each analyte, and
- c) The laboratory's LCS QC limits.

☑ R7 Test reports for project matrix spike/matrix spike duplicates (MS/MSDs) including:
- a) Samples associated with the MS/MSD clearly identified,
- b) MS/MSD spiking amounts,
- c) Concentration of each MS/MSD analyte measured in the parent and spiked samples,
- d) Calculated %Rs and relative percent differences (RPDs) and
- e) The laboratory's MS/MSD QC limits

☐ R8 Laboratory anaytical duplicate (if applicable) recovery and precision:
- a) the amount of analyte measured in the duplicate,
- b) the calculated RPD, and
- c) the laboratory's QC limits for analytical duplicates.

☑ R9 List of method quantitation limits (MQLs) for each analyte for each method and matrix;

☑ R10 Other problems or anomalies.

☑ Exception Report for every "No" or "Not Reviewed (NR)" item in laboratory review check list.

Release Statement: I am responsible for the release of this laboratory data package. This data package has been reviewed by the laboratory and is complete and technically compliant with the requirements of the methods used, except where noted by the laboratory in the attached exception reports. By my signature below, I affirm to the best of my knowledge, all problems/anomalies, observed by the laboratory as having the potential to affect the quality of the data, have been identified by the laboratory in the Laboratory Review Checklist, and no information or data have been knowingly withheld that would affect the quality of the data.

Check, if applicable: [ ] This laboratory is an in-house laboratory controlled by the person responding to rule. The official signing the cover page of the rule-required report (for example, the APAR) in which these data are used is responsible for releasing this data package and is by signature affirming the above release statement is true.

Carlos A. Castro, Ph.D., MB		**Managing Director, Texas**	**05/12/10**
Name (Printed)	Signature	Official Title (printed)	Date

Attachment A (cont'd) : Laboratory Review Checklist: Reportable Data

Laboratory Name:	XENCO Laboratories	Report Date :	05/12/10
Project Name:	Hillcrest	Laboratory Job Number :	371698
Reviewer Name:	John Cady	Batch Number(s) :	806009

#[1]	A[2]	Description	Yes	No	NA[3]	NR[4]	ER#[5]
R1	OI	**Chain-of-Custody (COC)**					
		Did samples meet the laboratory's standard conditions of sample acceptability upon receipt?	X				
		Were all departures from standard conditions described in an exception report?			X		
R2	OI	**Sample and Quality Control (QC) Identification**					
		Are all field sample ID numbers cross-referenced to the laboratory ID numbers?	X				
		Are all laboratory ID numbers cross-referenced to the corresponding QC data?	X				
R3	OI	**Test Reports**					
		Were all samples prepared and analyzed within holding times?	X				
		Other than those results <MQL, were all other raw values bracketed by calibration standards?	X				
		Were calculations subject to appropriate checks?	X				
		Were all analyte identifications subject to appropriate checks?	X				
		Were sample quantitation limits reported for all analytes not detected?	X				
		Were all results for soil and sediment samples reported on a dry weight basis?			X		
		Were % moisture (or solids) reported for all soil and sediment samples?			X		
		If required for the project, were TICs reported?			X		
R4	O	**Surrogate Recovery Data**					
		Were surrogates added prior to extraction?	X				
		Were surrogate percent recoveries in all samples within the laboratory QC limits?	X				
R5	OI	**Test Reports/Summary Forms for Blank Samples**					
		Were appropriate type(s) of blanks analyzed?	X				
		Were blanks analyzed at the appropriate frequency ?	X				
		Were method blanks taken through the entire analytical procedure, including preparation and, if applicable, cleanup procedures ?	X				
		Were Blank Concentrations <MQL?	X				
R6	OI	**Laboratory Control Samples (LCS):**					
		Were all COCs included in the LCS?	X				
		Was each LCS taken through the entire analytical procedure, including prep and cleanup steps?	X				
		Were LCSs analyzed at the required frequency?	X				
		Were LCS (and LCSD, if applicable) %Rs within the laboratory QC limits?	X				
		Does the detectability data document the laboratory's capability to detect the COCs at the MDL used to calculate the SQL ?	X				
		Was the LCSD RPD within the QC limits?			X		
R7	OI	**Matrix Spike (MS) and Matrix Spike Duplicate (MSD) data**					
		Were the project/method specified analytes included in the MS and MSD?	X				
		Were MS/MSD analyzed at the appropriate frequency?	X				
		Were MS (and MSD, if applicable) %Rs within the laboratory QC limits?	X				
		Were MS/MSD RPDs within the laboratory QC limits?	X				
R8	OI	**Analytical Duplicate Data**					
		Were appropriate analytical duplicates analyzed for each matrix?			X		
		Were analytical duplicates analyzed at the appropriate frequency?			X		
		Were RPDs or relative standard deviations within the laboratory QC limits?			X		
R9	OI	**Method Quantitation Limits (MQLs)**					
		Are the MQLs for each method analyte included in the laboratory data package?	X				
		Do the MQLs correspond to the concentration of the lowest non-zero calibration standard?	X				
		Are unadjusted MQLs included in the laboratory data package?	X				
R10	OI	**Other Problems/Anomalies**					
		Are all known problems/anomalies/special conditions noted in the LRC and ER?	X				
		Were all necessary corrective actions performed for the reported data?	X				
		Was applicable and available technology used to lower the SQL to minimize the matrix interference effects on the sample results?	X				

Attachment A (cont'd) : Laboratory Review Checklist: Reportable Data

Laboratory Name:	XENCO Laboratories	Report Date :	05/12/10
Project Name:	Hillcrest	Laboratory Job Number :	371698
Reviewer Name:	John Cady	Batch Number(s) :	806009

#[1]	A[2]	Description	Yes	No	NA[3]	NR[4]	ER#[5]
S1	OI	**Initial Calibration (ICAL)**					
		Were response factors and/or relative response factors for each analyte within QC limits?	X				
		Were percent RSDs or correlation coefficient criteria met?	X				
		Was the number of standards recommended in the method used for all analytes?	X				
		Were all points generated between the lowest and the highest standard used to calculate the curve?	X				
		Are ICAL data available for all instruments used?	X				
		Has the initial calibration curve been verified using an appropriate second source standard?	X				
S2	OI	**Initial and Continuing Calibration Verification (ICCV and CCV) and continuing calibration**					
		Was the CCV analyzed at the method-required frequency?	X				
		Were percent differences for each analyte within the method-required QC limits?	X				
		Was the ICAL curve verified for each analyte?	X				
		Was the absolute value of the analyte concentration in the inorganic CCB <MDL?			X		
S3	O	**Mass Spectral Tuning**					
		Was the appropriate compound for the method used for tuning?	X				
		Were ion abundance data within the method-required QC limits?	X				
S4	O	**Internal Standard (IS)**					
		Were IS area counts and retention times within the method-required QC limits?	X				
S5	OI	**Raw Data (NELAC section 1 Appendix A glossary, and section 5.12 or ISO/IEC 17025 section)**					
		Were the raw data (for example, chromatograms, spectral data) reviewed by an analyst?	X				
		Were data associated with manual integrations flagged on the raw data?	X				
S6	O	**Dual Column Confirmation**					
		Did dual column confirmation results meet the method-required QC?			X		
S7	O	**Tentatively Identified Compounds (TICs)**					
		If TICs were requested, were the mass spectra and TIC data subject to appropriate checks?			X		
S8	I	**Interference Check Sample (ICS) Results**					
		Were percent recoveries within method QC limits?			X		
S9	I	**Serial Dilutions, Post Digestions Spikes, and Method of Standard Additions**					
		Were percent differences, recoveries, and the linearity within the QC limits specified in the method?			X		
S10	OI	**Method Detection Limit (MDL) Studies**					
		Was a MDL study performed for each reported analyte?	X				
		Is the MDL either adjusted or supported by the analysis of DCSs?	X				
S11	OI	**Proficiency Test Reports**					
		Was the laboratory's performance acceptable on the applicable proficiency tests or evaluation studies?	X				
S12	OI	**Standards Documentation**					
		Are all standards used in the analyses NIST-traceable or obtained from other appropriate sources?	X				
S13	OI	**Compound/Analyte Identification Procedures**					
		Are the procedures for compound/analyte identification documented?	X				
S14	OI	**Demonstration of Analyst Competency (DOC)**					
		Was DOC concluded consistent with NELAC Chapter 5C or ISO/IEC 4?	X				
		Is documentation of the analyst's competency up-to-date and on file?	X				
S15	OI	**Verification/Validation Documentation for Methods (NELAC Chap 5 or ISO/IEC 17025 Section 5)**					
		Are all methods used to generate the data documented, verified, and validated, where applicable?	X				
S16	OI	**Laboratory Standard Operating Procedures (SOPs)**					
		Are laboratory SOPs current and on file for each method performed?	X				

1. Items identified by the letter "R" must be included in the laboratory data package submitted to the TCEQ-required report(s). Items identified by the letter "S" should be retained and made available upon request for the appropriate retention period.
2. O = organic analyses; I = inorganic analyses (and general chemistry, when applicable).
3. NA = Not applicable.
4. NR = Not reviewed.
5. ER# = Exception Report identification number (an Exception Report should be completed for an item if "NR" or "No" is checked).

Attachment A (cont'd): Laboratory Review Checklist: Exception Reports

Laboratory Name: XENCO Laboratories	Report Date: 05/12/10
Project Name: Hillcrest	Laboratory Job Number: 371698
Reviewer Name: John Cady	Batch Number(s): 806009

ER# [1]	DESCRIPTION

1 ER# = Exception Report identification number (an Exception Report should be completed for an item if "NR" or "No is checked on the LRC).

Analytical Report 371698

for

Geo Strata Environmental Consultants

Project Manager: Carrie Holderfield

Hillcrest

760-SL10

12-MAY-10

4143 Greenbriar Dr., Stafford, TX 77477
Ph:(281) 240-4200 Fax:(281) 240-4280

Xenco-Houston (EPA Lab code: TX00122):
Texas (T104704215-TX), Arizona (AZ0738), Arkansas (08-039-0), Connecticut (PH-0102), Florida (E871002)
Illinois (002082), Indiana (C-TX-02), Iowa (392), Kansas (E-10380), Kentucky (45), Louisiana (03054)
New Hampshire (297408), New Jersey (TX007), New York (11763), Oklahoma (9218), Pennsylvania (68-03610)
Rhode Island (LAO00312), USDA (S-44102)

Xenco-Atlanta (EPA Lab Code: GA00046):
Florida (E87429), North Carolina (483), South Carolina (98015), Utah (AALI1), West Virginia (362), Kentucky (85)
Louisiana (04176), USDA (P330-07-00105)

Xenco-Miami (EPA Lab code: FL01152): Florida (E86678), Maryland (330)
Xenco-Tampa Mobile (EPA Lab code: FL01212): Florida (E84900)
Xenco-Odessa (EPA Lab code: TX00158): Texas (T104704400-TX)
Xenco-Dallas (EPA Lab code: TX01468): Texas (T104704295-TX)
Xenco-Corpus Christi (EPA Lab code: TX02613): Texas (T104704370)
Xenco-Boca Raton (EPA Lab Code: FL00449):
Florida(E86240),South Carolina(96031001), Louisiana(04154), Georgia(917)
North Carolina(444), Texas(T104704468-TX), Illinois(002295)

12-MAY-10

Project Manager: **Carrie Holderfield**
Geo Strata Environmental Consultants
4718 College Park
San Antonio, TX 78249

Reference: XENCO Report No: **371698**
Hillcrest
Project Address:

Carrie Holderfield:

We are reporting to you the results of the analyses performed on the samples received under the project name referenced above and identified with the XENCO Report Number 371698. All results being reported under this Report Number apply to the samples analyzed and properly identified with a Laboratory ID number. Subcontracted analyses are identified in this report with either the NELAC certification number of the subcontract lab in the analyst ID field, or the complete subcontracted report attached to this report.

Unless otherwise noted in a Case Narrative, all data reported in this Analytical Report are in compliance with NELAC standards. Estimation of data uncertainty for this report is found in the quality control section of this report unless otherwise noted. Should insufficient sample be provided to the laboratory to meet the method and NELAC Matrix Duplicate and Matrix Spike requirements, then the data will be analyzed, evaluated and reported using all other available quality control measures.

The validity and integrity of this report will remain intact as long as it is accompanied by this letter and reproduced in full, unless written approval is granted by XENCO Laboratories. This report will be filed for at least 5 years in our archives after which time it will be destroyed without further notice, unless otherwise arranged with you. The samples received, and described as recorded in Report No. 371698 will be filed for 60 days, and after that time they will be properly disposed without further notice, unless otherwise arranged with you. We reserve the right to return to you any unused samples, extracts or solutions related to them if we consider so necessary (e.g., samples identified as hazardous waste, sample sizes exceeding analytical standard practices, controlled substances under regulated protocols, etc).

We thank you for selecting XENCO Laboratories to serve your analytical needs. If you have any questions concerning this report, please feel free to contact us at any time.

Respectfully,

Carlos Castro
Managing Director, Texas

Recipient of the Prestigious Small Business Administration Award of Excellence in 1994.
Certified and approved by numerous States and Agencies.
A Small Business and Minority Status Company that delivers SERVICE and QUALITY
Houston - Dallas - San Antonio - Austin - Tampa - Miami - Atlanta - Corpus Christi - Latin America

Sample Cross Reference 371698

Geo Strata Environmental Consultants, San Antonio, TX

Hillcrest

Sample Id	Matrix	Date Collected	Sample Depth	Lab Sample Id
Rinsate Blank#2	W	May-05-10 12:10		371698-001

Sample Id: **Rinsate Blank#2**	Matrix:Water	Sample Depth:	
Lab Sample Id: **371698-001**	Date Collected: May-05-10 12:10	Date Received: May-06-10 08:40	

Analytical Method: **VOAs by SW-846 8260** % Moist: Prep Method: 5030B

Date Anal: May-10-10 18:14 Analyst: CYE Date Prep: May-10-10 15:58 Tech: CYE

Anal seq: 806009 Prep seq: 562936

Parameter	CAS Number	Result	MQL UnAdj	MQL Adj	MDL UnAdj	SDL	Units	Flag	Dil
Benzene	71-43-2	U	0.005	0.005	0.0010	0.001	mg/L	U	1
Bromobenzene	108-86-1	U	0.005	0.005	0.0010	0.001	mg/L	U	1
Bromochloromethane	74-97-5	U	0.005	0.005	0.0010	0.001	mg/L	U	1
Bromodichloromethane	75-27-4	U	0.005	0.005	0.0010	0.001	mg/L	U	1
Bromoform	75-25-2	U	0.005	0.005	0.0010	0.001	mg/L	U	1
Bromomethane	74-83-9	U	0.005	0.005	0.0010	0.001	mg/L	U	1
MTBE	1634-04-4	U	0.005	0.005	0.0010	0.001	mg/L	U	1
tert-Butylbenzene	98-06-6	U	0.005	0.005	0.0010	0.001	mg/L	U	1
Sec-Butylbenzene	135-98-8	U	0.005	0.005	0.0010	0.001	mg/L	U	1
n-Butylbenzene	104-51-8	U	0.005	0.005	0.0010	0.001	mg/L	U	1
Carbon Tetrachloride	56-23-5	U	0.005	0.005	0.0010	0.001	mg/L	U	1
Chlorobenzene	108-90-7	U	0.005	0.005	0.0010	0.001	mg/L	U	1
Chloroethane	75-00-3	U	0.010	0.010	0.0020	0.002	mg/L	U	1
Chloroform	67-66-3	U	0.005	0.005	0.0010	0.001	mg/L	U	1
Chloromethane	74-87-3	U	0.010	0.010	0.0020	0.002	mg/L	U	1
2-Chlorotoluene	95-49-8	U	0.005	0.005	0.0010	0.001	mg/L	U	1
4-Chlorotoluene	106-43-4	U	0.005	0.005	0.0010	0.001	mg/L	U	1
p-Cymene (p-Isopropyltoluene)	99-87-6	U	0.005	0.005	0.0010	0.001	mg/L	U	1
1,2-Dibromo-3-Chloropropane	96-12-8	U	0.005	0.005	0.0010	0.001	mg/L	U	1
Dibromochloromethane	124-48-1	U	0.005	0.005	0.0010	0.001	mg/L	U	1
Dibromomethane	74-95-3	U	0.005	0.005	0.0010	0.001	mg/L	U	1
1,2-Dichlorobenzene	95-50-1	U	0.005	0.005	0.0010	0.001	mg/L	U	1
1,3-Dichlorobenzene	541-73-1	U	0.005	0.005	0.0010	0.001	mg/L	U	1
1,4-Dichlorobenzene	106-46-7	U	0.005	0.005	0.0010	0.001	mg/L	U	1
Dichlorodifluoromethane	75-71-8	U	0.005	0.005	0.0010	0.001	mg/L	U	1
1,2-Dichloroethane	107-06-2	U	0.005	0.005	0.0010	0.001	mg/L	U	1
1,1-Dichloroethane	75-34-3	U	0.005	0.005	0.0010	0.001	mg/L	U	1
trans-1,2-dichloroethene	156-60-5	U	0.005	0.005	0.0010	0.001	mg/L	U	1
cis-1,2-Dichloroethene	156-59-2	U	0.005	0.005	0.0010	0.001	mg/L	U	1
1,1-Dichloroethene	75-35-4	U	0.005	0.005	0.0010	0.001	mg/L	U	1
2,2-Dichloropropane	594-20-7	U	0.005	0.005	0.0010	0.001	mg/L	U	1
1,3-Dichloropropane	142-28-9	U	0.005	0.005	0.0010	0.001	mg/L	U	1
1,2-Dichloropropane	78-87-5	U	0.005	0.005	0.0010	0.001	mg/L	U	1
trans-1,3-dichloropropene	10061-02-6	U	0.005	0.005	0.0010	0.001	mg/L	U	1
1,1-Dichloropropene	563-58-6	U	0.005	0.005	0.0010	0.001	mg/L	U	1
cis-1,3-Dichloropropene	10061-01-5	U	0.005	0.005	0.0010	0.001	mg/L	U	1
Ethylbenzene	100-41-4	U	0.005	0.005	0.0010	0.001	mg/L	U	1
Hexachlorobutadiene	87-68-3	U	0.005	0.005	0.0010	0.001	mg/L	U	1
isopropylbenzene	98-82-8	U	0.005	0.005	0.0010	0.001	mg/L	U	1
Naphthalene	91-20-3	U	0.010	0.010	0.0020	0.002	mg/L	U	1
n-Propylbenzene	103-65-1	U	0.005	0.005	0.0010	0.001	mg/L	U	1
Styrene	100-42-5	U	0.005	0.005	0.0010	0.001	mg/L	U	1
1,1,1,2-Tetrachloroethane	630-20-6	U	0.005	0.005	0.0010	0.001	mg/L	U	1

Geo Strata Environmental Consultants, San Antonio, TX

Hillcrest

Sample Id: **Rinsate Blank#2**	Matrix:Water	Sample Depth:	
Lab Sample Id: **371698-001**	Date Collected: May-05-10 12:10	Date Received: May-06-10 08:40	

Analytical Method: **VOAs by SW-846 8260** % Moist: Prep Method: 5030B

Date Anal: May-10-10 18:14 Analyst: CYE Date Prep: May-10-10 15:58 Tech: CYE

Anal seq: 806009 Prep seq: 562936

Parameter	CAS Number	Result	MQL UnAdj	MQL Adj	MDL UnAdj	SDL	Units	Flag	Dil
1,1,2,2-Tetrachloroethane	79-34-5	U	0.005	0.005	0.0010	0.001	mg/L	U	1
Toluene	108-88-3	U	0.005	0.005	0.0010	0.001	mg/L	U	1
1,2,4-Trichlorobenzene	120-82-1	U	0.005	0.005	0.0010	0.001	mg/L	U	1
1,2,3-Trichlorobenzene	87-61-6	U	0.005	0.005	0.0010	0.001	mg/L	U	1
1,1,2-Trichloroethane	79-00-5	U	0.005	0.005	0.0010	0.001	mg/L	U	1
1,1,1-Trichloroethane	71-55-6	U	0.005	0.005	0.0010	0.001	mg/L	U	1
Trichloroethene	79-01-6	U	0.005	0.005	0.0010	0.001	mg/L	U	1
Trichlorofluoromethane	75-69-4	U	0.005	0.005	0.0010	0.001	mg/L	U	1
1,2,3-Trichloropropane	96-18-4	U	0.005	0.005	0.0010	0.001	mg/L	U	1
1,2,4-Trimethylbenzene	95-63-6	U	0.005	0.005	0.0010	0.001	mg/L	U	1
1,3,5-trimethylbenzene	108-67-8	U	0.005	0.005	0.0010	0.001	mg/L	U	1
o-Xylene	95-47-6	U	0.005	0.005	0.0010	0.001	mg/L	U	1
m,p-Xylenes	179601-23-1	U	0.010	0.010	0.0020	0.002	mg/L	U	1
Methylene Chloride	75-09-2	U	0.005	0.005	0.0010	0.001	mg/L	U	1
Tetrachloroethylene	127-18-4	U	0.005	0.005	0.0010	0.001	mg/L	U	1
Vinyl Chloride	75-01-4	U	0.002	0.002	0.0004	0.001	mg/L	U	1

Sample Id: **562936-1-BLK**	Matrix:Water	Sample Depth:	
Lab Sample Id: **562936-1-BLK**	Date Collected:	Date Received:	May-06-10 08:40

Analytical Method: **VOAs by SW-846 8260** % Moist: Prep Method: 5030B

Date Anal: May-10-10 12:59 Analyst: CYE Date Prep: May-10-10 10:48 Tech: CYE

Anal seq: 806009 Prep seq: 562936

Parameter	CAS Number	Result	MQL UnAdj	MQL Adj	MDL UnAdj	SDL	Units	Flag	Dil
Benzene	71-43-2	U	0.005	0.005	0.0010	0.001	mg/L	U	1
Bromobenzene	108-86-1	U	0.005	0.005	0.0010	0.001	mg/L	U	1
Bromochloromethane	74-97-5	U	0.005	0.005	0.0010	0.001	mg/L	U	1
Bromodichloromethane	75-27-4	U	0.005	0.005	0.0010	0.001	mg/L	U	1
Bromoform	75-25-2	U	0.005	0.005	0.0010	0.001	mg/L	U	1
Bromomethane	74-83-9	U	0.005	0.005	0.0010	0.001	mg/L	U	1
MTBE	1634-04-4	U	0.005	0.005	0.0010	0.001	mg/L	U	1
tert-Butylbenzene	98-06-6	U	0.005	0.005	0.0010	0.001	mg/L	U	1
Sec-Butylbenzene	135-98-8	U	0.005	0.005	0.0010	0.001	mg/L	U	1
n-Butylbenzene	104-51-8	U	0.005	0.005	0.0010	0.001	mg/L	U	1
Carbon Tetrachloride	56-23-5	U	0.005	0.005	0.0010	0.001	mg/L	U	1
Chlorobenzene	108-90-7	U	0.005	0.005	0.0010	0.001	mg/L	U	1
Chloroethane	75-00-3	U	0.010	0.010	0.0020	0.002	mg/L	U	1
Chloroform	67-66-3	U	0.005	0.005	0.0010	0.001	mg/L	U	1
Chloromethane	74-87-3	U	0.010	0.010	0.0020	0.002	mg/L	U	1
2-Chlorotoluene	95-49-8	U	0.005	0.005	0.0010	0.001	mg/L	U	1
4-Chlorotoluene	106-43-4	U	0.005	0.005	0.0010	0.001	mg/L	U	1
p-Cymene (p-Isopropyltoluene)	99-87-6	U	0.005	0.005	0.0010	0.001	mg/L	U	1
1,2-Dibromo-3-Chloropropane	96-12-8	U	0.005	0.005	0.0010	0.001	mg/L	U	1
Dibromochloromethane	124-48-1	U	0.005	0.005	0.0010	0.001	mg/L	U	1
Dibromomethane	74-95-3	U	0.005	0.005	0.0010	0.001	mg/L	U	1
1,2-Dichlorobenzene	95-50-1	U	0.005	0.005	0.0010	0.001	mg/L	U	1
1,3-Dichlorobenzene	541-73-1	U	0.005	0.005	0.0010	0.001	mg/L	U	1
1,4-Dichlorobenzene	106-46-7	U	0.005	0.005	0.0010	0.001	mg/L	U	1
Dichlorodifluoromethane	75-71-8	U	0.005	0.005	0.0010	0.001	mg/L	U	1
1,2-Dichloroethane	107-06-2	U	0.005	0.005	0.0010	0.001	mg/L	U	1
1,1-Dichloroethane	75-34-3	U	0.005	0.005	0.0010	0.001	mg/L	U	1
trans-1,2-dichloroethene	156-60-5	U	0.005	0.005	0.0010	0.001	mg/L	U	1
cis-1,2-Dichloroethene	156-59-2	U	0.005	0.005	0.0010	0.001	mg/L	U	1
1,1-Dichloroethene	75-35-4	U	0.005	0.005	0.0010	0.001	mg/L	U	1
2,2-Dichloropropane	594-20-7	U	0.005	0.005	0.0010	0.001	mg/L	U	1
1,3-Dichloropropane	142-28-9	U	0.005	0.005	0.0010	0.001	mg/L	U	1
1,2-Dichloropropane	78-87-5	U	0.005	0.005	0.0010	0.001	mg/L	U	1
trans-1,3-dichloropropene	10061-02-6	U	0.005	0.005	0.0010	0.001	mg/L	U	1
1,1-Dichloropropene	563-58-6	U	0.005	0.005	0.0010	0.001	mg/L	U	1
cis-1,3-Dichloropropene	10061-01-5	U	0.005	0.005	0.0010	0.001	mg/L	U	1
Ethylbenzene	100-41-4	U	0.005	0.005	0.0010	0.001	mg/L	U	1
Hexachlorobutadiene	87-68-3	U	0.005	0.005	0.0010	0.001	mg/L	U	1
isopropylbenzene	98-82-8	U	0.005	0.005	0.0010	0.001	mg/L	U	1
Naphthalene	91-20-3	U	0.010	0.010	0.0020	0.002	mg/L	U	1
n-Propylbenzene	103-65-1	U	0.005	0.005	0.0010	0.001	mg/L	U	1
Styrene	100-42-5	U	0.005	0.005	0.0010	0.001	mg/L	U	1
1,1,1,2-Tetrachloroethane	630-20-6	U	0.005	0.005	0.0010	0.001	mg/L	U	1

Geo Strata Environmental Consultants, San Antonio, TX

Hillcrest

Sample Id: **562936-1-BLK**	Matrix:Water	Sample Depth:	
Lab Sample Id: **562936-1-BLK**	Date Collected:	Date Received:	May-06-10 08:40

Analytical Method: **VOAs by SW-846 8260** % Moist: Prep Method: 5030B

Date Anal: May-10-10 12:59 Analyst: CYE Date Prep: May-10-10 10:48 Tech: CYE

Anal seq: 806009 Prep seq: 562936

Parameter	CAS Number	Result	MQL UnAdj	MQL Adj	MDL UnAdj	SDL	Units	Flag	Dil
1,1,2,2-Tetrachloroethane	79-34-5	U	0.005	0.005	0.0010	0.001	mg/L	U	1
Toluene	108-88-3	U	0.005	0.005	0.0010	0.001	mg/L	U	1
1,2,4-Trichlorobenzene	120-82-1	U	0.005	0.005	0.0010	0.001	mg/L	U	1
1,2,3-Trichlorobenzene	87-61-6	U	0.005	0.005	0.0010	0.001	mg/L	U	1
1,1,2-Trichloroethane	79-00-5	U	0.005	0.005	0.0010	0.001	mg/L	U	1
1,1,1-Trichloroethane	71-55-6	U	0.005	0.005	0.0010	0.001	mg/L	U	1
Trichloroethene	79-01-6	U	0.005	0.005	0.0010	0.001	mg/L	U	1
Trichlorofluoromethane	75-69-4	U	0.005	0.005	0.0010	0.001	mg/L	U	1
1,2,3-Trichloropropane	96-18-4	U	0.005	0.005	0.0010	0.001	mg/L	U	1
1,2,4-Trimethylbenzene	95-63-6	U	0.005	0.005	0.0010	0.001	mg/L	U	1
1,3,5-trimethylbenzene	108-67-8	U	0.005	0.005	0.0010	0.001	mg/L	U	1
o-Xylene	95-47-6	U	0.005	0.005	0.0010	0.001	mg/L	U	1
m,p-Xylenes	179601-23-1	U	0.010	0.010	0.0020	0.002	mg/L	U	1
Methylene Chloride	75-09-2	U	0.005	0.005	0.0010	0.001	mg/L	U	1
Tetrachloroethylene	127-18-4	U	0.005	0.005	0.0010	0.001	mg/L	U	1
Vinyl Chloride	75-01-4	U	0.002	0.002	0.0004	0.001	mg/L	U	1

XENCO
CHRONOLOGY OF HOLDING TIMES

Analytical Method : VOAs by SW-846 8260 Client : Geo Strata Environmental Cor

Work Order #: 371698 Project ID: 760-SL10

Field Sample ID	Date Collected	Date Received	Date Extracted	Max Holding Time Extracted (Days)	Time Held Extracted (Days)	Date Analyzed	Max Holding Time Analyzed (Days)	Time Held Analyzed (Days)	Q
Rinsate Blank#2	May. 5, 2010	May. 6, 2010				May.10, 2010	14	5	P

F = These samples were analyzed outside the recommended holding time.
P = Samples analyzed within the recommended holding time.

Flagging Criteria

X In our quality control review of the data a QC deficiency was observed and flagged as noted. MS/MSD recoveries were found to be outside of the laboratory control limits due to possible matrix /chemical interference, or a concentration of target analyte high enough to effect the recovery of the spike concentration. This condition could also effect the relative percent difference in the MS/MSD.

B A target analyte or common laboratory contaminant was identified in the method blank. Its presence indicates possible field or laboratory contamination.

D The sample(s) were diluted due to targets detected over the highest point of the calibration curve, or due to matrix interference. Dilution factors are included in the final results. The result is from a diluted sample.

E The data exceeds the upper calibration limit; therefore, the concentration is reported as estimated.

F RPD exceeded lab control limits.

J The target analyte was positively identified below the MQL and above the SQL.

U Analyte was not detected.

L The LCS data for this analytical batch was reported below the laboratory control limits for this analyte. The department supervisor and QA Director reviewed data. The samples were either reanalyzed or flagged as estimated concentrations.

H The LCS data for this analytical batch was reported above the laboratory control limits. Supporting QC Data were reviewed by the Department Supervisor and QA Director. Data were determined to be valid for reporting.

K Sample analyzed outside of recommended hold time.

JN A combination of the "N" and the "J" qualifier. The analysis indicates that the analyte is "tentatively identified" and the associated numerical value may not be consistent with the amount actually present in the environmental sample.

BRL Below Reporting Limit.

RL Reporting Limit

***** Outside XENCO's scope of NELAC Accreditation.

Analytical Log

Analytical Method:	VOAs by SW-846 8260	Batch #:	806009
Project Name:	Hillcrest	Project ID:	760-SL10
Client Name:	Geo Strata Environmental Consultants	WO Number:	371698

Client Sample Id	Lab Sample Id	QC Types
Rinsate Blank#2	371698-001	SMP
	371424-001 S	MS
	371424-001 SD	MSD
	562936-1-BKS	BKS
	562936-1-BLK	BLK

Form 2 - Surrogate Recoveries

Project Name: Hillcrest

Work Orders : 371698,

Project ID: 760-SL10

Lab Batch #: 806009 **Sample:** 562936-1-BKS / BKS **Batch:** 1 **Matrix:** Water

Units: mg/L **Date Analyzed:** 05/10/10 12:15

SURROGATE RECOVERY STUDY

VOAs by SW-846 8260 Analytes	Amount Found [A]	True Amount [B]	Recovery %R [D]	Control Limits %R	Flags
4-Bromofluorobenzene	0.0493	0.0500	99	74-124	
Dibromofluoromethane	0.0483	0.0500	97	75-131	
1,2-Dichloroethane-D4	0.0479	0.0500	96	63-144	
Toluene-D8	0.0481	0.0500	96	80-117	

Lab Batch #: 806009 **Sample:** 562936-1-BLK / BLK **Batch:** 1 **Matrix:** Water

Units: mg/L **Date Analyzed:** 05/10/10 12:59

SURROGATE RECOVERY STUDY

VOAs by SW-846 8260 Analytes	Amount Found [A]	True Amount [B]	Recovery %R [D]	Control Limits %R	Flags
4-Bromofluorobenzene	0.0478	0.0500	96	74-124	
Dibromofluoromethane	0.0482	0.0500	96	75-131	
1,2-Dichloroethane-D4	0.0506	0.0500	101	63-144	
Toluene-D8	0.0491	0.0500	98	80-117	

Lab Batch #: 806009 **Sample:** 371424-001 S / MS **Batch:** 1 **Matrix:** Water

Units: mg/L **Date Analyzed:** 05/10/10 15:41

SURROGATE RECOVERY STUDY

VOAs by SW-846 8260 Analytes	Amount Found [A]	True Amount [B]	Recovery %R [D]	Control Limits %R	Flags
4-Bromofluorobenzene	0.0500	0.0500	100	74-124	
Dibromofluoromethane	0.0490	0.0500	98	75-131	
1,2-Dichloroethane-D4	0.0506	0.0500	101	63-144	
Toluene-D8	0.0482	0.0500	96	80-117	

Lab Batch #: 806009 **Sample:** 371424-001 SD / MSD **Batch:** 1 **Matrix:** Water

Units: mg/L **Date Analyzed:** 05/10/10 16:03

SURROGATE RECOVERY STUDY

VOAs by SW-846 8260 Analytes	Amount Found [A]	True Amount [B]	Recovery %R [D]	Control Limits %R	Flags
4-Bromofluorobenzene	0.0486	0.0500	97	74-124	
Dibromofluoromethane	0.0496	0.0500	99	75-131	
1,2-Dichloroethane-D4	0.0519	0.0500	104	63-144	
Toluene-D8	0.0482	0.0500	96	80-117	

* Surrogate outside of Laboratory QC limits

** Surrogates outside limits; data and surrogates confirmed by reanalysis

*** Poor recoveries due to dilution

Surrogate Recovery [D] = 100 * A / B

All results are based on MDL and validated for QC purposes.

Form 2 - Surrogate Recoveries

Project Name: Hillcrest

Work Orders : 371698,

Project ID: 760-SL10

Lab Batch #: 806009 **Sample:** 371698-001 / SMP **Batch:** 1 **Matrix:** Water

Units: mg/L **Date Analyzed:** 05/10/10 18:14

VOAs by SW-846 8260 Analytes	SURROGATE RECOVERY STUDY Amount Found [A]	True Amount [B]	Recovery %R [D]	Control Limits %R	Flags
4-Bromofluorobenzene	0.0467	0.0500	93	74-124	
Dibromofluoromethane	0.0494	0.0500	99	75-131	
1,2-Dichloroethane-D4	0.0537	0.0500	107	63-144	
Toluene-D8	0.0484	0.0500	97	80-117	

* Surrogate outside of Laboratory QC limits

** Surrogates outside limits; data and surrogates confirmed by reanalysis

*** Poor recoveries due to dilution

Surrogate Recovery [D] = 100 * A / B

All results are based on MDL and validated for QC purposes.

Blank Spike Recovery

Project Name: Hillcrest

Work Order #: 371698 **Project ID:** 760-SL10

Lab Batch #: 806009 **Sample:** 562936-1-BKS **Matrix:** Water

Date Analyzed: 05/10/2010 **Date Prepared:** 05/10/2010 **Analyst:** CYE

Reporting Units: mg/L **Batch #:** 1

BLANK /BLANK SPIKE RECOVERY STUDY

VOAs by SW-846 8260 Analytes	Blank Result [A]	Spike Added [B]	Blank Spike Result [C]	Blank Spike %R [D]	Control Limits %R	Flags
Benzene	<0.001	0.050	0.048	96	66-142	
Bromobenzene	<0.001	0.050	0.049	98	75-125	
Bromochloromethane	<0.001	0.050	0.049	98	73-125	
Bromodichloromethane	<0.001	0.050	0.052	104	75-125	
Bromoform	<0.001	0.050	0.055	110	75-125	
Bromomethane	<0.001	0.050	0.043	86	70-130	
MTBE	<0.001	0.050	0.051	102	65-135	
tert-Butylbenzene	<0.001	0.050	0.053	106	75-125	
Sec-Butylbenzene	<0.001	0.050	0.053	106	75-125	
n-Butylbenzene	<0.001	0.050	0.050	100	75-125	
Carbon Tetrachloride	<0.001	0.050	0.048	96	62-125	
Chlorobenzene	<0.001	0.050	0.049	98	60-133	
Chloroethane	<0.002	0.050	0.042	84	70-130	
Chloroform	<0.001	0.050	0.047	94	74-125	
Chloromethane	<0.002	0.050	0.046	92	70-130	
2-Chlorotoluene	<0.001	0.050	0.049	98	73-125	
4-Chlorotoluene	<0.001	0.050	0.049	98	74-125	
p-Cymene (p-Isopropyltoluene)	<0.001	0.050	0.051	102	75-125	
1,2-Dibromo-3-Chloropropane	<0.001	0.050	0.049	98	59-125	
Dibromochloromethane	<0.001	0.050	0.053	106	73-125	
Dibromomethane	<0.001	0.050	0.048	96	69-127	
1,2-Dichlorobenzene	<0.001	0.050	0.050	100	75-125	
1,3-Dichlorobenzene	<0.001	0.050	0.051	102	75-125	
1,4-Dichlorobenzene	<0.001	0.050	0.048	96	75-125	
Dichlorodifluoromethane	<0.001	0.050	0.050	100	70-130	
1,2-Dichloroethane	<0.001	0.050	0.045	90	68-127	
1,1-Dichloroethane	<0.001	0.050	0.050	100	72-125	
trans-1,2-dichloroethene	<0.001	0.050	0.048	96	75-125	
cis-1,2-Dichloroethene	<0.001	0.050	0.047	94	75-125	
1,1-Dichloroethene	<0.001	0.050	0.048	96	59-172	
2,2-Dichloropropane	<0.001	0.050	0.051	102	75-125	
1,3-Dichloropropane	<0.001	0.050	0.045	90	75-125	
1,2-Dichloropropane	<0.001	0.050	0.049	98	74-125	

Blank Spike Recovery [D] = 100*[C]/[B]
All results are based on MDL and validated for QC purposes.

BRL - Below Reporting Limit

Blank Spike Recovery

Project Name: Hillcrest

Work Order #: 371698 **Project ID:** 760-SL10

Lab Batch #: 806009 **Sample:** 562936-1-BKS **Matrix:** Water

Date Analyzed: 05/10/2010 **Date Prepared:** 05/10/2010 **Analyst:** CYE

Reporting Units: mg/L **Batch #:** 1

BLANK /BLANK SPIKE RECOVERY STUDY

VOAs by SW-846 8260 Analytes	Blank Result [A]	Spike Added [B]	Blank Spike Result [C]	Blank Spike %R [D]	Control Limits %R	Flags
trans-1,3-dichloropropene	<0.001	0.050	0.048	96	66-125	
1,1-Dichloropropene	<0.001	0.050	0.042	84	75-125	
cis-1,3-Dichloropropene	<0.001	0.050	0.051	102	74-125	
Ethylbenzene	<0.001	0.050	0.048	96	75-125	
Hexachlorobutadiene	<0.001	0.050	0.055	110	75-125	
isopropylbenzene	<0.001	0.050	0.049	98	75-125	
Naphthalene	<0.002	0.050	0.053	106	75-125	
n-Propylbenzene	<0.001	0.050	0.051	102	75-125	
Styrene	<0.001	0.050	0.048	96	75-125	
1,1,1,2-Tetrachloroethane	<0.001	0.050	0.049	98	72-125	
1,1,2,2-Tetrachloroethane	<0.001	0.050	0.050	100	74-125	
Toluene	<0.001	0.050	0.047	94	59-139	
1,2,4-Trichlorobenzene	<0.001	0.050	0.054	108	75-135	
1,2,3-Trichlorobenzene	<0.001	0.050	0.054	108	75-137	
1,1,2-Trichloroethane	<0.001	0.050	0.049	98	75-127	
1,1,1-Trichloroethane	<0.001	0.050	0.045	90	75-125	
Trichloroethene	<0.001	0.050	0.049	98	62-137	
Trichlorofluoromethane	<0.001	0.050	0.053	106	67-125	
1,2,3-Trichloropropane	<0.001	0.050	0.051	102	75-125	
1,2,4-Trimethylbenzene	<0.001	0.050	0.050	100	75-125	
1,3,5-trimethylbenzene	<0.001	0.050	0.050	100	70-125	
o-Xylene	<0.001	0.050	0.049	98	75-125	
m,p-Xylenes	<0.002	0.100	0.097	97	75-125	
Methylene Chloride	<0.001	0.050	0.048	96	75-125	
Tetrachloroethylene	<0.001	0.050	0.048	96	71-125	
Vinyl Chloride	<0.001	0.050	0.043	86	75-125	

Blank Spike Recovery [D] = 100*[C]/[B]
All results are based on MDL and validated for QC purposes.

BRL - Below Reporting Limit

Form 3 - MS / MSD Recoveries

Project Name: Hillcrest

Work Order # : 371698 **Project ID:** 760-SL10

Lab Batch ID: 806009 **QC- Sample ID:** 371424-001 S **Batch #:** 1 **Matrix:** Water

Date Analyzed: 05/10/2010 **Date Prepared:** 05/10/2010 **Analyst:** CYE

Reporting Units: mg/L

VOAs by SW-846 8260 Analytes	MATRIX SPIKE / MATRIX SPIKE DUPLICATE RECOVERY STUDY										
	Parent Sample Result [A]	Spike Added [B]	Spiked Sample Result [C]	Spiked Sample %R [D]	Spike Added [E]	Duplicate Spiked Sample Result [F]	Spiked Dup. %R [G]	RPD %	Control Limits %R	Control Limits %RPD	Flag
Benzene	<0.005	0.050	0.049	98	0.050	0.049	98	0	66-142	21	
Bromobenzene	<0.005	0.050	0.050	100	0.050	0.048	96	4	75-125	20	
Bromochloromethane	<0.005	0.050	0.048	96	0.050	0.048	96	0	73-125	20	
Bromodichloromethane	<0.005	0.050	0.053	106	0.050	0.052	104	2	75-125	20	
Bromoform	<0.005	0.050	0.050	100	0.050	0.049	98	2	75-125	20	
Bromomethane	<0.005	0.050	0.044	88	0.050	0.045	90	2	70-130	20	
MTBE	<0.005	0.050	0.052	104	0.050	0.054	108	4	65-135	20	
tert-Butylbenzene	<0.005	0.050	0.053	106	0.050	0.050	100	6	75-125	20	
Sec-Butylbenzene	<0.005	0.050	0.054	108	0.050	0.052	104	4	75-125	20	
n-Butylbenzene	<0.005	0.050	0.051	102	0.050	0.050	100	2	75-125	20	
Carbon Tetrachloride	<0.005	0.050	0.049	98	0.050	0.047	94	4	62-125	20	
Chlorobenzene	<0.005	0.050	0.049	98	0.050	0.049	98	0	60-133	21	
Chloroethane	<0.010	0.050	0.043	86	0.050	0.043	86	0	70-130	20	
Chloroform	<0.005	0.050	0.049	98	0.050	0.048	96	2	74-125	20	
Chloromethane	<0.010	0.050	0.044	88	0.050	0.045	90	2	70-130	20	
2-Chlorotoluene	<0.005	0.050	0.051	102	0.050	0.050	100	2	73-125	20	
4-Chlorotoluene	<0.005	0.050	0.049	98	0.050	0.048	96	2	74-125	20	
p-Cymene (p-Isopropyltoluene)	<0.005	0.050	0.052	104	0.050	0.051	102	2	75-125	20	
1,2-Dibromo-3-Chloropropane	<0.005	0.050	0.052	104	0.050	0.047	94	10	59-125	28	
Dibromochloromethane	<0.005	0.050	0.052	104	0.050	0.052	104	0	73-125	20	
Dibromomethane	<0.005	0.050	0.049	98	0.050	0.048	96	2	69-127	23	
1,2-Dichlorobenzene	<0.005	0.050	0.051	102	0.050	0.051	102	0	75-125	20	
1,3-Dichlorobenzene	<0.005	0.050	0.051	102	0.050	0.050	100	2	75-125	20	

Matrix Spike Percent Recovery [D] = 100*(C-A)/B
Relative Percent Difference RPD = 200*|(C-F)/(C+F)|

Matrix Spike Duplicate Percent Recovery [G] = 100*(F-A)/E

ND = Not Detected, J = Present Below Reporting Limit, B = Present in Blank, NR = Not Requested, I = Interference, NA = Not ApplicableN = See Narrative, EQL = Estimated Quantitation Limit

Form 3 - MS / MSD Recoveries

Project Name: Hillcrest

Work Order # : 371698 **Project ID:** 760-SL10

Lab Batch ID: 806009 **QC- Sample ID:** 371424-001 S **Batch #:** 1 **Matrix:** Water

Date Analyzed: 05/10/2010 **Date Prepared:** 05/10/2010 **Analyst:** CYE

Reporting Units: mg/L

VOAs by SW-846 8260 Analytes	Parent Sample Result [A]	Spike Added [B]	Spiked Sample Result [C]	Spiked Sample %R [D]	Spike Added [E]	Duplicate Spiked Sample Result [F]	Spiked Dup. %R [G]	RPD %	Control Limits %R	Control Limits %RPD	Flag
1,4-Dichlorobenzene	<0.005	0.050	0.050	100	0.050	0.048	96	4	75-125	20	
Dichlorodifluoromethane	<0.005	0.050	0.046	92	0.050	0.048	96	4	70-130	23	
1,2-Dichloroethane	<0.005	0.050	0.045	90	0.050	0.045	90	0	68-127	20	
1,1-Dichloroethane	<0.005	0.050	0.050	100	0.050	0.050	100	0	72-125	20	
trans-1,2-dichloroethene	<0.005	0.050	0.049	98	0.050	0.048	96	2	75-125	20	
cis-1,2-Dichloroethene	<0.005	0.050	0.047	94	0.050	0.048	96	2	75-125	20	
1,1-Dichloroethene	<0.005	0.050	0.047	94	0.050	0.047	94	0	59-172	22	
2,2-Dichloropropane	<0.005	0.050	0.051	102	0.050	0.049	98	4	75-125	20	
1,3-Dichloropropane	<0.005	0.050	0.044	88	0.050	0.044	88	0	75-125	20	
1,2-Dichloropropane	<0.005	0.050	0.050	100	0.050	0.050	100	0	74-125	20	
trans-1,3-dichloropropene	<0.005	0.050	0.046	92	0.050	0.046	92	0	66-125	20	
1,1-Dichloropropene	<0.005	0.050	0.042	84	0.050	0.041	82	2	75-125	20	
cis-1,3-Dichloropropene	<0.005	0.050	0.050	100	0.050	0.051	102	2	74-125	20	
Ethylbenzene	<0.005	0.050	0.048	96	0.050	0.048	96	0	75-125	20	
Hexachlorobutadiene	<0.005	0.050	0.056	112	0.050	0.053	106	6	75-125	20	
isopropylbenzene	<0.005	0.050	0.049	98	0.050	0.049	98	0	75-125	20	
Naphthalene	<0.010	0.050	0.053	106	0.050	0.051	102	4	75-125	20	
n-Propylbenzene	<0.005	0.050	0.052	104	0.050	0.050	100	4	75-125	20	
Styrene	<0.005	0.050	0.049	98	0.050	0.048	96	2	75-125	51	
1,1,1,2-Tetrachloroethane	<0.005	0.050	0.049	98	0.050	0.048	96	2	72-125	20	
1,1,2,2-Tetrachloroethane	<0.005	0.050	0.053	106	0.050	0.049	98	8	74-125	31	
Toluene	<0.005	0.050	0.046	92	0.050	0.047	94	2	59-139	21	
1,2,4-Trichlorobenzene	<0.005	0.050	0.054	108	0.050	0.052	104	4	75-135	20	

Matrix Spike Percent Recovery [D] = 100*(C-A)/B
Relative Percent Difference RPD = 200*|(C-F)/(C+F)|

Matrix Spike Duplicate Percent Recovery [G] = 100*(F-A)/E

ND = Not Detected, J = Present Below Reporting Limit, B = Present in Blank, NR = Not Requested, I = Interference, NA = Not ApplicableN = See Narrative, EQL = Estimated Quantitation Limit

Form 3 - MS / MSD Recoveries

Project Name: Hillcrest

Work Order # : 371698 **Project ID:** 760-SL10

Lab Batch ID: 806009 **QC- Sample ID:** 371424-001 S **Batch #:** 1 **Matrix:** Water

Date Analyzed: 05/10/2010 **Date Prepared:** 05/10/2010 **Analyst:** CYE

Reporting Units: mg/L

VOAs by SW-846 8260 Analytes	Parent Sample Result [A]	Spike Added [B]	Spiked Sample Result [C]	Spiked Sample %R [D]	Spike Added [E]	Duplicate Spiked Sample Result [F]	Spiked Dup. %R [G]	RPD %	Control Limits %R	Control Limits %RPD	Flag
1,2,3-Trichlorobenzene	<0.005	0.050	0.055	110	0.050	0.054	108	2	75-137	20	
1,1,2-Trichloroethane	<0.005	0.050	0.048	96	0.050	0.046	92	4	75-127	20	
1,1,1-Trichloroethane	<0.005	0.050	0.045	90	0.050	0.045	90	0	75-125	20	
Trichloroethene	<0.005	0.050	0.048	96	0.050	0.048	96	0	62-137	24	
Trichlorofluoromethane	<0.005	0.050	0.051	102	0.050	0.052	104	2	67-125	20	
1,2,3-Trichloropropane	<0.005	0.050	0.052	104	0.050	0.048	96	8	75-125	20	
1,2,4-Trimethylbenzene	<0.005	0.050	0.051	102	0.050	0.050	100	2	75-125	20	
1,3,5-trimethylbenzene	<0.005	0.050	0.052	104	0.050	0.050	100	4	70-125	20	
o-Xylene	<0.005	0.050	0.050	100	0.050	0.050	100	0	75-125	20	
m,p-Xylenes	<0.010	0.100	0.097	97	0.100	0.096	96	1	75-125	20	
Methylene Chloride	<0.005	0.050	0.049	98	0.050	0.048	96	2	75-125	35	
Tetrachloroethylene	<0.005	0.050	0.047	94	0.050	0.048	96	2	71-125	20	
Vinyl Chloride	<0.002	0.050	0.043	86	0.050	0.042	84	2	75-125	20	

Matrix Spike Percent Recovery [D] = 100*(C-A)/B
Relative Percent Difference RPD = 200*|(C-F)/(C+F)|

Matrix Spike Duplicate Percent Recovery [G] = 100*(F-A)/E

ND = Not Detected, J = Present Below Reporting Limit, B = Present in Blank, NR = Not Requested, I = Interference, NA = Not ApplicableN = See Narrative, EQL = Estimated Quantitation Limit

XENCO Laboratories
B&A Laboratories, Inc.

☒ 4143 Greenbriar Drive, Stafford, Tx 77477 281-240-4200
☐ 5332 Blackberry Drive, San Antonio, Tx 78238 210-509-3334
☐ 9701 Harry Hines Blvd., Dallas, Tx 75220 214-902-0300
☐ 12600 West I-20 East, Odessa, Tx 79765 432-569-1800
☐ 842 Cantwell, Corpus Christi, Tx 78408 361-884-0371

ANALYSIS REQUEST & CHAIN OF CUSTODY RECORD

Serial #: 246746 Page 1 of 1

Company-City GEO STRATA	**Phone** (210) 492-7282	**Lab Only:** 371098-11	
Proj Name-Location HILLCREST	☐ Previously done at XENCO	**Project ID** 760-SL10	
Proj State: TX, AL, FL, GA, LA, MS, NC, NJ, PA, SC, TN, UT Other	**Proj. Manager (PM)** CARRIE Holderfield		
e-Mail Results to ☐ PM and	**Fax No:**		
Invoice to ☐ Accounting ☐ Inc. Invoice with Final Report ☑ Invoice must have a P.O			
Bill to:			
Quote/Pricing: STATE LEAD	**P.O No:**	☐ Call for P.O.	
Reg Program: UST DRY-CLEAN Land-Fill Waste-Disp NPDES DW TRRP			
QAPP Per-Contract CLP AFCEE NAVY DOE DOD USACE OTHER:			
Special DLs (GW DW QAPP MDLs RLs See Lab PM Included Call PM)			
Sampler Name Rudy Arredondo	Signature		

TAT: ASAP 5h 12h 24h 48h 3d 5d 7d 10d 21d Standard TAT is project specific.
It is typically 5-7 Working Days for level II and 10+ Working days for level III and IV data.

	Sample ID	Sampling Date	Time	Depth ft / In / m	Matrix	Composite	Grab	# Containers	Container Size	Container Type	Preservatives
1	RINSATE BLANK #2	5/5/10	1210		W		X	3 (40)	A	V	
2	Temp BLANK										
3											
4											
5											
6											
7											
8											
9											
10											

VOCs: Full-List BTEX-MTBE EtOH Oxyg VOHs VOAs
VOC's PP TCL DW Appdx-1 Appdx-2 CALL Other:
PAHs
TX-1005 DRO GRO MA EPH MA VPH
SVOCs: Full-List DW BN&AE TCL PP Appdx-2 CALL
OC Pesticides PCBs Herbicides OP Pesticides
Metals: RCRA-8 RCRA-4 Pb 13PP 23TAL Appdx 1 Appdx 2
SPLP - TCLP (Metals VOCs SVOCs Pest. Herb. PCBs)
EDB / DBCP
VOC's (8260B) ✓

TAT ASAP 5h 12h 24h 48h 3d 5d 7d 10d 21d ✓
Addn: PAH above mg/L W, mg/Kg S Highest Hit
Hold Samples (Surcharges will apply and are pre-approved)
Sample Clean-ups are pre-approved as needed

Remarks

Addn: Date Rcv by: From:

Relinquished by (Initials and Sign)	Date & Time	Relinquished to (Initials and Sign)	Date & Time
1) RA	5/5/10 1300	2)	
3)		4)	
5)		6)	5-6-10 8:30

Total Containers per COC: 3 Cooler Temp: 1.1

Upon signings this COC you accept XENCO terms and Conditions unless otherwise agreed on writing. Reports are the Intellectual Property of XENCO until paid. Samples will be held 30 days after final report is e-mailed unless hereby requested. Rush Charges and Collection Fees are pre-approved if needed.

Preservatives: Various (**V**), HCl pH<2 (**H**), H2SO4 pH<2 (**S**), HNO3 pH<2 (**N**), Ascbc Acid&NaOH (**A**), ZnAc&NaOH (**Z**), (Cool,<4C) (**C**), None (**NA**), See Label (**L**), Other (**O**) _____

Cont. Size: 4oz (**4**), 8oz (**8**), 32oz (**32**), 40ml VOA (**40**), 1L (**1**), 500ml (**5**), Tedlar Bag (**B**), Various (V), Other _____ **Cont. Type:** Glass Amb (**A**), Glass Clear (**C**), Plastic (**P**), Various (**V**)

Matrix: Air (**A**), Product (**P**), Solid(**S**), Water (**W**), Liquid (**L**)

Committed to Excellence in Service and Quality *www.xenco.com*

Notice: Signature of this document and relinquishment of these samples constitutes a valid purchase order from client company to Xenco Laboratories and its affiliates, subcontractors and assigns under Xenco's standard terms and conditions of service unless previoiusly negotiated under a fully executed client contract.

XENCO Laboratories

Prelogin / Nonconformance Report - Sample Log-In

Client: Geo Strata

Date/Time: 5/6/10

Lab ID # : 371648

Initials: JC

Sample Receipt Checklist

1. Samples on ice?	Blue	(Water)	No	
2. Shipping container in good condition?	(Yes)	No	None	
3. Custody seals intact on shipping container (cooler) and bottles?	(Yes)	No	N/A	
4. Chain of Custody present?	(Yes)	No		
5. Sample instructions complete on chain of custody?	(Yes)	No		
6. Any missing / extra samples?	Yes	(No)		
7. Chain of custody signed when relinquished / received?	(Yes)	No		
8. Chain of custody agrees with sample label(s)?	(Yes)	No		
9. Container labels legible and intact?	(Yes)	No		
10. Sample matrix / properties agree with chain of custody?	(Yes)	No		
11. Samples in proper container / bottle?	(Yes)	No		
12. Samples properly preserved?	(Yes)	No	N/A	
13. Sample container intact?	(Yes)	No		
14. Sufficient sample amount for indicated test(s)?	(Yes)	No		
15. All samples received within sufficient hold time?	(Yes)	No		
16. Subcontract of sample(s)?	Yes	No	N/A	
17. VOC sample have zero head space?	(Yes)	No	N/A	

18. Cooler 1 No. 2588		Cooler 2 No.		Cooler 3 No.		Cooler 4 No.		Cooler 5 No.	
12 lbs	1.1 °C	lbs	°C	lbs	°C	lbs	°C	lbs	°C

Nonconformance Documentation

Contact:_____ Contacted by:_____ Date/Time:_____

Regarding: _____

Corrective Action Taken: _____

Check all that apply:
- ☐ Cooling process has begun shortly after sampling event and out of temperature condition acceptable by NELAC 5.5.8.3.1.a.1.
- ☐ Initial and Backup Temperature confirm out of temperature conditions
- ☐ Client understands and would like to proceed with analysis

Attachment A Laboratory Data Package Cover Page

Project Name: **Hillcrest** Laboratory Number: **371854**

This Data package consists of :

- ☑ This signature page, the laboratory review checklist, and the following reportable data:
- ☑ R1 Field chain-of-custody documentation;
- ☑ R2 Sample identification cross-reference;
- ☑ R3 Test reports (analytical data sheets) for each environmental sample that includes:
  a) Items consistent with NELAC 5.13 or ISO/IEC 17025 Section 5.10
  b) dilution factors,
  c) preparation methods,
  d) cleanup methods, and
  e) if required for the project, tentatively identified compounds (TICs).
- ☑ R4 Surrogate Recovery data including:
  a) Calculated recovery (%R), and
  b) The laboratory's surrogate QC limits.
- ☑ R5 Test reports/summary forms for blank samples;
- ☑ R6 Test reports/summary forms for laboratory control samples (LCSs) including:
  a) LCS spiking amounts,
  b) Calculated %R for each analyte, and
  c) The laboratory's LCS QC limits.
- ☑ R7 Test reports for project matrix spike/matrix spike duplicates (MS/MSDs) including:
  a) Samples associated with the MS/MSD clearly identified,
  b) MS/MSD spiking amounts,
  c) Concentration of each MS/MSD analyte measured in the parent and spiked samples,
  d) Calculated %Rs and relative percent differences (RPDs) and
  e) The laboratory's MS/MSD QC limits
- ☑ R8 Laboratory anaytical duplicate (if applicable) recovery and precision:
  a) the amount of analyte measured in the duplicate,
  b) the calculated RPD, and
  c) the laboratory's QC limits for analytical duplicates.
- ☑ R9 List of method quantitation limits (MQLs) for each analyte for each method and matrix;
- ☑ R10 Other problems or anomalies.
- ☑ Exception Report for every "No" or "Not Reviewed (NR)" item in laboratory review check list.

Release Statement: I am responsible for the release of this laboratory data package. This data package has been reviewed by the laboratory and is complete and technically compliant with the requirements of the methods used, except where noted by the laboratory in the attached exception reports. By my signature below, I affirm to the best of my knowledge, all problems/anomalies, observed by the laboratory as having the potential to affect the quality of the data, have been identified by the laboratory in the Laboratory Review Checklist, and no information or data have been knowingly withheld that would affect the quality of the data.

Check, if applicable: [ ] This laboratory is an in-house laboratory controlled by the person responding to rule. The official signing the cover page of the rule-required report (for example, the APAR) in which these data are used is responsible for releasing this data package and is by signature affirming the above release statement is true.

Carlos A. Castro, Ph.D., MB		**Managing Director, Texas**	**05/12/10**
Name (Printed)	Signature	Official Title (printed)	Date

Attachment A (cont'd) : Laboratory Review Checklist: Reportable Data

Laboratory Name:	XENCO Laboratories	Report Date :	05/12/10
Project Name:	Hillcrest	Laboratory Job Number :	371854
Reviewer Name:	John Cady	Batch Number(s) :	806009

#[1]	A[2]	Description	Yes	No	NA[3]	NR[4]	ER#[5]
R1	OI	**Chain-of-Custody (COC)**					
		Did samples meet the laboratory's standard conditions of sample acceptability upon receipt?	X				
		Were all departures from standard conditions described in an exception report?			X		
R2	OI	**Sample and Quality Control (QC) Identification**					
		Are all field sample ID numbers cross-referenced to the laboratory ID numbers?	X				
		Are all laboratory ID numbers cross-referenced to the corresponding QC data?	X				
R3	OI	**Test Reports**					
		Were all samples prepared and analyzed within holding times?	X				
		Other than those results <MQL, were all other raw values bracketed by calibration standards?	X				
		Were calculations subject to appropriate checks?	X				
		Were all analyte identifications subject to appropriate checks?	X				
		Were sample quantitation limits reported for all analytes not detected?	X				
		Were all results for soil and sediment samples reported on a dry weight basis?			X		
		Were % moisture (or solids) reported for all soil and sediment samples?			X		
		If required for the project, were TICs reported?			X		
R4	O	**Surrogate Recovery Data**					
		Were surrogates added prior to extraction?	X				
		Were surrogate percent recoveries in all samples within the laboratory QC limits?	X				
R5	OI	**Test Reports/Summary Forms for Blank Samples**					
		Were appropriate type(s) of blanks analyzed?	X				
		Were blanks analyzed at the appropriate frequency ?	X				
		Were method blanks taken through the entire analytical procedure, including preparation and, if applicable, cleanup procedures ?	X				
		Were Blank Concentrations <MQL?	X				
R6	OI	**Laboratory Control Samples (LCS):**					
		Were all COCs included in the LCS?	X				
		Was each LCS taken through the entire analytical procedure, including prep and cleanup steps?	X				
		Were LCSs analyzed at the required frequency?	X				
		Were LCS (and LCSD, if applicable) %Rs within the laboratory QC limits?	X				
		Does the detectability data document the laboratory's capability to detect the COCs at the MDL used to calculate the SQL ?	X				
		Was the LCSD RPD within the QC limits?			X		
R7	OI	**Matrix Spike (MS) and Matrix Spike Duplicate (MSD) data**					
		Were the project/method specified analytes included in the MS and MSD?	X				
		Were MS/MSD analyzed at the appropriate frequency?	X				
		Were MS (and MSD, if applicable) %Rs within the laboratory QC limits?	X				
		Were MS/MSD RPDs within the laboratory QC limits?	X				
R8	OI	**Analytical Duplicate Data**					
		Were appropriate analytical duplicates analyzed for each matrix?			X		
		Were analytical duplicates analyzed at the appropriate frequency?			X		
		Were RPDs or relative standard deviations within the laboratory QC limits?			X		
R9	OI	**Method Quantitation Limits (MQLs)**					
		Are the MQLs for each method analyte included in the laboratory data package?	X				
		Do the MQLs correspond to the concentration of the lowest non-zero calibration standard?	X				
		Are unadjusted MQLs included in the laboratory data package?	X				
R10	OI	**Other Problems/Anomalies**					
		Are all known problems/anomalies/special conditions noted in the LRC and ER?	X				
		Were all necessary corrective actions performed for the reported data?	X				
		Was applicable and available technology used to lower the SQL to minimize the matrix interference effects on the sample results?	X				

Attachment A (cont'd) : Laboratory Review Checklist: Reportable Data

Laboratory Name:	XENCO Laboratories	Report Date :	05/12/10
Project Name:	Hillcrest	Laboratory Job Number :	371854
Reviewer Name:	John Cady	Batch Number(s) :	806009

#[1]	A[2]	Description	Yes	No	NA[3]	NR[4]	ER#[5]
S1	OI	**Initial Calibration (ICAL)**					
		Were response factors and/or relative response factors for each analyte within QC limits?	X				
		Were percent RSDs or correlation coefficient criteria met?	X				
		Was the number of standards recommended in the method used for all analytes?	X				
		Were all points generated between the lowest and the highest standard used to calculate the curve?	X				
		Are ICAL data available for all instruments used?	X				
		Has the initial calibration curve been verified using an appropriate second source standard?	X				
S2	OI	**Initial and Continuing Calibration Verification (ICCV and CCV) and continuing calibration**					
		Was the CCV analyzed at the method-required frequency?	X				
		Were percent differences for each analyte within the method-required QC limits?	X				
		Was the ICAL curve verified for each analyte?	X				
		Was the absolute value of the analyte concentration in the inorganic CCB <MDL?			X		
S3	O	**Mass Spectral Tuning**					
		Was the appropriate compound for the method used for tuning?	X				
		Were ion abundance data within the method-required QC limits?	X				
S4	O	**Internal Standard (IS)**					
		Were IS area counts and retention times within the method-required QC limits?	X				
S5	OI	**Raw Data (NELAC section 1 Appendix A glossary, and section 5.12 or ISO/IEC 17025 section)**					
		Were the raw data (for example, chromatograms, spectral data) reviewed by an analyst?	X				
		Were data associated with manual integrations flagged on the raw data?	X				
S6	O	**Dual Column Confirmation**					
		Did dual column confirmation results meet the method-required QC?			X		
S7	O	**Tentatively Identified Compounds (TICs)**					
		If TICs were requested, were the mass spectra and TIC data subject to appropriate checks?			X		
S8	I	**Interference Check Sample (ICS) Results**					
		Were percent recoveries within method QC limits?			X		
S9	I	**Serial Dilutions, Post Digestions Spikes, and Method of Standard Additions**					
		Were percent differences, recoveries, and the linearity within the QC limits specified in the method?			X		
S10	OI	**Method Detection Limit (MDL) Studies**					
		Was a MDL study performed for each reported analyte?	X				
		Is the MDL either adjusted or supported by the analysis of DCSs?	X				
S11	OI	**Proficiency Test Reports**					
		Was the laboratory's performance acceptable on the applicable proficiency tests or evaluation studies?	X				
S12	OI	**Standards Documentation**					
		Are all standards used in the analyses NIST-traceable or obtained from other appropriate sources?	X				
S13	OI	**Compound/Analyte Identification Procedures**					
		Are the procedures for compound/analyte identification documented?	X				
S14	OI	**Demonstration of Analyst Competency (DOC)**					
		Was DOC concluded consistent with NELAC Chapter 5C or ISO/IEC 4?	X				
		Is documentation of the analyst's competency up-to-date and on file?	X				
S15	OI	**Verification/Validation Documentation for Methods (NELAC Chap 5 or ISO/IEC 17025 Section 5)**					
		Are all methods used to generate the data documented, verified, and validated, where applicable?	X				
S16	OI	**Laboratory Standard Operating Procedures (SOPs)**					
		Are laboratory SOPs current and on file for each method performed?	X				

1. Items identified by the letter "R" must be included in the laboratory data package submitted to the TCEQ-required report(s). Items identified by the letter "S" should be retained and made available upon request for the appropriate retention period.
2. O = organic analyses; I = inorganic analyses (and general chemistry, when applicable).
3. NA = Not applicable.
4. NR = Not reviewed.
5. ER# = Exception Report identification number (an Exception Report should be completed for an item if "NR" or "No" is checked).

Attachment A (cont'd): Laboratory Review Checklist: Exception Reports

Laboratory Name: XENCO Laboratories	Report Date: 05/12/10
Project Name: Hillcrest	Laboratory Job Number: 371854
Reviewer Name: John Cady	Batch Number(s): 806009

ER# [1]	DESCRIPTION

1 ER# = Exception Report identification number (an Exception Report should be completed for an item if "NR" or "No is checked on the LRC).

Analytical Report 371854

for

Geo Strata Environmental Consultants

Project Manager: Carrie Holderfield

Hillcrest

760-540

12-MAY-10

4143 Greenbriar Dr., Stafford, TX 77477
Ph:(281) 240-4200 Fax:(281) 240-4280

Xenco-Houston (EPA Lab code: TX00122):
Texas (T104704215-TX), Arizona (AZ0738), Arkansas (08-039-0), Connecticut (PH-0102), Florida (E871002)
Illinois (002082), Indiana (C-TX-02), Iowa (392), Kansas (E-10380), Kentucky (45), Louisiana (03054)
New Hampshire (297408), New Jersey (TX007), New York (11763), Oklahoma (9218), Pennsylvania (68-03610)
Rhode Island (LAO00312), USDA (S-44102)

Xenco-Atlanta (EPA Lab Code: GA00046):
Florida (E87429), North Carolina (483), South Carolina (98015), Utah (AALI1), West Virginia (362), Kentucky (85)
Louisiana (04176), USDA (P330-07-00105)

Xenco-Miami (EPA Lab code: FL01152): Florida (E86678), Maryland (330)
Xenco-Tampa Mobile (EPA Lab code: FL01212): Florida (E84900)
Xenco-Odessa (EPA Lab code: TX00158): Texas (T104704400-TX)
Xenco-Dallas (EPA Lab code: TX01468): Texas (T104704295-TX)
Xenco-Corpus Christi (EPA Lab code: TX02613): Texas (T104704370)
Xenco-Boca Raton (EPA Lab Code: FL00449):
Florida(E86240),South Carolina(96031001), Louisiana(04154), Georgia(917)
North Carolina(444), Texas(T104704468-TX), Illinois(002295)

12-MAY-10

Project Manager: **Carrie Holderfield**
Geo Strata Environmental Consultants
4718 College Park
San Antonio, TX 78249

Reference: XENCO Report No: **371854**
Hillcrest
Project Address:

Carrie Holderfield:

We are reporting to you the results of the analyses performed on the samples received under the project name referenced above and identified with the XENCO Report Number 371854. All results being reported under this Report Number apply to the samples analyzed and properly identified with a Laboratory ID number. Subcontracted analyses are identified in this report with either the NELAC certification number of the subcontract lab in the analyst ID field, or the complete subcontracted report attached to this report.

Unless otherwise noted in a Case Narrative, all data reported in this Analytical Report are in compliance with NELAC standards. Estimation of data uncertainty for this report is found in the quality control section of this report unless otherwise noted. Should insufficient sample be provided to the laboratory to meet the method and NELAC Matrix Duplicate and Matrix Spike requirements, then the data will be analyzed, evaluated and reported using all other available quality control measures.

The validity and integrity of this report will remain intact as long as it is accompanied by this letter and reproduced in full, unless written approval is granted by XENCO Laboratories. This report will be filed for at least 5 years in our archives after which time it will be destroyed without further notice, unless otherwise arranged with you. The samples received, and described as recorded in Report No. 371854 will be filed for 60 days, and after that time they will be properly disposed without further notice, unless otherwise arranged with you. We reserve the right to return to you any unused samples, extracts or solutions related to them if we consider so necessary (e.g., samples identified as hazardous waste, sample sizes exceeding analytical standard practices, controlled substances under regulated protocols, etc).

We thank you for selecting XENCO Laboratories to serve your analytical needs. If you have any questions concerning this report, please feel free to contact us at any time.

Respectfully,

Carlos Castro
Managing Director, Texas

Recipient of the Prestigious Small Business Administration Award of Excellence in 1994.
Certified and approved by numerous States and Agencies.
A Small Business and Minority Status Company that delivers SERVICE and QUALITY
Houston - Dallas - San Antonio - Austin - Tampa - Miami - Atlanta - Corpus Christi - Latin America

Sample Cross Reference 371854

Geo Strata Environmental Consultants, San Antonio, TX

Hillcrest

Sample Id	Matrix	Date Collected	Sample Depth	Lab Sample Id
Rinsate Blank #3	W	May-06-10 12:48		371854-001

Sample Id: **Rinsate Blank #3** Matrix:Water Sample Depth:

Lab Sample Id: **371854-001** Date Collected: May-06-10 12:48 Date Received: May-07-10 09:00

Analytical Method: **VOAs by SW-846 8260** % Moist: Prep Method: 5030B

Date Anal: May-10-10 22:14 Analyst: CYE Date Prep: May-10-10 18:26 Tech: CYE

Anal seq: 806009 Prep seq: 562936

Parameter	CAS Number	Result	MQL UnAdj	MQL Adj	MDL UnAdj	SDL	Units	Flag	Dil
Benzene	71-43-2	U	0.005	0.005	0.0010	0.001	mg/L	U	1
Bromobenzene	108-86-1	U	0.005	0.005	0.0010	0.001	mg/L	U	1
Bromochloromethane	74-97-5	U	0.005	0.005	0.0010	0.001	mg/L	U	1
Bromodichloromethane	75-27-4	U	0.005	0.005	0.0010	0.001	mg/L	U	1
Bromoform	75-25-2	U	0.005	0.005	0.0010	0.001	mg/L	U	1
Bromomethane	74-83-9	U	0.005	0.005	0.0010	0.001	mg/L	U	1
MTBE	1634-04-4	U	0.005	0.005	0.0010	0.001	mg/L	U	1
tert-Butylbenzene	98-06-6	U	0.005	0.005	0.0010	0.001	mg/L	U	1
Sec-Butylbenzene	135-98-8	U	0.005	0.005	0.0010	0.001	mg/L	U	1
n-Butylbenzene	104-51-8	U	0.005	0.005	0.0010	0.001	mg/L	U	1
Carbon Tetrachloride	56-23-5	U	0.005	0.005	0.0010	0.001	mg/L	U	1
Chlorobenzene	108-90-7	U	0.005	0.005	0.0010	0.001	mg/L	U	1
Chloroethane	75-00-3	U	0.010	0.010	0.0020	0.002	mg/L	U	1
Chloroform	67-66-3	U	0.005	0.005	0.0010	0.001	mg/L	U	1
Chloromethane	74-87-3	U	0.010	0.010	0.0020	0.002	mg/L	U	1
2-Chlorotoluene	95-49-8	U	0.005	0.005	0.0010	0.001	mg/L	U	1
4-Chlorotoluene	106-43-4	U	0.005	0.005	0.0010	0.001	mg/L	U	1
p-Cymene (p-Isopropyltoluene)	99-87-6	U	0.005	0.005	0.0010	0.001	mg/L	U	1
1,2-Dibromo-3-Chloropropane	96-12-8	U	0.005	0.005	0.0010	0.001	mg/L	U	1
Dibromochloromethane	124-48-1	U	0.005	0.005	0.0010	0.001	mg/L	U	1
Dibromomethane	74-95-3	U	0.005	0.005	0.0010	0.001	mg/L	U	1
1,2-Dichlorobenzene	95-50-1	U	0.005	0.005	0.0010	0.001	mg/L	U	1
1,3-Dichlorobenzene	541-73-1	U	0.005	0.005	0.0010	0.001	mg/L	U	1
1,4-Dichlorobenzene	106-46-7	U	0.005	0.005	0.0010	0.001	mg/L	U	1
Dichlorodifluoromethane	75-71-8	U	0.005	0.005	0.0010	0.001	mg/L	U	1
1,2-Dichloroethane	107-06-2	U	0.005	0.005	0.0010	0.001	mg/L	U	1
1,1-Dichloroethane	75-34-3	U	0.005	0.005	0.0010	0.001	mg/L	U	1
trans-1,2-dichloroethene	156-60-5	U	0.005	0.005	0.0010	0.001	mg/L	U	1
cis-1,2-Dichloroethene	156-59-2	U	0.005	0.005	0.0010	0.001	mg/L	U	1
1,1-Dichloroethene	75-35-4	U	0.005	0.005	0.0010	0.001	mg/L	U	1
2,2-Dichloropropane	594-20-7	U	0.005	0.005	0.0010	0.001	mg/L	U	1
1,3-Dichloropropane	142-28-9	U	0.005	0.005	0.0010	0.001	mg/L	U	1
1,2-Dichloropropane	78-87-5	U	0.005	0.005	0.0010	0.001	mg/L	U	1
trans-1,3-dichloropropene	10061-02-6	U	0.005	0.005	0.0010	0.001	mg/L	U	1
1,1-Dichloropropene	563-58-6	U	0.005	0.005	0.0010	0.001	mg/L	U	1
cis-1,3-Dichloropropene	10061-01-5	U	0.005	0.005	0.0010	0.001	mg/L	U	1
Ethylbenzene	100-41-4	U	0.005	0.005	0.0010	0.001	mg/L	U	1
Hexachlorobutadiene	87-68-3	U	0.005	0.005	0.0010	0.001	mg/L	U	1
isopropylbenzene	98-82-8	U	0.005	0.005	0.0010	0.001	mg/L	U	1
Naphthalene	91-20-3	U	0.010	0.010	0.0020	0.002	mg/L	U	1
n-Propylbenzene	103-65-1	U	0.005	0.005	0.0010	0.001	mg/L	U	1
Styrene	100-42-5	U	0.005	0.005	0.0010	0.001	mg/L	U	1
1,1,1,2-Tetrachloroethane	630-20-6	U	0.005	0.005	0.0010	0.001	mg/L	U	1

Certificate of Analytical Results 371854

Geo Strata Environmental Consultants, San Antonio, TX

Hillcrest

Sample Id: **Rinsate Blank #3**	Matrix:Water	Sample Depth:	
Lab Sample Id: **371854-001**	Date Collected: May-06-10 12:48	Date Received: May-07-10 09:00	

Analytical Method: **VOAs by SW-846 8260** % Moist: Prep Method: 5030B

Date Anal: May-10-10 22:14 Analyst: CYE Date Prep: May-10-10 18:26 Tech: CYE

Anal seq: 806009 Prep seq: 562936

Parameter	CAS Number	Result	MQL UnAdj	MQL Adj	MDL UnAdj	SDL	Units	Flag	Dil
1,1,2,2-Tetrachloroethane	79-34-5	U	0.005	0.005	0.0010	0.001	mg/L	U	1
Toluene	108-88-3	U	0.005	0.005	0.0010	0.001	mg/L	U	1
1,2,4-Trichlorobenzene	120-82-1	U	0.005	0.005	0.0010	0.001	mg/L	U	1
1,2,3-Trichlorobenzene	87-61-6	U	0.005	0.005	0.0010	0.001	mg/L	U	1
1,1,2-Trichloroethane	79-00-5	U	0.005	0.005	0.0010	0.001	mg/L	U	1
1,1,1-Trichloroethane	71-55-6	U	0.005	0.005	0.0010	0.001	mg/L	U	1
Trichloroethene	79-01-6	U	0.005	0.005	0.0010	0.001	mg/L	U	1
Trichlorofluoromethane	75-69-4	U	0.005	0.005	0.0010	0.001	mg/L	U	1
1,2,3-Trichloropropane	96-18-4	U	0.005	0.005	0.0010	0.001	mg/L	U	1
1,2,4-Trimethylbenzene	95-63-6	U	0.005	0.005	0.0010	0.001	mg/L	U	1
1,3,5-trimethylbenzene	108-67-8	U	0.005	0.005	0.0010	0.001	mg/L	U	1
o-Xylene	95-47-6	U	0.005	0.005	0.0010	0.001	mg/L	U	1
m,p-Xylenes	179601-23-1	U	0.010	0.010	0.0020	0.002	mg/L	U	1
Methylene Chloride	75-09-2	U	0.005	0.005	0.0010	0.001	mg/L	U	1
Tetrachloroethylene	127-18-4	U	0.005	0.005	0.0010	0.001	mg/L	U	1
Vinyl Chloride	75-01-4	U	0.002	0.002	0.0004	0.001	mg/L	U	1

Sample Id: **562936-1-BLK**	Matrix:Water	Sample Depth:	
Lab Sample Id: **562936-1-BLK**	Date Collected:	Date Received:	May-07-10 09:00

Analytical Method: **VOAs by SW-846 8260** % Moist: Prep Method: 5030B

Date Anal: May-10-10 12:59 Analyst: CYE Date Prep: May-10-10 10:48 Tech: CYE

Anal seq: 806009 Prep seq: 562936

Parameter	CAS Number	Result	MQL UnAdj	MQL Adj	MDL UnAdj	SDL	Units	Flag	Dil
Benzene	71-43-2	U	0.005	0.005	0.0010	0.001	mg/L	U	1
Bromobenzene	108-86-1	U	0.005	0.005	0.0010	0.001	mg/L	U	1
Bromochloromethane	74-97-5	U	0.005	0.005	0.0010	0.001	mg/L	U	1
Bromodichloromethane	75-27-4	U	0.005	0.005	0.0010	0.001	mg/L	U	1
Bromoform	75-25-2	U	0.005	0.005	0.0010	0.001	mg/L	U	1
Bromomethane	74-83-9	U	0.005	0.005	0.0010	0.001	mg/L	U	1
MTBE	1634-04-4	U	0.005	0.005	0.0010	0.001	mg/L	U	1
tert-Butylbenzene	98-06-6	U	0.005	0.005	0.0010	0.001	mg/L	U	1
Sec-Butylbenzene	135-98-8	U	0.005	0.005	0.0010	0.001	mg/L	U	1
n-Butylbenzene	104-51-8	U	0.005	0.005	0.0010	0.001	mg/L	U	1
Carbon Tetrachloride	56-23-5	U	0.005	0.005	0.0010	0.001	mg/L	U	1
Chlorobenzene	108-90-7	U	0.005	0.005	0.0010	0.001	mg/L	U	1
Chloroethane	75-00-3	U	0.010	0.010	0.0020	0.002	mg/L	U	1
Chloroform	67-66-3	U	0.005	0.005	0.0010	0.001	mg/L	U	1
Chloromethane	74-87-3	U	0.010	0.010	0.0020	0.002	mg/L	U	1
2-Chlorotoluene	95-49-8	U	0.005	0.005	0.0010	0.001	mg/L	U	1
4-Chlorotoluene	106-43-4	U	0.005	0.005	0.0010	0.001	mg/L	U	1
p-Cymene (p-Isopropyltoluene)	99-87-6	U	0.005	0.005	0.0010	0.001	mg/L	U	1
1,2-Dibromo-3-Chloropropane	96-12-8	U	0.005	0.005	0.0010	0.001	mg/L	U	1
Dibromochloromethane	124-48-1	U	0.005	0.005	0.0010	0.001	mg/L	U	1
Dibromomethane	74-95-3	U	0.005	0.005	0.0010	0.001	mg/L	U	1
1,2-Dichlorobenzene	95-50-1	U	0.005	0.005	0.0010	0.001	mg/L	U	1
1,3-Dichlorobenzene	541-73-1	U	0.005	0.005	0.0010	0.001	mg/L	U	1
1,4-Dichlorobenzene	106-46-7	U	0.005	0.005	0.0010	0.001	mg/L	U	1
Dichlorodifluoromethane	75-71-8	U	0.005	0.005	0.0010	0.001	mg/L	U	1
1,2-Dichloroethane	107-06-2	U	0.005	0.005	0.0010	0.001	mg/L	U	1
1,1-Dichloroethane	75-34-3	U	0.005	0.005	0.0010	0.001	mg/L	U	1
trans-1,2-dichloroethene	156-60-5	U	0.005	0.005	0.0010	0.001	mg/L	U	1
cis-1,2-Dichloroethene	156-59-2	U	0.005	0.005	0.0010	0.001	mg/L	U	1
1,1-Dichloroethene	75-35-4	U	0.005	0.005	0.0010	0.001	mg/L	U	1
2,2-Dichloropropane	594-20-7	U	0.005	0.005	0.0010	0.001	mg/L	U	1
1,3-Dichloropropane	142-28-9	U	0.005	0.005	0.0010	0.001	mg/L	U	1
1,2-Dichloropropane	78-87-5	U	0.005	0.005	0.0010	0.001	mg/L	U	1
trans-1,3-dichloropropene	10061-02-6	U	0.005	0.005	0.0010	0.001	mg/L	U	1
1,1-Dichloropropene	563-58-6	U	0.005	0.005	0.0010	0.001	mg/L	U	1
cis-1,3-Dichloropropene	10061-01-5	U	0.005	0.005	0.0010	0.001	mg/L	U	1
Ethylbenzene	100-41-4	U	0.005	0.005	0.0010	0.001	mg/L	U	1
Hexachlorobutadiene	87-68-3	U	0.005	0.005	0.0010	0.001	mg/L	U	1
isopropylbenzene	98-82-8	U	0.005	0.005	0.0010	0.001	mg/L	U	1
Naphthalene	91-20-3	U	0.010	0.010	0.0020	0.002	mg/L	U	1
n-Propylbenzene	103-65-1	U	0.005	0.005	0.0010	0.001	mg/L	U	1
Styrene	100-42-5	U	0.005	0.005	0.0010	0.001	mg/L	U	1
1,1,1,2-Tetrachloroethane	630-20-6	U	0.005	0.005	0.0010	0.001	mg/L	U	1

Geo Strata Environmental Consultants, San Antonio, TX

Hillcrest

Sample Id: **562936-1-BLK**	Matrix:Water	Sample Depth:	
Lab Sample Id: **562936-1-BLK**	Date Collected:	Date Received:	May-07-10 09:00

Analytical Method: **VOAs by SW-846 8260** % Moist: Prep Method: 5030B

Date Anal: May-10-10 12:59 Analyst: CYE Date Prep: May-10-10 10:48 Tech: CYE

Anal seq: 806009 Prep seq: 562936

Parameter	CAS Number	Result	MQL UnAdj	MQL Adj	MDL UnAdj	SDL	Units	Flag	Dil
1,1,2,2-Tetrachloroethane	79-34-5	U	0.005	0.005	0.0010	0.001	mg/L	U	1
Toluene	108-88-3	U	0.005	0.005	0.0010	0.001	mg/L	U	1
1,2,4-Trichlorobenzene	120-82-1	U	0.005	0.005	0.0010	0.001	mg/L	U	1
1,2,3-Trichlorobenzene	87-61-6	U	0.005	0.005	0.0010	0.001	mg/L	U	1
1,1,2-Trichloroethane	79-00-5	U	0.005	0.005	0.0010	0.001	mg/L	U	1
1,1,1-Trichloroethane	71-55-6	U	0.005	0.005	0.0010	0.001	mg/L	U	1
Trichloroethene	79-01-6	U	0.005	0.005	0.0010	0.001	mg/L	U	1
Trichlorofluoromethane	75-69-4	U	0.005	0.005	0.0010	0.001	mg/L	U	1
1,2,3-Trichloropropane	96-18-4	U	0.005	0.005	0.0010	0.001	mg/L	U	1
1,2,4-Trimethylbenzene	95-63-6	U	0.005	0.005	0.0010	0.001	mg/L	U	1
1,3,5-trimethylbenzene	108-67-8	U	0.005	0.005	0.0010	0.001	mg/L	U	1
o-Xylene	95-47-6	U	0.005	0.005	0.0010	0.001	mg/L	U	1
m,p-Xylenes	179601-23-1	U	0.010	0.010	0.0020	0.002	mg/L	U	1
Methylene Chloride	75-09-2	U	0.005	0.005	0.0010	0.001	mg/L	U	1
Tetrachloroethylene	127-18-4	U	0.005	0.005	0.0010	0.001	mg/L	U	1
Vinyl Chloride	75-01-4	U	0.002	0.002	0.0004	0.001	mg/L	U	1

XENCO
CHRONOLOGY OF HOLDING TIMES

Analytical Method : VOAs by SW-846 8260 Client : Geo Strata Environmental Cor

Work Order #: 371854 Project ID: 760-540

Field Sample ID	Date Collected	Date Received	Date Extracted	Max Holding Time Extracted (Days)	Time Held Extracted (Days)	Date Analyzed	Max Holding Time Analyzed (Days)	Time Held Analyzed (Days)	Q
Rinsate Blank #3	May. 6, 2010	May. 7, 2010				May.10, 2010	14	4	P

F = These samples were analyzed outside the recommended holding time.
P = Samples analyzed within the recommended holding time.

Flagging Criteria

X In our quality control review of the data a QC deficiency was observed and flagged as noted. MS/MSD recoveries were found to be outside of the laboratory control limits due to possible matrix /chemical interference, or a concentration of target analyte high enough to effect the recovery of the spike concentration. This condition could also effect the relative percent difference in the MS/MSD.

B A target analyte or common laboratory contaminant was identified in the method blank. Its presence indicates possible field or laboratory contamination.

D The sample(s) were diluted due to targets detected over the highest point of the calibration curve, or due to matrix interference. Dilution factors are included in the final results. The result is from a diluted sample.

E The data exceeds the upper calibration limit; therefore, the concentration is reported as estimated.

F RPD exceeded lab control limits.

J The target analyte was positively identified below the MQL and above the SQL.

U Analyte was not detected.

L The LCS data for this analytical batch was reported below the laboratory control limits for this analyte. The department supervisor and QA Director reviewed data. The samples were either reanalyzed or flagged as estimated concentrations.

H The LCS data for this analytical batch was reported above the laboratory control limits. Supporting QC Data were reviewed by the Department Supervisor and QA Director. Data were determined to be valid for reporting.

K Sample analyzed outside of recommended hold time.

JN A combination of the "N" and the "J" qualifier. The analysis indicates that the analyte is "tentatively identified" and the associated numerical value may not be consistent with the amount actually present in the environmental sample.

BRL Below Reporting Limit.

RL Reporting Limit

***** Outside XENCO's scope of NELAC Accreditation.

Analytical Log

Analytical Method:	VOAs by SW-846 8260	Batch #:	806009
Project Name:	Hill Crest	Project ID:	760-540
Client Name:	Geo Strata Environmental Consultants	WO Number:	371854

Client Sample Id	Lab Sample Id	QC Types
Rinsate Blank #3	371854-001	SMP
	371424-001 S	MS
	371424-001 SD	MSD
	562936-1-BKS	BKS
	562936-1-BLK	BLK

Form 2 - Surrogate Recoveries

Project Name: Hillcrest

Work Orders : 371854,

Project ID: 760-540

Lab Batch #: 806009 **Sample:** 562936-1-BKS / BKS **Batch:** 1 **Matrix:** Water

Units: mg/L **Date Analyzed:** 05/10/10 12:15

SURROGATE RECOVERY STUDY

VOAs by SW-846 8260 Analytes	Amount Found [A]	True Amount [B]	Recovery %R [D]	Control Limits %R	Flags
4-Bromofluorobenzene	0.0493	0.0500	99	74-124	
Dibromofluoromethane	0.0483	0.0500	97	75-131	
1,2-Dichloroethane-D4	0.0479	0.0500	96	63-144	
Toluene-D8	0.0481	0.0500	96	80-117	

Lab Batch #: 806009 **Sample:** 562936-1-BLK / BLK **Batch:** 1 **Matrix:** Water

Units: mg/L **Date Analyzed:** 05/10/10 12:59

SURROGATE RECOVERY STUDY

VOAs by SW-846 8260 Analytes	Amount Found [A]	True Amount [B]	Recovery %R [D]	Control Limits %R	Flags
4-Bromofluorobenzene	0.0478	0.0500	96	74-124	
Dibromofluoromethane	0.0482	0.0500	96	75-131	
1,2-Dichloroethane-D4	0.0506	0.0500	101	63-144	
Toluene-D8	0.0491	0.0500	98	80-117	

Lab Batch #: 806009 **Sample:** 371424-001 S / MS **Batch:** 1 **Matrix:** Water

Units: mg/L **Date Analyzed:** 05/10/10 15:41

SURROGATE RECOVERY STUDY

VOAs by SW-846 8260 Analytes	Amount Found [A]	True Amount [B]	Recovery %R [D]	Control Limits %R	Flags
4-Bromofluorobenzene	0.0500	0.0500	100	74-124	
Dibromofluoromethane	0.0490	0.0500	98	75-131	
1,2-Dichloroethane-D4	0.0506	0.0500	101	63-144	
Toluene-D8	0.0482	0.0500	96	80-117	

Lab Batch #: 806009 **Sample:** 371424-001 SD / MSD **Batch:** 1 **Matrix:** Water

Units: mg/L **Date Analyzed:** 05/10/10 16:03

SURROGATE RECOVERY STUDY

VOAs by SW-846 8260 Analytes	Amount Found [A]	True Amount [B]	Recovery %R [D]	Control Limits %R	Flags
4-Bromofluorobenzene	0.0486	0.0500	97	74-124	
Dibromofluoromethane	0.0496	0.0500	99	75-131	
1,2-Dichloroethane-D4	0.0519	0.0500	104	63-144	
Toluene-D8	0.0482	0.0500	96	80-117	

* Surrogate outside of Laboratory QC limits

** Surrogates outside limits; data and surrogates confirmed by reanalysis

*** Poor recoveries due to dilution

Surrogate Recovery [D] = 100 * A / B

All results are based on MDL and validated for QC purposes.

Form 2 - Surrogate Recoveries

Project Name: Hillcrest

Work Orders : 371854,

Project ID: 760-540

Lab Batch #: 806009 **Sample:** 371854-001 / SMP **Batch:** 1 **Matrix:** Water

Units: mg/L **Date Analyzed:** 05/10/10 22:14

VOAs by SW-846 8260 Analytes	SURROGATE RECOVERY STUDY Amount Found [A]	True Amount [B]	Recovery %R [D]	Control Limits %R	Flags
4-Bromofluorobenzene	0.0485	0.0500	97	74-124	
Dibromofluoromethane	0.0497	0.0500	99	75-131	
1,2-Dichloroethane-D4	0.0532	0.0500	106	63-144	
Toluene-D8	0.0485	0.0500	97	80-117	

* Surrogate outside of Laboratory QC limits

** Surrogates outside limits; data and surrogates confirmed by reanalysis

*** Poor recoveries due to dilution

Surrogate Recovery [D] = 100 * A / B

All results are based on MDL and validated for QC purposes.

Blank Spike Recovery

Project Name: Hillcrest

Work Order #: 371854 **Project ID:** 760-540

Lab Batch #: 806009 **Sample:** 562936-1-BKS **Matrix:** Water

Date Analyzed: 05/10/2010 **Date Prepared:** 05/10/2010 **Analyst:** CYE

Reporting Units: mg/L **Batch #:** 1 **BLANK /BLANK SPIKE RECOVERY STUDY**

VOAs by SW-846 8260 Analytes	Blank Result [A]	Spike Added [B]	Blank Spike Result [C]	Blank Spike %R [D]	Control Limits %R	Flags
Benzene	<0.001	0.050	0.048	96	66-142	
Bromobenzene	<0.001	0.050	0.049	98	75-125	
Bromochloromethane	<0.001	0.050	0.049	98	73-125	
Bromodichloromethane	<0.001	0.050	0.052	104	75-125	
Bromoform	<0.001	0.050	0.055	110	75-125	
Bromomethane	<0.001	0.050	0.043	86	70-130	
MTBE	<0.001	0.050	0.051	102	65-135	
tert-Butylbenzene	<0.001	0.050	0.053	106	75-125	
Sec-Butylbenzene	<0.001	0.050	0.053	106	75-125	
n-Butylbenzene	<0.001	0.050	0.050	100	75-125	
Carbon Tetrachloride	<0.001	0.050	0.048	96	62-125	
Chlorobenzene	<0.001	0.050	0.049	98	60-133	
Chloroethane	<0.002	0.050	0.042	84	70-130	
Chloroform	<0.001	0.050	0.047	94	74-125	
Chloromethane	<0.002	0.050	0.046	92	70-130	
2-Chlorotoluene	<0.001	0.050	0.049	98	73-125	
4-Chlorotoluene	<0.001	0.050	0.049	98	74-125	
p-Cymene (p-Isopropyltoluene)	<0.001	0.050	0.051	102	75-125	
1,2-Dibromo-3-Chloropropane	<0.001	0.050	0.049	98	59-125	
Dibromochloromethane	<0.001	0.050	0.053	106	73-125	
Dibromomethane	<0.001	0.050	0.048	96	69-127	
1,2-Dichlorobenzene	<0.001	0.050	0.050	100	75-125	
1,3-Dichlorobenzene	<0.001	0.050	0.051	102	75-125	
1,4-Dichlorobenzene	<0.001	0.050	0.048	96	75-125	
Dichlorodifluoromethane	<0.001	0.050	0.050	100	70-130	
1,2-Dichloroethane	<0.001	0.050	0.045	90	68-127	
1,1-Dichloroethane	<0.001	0.050	0.050	100	72-125	
trans-1,2-dichloroethene	<0.001	0.050	0.048	96	75-125	
cis-1,2-Dichloroethene	<0.001	0.050	0.047	94	75-125	
1,1-Dichloroethene	<0.001	0.050	0.048	96	59-172	
2,2-Dichloropropane	<0.001	0.050	0.051	102	75-125	
1,3-Dichloropropane	<0.001	0.050	0.045	90	75-125	
1,2-Dichloropropane	<0.001	0.050	0.049	98	74-125	

Blank Spike Recovery [D] = 100*[C]/[B]
All results are based on MDL and validated for QC purposes.

BRL - Below Reporting Limit

Blank Spike Recovery

Project Name: Hillcrest

Work Order #: 371854 **Project ID:** 760-540

Lab Batch #: 806009 **Sample:** 562936-1-BKS **Matrix:** Water

Date Analyzed: 05/10/2010 **Date Prepared:** 05/10/2010 **Analyst:** CYE

Reporting Units: mg/L **Batch #:** 1 **BLANK /BLANK SPIKE RECOVERY STUDY**

VOAs by SW-846 8260 Analytes	Blank Result [A]	Spike Added [B]	Blank Spike Result [C]	Blank Spike %R [D]	Control Limits %R	Flags
trans-1,3-dichloropropene	<0.001	0.050	0.048	96	66-125	
1,1-Dichloropropene	<0.001	0.050	0.042	84	75-125	
cis-1,3-Dichloropropene	<0.001	0.050	0.051	102	74-125	
Ethylbenzene	<0.001	0.050	0.048	96	75-125	
Hexachlorobutadiene	<0.001	0.050	0.055	110	75-125	
isopropylbenzene	<0.001	0.050	0.049	98	75-125	
Naphthalene	<0.002	0.050	0.053	106	75-125	
n-Propylbenzene	<0.001	0.050	0.051	102	75-125	
Styrene	<0.001	0.050	0.048	96	75-125	
1,1,1,2-Tetrachloroethane	<0.001	0.050	0.049	98	72-125	
1,1,2,2-Tetrachloroethane	<0.001	0.050	0.050	100	74-125	
Toluene	<0.001	0.050	0.047	94	59-139	
1,2,4-Trichlorobenzene	<0.001	0.050	0.054	108	75-135	
1,2,3-Trichlorobenzene	<0.001	0.050	0.054	108	75-137	
1,1,2-Trichloroethane	<0.001	0.050	0.049	98	75-127	
1,1,1-Trichloroethane	<0.001	0.050	0.045	90	75-125	
Trichloroethene	<0.001	0.050	0.049	98	62-137	
Trichlorofluoromethane	<0.001	0.050	0.053	106	67-125	
1,2,3-Trichloropropane	<0.001	0.050	0.051	102	75-125	
1,2,4-Trimethylbenzene	<0.001	0.050	0.050	100	75-125	
1,3,5-trimethylbenzene	<0.001	0.050	0.050	100	70-125	
o-Xylene	<0.001	0.050	0.049	98	75-125	
m,p-Xylenes	<0.002	0.100	0.097	97	75-125	
Methylene Chloride	<0.001	0.050	0.048	96	75-125	
Tetrachloroethylene	<0.001	0.050	0.048	96	71-125	
Vinyl Chloride	<0.001	0.050	0.043	86	75-125	

Blank Spike Recovery [D] = 100*[C]/[B]
All results are based on MDL and validated for QC purposes.

BRL - Below Reporting Limit

Form 3 - MS / MSD Recoveries

Project Name: Hillcrest

Work Order # : 371854 **Project ID:** 760-540

Lab Batch ID: 806009 **QC- Sample ID:** 371424-001 S **Batch #:** 1 **Matrix:** Water

Date Analyzed: 05/10/2010 **Date Prepared:** 05/10/2010 **Analyst:** CYE

Reporting Units: mg/L

VOAs by SW-846 8260 Analytes	MATRIX SPIKE / MATRIX SPIKE DUPLICATE RECOVERY STUDY										
	Parent Sample Result [A]	Spike Added [B]	Spiked Sample Result [C]	Spiked Sample %R [D]	Spike Added [E]	Duplicate Spiked Sample Result [F]	Spiked Dup. %R [G]	RPD %	Control Limits %R	Control Limits %RPD	Flag
Benzene	<0.005	0.050	0.049	98	0.050	0.049	98	0	66-142	21	
Bromobenzene	<0.005	0.050	0.050	100	0.050	0.048	96	4	75-125	20	
Bromochloromethane	<0.005	0.050	0.048	96	0.050	0.048	96	0	73-125	20	
Bromodichloromethane	<0.005	0.050	0.053	106	0.050	0.052	104	2	75-125	20	
Bromoform	<0.005	0.050	0.050	100	0.050	0.049	98	2	75-125	20	
Bromomethane	<0.005	0.050	0.044	88	0.050	0.045	90	2	70-130	20	
MTBE	<0.005	0.050	0.052	104	0.050	0.054	108	4	65-135	20	
tert-Butylbenzene	<0.005	0.050	0.053	106	0.050	0.050	100	6	75-125	20	
Sec-Butylbenzene	<0.005	0.050	0.054	108	0.050	0.052	104	4	75-125	20	
n-Butylbenzene	<0.005	0.050	0.051	102	0.050	0.050	100	2	75-125	20	
Carbon Tetrachloride	<0.005	0.050	0.049	98	0.050	0.047	94	4	62-125	20	
Chlorobenzene	<0.005	0.050	0.049	98	0.050	0.049	98	0	60-133	21	
Chloroethane	<0.010	0.050	0.043	86	0.050	0.043	86	0	70-130	20	
Chloroform	<0.005	0.050	0.049	98	0.050	0.048	96	2	74-125	20	
Chloromethane	<0.010	0.050	0.044	88	0.050	0.045	90	2	70-130	20	
2-Chlorotoluene	<0.005	0.050	0.051	102	0.050	0.050	100	2	73-125	20	
4-Chlorotoluene	<0.005	0.050	0.049	98	0.050	0.048	96	2	74-125	20	
p-Cymene (p-Isopropyltoluene)	<0.005	0.050	0.052	104	0.050	0.051	102	2	75-125	20	
1,2-Dibromo-3-Chloropropane	<0.005	0.050	0.052	104	0.050	0.047	94	10	59-125	28	
Dibromochloromethane	<0.005	0.050	0.052	104	0.050	0.052	104	0	73-125	20	
Dibromomethane	<0.005	0.050	0.049	98	0.050	0.048	96	2	69-127	23	
1,2-Dichlorobenzene	<0.005	0.050	0.051	102	0.050	0.051	102	0	75-125	20	
1,3-Dichlorobenzene	<0.005	0.050	0.051	102	0.050	0.050	100	2	75-125	20	

Matrix Spike Percent Recovery [D] = 100*(C-A)/B
Relative Percent Difference RPD = 200*|(C-F)/(C+F)|

Matrix Spike Duplicate Percent Recovery [G] = 100*(F-A)/E

ND = Not Detected, J = Present Below Reporting Limit, B = Present in Blank, NR = Not Requested, I = Interference, NA = Not ApplicableN = See Narrative, EQL = Estimated Quantitation Limit

Form 3 - MS / MSD Recoveries

Project Name: Hillcrest

Work Order # : 371854 **Project ID:** 760-540

Lab Batch ID: 806009 **QC- Sample ID:** 371424-001 S **Batch #:** 1 **Matrix:** Water

Date Analyzed: 05/10/2010 **Date Prepared:** 05/10/2010 **Analyst:** CYE

Reporting Units: mg/L

VOAs by SW-846 8260 Analytes	Parent Sample Result [A]	Spike Added [B]	Spiked Sample Result [C]	Spiked Sample %R [D]	Spike Added [E]	Duplicate Spiked Sample Result [F]	Spiked Dup. %R [G]	RPD %	Control Limits %R	Control Limits %RPD	Flag
1,4-Dichlorobenzene	<0.005	0.050	0.050	100	0.050	0.048	96	4	75-125	20	
Dichlorodifluoromethane	<0.005	0.050	0.046	92	0.050	0.048	96	4	70-130	23	
1,2-Dichloroethane	<0.005	0.050	0.045	90	0.050	0.045	90	0	68-127	20	
1,1-Dichloroethane	<0.005	0.050	0.050	100	0.050	0.050	100	0	72-125	20	
trans-1,2-dichloroethene	<0.005	0.050	0.049	98	0.050	0.048	96	2	75-125	20	
cis-1,2-Dichloroethene	<0.005	0.050	0.047	94	0.050	0.048	96	2	75-125	20	
1,1-Dichloroethene	<0.005	0.050	0.047	94	0.050	0.047	94	0	59-172	22	
2,2-Dichloropropane	<0.005	0.050	0.051	102	0.050	0.049	98	4	75-125	20	
1,3-Dichloropropane	<0.005	0.050	0.044	88	0.050	0.044	88	0	75-125	20	
1,2-Dichloropropane	<0.005	0.050	0.050	100	0.050	0.050	100	0	74-125	20	
trans-1,3-dichloropropene	<0.005	0.050	0.046	92	0.050	0.046	92	0	66-125	20	
1,1-Dichloropropene	<0.005	0.050	0.042	84	0.050	0.041	82	2	75-125	20	
cis-1,3-Dichloropropene	<0.005	0.050	0.050	100	0.050	0.051	102	2	74-125	20	
Ethylbenzene	<0.005	0.050	0.048	96	0.050	0.048	96	0	75-125	20	
Hexachlorobutadiene	<0.005	0.050	0.056	112	0.050	0.053	106	6	75-125	20	
isopropylbenzene	<0.005	0.050	0.049	98	0.050	0.049	98	0	75-125	20	
Naphthalene	<0.010	0.050	0.053	106	0.050	0.051	102	4	75-125	20	
n-Propylbenzene	<0.005	0.050	0.052	104	0.050	0.050	100	4	75-125	20	
Styrene	<0.005	0.050	0.049	98	0.050	0.048	96	2	75-125	51	
1,1,1,2-Tetrachloroethane	<0.005	0.050	0.049	98	0.050	0.048	96	2	72-125	20	
1,1,2,2-Tetrachloroethane	<0.005	0.050	0.053	106	0.050	0.049	98	8	74-125	31	
Toluene	<0.005	0.050	0.046	92	0.050	0.047	94	2	59-139	21	
1,2,4-Trichlorobenzene	<0.005	0.050	0.054	108	0.050	0.052	104	4	75-135	20	

Matrix Spike Percent Recovery [D] = 100*(C-A)/B
Relative Percent Difference RPD = 200*|(C-F)/(C+F)|

Matrix Spike Duplicate Percent Recovery [G] = 100*(F-A)/E

ND = Not Detected, J = Present Below Reporting Limit, B = Present in Blank, NR = Not Requested, I = Interference, NA = Not ApplicableN = See Narrative, EQL = Estimated Quantitation Limit

Form 3 - MS / MSD Recoveries

Project Name: Hillcrest

Work Order # : 371854 **Project ID:** 760-540

Lab Batch ID: 806009 **QC- Sample ID:** 371424-001 S **Batch #:** 1 **Matrix:** Water

Date Analyzed: 05/10/2010 **Date Prepared:** 05/10/2010 **Analyst:** CYE

Reporting Units: mg/L

VOAs by SW-846 8260 Analytes	Parent Sample Result [A]	Spike Added [B]	Spiked Sample Result [C]	Spiked Sample %R [D]	Spike Added [E]	Duplicate Spiked Sample Result [F]	Spiked Dup. %R [G]	RPD %	Control Limits %R	Control Limits %RPD	Flag
1,2,3-Trichlorobenzene	<0.005	0.050	0.055	110	0.050	0.054	108	2	75-137	20	
1,1,2-Trichloroethane	<0.005	0.050	0.048	96	0.050	0.046	92	4	75-127	20	
1,1,1-Trichloroethane	<0.005	0.050	0.045	90	0.050	0.045	90	0	75-125	20	
Trichloroethene	<0.005	0.050	0.048	96	0.050	0.048	96	0	62-137	24	
Trichlorofluoromethane	<0.005	0.050	0.051	102	0.050	0.052	104	2	67-125	20	
1,2,3-Trichloropropane	<0.005	0.050	0.052	104	0.050	0.048	96	8	75-125	20	
1,2,4-Trimethylbenzene	<0.005	0.050	0.051	102	0.050	0.050	100	2	75-125	20	
1,3,5-trimethylbenzene	<0.005	0.050	0.052	104	0.050	0.050	100	4	70-125	20	
o-Xylene	<0.005	0.050	0.050	100	0.050	0.050	100	0	75-125	20	
m,p-Xylenes	<0.010	0.100	0.097	97	0.100	0.096	96	1	75-125	20	
Methylene Chloride	<0.005	0.050	0.049	98	0.050	0.048	96	2	75-125	35	
Tetrachloroethylene	<0.005	0.050	0.047	94	0.050	0.048	96	2	71-125	20	
Vinyl Chloride	<0.002	0.050	0.043	86	0.050	0.042	84	2	75-125	20	

Matrix Spike Percent Recovery [D] = 100*(C-A)/B
Relative Percent Difference RPD = 200*|(C-F)/(C+F)|

Matrix Spike Duplicate Percent Recovery [G] = 100*(F-A)/E

ND = Not Detected, J = Present Below Reporting Limit, B = Present in Blank, NR = Not Requested, I = Interference, NA = Not ApplicableN = See Narrative, EQL = Estimated Quantitation Limit

XENCO Laboratories
B&A Laboratories, Inc.

☒ 4143 Greenbriar Drive, Stafford, Tx 77477 281-240-4200
☐ 5332 Blackberry Drive, San Antonio, Tx 78238 210-509-3334
☐ 9701 Harry Hines Blvd., Dallas, Tx 75220 214-902-0300
☐ 12600 West I-20 East, Odessa, Tx 79765 432-569-1800
☐ 842 Cantwell, Corpus Christi, Tx 78408 361-884-0371

ANALYSIS REQUEST & CHAIN OF CUSTODY RECORD

Serial #: 246743 Page 1 of 1

Company-City: GEO STRATA Phone: (210) 492-7282
Lab Only: 371854-H

Proj Name-Location: HILLCREST ☐ Previously done at XENCO Project ID: 760-5410

TAT: ASAP 5h 12h 24h 48h 3d 5d 7d 10d 21d Standard TAT is project specific.
It is typically 5-7 Working Days for level II and 10+ Working days for level III and IV data.

Proj State: TX, AL, FL, GA, LA, MS, NC, NJ, PA, SC, TN, UT Other
Proj. Manager (PM): CARRIE HOLDERFIELD
e-Mail Results to ☐ PM and Fax No:

Invoice to ☐ Accounting ☐ Inc. Invoice with Final Report ☑ Invoice must have a P.O
Bill to:

Quote/Pricing: STATE LEAD P.O No: ☐ Call for P.O.

Reg Program: UST DRY-CLEAN Land-Fill Waste-Disp NPDES DW TRRP

QAPP Per-Contract CLP AFCEE NAVY DOE DOD USACE OTHER:

Special DLs (GW DW QAPP MDLs RLs See Lab PM Included Call PM)

Sampler Name: Rudy Arredondo Signature:

	Sample ID	Sampling Date	Time	Depth ft / in / m	Matrix	Composite	Grab	# Containers	Container Size	Container Type	Preservatives
1	RINSATE BLANK #3	5/6/10	1248		W	X		3	40	A	V
2	Temp Blank										
3											
4											
5											
6											
7											
8											
9											
10											

VOCs: Full-List BTEX-MTBE EtOH Oxyg VOHs VOAs
VOC's PP TCL DW Appdx-1 Appdx-2 CALL Other:
PAHs
TX-1005 DRO GRO MA EPH MA VPH
SVOCs: Full-List DW BN&AE TCL PP Appdx-2 CALL
OC Pesticides PCBs Herbicides OP Pesticides
Metals: RCRA-8 RCRA-4 Pb 13PP 23TAL Appdx 1 Appdx 2
SPLP - TCLP (Metals VOCs SVOCs Pest. Herb. PCBs)
EDB / DBCP
VOC's (8260B) ✓

TAT ASAP 5h 12h 24h 48h 3d 5d 7d 10d 21d ✓
Addn: PAH above mg/L W, mg/Kg S Highest Hit
Hold Samples (Surcharges will apply and are pre-approved)
Sample Clean-ups are pre-approved as needed

Remarks
Addn: Date Rcv by: From:

Relinquished by (Initials and Sign)	Date & Time	Relinquished to (Initials and Sign)	Date & Time
1) RA Rudy	5/6/10 1330	2)	
3)		4)	
5)		6)	5-7-10 9:45

Total Containers per COC: 3 Cooler Temp: 1.8

Upon signings this COC you accept XENCO terms and Conditions unless otherwise agreed on writing. Reports are the Intellectual Property of XENCO until paid. Samples will be held 30 days after final report is e-mailed unless hereby requested. Rush Charges and Collection Fees are pre-approved if needed.

Preservatives: Various (**V**), HCl pH<2 (**H**), H2SO4 pH<2 (**S**), HNO3 pH<2 (**N**), Asbc Acid&NaOH (**A**), ZnAc&NaOH (**Z**), (Cool,<4C) (**C**), None (**NA**), See Label (**L**), Other (**O**) _____

Cont. Size: 4oz (**4**), 8oz (**8**), 32oz (**32**), 40ml VOA (**40**), 1L (**1**), 500ml (**5**), Tedlar Bag (**B**), Various (V), Other _____ **Cont. Type:** Glass Amb (**A**), Glass Clear (**C**), Plastic (**P**), Various (**V**)

Matrix: Air (**A**), Product (**P**), Solid(**S**), Water (**W**), Liquid (**L**)

Committed to Excellence in Service and Quality *www.xenco.com*

Notice: Signature of this document and relinquishment of these samples constitutes a valid purchase order from client company to Xenco Laboratories and its affiliates, subcontractors and assigns under Xenco's standard terms and conditions of service unless previoiusly negotiated under a fully executed client contract.

XENCO Laboratories

Prelogin / Nonconformance Report - Sample Log-In

Client: Geo

Date/Time: 5-7-10

Lab ID # : 371854

Initials: EM

Sample Receipt Checklist

1. Samples on ice?	Blue	~~Water~~	No	
2. Shipping container in good condition?	~~Yes~~	No	None	
3. Custody seals intact on shipping container (cooler) and bottles?	~~Yes~~	No	N/A	
4. Chain of Custody present?	~~Yes~~	No		
5. Sample instructions complete on chain of custody?	~~Yes~~	No		
6. Any missing / extra samples?	Yes	~~No~~		
7. Chain of custody signed when relinquished / received?	~~Yes~~	No		
8. Chain of custody agrees with sample label(s)?	~~Yes~~	No		
9. Container labels legible and intact?	~~Yes~~	No		
10. Sample matrix / properties agree with chain of custody?	~~Yes~~	No		
11. Samples in proper container / bottle?	~~Yes~~	No		
12. Samples properly preserved?	~~Yes~~	No	N/A	
13. Sample container intact?	~~Yes~~	No		
14. Sufficient sample amount for indicated test(s)?	~~Yes~~	No		
15. All samples received within sufficient hold time?	~~Yes~~	No		
16. Subcontract of sample(s)?	Yes	No	N/A	
17. VOC sample have zero head space?	~~Yes~~	No	N/A	

18. Cooler 1 No. 535		Cooler 2 No.		Cooler 3 No.		Cooler 4 No.		Cooler 5 No.	
12 lbs	1-8 °C	lbs	°C	lbs	°C	lbs	°C	lbs	°C

Nonconformance Documentation

Contact: _____ **Contacted by:** _____ **Date/Time:** _____

Regarding: _____

Corrective Action Taken: _____

Check all that apply:

- ☐ Cooling process has begun shortly after sampling event and out of temperature condition acceptable by NELAC 5.5.8.3.1.a.1.
- ☐ Initial and Backup Temperature confirm out of temperature conditions
- ☐ Client understands and would like to proceed with analysis

Attachment A Laboratory Data Package Cover Page

Project Name: **Hillcrest** Laboratory Number: **372041**

This Data package consists of :

- ☑ This signature page, the laboratory review checklist, and the following reportable data:
- ☑ R1 Field chain-of-custody documentation;
- ☑ R2 Sample identification cross-reference;
- ☑ R3 Test reports (analytical data sheets) for each environmental sample that includes:
  - a) Items consistent with NELAC 5.13 or ISO/IEC 17025 Section 5.10
  - b) dilution factors,
  - c) preparation methods,
  - d) cleanup methods, and
  - e) if required for the project, tentatively identified compounds (TICs).
- ☑ R4 Surrogate Recovery data including:
  - a) Calculated recovery (%R), and
  - b) The laboratory's surrogate QC limits.
- ☑ R5 Test reports/summary forms for blank samples;
- ☑ R6 Test reports/summary forms for laboratory control samples (LCSs) including:
  - a) LCS spiking amounts,
  - b) Calculated %R for each analyte, and
  - c) The laboratory's LCS QC limits.
- ☑ R7 Test reports for project matrix spike/matrix spike duplicates (MS/MSDs) including:
  - a) Samples associated with the MS/MSD clearly identified,
  - b) MS/MSD spiking amounts,
  - c) Concentration of each MS/MSD analyte measured in the parent and spiked samples,
  - d) Calculated %Rs and relative percent differences (RPDs) and
  - e) The laboratory's MS/MSD QC limits
- ☑ R8 Laboratory anaytical duplicate (if applicable) recovery and precision:
  - a) the amount of analyte measured in the duplicate,
  - b) the calculated RPD, and
  - c) the laboratory's QC limits for analytical duplicates.
- ☐ R9 List of method quantitation limits (MQLs) for each analyte for each method and matrix;
- ☑ R10 Other problems or anomalies.
- ☑ Exception Report for every "No" or "Not Reviewed (NR)" item in laboratory review check list.

Release Statement: I am responsible for the release of this laboratory data package. This data package has been reviewed by the laboratory and is complete and technically compliant with the requirements of the methods used, except where noted by the laboratory in the attached exception reports. By my signature below, I affirm to the best of my knowledge, all problems/anomalies, observed by the laboratory as having the potential to affect the quality of the data, have been identified by the laboratory in the Laboratory Review Checklist, and no information or data have been knowingly withheld that would affect the quality of the data.

Check, if applicable: [ ] This laboratory is an in-house laboratory controlled by the person responding to rule. The official signing the cover page of the rule-required report (for example, the APAR) in which these data are used is responsible for releasing this data package and is by signature affirming the above release statement is true.

Carlos A. Castro, Ph.D., MB		**Managing Director, Texas**	**06/09/10**
Name (Printed)	Signature	Official Title (printed)	Date

Attachment A (cont'd) : Laboratory Review Checklist: Reportable Data

Laboratory Name:	XENCO Laboratories	Report Date :	06/09/10
Project Name:	Hillcrest	Laboratory Job Number :	372041
Reviewer Name:	Bethany Agarwal	Batch Number(s) :	806955, 806574, 807082, 806147, 806468, 805876

#[1]	A[2]	Description	Yes	No	NA[3]	NR[4]	ER#[5]
R1	OI	**Chain-of-Custody (COC)**					
		Did samples meet the laboratory's standard conditions of sample acceptability upon receipt?	X				
		Were all departures from standard conditions described in an exception report?			X		
R2	OI	**Sample and Quality Control (QC) Identification**					
		Are all field sample ID numbers cross-referenced to the laboratory ID numbers?	X				
		Are all laboratory ID numbers cross-referenced to the corresponding QC data?	X				
R3	OI	**Test Reports**					
		Were all samples prepared and analyzed within holding times?	X				
		Other than those results <MQL, were all other raw values bracketed by calibration standards?	X				
		Were calculations checked by a peer or supervisor?	X				
		Were all analyte identifications checked by a peer or supervisor?	X				
		Were sample detection limits reported for all analytes not detected?	X				
		Were all results for soil and sediment samples reported on a dry weight basis?	X				
		Were % moisture (or solids) reported for all soil and sediment samples?	X				
		If required for the project, were TICs reported?			X		
R4	O	**Surrogate Recovery Data**					
		Were surrogates added prior to extraction?	X				
		Were surrogate percent recoveries in all samples within the laboratory QC limits?	X				
R5	OI	**Test Reports/Summary Forms for Blank Samples**					
		Were appropriate type(s) of blanks analyzed?	X				
		Were blanks analyzed at the appropriate frequency ?	X				
		Were method blanks taken through the entire analytical procedure, including preparation and, if applicable, cleanup procedures ?	X				
		Were Blank Concentrations <MQL?	X				
R6	OI	**Laboratory Control Samples (LCS):**					
		Were all COCs included in the LCS?	X				
		Was each LCS taken through the entire analytical procedure, including prep and cleanup steps?	X				
		Were LCSs analyzed at the required frequency?	X				
		Were LCS (and LCSD, if applicable) %Rs within the laboratory QC limits?	X				
		Does the detectability check sample data document the laboratory's capability to detect the COCs at the MDL used to calculate the SDLs?	X				
		Was the LCSD RPD within the QC limits?	X				
R7	OI	**Matrix Spike (MS) and Matrix Spike Duplicate (MSD) data**					
		Were the project/method specified analytes included in the MS and MSD?	X				
		Were MS/MSD analyzed at the appropriate frequency?	X				
		Were MS (and MSD, if applicable) %Rs within the laboratory QC limits?		X			1
		Were MS/MSD RPDs within the laboratory QC limits?	X				
R8	OI	**Analytical Duplicate Data**					
		Were appropriate analytical duplicates analyzed for each matrix?	X				
		Were analytical duplicates analyzed at the appropriate frequency?	X				
		Were RPDs or relative standard deviations within the laboratory QC limits?	X				
R9	OI	**Method Quantitation Limits (MQLs)**					
		Are the MQLs for each method analyte included in the laboratory data package?	X				
		Do the MQLs correspond to the concentration of the lowest non-zero calibration standard?	X				
		Are unadjusted MQLs and DCSs included in the laboratory data package?	X				
R10	OI	**Other Problems/Anomalies**					
		Are all known problems/anomalies/special conditions noted in this LRC and ER?	X				
		Is the laboratory NELAC-accredited under the Texas Laboratory Accreditation Program for the analytes, matrices and methods associated with this laboratory data package?	X				
		Was applicable and available technology used to lower the SDL to minimize the matrix interference effects on the sample results?	X				2

Attachment A (cont'd) : Laboratory Review Checklist: Reportable Data

Laboratory Name:	XENCO Laboratories	Report Date :	06/09/10
Project Name:	Hillcrest	Laboratory Job Number :	372041
Reviewer Name:	Bethany Agarwal	Batch Number(s) :	806955, 806574, 807082, 806147, 806468, 805876

#[1]	A[2]	Description	Yes	No	NA[3]	NR[4]	ER#[5]
S1	OI	**Initial Calibration (ICAL)**					
		Were response factors and/or relative response factors for each analyte within QC limits?	X				
		Were percent RSDs or correlation coefficient criteria met?	X				
		Was the number of standards recommended in the method used for all analytes?	X				
		Were all points generated between the lowest and the highest standard used to calculate the curve?	X				
		Are ICAL data available for all instruments used?	X				
		Has the initial calibration curve been verified using an appropriate second source standard?	X				
S2	OI	**Initial and Continuing Calibration Verification (ICCV and CCV) and continuing calibration blank (**					
		Was the CCV analyzed at the method-required frequency?	X				
		Were percent differences for each analyte within the method-required QC limits?	X				
		Was the ICAL curve verified for each analyte?	X				
		Was the absolute value of the analyte concentration in the inorganic CCB <MDL?	X				
S3	O	**Mass Spectral Tuning**					
		Was the appropriate compound for the method used for tuning?	X				
		Were ion abundance data within the method-required QC limits?	X				
S4	O	**Internal Standard (IS)**					
		Were IS area counts and retention times within the method-required QC limits?	X				
S5	OI	**Raw Data (NELAC 5.5.10)**					
		Were the raw data (for example, chromatograms, spectral data) reviewed by an analyst?	X				
		Were data associated with manual integrations flagged on the raw data?	X				
S6	O	**Dual Column Confirmation**					
		Did dual column confirmation results meet the method-required QC?			X		
S7	O	**Tentatively Identified Compounds (TICs)**					
		If TICs were requested, were the mass spectra and TIC data subject to appropriate checks?			X		
S8	I	**Interference Check Sample (ICS) Results**					
		Were percent recoveries within method QC limits?	X				
S9	I	**Serial Dilutions, Post Digestions Spikes, and Method of Standard Additions**					
		Were percent differences, recoveries, and the linearity within the QC limits specified in the method?	X				
S10	OI	**Method Detection Limit (MDL) Studies**					
		Was a MDL study performed for each reported analyte?	X				
		Is the MDL either adjusted or supported by the analysis of DCSs?	X				
S11	OI	**Proficiency Test Reports**					
		Was the laboratory's performance acceptable on the applicable proficiency tests or evaluation studies?	X				
S12	OI	**Standards Documentation**					
		Are all standards used in the analyses NIST-traceable or obtained from other appropriate sources?	X				
S13	OI	**Compound/Analyte Identification Procedures**					
		Are the procedures for compound/analyte identification documented?	X				
S14	OI	**Demonstration of Analyst Competency (DOC)**					
		Was DOC conducted consistent with NELAC Chapter 5?	X				
		Is documentation of the analyst's competency up-to-date and on file?	X				
S15	OI	**Verification/Validation Documentation for Methods (NELAC Chapter 5)**					
		Are all methods used to generate the data documented, verified, and validated, where applicable?	X				
S16	OI	**Laboratory Standard Operating Procedures (SOPs)**					
		Are laboratory SOPs current and on file for each method performed?	X				

1. Items identified by the letter "R" must be included in the laboratory data package submitted to the TCEQ-required report(s). Items identified by the letter "S" should be retained and made available upon request for the appropriate retention period.
2. O = organic analyses; I = inorganic analyses (and general chemistry, when applicable).
3. NA = Not applicable.
4. NR = Not reviewed.
5. ER# = Exception Report identification number (an Exception Report should be completed for an item if "NR" or "No" is checked).

Attachment A (cont'd): Laboratory Review Checklist: Exception Reports

Laboratory Name: XENCO Laboratories	Report Date: 06/09/10
Project Name: Hillcrest	Laboratory Job Number: 372041
Reviewer Name: Bethany Agarwal	Batch Number(s): 806955, 806574, 807082, 806147, 806468, 805876

ER# [1]	DESCRIPTION
1	SW8260B Batch 806147, Styrene recovered below QC limits in the Matrix Spike Duplicate. Samples affected are: 372041-001. The Laboratory Control Sample for Styrene is within laboratory Control Limits SW8260B Batch 807082, 1,2-Dibromo-3-Chloropropane recovered above QC limits in the Matrix Spike and Matrix Spike Duplicate. 1,1,2,2-Tetrachloroethane, 1,2,3-Trichloropropane recovered above QC limits in the Matrix Spike Duplicate. Samples affected are: 372041-002. The Laboratory Control Sample for 1,2,3-Trichloropropane, 1,1,2,2-Tetrachloroethane, 1,2-Dibromo-3-Chloropropane is within laboratory Control Limits
2	SW8270C Sample "Pena Grab" (372041-002) was reported with elevated sample quantitation limits due to dilution. The sample could not be analyzed at a lower dilution due to high concentration of target and nontarget compounds.

1 ER# = Exception Report identification number (an Exception Report should be completed for an item if "NR" or "No is checked on the LRC).

Analytical Report 372041

for

Geo Strata Environmental Consultants

Project Manager: Carrie Holderfield

Hillcrest

760-SL10

16-JUN-10

4143 Greenbriar Dr., Stafford, TX 77477
Ph:(281) 240-4200 Fax:(281) 240-4280

Xenco-Houston (EPA Lab code: TX00122):
Texas (T104704215-TX), Arizona (AZ0738), Arkansas (08-039-0), Connecticut (PH-0102), Florida (E871002)
Illinois (002082), Indiana (C-TX-02), Iowa (392), Kansas (E-10380), Kentucky (45), Louisiana (03054)
New Hampshire (297408), New Jersey (TX007), New York (11763), Oklahoma (9218), Pennsylvania (68-03610)
Rhode Island (LAO00312), USDA (S-44102)

Xenco-Atlanta (EPA Lab Code: GA00046):
Florida (E87429), North Carolina (483), South Carolina (98015), Utah (AALI1), West Virginia (362), Kentucky (85)
Louisiana (04176), USDA (P330-07-00105)

Xenco-Miami (EPA Lab code: FL01152): Florida (E86678), Maryland (330)
Xenco-Tampa Mobile (EPA Lab code: FL01212): Florida (E84900)
Xenco-Odessa (EPA Lab code: TX00158): Texas (T104704400-TX)
Xenco-Dallas (EPA Lab code: TX01468): Texas (T104704295-TX)
Xenco-Corpus Christi (EPA Lab code: TX02613): Texas (T104704370)
Xenco-Boca Raton (EPA Lab Code: FL00449):
Florida(E86240),South Carolina(96031001), Louisiana(04154), Georgia(917)
North Carolina(444), Texas(T104704468-TX), Illinois(002295)

16-JUN-10

Project Manager: **Carrie Holderfield**
Geo Strata Environmental Consultants
4718 College Park
San Antonio, TX 78249

Reference: XENCO Report No: **372041**
Hillcrest
Project Address: TX

Carrie Holderfield:

We are reporting to you the results of the analyses performed on the samples received under the project name referenced above and identified with the XENCO Report Number 372041. All results being reported under this Report Number apply to the samples analyzed and properly identified with a Laboratory ID number. Subcontracted analyses are identified in this report with either the NELAC certification number of the subcontract lab in the analyst ID field, or the complete subcontracted report attached to this report.

Unless otherwise noted in a Case Narrative, all data reported in this Analytical Report are in compliance with NELAC standards. Estimation of data uncertainty for this report is found in the quality control section of this report unless otherwise noted. Should insufficient sample be provided to the laboratory to meet the method and NELAC Matrix Duplicate and Matrix Spike requirements, then the data will be analyzed, evaluated and reported using all other available quality control measures.

The validity and integrity of this report will remain intact as long as it is accompanied by this letter and reproduced in full, unless written approval is granted by XENCO Laboratories. This report will be filed for at least 5 years in our archives after which time it will be destroyed without further notice, unless otherwise arranged with you. The samples received, and described as recorded in Report No. 372041 will be filed for 60 days, and after that time they will be properly disposed without further notice, unless otherwise arranged with you. We reserve the right to return to you any unused samples, extracts or solutions related to them if we consider so necessary (e.g., samples identified as hazardous waste, sample sizes exceeding analytical standard practices, controlled substances under regulated protocols, etc).

We thank you for selecting XENCO Laboratories to serve your analytical needs. If you have any questions concerning this report, please feel free to contact us at any time.

Respectfully,

Carlos Castro

Managing Director, Texas

Recipient of the Prestigious Small Business Administration Award of Excellence in 1994.
Certified and approved by numerous States and Agencies.
A Small Business and Minority Status Company that delivers SERVICE and QUALITY
Houston - Dallas - San Antonio - Austin - Tampa - Miami - Atlanta - Corpus Christi - Latin America

Sample Cross Reference 372041

Geo Strata Environmental Consultants, San Antonio, TX

Hillcrest

Sample Id	Matrix	Date Collected	Sample Depth	Lab Sample Id
Rinsate Blank #4	W	May-07-10 13:00		372041-001
Pena Grab	S	May-07-10 13:25		372041-002

CASE NARRATIVE SUMMARY

Client Name: ***Geo Strata Environmental Consultan***

Project Name: ***Hillcrest***

Project ID:	*760-SL10*	*Report Date:*	*16-JUN-10*
Work Order Number:	*372041*	*Date Received:*	*08-MAY-10*

This report was revised on June 16, 2010 to correct the Mercury unadjusted MDL and MQL, as well as for the dilution factor, for "Pena Grab" (372041-002) and the laboratory blank (563259-1-BLK).

Carlos Castro
Managing Director, Texas

Sample Id: **Rinsate Blank #4**	Matrix:Water	Sample Depth:	
Lab Sample Id: **372041-001**	Date Collected: May-07-10 13:00	Date Received: May-08-10 08:30	

Analytical Method: **VOAs by SW-846 8260** % Moist: Prep Method: 5030B

Date Anal: May-11-10 15:33 Analyst: CYE Date Prep: May-11-10 14:55 Tech: CYE

Anal seq: 806147 Prep seq: 563021

Parameter	CAS Number	Result	MQL UnAdj	MQL Adj	MDL UnAdj	SDL	Units	Flag	Dil
Benzene	71-43-2	U	0.005	0.005	0.0010	0.001	mg/L	U	1
Bromobenzene	108-86-1	U	0.005	0.005	0.0010	0.001	mg/L	U	1
Bromochloromethane	74-97-5	U	0.005	0.005	0.0010	0.001	mg/L	U	1
Bromodichloromethane	75-27-4	U	0.005	0.005	0.0010	0.001	mg/L	U	1
Bromoform	75-25-2	U	0.005	0.005	0.0010	0.001	mg/L	U	1
Bromomethane	74-83-9	U	0.005	0.005	0.0010	0.001	mg/L	U	1
MTBE	1634-04-4	U	0.005	0.005	0.0010	0.001	mg/L	U	1
tert-Butylbenzene	98-06-6	U	0.005	0.005	0.0010	0.001	mg/L	U	1
Sec-Butylbenzene	135-98-8	U	0.005	0.005	0.0010	0.001	mg/L	U	1
n-Butylbenzene	104-51-8	U	0.005	0.005	0.0010	0.001	mg/L	U	1
Carbon Tetrachloride	56-23-5	U	0.005	0.005	0.0010	0.001	mg/L	U	1
Chlorobenzene	108-90-7	U	0.005	0.005	0.0010	0.001	mg/L	U	1
Chloroethane	75-00-3	U	0.010	0.010	0.0020	0.002	mg/L	U	1
Chloroform	67-66-3	U	0.005	0.005	0.0010	0.001	mg/L	U	1
Chloromethane	74-87-3	U	0.010	0.010	0.0020	0.002	mg/L	U	1
2-Chlorotoluene	95-49-8	U	0.005	0.005	0.0010	0.001	mg/L	U	1
4-Chlorotoluene	106-43-4	U	0.005	0.005	0.0010	0.001	mg/L	U	1
p-Cymene (p-Isopropyltoluene)	99-87-6	U	0.005	0.005	0.0010	0.001	mg/L	U	1
1,2-Dibromo-3-Chloropropane	96-12-8	U	0.005	0.005	0.0010	0.001	mg/L	U	1
Dibromochloromethane	124-48-1	U	0.005	0.005	0.0010	0.001	mg/L	U	1
Dibromomethane	74-95-3	U	0.005	0.005	0.0010	0.001	mg/L	U	1
1,2-Dichlorobenzene	95-50-1	U	0.005	0.005	0.0010	0.001	mg/L	U	1
1,3-Dichlorobenzene	541-73-1	U	0.005	0.005	0.0010	0.001	mg/L	U	1
1,4-Dichlorobenzene	106-46-7	U	0.005	0.005	0.0010	0.001	mg/L	U	1
Dichlorodifluoromethane	75-71-8	U	0.005	0.005	0.0010	0.001	mg/L	U	1
1,2-Dichloroethane	107-06-2	U	0.005	0.005	0.0010	0.001	mg/L	U	1
1,1-Dichloroethane	75-34-3	U	0.005	0.005	0.0010	0.001	mg/L	U	1
trans-1,2-dichloroethene	156-60-5	U	0.005	0.005	0.0010	0.001	mg/L	U	1
cis-1,2-Dichloroethene	156-59-2	U	0.005	0.005	0.0010	0.001	mg/L	U	1
1,1-Dichloroethene	75-35-4	U	0.005	0.005	0.0010	0.001	mg/L	U	1
2,2-Dichloropropane	594-20-7	U	0.005	0.005	0.0010	0.001	mg/L	U	1
1,3-Dichloropropane	142-28-9	U	0.005	0.005	0.0010	0.001	mg/L	U	1
1,2-Dichloropropane	78-87-5	U	0.005	0.005	0.0010	0.001	mg/L	U	1
trans-1,3-dichloropropene	10061-02-6	U	0.005	0.005	0.0010	0.001	mg/L	U	1
1,1-Dichloropropene	563-58-6	U	0.005	0.005	0.0010	0.001	mg/L	U	1
cis-1,3-Dichloropropene	10061-01-5	U	0.005	0.005	0.0010	0.001	mg/L	U	1
Ethylbenzene	100-41-4	U	0.005	0.005	0.0010	0.001	mg/L	U	1
Hexachlorobutadiene	87-68-3	U	0.005	0.005	0.0010	0.001	mg/L	U	1
isopropylbenzene	98-82-8	U	0.005	0.005	0.0010	0.001	mg/L	U	1
Naphthalene	91-20-3	U	0.010	0.010	0.0020	0.002	mg/L	U	1
n-Propylbenzene	103-65-1	U	0.005	0.005	0.0010	0.001	mg/L	U	1
Styrene	100-42-5	U	0.005	0.005	0.0010	0.001	mg/L	U	1
1,1,1,2-Tetrachloroethane	630-20-6	U	0.005	0.005	0.0010	0.001	mg/L	U	1

Geo Strata Environmental Consultants, San Antonio, TX

Hillcrest

Sample Id: **Rinsate Blank #4**	Matrix:Water	Sample Depth:	
Lab Sample Id: **372041-001**	Date Collected: May-07-10 13:00	Date Received: May-08-10 08:30	

Analytical Method: **VOAs by SW-846 8260** % Moist: Prep Method: 5030B

Date Anal: May-11-10 15:33 Analyst: CYE Date Prep: May-11-10 14:55 Tech: CYE

Anal seq: 806147 Prep seq: 563021

Parameter	CAS Number	Result	MQL UnAdj	MQL Adj	MDL UnAdj	SDL	Units	Flag	Dil
1,1,2,2-Tetrachloroethane	79-34-5	U	0.005	0.005	0.0010	0.001	mg/L	U	1
Toluene	108-88-3	U	0.005	0.005	0.0010	0.001	mg/L	U	1
1,2,4-Trichlorobenzene	120-82-1	U	0.005	0.005	0.0010	0.001	mg/L	U	1
1,2,3-Trichlorobenzene	87-61-6	U	0.005	0.005	0.0010	0.001	mg/L	U	1
1,1,2-Trichloroethane	79-00-5	U	0.005	0.005	0.0010	0.001	mg/L	U	1
1,1,1-Trichloroethane	71-55-6	U	0.005	0.005	0.0010	0.001	mg/L	U	1
Trichloroethene	79-01-6	U	0.005	0.005	0.0010	0.001	mg/L	U	1
Trichlorofluoromethane	75-69-4	U	0.005	0.005	0.0010	0.001	mg/L	U	1
1,2,3-Trichloropropane	96-18-4	U	0.005	0.005	0.0010	0.001	mg/L	U	1
1,2,4-Trimethylbenzene	95-63-6	U	0.005	0.005	0.0010	0.001	mg/L	U	1
1,3,5-trimethylbenzene	108-67-8	U	0.005	0.005	0.0010	0.001	mg/L	U	1
o-Xylene	95-47-6	U	0.005	0.005	0.0010	0.001	mg/L	U	1
m,p-Xylenes	179601-23-1	U	0.010	0.010	0.0020	0.002	mg/L	U	1
Methylene Chloride	75-09-2	U	0.005	0.005	0.0010	0.001	mg/L	U	1
Tetrachloroethylene	127-18-4	U	0.005	0.005	0.0010	0.001	mg/L	U	1
Vinyl Chloride	75-01-4	U	0.002	0.002	0.0004	0.001	mg/L	U	1

Sample Id: **Pena Grab**	Matrix:Soil	Sample Depth:	
Lab Sample Id: **372041-002**	Date Collected: May-07-10 13:25	Date Received: May-08-10 08:30	

Analytical Method: **VOAs by SW-846 8260** % Moist: 5.2 Prep Method: 5030B

Date Anal: May-18-10 13:44 Analyst: CYE Date Prep: May-18-10 13:25 Tech: CYE

Anal seq: 807082 Prep seq: 563551

Parameter	CAS Number	Result	MQL UnAdj	MQL Adj	MDL UnAdj	SDL	Units	Flag	Dil
Benzene	71-43-2	U	0.005	0.005	0.0010	0.001	mg/kg	U	1
Bromobenzene	108-86-1	U	0.005	0.005	0.0010	0.001	mg/kg	U	1
Bromochloromethane	74-97-5	U	0.005	0.005	0.0010	0.001	mg/kg	U	1
Bromodichloromethane	75-27-4	U	0.005	0.005	0.0010	0.001	mg/kg	U	1
Bromoform	75-25-2	U	0.005	0.005	0.0010	0.001	mg/kg	U	1
Bromomethane	74-83-9	U	0.005	0.005	0.0010	0.001	mg/kg	U	1
MTBE	1634-04-4	U	0.005	0.005	0.0010	0.001	mg/kg	U	1
tert-Butylbenzene	98-06-6	U	0.005	0.005	0.0010	0.001	mg/kg	U	1
Sec-Butylbenzene	135-98-8	U	0.005	0.005	0.0010	0.001	mg/kg	U	1
n-Butylbenzene	104-51-8	U	0.005	0.005	0.0010	0.001	mg/kg	U	1
Carbon Tetrachloride	56-23-5	U	0.005	0.005	0.0010	0.001	mg/kg	U	1
Chlorobenzene	108-90-7	U	0.005	0.005	0.0010	0.001	mg/kg	U	1
Chloroethane	75-00-3	U	0.010	0.011	0.0020	0.002	mg/kg	U	1
Chloroform	67-66-3	U	0.005	0.005	0.0010	0.001	mg/kg	U	1
Chloromethane	74-87-3	U	0.010	0.011	0.0020	0.002	mg/kg	U	1
2-Chlorotoluene	95-49-8	U	0.005	0.005	0.0010	0.001	mg/kg	U	1
4-Chlorotoluene	106-43-4	U	0.005	0.005	0.0010	0.001	mg/kg	U	1
p-Cymene (p-Isopropyltoluene)	99-87-6	U	0.005	0.005	0.0010	0.001	mg/kg	U	1
1,2-Dibromo-3-Chloropropane	96-12-8	U	0.005	0.005	0.0010	0.001	mg/kg	U	1
Dibromochloromethane	124-48-1	U	0.005	0.005	0.0010	0.001	mg/kg	U	1
Dibromomethane	74-95-3	U	0.005	0.005	0.0010	0.001	mg/kg	U	1
1,2-Dichlorobenzene	95-50-1	U	0.005	0.005	0.0010	0.001	mg/kg	U	1
1,3-Dichlorobenzene	541-73-1	U	0.005	0.005	0.0010	0.001	mg/kg	U	1
1,4-Dichlorobenzene	106-46-7	U	0.005	0.005	0.0010	0.001	mg/kg	U	1
Dichlorodifluoromethane	75-71-8	U	0.005	0.005	0.0010	0.001	mg/kg	U	1
1,2-Dichloroethane	107-06-2	U	0.005	0.005	0.0010	0.001	mg/kg	U	1
1,1-Dichloroethane	75-34-3	U	0.005	0.005	0.0010	0.001	mg/kg	U	1
trans-1,2-dichloroethene	156-60-5	U	0.005	0.005	0.0010	0.001	mg/kg	U	1
cis-1,2-Dichloroethene	156-59-2	U	0.005	0.005	0.0010	0.001	mg/kg	U	1
1,1-Dichloroethene	75-35-4	U	0.005	0.005	0.0010	0.001	mg/kg	U	1
2,2-Dichloropropane	594-20-7	U	0.005	0.005	0.0010	0.001	mg/kg	U	1
1,3-Dichloropropane	142-28-9	U	0.005	0.005	0.0010	0.001	mg/kg	U	1
1,2-Dichloropropane	78-87-5	U	0.005	0.005	0.0010	0.001	mg/kg	U	1
trans-1,3-dichloropropene	10061-02-6	U	0.005	0.005	0.0010	0.001	mg/kg	U	1
1,1-Dichloropropene	563-58-6	U	0.005	0.005	0.0010	0.001	mg/kg	U	1
cis-1,3-Dichloropropene	10061-01-5	U	0.005	0.005	0.0010	0.001	mg/kg	U	1
Ethylbenzene	100-41-4	U	0.005	0.005	0.0010	0.001	mg/kg	U	1
Hexachlorobutadiene	87-68-3	U	0.005	0.005	0.0010	0.001	mg/kg	U	1
isopropylbenzene	98-82-8	U	0.005	0.005	0.0010	0.001	mg/kg	U	1
Methylene Chloride	75-09-2	U	0.020	0.021	0.0040	0.004	mg/kg	U	1
Naphthalene	91-20-3	U	0.010	0.011	0.0020	0.002	mg/kg	U	1
n-Propylbenzene	103-65-1	U	0.005	0.005	0.0010	0.001	mg/kg	U	1
Styrene	100-42-5	U	0.005	0.005	0.0010	0.001	mg/kg	U	1

Sample Id: **Pena Grab**	Matrix:Soil	Sample Depth:	
Lab Sample Id: **372041-002**	Date Collected: May-07-10 13:25	Date Received: May-08-10 08:30	

Analytical Method: **VOAs by SW-846 8260** % Moist: 5.2 Prep Method: 5030B

Date Anal: May-18-10 13:44 Analyst: CYE Date Prep: May-18-10 13:25 Tech: CYE

Anal seq: 807082 Prep seq: 563551

Parameter	CAS Number	Result	MQL UnAdj	MQL Adj	MDL UnAdj	SDL	Units	Flag	Dil
1,1,1,2-Tetrachloroethane	630-20-6	U	0.005	0.005	0.0010	0.001	mg/kg	U	1
1,1,2,2-Tetrachloroethane	79-34-5	U	0.005	0.005	0.0010	0.001	mg/kg	U	1
Tetrachloroethylene	127-18-4	U	0.005	0.005	0.0010	0.001	mg/kg	U	1
Toluene	108-88-3	U	0.005	0.005	0.0010	0.001	mg/kg	U	1
1,2,4-Trichlorobenzene	120-82-1	U	0.005	0.005	0.0010	0.001	mg/kg	U	1
1,2,3-Trichlorobenzene	87-61-6	U	0.005	0.005	0.0010	0.001	mg/kg	U	1
1,1,2-Trichloroethane	79-00-5	U	0.005	0.005	0.0010	0.001	mg/kg	U	1
1,1,1-Trichloroethane	71-55-6	U	0.005	0.005	0.0010	0.001	mg/kg	U	1
Trichloroethene	79-01-6	U	0.005	0.005	0.0010	0.001	mg/kg	U	1
Trichlorofluoromethane	75-69-4	U	0.005	0.005	0.0010	0.001	mg/kg	U	1
1,2,3-Trichloropropane	96-18-4	U	0.005	0.005	0.0010	0.001	mg/kg	U	1
1,2,4-Trimethylbenzene	95-63-6	U	0.005	0.005	0.0010	0.001	mg/kg	U	1
1,3,5-trimethylbenzene	108-67-8	U	0.005	0.005	0.0010	0.001	mg/kg	U	1
Vinyl Chloride	75-01-4	U	0.002	0.002	0.0004	0.001	mg/kg	U	1
o-Xylene	95-47-6	U	0.005	0.005	0.0010	0.001	mg/kg	U	1
m,p-Xylenes	179601-23-1	U	0.010	0.011	0.0020	0.002	mg/kg	U	1

Sample Id: **Pena Grab**	Matrix:Soil	Sample Depth:	
Lab Sample Id: **372041-002**	Date Collected: May-07-10 13:25	Date Received: May-08-10 08:30	

Analytical Method: **SVOCs by EPA 8270C** % Moist: 5.2 Prep Method: 3550B

Date Anal: May-13-10 11:53 Analyst: DAE Date Prep: May-11-10 10:24 Tech: DAE

Anal seq: 806468 Prep seq: 562961

Parameter	CAS Number	Result	MQL UnAdj	MQL Adj	MDL UnAdj	SDL	Units	Flag	Dil
Acenaphthene	83-32-9	U	0.167	1.75	0.0333	0.351	mg/kg	U	10
Acenaphthylene	208-96-8	U	0.167	1.75	0.0333	0.351	mg/kg	U	10
Aniline (Phenylamine, Aminobenzene)	62-53-3	U	0.667	7.01	0.0353	0.371	mg/kg	U	10
Anthracene	120-12-7	U	0.167	1.75	0.0446	0.469	mg/kg	U	10
Benzo(a)anthracene	56-55-3	U	0.167	1.75	0.0333	0.351	mg/kg	U	10
Benzo(a)pyrene	50-32-8	U	0.167	1.75	0.0333	0.351	mg/kg	U	10
Benzo(b)fluoranthene	205-99-2	U	0.167	1.75	0.0333	0.351	mg/kg	U	10
Benzo(g,h,i)perylene	191-24-2	U	0.167	1.75	0.0333	0.351	mg/kg	U	10
Benzo(k)fluoranthene	207-08-9	U	0.167	1.75	0.0340	0.357	mg/kg	U	10
Benzoic Acid	65-85-0	U	1.00	10.5	0.2980	3.14	mg/kg	U	10
Benzyl Butyl Phthalate	85-68-7	U	0.167	1.75	0.0382	0.402	mg/kg	U	10
bis(2-chloroethoxy) methane	111-91-1	U	0.333	3.51	0.0333	0.351	mg/kg	U	10
bis(2-chloroethyl) ether	111-44-4	U	0.333	3.51	0.0333	0.351	mg/kg	U	10
bis(2-chloroisopropyl) ether	108-60-1	U	0.333	3.51	0.0455	0.479	mg/kg	U	10
bis(2-ethylhexyl) phthalate	117-81-7	U	0.167	1.75	0.0333	0.351	mg/kg	U	10
4-Bromophenyl-phenylether	101-55-3	U	0.333	3.51	0.0452	0.476	mg/kg	U	10
di-n-Butyl Phthalate	84-74-2	U	0.167	1.75	0.0333	0.351	mg/kg	U	10
4-chloro-3-methylphenol	59-50-7	U	0.333	3.51	0.0407	0.428	mg/kg	U	10
4-Chloroaniline	106-47-8	U	0.667	7.01	0.0333	0.351	mg/kg	U	10
2-Chloronaphthalene	91-58-7	U	0.333	3.51	0.0333	0.351	mg/kg	U	10
2-Chlorophenol	95-57-8	U	0.333	3.51	0.0333	0.351	mg/kg	U	10
4-Chlorophenyl Phenyl Ether	7005-72-3	U	0.333	3.51	0.0333	0.351	mg/kg	U	10
Chrysene	218-01-9	U	0.167	1.75	0.0333	0.351	mg/kg	U	10
Dibenz(a,h)Anthracene	53-70-3	U	0.167	1.75	0.0404	0.425	mg/kg	U	10
Dibenzofuran	132-64-9	U	0.333	3.51	0.0369	0.388	mg/kg	U	10
1,2-Dichlorobenzene	95-50-1	U	0.333	3.51	0.0333	0.351	mg/kg	U	10
1,3-Dichlorobenzene	541-73-1	U	0.333	3.51	0.0333	0.351	mg/kg	U	10
1,4-Dichlorobenzene	106-46-7	U	0.333	3.51	0.0376	0.395	mg/kg	U	10
3,3-Dichlorobenzidine	91-94-1	U	0.333	3.51	0.0637	0.670	mg/kg	U	10
2,4-Dichlorophenol	120-83-2	U	0.333	3.51	0.0333	0.351	mg/kg	U	10
Diethyl Phthalate *	84-66-2	U	0.167	1.75	0.0333	0.351	mg/kg	U	10
Dimethyl Phthalate	131-11-3	U	0.167	1.75	0.0379	0.399	mg/kg	U	10
2,4-Dimethylphenol	105-67-9	U	0.333	3.51	0.0333	0.351	mg/kg	U	10
4,6-dinitro-2-methyl phenol	534-52-1	U	0.333	3.51	0.0377	0.397	mg/kg	U	10
2,4-Dinitrophenol	51-28-5	U	0.333	3.51	0.0333	0.351	mg/kg	U	10
2,4-Dinitrotoluene	121-14-2	U	0.333	3.51	0.0436	0.459	mg/kg	U	10
2,6-Dinitrotoluene	606-20-2	U	0.333	3.51	0.0333	0.351	mg/kg	U	10
Fluoranthene	206-44-0	U	0.167	1.75	0.0367	0.386	mg/kg	U	10
Fluorene	86-73-7	U	0.167	1.75	0.0333	0.351	mg/kg	U	10
Hexachlorobenzene	118-74-1	U	0.333	3.51	0.0337	0.354	mg/kg	U	10
Hexachlorobutadiene	87-68-3	U	0.333	3.51	0.0333	0.351	mg/kg	U	10
Hexachlorocyclopentadiene	77-47-4	U	0.333	3.51	0.0333	0.351	mg/kg	U	10
Hexachloroethane	67-72-1	U	0.333	3.51	0.0357	0.375	mg/kg	U	10

Sample Id: **Pena Grab**	Matrix:Soil	Sample Depth:	
Lab Sample Id: **372041-002**	Date Collected: May-07-10 13:25	Date Received: May-08-10 08:30	

Analytical Method: **SVOCs by EPA 8270C** % Moist: 5.2 Prep Method: 3550B

Date Anal: May-13-10 11:53 Analyst: DAE Date Prep: May-11-10 10:24 Tech: DAE

Anal seq: 806468 Prep seq: 562961

Parameter	CAS Number	Result	MQL UnAdj	MQL Adj	MDL UnAdj	SDL	Units	Flag	Dil
Indeno(1,2,3-c,d)Pyrene	193-39-5	U	0.167	1.75	0.0487	0.512	mg/kg	U	10
Isophorone	78-59-1	U	0.333	3.51	0.0540	0.568	mg/kg	U	10
2-Methylnaphthalene	91-57-6	16.9	0.167	1.75	0.0350	0.368	mg/kg		10
2-methylphenol	95-48-7	U	0.333	3.51	0.0415	0.436	mg/kg	U	10
3&4-Methylphenol	3/4-CRESOI	U	0.333	3.51	0.0675	0.710	mg/kg	U	10
Naphthalene	91-20-3	20.4	0.167	1.75	0.0357	0.375	mg/kg		10
4-Nitroaniline	100-01-6	U	0.667	7.01	0.0560	0.589	mg/kg	U	10
3-Nitroaniline	99-09-2	U	0.333	3.51	0.0709	0.745	mg/kg	U	10
2-Nitroaniline	88-74-4	U	0.333	3.51	0.0348	0.366	mg/kg	U	10
Nitrobenzene	98-95-3	U	0.333	3.51	0.0333	0.351	mg/kg	U	10
2-Nitrophenol	88-75-5	U	0.333	3.51	0.0333	0.351	mg/kg	U	10
4-Nitrophenol	100-02-7	U	0.333	3.51	0.0579	0.609	mg/kg	U	10
N-Nitrosodi-n-Propylamine	621-64-7	U	0.333	3.51	0.0333	0.351	mg/kg	U	10
N-Nitrosodiphenylamine	86-30-6	U	0.333	3.51	0.0402	0.422	mg/kg	U	10
di-n-Octyl Phthalate	117-84-0	U	0.167	1.75	0.0333	0.351	mg/kg	U	10
Pentachlorophenol	87-86-5	U	0.333	3.51	0.0474	0.499	mg/kg	U	10
Phenanthrene	85-01-8	0.529	0.167	1.75	0.0333	0.351	mg/kg	J	10
Phenol	108-95-2	U	0.333	3.51	0.0333	0.351	mg/kg	U	10
Pyrene	129-00-0	0.414	0.167	1.75	0.0380	0.400	mg/kg	J	10
Pyridine	110-86-1	U	0.333	3.51	0.1230	1.29	mg/kg	U	10
1,2,4-Trichlorobenzene	120-82-1	U	0.333	3.51	0.0333	0.351	mg/kg	U	10
2,4,6-Trichlorophenol	88-06-2	U	0.333	3.51	0.0368	0.387	mg/kg	U	10
2,4,5-Trichlorophenol	95-95-4	U	0.333	3.51	0.0333	0.351	mg/kg	U	10

Analytical Method: **Total RCRA by EPA 6020** % Moist: 5.2 Prep Method: 3050B

Date Anal: May-18-10 11:09 Analyst: HAT Date Prep: May-14-10 10:20 Tech: HAT

Anal seq: 806955 Prep seq: 563294

Parameter	CAS Number	Result	MQL UnAdj	MQL Adj	MDL UnAdj	SDL	Units	Flag	Dil
Arsenic	7440-38-2	1.17	0.200	0.177	0.1000	0.089	mg/kg		1
Barium	7440-39-3	190	0.500	0.443	0.1000	0.089	mg/kg		1
Cadmium	7440-43-9	1.08	0.100	0.089	0.0200	0.018	mg/kg		1
Lead	7439-92-1	1840	0.200	0.177	0.1000	0.089	mg/kg		1
Selenium	7782-49-2	0.266	0.300	0.266	0.1000	0.089	mg/kg		1
Silver	7440-22-4	0.186	0.200	0.177	0.1000	0.089	mg/kg		1
Chromium	7440-47-3	9.15	0.300	0.266	0.1000	0.089	mg/kg		1

Geo Strata Environmental Consultants, San Antonio, TX

Hillcrest

Sample Id: **Pena Grab**	Matrix:Soil	Sample Depth:	
Lab Sample Id: **372041-002**	Date Collected: May-07-10 13:25	Date Received: May-08-10 08:30	

Analytical Method: **Mercury by SW 7471A** % Moist: 5.2 Prep Method:

Date Anal: May-14-10 11:19 Analyst: LATCOR Date Prep: May-14-10 08:30 Tech: LATCOR

Anal seq: 806574 Prep seq: 563259

Parameter	CAS Number	Result	MQL UnAdj	MQL Adj	MDL UnAdj	SDL	Units	Flag	Dil
Mercury	7439-97-6	0.02690	0.01250	0.01319	0.0063	0.00659	mg/kg		1

Analytical Method: **Percent Moisture** % Moist: Prep Method:

Date Anal: May-10-10 16:33 Analyst: JSO Date Prep: Tech: JSO

Anal seq: 805876 Prep seq:

Parameter	CAS Number	Result	MQL UnAdj	MQL Adj	MDL UnAdj	SDL	Units	Flag	Dil
Percent Moisture	TMOIST	5.20					%		

Sample Id: **562961-1-BLK**	Matrix:Solid	Sample Depth:	
Lab Sample Id: **562961-1-BLK**	Date Collected:	Date Received:	May-08-10 08:30

Analytical Method: **SVOCs by EPA 8270C** % Moist: Prep Method: 3550B

Date Anal: May-13-10 10:17 Analyst: DAE Date Prep: May-11-10 10:15 Tech: DAE

Anal seq: 806468 Prep seq: 562961

Parameter	CAS Number	Result	MQL UnAdj	MQL Adj	MDL UnAdj	SDL	Units	Flag	Dil
Acenaphthene	83-32-9	U	0.167	0.167	0.0333	0.033	mg/kg	U	1
Acenaphthylene	208-96-8	U	0.167	0.167	0.0333	0.033	mg/kg	U	1
Aniline (Phenylamine, Aminobenzene)	62-53-3	U	0.667	0.666	0.0353	0.035	mg/kg	U	1
Anthracene	120-12-7	U	0.167	0.167	0.0446	0.045	mg/kg	U	1
Benzo(a)anthracene	56-55-3	U	0.167	0.167	0.0333	0.033	mg/kg	U	1
Benzo(a)pyrene	50-32-8	U	0.167	0.167	0.0333	0.033	mg/kg	U	1
Benzo(b)fluoranthene	205-99-2	U	0.167	0.167	0.0333	0.033	mg/kg	U	1
Benzo(g,h,i)perylene	191-24-2	U	0.167	0.167	0.0333	0.033	mg/kg	U	1
Benzo(k)fluoranthene	207-08-9	U	0.167	0.167	0.0340	0.034	mg/kg	U	1
Benzoic Acid	65-85-0	U	1.00	1.00	0.2980	0.298	mg/kg	U	1
Benzyl Butyl Phthalate	85-68-7	U	0.167	0.167	0.0382	0.038	mg/kg	U	1
bis(2-chloroethoxy) methane	111-91-1	U	0.333	0.333	0.0333	0.033	mg/kg	U	1
bis(2-chloroethyl) ether	111-44-4	U	0.333	0.333	0.0333	0.033	mg/kg	U	1
bis(2-chloroisopropyl) ether	108-60-1	U	0.333	0.333	0.0455	0.046	mg/kg	U	1
bis(2-ethylhexyl) phthalate	117-81-7	U	0.167	0.167	0.0333	0.033	mg/kg	U	1
4-Bromophenyl-phenylether	101-55-3	U	0.333	0.333	0.0452	0.045	mg/kg	U	1
di-n-Butyl Phthalate	84-74-2	U	0.167	0.167	0.0333	0.033	mg/kg	U	1
4-chloro-3-methylphenol	59-50-7	U	0.333	0.333	0.0407	0.041	mg/kg	U	1
4-Chloroaniline	106-47-8	U	0.667	0.666	0.0333	0.033	mg/kg	U	1
2-Chloronaphthalene	91-58-7	U	0.333	0.333	0.0333	0.033	mg/kg	U	1
2-Chlorophenol	95-57-8	U	0.333	0.333	0.0333	0.033	mg/kg	U	1
4-Chlorophenyl Phenyl Ether	7005-72-3	U	0.333	0.333	0.0333	0.033	mg/kg	U	1
Chrysene	218-01-9	U	0.167	0.167	0.0333	0.033	mg/kg	U	1
Dibenz(a,h)Anthracene	53-70-3	U	0.167	0.167	0.0404	0.040	mg/kg	U	1
Dibenzofuran	132-64-9	U	0.333	0.333	0.0369	0.037	mg/kg	U	1
1,2-Dichlorobenzene	95-50-1	U	0.333	0.333	0.0333	0.033	mg/kg	U	1
1,3-Dichlorobenzene	541-73-1	U	0.333	0.333	0.0333	0.033	mg/kg	U	1
1,4-Dichlorobenzene	106-46-7	U	0.333	0.333	0.0376	0.038	mg/kg	U	1
3,3-Dichlorobenzidine	91-94-1	U	0.333	0.333	0.0637	0.064	mg/kg	U	1
2,4-Dichlorophenol	120-83-2	U	0.333	0.333	0.0333	0.033	mg/kg	U	1
Diethyl Phthalate *	84-66-2	U	0.167	0.167	0.0333	0.033	mg/kg	U	1
Dimethyl Phthalate	131-11-3	U	0.167	0.167	0.0379	0.038	mg/kg	U	1
2,4-Dimethylphenol	105-67-9	U	0.333	0.333	0.0333	0.033	mg/kg	U	1
4,6-dinitro-2-methyl phenol	534-52-1	U	0.333	0.333	0.0377	0.038	mg/kg	U	1
2,4-Dinitrophenol	51-28-5	U	0.333	0.333	0.0333	0.033	mg/kg	U	1
2,4-Dinitrotoluene	121-14-2	U	0.333	0.333	0.0436	0.044	mg/kg	U	1
2,6-Dinitrotoluene	606-20-2	U	0.333	0.333	0.0333	0.033	mg/kg	U	1
Fluoranthene	206-44-0	U	0.167	0.167	0.0367	0.037	mg/kg	U	1
Fluorene	86-73-7	U	0.167	0.167	0.0333	0.033	mg/kg	U	1
Hexachlorobenzene	118-74-1	U	0.333	0.333	0.0337	0.034	mg/kg	U	1
Hexachlorobutadiene	87-68-3	U	0.333	0.333	0.0333	0.033	mg/kg	U	1
Hexachlorocyclopentadiene	77-47-4	U	0.333	0.333	0.0333	0.033	mg/kg	U	1
Hexachloroethane	67-72-1	U	0.333	0.333	0.0357	0.036	mg/kg	U	1

Sample Id: **562961-1-BLK**	Matrix:Solid	Sample Depth:	
Lab Sample Id: **562961-1-BLK**	Date Collected:	Date Received:	May-08-10 08:30

Analytical Method: **SVOCs by EPA 8270C** % Moist: Prep Method: 3550B

Date Anal: May-13-10 10:17 Analyst: DAE Date Prep: May-11-10 10:15 Tech: DAE

Anal seq: 806468 Prep seq: 562961

Parameter	CAS Number	Result	MQL UnAdj	MQL Adj	MDL UnAdj	SDL	Units	Flag	Dil
Indeno(1,2,3-c,d)Pyrene	193-39-5	U	0.167	0.167	0.0487	0.049	mg/kg	U	1
Isophorone	78-59-1	U	0.333	0.333	0.0540	0.054	mg/kg	U	1
2-Methylnaphthalene	91-57-6	U	0.167	0.167	0.0350	0.035	mg/kg	U	1
2-methylphenol	95-48-7	U	0.333	0.333	0.0415	0.042	mg/kg	U	1
3&4-Methylphenol	3/4-CRESOL	U	0.333	0.333	0.0675	0.067	mg/kg	U	1
Naphthalene	91-20-3	U	0.167	0.167	0.0357	0.036	mg/kg	U	1
4-Nitroaniline	100-01-6	U	0.667	0.666	0.0560	0.056	mg/kg	U	1
3-Nitroaniline	99-09-2	U	0.333	0.333	0.0709	0.071	mg/kg	U	1
2-Nitroaniline	88-74-4	U	0.333	0.333	0.0348	0.035	mg/kg	U	1
Nitrobenzene	98-95-3	U	0.333	0.333	0.0333	0.033	mg/kg	U	1
2-Nitrophenol	88-75-5	U	0.333	0.333	0.0333	0.033	mg/kg	U	1
4-Nitrophenol	100-02-7	U	0.333	0.333	0.0579	0.058	mg/kg	U	1
N-Nitrosodi-n-Propylamine	621-64-7	U	0.333	0.333	0.0333	0.033	mg/kg	U	1
N-Nitrosodiphenylamine	86-30-6	U	0.333	0.333	0.0402	0.040	mg/kg	U	1
di-n-Octyl Phthalate	117-84-0	U	0.167	0.167	0.0333	0.033	mg/kg	U	1
Pentachlorophenol	87-86-5	U	0.333	0.333	0.0474	0.047	mg/kg	U	1
Phenanthrene	85-01-8	U	0.167	0.167	0.0333	0.033	mg/kg	U	1
Phenol	108-95-2	U	0.333	0.333	0.0333	0.033	mg/kg	U	1
Pyrene	129-00-0	U	0.167	0.167	0.0380	0.038	mg/kg	U	1
Pyridine	110-86-1	U	0.333	0.333	0.1230	0.123	mg/kg	U	1
1,2,4-Trichlorobenzene	120-82-1	U	0.333	0.333	0.0333	0.033	mg/kg	U	1
2,4,6-Trichlorophenol	88-06-2	U	0.333	0.333	0.0368	0.037	mg/kg	U	1
2,4,5-Trichlorophenol	95-95-4	U	0.333	0.333	0.0333	0.033	mg/kg	U	1

Sample Id: **563021-1-BLK**	Matrix:Water	Sample Depth:	
Lab Sample Id: **563021-1-BLK**	Date Collected:	Date Received:	May-08-10 08:30

Analytical Method: **VOAs by SW-846 8260** % Moist: Prep Method: 5030B

Date Anal: May-11-10 11:47 Analyst: CYE Date Prep: May-11-10 09:48 Tech: CYE

Anal seq: 806147 Prep seq: 563021

Parameter	CAS Number	Result	MQL UnAdj	MQL Adj	MDL UnAdj	SDL	Units	Flag	Dil
Benzene	71-43-2	U	0.005	0.005	0.0010	0.001	mg/L	U	1
Bromobenzene	108-86-1	U	0.005	0.005	0.0010	0.001	mg/L	U	1
Bromochloromethane	74-97-5	U	0.005	0.005	0.0010	0.001	mg/L	U	1
Bromodichloromethane	75-27-4	U	0.005	0.005	0.0010	0.001	mg/L	U	1
Bromoform	75-25-2	U	0.005	0.005	0.0010	0.001	mg/L	U	1
Bromomethane	74-83-9	U	0.005	0.005	0.0010	0.001	mg/L	U	1
MTBE	1634-04-4	U	0.005	0.005	0.0010	0.001	mg/L	U	1
tert-Butylbenzene	98-06-6	U	0.005	0.005	0.0010	0.001	mg/L	U	1
Sec-Butylbenzene	135-98-8	U	0.005	0.005	0.0010	0.001	mg/L	U	1
n-Butylbenzene	104-51-8	U	0.005	0.005	0.0010	0.001	mg/L	U	1
Carbon Tetrachloride	56-23-5	U	0.005	0.005	0.0010	0.001	mg/L	U	1
Chlorobenzene	108-90-7	U	0.005	0.005	0.0010	0.001	mg/L	U	1
Chloroethane	75-00-3	U	0.010	0.010	0.0020	0.002	mg/L	U	1
Chloroform	67-66-3	U	0.005	0.005	0.0010	0.001	mg/L	U	1
Chloromethane	74-87-3	U	0.010	0.010	0.0020	0.002	mg/L	U	1
2-Chlorotoluene	95-49-8	U	0.005	0.005	0.0010	0.001	mg/L	U	1
4-Chlorotoluene	106-43-4	U	0.005	0.005	0.0010	0.001	mg/L	U	1
p-Cymene (p-Isopropyltoluene)	99-87-6	U	0.005	0.005	0.0010	0.001	mg/L	U	1
1,2-Dibromo-3-Chloropropane	96-12-8	U	0.005	0.005	0.0010	0.001	mg/L	U	1
Dibromochloromethane	124-48-1	U	0.005	0.005	0.0010	0.001	mg/L	U	1
Dibromomethane	74-95-3	U	0.005	0.005	0.0010	0.001	mg/L	U	1
1,2-Dichlorobenzene	95-50-1	U	0.005	0.005	0.0010	0.001	mg/L	U	1
1,3-Dichlorobenzene	541-73-1	U	0.005	0.005	0.0010	0.001	mg/L	U	1
1,4-Dichlorobenzene	106-46-7	U	0.005	0.005	0.0010	0.001	mg/L	U	1
Dichlorodifluoromethane	75-71-8	U	0.005	0.005	0.0010	0.001	mg/L	U	1
1,2-Dichloroethane	107-06-2	U	0.005	0.005	0.0010	0.001	mg/L	U	1
1,1-Dichloroethane	75-34-3	U	0.005	0.005	0.0010	0.001	mg/L	U	1
trans-1,2-dichloroethene	156-60-5	U	0.005	0.005	0.0010	0.001	mg/L	U	1
cis-1,2-Dichloroethene	156-59-2	U	0.005	0.005	0.0010	0.001	mg/L	U	1
1,1-Dichloroethene	75-35-4	U	0.005	0.005	0.0010	0.001	mg/L	U	1
2,2-Dichloropropane	594-20-7	U	0.005	0.005	0.0010	0.001	mg/L	U	1
1,3-Dichloropropane	142-28-9	U	0.005	0.005	0.0010	0.001	mg/L	U	1
1,2-Dichloropropane	78-87-5	U	0.005	0.005	0.0010	0.001	mg/L	U	1
trans-1,3-dichloropropene	10061-02-6	U	0.005	0.005	0.0010	0.001	mg/L	U	1
1,1-Dichloropropene	563-58-6	U	0.005	0.005	0.0010	0.001	mg/L	U	1
cis-1,3-Dichloropropene	10061-01-5	U	0.005	0.005	0.0010	0.001	mg/L	U	1
Ethylbenzene	100-41-4	U	0.005	0.005	0.0010	0.001	mg/L	U	1
Hexachlorobutadiene	87-68-3	U	0.005	0.005	0.0010	0.001	mg/L	U	1
isopropylbenzene	98-82-8	U	0.005	0.005	0.0010	0.001	mg/L	U	1
Naphthalene	91-20-3	U	0.010	0.010	0.0020	0.002	mg/L	U	1
n-Propylbenzene	103-65-1	U	0.005	0.005	0.0010	0.001	mg/L	U	1
Styrene	100-42-5	U	0.005	0.005	0.0010	0.001	mg/L	U	1
1,1,1,2-Tetrachloroethane	630-20-6	U	0.005	0.005	0.0010	0.001	mg/L	U	1

Sample Id: **563021-1-BLK** Matrix:Water Sample Depth:

Lab Sample Id: **563021-1-BLK** Date Collected: Date Received: May-08-10 08:30

Analytical Method: **VOAs by SW-846 8260** % Moist: Prep Method: 5030B

Date Anal: May-11-10 11:47 Analyst: CYE Date Prep: May-11-10 09:48 Tech: CYE

Anal seq: 806147 Prep seq: 563021

Parameter	CAS Number	Result	MQL UnAdj	MQL Adj	MDL UnAdj	SDL	Units	Flag	Dil
1,1,2,2-Tetrachloroethane	79-34-5	U	0.005	0.005	0.0010	0.001	mg/L	U	1
Toluene	108-88-3	U	0.005	0.005	0.0010	0.001	mg/L	U	1
1,2,4-Trichlorobenzene	120-82-1	U	0.005	0.005	0.0010	0.001	mg/L	U	1
1,2,3-Trichlorobenzene	87-61-6	U	0.005	0.005	0.0010	0.001	mg/L	U	1
1,1,2-Trichloroethane	79-00-5	U	0.005	0.005	0.0010	0.001	mg/L	U	1
1,1,1-Trichloroethane	71-55-6	U	0.005	0.005	0.0010	0.001	mg/L	U	1
Trichloroethene	79-01-6	U	0.005	0.005	0.0010	0.001	mg/L	U	1
Trichlorofluoromethane	75-69-4	U	0.005	0.005	0.0010	0.001	mg/L	U	1
1,2,3-Trichloropropane	96-18-4	U	0.005	0.005	0.0010	0.001	mg/L	U	1
1,2,4-Trimethylbenzene	95-63-6	U	0.005	0.005	0.0010	0.001	mg/L	U	1
1,3,5-trimethylbenzene	108-67-8	U	0.005	0.005	0.0010	0.001	mg/L	U	1
o-Xylene	95-47-6	U	0.005	0.005	0.0010	0.001	mg/L	U	1
m,p-Xylenes	179601-23-1	U	0.010	0.010	0.0020	0.002	mg/L	U	1
Methylene Chloride	75-09-2	U	0.005	0.005	0.0010	0.001	mg/L	U	1
Tetrachloroethylene	127-18-4	U	0.005	0.005	0.0010	0.001	mg/L	U	1
Vinyl Chloride	75-01-4	U	0.002	0.002	0.0004	0.001	mg/L	U	1

Sample Id: **563259-1-BLK** Matrix:Solid Sample Depth:

Lab Sample Id: **563259-1-BLK** Date Collected: Date Received: May-08-10 08:30

Analytical Method: **Mercury by SW 7471A** % Moist: Prep Method:

Date Anal: May-14-10 11:19 Analyst: LATCOR Date Prep: May-14-10 08:30 Tech: LATCOR

Anal seq: 806574 Prep seq: 563259

Parameter	CAS Number	Result	MQL UnAdj	MQL Adj	MDL UnAdj	SDL	Units	Flag	Dil
Mercury	7439-97-6	U	0.01250	0.01250	0.0063	0.00625	mg/kg	U	1

Geo Strata Environmental Consultants, San Antonio, TX

Hillcrest

Sample Id:	**563294-1-BLK**	Matrix:Solid	Sample Depth:
Lab Sample Id:	**563294-1-BLK**	Date Collected:	Date Received: May-08-10 08:30

Analytical Method: **Total RCRA by EPA 6020** % Moist: Prep Method: 3050B

Date Anal: May-18-10 10:00 Analyst: HAT Date Prep: May-14-10 10:20 Tech: HAT

Anal seq: 806955 Prep seq: 563294

Parameter	CAS Number	Result	MQL UnAdj	MQL Adj	MDL UnAdj	SDL	Units	Flag	Dil
Arsenic	7440-38-2	U	0.200	0.200	0.1000	0.100	mg/kg	U	1
Barium	7440-39-3	U	0.500	0.500	0.1000	0.100	mg/kg	U	1
Cadmium	7440-43-9	U	0.100	0.100	0.0200	0.020	mg/kg	U	1
Lead	7439-92-1	U	0.200	0.200	0.1000	0.100	mg/kg	U	1
Mercury *	7439-97-6	U	0.0400	0.0400	0.0100	0.0100	mg/kg	U	1
Selenium	7782-49-2	U	0.300	0.300	0.1000	0.100	mg/kg	U	1
Silver	7440-22-4	U	0.200	0.200	0.1000	0.100	mg/kg	U	1
Chromium	7440-47-3	U	0.300	0.300	0.1000	0.100	mg/kg	U	1

Sample Id: **563551-1-BLK**	Matrix:Solid	Sample Depth:	
Lab Sample Id: **563551-1-BLK**	Date Collected:	Date Received:	May-08-10 08:30

Analytical Method: **VOAs by SW-846 8260** % Moist: Prep Method: 5030B

Date Anal: May-18-10 12:25 Analyst: CYE Date Prep: May-18-10 10:28 Tech: CYE

Anal seq: 807082 Prep seq: 563551

Parameter	CAS Number	Result	MQL UnAdj	MQL Adj	MDL UnAdj	SDL	Units	Flag	Dil
Benzene	71-43-2	U	0.005	0.005	0.0010	0.001	mg/kg	U	1
Bromobenzene	108-86-1	U	0.005	0.005	0.0010	0.001	mg/kg	U	1
Bromochloromethane	74-97-5	U	0.005	0.005	0.0010	0.001	mg/kg	U	1
Bromodichloromethane	75-27-4	U	0.005	0.005	0.0010	0.001	mg/kg	U	1
Bromoform	75-25-2	U	0.005	0.005	0.0010	0.001	mg/kg	U	1
Bromomethane	74-83-9	U	0.005	0.005	0.0010	0.001	mg/kg	U	1
MTBE	1634-04-4	U	0.005	0.005	0.0010	0.001	mg/kg	U	1
tert-Butylbenzene	98-06-6	U	0.005	0.005	0.0010	0.001	mg/kg	U	1
Sec-Butylbenzene	135-98-8	U	0.005	0.005	0.0010	0.001	mg/kg	U	1
n-Butylbenzene	104-51-8	U	0.005	0.005	0.0010	0.001	mg/kg	U	1
Carbon Tetrachloride	56-23-5	U	0.005	0.005	0.0010	0.001	mg/kg	U	1
Chlorobenzene	108-90-7	U	0.005	0.005	0.0010	0.001	mg/kg	U	1
Chloroethane	75-00-3	U	0.010	0.010	0.0020	0.002	mg/kg	U	1
Chloroform	67-66-3	U	0.005	0.005	0.0010	0.001	mg/kg	U	1
Chloromethane	74-87-3	U	0.010	0.010	0.0020	0.002	mg/kg	U	1
2-Chlorotoluene	95-49-8	U	0.005	0.005	0.0010	0.001	mg/kg	U	1
4-Chlorotoluene	106-43-4	U	0.005	0.005	0.0010	0.001	mg/kg	U	1
p-Cymene (p-Isopropyltoluene)	99-87-6	U	0.005	0.005	0.0010	0.001	mg/kg	U	1
1,2-Dibromo-3-Chloropropane	96-12-8	U	0.005	0.005	0.0010	0.001	mg/kg	U	1
Dibromochloromethane	124-48-1	U	0.005	0.005	0.0010	0.001	mg/kg	U	1
Dibromomethane	74-95-3	U	0.005	0.005	0.0010	0.001	mg/kg	U	1
1,2-Dichlorobenzene	95-50-1	U	0.005	0.005	0.0010	0.001	mg/kg	U	1
1,3-Dichlorobenzene	541-73-1	U	0.005	0.005	0.0010	0.001	mg/kg	U	1
1,4-Dichlorobenzene	106-46-7	U	0.005	0.005	0.0010	0.001	mg/kg	U	1
Dichlorodifluoromethane	75-71-8	U	0.005	0.005	0.0010	0.001	mg/kg	U	1
1,2-Dichloroethane	107-06-2	U	0.005	0.005	0.0010	0.001	mg/kg	U	1
1,1-Dichloroethane	75-34-3	U	0.005	0.005	0.0010	0.001	mg/kg	U	1
trans-1,2-dichloroethene	156-60-5	U	0.005	0.005	0.0010	0.001	mg/kg	U	1
cis-1,2-Dichloroethene	156-59-2	U	0.005	0.005	0.0010	0.001	mg/kg	U	1
1,1-Dichloroethene	75-35-4	U	0.005	0.005	0.0010	0.001	mg/kg	U	1
2,2-Dichloropropane	594-20-7	U	0.005	0.005	0.0010	0.001	mg/kg	U	1
1,3-Dichloropropane	142-28-9	U	0.005	0.005	0.0010	0.001	mg/kg	U	1
1,2-Dichloropropane	78-87-5	U	0.005	0.005	0.0010	0.001	mg/kg	U	1
trans-1,3-dichloropropene	10061-02-6	U	0.005	0.005	0.0010	0.001	mg/kg	U	1
1,1-Dichloropropene	563-58-6	U	0.005	0.005	0.0010	0.001	mg/kg	U	1
cis-1,3-Dichloropropene	10061-01-5	U	0.005	0.005	0.0010	0.001	mg/kg	U	1
Ethylbenzene	100-41-4	U	0.005	0.005	0.0010	0.001	mg/kg	U	1
Hexachlorobutadiene	87-68-3	U	0.005	0.005	0.0010	0.001	mg/kg	U	1
isopropylbenzene	98-82-8	U	0.005	0.005	0.0010	0.001	mg/kg	U	1
Methylene Chloride	75-09-2	U	0.020	0.020	0.0040	0.004	mg/kg	U	1
Naphthalene	91-20-3	U	0.010	0.010	0.0020	0.002	mg/kg	U	1
n-Propylbenzene	103-65-1	U	0.005	0.005	0.0010	0.001	mg/kg	U	1
Styrene	100-42-5	U	0.005	0.005	0.0010	0.001	mg/kg	U	1

Sample Id: **563551-1-BLK** Matrix:Solid Sample Depth:

Lab Sample Id: **563551-1-BLK** Date Collected: Date Received: May-08-10 08:30

Analytical Method: **VOAs by SW-846 8260** % Moist: Prep Method: 5030B

Date Anal: May-18-10 12:25 Analyst: CYE Date Prep: May-18-10 10:28 Tech: CYE

Anal seq: 807082 Prep seq: 563551

Parameter	CAS Number	Result	MQL UnAdj	MQL Adj	MDL UnAdj	SDL	Units	Flag	Dil
1,1,1,2-Tetrachloroethane	630-20-6	U	0.005	0.005	0.0010	0.001	mg/kg	U	1
1,1,2,2-Tetrachloroethane	79-34-5	U	0.005	0.005	0.0010	0.001	mg/kg	U	1
Tetrachloroethylene	127-18-4	U	0.005	0.005	0.0010	0.001	mg/kg	U	1
Toluene	108-88-3	U	0.005	0.005	0.0010	0.001	mg/kg	U	1
1,2,4-Trichlorobenzene	120-82-1	U	0.005	0.005	0.0010	0.001	mg/kg	U	1
1,2,3-Trichlorobenzene	87-61-6	U	0.005	0.005	0.0010	0.001	mg/kg	U	1
1,1,2-Trichloroethane	79-00-5	U	0.005	0.005	0.0010	0.001	mg/kg	U	1
1,1,1-Trichloroethane	71-55-6	U	0.005	0.005	0.0010	0.001	mg/kg	U	1
Trichloroethene	79-01-6	U	0.005	0.005	0.0010	0.001	mg/kg	U	1
Trichlorofluoromethane	75-69-4	U	0.005	0.005	0.0010	0.001	mg/kg	U	1
1,2,3-Trichloropropane	96-18-4	U	0.005	0.005	0.0010	0.001	mg/kg	U	1
1,2,4-Trimethylbenzene	95-63-6	U	0.005	0.005	0.0010	0.001	mg/kg	U	1
1,3,5-trimethylbenzene	108-67-8	U	0.005	0.005	0.0010	0.001	mg/kg	U	1
Vinyl Chloride	75-01-4	U	0.002	0.002	0.0004	0.001	mg/kg	U	1
o-Xylene	95-47-6	U	0.005	0.005	0.0010	0.001	mg/kg	U	1
m,p-Xylenes	179601-23-1	U	0.010	0.010	0.0020	0.002	mg/kg	U	1

Sample Id: **805876-1-BLK** Matrix:Solid Sample Depth:

Lab Sample Id: **805876-1-BLK** Date Collected: Date Received: May-08-10 08:30

Analytical Method: **Percent Moisture** % Moist: Prep Method:

Date Anal: May-10-10 16:30 Analyst: JSO Date Prep: Tech: JSO

Anal seq: 805876 Prep seq:

Parameter	CAS Number	Result	MQL UnAdj	MQL Adj	MDL UnAdj	SDL	Units	Flag	Dil
Percent Moisture	TMOIST	U					%	U	

XENCO Laboratories
CHRONOLOGY OF HOLDING TIMES

Analytical Method : Percent Moisture

Client : Geo Strata Environmental Cor

Work Order #: 372041

Project ID: 760-SL10

Field Sample ID	Date Collected	Date Received	Date Extracted	Max Holding Time Extracted (Days)	Time Held Extracted (Days)	Date Analyzed	Max Holding Time Analyzed (Days)	Time Held Analyzed (Days)	Q
Pena Grab	May. 7, 2010	May. 8, 2010				May.10, 2010	45	3	P

XENCO Laboratories
CHRONOLOGY OF HOLDING TIMES

Analytical Method : Total RCRA by EPA 6020 Client : Geo Strata Environmental Cor

Work Order #: 372041 Project ID: 760-SL10

Field Sample ID	Date Collected	Date Received	Date Extracted	Max Holding Time Extracted (Days)	Time Held Extracted (Days)	Date Analyzed	Max Holding Time Analyzed (Days)	Time Held Analyzed (Days)	Q
Pena Grab	May. 7, 2010	May. 8, 2010	May. 14, 2010	180	7	May.18, 2010	180	4	P

XENCO Laboratories
CHRONOLOGY OF HOLDING TIMES

Analytical Method : Mercury by SW 7471A

Client : Geo Strata Environmental Cor

Work Order #: 372041

Project ID: 760-SL10

Field Sample ID	Date Collected	Date Received	Date Extracted	Max Holding Time Extracted (Days)	Time Held Extracted (Days)	Date Analyzed	Max Holding Time Analyzed (Days)	Time Held Analyzed (Days)	Q
Pena Grab	May. 7, 2010	May. 8, 2010	May. 14, 2010	28	7	May.14, 2010	28	0	P

XENCO Laboratories
CHRONOLOGY OF HOLDING TIMES

Analytical Method : VOAs by SW-846 8260 Client : Geo Strata Environmental Cor

Work Order #: 372041 Project ID: 760-SL10

Field Sample ID	Date Collected	Date Received	Date Extracted	Max Holding Time Extracted (Days)	Time Held Extracted (Days)	Date Analyzed	Max Holding Time Analyzed (Days)	Time Held Analyzed (Days)	Q
Pena Grab	May. 7, 2010	May. 8, 2010				May.18, 2010	14	11	P
Rinsate Blank #4	May. 7, 2010	May. 8, 2010				May.11, 2010	14	4	P

XENCO Laboratories
CHRONOLOGY OF HOLDING TIMES

Analytical Method : SVOCs by EPA 8270C

Client : Geo Strata Environmental Cor

Work Order #: 372041

Project ID: 760-SL10

Field Sample ID	Date Collected	Date Received	Date Extracted	Max Holding Time Extracted (Days)	Time Held Extracted (Days)	Date Analyzed	Max Holding Time Analyzed (Days)	Time Held Analyzed (Days)	Q
Pena Grab	May. 7, 2010	May. 8, 2010	May. 11, 2010	14	4	May.13, 2010	40	2	P

F = These samples were analyzed outside the recommended holding time.
P = Samples analyzed within the recommended holding time.

Flagging Criteria

X In our quality control review of the data a QC deficiency was observed and flagged as noted. MS/MSD recoveries were found to be outside of the laboratory control limits due to possible matrix /chemical interference, or a concentration of target analyte high enough to effect the recovery of the spike concentration. This condition could also effect the relative percent difference in the MS/MSD.

B A target analyte or common laboratory contaminant was identified in the method blank. Its presence indicates possible field or laboratory contamination.

D The sample(s) were diluted due to targets detected over the highest point of the calibration curve, or due to matrix interference. Dilution factors are included in the final results. The result is from a diluted sample.

E The data exceeds the upper calibration limit; therefore, the concentration is reported as estimated.

F RPD exceeded lab control limits.

J The target analyte was positively identified below the MQL and above the SQL.

U Analyte was not detected.

L The LCS data for this analytical batch was reported below the laboratory control limits for this analyte. The department supervisor and QA Director reviewed data. The samples were either reanalyzed or flagged as estimated concentrations.

H The LCS data for this analytical batch was reported above the laboratory control limits. Supporting QC Data were reviewed by the Department Supervisor and QA Director. Data were determined to be valid for reporting.

K Sample analyzed outside of recommended hold time.

JN A combination of the "N" and the "J" qualifier. The analysis indicates that the analyte is "tentatively identified" and the associated numerical value may not be consistent with the amount actually present in the environmental sample.

BRL Below Reporting Limit.

RL Reporting Limit

MDL Method Detection Limit

PQL Practical Quantitation Limit

***** Outside XENCO's scope of NELAC Accreditation.

Analytical Log

Analytical Method:	Percent Moisture	Batch #:	805876
Project Name:	Hillcrest	Project ID:	760-SL10
Client Name:	Geo Strata Environmental Consultants	WO Number:	372041

Client Sample Id	Lab Sample Id	QC Types
Pena Grab	372041-002	SMP
	371750-006 D	MD
	371857-001 D	MD
	805876-1-BLK	BLK

Analytical Log

Analytical Method:	VOAs by SW-846 8260	Batch #:	806147
Project Name:	Hillcrest	Project ID:	760-SL10
Client Name:	Geo Strata Environmental Consultants	WO Number:	372041

Client Sample Id	Lab Sample Id	QC Types
Rinsate Blank #4	372041-001	SMP
	371783-009 S	MS
	371783-009 SD	MSD
	563021-1-BKS	BKS
	563021-1-BLK	BLK

Analytical Log

Analytical Method:	SVOCs by EPA 8270C	Batch #:	806468
Project Name:	Hillcrest	Project ID:	760-SL10
Client Name:	Geo Strata Environmental Consultants	WO Number:	372041

Client Sample Id	Lab Sample Id	QC Types
Pena Grab	372041-002	SMP
	562961-1-BKS	BKS
	562961-1-BLK	BLK
	562961-1-BSD	BSD

Analytical Log

Analytical Method:	Mercury by SW 7471A	Batch #:	806574
Project Name:	Hillcrest	Project ID:	760-SL10
Client Name:	Geo Strata Environmental Consultants	WO Number:	372041

Client Sample Id	Lab Sample Id	QC Types
Pena Grab	372041-002	SMP
	371365-001 S	MS
	371365-001 SD	MSD
	563259-1-BKS	BKS
	563259-1-BLK	BLK
	563259-1-BSD	BSD

Analytical Log

Analytical Method:	Total RCRA by EPA 6020	Batch #:	806955
Project Name:	Hillcrest	Project ID:	760-SL10
Client Name:	Geo Strata Environmental Consultants	WO Number:	372041

Client Sample Id	Lab Sample Id	QC Types
	371694-001 D	MD
	371694-001 S	MS
	371694-001 SD	MSD
	563294-1-BKS	BKS
	563294-1-BLK	BLK
Pena Grab	372041-002	SMP

Analytical Log

Analytical Method:	VOAs by SW-846 8260	Batch #:	807082
Project Name:	Hillcrest	Project ID:	760-SL10
Client Name:	Geo Strata Environmental Consultants	WO Number:	372041

Client Sample Id	Lab Sample Id	QC Types
Pena Grab	372041-002	SMP
	372854-002 S	MS
	372854-002 SD	MSD
	563551-1-BKS	BKS
	563551-1-BLK	BLK

Form 2 - Surrogate Recoveries

Project Name: Hillcrest

Work Orders : 372041, **Project ID:** 760-SL10

Lab Batch #: 806468 **Sample:** 562961-1-BLK / BLK **Batch:** 1 **Matrix:** Solid

Units: mg/kg **Date Analyzed:** 05/13/10 10:17

SVOCs by EPA 8270C Analytes	SURROGATE RECOVERY STUDY Amount Found [A]	True Amount [B]	Recovery %R [D]	Control Limits %R	Flags
2-Fluorobiphenyl	1.65	1.67	99	30-115	
2-Fluorophenol	1.38	1.67	83	25-121	
Nitrobenzene-d5	1.95	1.67	117	23-120	
Phenol-d6	1.21	1.67	72	24-113	
Terphenyl-D14	1.90	1.67	114	18-137	
2,4,6-Tribromophenol	0.955	1.67	57	19-122	

Lab Batch #: 806468 **Sample:** 562961-1-BKS / BKS **Batch:** 1 **Matrix:** Solid

Units: mg/kg **Date Analyzed:** 05/13/10 10:41

SVOCs by EPA 8270C Analytes	SURROGATE RECOVERY STUDY Amount Found [A]	True Amount [B]	Recovery %R [D]	Control Limits %R	Flags
2-Fluorobiphenyl	1.70	1.67	102	30-115	
2-Fluorophenol	1.36	1.67	81	25-121	
Nitrobenzene-d5	1.71	1.67	102	23-120	
Phenol-d6	1.33	1.67	80	24-113	
Terphenyl-D14	1.46	1.67	87	18-137	
2,4,6-Tribromophenol	1.35	1.67	81	19-122	

Lab Batch #: 806468 **Sample:** 562961-1-BSD / BSD **Batch:** 1 **Matrix:** Solid

Units: mg/kg **Date Analyzed:** 05/13/10 11:05

SVOCs by EPA 8270C Analytes	SURROGATE RECOVERY STUDY Amount Found [A]	True Amount [B]	Recovery %R [D]	Control Limits %R	Flags
2-Fluorobiphenyl	1.66	1.67	99	30-115	
2-Fluorophenol	1.32	1.67	79	25-121	
Nitrobenzene-d5	1.71	1.67	102	23-120	
Phenol-d6	1.28	1.67	77	24-113	
Terphenyl-D14	1.46	1.67	87	18-137	
2,4,6-Tribromophenol	1.32	1.67	79	19-122	

* Surrogate outside of Laboratory QC limits
** Surrogates outside limits; data and surrogates confirmed by reanalysis
*** Poor recoveries due to dilution
Surrogate Recovery [D] = 100 * A / B
All results are based on MDL and validated for QC purposes.

Form 2 - Surrogate Recoveries

Project Name: Hillcrest

Work Orders : 372041,

Project ID: 760-SL10

Lab Batch #: 806468 **Sample:** 372041-002 / SMP **Batch:** 1 **Matrix:** Soil

Units: mg/kg **Date Analyzed:** 05/13/10 11:53

SVOCs by EPA 8270C Analytes	Amount Found [A]	True Amount [B]	Recovery %R [D]	Control Limits %R	Flags
	SURROGATE RECOVERY STUDY				
2-Fluorobiphenyl	1.27	1.66	77	30-115	
2-Fluorophenol	1.06	1.66	64	25-121	
Nitrobenzene-d5	1.38	1.66	83	23-120	
Phenol-d6	0.821	1.66	49	24-113	
Terphenyl-D14	1.27	1.66	77	18-137	
2,4,6-Tribromophenol	0.921	1.66	55	19-122	

Lab Batch #: 806147 **Sample:** 563021-1-BKS / BKS **Batch:** 1 **Matrix:** Water

Units: mg/L **Date Analyzed:** 05/11/10 11:02

VOAs by SW-846 8260 Analytes	Amount Found [A]	True Amount [B]	Recovery %R [D]	Control Limits %R	Flags
	SURROGATE RECOVERY STUDY				
4-Bromofluorobenzene	0.0510	0.0500	102	74-124	
Dibromofluoromethane	0.0495	0.0500	99	75-131	
1,2-Dichloroethane-D4	0.0490	0.0500	98	63-144	
Toluene-D8	0.0485	0.0500	97	80-117	

Lab Batch #: 806147 **Sample:** 563021-1-BLK / BLK **Batch:** 1 **Matrix:** Water

Units: mg/L **Date Analyzed:** 05/11/10 11:47

VOAs by SW-846 8260 Analytes	Amount Found [A]	True Amount [B]	Recovery %R [D]	Control Limits %R	Flags
	SURROGATE RECOVERY STUDY				
4-Bromofluorobenzene	0.0500	0.0500	100	74-124	
Dibromofluoromethane	0.0496	0.0500	99	75-131	
1,2-Dichloroethane-D4	0.0538	0.0500	108	63-144	
Toluene-D8	0.0489	0.0500	98	80-117	

* Surrogate outside of Laboratory QC limits

** Surrogates outside limits; data and surrogates confirmed by reanalysis

*** Poor recoveries due to dilution

Surrogate Recovery [D] = 100 * A / B

All results are based on MDL and validated for QC purposes.

Form 2 - Surrogate Recoveries

Project Name: Hillcrest

Work Orders : 372041, **Project ID:** 760-SL10

Lab Batch #: 806147 **Sample:** 371783-009 S / MS **Batch:** 1 **Matrix:** Water

Units: mg/L **Date Analyzed:** 05/11/10 12:58

SURROGATE RECOVERY STUDY

VOAs by SW-846 8260 Analytes	Amount Found [A]	True Amount [B]	Recovery %R [D]	Control Limits %R	Flags
4-Bromofluorobenzene	0.0501	0.0500	100	74-124	
Dibromofluoromethane	0.0484	0.0500	97	75-131	
1,2-Dichloroethane-D4	0.0492	0.0500	98	63-144	
Toluene-D8	0.0488	0.0500	98	80-117	

Lab Batch #: 806147 **Sample:** 371783-009 SD / MSD **Batch:** 1 **Matrix:** Water

Units: mg/L **Date Analyzed:** 05/11/10 13:20

SURROGATE RECOVERY STUDY

VOAs by SW-846 8260 Analytes	Amount Found [A]	True Amount [B]	Recovery %R [D]	Control Limits %R	Flags
4-Bromofluorobenzene	0.0478	0.0500	96	74-124	
Dibromofluoromethane	0.0494	0.0500	99	75-131	
1,2-Dichloroethane-D4	0.0508	0.0500	102	63-144	
Toluene-D8	0.0493	0.0500	99	80-117	

Lab Batch #: 806147 **Sample:** 372041-001 / SMP **Batch:** 1 **Matrix:** Water

Units: mg/L **Date Analyzed:** 05/11/10 15:33

SURROGATE RECOVERY STUDY

VOAs by SW-846 8260 Analytes	Amount Found [A]	True Amount [B]	Recovery %R [D]	Control Limits %R	Flags
4-Bromofluorobenzene	0.0487	0.0500	97	74-124	
Dibromofluoromethane	0.0497	0.0500	99	75-131	
1,2-Dichloroethane-D4	0.0504	0.0500	101	63-144	
Toluene-D8	0.0475	0.0500	95	80-117	

Lab Batch #: 807082 **Sample:** 563551-1-BKS / BKS **Batch:** 1 **Matrix:** Solid

Units: mg/kg **Date Analyzed:** 05/18/10 11:41

SURROGATE RECOVERY STUDY

VOAs by SW-846 8260 Analytes	Amount Found [A]	True Amount [B]	Recovery %R [D]	Control Limits %R	Flags
4-Bromofluorobenzene	0.0505	0.0500	101	58-152	
Dibromofluoromethane	0.0495	0.0500	99	74-126	
1,2-Dichloroethane-D4	0.0503	0.0500	101	80-120	
Toluene-D8	0.0485	0.0500	97	73-132	

* Surrogate outside of Laboratory QC limits
** Surrogates outside limits; data and surrogates confirmed by reanalysis
*** Poor recoveries due to dilution
Surrogate Recovery [D] = 100 * A / B
All results are based on MDL and validated for QC purposes.

Form 2 - Surrogate Recoveries

Project Name: Hillcrest

Work Orders : 372041,

Project ID: 760-SL10

Lab Batch #: 807082 **Sample:** 563551-1-BLK / BLK **Batch:** 1 **Matrix:** Solid

Units: mg/kg **Date Analyzed:** 05/18/10 12:25

SURROGATE RECOVERY STUDY

VOAs by SW-846 8260 Analytes	Amount Found [A]	True Amount [B]	Recovery %R [D]	Control Limits %R	Flags
4-Bromofluorobenzene	0.0499	0.0500	100	58-152	
Dibromofluoromethane	0.0484	0.0500	97	74-126	
1,2-Dichloroethane-D4	0.0514	0.0500	103	80-120	
Toluene-D8	0.0494	0.0500	99	73-132	

Lab Batch #: 807082 **Sample:** 372041-002 / SMP **Batch:** 1 **Matrix:** Soil

Units: mg/kg **Date Analyzed:** 05/18/10 13:44

SURROGATE RECOVERY STUDY

VOAs by SW-846 8260 Analytes	Amount Found [A]	True Amount [B]	Recovery %R [D]	Control Limits %R	Flags
4-Bromofluorobenzene	0.0594	0.0500	119	58-152	
Dibromofluoromethane	0.0521	0.0500	104	74-126	
1,2-Dichloroethane-D4	0.0536	0.0500	107	80-120	
Toluene-D8	0.0536	0.0500	107	73-132	

Lab Batch #: 807082 **Sample:** 372854-002 S / MS **Batch:** 1 **Matrix:** Soil

Units: mg/kg **Date Analyzed:** 05/18/10 14:28

SURROGATE RECOVERY STUDY

VOAs by SW-846 8260 Analytes	Amount Found [A]	True Amount [B]	Recovery %R [D]	Control Limits %R	Flags
4-Bromofluorobenzene	0.0495	0.0500	99	58-152	
Dibromofluoromethane	0.0475	0.0500	95	74-126	
1,2-Dichloroethane-D4	0.0530	0.0500	106	80-120	
Toluene-D8	0.0502	0.0500	100	73-132	

Lab Batch #: 807082 **Sample:** 372854-002 SD / MSD **Batch:** 1 **Matrix:** Soil

Units: mg/kg **Date Analyzed:** 05/18/10 14:50

SURROGATE RECOVERY STUDY

VOAs by SW-846 8260 Analytes	Amount Found [A]	True Amount [B]	Recovery %R [D]	Control Limits %R	Flags
4-Bromofluorobenzene	0.0524	0.0500	105	58-152	
Dibromofluoromethane	0.0487	0.0500	97	74-126	
1,2-Dichloroethane-D4	0.0531	0.0500	106	80-120	
Toluene-D8	0.0508	0.0500	102	73-132	

* Surrogate outside of Laboratory QC limits

** Surrogates outside limits; data and surrogates confirmed by reanalysis

*** Poor recoveries due to dilution

Surrogate Recovery [D] = 100 * A / B

All results are based on MDL and validated for QC purposes.

Blank Spike Recovery

Project Name: Hillcrest

Work Order #: 372041 **Project ID:** 760-SL10

Lab Batch #: 806955 **Sample:** 563294-1-BKS **Matrix:** Solid

Date Analyzed: 05/18/2010 **Date Prepared:** 05/14/2010 **Analyst:** HAT

Reporting Units: mg/kg **Batch #:** 1

BLANK /BLANK SPIKE RECOVERY STUDY

Total RCRA by EPA 6020 Analytes	Blank Result [A]	Spike Added [B]	Blank Spike Result [C]	Blank Spike %R [D]	Control Limits %R	Flags
Arsenic	<0.100	5.00	4.84	97	70-125	
Barium	<0.100	5.00	4.87	97	70-125	
Cadmium	<0.020	2.00	1.95	98	70-125	
Lead	<0.100	5.00	4.68	94	70-125	
Selenium	<0.100	5.00	4.97	99	70-125	
Silver	<0.100	2.00	2.07	104	70-125	
Chromium	<0.100	5.00	4.95	99	70-125	

Blank Spike Recovery [D] = 100*[C]/[B]
All results are based on MDL and validated for QC purposes.

BRL - Below Reporting Limit

Blank Spike Recovery

Project Name: Hillcrest

Work Order #: 372041 **Project ID:** 760-SL10

Lab Batch #: 806147 **Sample:** 563021-1-BKS **Matrix:** Water

Date Analyzed: 05/11/2010 **Date Prepared:** 05/11/2010 **Analyst:** CYE

Reporting Units: mg/L **Batch #:** 1 **BLANK /BLANK SPIKE RECOVERY STUDY**

VOAs by SW-846 8260 Analytes	Blank Result [A]	Spike Added [B]	Blank Spike Result [C]	Blank Spike %R [D]	Control Limits %R	Flags
Benzene	<0.001	0.050	0.047	94	66-142	
Bromobenzene	<0.001	0.050	0.051	102	75-125	
Bromochloromethane	<0.001	0.050	0.048	96	73-125	
Bromodichloromethane	<0.001	0.050	0.053	106	75-125	
Bromoform	<0.001	0.050	0.052	104	75-125	
Bromomethane	<0.001	0.050	0.039	78	70-130	
MTBE	<0.001	0.050	0.052	104	65-135	
tert-Butylbenzene	<0.001	0.050	0.053	106	75-125	
Sec-Butylbenzene	<0.001	0.050	0.053	106	75-125	
n-Butylbenzene	<0.001	0.050	0.050	100	75-125	
Carbon Tetrachloride	<0.001	0.050	0.045	90	62-125	
Chlorobenzene	<0.001	0.050	0.050	100	60-133	
Chloroethane	<0.002	0.050	0.040	80	70-130	
Chloroform	<0.001	0.050	0.048	96	74-125	
Chloromethane	<0.002	0.050	0.042	84	70-130	
2-Chlorotoluene	<0.001	0.050	0.050	100	73-125	
4-Chlorotoluene	<0.001	0.050	0.049	98	74-125	
p-Cymene (p-Isopropyltoluene)	<0.001	0.050	0.052	104	75-125	
1,2-Dibromo-3-Chloropropane	<0.001	0.050	0.051	102	59-125	
Dibromochloromethane	<0.001	0.050	0.054	108	73-125	
Dibromomethane	<0.001	0.050	0.047	94	69-127	
1,2-Dichlorobenzene	<0.001	0.050	0.050	100	75-125	
1,3-Dichlorobenzene	<0.001	0.050	0.051	102	75-125	
1,4-Dichlorobenzene	<0.001	0.050	0.049	98	75-125	
Dichlorodifluoromethane	<0.001	0.050	0.049	98	70-130	
1,2-Dichloroethane	<0.001	0.050	0.044	88	68-127	
1,1-Dichloroethane	<0.001	0.050	0.050	100	72-125	
trans-1,2-dichloroethene	<0.001	0.050	0.047	94	75-125	
cis-1,2-Dichloroethene	<0.001	0.050	0.047	94	75-125	
1,1-Dichloroethene	<0.001	0.050	0.047	94	59-172	
2,2-Dichloropropane	<0.001	0.050	0.050	100	75-125	
1,3-Dichloropropane	<0.001	0.050	0.048	96	75-125	
1,2-Dichloropropane	<0.001	0.050	0.050	100	74-125	

Blank Spike Recovery [D] = 100*[C]/[B]
All results are based on MDL and validated for QC purposes.

BRL - Below Reporting Limit

Blank Spike Recovery

Project Name: Hillcrest

Work Order #: 372041 **Project ID:** 760-SL10

Lab Batch #: 806147 **Sample:** 563021-1-BKS **Matrix:** Water

Date Analyzed: 05/11/2010 **Date Prepared:** 05/11/2010 **Analyst:** CYE

Reporting Units: mg/L **Batch #:** 1

BLANK /BLANK SPIKE RECOVERY STUDY

VOAs by SW-846 8260 Analytes	Blank Result [A]	Spike Added [B]	Blank Spike Result [C]	Blank Spike %R [D]	Control Limits %R	Flags
trans-1,3-dichloropropene	<0.001	0.050	0.051	102	66-125	
1,1-Dichloropropene	<0.001	0.050	0.043	86	75-125	
cis-1,3-Dichloropropene	<0.001	0.050	0.054	108	74-125	
Ethylbenzene	<0.001	0.050	0.048	96	75-125	
Hexachlorobutadiene	<0.001	0.050	0.051	102	75-125	
isopropylbenzene	<0.001	0.050	0.048	96	75-125	
Naphthalene	<0.002	0.050	0.050	100	75-125	
n-Propylbenzene	<0.001	0.050	0.050	100	75-125	
Styrene	<0.001	0.050	0.049	98	75-125	
1,1,1,2-Tetrachloroethane	<0.001	0.050	0.047	94	72-125	
1,1,2,2-Tetrachloroethane	<0.001	0.050	0.052	104	74-125	
Toluene	<0.001	0.050	0.047	94	59-139	
1,2,4-Trichlorobenzene	<0.001	0.050	0.050	100	75-135	
1,2,3-Trichlorobenzene	<0.001	0.050	0.050	100	75-137	
1,1,2-Trichloroethane	<0.001	0.050	0.049	98	75-127	
1,1,1-Trichloroethane	<0.001	0.050	0.045	90	75-125	
Trichloroethene	<0.001	0.050	0.047	94	62-137	
Trichlorofluoromethane	<0.001	0.050	0.051	102	67-125	
1,2,3-Trichloropropane	<0.001	0.050	0.052	104	75-125	
1,2,4-Trimethylbenzene	<0.001	0.050	0.051	102	75-125	
1,3,5-trimethylbenzene	<0.001	0.050	0.051	102	70-125	
o-Xylene	<0.001	0.050	0.049	98	75-125	
m,p-Xylenes	<0.002	0.100	0.099	99	75-125	
Methylene Chloride	<0.001	0.050	0.047	94	75-125	
Tetrachloroethylene	<0.001	0.050	0.049	98	71-125	
Vinyl Chloride	<0.001	0.050	0.040	80	75-125	

Blank Spike Recovery [D] = 100*[C]/[B]
All results are based on MDL and validated for QC purposes.

BRL - Below Reporting Limit

Blank Spike Recovery

Project Name: Hillcrest

Work Order #: 372041 **Project ID:** 760-SL10

Lab Batch #: 807082 **Sample:** 563551-1-BKS **Matrix:** Solid

Date Analyzed: 05/18/2010 **Date Prepared:** 05/18/2010 **Analyst:** CYE

Reporting Units: mg/kg **Batch #:** 1

BLANK /BLANK SPIKE RECOVERY STUDY

VOAs by SW-846 8260 Analytes	Blank Result [A]	Spike Added [B]	Blank Spike Result [C]	Blank Spike %R [D]	Control Limits %R	Flags
Benzene	<0.001	0.050	0.047	94	66-142	
Bromobenzene	<0.001	0.050	0.047	94	75-125	
Bromochloromethane	<0.001	0.050	0.047	94	73-125	
Bromodichloromethane	<0.001	0.050	0.052	104	75-125	
Bromoform	<0.001	0.050	0.055	110	75-125	
Bromomethane	<0.001	0.050	0.035	70	65-135	
MTBE	<0.001	0.050	0.049	98	65-135	
tert-Butylbenzene	<0.001	0.050	0.051	102	75-125	
Sec-Butylbenzene	<0.001	0.050	0.051	102	75-125	
n-Butylbenzene	<0.001	0.050	0.049	98	75-125	
Carbon Tetrachloride	<0.001	0.050	0.046	92	62-125	
Chlorobenzene	<0.001	0.050	0.048	96	60-133	
Chloroethane	<0.002	0.050	0.035	70	65-135	
Chloroform	<0.001	0.050	0.047	94	74-125	
Chloromethane	<0.002	0.050	0.041	82	65-135	
2-Chlorotoluene	<0.001	0.050	0.048	96	73-125	
4-Chlorotoluene	<0.001	0.050	0.047	94	74-125	
p-Cymene (p-Isopropyltoluene)	<0.001	0.050	0.050	100	75-125	
1,2-Dibromo-3-Chloropropane	<0.001	0.050	0.053	106	59-125	
Dibromochloromethane	<0.001	0.050	0.054	108	73-125	
Dibromomethane	<0.001	0.050	0.046	92	69-127	
1,2-Dichlorobenzene	<0.001	0.050	0.048	96	75-125	
1,3-Dichlorobenzene	<0.001	0.050	0.049	98	75-125	
1,4-Dichlorobenzene	<0.001	0.050	0.048	96	75-125	
Dichlorodifluoromethane	<0.001	0.050	0.049	98	65-135	
1,2-Dichloroethane	<0.001	0.050	0.042	84	68-127	
1,1-Dichloroethane	<0.001	0.050	0.049	98	72-125	
trans-1,2-dichloroethene	<0.001	0.050	0.047	94	75-125	
cis-1,2-Dichloroethene	<0.001	0.050	0.046	92	75-125	
1,1-Dichloroethene	<0.001	0.050	0.048	96	59-172	
2,2-Dichloropropane	<0.001	0.050	0.049	98	75-125	
1,3-Dichloropropane	<0.001	0.050	0.045	90	75-125	
1,2-Dichloropropane	<0.001	0.050	0.049	98	74-125	

Blank Spike Recovery [D] = 100*[C]/[B]
All results are based on MDL and validated for QC purposes.

BRL - Below Reporting Limit

Blank Spike Recovery

Project Name: Hillcrest

Work Order #: 372041 **Project ID:** 760-SL10

Lab Batch #: 807082 **Sample:** 563551-1-BKS **Matrix:** Solid

Date Analyzed: 05/18/2010 **Date Prepared:** 05/18/2010 **Analyst:** CYE

Reporting Units: mg/kg **Batch #:** 1

BLANK /BLANK SPIKE RECOVERY STUDY

VOAs by SW-846 8260 Analytes	Blank Result [A]	Spike Added [B]	Blank Spike Result [C]	Blank Spike %R [D]	Control Limits %R	Flags
trans-1,3-dichloropropene	<0.001	0.050	0.051	102	66-125	
1,1-Dichloropropene	<0.001	0.050	0.042	84	75-125	
cis-1,3-Dichloropropene	<0.001	0.050	0.053	106	74-125	
Ethylbenzene	<0.001	0.050	0.046	92	75-125	
Hexachlorobutadiene	<0.001	0.050	0.052	104	75-125	
isopropylbenzene	<0.001	0.050	0.047	94	75-125	
Methylene Chloride	<0.004	0.050	0.047	94	75-125	
Naphthalene	<0.002	0.050	0.051	102	70-130	
n-Propylbenzene	<0.001	0.050	0.050	100	75-125	
Styrene	<0.001	0.050	0.048	96	75-125	
1,1,1,2-Tetrachloroethane	<0.001	0.050	0.048	96	72-125	
1,1,2,2-Tetrachloroethane	<0.001	0.050	0.053	106	74-125	
Tetrachloroethylene	<0.001	0.050	0.047	94	71-125	
Toluene	<0.001	0.050	0.047	94	59-139	
1,2,4-Trichlorobenzene	<0.001	0.050	0.051	102	75-135	
1,2,3-Trichlorobenzene	<0.001	0.050	0.051	102	75-137	
1,1,2-Trichloroethane	<0.001	0.050	0.048	96	75-127	
1,1,1-Trichloroethane	<0.001	0.050	0.043	86	75-125	
Trichloroethene	<0.001	0.050	0.046	92	62-137	
Trichlorofluoromethane	<0.001	0.050	0.048	96	67-125	
1,2,3-Trichloropropane	<0.001	0.050	0.052	104	75-125	
1,2,4-Trimethylbenzene	<0.001	0.050	0.049	98	75-125	
1,3,5-trimethylbenzene	<0.001	0.050	0.049	98	70-130	
Vinyl Chloride	<0.001	0.050	0.038	76	65-135	
o-Xylene	<0.001	0.050	0.048	96	75-125	
m,p-Xylenes	<0.002	0.100	0.095	95	75-125	

Blank Spike Recovery [D] = 100*[C]/[B]
All results are based on MDL and validated for QC purposes.

BRL - Below Reporting Limit

BS / BSD Recoveries

Project Name: Hillcrest

Work Order #: 372041 **Project ID:** 760-SL10

Analyst: LATCOR **Date Prepared:** 05/14/2010 **Date Analyzed:** 05/14/2010

Lab Batch ID: 806574 **Sample:** 563259-1-BKS **Batch #:** 1 **Matrix:** Solid

Units: mg/kg

BLANK /BLANK SPIKE / BLANK SPIKE DUPLICATE RECOVERY STUDY

Mercury by SW 7471A Analytes	Blank Sample Result [A]	Spike Added [B]	Blank Spike Result [C]	Blank Spike %R [D]	Spike Added [E]	Blank Spike Duplicate Result [F]	Blk. Spk Dup. %R [G]	RPD %	Control Limits %R	Control Limits %RPD	Flag
Mercury	<0.00625	0.05000	0.05500	110	0.05	0.05400	108	2	80-120	20	

Relative Percent Difference RPD = 200*|(C-F)/(C+F)|
Blank Spike Recovery [D] = 100*(C)/[B]
Blank Spike Duplicate Recovery [G] = 100*(F)/[E]
All results are based on MDL and Validated for QC Purposes

BS / BSD Recoveries

Project Name: Hillcrest

Work Order #: 372041 **Project ID:** 760-SL10

Analyst: DAE **Date Prepared:** 05/11/2010 **Date Analyzed:** 05/13/2010

Lab Batch ID: 806468 **Sample:** 562961-1-BKS **Batch #:** 1 **Matrix:** Solid

Units: mg/kg

BLANK /BLANK SPIKE / BLANK SPIKE DUPLICATE RECOVERY STUDY

SVOCs by EPA 8270C Analytes	Blank Sample Result [A]	Spike Added [B]	Blank Spike Result [C]	Blank Spike %R [D]	Spike Added [E]	Blank Spike Duplicate Result [F]	Blk. Spk Dup. %R [G]	RPD %	Control Limits %R	Control Limits %RPD	Flag
Acenaphthene	<0.033	1.67	1.69	101	1.67	1.69	101	0	48-118	25	
Acenaphthylene	<0.033	1.67	1.63	98	1.67	1.62	97	1	44-118	25	
Aniline (Phenylamine, Aminobenzene)	<0.035	1.67	1.14	68	1.67	1.12	67	2	8-126	25	
Anthracene	<0.045	1.67	1.75	105	1.67	1.74	104	1	53-119	25	
Benzo(a)anthracene	<0.033	1.67	1.55	93	1.67	1.56	93	1	53-124	25	
Benzo(a)pyrene	<0.033	1.67	1.71	102	1.67	1.77	106	3	54-128	25	
Benzo(b)fluoranthene	<0.033	1.67	1.46	87	1.67	1.45	87	1	45-141	25	
Benzo(g,h,i)perylene	<0.033	1.67	1.64	98	1.67	1.62	97	1	48-132	25	
Benzo(k)fluoranthene	<0.034	1.67	2.05	123	1.67	2.03	122	1	51-123	25	
Benzoic Acid	<0.298	5.00	3.16	63	5	3.26	65	3	9-157	25	
Benzyl Butyl Phthalate	<0.038	1.67	1.45	87	1.67	1.46	87	1	44-146	25	
bis(2-chloroethoxy) methane	<0.033	1.67	1.56	93	1.67	1.57	94	1	33-135	25	
bis(2-chloroethyl) ether	<0.033	1.67	1.38	83	1.67	1.37	82	1	44-120	25	
bis(2-chloroisopropyl) ether	<0.046	1.67	1.36	81	1.67	1.35	81	1	35-130	25	
bis(2-ethylhexyl) phthalate	<0.033	1.67	1.47	88	1.67	1.47	88	0	44-144	25	
4-Bromophenyl-phenylether	<0.045	1.67	1.53	92	1.67	1.52	91	1	54-126	25	
di-n-Butyl Phthalate	<0.033	1.67	1.68	101	1.67	1.67	100	1	40-149	25	
4-chloro-3-methylphenol	<0.041	1.67	1.43	86	1.67	1.44	86	1	48-134	25	
4-Chloroaniline	<0.033	1.67	1.39	83	1.67	1.37	82	1	5-125	25	
2-Chloronaphthalene	<0.033	1.67	1.45	87	1.67	1.45	87	0	45-128	25	

Relative Percent Difference RPD = 200*|(C-F)/(C+F)|
Blank Spike Recovery [D] = 100*(C)/[B]
Blank Spike Duplicate Recovery [G] = 100*(F)/[E]
All results are based on MDL and Validated for QC Purposes

BS / BSD Recoveries

Project Name: Hillcrest

Work Order #: 372041
Analyst: DAE
Lab Batch ID: 806468
Sample: 562961-1-BKS
Units: mg/kg

Date Prepared: 05/11/2010
Batch #: 1

Project ID: 760-SL10
Date Analyzed: 05/13/2010
Matrix: Solid

SVOCs by EPA 8270C Analytes	Blank Sample Result [A]	Spike Added [B]	Blank Spike Result [C]	Blank Spike %R [D]	Spike Added [E]	Blank Spike Duplicate Result [F]	Blk. Spk Dup. %R [G]	RPD %	Control Limits %R	Control Limits %RPD	Flag
2-Chlorophenol	<0.033	1.67	1.46	87	1.67	1.45	87	1	42-123	25	
4-Chlorophenyl Phenyl Ether	<0.033	1.67	1.50	90	1.67	1.49	89	1	48-131	25	
Chrysene	<0.033	1.67	1.55	93	1.67	1.61	96	4	57-117	25	
Dibenz(a,h)Anthracene	<0.040	1.67	1.72	103	1.67	1.69	101	2	52-134	25	
Dibenzofuran	<0.037	1.67	1.57	94	1.67	1.56	93	1	49-119	25	
1,2-Dichlorobenzene	<0.033	1.67	1.58	95	1.67	1.57	94	1	47-114	25	
1,3-Dichlorobenzene	<0.033	1.67	1.58	95	1.67	1.56	93	1	46-116	25	
1,4-Dichlorobenzene	<0.038	1.67	1.58	95	1.67	1.56	93	1	46-115	25	
3,3-Dichlorobenzidine	<0.064	1.67	1.22	73	1.67	1.22	73	0	19-142	25	
2,4-Dichlorophenol	<0.033	1.67	1.31	78	1.67	1.31	78	0	51-122	25	
Diethyl Phthalate	<0.033	1.67	1.47	88	1.67	1.47	88	0	51-135	25	
Dimethyl Phthalate	<0.038	1.67	1.47	88	1.67	1.46	87	1	53-128	25	
2,4-Dimethylphenol	<0.033	1.67	1.28	77	1.67	1.29	77	1	43-125	25	
4,6-dinitro-2-methyl phenol	<0.038	1.67	1.67	100	1.67	1.64	98	2	47-136	25	
2,4-Dinitrophenol	<0.033	1.67	1.25	75	1.67	1.12	67	11	28-131	25	
2,4-Dinitrotoluene	<0.044	1.67	1.46	87	1.67	1.46	87	0	35-152	25	
2,6-Dinitrotoluene	<0.033	1.67	1.51	90	1.67	1.52	91	1	48-137	25	
Fluoranthene	<0.037	1.67	1.79	107	1.67	1.76	105	2	52-126	25	
Fluorene	<0.033	1.67	1.64	98	1.67	1.62	97	1	48-121	25	
Hexachlorobenzene	<0.034	1.67	1.49	89	1.67	1.48	89	1	56-120	25	

Relative Percent Difference RPD = 200*|(C-F)/(C+F)|
Blank Spike Recovery [D] = 100*(C)/[B]
Blank Spike Duplicate Recovery [G] = 100*(F)/[E]
All results are based on MDL and Validated for QC Purposes

BS / BSD Recoveries

Project Name: Hillcrest

Work Order #: 372041 **Project ID:** 760-SL10

Analyst: DAE **Date Prepared:** 05/11/2010 **Date Analyzed:** 05/13/2010

Lab Batch ID: 806468 **Sample:** 562961-1-BKS **Batch #:** 1 **Matrix:** Solid

Units: mg/kg

SVOCs by EPA 8270C Analytes	Blank Sample Result [A]	Spike Added [B]	Blank Spike Result [C]	Blank Spike %R [D]	Spike Added [E]	Blank Spike Duplicate Result [F]	Blk. Spk Dup. %R [G]	RPD %	Control Limits %R	Control Limits %RPD	Flag
Hexachlorobutadiene	<0.033	1.67	1.47	88	1.67	1.48	89	1	46-122	25	
Hexachlorocyclopentadiene	<0.033	1.67	1.14	68	1.67	1.13	68	1	5-138	25	
Hexachloroethane	<0.036	1.67	1.52	91	1.67	1.49	89	2	26-141	25	
Indeno(1,2,3-c,d)Pyrene	<0.049	1.67	1.72	103	1.67	1.68	101	2	49-133	25	
Isophorone	<0.054	1.67	1.37	82	1.67	1.37	82	0	46-126	25	
2-Methylnaphthalene	<0.035	1.67	1.72	103	1.67	1.73	104	1	51-114	25	
2-methylphenol	<0.042	1.67	1.32	79	1.67	1.33	80	1	44-118	25	
3&4-Methylphenol	<0.067	3.33	2.37	71	3.33	2.38	71	0	25-131	25	
Naphthalene	<0.036	1.67	1.60	96	1.67	1.60	96	0	46-114	25	
4-Nitroaniline	<0.056	1.67	1.41	84	1.67	1.40	84	1	54-126	25	
3-Nitroaniline	<0.071	1.67	1.52	91	1.67	1.52	91	0	49-126	25	
2-Nitroaniline	<0.035	1.67	1.54	92	1.67	1.55	93	1	38-142	25	
Nitrobenzene	<0.033	1.67	1.63	98	1.67	1.65	99	1	41-128	25	
2-Nitrophenol	<0.033	1.67	1.49	89	1.67	1.50	90	1	43-130	25	
4-Nitrophenol	<0.058	1.67	1.00	60	1.67	1.03	62	3	34-133	25	
N-Nitrosodi-n-Propylamine	<0.033	1.67	1.42	85	1.67	1.41	84	1	45-122	25	
N-Nitrosodiphenylamine	<0.040	1.67	1.24	74	1.67	1.24	74	0	44-133	25	
di-n-Octyl Phthalate	<0.033	1.67	1.73	104	1.67	1.69	101	2	36-155	25	
Pentachlorophenol	<0.047	1.67	1.04	62	1.67	1.12	67	7	41-140	25	
Phenanthrene	<0.033	1.67	1.75	105	1.67	1.74	104	1	57-115	25	

Relative Percent Difference RPD = 200*|(C-F)/(C+F)|
Blank Spike Recovery [D] = 100*(C)/[B]
Blank Spike Duplicate Recovery [G] = 100*(F)/[E]
All results are based on MDL and Validated for QC Purposes

BS / BSD Recoveries

Project Name: Hillcrest

Work Order #: 372041
Analyst: DAE
Lab Batch ID: 806468
Sample: 562961-1-BKS
Units: mg/kg

Date Prepared: 05/11/2010
Batch #: 1

Project ID: 760-SL10
Date Analyzed: 05/13/2010
Matrix: Solid

SVOCs by EPA 8270C Analytes	Blank Sample Result [A]	Spike Added [B]	Blank Spike Result [C]	Blank Spike %R [D]	Spike Added [E]	Blank Spike Duplicate Result [F]	Blk. Spk Dup. %R [G]	RPD %	Control Limits %R	Control Limits %RPD	Flag
Phenol	<0.033	1.67	1.22	73	1.67	1.24	74	2	21-134	25	
Pyrene	<0.038	1.67	1.52	91	1.67	1.54	92	1	53-122	25	
Pyridine	<0.123	1.67	1.08	65	1.67	1.07	64	1	38-110	25	
1,2,4-Trichlorobenzene	<0.033	1.67	1.41	84	1.67	1.42	85	1	50-116	25	
2,4,6-Trichlorophenol	<0.037	1.67	1.47	88	1.67	1.45	87	1	49-131	25	
2,4,5-Trichlorophenol	<0.033	1.67	1.40	84	1.67	1.43	86	2	51-125	25	

Relative Percent Difference RPD = 200*|(C-F)/(C+F)|
Blank Spike Recovery [D] = 100*(C)/[B]
Blank Spike Duplicate Recovery [G] = 100*(F)/[E]
All results are based on MDL and Validated for QC Purposes

Form 3 - MS / MSD Recoveries

Project Name: Hillcrest

Work Order # : 372041 **Project ID:** 760-SL10

Lab Batch ID: 806574 **QC- Sample ID:** 371365-001 S **Batch #:** 1 **Matrix:** Soil

Date Analyzed: 05/14/2010 **Date Prepared:** 05/14/2010 **Analyst:** LATCOR

Reporting Units: mg/kg

Mercury by SW 7471A Analytes	Parent Sample Result [A]	Spike Added [B]	Spiked Sample Result [C]	Spiked Sample %R [D]	Spike Added [E]	Duplicate Spiked Sample Result [F]	Spiked Dup. %R [G]	RPD %	Control Limits %R	Control Limits %RPD	Flag
	MATRIX SPIKE / MATRIX SPIKE DUPLICATE RECOVERY STUDY										
Mercury	0.06591	0.05540	0.12961	115	0.05540	0.12740	111	2	80-120	20	

Lab Batch ID: 806955 **QC- Sample ID:** 371694-001 S **Batch #:** 1 **Matrix:** Soil

Date Analyzed: 05/18/2010 **Date Prepared:** 05/14/2010 **Analyst:** HAT

Reporting Units: mg/kg

Total RCRA by EPA 6020 Analytes	Parent Sample Result [A]	Spike Added [B]	Spiked Sample Result [C]	Spiked Sample %R [D]	Spike Added [E]	Duplicate Spiked Sample Result [F]	Spiked Dup. %R [G]	RPD %	Control Limits %R	Control Limits %RPD	Flag
	MATRIX SPIKE / MATRIX SPIKE DUPLICATE RECOVERY STUDY										
Arsenic	0.330	5.00	4.60	85	5.00	4.46	83	3	70-125	20	
Barium	9.25	5.00	14.1	97	5.00	13.3	81	6	70-125	20	
Cadmium	<0.100	2.00	1.86	93	2.00	1.80	90	3	70-125	20	
Lead	1.94	5.00	6.92	100	5.00	6.44	90	7	70-125	20	
Selenium	0.110	5.00	3.87	75	5.00	3.86	75	0	70-125	20	
Silver	<0.200	2.00	1.96	98	2.00	1.91	96	3	70-125	20	
Chromium	3.15	5.00	8.42	105	5.00	7.72	91	9	70-125	30	

Matrix Spike Percent Recovery [D] = 100*(C-A)/B
Relative Percent Difference RPD = 200*|(C-F)/(C+F)|

Matrix Spike Duplicate Percent Recovery [G] = 100*(F-A)/E

ND = Not Detected, J = Present Below Reporting Limit, B = Present in Blank, NR = Not Requested, I = Interference, NA = Not ApplicableN = See Narrative, EQL = Estimated Quantitation Limit

Form 3 - MS / MSD Recoveries

Project Name: Hillcrest

Work Order # : 372041 **Project ID:** 760-SL10

Lab Batch ID: 806147 **QC- Sample ID:** 371783-009 S **Batch #:** 1 **Matrix:** Water

Date Analyzed: 05/11/2010 **Date Prepared:** 05/11/2010 **Analyst:** CYE

Reporting Units: mg/L

VOAs by SW-846 8260 Analytes	MATRIX SPIKE / MATRIX SPIKE DUPLICATE RECOVERY STUDY										
	Parent Sample Result [A]	Spike Added [B]	Spiked Sample Result [C]	Spiked Sample %R [D]	Spike Added [E]	Duplicate Spiked Sample Result [F]	Spiked Dup. %R [G]	RPD %	Control Limits %R	Control Limits %RPD	Flag
Benzene	<0.005	0.050	0.049	98	0.050	0.050	100	2	66-142	21	
Bromobenzene	<0.005	0.050	0.051	102	0.050	0.049	98	4	75-125	20	
Bromochloromethane	<0.005	0.050	0.049	98	0.050	0.051	102	4	73-125	20	
Bromodichloromethane	<0.005	0.050	0.053	106	0.050	0.053	106	0	75-125	20	
Bromoform	<0.005	0.050	0.052	104	0.050	0.054	108	4	75-125	20	
Bromomethane	<0.005	0.050	0.041	82	0.050	0.041	82	0	70-130	20	
MTBE	<0.005	0.050	0.053	106	0.050	0.055	110	4	65-135	20	
tert-Butylbenzene	<0.005	0.050	0.055	110	0.050	0.054	108	2	75-125	20	
Sec-Butylbenzene	<0.005	0.050	0.056	112	0.050	0.055	110	2	75-125	20	
n-Butylbenzene	<0.005	0.050	0.053	106	0.050	0.052	104	2	75-125	20	
Carbon Tetrachloride	<0.005	0.050	0.051	102	0.050	0.052	104	2	62-125	20	
Chlorobenzene	<0.005	0.050	0.051	102	0.050	0.050	100	2	60-133	21	
Chloroethane	<0.010	0.050	0.042	84	0.050	0.043	86	2	70-130	20	
Chloroform	<0.005	0.050	0.050	100	0.050	0.050	100	0	74-125	20	
Chloromethane	<0.010	0.050	0.044	88	0.050	0.045	90	2	70-130	20	
2-Chlorotoluene	<0.005	0.050	0.052	104	0.050	0.051	102	2	73-125	20	
4-Chlorotoluene	<0.005	0.050	0.051	102	0.050	0.048	96	6	74-125	20	
p-Cymene (p-Isopropyltoluene)	<0.005	0.050	0.054	108	0.050	0.052	104	4	75-125	20	
1,2-Dibromo-3-Chloropropane	<0.005	0.050	0.050	100	0.050	0.054	108	8	59-125	28	
Dibromochloromethane	<0.005	0.050	0.054	108	0.050	0.055	110	2	73-125	20	
Dibromomethane	<0.005	0.050	0.048	96	0.050	0.049	98	2	69-127	23	
1,2-Dichlorobenzene	<0.005	0.050	0.051	102	0.050	0.051	102	0	75-125	20	
1,3-Dichlorobenzene	<0.005	0.050	0.053	106	0.050	0.051	102	4	75-125	20	

Matrix Spike Percent Recovery [D] = 100*(C-A)/B
Relative Percent Difference RPD = 200*|(C-F)/(C+F)|

Matrix Spike Duplicate Percent Recovery [G] = 100*(F-A)/E

ND = Not Detected, J = Present Below Reporting Limit, B = Present in Blank, NR = Not Requested, I = Interference, NA = Not ApplicableN = See Narrative, EQL = Estimated Quantitation Limit

Form 3 - MS / MSD Recoveries

Project Name: Hillcrest

Work Order # : 372041 **Project ID:** 760-SL10

Lab Batch ID: 806147 **QC- Sample ID:** 371783-009 S **Batch #:** 1 **Matrix:** Water

Date Analyzed: 05/11/2010 **Date Prepared:** 05/11/2010 **Analyst:** CYE

Reporting Units: mg/L

VOAs by SW-846 8260 Analytes	Parent Sample Result [A]	Spike Added [B]	Spiked Sample Result [C]	Spiked Sample %R [D]	Spike Added [E]	Duplicate Spiked Sample Result [F]	Spiked Dup. %R [G]	RPD %	Control Limits %R	Control Limits %RPD	Flag
1,4-Dichlorobenzene	<0.005	0.050	0.049	98	0.050	0.050	100	2	75-125	20	
Dichlorodifluoromethane	<0.005	0.050	0.049	98	0.050	0.054	108	10	70-130	23	
1,2-Dichloroethane	<0.005	0.050	0.046	92	0.050	0.047	94	2	68-127	20	
1,1-Dichloroethane	<0.005	0.050	0.052	104	0.050	0.052	104	0	72-125	20	
trans-1,2-dichloroethene	<0.005	0.050	0.049	98	0.050	0.050	100	2	75-125	20	
cis-1,2-Dichloroethene	<0.005	0.050	0.049	98	0.050	0.050	100	2	75-125	20	
1,1-Dichloroethene	<0.005	0.050	0.050	100	0.050	0.049	98	2	59-172	22	
2,2-Dichloropropane	<0.005	0.050	0.056	112	0.050	0.054	108	4	75-125	20	
1,3-Dichloropropane	<0.005	0.050	0.046	92	0.050	0.047	94	2	75-125	20	
1,2-Dichloropropane	<0.005	0.050	0.049	98	0.050	0.051	102	4	74-125	20	
trans-1,3-dichloropropene	<0.005	0.050	0.051	102	0.050	0.049	98	4	66-125	20	
1,1-Dichloropropene	<0.005	0.050	0.043	86	0.050	0.042	84	2	75-125	20	
cis-1,3-Dichloropropene	<0.005	0.050	0.052	104	0.050	0.052	104	0	74-125	20	
Ethylbenzene	<0.005	0.050	0.050	100	0.050	0.050	100	0	75-125	20	
Hexachlorobutadiene	<0.005	0.050	0.056	112	0.050	0.056	112	0	75-125	20	
isopropylbenzene	<0.005	0.050	0.051	102	0.050	0.052	104	2	75-125	20	
Naphthalene	<0.010	0.050	0.050	100	0.050	0.054	108	8	75-125	20	
n-Propylbenzene	<0.005	0.050	0.053	106	0.050	0.052	104	2	75-125	20	
Styrene	<0.005	0.050	0.044	88	0.050	0.037	74	17	75-125	51	X
1,1,1,2-Tetrachloroethane	<0.005	0.050	0.050	100	0.050	0.051	102	2	72-125	20	
1,1,2,2-Tetrachloroethane	<0.005	0.050	0.053	106	0.050	0.054	108	2	74-125	31	
Toluene	<0.005	0.050	0.049	98	0.050	0.048	96	2	59-139	21	
1,2,4-Trichlorobenzene	<0.005	0.050	0.053	106	0.050	0.055	110	4	75-135	20	

Matrix Spike Percent Recovery [D] = 100*(C-A)/B
Relative Percent Difference RPD = 200*|(C-F)/(C+F)|

Matrix Spike Duplicate Percent Recovery [G] = 100*(F-A)/E

ND = Not Detected, J = Present Below Reporting Limit, B = Present in Blank, NR = Not Requested, I = Interference, NA = Not ApplicableN = See Narrative, EQL = Estimated Quantitation Limit

Form 3 - MS / MSD Recoveries

Project Name: Hillcrest

Work Order # : 372041 **Project ID:** 760-SL10

Lab Batch ID: 806147 **QC- Sample ID:** 371783-009 S **Batch #:** 1 **Matrix:** Water

Date Analyzed: 05/11/2010 **Date Prepared:** 05/11/2010 **Analyst:** CYE

Reporting Units: mg/L

VOAs by SW-846 8260 Analytes	Parent Sample Result [A]	Spike Added [B]	Spiked Sample Result [C]	Spiked Sample %R [D]	Spike Added [E]	Duplicate Spiked Sample Result [F]	Spiked Dup. %R [G]	RPD %	Control Limits %R	Control Limits %RPD	Flag
1,2,3-Trichlorobenzene	<0.005	0.050	0.055	110	0.050	0.057	114	4	75-137	20	
1,1,2-Trichloroethane	<0.005	0.050	0.049	98	0.050	0.050	100	2	75-127	20	
1,1,1-Trichloroethane	<0.005	0.050	0.047	94	0.050	0.047	94	0	75-125	20	
Trichloroethene	<0.005	0.050	0.049	98	0.050	0.049	98	0	62-137	24	
Trichlorofluoromethane	<0.005	0.050	0.052	104	0.050	0.054	108	4	67-125	20	
1,2,3-Trichloropropane	<0.005	0.050	0.052	104	0.050	0.053	106	2	75-125	20	
1,2,4-Trimethylbenzene	<0.005	0.050	0.050	100	0.050	0.046	92	8	75-125	20	
1,3,5-trimethylbenzene	<0.005	0.050	0.053	106	0.050	0.052	104	2	70-125	20	
o-Xylene	<0.005	0.050	0.050	100	0.050	0.051	102	2	75-125	20	
m,p-Xylenes	<0.010	0.100	0.100	100	0.100	0.101	101	1	75-125	20	
Methylene Chloride	<0.005	0.050	0.050	100	0.050	0.050	100	0	75-125	35	
Tetrachloroethylene	<0.005	0.050	0.050	100	0.050	0.048	96	4	71-125	20	
Vinyl Chloride	<0.002	0.050	0.042	84	0.050	0.044	88	5	75-125	20	

Matrix Spike Percent Recovery [D] = 100*(C-A)/B
Relative Percent Difference RPD = 200*|(C-F)/(C+F)|

Matrix Spike Duplicate Percent Recovery [G] = 100*(F-A)/E

ND = Not Detected, J = Present Below Reporting Limit, B = Present in Blank, NR = Not Requested, I = Interference, NA = Not ApplicableN = See Narrative, EQL = Estimated Quantitation Limit

Form 3 - MS / MSD Recoveries

Project Name: Hillcrest

Work Order # : 372041 **Project ID:** 760-SL10

Lab Batch ID: 807082 **QC- Sample ID:** 372854-002 S **Batch #:** 1 **Matrix:** Soil

Date Analyzed: 05/18/2010 **Date Prepared:** 05/18/2010 **Analyst:** CYE

Reporting Units: mg/kg

VOAs by SW-846 8260 Analytes	MATRIX SPIKE / MATRIX SPIKE DUPLICATE RECOVERY STUDY										
	Parent Sample Result [A]	Spike Added [B]	Spiked Sample Result [C]	Spiked Sample %R [D]	Spike Added [E]	Duplicate Spiked Sample Result [F]	Spiked Dup. %R [G]	RPD %	Control Limits %R	Control Limits %RPD	Flag
Benzene	<0.006	0.059	0.058	98	0.059	0.060	102	3	66-142	21	
Bromobenzene	<0.006	0.059	0.060	102	0.059	0.063	107	5	75-125	25	
Bromochloromethane	<0.006	0.059	0.059	100	0.059	0.058	98	2	73-125	20	
Bromodichloromethane	<0.006	0.059	0.062	105	0.059	0.064	108	3	75-125	20	
Bromoform	<0.006	0.059	0.065	110	0.059	0.068	115	5	75-125	20	
Bromomethane	<0.006	0.059	0.049	83	0.059	0.047	80	4	65-135	20	
MTBE	<0.006	0.059	0.067	114	0.059	0.063	107	6	65-135	20	
tert-Butylbenzene	<0.006	0.059	0.067	114	0.059	0.074	125	10	75-125	25	
Sec-Butylbenzene	<0.006	0.059	0.068	115	0.059	0.073	124	7	75-125	25	
n-Butylbenzene	<0.006	0.059	0.064	108	0.059	0.067	114	5	75-125	25	
Carbon Tetrachloride	<0.006	0.059	0.058	98	0.059	0.060	102	3	62-125	20	
Chlorobenzene	<0.006	0.059	0.059	100	0.059	0.059	100	0	60-133	21	
Chloroethane	<0.012	0.059	0.049	83	0.059	0.046	78	6	65-135	20	
Chloroform	<0.006	0.059	0.058	98	0.059	0.057	97	2	74-125	20	
Chloromethane	<0.012	0.059	0.053	90	0.059	0.051	86	4	65-135	20	
2-Chlorotoluene	<0.006	0.059	0.061	103	0.059	0.064	108	5	73-125	25	
4-Chlorotoluene	<0.006	0.059	0.059	100	0.059	0.062	105	5	74-125	25	
p-Cymene (p-Isopropyltoluene)	<0.006	0.059	0.065	110	0.059	0.070	119	7	75-125	25	
1,2-Dibromo-3-Chloropropane	<0.006	0.059	0.075	127	0.059	0.079	134	5	59-125	28	X
Dibromochloromethane	<0.006	0.059	0.066	112	0.059	0.068	115	3	73-125	25	
Dibromomethane	<0.006	0.059	0.058	98	0.059	0.062	105	7	69-127	23	
1,2-Dichlorobenzene	<0.006	0.059	0.060	102	0.059	0.060	102	0	75-125	25	
1,3-Dichlorobenzene	<0.006	0.059	0.060	102	0.059	0.060	102	0	75-125	25	

Matrix Spike Percent Recovery [D] = 100*(C-A)/B
Relative Percent Difference RPD = 200*|(C-F)/(C+F)|

Matrix Spike Duplicate Percent Recovery [G] = 100*(F-A)/E

ND = Not Detected, J = Present Below Reporting Limit, B = Present in Blank, NR = Not Requested, I = Interference, NA = Not ApplicableN = See Narrative, EQL = Estimated Quantitation Limit

Form 3 - MS / MSD Recoveries

Project Name: Hillcrest

Work Order # : 372041 **Project ID:** 760-SL10

Lab Batch ID: 807082 **QC- Sample ID:** 372854-002 S **Batch #:** 1 **Matrix:** Soil

Date Analyzed: 05/18/2010 **Date Prepared:** 05/18/2010 **Analyst:** CYE

Reporting Units: mg/kg

VOAs by SW-846 8260 Analytes	Parent Sample Result [A]	Spike Added [B]	Spiked Sample Result [C]	Spiked Sample %R [D]	Spike Added [E]	Duplicate Spiked Sample Result [F]	Spiked Dup. %R [G]	RPD %	Control Limits %R	Control Limits %RPD	Flag
1,4-Dichlorobenzene	<0.006	0.059	0.058	98	0.059	0.058	98	0	75-125	25	
Dichlorodifluoromethane	<0.006	0.059	0.063	107	0.059	0.061	103	3	65-135	23	
1,2-Dichloroethane	<0.006	0.059	0.054	92	0.059	0.055	93	2	68-127	20	
1,1-Dichloroethane	<0.006	0.059	0.061	103	0.059	0.061	103	0	72-125	20	
trans-1,2-dichloroethene	<0.006	0.059	0.059	100	0.059	0.058	98	2	75-125	20	
cis-1,2-Dichloroethene	0.008	0.059	0.060	88	0.059	0.062	92	3	75-125	20	
1,1-Dichloroethene	<0.006	0.059	0.060	102	0.059	0.059	100	2	59-172	22	
2,2-Dichloropropane	<0.006	0.059	0.065	110	0.059	0.063	107	3	75-125	25	
1,3-Dichloropropane	<0.006	0.059	0.059	100	0.059	0.061	103	3	75-125	25	
1,2-Dichloropropane	<0.006	0.059	0.058	98	0.059	0.061	103	5	74-125	20	
trans-1,3-dichloropropene	<0.006	0.059	0.059	100	0.059	0.063	107	7	66-125	20	
1,1-Dichloropropene	<0.006	0.059	0.053	90	0.059	0.052	88	2	75-125	25	
cis-1,3-Dichloropropene	<0.006	0.059	0.060	102	0.059	0.063	107	5	74-125	20	
Ethylbenzene	<0.006	0.059	0.058	98	0.059	0.059	100	2	75-125	20	
Hexachlorobutadiene	<0.006	0.059	0.063	107	0.059	0.070	119	11	75-125	25	
isopropylbenzene	<0.006	0.059	0.061	103	0.059	0.061	103	0	75-125	25	
Methylene Chloride	<0.024	0.059	0.059	100	0.059	0.058	98	2	75-125	35	
Naphthalene	<0.012	0.059	0.066	112	0.059	0.064	108	3	70-130	20	
n-Propylbenzene	<0.006	0.059	0.065	110	0.059	0.067	114	3	75-125	25	
Styrene	<0.006	0.059	0.058	98	0.059	0.057	97	2	75-125	51	
1,1,1,2-Tetrachloroethane	<0.006	0.059	0.060	102	0.059	0.060	102	0	72-125	20	
1,1,2,2-Tetrachloroethane	<0.006	0.059	0.072	122	0.059	0.080	136	11	74-125	31	X
Tetrachloroethylene	0.001	0.059	0.059	98	0.059	0.062	103	5	71-125	20	

Matrix Spike Percent Recovery [D] = 100*(C-A)/B
Relative Percent Difference RPD = 200*|(C-F)/(C+F)|

Matrix Spike Duplicate Percent Recovery [G] = 100*(F-A)/E

ND = Not Detected, J = Present Below Reporting Limit, B = Present in Blank, NR = Not Requested, I = Interference, NA = Not ApplicableN = See Narrative, EQL = Estimated Quantitation Limit

Form 3 - MS / MSD Recoveries

Project Name: Hillcrest

Work Order # : 372041 **Project ID:** 760-SL10

Lab Batch ID: 807082 **QC- Sample ID:** 372854-002 S **Batch #:** 1 **Matrix:** Soil

Date Analyzed: 05/18/2010 **Date Prepared:** 05/18/2010 **Analyst:** CYE

Reporting Units: mg/kg

VOAs by SW-846 8260 Analytes	Parent Sample Result [A]	Spike Added [B]	Spiked Sample Result [C]	Spiked Sample %R [D]	Spike Added [E]	Duplicate Spiked Sample Result [F]	Spiked Dup. %R [G]	RPD %	Control Limits %R	Control Limits %RPD	Flag
Toluene	<0.006	0.059	0.058	98	0.059	0.058	98	0	59-139	21	
1,2,4-Trichlorobenzene	<0.006	0.059	0.058	98	0.059	0.053	90	9	75-135	25	
1,2,3-Trichlorobenzene	<0.006	0.059	0.059	100	0.059	0.056	95	5	75-137	25	
1,1,2-Trichloroethane	<0.006	0.059	0.061	103	0.059	0.066	112	8	75-127	20	
1,1,1-Trichloroethane	<0.006	0.059	0.055	93	0.059	0.054	92	2	75-125	20	
Trichloroethene	0.001	0.059	0.059	98	0.059	0.060	100	2	62-137	24	
Trichlorofluoromethane	<0.006	0.059	0.066	112	0.059	0.062	105	6	67-125	20	
1,2,3-Trichloropropane	<0.006	0.059	0.071	120	0.059	0.080	136	12	75-125	20	X
1,2,4-Trimethylbenzene	<0.006	0.059	0.062	105	0.059	0.066	112	6	75-125	25	
1,3,5-trimethylbenzene	<0.006	0.059	0.064	108	0.059	0.070	119	9	70-130	25	
Vinyl Chloride	<0.002	0.059	0.052	88	0.059	0.050	85	4	65-135	20	
o-Xylene	<0.006	0.059	0.060	102	0.059	0.059	100	2	75-125	20	
m,p-Xylenes	<0.012	0.119	0.119	100	0.119	0.119	100	0	75-125	20	

Matrix Spike Percent Recovery [D] = 100*(C-A)/B
Relative Percent Difference RPD = 200*|(C-F)/(C+F)|

Matrix Spike Duplicate Percent Recovery [G] = 100*(F-A)/E

ND = Not Detected, J = Present Below Reporting Limit, B = Present in Blank, NR = Not Requested, I = Interference, NA = Not ApplicableN = See Narrative, EQL = Estimated Quantitation Limit

Sample Duplicate Recovery

Project Name: Hillcrest

Work Order #: 372041

Lab Batch #: 805876 **Project ID:** 760-SL10
Date Analyzed: 05/10/2010 **Date Prepared:** 05/10/2010 **Analyst:** JSO
QC- Sample ID: 371750-006 D **Batch #:** 1 **Matrix:** Soil
Reporting Units: %

Percent Moisture Analyte	SAMPLE / SAMPLE DUPLICATE RECOVERY Parent Sample Result [A]	Sample Duplicate Result [B]	RPD	Control Limits %RPD	Flag
Percent Moisture	9.24	9.39	2	20	

Lab Batch #: 805876
Date Analyzed: 05/10/2010 **Date Prepared:** 05/10/2010 **Analyst:** JSO
QC- Sample ID: 371857-001 D **Batch #:** 1 **Matrix:** Soil
Reporting Units: %

Percent Moisture Analyte	SAMPLE / SAMPLE DUPLICATE RECOVERY Parent Sample Result [A]	Sample Duplicate Result [B]	RPD	Control Limits %RPD	Flag
Percent Moisture	7.24	6.23	15	20	

Lab Batch #: 806955
Date Analyzed: 05/18/2010 **Date Prepared:** 05/14/2010 **Analyst:** HAT
QC- Sample ID: 371694-001 D **Batch #:** 1 **Matrix:** Soil
Reporting Units: ug/kg

Total RCRA by EPA 6020 Analyte	SAMPLE / SAMPLE DUPLICATE RECOVERY Parent Sample Result [A]	Sample Duplicate Result [B]	RPD	Control Limits %RPD	Flag
Arsenic	330	280	16	20	
Barium	9250	8670	6	20	
Cadmium	<100	<100	NC	20	
Lead	1940	1980	2	20	
Selenium	110	<300	NC	20	
Silver	<200	<200	NC	20	
Chromium	3150	3210	2	20	

Spike Relative Difference RPD 200 * | (B-A)/(B+A) |
All Results are based on MDL and validated for QC purposes.
BRL - Below Reporting Limit

ANALYSIS REQUEST & CHAIN OF CUSTODY RECORD

XENCO Laboratories — B&A Laboratories, Inc.

- [X] 4143 Greenbriar Drive, Stafford, Tx 77477 281-240-4200
- [ ] 5332 Blackberry Drive, San Antonio, Tx 78238 210-509-3334
- [ ] 9701 Harry Hines Blvd., Dallas, Tx 75220 214-902-0300
- [ ] 12600 West I-20 East, Odessa, Tx 79765 432-569-1800
- [ ] 842 Cantwell, Corpus Christi, Tx 78408 361-884-0371

Serial #: 246744 Page 1 of 1

Company-City: GEO STRATA Phone: (210) 492-7282

Lab Only: 372041-H

Proj Name-Location: HILLCREST [ ] Previously done at XENCO Project ID: 760-510

TAT: ASAP 5h 12h 24h 48h 3d 5d 7d 10d 21d Standard TAT is project specific.
It is typically 5-7 Working Days for level II and 10+ Working days for level III and IV data.

Proj State: (TX), AL, FL, GA, LA, MS, NC, NJ, PA, SC, TN, UT Other

Proj. Manager (PM): CARRIE Holderfield

e-Mail Results to [ ] PM and Fax No:

Invoice to [ ] Accounting [ ] Inc. Invoice with Final Report [✓] Invoice must have a P.O
Bill to:

Quote/Pricing: STATE LEAD P.O No: [ ] Call for P.O.

Reg Program: UST DRY-CLEAN Land-Fill Waste-Disp NPDES (DW) TRRP

QAPP Per-Contract CLP AFCEE NAVY DOE DOD USACE OTHER:

Special DLs (GW DW QAPP MDLs RLs See Lab PM Included Call PM)

Sampler Name: Rudy Arredondo Signature:

	Sample ID	Sampling Date	Time	Depth ft / In / m	Matrix	Composite	Grab	# Containers	Container Size	Container Type	Preservatives
1	RINSATE BLANK #3	5/7/10	1300		W		X	3	40	A	V
2	Temp Blank										
3	RENA GRAB	5/7/10	1325		S		X	3	4	C	V
4											
5											
6											
7											
8											
9											
10											

RA

Matrix	VOCs: Full-List BTEX-MTBE EtOH Oxyg VOHs VOAs	VOC's PP TCL DW Appdx-1 Appdx-2 CALL Other:	PAHs	TX-1005 DRO GRO MA EPH MA VPH	SVOCs: Full-List DW BN&AE TCL PP Appdx-2 CALL	OC Pesticides PCBs Herbicides OP Pesticides	Metals: RCRA-8 RCRA-4 Pb 13PP 23TAL Appdx 1 Appdx 2	SPLP - TCLP (Metals VOCs SVOCs Pest. Herb. PCBs)	EDB / DBCP	VOC's (8260)	VOC's (8260 B)	SVOC's (8270)	RCRA 8	PLEASE CALL TO VERIFY MERCURY METHOD ANALYSIS
W											✓			
										✓		✓	✓	
S														

TAT: ASAP 5h 12h 24h 48h 3d 5d 7d 10d 21d

Addn: PAH above mg/L W, mg/Kg S Highest Hit

Hold Samples (Surcharges will apply and are pre-approved)

Sample Clean-ups are pre-approved as needed

Remarks

Addn: Date Rcv by: From:

Relinquished by (Initials and Sign)	Date & Time	Relinquished to (Initials and Sign)	Date & Time
1) RA	5/7/10 1400	2)	
3)		4)	
5)		6)	5-8-10 8:30

Total Containers per COC: 6 Cooler Temp: 4.6

Upon signings this COC you accept XENCO terms and Conditions unless otherwise agreed on writing. Reports are the Intellectual Property of XENCO until paid. Samples will be held 30 days after final report is e-mailed unless hereby requested. Rush charges and Collection Fees are pre-approved if needed.

Preservatives: Various (**V**), HCl pH<2 (**H**), H2SO4 pH<2 (**S**), HNO3 pH<2 (**N**), Asbc Acid&NaOH (**A**), ZnAc&NaOH (**Z**), (Cool,<4C) (**C**), None (**NA**), See Label (**L**), Other (**O**) _____

Cont. Size: 4oz (**4**), 8oz (**8**), 32oz (**32**), 40ml VOA (**40**), 1L (**1**), 500ml (**5**), Tedlar Bag (**B**), Various (V), Other _____ **Cont. Type:** Glass Amb (**A**), Glass Clear (**C**), Plastic (**P**), Various (**V**)

Matrix: Air (**A**), Product (**P**), Solid(**S**), Water (**W**), Liquid (**L**)

Committed to Excellence in Service and Quality *www.xenco.com*

Notice: Signature of this document and relinquishment of these samples constitutes a valid purchase order from client company to Xenco Laboratories and its affiliates, subcontractors and assigns under Xenco's standard terms and conditions of service unless previoiusly negotiated under a fully executed client contract.

XENCO Laboratories

Prelogin / Nonconformance Report - Sample Log-In

Client: Geo Strata

Date/Time: 5-8-10

Lab ID # : 372041

Initials: AA

Sample Receipt Checklist

1. Samples on ice?	Blue	(Water)	No	
2. Shipping container in good condition?	(Yes)	No	None	
3. Custody seals intact on shipping container (cooler) and bottles?	(Yes)	No	N/A	
4. Chain of Custody present?	(Yes)	No		
5. Sample instructions complete on chain of custody?	(Yes)	No		
6. Any missing / extra samples?	Yes	(No)		
7. Chain of custody signed when relinquished / received?	(Yes)	No		
8. Chain of custody agrees with sample label(s)?	(Yes)	No		
9. Container labels legible and intact?	(Yes)	No		
10. Sample matrix / properties agree with chain of custody?	(Yes)	No		
11. Samples in proper container / bottle?	(Yes)	No		
12. Samples properly preserved?	(Yes)	No	N/A	
13. Sample container intact?	(Yes)	No		
14. Sufficient sample amount for indicated test(s)?	(Yes)	No		
15. All samples received within sufficient hold time?	(Yes)	No		
16. Subcontract of sample(s)?	Yes	No	N/A	
17. VOC sample have zero head space?	(Yes)	No	N/A	

18. Cooler 1 No.		Cooler 2 No.		Cooler 3 No.		Cooler 4 No.		Cooler 5 No.	
lbs	4.9 °C	lbs	°C	lbs	°C	lbs	°C	lbs	°C

Nonconformance Documentation

Contact:_____ Contacted by:_____ Date/Time:_____

Regarding: _____

_____

Corrective Action Taken: _____

_____

_____

_____

Check all that apply:
- ☐ Cooling process has begun shortly after sampling event and out of temperature condition acceptable by NELAC 5.5.8.3.1.a.1.
- ☐ Initial and Backup Temperature confirm out of temperature conditions
- ☐ Client understands and would like to proceed with analysis

Attachment A Laboratory Data Package Cover Page

Project Name: **Hillcrest** Laboratory Number: **372125**

This Data package consists of :

☑ This signature page, the laboratory review checklist, and the following reportable data:

☑ R1 Field chain-of-custody documentation;

☑ R2 Sample identification cross-reference;

☑ R3 Test reports (analytical data sheets) for each environmental sample that includes:
- a) Items consistent with NELAC 5.13 or ISO/IEC 17025 Section 5.10
- b) dilution factors,
- c) preparation methods,
- d) cleanup methods, and
- e) if required for the project, tentatively identified compounds (TICs).

☑ R4 Surrogate Recovery data including:
- a) Calculated recovery (%R), and
- b) The laboratory's surrogate QC limits.

☑ R5 Test reports/summary forms for blank samples;

☑ R6 Test reports/summary forms for laboratory control samples (LCSs) including:
- a) LCS spiking amounts,
- b) Calculated %R for each analyte, and
- c) The laboratory's LCS QC limits.

☑ R7 Test reports for project matrix spike/matrix spike duplicates (MS/MSDs) including:
- a) Samples associated with the MS/MSD clearly identified,
- b) MS/MSD spiking amounts,
- c) Concentration of each MS/MSD analyte measured in the parent and spiked samples,
- d) Calculated %Rs and relative percent differences (RPDs) and
- e) The laboratory's MS/MSD QC limits

☑ R8 Laboratory anaytical duplicate (if applicable) recovery and precision:
- a) the amount of analyte measured in the duplicate,
- b) the calculated RPD, and
- c) the laboratory's QC limits for analytical duplicates.

☑ R9 List of method quantitation limits (MQLs) for each analyte for each method and matrix;

☑ R10 Other problems or anomalies.

☑ Exception Report for every "No" or "Not Reviewed (NR)" item in laboratory review check list.

Release Statement: I am responsible for the release of this laboratory data package. This data package has been reviewed by the laboratory and is complete and technically compliant with the requirements of the methods used, except where noted by the laboratory in the attached exception reports. By my signature below, I affirm to the best of my knowledge, all problems/anomalies, observed by the laboratory as having the potential to affect the quality of the data, have been identified by the laboratory in the Laboratory Review Checklist, and no information or data have been knowingly withheld that would affect the quality of the data.

Check, if applicable: [ ] This laboratory is an in-house laboratory controlled by the person responding to rule. The official signing the cover page of the rule-required report (for example, the APAR) in which these data are used is responsible for releasing this data package and is by signature affirming the above release statement is true.

Carlos A. Castro, Ph.D., MB		**Managing Director, Texas**	**05/14/10**
Name (Printed)	Signature	Official Title (printed)	Date

Attachment A (cont'd) : Laboratory Review Checklist: Reportable Data

Laboratory Name:	XENCO Laboratories	Report Date :	05/14/10
Project Name:	Hillcrest	Laboratory Job Number :	372125
Reviewer Name:	John Cady	Batch Number(s) :	806147

#[1]	A[2]	Description	Yes	No	NA[3]	NR[4]	ER#[5]
R1	OI	**Chain-of-Custody (COC)**					
		Did samples meet the laboratory's standard conditions of sample acceptability upon receipt?	X				
		Were all departures from standard conditions described in an exception report?			X		
R2	OI	**Sample and Quality Control (QC) Identification**					
		Are all field sample ID numbers cross-referenced to the laboratory ID numbers?	X				
		Are all laboratory ID numbers cross-referenced to the corresponding QC data?	X				
R3	OI	**Test Reports**					
		Were all samples prepared and analyzed within holding times?	X				
		Other than those results <MQL, were all other raw values bracketed by calibration standards?	X				
		Were calculations subject to appropriate checks?	X				
		Were all analyte identifications subject to appropriate checks?	X				
		Were sample quantitation limits reported for all analytes not detected?	X				
		Were all results for soil and sediment samples reported on a dry weight basis?			X		
		Were % moisture (or solids) reported for all soil and sediment samples?			X		
		If required for the project, were TICs reported?			X		
R4	O	**Surrogate Recovery Data**					
		Were surrogates added prior to extraction?	X				
		Were surrogate percent recoveries in all samples within the laboratory QC limits?	X				
R5	OI	**Test Reports/Summary Forms for Blank Samples**					
		Were appropriate type(s) of blanks analyzed?	X				
		Were blanks analyzed at the appropriate frequency ?	X				
		Were method blanks taken through the entire analytical procedure, including preparation and, if applicable, cleanup procedures ?	X				
		Were Blank Concentrations <MQL?	X				
R6	OI	**Laboratory Control Samples (LCS):**					
		Were all COCs included in the LCS?	X				
		Was each LCS taken through the entire analytical procedure, including prep and cleanup steps?	X				
		Were LCSs analyzed at the required frequency?	X				
		Were LCS (and LCSD, if applicable) %Rs within the laboratory QC limits?	X				
		Does the detectability data document the laboratory's capability to detect the COCs at the MDL used to calculate the SQL ?	X				
		Was the LCSD RPD within the QC limits?			X		
R7	OI	**Matrix Spike (MS) and Matrix Spike Duplicate (MSD) data**					
		Were the project/method specified analytes included in the MS and MSD?	X				
		Were MS/MSD analyzed at the appropriate frequency?	X				
		Were MS (and MSD, if applicable) %Rs within the laboratory QC limits?		X			1
		Were MS/MSD RPDs within the laboratory QC limits?	X				
R8	OI	**Analytical Duplicate Data**					
		Were appropriate analytical duplicates analyzed for each matrix?			X		
		Were analytical duplicates analyzed at the appropriate frequency?			X		
		Were RPDs or relative standard deviations within the laboratory QC limits?			X		
R9	OI	**Method Quantitation Limits (MQLs)**					
		Are the MQLs for each method analyte included in the laboratory data package?	X				
		Do the MQLs correspond to the concentration of the lowest non-zero calibration standard?	X				
		Are unadjusted MQLs included in the laboratory data package?	X				
R10	OI	**Other Problems/Anomalies**					
		Are all known problems/anomalies/special conditions noted in the LRC and ER?	X				
		Were all necessary corrective actions performed for the reported data?	X				
		Was applicable and available technology used to lower the SQL to minimize the matrix interference effects on the sample results?	X				

Attachment A (cont'd) : Laboratory Review Checklist: Reportable Data

Laboratory Name:	XENCO Laboratories	Report Date :	05/14/10
Project Name:	Hillcrest	Laboratory Job Number :	372125
Reviewer Name:	John Cady	Batch Number(s) :	806147

#[1]	A[2]	Description	Yes	No	NA[3]	NR[4]	ER#[5]
S1	OI	**Initial Calibration (ICAL)**					
		Were response factors and/or relative response factors for each analyte within QC limits?	X				
		Were percent RSDs or correlation coefficient criteria met?	X				
		Was the number of standards recommended in the method used for all analytes?	X				
		Were all points generated between the lowest and the highest standard used to calculate the curve?	X				
		Are ICAL data available for all instruments used?	X				
		Has the initial calibration curve been verified using an appropriate second source standard?	X				
S2	OI	**Initial and Continuing Calibration Verification (ICCV and CCV) and continuing calibration**					
		Was the CCV analyzed at the method-required frequency?	X				
		Were percent differences for each analyte within the method-required QC limits?	X				
		Was the ICAL curve verified for each analyte?	X				
		Was the absolute value of the analyte concentration in the inorganic CCB <MDL?			X		
S3	O	**Mass Spectral Tuning**					
		Was the appropriate compound for the method used for tuning?	X				
		Were ion abundance data within the method-required QC limits?	X				
S4	O	**Internal Standard (IS)**					
		Were IS area counts and retention times within the method-required QC limits?	X				
S5	OI	**Raw Data (NELAC section 1 Appendix A glossary, and section 5.12 or ISO/IEC 17025 section)**					
		Were the raw data (for example, chromatograms, spectral data) reviewed by an analyst?	X				
		Were data associated with manual integrations flagged on the raw data?	X				
S6	O	**Dual Column Confirmation**					
		Did dual column confirmation results meet the method-required QC?			X		
S7	O	**Tentatively Identified Compounds (TICs)**					
		If TICs were requested, were the mass spectra and TIC data subject to appropriate checks?			X		
S8	I	**Interference Check Sample (ICS) Results**					
		Were percent recoveries within method QC limits?			X		
S9	I	**Serial Dilutions, Post Digestions Spikes, and Method of Standard Additions**					
		Were percent differences, recoveries, and the linearity within the QC limits specified in the method?			X		
S10	OI	**Method Detection Limit (MDL) Studies**					
		Was a MDL study performed for each reported analyte?	X				
		Is the MDL either adjusted or supported by the analysis of DCSs?	X				
S11	OI	**Proficiency Test Reports**					
		Was the laboratory's performance acceptable on the applicable proficiency tests or evaluation studies?	X				
S12	OI	**Standards Documentation**					
		Are all standards used in the analyses NIST-traceable or obtained from other appropriate sources?	X				
S13	OI	**Compound/Analyte Identification Procedures**					
		Are the procedures for compound/analyte identification documented?	X				
S14	OI	**Demonstration of Analyst Competency (DOC)**					
		Was DOC concluded consistent with NELAC Chapter 5C or ISO/IEC 4?	X				
		Is documentation of the analyst's competency up-to-date and on file?	X				
S15	OI	**Verification/Validation Documentation for Methods (NELAC Chap 5 or ISO/IEC 17025 Section 5)**					
		Are all methods used to generate the data documented, verified, and validated, where applicable?	X				
S16	OI	**Laboratory Standard Operating Procedures (SOPs)**					
		Are laboratory SOPs current and on file for each method performed?	X				

1. Items identified by the letter "R" must be included in the laboratory data package submitted to the TCEQ-required report(s). Items identified by the letter "S" should be retained and made available upon request for the appropriate retention period.
2. O = organic analyses; I = inorganic analyses (and general chemistry, when applicable).
3. NA = Not applicable.
4. NR = Not reviewed.
5. ER# = Exception Report identification number (an Exception Report should be completed for an item if "NR" or "No" is checked).

Attachment A (cont'd): Laboratory Review Checklist: Exception Reports

Laboratory Name: XENCO Laboratories	Report Date: 05/14/10
Project Name: Hillcrest	Laboratory Job Number: 372125
Reviewer Name: John Cady	Batch Number(s): 806147

ER# [1]	DESCRIPTION
1	SW8260B Batch 806147, Styrene recovered below QC limits in the Matrix Spike Duplicate. Samples affected are: 372125-002, -001. The Laboratory Control Sample for Styrene is within laboratory Control Limits

1 ER# = Exception Report identification number (an Exception Report should be completed for an item if "NR" or "No is checked on the LRC).

Analytical Report 372125

for

Geo Strata Environmental Consultants

Project Manager: Cheri Holbrook-Krieg

Hillcrest

760-SL10

14-MAY-10

4143 Greenbriar Dr., Stafford, TX 77477
Ph:(281) 240-4200 Fax:(281) 240-4280

Xenco-Houston (EPA Lab code: TX00122):
Texas (T104704215-TX), Arizona (AZ0738), Arkansas (08-039-0), Connecticut (PH-0102), Florida (E871002)
Illinois (002082), Indiana (C-TX-02), Iowa (392), Kansas (E-10380), Kentucky (45), Louisiana (03054)
New Hampshire (297408), New Jersey (TX007), New York (11763), Oklahoma (9218), Pennsylvania (68-03610)
Rhode Island (LAO00312), USDA (S-44102)

Xenco-Atlanta (EPA Lab Code: GA00046):
Florida (E87429), North Carolina (483), South Carolina (98015), Utah (AALI1), West Virginia (362), Kentucky (85)
Louisiana (04176), USDA (P330-07-00105)

Xenco-Miami (EPA Lab code: FL01152): Florida (E86678), Maryland (330)
Xenco-Tampa Mobile (EPA Lab code: FL01212): Florida (E84900)
Xenco-Odessa (EPA Lab code: TX00158): Texas (T104704400-TX)
Xenco-Dallas (EPA Lab code: TX01468): Texas (T104704295-TX)
Xenco-Corpus Christi (EPA Lab code: TX02613): Texas (T104704370)
Xenco-Boca Raton (EPA Lab Code: FL00449):
Florida(E86240),South Carolina(96031001), Louisiana(04154), Georgia(917)
North Carolina(444), Texas(T104704468-TX), Illinois(002295)

14-MAY-10

Project Manager: **Cheri Holbrook-Krieg**
Geo Strata Environmental Consultants
4718 College Park
San Antonio, TX 78249

Reference: XENCO Report No: **372125**
Hillcrest
Project Address: TX

Cheri Holbrook-Krieg:

We are reporting to you the results of the analyses performed on the samples received under the project name referenced above and identified with the XENCO Report Number 372125. All results being reported under this Report Number apply to the samples analyzed and properly identified with a Laboratory ID number. Subcontracted analyses are identified in this report with either the NELAC certification number of the subcontract lab in the analyst ID field, or the complete subcontracted report attached to this report.

Unless otherwise noted in a Case Narrative, all data reported in this Analytical Report are in compliance with NELAC standards. Estimation of data uncertainty for this report is found in the quality control section of this report unless otherwise noted. Should insufficient sample be provided to the laboratory to meet the method and NELAC Matrix Duplicate and Matrix Spike requirements, then the data will be analyzed, evaluated and reported using all other available quality control measures.

The validity and integrity of this report will remain intact as long as it is accompanied by this letter and reproduced in full, unless written approval is granted by XENCO Laboratories. This report will be filed for at least 5 years in our archives after which time it will be destroyed without further notice, unless otherwise arranged with you. The samples received, and described as recorded in Report No. 372125 will be filed for 60 days, and after that time they will be properly disposed without further notice, unless otherwise arranged with you. We reserve the right to return to you any unused samples, extracts or solutions related to them if we consider so necessary (e.g., samples identified as hazardous waste, sample sizes exceeding analytical standard practices, controlled substances under regulated protocols, etc).

We thank you for selecting XENCO Laboratories to serve your analytical needs. If you have any questions concerning this report, please feel free to contact us at any time.

Respectfully,

Carlos Castro
Managing Director, Texas

Recipient of the Prestigious Small Business Administration Award of Excellence in 1994.
Certified and approved by numerous States and Agencies.
A Small Business and Minority Status Company that delivers SERVICE and QUALITY
Houston - Dallas - San Antonio - Austin - Tampa - Miami - Atlanta - Corpus Christi - Latin America

Sample Cross Reference 372125

Geo Strata Environmental Consultants, San Antonio, TX

Hillcrest

Sample Id	Matrix	Date Collected	Sample Depth	Lab Sample Id
Rinsate Blank #5	W	May-08-10 13:00		372125-001
Phase I IDW	W	May-08-10 13:10		372125-002

Sample Id: **Rinsate Blank #5**	Matrix:Water	Sample Depth:	
Lab Sample Id: **372125-001**	Date Collected: May-08-10 13:00	Date Received: May-10-10 09:00	

Analytical Method: **VOAs by SW-846 8260**		% Moist:	Prep Method: 5030B
Date Anal: May-11-10 19:05	Analyst: CYE	Date Prep: May-11-10 18:20	Tech: CYE
Anal seq: 806147		Prep seq: 563021	

Parameter	CAS Number	Result	MQL UnAdj	MQL Adj	MDL UnAdj	SDL	Units	Flag	Dil
Benzene	71-43-2	U	0.005	0.005	0.0010	0.001	mg/L	U	1
Bromobenzene	108-86-1	U	0.005	0.005	0.0010	0.001	mg/L	U	1
Bromochloromethane	74-97-5	U	0.005	0.005	0.0010	0.001	mg/L	U	1
Bromodichloromethane	75-27-4	U	0.005	0.005	0.0010	0.001	mg/L	U	1
Bromoform	75-25-2	U	0.005	0.005	0.0010	0.001	mg/L	U	1
Bromomethane	74-83-9	U	0.005	0.005	0.0010	0.001	mg/L	U	1
MTBE	1634-04-4	U	0.005	0.005	0.0010	0.001	mg/L	U	1
tert-Butylbenzene	98-06-6	U	0.005	0.005	0.0010	0.001	mg/L	U	1
Sec-Butylbenzene	135-98-8	U	0.005	0.005	0.0010	0.001	mg/L	U	1
n-Butylbenzene	104-51-8	U	0.005	0.005	0.0010	0.001	mg/L	U	1
Carbon Tetrachloride	56-23-5	U	0.005	0.005	0.0010	0.001	mg/L	U	1
Chlorobenzene	108-90-7	U	0.005	0.005	0.0010	0.001	mg/L	U	1
Chloroethane	75-00-3	U	0.010	0.010	0.0020	0.002	mg/L	U	1
Chloroform	67-66-3	U	0.005	0.005	0.0010	0.001	mg/L	U	1
Chloromethane	74-87-3	U	0.010	0.010	0.0020	0.002	mg/L	U	1
2-Chlorotoluene	95-49-8	U	0.005	0.005	0.0010	0.001	mg/L	U	1
4-Chlorotoluene	106-43-4	U	0.005	0.005	0.0010	0.001	mg/L	U	1
p-Cymene (p-Isopropyltoluene)	99-87-6	U	0.005	0.005	0.0010	0.001	mg/L	U	1
1,2-Dibromo-3-Chloropropane	96-12-8	U	0.005	0.005	0.0010	0.001	mg/L	U	1
Dibromochloromethane	124-48-1	U	0.005	0.005	0.0010	0.001	mg/L	U	1
Dibromomethane	74-95-3	U	0.005	0.005	0.0010	0.001	mg/L	U	1
1,2-Dichlorobenzene	95-50-1	U	0.005	0.005	0.0010	0.001	mg/L	U	1
1,3-Dichlorobenzene	541-73-1	U	0.005	0.005	0.0010	0.001	mg/L	U	1
1,4-Dichlorobenzene	106-46-7	U	0.005	0.005	0.0010	0.001	mg/L	U	1
Dichlorodifluoromethane	75-71-8	U	0.005	0.005	0.0010	0.001	mg/L	U	1
1,2-Dichloroethane	107-06-2	U	0.005	0.005	0.0010	0.001	mg/L	U	1
1,1-Dichloroethane	75-34-3	U	0.005	0.005	0.0010	0.001	mg/L	U	1
trans-1,2-dichloroethene	156-60-5	U	0.005	0.005	0.0010	0.001	mg/L	U	1
cis-1,2-Dichloroethene	156-59-2	U	0.005	0.005	0.0010	0.001	mg/L	U	1
1,1-Dichloroethene	75-35-4	U	0.005	0.005	0.0010	0.001	mg/L	U	1
2,2-Dichloropropane	594-20-7	U	0.005	0.005	0.0010	0.001	mg/L	U	1
1,3-Dichloropropane	142-28-9	U	0.005	0.005	0.0010	0.001	mg/L	U	1
1,2-Dichloropropane	78-87-5	U	0.005	0.005	0.0010	0.001	mg/L	U	1
trans-1,3-dichloropropene	10061-02-6	U	0.005	0.005	0.0010	0.001	mg/L	U	1
1,1-Dichloropropene	563-58-6	U	0.005	0.005	0.0010	0.001	mg/L	U	1
cis-1,3-Dichloropropene	10061-01-5	U	0.005	0.005	0.0010	0.001	mg/L	U	1
Ethylbenzene	100-41-4	U	0.005	0.005	0.0010	0.001	mg/L	U	1
Hexachlorobutadiene	87-68-3	U	0.005	0.005	0.0010	0.001	mg/L	U	1
isopropylbenzene	98-82-8	U	0.005	0.005	0.0010	0.001	mg/L	U	1
Naphthalene	91-20-3	U	0.010	0.010	0.0020	0.002	mg/L	U	1
n-Propylbenzene	103-65-1	U	0.005	0.005	0.0010	0.001	mg/L	U	1
Styrene	100-42-5	U	0.005	0.005	0.0010	0.001	mg/L	U	1
1,1,1,2-Tetrachloroethane	630-20-6	U	0.005	0.005	0.0010	0.001	mg/L	U	1

Geo Strata Environmental Consultants, San Antonio, TX

Hillcrest

Sample Id: **Rinsate Blank #5**	Matrix:Water	Sample Depth:	
Lab Sample Id: **372125-001**	Date Collected: May-08-10 13:00	Date Received: May-10-10 09:00	

Analytical Method: **VOAs by SW-846 8260** % Moist: Prep Method: 5030B

Date Anal: May-11-10 19:05 Analyst: CYE Date Prep: May-11-10 18:20 Tech: CYE

Anal seq: 806147 Prep seq: 563021

Parameter	CAS Number	Result	MQL UnAdj	MQL Adj	MDL UnAdj	SDL	Units	Flag	Dil
1,1,2,2-Tetrachloroethane	79-34-5	U	0.005	0.005	0.0010	0.001	mg/L	U	1
Toluene	108-88-3	U	0.005	0.005	0.0010	0.001	mg/L	U	1
1,2,4-Trichlorobenzene	120-82-1	U	0.005	0.005	0.0010	0.001	mg/L	U	1
1,2,3-Trichlorobenzene	87-61-6	U	0.005	0.005	0.0010	0.001	mg/L	U	1
1,1,2-Trichloroethane	79-00-5	U	0.005	0.005	0.0010	0.001	mg/L	U	1
1,1,1-Trichloroethane	71-55-6	U	0.005	0.005	0.0010	0.001	mg/L	U	1
Trichloroethene	79-01-6	U	0.005	0.005	0.0010	0.001	mg/L	U	1
Trichlorofluoromethane	75-69-4	U	0.005	0.005	0.0010	0.001	mg/L	U	1
1,2,3-Trichloropropane	96-18-4	U	0.005	0.005	0.0010	0.001	mg/L	U	1
1,2,4-Trimethylbenzene	95-63-6	U	0.005	0.005	0.0010	0.001	mg/L	U	1
1,3,5-trimethylbenzene	108-67-8	U	0.005	0.005	0.0010	0.001	mg/L	U	1
o-Xylene	95-47-6	U	0.005	0.005	0.0010	0.001	mg/L	U	1
m,p-Xylenes	179601-23-1	U	0.010	0.010	0.0020	0.002	mg/L	U	1
Methylene Chloride	75-09-2	U	0.005	0.005	0.0010	0.001	mg/L	U	1
Tetrachloroethylene	127-18-4	U	0.005	0.005	0.0010	0.001	mg/L	U	1
Vinyl Chloride	75-01-4	U	0.002	0.002	0.0004	0.001	mg/L	U	1

Geo Strata Environmental Consultants, San Antonio, TX

Hillcrest

Sample Id: **Phase I IDW**	Matrix:Water	Sample Depth:	
Lab Sample Id: **372125-002**	Date Collected: May-08-10 13:10	Date Received: May-10-10 09:00	

Analytical Method: **VOAs by SW-846 8260** % Moist: Prep Method: 5030B

Date Anal: May-11-10 19:27 Analyst: CYE Date Prep: May-11-10 18:22 Tech: CYE

Anal seq: 806147 Prep seq: 563021

Parameter	CAS Number	Result	MQL UnAdj	MQL Adj	MDL UnAdj	SDL	Units	Flag	Dil
Benzene	71-43-2	U	0.005	0.005	0.0010	0.001	mg/L	U	1
Bromobenzene	108-86-1	U	0.005	0.005	0.0010	0.001	mg/L	U	1
Bromochloromethane	74-97-5	U	0.005	0.005	0.0010	0.001	mg/L	U	1
Bromodichloromethane	75-27-4	U	0.005	0.005	0.0010	0.001	mg/L	U	1
Bromoform	75-25-2	U	0.005	0.005	0.0010	0.001	mg/L	U	1
Bromomethane	74-83-9	U	0.005	0.005	0.0010	0.001	mg/L	U	1
MTBE	1634-04-4	U	0.005	0.005	0.0010	0.001	mg/L	U	1
tert-Butylbenzene	98-06-6	U	0.005	0.005	0.0010	0.001	mg/L	U	1
Sec-Butylbenzene	135-98-8	U	0.005	0.005	0.0010	0.001	mg/L	U	1
n-Butylbenzene	104-51-8	U	0.005	0.005	0.0010	0.001	mg/L	U	1
Carbon Tetrachloride	56-23-5	U	0.005	0.005	0.0010	0.001	mg/L	U	1
Chlorobenzene	108-90-7	U	0.005	0.005	0.0010	0.001	mg/L	U	1
Chloroethane	75-00-3	U	0.010	0.010	0.0020	0.002	mg/L	U	1
Chloroform	67-66-3	U	0.005	0.005	0.0010	0.001	mg/L	U	1
Chloromethane	74-87-3	U	0.010	0.010	0.0020	0.002	mg/L	U	1
2-Chlorotoluene	95-49-8	U	0.005	0.005	0.0010	0.001	mg/L	U	1
4-Chlorotoluene	106-43-4	U	0.005	0.005	0.0010	0.001	mg/L	U	1
p-Cymene (p-Isopropyltoluene)	99-87-6	U	0.005	0.005	0.0010	0.001	mg/L	U	1
1,2-Dibromo-3-Chloropropane	96-12-8	U	0.005	0.005	0.0010	0.001	mg/L	U	1
Dibromochloromethane	124-48-1	U	0.005	0.005	0.0010	0.001	mg/L	U	1
Dibromomethane	74-95-3	U	0.005	0.005	0.0010	0.001	mg/L	U	1
1,2-Dichlorobenzene	95-50-1	U	0.005	0.005	0.0010	0.001	mg/L	U	1
1,3-Dichlorobenzene	541-73-1	U	0.005	0.005	0.0010	0.001	mg/L	U	1
1,4-Dichlorobenzene	106-46-7	U	0.005	0.005	0.0010	0.001	mg/L	U	1
Dichlorodifluoromethane	75-71-8	U	0.005	0.005	0.0010	0.001	mg/L	U	1
1,2-Dichloroethane	107-06-2	U	0.005	0.005	0.0010	0.001	mg/L	U	1
1,1-Dichloroethane	75-34-3	U	0.005	0.005	0.0010	0.001	mg/L	U	1
trans-1,2-dichloroethene	156-60-5	U	0.005	0.005	0.0010	0.001	mg/L	U	1
cis-1,2-Dichloroethene	156-59-2	U	0.005	0.005	0.0010	0.001	mg/L	U	1
1,1-Dichloroethene	75-35-4	U	0.005	0.005	0.0010	0.001	mg/L	U	1
2,2-Dichloropropane	594-20-7	U	0.005	0.005	0.0010	0.001	mg/L	U	1
1,3-Dichloropropane	142-28-9	U	0.005	0.005	0.0010	0.001	mg/L	U	1
1,2-Dichloropropane	78-87-5	U	0.005	0.005	0.0010	0.001	mg/L	U	1
trans-1,3-dichloropropene	10061-02-6	U	0.005	0.005	0.0010	0.001	mg/L	U	1
1,1-Dichloropropene	563-58-6	U	0.005	0.005	0.0010	0.001	mg/L	U	1
cis-1,3-Dichloropropene	10061-01-5	U	0.005	0.005	0.0010	0.001	mg/L	U	1
Ethylbenzene	100-41-4	U	0.005	0.005	0.0010	0.001	mg/L	U	1
Hexachlorobutadiene	87-68-3	U	0.005	0.005	0.0010	0.001	mg/L	U	1
isopropylbenzene	98-82-8	U	0.005	0.005	0.0010	0.001	mg/L	U	1
Naphthalene	91-20-3	U	0.010	0.010	0.0020	0.002	mg/L	U	1
n-Propylbenzene	103-65-1	U	0.005	0.005	0.0010	0.001	mg/L	U	1
Styrene	100-42-5	U	0.005	0.005	0.0010	0.001	mg/L	U	1
1,1,1,2-Tetrachloroethane	630-20-6	U	0.005	0.005	0.0010	0.001	mg/L	U	1

Sample Id: **Phase I IDW**	Matrix:Water	Sample Depth:	
Lab Sample Id: **372125-002**	Date Collected: May-08-10 13:10	Date Received: May-10-10 09:00	

Analytical Method: **VOAs by SW-846 8260** % Moist: Prep Method: 5030B

Date Anal: May-11-10 19:27 Analyst: CYE Date Prep: May-11-10 18:22 Tech: CYE

Anal seq: 806147 Prep seq: 563021

Parameter	CAS Number	Result	MQL UnAdj	MQL Adj	MDL UnAdj	SDL	Units	Flag	Dil
1,1,2,2-Tetrachloroethane	79-34-5	U	0.005	0.005	0.0010	0.001	mg/L	U	1
Toluene	108-88-3	U	0.005	0.005	0.0010	0.001	mg/L	U	1
1,2,4-Trichlorobenzene	120-82-1	U	0.005	0.005	0.0010	0.001	mg/L	U	1
1,2,3-Trichlorobenzene	87-61-6	U	0.005	0.005	0.0010	0.001	mg/L	U	1
1,1,2-Trichloroethane	79-00-5	U	0.005	0.005	0.0010	0.001	mg/L	U	1
1,1,1-Trichloroethane	71-55-6	U	0.005	0.005	0.0010	0.001	mg/L	U	1
Trichloroethene	79-01-6	U	0.005	0.005	0.0010	0.001	mg/L	U	1
Trichlorofluoromethane	75-69-4	U	0.005	0.005	0.0010	0.001	mg/L	U	1
1,2,3-Trichloropropane	96-18-4	U	0.005	0.005	0.0010	0.001	mg/L	U	1
1,2,4-Trimethylbenzene	95-63-6	U	0.005	0.005	0.0010	0.001	mg/L	U	1
1,3,5-trimethylbenzene	108-67-8	U	0.005	0.005	0.0010	0.001	mg/L	U	1
o-Xylene	95-47-6	U	0.005	0.005	0.0010	0.001	mg/L	U	1
m,p-Xylenes	179601-23-1	U	0.010	0.010	0.0020	0.002	mg/L	U	1
Methylene Chloride	75-09-2	U	0.005	0.005	0.0010	0.001	mg/L	U	1
Tetrachloroethylene	127-18-4	U	0.005	0.005	0.0010	0.001	mg/L	U	1
Vinyl Chloride	75-01-4	U	0.002	0.002	0.0004	0.001	mg/L	U	1

Sample Id: **563021-1-BLK** Matrix:Water Sample Depth:

Lab Sample Id: **563021-1-BLK** Date Collected: Date Received: May-10-10 09:00

Analytical Method: **VOAs by SW-846 8260** % Moist: Prep Method: 5030B

Date Anal: May-11-10 11:47 Analyst: CYE Date Prep: May-11-10 09:48 Tech: CYE

Anal seq: 806147 Prep seq: 563021

Parameter	CAS Number	Result	MQL UnAdj	MQL Adj	MDL UnAdj	SDL	Units	Flag	Dil
Benzene	71-43-2	U	0.005	0.005	0.0010	0.001	mg/L	U	1
Bromobenzene	108-86-1	U	0.005	0.005	0.0010	0.001	mg/L	U	1
Bromochloromethane	74-97-5	U	0.005	0.005	0.0010	0.001	mg/L	U	1
Bromodichloromethane	75-27-4	U	0.005	0.005	0.0010	0.001	mg/L	U	1
Bromoform	75-25-2	U	0.005	0.005	0.0010	0.001	mg/L	U	1
Bromomethane	74-83-9	U	0.005	0.005	0.0010	0.001	mg/L	U	1
MTBE	1634-04-4	U	0.005	0.005	0.0010	0.001	mg/L	U	1
tert-Butylbenzene	98-06-6	U	0.005	0.005	0.0010	0.001	mg/L	U	1
Sec-Butylbenzene	135-98-8	U	0.005	0.005	0.0010	0.001	mg/L	U	1
n-Butylbenzene	104-51-8	U	0.005	0.005	0.0010	0.001	mg/L	U	1
Carbon Tetrachloride	56-23-5	U	0.005	0.005	0.0010	0.001	mg/L	U	1
Chlorobenzene	108-90-7	U	0.005	0.005	0.0010	0.001	mg/L	U	1
Chloroethane	75-00-3	U	0.010	0.010	0.0020	0.002	mg/L	U	1
Chloroform	67-66-3	U	0.005	0.005	0.0010	0.001	mg/L	U	1
Chloromethane	74-87-3	U	0.010	0.010	0.0020	0.002	mg/L	U	1
2-Chlorotoluene	95-49-8	U	0.005	0.005	0.0010	0.001	mg/L	U	1
4-Chlorotoluene	106-43-4	U	0.005	0.005	0.0010	0.001	mg/L	U	1
p-Cymene (p-Isopropyltoluene)	99-87-6	U	0.005	0.005	0.0010	0.001	mg/L	U	1
1,2-Dibromo-3-Chloropropane	96-12-8	U	0.005	0.005	0.0010	0.001	mg/L	U	1
Dibromochloromethane	124-48-1	U	0.005	0.005	0.0010	0.001	mg/L	U	1
Dibromomethane	74-95-3	U	0.005	0.005	0.0010	0.001	mg/L	U	1
1,2-Dichlorobenzene	95-50-1	U	0.005	0.005	0.0010	0.001	mg/L	U	1
1,3-Dichlorobenzene	541-73-1	U	0.005	0.005	0.0010	0.001	mg/L	U	1
1,4-Dichlorobenzene	106-46-7	U	0.005	0.005	0.0010	0.001	mg/L	U	1
Dichlorodifluoromethane	75-71-8	U	0.005	0.005	0.0010	0.001	mg/L	U	1
1,2-Dichloroethane	107-06-2	U	0.005	0.005	0.0010	0.001	mg/L	U	1
1,1-Dichloroethane	75-34-3	U	0.005	0.005	0.0010	0.001	mg/L	U	1
trans-1,2-dichloroethene	156-60-5	U	0.005	0.005	0.0010	0.001	mg/L	U	1
cis-1,2-Dichloroethene	156-59-2	U	0.005	0.005	0.0010	0.001	mg/L	U	1
1,1-Dichloroethene	75-35-4	U	0.005	0.005	0.0010	0.001	mg/L	U	1
2,2-Dichloropropane	594-20-7	U	0.005	0.005	0.0010	0.001	mg/L	U	1
1,3-Dichloropropane	142-28-9	U	0.005	0.005	0.0010	0.001	mg/L	U	1
1,2-Dichloropropane	78-87-5	U	0.005	0.005	0.0010	0.001	mg/L	U	1
trans-1,3-dichloropropene	10061-02-6	U	0.005	0.005	0.0010	0.001	mg/L	U	1
1,1-Dichloropropene	563-58-6	U	0.005	0.005	0.0010	0.001	mg/L	U	1
cis-1,3-Dichloropropene	10061-01-5	U	0.005	0.005	0.0010	0.001	mg/L	U	1
Ethylbenzene	100-41-4	U	0.005	0.005	0.0010	0.001	mg/L	U	1
Hexachlorobutadiene	87-68-3	U	0.005	0.005	0.0010	0.001	mg/L	U	1
isopropylbenzene	98-82-8	U	0.005	0.005	0.0010	0.001	mg/L	U	1
Naphthalene	91-20-3	U	0.010	0.010	0.0020	0.002	mg/L	U	1
n-Propylbenzene	103-65-1	U	0.005	0.005	0.0010	0.001	mg/L	U	1
Styrene	100-42-5	U	0.005	0.005	0.0010	0.001	mg/L	U	1
1,1,1,2-Tetrachloroethane	630-20-6	U	0.005	0.005	0.0010	0.001	mg/L	U	1

Geo Strata Environmental Consultants, San Antonio, TX

Hillcrest

Sample Id: **563021-1-BLK**	Matrix:Water	Sample Depth:	
Lab Sample Id: **563021-1-BLK**	Date Collected:	Date Received:	May-10-10 09:00

Analytical Method: **VOAs by SW-846 8260** % Moist: Prep Method: 5030B

Date Anal: May-11-10 11:47 Analyst: CYE Date Prep: May-11-10 09:48 Tech: CYE

Anal seq: 806147 Prep seq: 563021

Parameter	CAS Number	Result	MQL UnAdj	MQL Adj	MDL UnAdj	SDL	Units	Flag	Dil
1,1,2,2-Tetrachloroethane	79-34-5	U	0.005	0.005	0.0010	0.001	mg/L	U	1
Toluene	108-88-3	U	0.005	0.005	0.0010	0.001	mg/L	U	1
1,2,4-Trichlorobenzene	120-82-1	U	0.005	0.005	0.0010	0.001	mg/L	U	1
1,2,3-Trichlorobenzene	87-61-6	U	0.005	0.005	0.0010	0.001	mg/L	U	1
1,1,2-Trichloroethane	79-00-5	U	0.005	0.005	0.0010	0.001	mg/L	U	1
1,1,1-Trichloroethane	71-55-6	U	0.005	0.005	0.0010	0.001	mg/L	U	1
Trichloroethene	79-01-6	U	0.005	0.005	0.0010	0.001	mg/L	U	1
Trichlorofluoromethane	75-69-4	U	0.005	0.005	0.0010	0.001	mg/L	U	1
1,2,3-Trichloropropane	96-18-4	U	0.005	0.005	0.0010	0.001	mg/L	U	1
1,2,4-Trimethylbenzene	95-63-6	U	0.005	0.005	0.0010	0.001	mg/L	U	1
1,3,5-trimethylbenzene	108-67-8	U	0.005	0.005	0.0010	0.001	mg/L	U	1
o-Xylene	95-47-6	U	0.005	0.005	0.0010	0.001	mg/L	U	1
m,p-Xylenes	179601-23-1	U	0.010	0.010	0.0020	0.002	mg/L	U	1
Methylene Chloride	75-09-2	U	0.005	0.005	0.0010	0.001	mg/L	U	1
Tetrachloroethylene	127-18-4	U	0.005	0.005	0.0010	0.001	mg/L	U	1
Vinyl Chloride	75-01-4	U	0.002	0.002	0.0004	0.001	mg/L	U	1

XENCO
CHRONOLOGY OF HOLDING TIMES

Analytical Method : VOAs by SW-846 8260 Client : Geo Strata Environmental Cor

Work Order #: 372125 Project ID: 760-SL10

Field Sample ID	Date Collected	Date Received	Date Extracted	Max Holding Time Extracted (Days)	Time Held Extracted (Days)	Date Analyzed	Max Holding Time Analyzed (Days)	Time Held Analyzed (Days)	Q
Rinsate Blank #5	May. 8, 2010	May. 10, 2010				May.11, 2010	14	3	P
Phase I IDW	May. 8, 2010	May. 10, 2010				May.11, 2010	14	3	P

F = These samples were analyzed outside the recommended holding time.
P = Samples analyzed within the recommended holding time.

Flagging Criteria

X In our quality control review of the data a QC deficiency was observed and flagged as noted. MS/MSD recoveries were found to be outside of the laboratory control limits due to possible matrix /chemical interference, or a concentration of target analyte high enough to effect the recovery of the spike concentration. This condition could also effect the relative percent difference in the MS/MSD.

B A target analyte or common laboratory contaminant was identified in the method blank. Its presence indicates possible field or laboratory contamination.

D The sample(s) were diluted due to targets detected over the highest point of the calibration curve, or due to matrix interference. Dilution factors are included in the final results. The result is from a diluted sample.

E The data exceeds the upper calibration limit; therefore, the concentration is reported as estimated.

F RPD exceeded lab control limits.

J The target analyte was positively identified below the MQL and above the SQL.

U Analyte was not detected.

L The LCS data for this analytical batch was reported below the laboratory control limits for this analyte. The department supervisor and QA Director reviewed data. The samples were either reanalyzed or flagged as estimated concentrations.

H The LCS data for this analytical batch was reported above the laboratory control limits. Supporting QC Data were reviewed by the Department Supervisor and QA Director. Data were determined to be valid for reporting.

K Sample analyzed outside of recommended hold time.

JN A combination of the "N" and the "J" qualifier. The analysis indicates that the analyte is "tentatively identified" and the associated numerical value may not be consistent with the amount actually present in the environmental sample.

BRL Below Reporting Limit.

RL Reporting Limit

***** Outside XENCO's scope of NELAC Accreditation.

Analytical Log

Analytical Method:	VOAs by SW-846 8260	Batch #:	806147
Project Name:	Hillcrest	Project ID:	760-SL10
Client Name:	Geo Strata Environmental Consultants	WO Number:	372125

Client Sample Id	Lab Sample Id	QC Types
Phase I IDW	372125-002	SMP
Rinsate Blank #5	372125-001	SMP
	371783-009 S	MS
	371783-009 SD	MSD
	563021-1-BKS	BKS
	563021-1-BLK	BLK

Form 2 - Surrogate Recoveries

Project Name: Hillcrest

Work Orders : 372125,

Project ID: 760-SL10

Lab Batch #: 806147 **Sample:** 563021-1-BKS / BKS **Batch:** 1 **Matrix:** Water

Units: mg/L **Date Analyzed:** 05/11/10 11:02

VOAs by SW-846 8260 Analytes	SURROGATE RECOVERY STUDY Amount Found [A]	True Amount [B]	Recovery %R [D]	Control Limits %R	Flags
4-Bromofluorobenzene	0.0510	0.0500	102	74-124	
Dibromofluoromethane	0.0495	0.0500	99	75-131	
1,2-Dichloroethane-D4	0.0490	0.0500	98	63-144	
Toluene-D8	0.0485	0.0500	97	80-117	

Lab Batch #: 806147 **Sample:** 563021-1-BLK / BLK **Batch:** 1 **Matrix:** Water

Units: mg/L **Date Analyzed:** 05/11/10 11:47

VOAs by SW-846 8260 Analytes	SURROGATE RECOVERY STUDY Amount Found [A]	True Amount [B]	Recovery %R [D]	Control Limits %R	Flags
4-Bromofluorobenzene	0.0500	0.0500	100	74-124	
Dibromofluoromethane	0.0496	0.0500	99	75-131	
1,2-Dichloroethane-D4	0.0538	0.0500	108	63-144	
Toluene-D8	0.0489	0.0500	98	80-117	

Lab Batch #: 806147 **Sample:** 371783-009 S / MS **Batch:** 1 **Matrix:** Water

Units: mg/L **Date Analyzed:** 05/11/10 12:58

VOAs by SW-846 8260 Analytes	SURROGATE RECOVERY STUDY Amount Found [A]	True Amount [B]	Recovery %R [D]	Control Limits %R	Flags
4-Bromofluorobenzene	0.0501	0.0500	100	74-124	
Dibromofluoromethane	0.0484	0.0500	97	75-131	
1,2-Dichloroethane-D4	0.0492	0.0500	98	63-144	
Toluene-D8	0.0488	0.0500	98	80-117	

Lab Batch #: 806147 **Sample:** 371783-009 SD / MSD **Batch:** 1 **Matrix:** Water

Units: mg/L **Date Analyzed:** 05/11/10 13:20

VOAs by SW-846 8260 Analytes	SURROGATE RECOVERY STUDY Amount Found [A]	True Amount [B]	Recovery %R [D]	Control Limits %R	Flags
4-Bromofluorobenzene	0.0478	0.0500	96	74-124	
Dibromofluoromethane	0.0494	0.0500	99	75-131	
1,2-Dichloroethane-D4	0.0508	0.0500	102	63-144	
Toluene-D8	0.0493	0.0500	99	80-117	

* Surrogate outside of Laboratory QC limits

** Surrogates outside limits; data and surrogates confirmed by reanalysis

*** Poor recoveries due to dilution

Surrogate Recovery [D] = 100 * A / B

All results are based on MDL and validated for QC purposes.

Form 2 - Surrogate Recoveries

Project Name: Hillcrest

Work Orders : 372125,

Project ID: 760-SL10

Lab Batch #: 806147 **Sample:** 372125-001 / SMP **Batch:** 1 **Matrix:** Water

Units: mg/L **Date Analyzed:** 05/11/10 19:05

VOAs by SW-846 8260 Analytes	SURROGATE RECOVERY STUDY Amount Found [A]	True Amount [B]	Recovery %R [D]	Control Limits %R	Flags
4-Bromofluorobenzene	0.0502	0.0500	100	74-124	
Dibromofluoromethane	0.0472	0.0500	94	75-131	
1,2-Dichloroethane-D4	0.0469	0.0500	94	63-144	
Toluene-D8	0.0475	0.0500	95	80-117	

Lab Batch #: 806147 **Sample:** 372125-002 / SMP **Batch:** 1 **Matrix:** Water

Units: mg/L **Date Analyzed:** 05/11/10 19:27

VOAs by SW-846 8260 Analytes	SURROGATE RECOVERY STUDY Amount Found [A]	True Amount [B]	Recovery %R [D]	Control Limits %R	Flags
4-Bromofluorobenzene	0.0511	0.0500	102	74-124	
Dibromofluoromethane	0.0446	0.0500	89	75-131	
1,2-Dichloroethane-D4	0.0535	0.0500	107	63-144	
Toluene-D8	0.0475	0.0500	95	80-117	

* Surrogate outside of Laboratory QC limits

** Surrogates outside limits; data and surrogates confirmed by reanalysis

*** Poor recoveries due to dilution

Surrogate Recovery [D] = 100 * A / B

All results are based on MDL and validated for QC purposes.

Blank Spike Recovery

Project Name: Hillcrest

Work Order #: 372125 **Project ID:** 760-SL10

Lab Batch #: 806147 **Sample:** 563021-1-BKS **Matrix:** Water

Date Analyzed: 05/11/2010 **Date Prepared:** 05/11/2010 **Analyst:** CYE

Reporting Units: mg/L **Batch #:** 1 **BLANK /BLANK SPIKE RECOVERY STUDY**

VOAs by SW-846 8260 Analytes	Blank Result [A]	Spike Added [B]	Blank Spike Result [C]	Blank Spike %R [D]	Control Limits %R	Flags
Benzene	<0.001	0.050	0.047	94	66-142	
Bromobenzene	<0.001	0.050	0.051	102	75-125	
Bromochloromethane	<0.001	0.050	0.048	96	73-125	
Bromodichloromethane	<0.001	0.050	0.053	106	75-125	
Bromoform	<0.001	0.050	0.052	104	75-125	
Bromomethane	<0.001	0.050	0.039	78	70-130	
MTBE	<0.001	0.050	0.052	104	65-135	
tert-Butylbenzene	<0.001	0.050	0.053	106	75-125	
Sec-Butylbenzene	<0.001	0.050	0.053	106	75-125	
n-Butylbenzene	<0.001	0.050	0.050	100	75-125	
Carbon Tetrachloride	<0.001	0.050	0.045	90	62-125	
Chlorobenzene	<0.001	0.050	0.050	100	60-133	
Chloroethane	<0.002	0.050	0.040	80	70-130	
Chloroform	<0.001	0.050	0.048	96	74-125	
Chloromethane	<0.002	0.050	0.042	84	70-130	
2-Chlorotoluene	<0.001	0.050	0.050	100	73-125	
4-Chlorotoluene	<0.001	0.050	0.049	98	74-125	
p-Cymene (p-Isopropyltoluene)	<0.001	0.050	0.052	104	75-125	
1,2-Dibromo-3-Chloropropane	<0.001	0.050	0.051	102	59-125	
Dibromochloromethane	<0.001	0.050	0.054	108	73-125	
Dibromomethane	<0.001	0.050	0.047	94	69-127	
1,2-Dichlorobenzene	<0.001	0.050	0.050	100	75-125	
1,3-Dichlorobenzene	<0.001	0.050	0.051	102	75-125	
1,4-Dichlorobenzene	<0.001	0.050	0.049	98	75-125	
Dichlorodifluoromethane	<0.001	0.050	0.049	98	70-130	
1,2-Dichloroethane	<0.001	0.050	0.044	88	68-127	
1,1-Dichloroethane	<0.001	0.050	0.050	100	72-125	
trans-1,2-dichloroethene	<0.001	0.050	0.047	94	75-125	
cis-1,2-Dichloroethene	<0.001	0.050	0.047	94	75-125	
1,1-Dichloroethene	<0.001	0.050	0.047	94	59-172	
2,2-Dichloropropane	<0.001	0.050	0.050	100	75-125	
1,3-Dichloropropane	<0.001	0.050	0.048	96	75-125	
1,2-Dichloropropane	<0.001	0.050	0.050	100	74-125	

Blank Spike Recovery [D] = 100*[C]/[B]
All results are based on MDL and validated for QC purposes.

BRL - Below Reporting Limit

Blank Spike Recovery

Project Name: Hillcrest

Work Order #: 372125 **Project ID:** 760-SL10

Lab Batch #: 806147 **Sample:** 563021-1-BKS **Matrix:** Water

Date Analyzed: 05/11/2010 **Date Prepared:** 05/11/2010 **Analyst:** CYE

Reporting Units: mg/L **Batch #:** 1 **BLANK /BLANK SPIKE RECOVERY STUDY**

VOAs by SW-846 8260 Analytes	Blank Result [A]	Spike Added [B]	Blank Spike Result [C]	Blank Spike %R [D]	Control Limits %R	Flags
trans-1,3-dichloropropene	<0.001	0.050	0.051	102	66-125	
1,1-Dichloropropene	<0.001	0.050	0.043	86	75-125	
cis-1,3-Dichloropropene	<0.001	0.050	0.054	108	74-125	
Ethylbenzene	<0.001	0.050	0.048	96	75-125	
Hexachlorobutadiene	<0.001	0.050	0.051	102	75-125	
isopropylbenzene	<0.001	0.050	0.048	96	75-125	
Naphthalene	<0.002	0.050	0.050	100	75-125	
n-Propylbenzene	<0.001	0.050	0.050	100	75-125	
Styrene	<0.001	0.050	0.049	98	75-125	
1,1,1,2-Tetrachloroethane	<0.001	0.050	0.047	94	72-125	
1,1,2,2-Tetrachloroethane	<0.001	0.050	0.052	104	74-125	
Toluene	<0.001	0.050	0.047	94	59-139	
1,2,4-Trichlorobenzene	<0.001	0.050	0.050	100	75-135	
1,2,3-Trichlorobenzene	<0.001	0.050	0.050	100	75-137	
1,1,2-Trichloroethane	<0.001	0.050	0.049	98	75-127	
1,1,1-Trichloroethane	<0.001	0.050	0.045	90	75-125	
Trichloroethene	<0.001	0.050	0.047	94	62-137	
Trichlorofluoromethane	<0.001	0.050	0.051	102	67-125	
1,2,3-Trichloropropane	<0.001	0.050	0.052	104	75-125	
1,2,4-Trimethylbenzene	<0.001	0.050	0.051	102	75-125	
1,3,5-trimethylbenzene	<0.001	0.050	0.051	102	70-125	
o-Xylene	<0.001	0.050	0.049	98	75-125	
m,p-Xylenes	<0.002	0.100	0.099	99	75-125	
Methylene Chloride	<0.001	0.050	0.047	94	75-125	
Tetrachloroethylene	<0.001	0.050	0.049	98	71-125	
Vinyl Chloride	<0.001	0.050	0.040	80	75-125	

Blank Spike Recovery [D] = 100*[C]/[B]
All results are based on MDL and validated for QC purposes.

BRL - Below Reporting Limit

Form 3 - MS / MSD Recoveries

Project Name: Hillcrest

Work Order # : 372125 **Project ID:** 760-SL10

Lab Batch ID: 806147 **QC- Sample ID:** 371783-009 S **Batch #:** 1 **Matrix:** Water

Date Analyzed: 05/11/2010 **Date Prepared:** 05/11/2010 **Analyst:** CYE

Reporting Units: mg/L

VOAs by SW-846 8260 Analytes	MATRIX SPIKE / MATRIX SPIKE DUPLICATE RECOVERY STUDY										
	Parent Sample Result [A]	Spike Added [B]	Spiked Sample Result [C]	Spiked Sample %R [D]	Spike Added [E]	Duplicate Spiked Sample Result [F]	Spiked Dup. %R [G]	RPD %	Control Limits %R	Control Limits %RPD	Flag
Benzene	<0.005	0.050	0.049	98	0.050	0.050	100	2	66-142	21	
Bromobenzene	<0.005	0.050	0.051	102	0.050	0.049	98	4	75-125	20	
Bromochloromethane	<0.005	0.050	0.049	98	0.050	0.051	102	4	73-125	20	
Bromodichloromethane	<0.005	0.050	0.053	106	0.050	0.053	106	0	75-125	20	
Bromoform	<0.005	0.050	0.052	104	0.050	0.054	108	4	75-125	20	
Bromomethane	<0.005	0.050	0.041	82	0.050	0.041	82	0	70-130	20	
MTBE	<0.005	0.050	0.053	106	0.050	0.055	110	4	65-135	20	
tert-Butylbenzene	<0.005	0.050	0.055	110	0.050	0.054	108	2	75-125	20	
Sec-Butylbenzene	<0.005	0.050	0.056	112	0.050	0.055	110	2	75-125	20	
n-Butylbenzene	<0.005	0.050	0.053	106	0.050	0.052	104	2	75-125	20	
Carbon Tetrachloride	<0.005	0.050	0.051	102	0.050	0.052	104	2	62-125	20	
Chlorobenzene	<0.005	0.050	0.051	102	0.050	0.050	100	2	60-133	21	
Chloroethane	<0.010	0.050	0.042	84	0.050	0.043	86	2	70-130	20	
Chloroform	<0.005	0.050	0.050	100	0.050	0.050	100	0	74-125	20	
Chloromethane	<0.010	0.050	0.044	88	0.050	0.045	90	2	70-130	20	
2-Chlorotoluene	<0.005	0.050	0.052	104	0.050	0.051	102	2	73-125	20	
4-Chlorotoluene	<0.005	0.050	0.051	102	0.050	0.048	96	6	74-125	20	
p-Cymene (p-Isopropyltoluene)	<0.005	0.050	0.054	108	0.050	0.052	104	4	75-125	20	
1,2-Dibromo-3-Chloropropane	<0.005	0.050	0.050	100	0.050	0.054	108	8	59-125	28	
Dibromochloromethane	<0.005	0.050	0.054	108	0.050	0.055	110	2	73-125	20	
Dibromomethane	<0.005	0.050	0.048	96	0.050	0.049	98	2	69-127	23	
1,2-Dichlorobenzene	<0.005	0.050	0.051	102	0.050	0.051	102	0	75-125	20	
1,3-Dichlorobenzene	<0.005	0.050	0.053	106	0.050	0.051	102	4	75-125	20	

Matrix Spike Percent Recovery [D] = 100*(C-A)/B
Relative Percent Difference RPD = 200*|(C-F)/(C+F)|

Matrix Spike Duplicate Percent Recovery [G] = 100*(F-A)/E

ND = Not Detected, J = Present Below Reporting Limit, B = Present in Blank, NR = Not Requested, I = Interference, NA = Not ApplicableN = See Narrative, EQL = Estimated Quantitation Limit

Form 3 - MS / MSD Recoveries

Project Name: Hillcrest

Work Order # : 372125 **Project ID:** 760-SL10

Lab Batch ID: 806147 **QC- Sample ID:** 371783-009 S **Batch #:** 1 **Matrix:** Water

Date Analyzed: 05/11/2010 **Date Prepared:** 05/11/2010 **Analyst:** CYE

Reporting Units: mg/L

VOAs by SW-846 8260 Analytes	Parent Sample Result [A]	Spike Added [B]	Spiked Sample Result [C]	Spiked Sample %R [D]	Spike Added [E]	Duplicate Spiked Sample Result [F]	Spiked Dup. %R [G]	RPD %	Control Limits %R	Control Limits %RPD	Flag
1,4-Dichlorobenzene	<0.005	0.050	0.049	98	0.050	0.050	100	2	75-125	20	
Dichlorodifluoromethane	<0.005	0.050	0.049	98	0.050	0.054	108	10	70-130	23	
1,2-Dichloroethane	<0.005	0.050	0.046	92	0.050	0.047	94	2	68-127	20	
1,1-Dichloroethane	<0.005	0.050	0.052	104	0.050	0.052	104	0	72-125	20	
trans-1,2-dichloroethene	<0.005	0.050	0.049	98	0.050	0.050	100	2	75-125	20	
cis-1,2-Dichloroethene	<0.005	0.050	0.049	98	0.050	0.050	100	2	75-125	20	
1,1-Dichloroethene	<0.005	0.050	0.050	100	0.050	0.049	98	2	59-172	22	
2,2-Dichloropropane	<0.005	0.050	0.056	112	0.050	0.054	108	4	75-125	20	
1,3-Dichloropropane	<0.005	0.050	0.046	92	0.050	0.047	94	2	75-125	20	
1,2-Dichloropropane	<0.005	0.050	0.049	98	0.050	0.051	102	4	74-125	20	
trans-1,3-dichloropropene	<0.005	0.050	0.051	102	0.050	0.049	98	4	66-125	20	
1,1-Dichloropropene	<0.005	0.050	0.043	86	0.050	0.042	84	2	75-125	20	
cis-1,3-Dichloropropene	<0.005	0.050	0.052	104	0.050	0.052	104	0	74-125	20	
Ethylbenzene	<0.005	0.050	0.050	100	0.050	0.050	100	0	75-125	20	
Hexachlorobutadiene	<0.005	0.050	0.056	112	0.050	0.056	112	0	75-125	20	
isopropylbenzene	<0.005	0.050	0.051	102	0.050	0.052	104	2	75-125	20	
Naphthalene	<0.010	0.050	0.050	100	0.050	0.054	108	8	75-125	20	
n-Propylbenzene	<0.005	0.050	0.053	106	0.050	0.052	104	2	75-125	20	
Styrene	<0.005	0.050	0.044	88	0.050	0.037	74	17	75-125	51	X
1,1,1,2-Tetrachloroethane	<0.005	0.050	0.050	100	0.050	0.051	102	2	72-125	20	
1,1,2,2-Tetrachloroethane	<0.005	0.050	0.053	106	0.050	0.054	108	2	74-125	31	
Toluene	<0.005	0.050	0.049	98	0.050	0.048	96	2	59-139	21	
1,2,4-Trichlorobenzene	<0.005	0.050	0.053	106	0.050	0.055	110	4	75-135	20	

Matrix Spike Percent Recovery [D] = 100*(C-A)/B
Relative Percent Difference RPD = 200*|(C-F)/(C+F)|

Matrix Spike Duplicate Percent Recovery [G] = 100*(F-A)/E

ND = Not Detected, J = Present Below Reporting Limit, B = Present in Blank, NR = Not Requested, I = Interference, NA = Not ApplicableN = See Narrative, EQL = Estimated Quantitation Limit

Form 3 - MS / MSD Recoveries

Project Name: Hillcrest

Work Order # : 372125 **Project ID:** 760-SL10

Lab Batch ID: 806147 **QC- Sample ID:** 371783-009 S **Batch #:** 1 **Matrix:** Water

Date Analyzed: 05/11/2010 **Date Prepared:** 05/11/2010 **Analyst:** CYE

Reporting Units: mg/L

VOAs by SW-846 8260 Analytes	Parent Sample Result [A]	Spike Added [B]	Spiked Sample Result [C]	Spiked Sample %R [D]	Spike Added [E]	Duplicate Spiked Sample Result [F]	Spiked Dup. %R [G]	RPD %	Control Limits %R	Control Limits %RPD	Flag
1,2,3-Trichlorobenzene	<0.005	0.050	0.055	110	0.050	0.057	114	4	75-137	20	
1,1,2-Trichloroethane	<0.005	0.050	0.049	98	0.050	0.050	100	2	75-127	20	
1,1,1-Trichloroethane	<0.005	0.050	0.047	94	0.050	0.047	94	0	75-125	20	
Trichloroethene	<0.005	0.050	0.049	98	0.050	0.049	98	0	62-137	24	
Trichlorofluoromethane	<0.005	0.050	0.052	104	0.050	0.054	108	4	67-125	20	
1,2,3-Trichloropropane	<0.005	0.050	0.052	104	0.050	0.053	106	2	75-125	20	
1,2,4-Trimethylbenzene	<0.005	0.050	0.050	100	0.050	0.046	92	8	75-125	20	
1,3,5-trimethylbenzene	<0.005	0.050	0.053	106	0.050	0.052	104	2	70-125	20	
o-Xylene	<0.005	0.050	0.050	100	0.050	0.051	102	2	75-125	20	
m,p-Xylenes	<0.010	0.100	0.100	100	0.100	0.101	101	1	75-125	20	
Methylene Chloride	<0.005	0.050	0.050	100	0.050	0.050	100	0	75-125	35	
Tetrachloroethylene	<0.005	0.050	0.050	100	0.050	0.048	96	4	71-125	20	
Vinyl Chloride	<0.002	0.050	0.042	84	0.050	0.044	88	5	75-125	20	

Matrix Spike Percent Recovery [D] = 100*(C-A)/B
Relative Percent Difference RPD = 200*|(C-F)/(C+F)|

Matrix Spike Duplicate Percent Recovery [G] = 100*(F-A)/E

ND = Not Detected, J = Present Below Reporting Limit, B = Present in Blank, NR = Not Requested, I = Interference, NA = Not ApplicableN = See Narrative, EQL = Estimated Quantitation Limit

XENCO Laboratories
B&A Laboratories, Inc.

☒ 4143 Greenbriar Drive, Stafford, Tx 77477 281-240-4200
☐ 5332 Blackberry Drive, San Antonio, Tx 78238 210-509-3334
☐ 9701 Harry Hines Blvd., Dallas, Tx 75220 214-902-0300
☐ 12600 West I-20 East, Odessa, Tx 79765 432-569-1800
☐ 842 Cantwell, Corpus Christi, Tx 78408 361-884-0371

ANALYSIS REQUEST & CHAIN OF CUSTODY RECORD

Serial #: 246745 Page 1 of 1

Company-City: GEO STRATA **Phone:** (210) 492-7282
Lab Only: 372125-H
Proj Name-Location: HILLCREST ☐ Previously done at XENCO **Project ID:** 760-SL10
TAT: ASAP 5h 12h 24h 48h 3d 5d 7d 10d 21d Standard TAT is project specific. It is typically 5-7 Working Days for level II and 10+ Working days for level III and IV data.
Proj State: TX, AL, FL, GA, LA, MS, NC, NJ, PA, SC, TN, UT Other **Proj. Manager (PM):** CARRIE Holderfield
e-Mail Results to ☐ PM and **Fax No:**
Invoice to ☐ Accounting ☐ Inc. Invoice with Final Report ☑ Invoice must have a P.O
Bill to:
Quote/Pricing: STATE LEAD **P.O No:** ☐ Call for P.O.
Reg Program: UST DRY-CLEAN Land-Fill Waste-Disp NPDES DW TRRP
QAPP Per-Contract CLP AFCEE NAVY DOE DOD USACE OTHER:
Special DLs (GW DW QAPP MDLs RLs See Lab PM Included Call PM)
Sampler Name: Rudy Arredondo Signature:

| Sample ID | Sampling Date | Time | Depth ft / in / m | Matrix | Composite | Grab | # Containers | Container Size | Container Type | Preservatives | VOCs: Full-List BTEX-MTBE EtOH Oxyg VOHs VOAs | VOC's PP TCL DW Appdx-1 Appdx-2 CALL Other: | PAHs | TX-1005 DRO GRO MA EPH MA VPH | SVOCs: Full-List DW BN&AE TCL PP Appdx-2 CALL | OC Pesticides PCBs Herbicides OP Pestigides | Metals: RCRA-8 RCRA-4 Pb 13PP 23TAL Appdx 1 Appdx 2 | SPLP - TCLP (Metals VOCs SVOCs Pest. Herb. PCBs) | EDB / DBCP | | |

XENCO Laboratories

Prelogin / Nonconformance Report - Sample Log-In

Client: Geo Strata

Date/Time: 5-10-10

Lab ID # : 372125

Initials: TT

Sample Receipt Checklist

1. Samples on ice?	Blue	Water	No	
2. Shipping container in good condition?	Yes	No	None	
3. Custody seals intact on shipping container (cooler) and bottles?	Yes	No	N/A	
4. Chain of Custody present?	Yes	No		
5. Sample instructions complete on chain of custody?	Yes	No		
6. Any missing / extra samples?	Yes	No		
7. Chain of custody signed when relinquished / received?	Yes	No		
8. Chain of custody agrees with sample label(s)?	Yes	No		
9. Container labels legible and intact?	Yes	No		
10. Sample matrix / properties agree with chain of custody?	Yes	No		
11. Samples in proper container / bottle?	Yes	No		
12. Samples properly preserved?	Yes	No	N/A	
13. Sample container intact?	Yes	No		
14. Sufficient sample amount for indicated test(s)?	Yes	No		
15. All samples received within sufficient hold time?	Yes	No		
16. Subcontract of sample(s)?	Yes	No	N/A	
17. VOC sample have zero head space?	Yes	No	N/A	

18. Cooler 1 No.		Cooler 2 No.		Cooler 3 No.		Cooler 4 No.		Cooler 5 No.	
lbs	2.5 °C	lbs	°C	lbs	°C	lbs	°C	lbs	°C

Nonconformance Documentation

Contact: _____ **Contacted by:** _____ **Date/Time:** _____

Regarding: _____

Corrective Action Taken: _____

Check all that apply:

- ☐ Cooling process has begun shortly after sampling event and out of temperature condition acceptable by NELAC 5.5.8.3.1.a.1.
- ☐ Initial and Backup Temperature confirm out of temperature conditions
- ☐ Client understands and would like to proceed with analysis

ATTACHMENT C
FIELD NOTES

FIELD BOOK

#401595

OPEN MEADOWS™

Outdoors Office

3-25-10 - Hillcrest Meeting

1400 Depart GeoStrata 7150
(108297.5) C. Holderfield

1715 Arrive @ Oreal Centre
(108454.5)

1800 Meet w/ TCEO to
prepare for meeting.

2100 Meeting Concluded
GeoStrata off site
~~108622~~

3-26-10

0100 Arrive @ GeoStrata
108622 (324.5 RT)

CAH

4.27.10 GPS Grid

1520 Depart Geo Strata for Corpus Christi (7150 409304.2)

1820 Arrive @ Hotel for 8AM Site Meeting with TCEQ.

CAH

4/28/10 GPS Grid

0730 Depart Hotel (109425)
0750 Arrive @ Site. R Gunn On-Site
0810 TCEQ on Site (Omar Valdez and Elizabeth Simmons)
Discuss Project - Conduct Health & Safety Meeting
Begin Collection of points & Establishing grid.

- Break for lunch and resupply
- Return to site & continue marking sample locations

1750 Stop work for day. Completed GPS positions.
Start time for 4/29/10 agreed for 8AM. Geo Strata & TCEQ off-site.

1800 Arrive at Hotel (109490)

CAH

GPS Grid Cont.

Depart Hotel (109490)
Arrive On-Site - Conduct Health and Safety meeting Omar Valdez + Elizabeth Simmons - TCEQ and Robert Green and Carrie Holderfield of Geo Strata on site.
Continue GPS data collection and sample grid with access coordinated by TCEQ at necessary properties.
Break for lunch (109496
* GeoStrata and TCEQ onsite (109500)
Complete work for day
Completed ___ sample locations
Geo Strata and TCEQ off site. Meet at 7am 4/30/10 at school in neighborhood

4

4/30/10 GPS Grid Coord

0650 Depart Hotel
0700 Arrive Onsite
Geo Strata (C. Holder field + R. Green On-site) and TCEQ (O Valdez + E Simmons) On-Site. Conduct Health and Safety meeting and coordinate work for day
0730 Begin marking sample locations near railway.
- TCEQ On-site to attend meeting. Geo Strata continues making sample locations near Broadway and Nueces Bay Rd
- Break for rest period
- TCEQ on-site
- Break for lunch
- Continue making of final sample locations. Three off-site locations still require access approval and will be addressed next week

5

/10 Cont.

TCEQ. Coordinate
stallation of vapor
mples for 5/4/10.

TCEQ off site
Geo strata off site
completed ___ sample
locations (through 200)
arrive @ Geo Strata
(109678.5)

CAH



Passive Soil Gas (PSG)
Installation

Tues. May 4

0430 Depart Geo Strata (Rudy Arredondo and Carrie Holderfield) F250 (252177)

0730 Geo Strata on site (RA + CH) (252342) - R. Green presently on-site with TCEQ Omar Valdez. Conduct Health and Safety meeting. High 80 to mid 90 Clear weather - Sunny

0800 Mobilize to NW Corner of Project Site to begin PSG installation, decon setup.

Note: This Hillcrest dedicated field log book is being utilized in conjunction with the Beacon Field Report form. Information reported on the Beacon form will not be duplicated in the log

4 Cont

ok. All PSGs will be placed one
length north (unless otherwise noted)
Photo Log. All photos
ss otherwise noted will
collected by Carrie Holderfield

oto #	TCEQ ID	Time Direction + Notes
AN-20		View SW 0857
AN-21		View N 0914
AN-22		View N - in field (Broadway) 0931

Rinsate Blank #1 Collected
Ms. Susan Canales (HCE)
on-site. Conduct H+S briefing
Confirm AN-20 MS/MSD

-23 0952 View North
near Floral to west

Ms. Canales and O. Valdez
offsite - Move to

N-24 1024 V. North towards
Broadway

8

May 4 Cont

# Photo	ID	Time	Dir	Notes
CH 6	AN-25	1020	N	Broadway N - Palm CH E
7 + 8	AN-26	1036	N	Towards Broadway in field
9	AN-27	1056	N	Towards Broadway Van Loan to east (field)
10	AN-28	1111	N	Towards Broadway Stillman to East

1115 to 1130 Break

11 + 12	AW-1	1146	V N.	Towards Broadway Nueces Bay to West
13	AW-2	1157	V. North	to Summers
14	AW-3	1208	V. N.	to Summers
15	AW-4	1216	V. N.	to Summers
-16	(15 shutter in view)			
17	AW-5	1224	V. N	to Summers Palm to east
18	AW-6	1242	V. N.	to Broadway along Nueces Bay Rd * Note device moved 1 ft NW due to lost drill bit.

9

4 Cont

ID	Time	Dir	Notes
W-7	1255	V.N.	Towards Summers & Broadway John to S.
W-8	1304	V.N	Towards Summers & Broadway Floral to East
	to 1410	Lunch Break	
W-9	1424	V.N	to Summers / Palm to East
AW-10	1437	V.N	towards Summers Residence in background. Palm E
AW-11	1447	V.N	towards John Floral to west
AW-12	1500	V.N	towards John
AW-13	1507	V.N	from Dempsey
AW-14	1519	V.N	from Dempsey
AW-15	1529	V.N	towards Dempsey
AW-16	1546	V.N	towards Dempsey - Palm to East
AW-17	1559	VN	Towards Nueces Floral to West
AW-18	1610	V.N.	to Nueces Palm to east

May 4, 10 Cont

Photo ID	Time	Dir	Notes
31 AW-19	1621	V.N	to Nueces - Flora to west
32 AW-20	1632	V.W.	to Floral Residence to South
	1650	Move to AW-23 @ Per Oral Field Blank @ AW-21, Dup AW-2 & Dup AW-32	
33 AW-23	1656	V.N	to Moore - Fire Dept west
34 AW-24	1705 (CH)	V.N	to Moore - Floral to west
35 AW-25	1716	VN	to ~~Palm~~ Moore - ~~Moore~~ Palm to east - Residence east
36 AW-30	1728	VN	to Moore - Palm to east - Minton South
37 AW-29	1753	VN	to Moore, Flora to west. Note moved 1-ft NW due to refusal @ 1-ft north location
38 AW-28	1807	V.N.	to Moore, Flora to East, Fire Dept W.

4, 10 Continued

ID Time Dir/Notes

-32 1830 V. N. to Minton - Nueces Bay Rd to west - Fire Station to N. accross Minton

shutter in view

2 AA-1 1900 Near AW-21 - closest active Stack to HCE - photos by O. Valdez

O. Valdez (TCEQ) off site
Geo Strata off-site
Arrive @ Hotel
252356

CATT

May 5, 2010

Sunny - High 80 to Low 90 -

0640 Depart Hotel 252356
0700 Arrive on-site Geo Strata (R. Green, R. Arredondo, C. Holderfield) TCEQ (O. Valdez) Discuss plan for day, Contact Beacon to verify processes are at best practice Conduct Health and Safety

All photographs will be collected by C. Holderfield unless otherwise noted

Photo	ID	Time	Dir/Notes
43	AW-33	0806	V. N. from abandoned property on Minton
44	AW-34	0818	V. N along Flora residence in background
45	AW-35	0826	
46	AW-40	0834	VN along palm
47		2908	Koepke to east

(47) also view of neighboring house

y 5, 10 Continued

ID Time Dir/Notes

AW 39 0842 V N along Flora Koepke to S.

AW-38 0847 V.N. from Koepke - abandoned property in background

AW-37 0856 V. N. from Koepke Refinery to W. Along Nueces Tree to east

AW-42 0904 VN to Koepke Refinery & Nueces Bay

AW-43 0912 VN to Koepke, Floral to east

AW-44 0923 VN along Floral towards Koepke - upon retrieval pull tube due to blockage

AW-45 0933 VN towards Koepke, Palm east, residence on background

TCEQ Region 13 On-Site Mike Sheen O. Valdez & Mr. Sheen off site

May 5, 2010 Continued

Photo ID Time Dir/Notes

55 AW-50 0943 VN to Hilbert, residence in background Ants in hole

56 AW-49 0950 VN to Hilbert, Flora west, limited vegetation

0955 O. Valdez on site

57 AW-48 0957 VN to Hilbert, Nueces Bay to West

58 AW-47 VN to Hilbert, Nueces Bay directly west

59 AW-52 1020 VN to Hilbert, Nueces Bay Rd due west

1025 Move to sample locations on west side of Nueces Bay to avoid lunch hour traffic during installation. ~~[illegible]~~ CH

60 AW-21 1040 V. North along Nueces Bay Rd to east, Refinery due west, Moore cross street

May 5, 2010 Cont

Photo ID	Time	Dir/Notes
61	AW-26	1047 V.N. Along Nueces Bay Rd, Moore Cross Street
62	AW-31	1057 V.N Along Nueces Bay Minton Cross Street
63	AW-36	1108 V.N Along Nueces Bay Rd. Valve barricade in background
64	AW-41	1119 V.N Along Nueces Bay Rd. Koepke Cross street
65	AW-46	1129 V.N Along Nueces Bay Rd, Ihlbut Cross Street
66	AW-51	1139 V.N along Nueces Bay Rd, Ihlbut Cross St
67	AW-56	1150 V.N. along Nueces Bay Rd, IH-37 South, Noakes Cross Street
68	AW-61	1202 V.N Along Nueces Bay Rd, IH-37 South, near intersection
69		Rinsate #2 (5-5-10) collected 1210 Sample Time. Robert Green collected photograph
1230		Geo Strata (RA + CK) Depart TCEQ Office to send rinsate sample

May 5, 2010 Cont

1340 Geo Strata On-Site

Photo ID	Time	Dir/Notes
FHE-3	#70 1359	V.N towards FHE refinery - Nueces Bay Rd East IH-37 South
FHE-2	#71 1408	V.N towards Flint Hills Property - IH 37 South
FHE-1	#72 1432	View north towards Flint Hills property - I-37 South
1440		Rec'd. Valdez added one added sample point to FHE (FHE #4) Mark w/ GPS #201
#73	AA-2 1438	View North collection to FHE Ambient Air #2 (C. Valdez collected photograph)
#74	FHE #4 1447	View north toward Flint Hills East property
#75	AW53 1509	View north toward Holbert, Nueces Bay west
#76	AW 54 1517	View north to Holbert, Floral to west
#77	AW 55	V.N toward Holbert 1525 Residence to Northeast + NW

May 5 Cont

Photo	ID	Time	Dir/Notes
#78	AW 60	1535	V. North to Naked Palm to east
#79	AW 59	1543	V. North along Floral, Noakes Cross Street
#80	AW 58	1553	V North to Noakes Floral to East
#81	AW 57	1602	V. North to Noakes Nueces Bay Rd West - Too vegetation
#82	AW 63	1612	Moved left south due to metal lid. V. North towards Noakes. 137 South
#83	~~AW 64~~ Disregard	~~1622~~	V. North from IH37 Access @ 2914 Martin Luther King (Abandoned)
#84	Sample is actually AW 65 repholographed - Error identified due to change during GPS Phase	1638	
#85	AW 64 - 1643		V. North along floral · MLK Drive South
	1645		Move to FH Fire station to Add AW-22 & AW-27.

May 5 Cont

1650 - GPS AW-22 #202
1700 - GPS AW-27 #203

Photo	ID	Time	Dir/Notes
#86	AW-27	1709	V. North from Fire Station property · Moore to N. Nueces Bay to west · Inc lead in parking lot (asphalt)
#87	AW-22	1717	V. North from fire station property Moore to north (cross street)
		1720	Mob to Area North
#88			V. North towards Broadway AN 8 Time (1732) Nueces Bay west
#89		1739	V. North towards Broadway Palm to West AN-9 (AN-91)
#90	AN10	1751	V. North towards Broadway · Van Loan East
#91	AN11	1803	View to Broadway · Van Loan East

May 5 Cont

Photo	ID	Time	Dir/Notes
#92	AN12	1819	V. North to Broadway on 2121 Shillman property
		1830	Skip AN-13 due to truck in driveway - complete tomorrow (1167)
#93	AN-29		V. North towards Broadway: Summers to east residence in background
1845			
#95	AN-14		V. N to Broadway
1913			Pea body East, Residence in background
#94	AN-1	1903	View north. Broadway South, tanks in background
		1920	Debrief, set plan for 5/6/10 Mtg at Post & Hatch at 7am Completed 50 installations
		1930	TCEQ & GeoStrata off site to purchase supplies
		2000	Arrive at Hotel (252404)

20

Hot, Humid

May 6, 2010 PSG Installation

0645 Geo Strata Dept Hotel (252404)

0700 Geo Strata On Site (C Hadfield, R. Arredondo & R Green) TCEQ (O. Valdez) on-site. Conduct Health & Safety Meeting - Prep for field PSG installations.

Photo	ID	Time	Dir/Notes
95	AN-7	0731	V. North toward Broadway along alley
96	AN-6	0747	V. North along Port to Broadway (Vehicles in photo were not running)
97	AN-5	0800	V North from ~~vacant lot~~ 2315 Broadway Property
98	AN-4	0812	V. North along Lexington from 2221 Lexington easement
99	AN-19	0825	V. North from Church at Hatch and Port (flag removed)
100	AN-18	0843	V. North along Lexington (flag removed)

21

May 6, 2010 PSG Install

0830 Ms. Canales on-site, Conducted Health and Safety Briefing
0910 Ms. Canales off-site

Photo	ID	Time	Dir/Notes
101	AN34	0914	V. north along Lexington near Summers intersection
102	AN35	0921	V. North from vacant lot along Lexington
103	AE 3	0946	V. North Along Lexington from vacant lot. Summers Cross st.
104	AE4	0953	V north along Lexington from vacant lot on East side
105	AE7	1012	V. North along Lexington from vacant field - John Cross St PSG in easement
106	AE 10	1022	V. Nort along Lexington PSG in easement
107	AE 13	1035	V. North along Lexington from 1815 Lexington Easement
108	AE 14	1048	V. North along Lexington from vacant lot - Dampsey in background
109	AE 17	1101	V. North along Lexington. Nueces to east. PSG moved 1' west due to obstruction

May 6, 2010 Cont

Photo	ID	Time	Dir	Notes
110	AE18	1111	V. North at PSG in Easement at 2314 Nueces	
111	AE 21	1121	V. North along Lexington - PSG in easement tree cutting pile in background	
112	AE 22	1131	V. North @ PSG in vacant lot at Lexington + Winnebago (time for sample O. Valdez)	

1134 Jessica Russel inquired as to activities - informed O. Valdez who met w/ resident

113	AE 25	1145	VN at PSG in easement along Lexington (1613 Lexington)
114	AE 28	1151	V. North along Lexington PSG at 1521 Lexington property
115	AE 31	1200	V. North @ PSG at 1503 Lexington (Owner - Frederick)
116	AE 34	1214	V. North at PSG at 937 Lexington easement Car Parked - Not Running
117	AE 35	1236	V. South @ PSG sample location (946 Lexington back yard)

May 6, 2010 Cont HOT

Photo ID Time Dir/Notes

118 Rinsate #3 5/6/10 collected Photo at 1248 • View NE

1248 TCEQ off-site. Met on-site at 1400 following Rinsate sample shipment

1310 GeoStrata off-site to deliver sample

1325 Deliver Sample Break for lunch

1400 GeoStrata on-site

#119 AE 38 1425 View south along Lexington at PSG in easement at 927 Lexington

120 AE 39 1433 View south at PSG in 924 Lexington backyard

121 AE 42 1443 View north along Lexington @ PSG in 915 Lexington easement

122 AE 43 1453 V. north at PSG in backyard of 910 Lexington

May 6, 2010 Cont HOT

Photo ID Time Dir/Notes

123 AE 46 1501 V. North at PSG sample at corner of Martin Luther King & Lexington

124 AE 45 1510 View north at PSG located in vacant field off Martin Luther King

Note AE 47 dropped previously due to close proximity to prior samples • Reconfirmed w/ O. Valdez

125 AE 44 1523 View south along Kennedy towards Martin Luther King (MLK)

126 AE 40 1532 View north along Kennedy @ PSG near 2500 Holbirt Driveway

127 AE 41 1540 View north at PSG in backyard of 1334 Kennedy

128 AE 36 1556 View north @ PSG in easement at Victory Church on Koepke

129 AE 37 1407 View west at PSG sampler in side yard of 1402 Kennedy

May 6, 2010 Cont Hot

Photo ID Time Dir/Notes

130 AE32 1618 View north @ PSG located in front of school on Kennedy

131 AE33 1625 View north at PSG location in vacant lot accross from School on Kennedy

132 AE29 1635 View north at PSG location in Dr. Williams Park on Kennedy

133 AE30 1647 View east at PSG located at 1502 Kennedy side yard

134 AE 26 1657 View north along Kennedy @ PSG near Cemetary accross from 1518 Kennedy

135 AE27 1708 View N a PSG located at 1518 Kennedy back yard

135 AE ~~42~~ 24 1726 V N @ PSG in vacant lot on east side of Kennedy

134 AE 23 ~~1726~~ V North along Kennedy, PSG near Kennedy Cemetary

May 6, 2010 Hot

Photo ID Time Dir/Notes

136 AE 20 1740 V north at PSG in residence easement on Winnebago (near 2418 Winnebago)

137 AE 16 1759 V N at PSG in back yard at 1716 Kennedy PSG South 1' due to fence

138 AE12 1811 V east at PSG located in vacant lot near Dempsey on Kennedy

139 AE9 1848 V. South at PSG in vacant lot on John

140 AE6 1859 V. South at PSG located in easement @ 2411 John

141 AE2 1911 V North at PSG behind abandoned bldg on 2418 John

142 AN33 1929 View west at PSG located at 2410 Summers

143 AN 17 1939 View South at PSG located at 2413 Hatch Easement

1950 TCEQ + Geo Strata off-site To resupply

2000 Arrive at Hotel

252448

May 7, 10 PSG Install

0640 Depart Hotel 252448
0700 On-site. Conduct Health and Safety. Coordinate plan for day. Mov to 1st PSG site

Photo	ID	Time	Dir/Notes
144	AE19	0738	V. North at PSG located @ corner of Kennedy & Winnebago Homeowner visit w/ D. Valdez
145	AE15	0748	V North at PSG in park on Kennedy - Access from 1714 Kennedy
146	AE 11		View N. at PSG in Park across from 1816 Kennedy
0805			
0809			Corpus Christi Police Dept on-site due to resident call D. Valdez coordinate visit
147	AE 8	0812	View north at PSG on West side of Kennedy
148	AE 5	0823	View north at PSG on west side of Kennedy at 4th Ave Intersecti
149	AE 1	0832	View N. @ PSG located near cemetery on Kennedy (2002 Kennedy)

Hot
Humid 88%

May 7, 10

Photo	ID	Time	Dir/Notes
150	AN32	0948	View North along Kennedy at PSG located accross from 2422 Sommers (near cemetary)
160	AN 16	0957	View north at PSG near 2113 Kennedy Property
161	AN 2	0956	View north to Broadway at PSG in easement, PSG SW of marker due to obstruction
162	AN 15	0924	View north to Broadway at PSG in 2515 Broadway side yard, Added GPS Point 171 Sampler east due to obstruction
163	AN 3	0938	View N @ sampler located in back yard of 2214 Kennedy
164	AN 31	0987	View North at PSG in cemetary easement of Peabody
165	I5	1003	View north at PSG located in vacant lot by cemetary
166	AN 30	1017	View north at PSG located in east yard @ 2103 Peabody
167	AN 13		View at PSG in backyard of 2120 Shillman
168	I14	100	View S. at Summers + Peabody PSG

May 7, 10 Hot + Humid

Photo ID Time Dir/Notes

169 I3 1109 View ~~North~~ South at PSG (North) on Summers between Van Loan & Stillman

170 I2 1116 View South at PSG between Van Loan & Palm

171 I1 1123 View north at PSG on Summers by Palm Intersection

172 I6 1131 View north at PSG on John by Palm intersection (easement)

173 I7 1137 View north at PSG in easement at 2814 ~~Palm~~ John

174 I8 1143 View north at PSG in easement near Stillman on ~~Palm~~ John

175 I9 1148 View north at PSG in easement near 2608 John

176 I10 1156 View north at PSG on John by 2000 Peabody

177 I15 1209 View north at PSG at Dempsey and the Park

178 I14 1215 View north at PSG at 2610 Dempsey

179 I13 1222 View north at PSG on Dempsey by vacant lot

Hot + Humid

May 7, 10

Photo ID Time Dir/Notes

180 I12 1246 View north at PSG on Dempsey near Van Loan

181 I11 1252 View north at PSG on Dempsey near Palm intersection

1300 Collect Rinsate Sample #4 5/7/10 Photo #182 @1305

1320 Collect soil samples from Mr. Pena's residence to run RCRA, VOC + SVOC Photo # 183 @1321

1345 Geo Strata off-site to deliver samples to Lone Star

1405 - 1450 Break for lunch Return to Site for offsite Release Sample installation

I20 - 1459 View north at PSG in #184 vacant lot at Nueces and Peabody

I19 - 1510 View N at PSG located #185 on 1802 Stillman Backyard

May 7, 2010

Photo	ID	Time	Dir/Notes
#186	I18	1520	View north at PSG in property at Nueces & Stillman
#187		1608	View north at PSG
#188		1613	View north at PSG point west due to hole
#189		1616	View N at PSG Point
#190			View west at possible SVE System w/ Carbon polishing units
#191		1619	View northeast at monitor wells converted to extraction wells
#192		~~1619~~ 1620	View east at monitor wells converted to extraction wells
#193		1620	View southwest at pooling around monitor wells
#194	L1	1650	View north at PSG in field
#195	L2	1653	View N at PSG sample
#196	I17	1521	View north at PSG in 2814 Nueces Property
#197	I16	1750	View S at PSG Sample at 1808 Palm

May 7, 2010

Photo	ID	Time	Dir/Notes
198	I21	1804	View north at PSG in fire damage home property
199	I22	1821	View S at PSG in side yard of 1713 Van Loan
200	I23	1832	View N at PSG in vacant lot by 1701 Stillman
201	I24	1846	View at PSG located at 1709 Peabody (behind house)
202	I25	1901	View N at PSG located in Park by Ledgerow (weeds)

1907 Geo Strata and TCEQ offsite to resupply. Meet at 0730 5/8/10 at school

1940 arrive at hotel 252499

5.8.10 Hot Humid

0710 Depart Hotel 252499
0735 Arrive on site. Conduct Health and Safety

Photo ID Time Dir/Notes
203 & 204 I35 8:07 View north at PSG near School building.
205 I30 0815 View north at PSG located between cemetery and School
206 I29 0835 View E at PSG located in backyard of 1615 Peabody
208 I28 0906 View at PSG located by stairs at 1609 ~~Minton~~ Stillman
207 I27 0851 V N at PSG located in vacant lot on Van Loan @ Minton
209 I26 0932 View NO PSG in vacant lot (PSG moved due to bee infestation at original location new gps collected
210 I31 0940 View north at PSG in easement on Minton near Palm
211 I32 1002 View south at PSG on Minton near Van Loan

5/8/10 Hot Humid

Photo ID Time Dir/Notes
212 I33 1009 View ~~South~~ north at PSG in easement on Minton near Stillman intersection
213 I34 1001 View north at PSG in easement on minton near Peabody (school)
214 I40 1026 View north at PSG in Easement at school (Koepke)
215 I39 1035 View north at PSG in vacant lot near Peabody
216 I38 1041 View north at PSG in easement on Koepke at Stillman
217 I37 1046 View north at PSG in easement on Koepke at Van Loan
218 I36 1051 View north at PSG located in easement on Koepke near Palm (2826 Koepke)
219 I41 1103 View north at PSG in easement at 2828 Hilbut
220 I42 1111 View north at PSG located in easement on Hilbut near Stillman
221 I42 1116 View north at PSG at Penn residence 2813 Hilbut

5/8/10

Photo ID	Time	Dir/Notes
222 I44	1122	View north at PSG in easement on Hilburt near Peabody
223 I45	1127	View north at PSG in easement at 2516 Hilbut
224 I50	1134	View north at PSG on Noakes near MLK (easement)
223 I49	1140	View north at PSG on Noakes near Peabody (easement)
224 I48	1146	View north at PSG on Noakes in Easement by 1301 Stillman
225 I47	1157	View north at PSG in easement at 20 Noakes
226 I46	1203	View north at PSG in easement at 2824 Noakes
227 I54	1212	View north at PSG in MLK easement by Peabody
228 I53	1219	View north at PSG in easement by Stillman on MLK
229 I52	1225	View north at PSG in easement at 1203 Van Loan (on MLK)
230 I51	1235	View north at PSG in MLK easement by Hillcrest Manor Apt (2830 MLK)

5/8/10

1240 Move to area to collect Phase I IDW (vocs) + Rinsate #5 samples photos (231 - 234) Also collect Phase I IDW photos (1235 - 237)

1350 Geo Strata ??? pick to deliver rinsate & IDW samples to Fed Ex

1400 Deliver samples to Fed Ex and start return trip to Geo Strata

1630 Arrive at Geo Strata 252680

5/25/10

1630 Depart Off-Site 7150
109845
1930 arrive at Hotel
110006.3

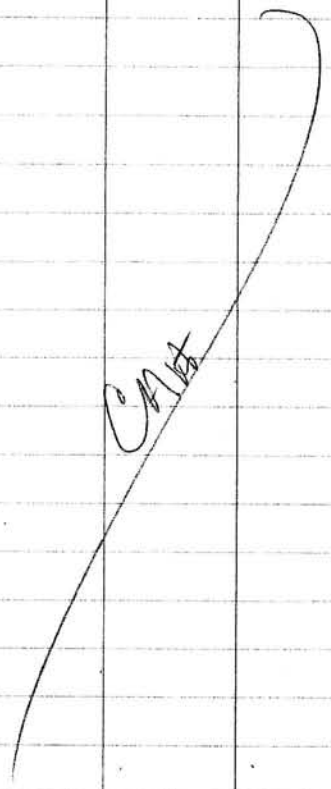

5/26/10 Sunny ; Hot Slight Breeze

0715 Depart Hotel 110006.3
0730 Arrive on-site, TEQ
O. Valdez, E. Simmons
arrive on-site. Geo Shatz
C. Holderfield & R. Green
Conduct Health and
Safety Meting, Review
Sample retrieval procedures
and QA/QC.
0830 Begin Sample retrieval
Note: This log book is being
utilized in conjunction w/
Beacon Chain-of-custody
field sheets. Information
noted on the field sheets
will not be duplicated in
the log book. Also, unless
otherwise noted, all photo
graphs are collected by
C. Holder field
Photo: • SG-AW-3 1100 H_2O in sampler
• SG-AW-9 1107 H_2O in sampler
▲ SG-AW-17 1154 metallic (shiny)

5/26/10 Cont

Substance adhered to inside of sample vial - Not Soil

- SG-AW-18 1202 moisture in sampler
- SG-AN-30 1509 moisture in sampler

1245 to 1345 Lunch Break

- SG-AN-15 1528 moisture in sampler
- SG AN-34 1622 H_2O in sampler

1655 GeoStrata off-site to deliver samples for overnight shipping to Beacon and to obtain copies of COC sheets prior to shipping

- 1800 Photo of sample shipping box following custody seal secure at Fed Ex

1900 Arrive at Hotel -

NOT, 100%

5/27/10 Continued Retrieval humidity

0630 Depart Hotel
0645 Arrive On-site - Low/No Breeze
0715 Begin Sample retrieval
0729 AN-35 Photo - Moisture in Sampler
0805 AN-19 Photo - Small amount of moisture in Sampler
0850 AE-18 Photo - H_2O in Sampler
0913 AE-31 Photo - H_2O in Sampler
0923 AE-35 Photo - H_2O in Sampler
Two Photos
↑ AE-29 Photo - Moisture in
1112 Sampler
1335 I4 Photo Moisture in Sampler 2 photos
*Note: Addition trip blanks utilized from vials provided by Beacon which have been with the trips during the entire project. Wire clipped and removed by CHI. Samplers NOT opened (#8 + #9)
1344 I2 Photo Moisture in sampler
2 Photos

5/27/10 Continued

1350 11 Photo Moisture in Sampler
I8 Photo Small amount of
1405 soil in Sampler near cap
1415 I10 Photo H_2O in Sampler
1624 I22 Photo Moisture in Sampler

1649 Final Sampler collected at I29. R. Green & O. Valdez return from Rinsate drum handling. Verify duplicate Samples at 10% (21 samples)

1705 Geo Strata Off-site to deliver Samples to Fed Ex

1800 Affix Custody Seal #10368885

1802 Photo of Sealed Beacon Box in Fed Ex Box
Ship Samples - Return to Hotel

1840 Arrive at Hotel

42

5/28/10

0730 Depart hotel 110093.4
1020 Arrive at Office
110234.3

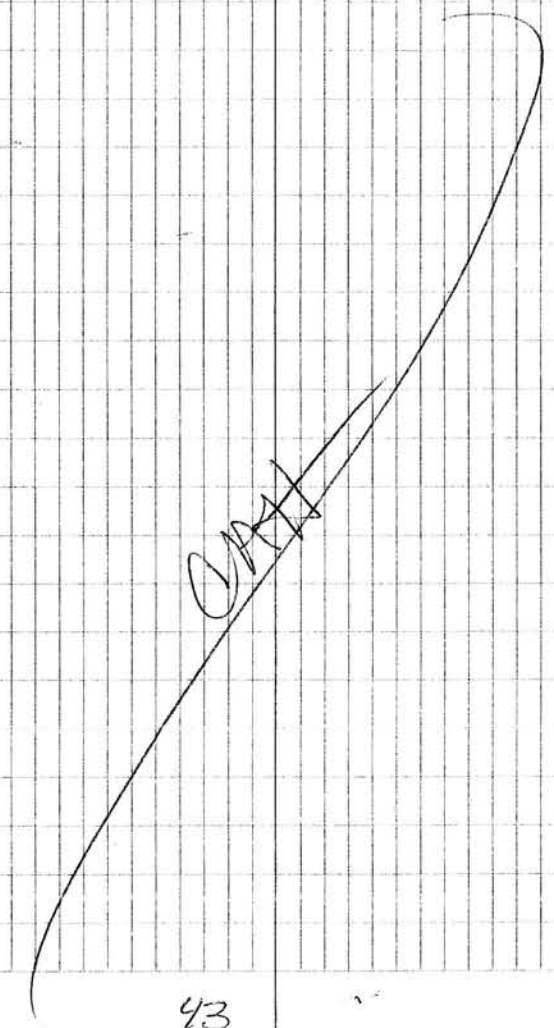

43

APPENDIX D

Photographs



View looking north at PSG AN-21 location.



View looking north towards Broadway at PSG AN-22 location.



View looking north at PSG AN-23 location. Floral is located west. Ms. Canales and Mr. Valdez are visible to left.



View looking north towards Broadway at PSG AN-24 location.



View looking north towards Broadway at PSG AN-25 location. Palm is located west.



View looking north towards Broadway at PSG AN-26 location.



View looking north towards Broadway at PSG AN-27 location. Van Loan is located east.



View looking north towards Broadway at PSG AN-28 location. Stillman Ave is located east.



View looking north towards Broadway at PSG AW-1 location. Nueces Bay Blvd is located west.

Photograph Intentionally Left Blank



View looking north towards Summers at PSG AW-2 location.

Photograph Intentionally Left Blank



View looking north towards Summers at PSG AW-3 location.



View looking north towards Summers at PSG AW-4 location.



View looking north towards Summers at PSG AW-5 location. Palm is located east.



View looking north towards Broadway at PSG AW-6 location. Nueces Bay Blvd is visible to west.

*Note: PSG was relocated 1-ft northwest, due to obstruction (lost drill bit).



View looking north towards Summers and Broadway at PSG AW-7 location. John St. is located south.



View looking north towards Summers and Broadway at PSG AW-8 location. Floral is located east.



View looking north towards Summers at PSG AW-9 location. Palm Dr. is located east.



View looking north towards Summers at PSG AW-10 location. Palm Dr. is located east.



View looking north towards John St. at PSG AW-11 location. Floral is located west.



View looking north towards John St. at PSG AW-12 location.



View looking north from Dempsey St. towards PSG AW-13 location.



View looking north from Dempsey St. towards PSG AW-14 location.



View looking north towards Dempsey St. at PSG AW-15 location.



View looking north from Dempsey St. towards PSG AW-16 location. Palm Dr. is located east.



View looking north towards Nueces St. at PSG AW-17 location. Floral is located west.



View looking north towards Nueces St. at PSG AW-18 location. Palm Dr. is located east.



View looking north towards Nueces St. at PSG AW-19 location. Floral Dr. is located west.



View looking west towards Floral at PSG AW-20 location.



View looking north towards Moore at PSG AW-23 location.



View looking north towards Moore at PSG AW-24 location. Floral Dr. is located west. Sparse vegetation is visible in the area of the sampler location.



View looking north towards Moore at PSG AW-25 location. Palm is located east.



View looking north towards Moore at PSG AW-30 location. Palm is located east and Minton St. is located south.



View looking north towards Moore St. at PSG AW-29 location. Floral Dr. is located west. PSG sample was relocated 1-ft northwest due to refusal at 1-ft.



View looking north towards Moore St. at PSG AW-28 location. Floral Dr. is located east.



View looking north towards Minton St. at PSG AW-32 location. Nueces Bay Boulevard (Blvd) is located west. The Flint Hills Fire Station is visible north across Minton St.



View looking west towards the Flint Hills Refinery at collection of AA-1 near the active stack closest to the Hillcrest neighborhood. Photograph collected by Mr. Omar Valdez.



View looking north towards Minton St. at PSG AW-33 location within abandoned residential property.



View looking north along Floral Dr. at PSG AW-34 location.



View looking north towards Minton St. at PSG AW-35 location.



View looking north towards Minton St. at PSG AW-40 location. Palm Dr. and 2908 Koepke St. residence are located east.



Additional view of residence (2908 Koepke St.) located east of PSG AW-40 sample location.



View looking north along Floral Dr. at PSG AW-39 location. Koepke St. is located south.



View looking north from Koepke St. at PSG AW-38 location. Abandoned residential property on Minton St. is visible in background.



View looking north from Koepke at PSG AW-37 location. The Flint Hills Refinery property is visible to west across Nueces Bay Blvd.



View looking north towards Koepke St. at PSG AW-42 location. Flint Hills Refinery property is visible to west.



View looking north towards Koepke St. at PSG AW-43 location. Floral St. is located east.



View looking north towards Koepke St. along Floral St. at PSG AW-44 location. Sparse vegetation is visible in the area of the sample location.



View looking north towards Koepke St. at PSG AW-45 location. Palm Dr. is located east.



View looking north towards Hulbirt St. at PSG AW-50 location. Sparse vegetation is visible in the area of the sample location.



View looking north towards Hulbirt St. at PSG AW-49 location. Floral Dr. is located west. Sparse vegetation is visible in the area of the sample location.



View looking north towards Hulbirt St. at PSG AW-48 location.



View looking north towards Hulbirt St. at PSG AW-52 location. The Flint Hills Refinery is visible to the west.



View looking north along Nueces Bay Blvd at PSG AW-21 located along Flint Hills eastern property boundary. Vegetation was not visible in the area of the sample location.



View looking north along Nueces Bay Blvd at PSG AW-26 located along Flint Hills eastern property boundary.



View looking north along Nueces Bay Blvd at PSG AW-31 located along Flint Hills eastern property boundary.



View looking north along Nueces Bay Blvd at PSG AW-36 located along Flint Hills eastern property boundary. Vegetation was not visible in the area of the sample location.



View looking north along Nueces Bay Blvd at PSG AW-41 located along Flint Hills eastern property boundary. Vegetation was not visible in the area of the sample location.



View looking north along Nueces Bay Blvd at PSG AW-46 located along Flint Hills eastern property boundary. Vegetation was not visible in the area of the sample location.



View looking north along Nueces Bay Blvd at PSG AW-51 located along Flint Hills eastern property boundary.



View looking north along Nueces Bay Blvd at PSG AW-56 located along Flint Hills eastern property boundary.



View looking north along Nueces Bay Blvd at PSG AW-61 located along Flint Hills southeastern property boundary. IH-37 is located south.



View looking southwest during collection of Rinsate Blank #2. Photograph collected by Mr. Robert Green.



View looking north towards Flint Hills at PSG FHE-3 located along the southern Flint Hills property boundary. Nueces Bay Blvd is located east and IH-35 is located south.



View looking north towards Flint Hills at PSG FHE-2 located along the southern Flint Hills property boundary. IH-35 is located south.



View looking north towards Flint Hills at PSG FHE-1 located along the southern Flint Hills property boundary. IH-35 is located south.



View looking north from southern Flint Hills Refinery property boundary at collection of AA-2 near IH-37 and areas of known groundwater contamination. Photograph collected by Mr. Omar Valdez.



View looking north towards Flint Hills at PSG FHE-4 located along the southern Flint Hills property boundary. IH-35 is located south.



View looking north towards Hulbirt St. at PSG AW-53.



View looking north towards Hulbirt St. at PSG AW-54. Floral is located west. Sparse vegetation is visible in the area of the sample location.



View looking north towards Hulbirt St. at PSG AW-55. Sparse vegetation is visible in the area of the sample location.



View looking north towards Noakes St. at PSG AW-60. Palm is located east.



View looking north along Floral St. at PSG AW-59.



View looking north towards Noakes St. at PSG AW-58. Floral is located east.



View looking north towards Noakes St. at PSG AW-57. Nueces Bay Blvd is located west. Sparse vegetation is visible in the area of the sample location.



View looking north towards Noakes St. at PSG AW-63. IH-37 is located south. PSG was relocated 1-ft south due to presence of metal object.



View looking north at PSG AW-65 located within property at 2914 Martin Luther King Dr.



View looking north along Floral St. at PSG AW-64. Martin Luther King Blvd is located south.



View looking north at PSG AW-27 located on Flint Hill Fire Station property.



View looking north at PSG AW-22 located on Flint Hill Fire Station property. Moore St. is visible in background.



View looking north towards Broadway St. at PSG AN-8.



View looking north towards Broadway St. at PSG AN-9. Palm is located west.



View looking north towards Broadway St. at PSG AN-10. Van Loan Ave is located east.



View looking north towards Broadway St. at PSG AN-11.



View looking north towards Broadway St. at PSG AN-12 located within 2121 Stillman Ave residential property.



View looking north towards Broadway St. at PSG AN-29. Stillman Ave is located east.



View looking north at PSG AN-1. Tanks are visible in background. Broadway St. is located south.



View looking north towards Broadway St. at PSG AN-14. Peabody Ave is located east. Debris pile noted in vicinity of PSG.



View looking north towards Broadway St. at PSG AN-7 located along western Kerr McGee property boundary.



View looking north along Port Ave towards Broadway St. at PSG AN-6.



View looking north at PSG AN-5 located within 2315 Broadway St. residential property.



View looking north towards Broadway along Lexington Ave at PSG AN-4 located within easement on 2221 Lexington Ave residential property.



View looking north towards Hatch St. at PSG AN-19 located within Church property.



View looking north along Lexington Ave at PSG AN-18 located within easement on residential property.



View looking north along Lexington Ave at PSG AN-34 located within easement.



View looking north from vacant lot on Lexington Ave at PSG AN-35.



View looking north along Lexington Ave at PSG AE-3 located within easement. Summers St. is visible in background.



View looking north along Lexington Ave at PSG AE-4 located within vacant lot.



View looking north along Lexington Ave at PSG AE-7 located within easement. John St. is visible in background.



View looking north along Lexington Ave at PSG AE-10 located within easement.



View looking north along Lexington Ave at PSG AE-13 located within easement at 1815 Lexington residential property.



View looking north at PSG AE-14 located within vacant lot. Dempsey St. is visible in background.



View looking north along Lexington Ave at PSG AE-17 located within easement. PSG relocated 1-ft west due to obstruction.



View looking north at PSG AE-18 located within easement on 2314 Nueces St. residential property.



View looking north along Lexington Ave at PSG AE-21 located within easement.



View looking north along Lexington Ave at PSG AE-22 located within vacant lot.



View looking north along Lexington Ave at PSG AE-5 located within easement on 1613 residential property.



View looking north along Lexington Ave at PSG AE-28 located within easement on 1521 Lexington residential property.



View looking north along Lexington Ave at PSG AE-31 located within easement on 1503 Lexington residential property.



View looking north along Lexington Ave at PSG AE-34 located within easement on 937 Lexington residential property. The automobile at right was parked with the engine off.



View looking south at PSG AE-35 located within 946 Lexington residential property.



View looking northeast during collection of Rinsate Blank #3.



View looking south along Lexington Ave at PSG AE-38 located within easement on 927 Lexington residential property.



View looking south at PSG AE-39 located within 926 Lexington residential property.



View looking north along Lexington Ave at PSG AE-42 located within easement on 915 Lexington residential property.



View looking north at PSG AE-43 located in backyard of 910 Lexington residential property.



View looking north along Lexington Ave at PSG AE-46 located within easement. Martin Luther King Blvd is located south.



View looking north at PSG AE-45 located within vacant lot near Martin Luther King Blvd.



View looking south along Kennedy Ave towards Martin Luther King Blvd Lexington Ave at PSG AE-44.



View looking north along Kennedy Ave at PSG AE-40 located within easement near 2500 Hulbirt St. driveway.



View looking north at PSG AE-41 located in backyard of 1334 Kennedy Ave residential property.



View looking north along Kennedy Ave at PSG AE-36 located within easement at Victory Church on Koepke Ave.



View looking west at PSG AE-37 located within side-yard of 1402 Kennedy Ave multi-residence property.



View looking north along Kennedy Ave at PSG AE-32 located within easement at former Elementary School.



View looking north at PSG AE-33 located within vacant lot located east from the former Elementary School across Kennedy Ave.



View looking north along Kennedy Ave at PSG AE-29 located within easement in Dr. Williams Park.



View looking east at PSG AE-30 located within side-yard of 1502 Kennedy Ave residential property.



View looking north along Kennedy Ave at PSG AE-26 located within Bayview Cemetery easement.



View looking north at PSG AE-27 located in backyard of 1518 Kennedy Ave residential property.



View looking north at PSG AE-24 located within vacant lot on east side of Kennedy Ave.



View looking north at PSG AE-20 located in easement near 2418 Winnebago St. residential property.



View looking north at PSG AE-16 located in backyard of 1716 Kennedy Ave residential property.



View looking north at PSG AE-12 located in vacant lot on Kennedy Ave.



View looking south at PSG AE-9 located in vacant lot on John St.



View looking south at PSG AE-6 located in 2411 John St. residential property.



View looking north at PSG AE-2 located behind abandoned building at 2418 John St.



View looking west at PSG AN-33 located in backyard of 2410 Summers St. residential property.



View looking south at PSG AN-17 located in 2413 Hatch St. residential property easement.



View looking north at PSG AE-19 located in easement at corner of Kennedy Ave and Winnebago St.



View looking north at PSG AE-15 located in Hillcrest Park easement.



View looking north at PSG AE-11 located in Hillcrest Park easement.



View looking north at PSG AE-8 located in Hillcrest Park easement.



View looking north at PSG AE-5 located in Hillcrest Park easement. John St. is located north.



View looking north along Kennedy Ave at PSG AE-1 located in cemetery easement.



View looking north along Kennedy Ave at PSG AN-32 located in cemetery easement.



View looking north along Kennedy Ave at PSG AN-16 located in easement near 2113 Kennedy Ave residence.



View looking north towards Broadway St. along Kennedy Ave at PSG AN-2 located in easement. PSG location was relocated 1-ft southwest of marker due to obstruction.



View looking north towards Broadway St. at PSG AN-15 located in side-yard of 2515 Broadway abandoned multi-residence property. PSG sample was relocated east due to obstruction.



View looking north at PSG AN-3 located in backyard of 2214 Kennedy Ave residential property.



View looking north at PSG AN-31 located in cemetery easement.



View looking north at PSG I-5 located in vacant lot near cemetery.



View looking north at PSG AN-30 located in 2103 Peabody Ave residential property easement.



View looking north at PSG AN-13 located in backyard of 2120 Stillman Ave residential property easement.



View looking south at PSG I-4 located in residential property easement on Summers St.



View looking north at PSG I-3 located in residential property easement on Summers St.



View looking south at PSG I-2 located in residential property easement on Summers St.



View looking north at PSG I-1 located in residential property easement on Summers St.



View looking north at PSG I-6 located in residential property easement on John St. Palm St. is located west.



View looking north at PSG I-7 located in residential property easement at 2814 John St.



View looking north at PSG I-8 located in residential property easement on John St. Van Loan Ave is located west.



View looking north at PSG I-9 located in residential property easement at 2608 John St. PSG ID was not updated from previous sample and should read I-9.



View looking north at PSG I-10 located in residential property easement near 2000 Peabody Ave.



View looking north at PSG I-15 located in residential property easement on Dempsey St. Hillcrest Park is located east.



View looking north at PSG I-14 located in residential property easement at 2610 Dempsey St.



View looking north at PSG I-13 located in vacant lot on Dempsey St. Stillman Ave is located east.



View looking north at PSG I-12 located in residential property easement on Dempsey St. Van Loan Ave is located east.



View looking north at PSG I-11 located in residential property easement on Dempsey St. Palm St. is located west.



View looking northwest during collection of Rinsate Blank #4.



View looking north at PSG I-20 located in vacant lot near intersection Nueces St. and Peabody Ave.



View looking north at PSG I-19 located in backyard of 1802 Stillman Ave residential property.



View looking north at PSG I-18 located in backyard of 1802 Stillman Ave residential property.



View looking north at KM-1 located within Kerr McGee property.



View looking north at KM-2 located within Kerr McGee property.



View looking north at KM-3 located within Kerr McGee property.



View west at possible soil vapor extraction system with carbon polishing units on Kerr McGee property.



View northeast at monitor wells converted to extraction wells.



Close-up view looking northeast at monitor wells converted to extraction wells.



View looking southwest at standing water surrounding monitor wells.



View north at PSG L-1 location on Nueces St.



View north at PSG L-2 location on Nueces St.



View looking north at PSG I-17 located along fence at 2814 Nueces St.



View looking north at PSG I-16 located in backyard of 1808 Palm St. residential property.



View looking north at PSG I-21 located in lot on Palm St.



View looking north at PSG I-22 located in side-yard of 1713 Van Loan Ave residential property.



View looking north at PSG I-23 located in vacant lot near 1709 Peabody Ave.



View looking north at PSG I-24 located in backyard of 1709 Peabody Ave residential property.



View looking north at PSG I-25 located in park easement.



View looking north at PSG I-35 located near northwest corner of former Elementary School.



View looking north at PSG I-30 located within easement between former Elementary School and Bayview Cemetery.



View looking north at PSG I-29 located in backyard of 1615 Peabody Ave residential property.



View looking north at PSG I-27 located in vacant lot on Van Loan Ave. PSG was relocated due to bee infestation at original sample location.



View looking north at PSG I-28 located in backyard of 1609 Stillman Ave residential property.



View looking north at PSG I-26 located in vacant lot on Van Loan Ave. PSG was relocated due to bee infestation at original sample location.



View looking north at PSG I-31 located in easement on Minton St. Palm Dr. is located west.



View looking south at PSG I-32 located on Minton St. Van Loan Ave is located east.



View looking north at PSG I-33 located in easement on Minton St. Stillman Ave is located east.



View looking north at PSG I-34 located in easement on Minton St. Peabody Ave is located east.



View looking north at PSG I-40 located in easement on Koepke St. along southern boundary of former Elementary School.



View looking north at PSG I-39 located in easement on Koepke St. Peabody Ave is located east.



View looking north at PSG I-38 located in easement on Koepke St. Stillman Ave is located east.



View looking north at PSG I-37 located in easement on Koepke St. Van Loan Ave is located east.



View looking north at PSG I-36 located in easement on Koepke St. Palm Dr. is located west.



View looking north at PSG I-41 located in 2828 Hulbirt St. residential property easement.



View looking north at PSG I-41 located in residential property easement on Hulbirt St. Stillman Ave is located east.



View looking north at PSG I-42 located in 2813 Hulbirt St. (Pena residence) residential property. PSG was relocated at the homeowner's request.



View looking north at PSG I-44 located in residential property easement on Hulbirt St. Peabody Ave is located east.



View looking north at PSG I-45 located in 2516 Hulbirt St. residential property easement.



View looking north at PSG I-50 located in residential property easement on Noakes St. Martin Luther King Blvd is located south.



View looking north at PSG I-49 located in residential property easement on Noakes St. Peabody Ave is located east.



View looking north at PSG I-48 located in residential property easement on Noakes St., near 1301 Stillman Ave.



View looking north at PSG I-47 located in residential property easement at 20 Noakes St.



View looking north at PSG I-46 located in residential property easement at 2824 Noakes St.



View looking north at PSG I-54 located in property easement along Martin Luther King Blvd. Peabody Ave is located east.



View looking north at PSG I-53 located in property easement along Martin Luther King Blvd. Stillman Ave is located east.



View looking north at PSG I-52 located in property easement at 1203 Van Loan Ave.



View looking north at PSG I-51 located in property easement at 2830 Martin Luther King Blvd.



View looking north during collection of Rinsate Blank #5. Photograph collected by Mr. Robert Green.



View looking north during collection of Phase I IDW sample. Photograph collected by Mr. Robert Green.



Photograph of soil sample collected from Pena residence prior storing in laboratory glass jars.



Photograph documenting water in PSG AW-3.



Photograph documenting water in PSG AW-9.



Photograph documenting metal substance adhering to inside of PSG AW-17.



Photograph documenting moisture in PSG AW-18.



Photograph documenting moisture in PSG AN-30.



Photograph documenting moisture in PSG AN-15.



Photograph documenting water in PSG AN-34.



Photograph documenting sample kit custody seal #1036885 prior to shipment to Beacon Laboratories.



Photograph documenting moisture in PSG AN-35.



Photograph documenting moisture in PSG AN-19.



Photograph documenting water in PSG AE-18.



Photograph documenting water in PSG AE-31.



Photograph documenting water in PSG AE-35.



Photograph documenting moisture in PSG AE-29.



Photograph documenting moisture in PSG I-4.



Photograph documenting moisture in PSG I-2.



Photograph documenting moisture in PSG I-1.



Photograph documenting moisture in PSG I-8.



Photograph documenting water in I-10.



Photograph documenting moisture in PSG I-22.



View looking west towards the Flint Hills Refinery at collection of AA-1 during PSG sampler retrieval activities. Photograph collected by Mr. Omar Valdez.



View looking northwest along the southern Flint Hills Refinery boundary during collection of AA-2 during PSG sampler retrieval activities. Photograph collected by Mr. Omar Valdez.



Photograph documenting water in AW-21. Photograph collected by Mr. Omar Valdez.



Photograph documenting water in AW-27. Photograph collected by Mr. Omar Valdez.



Photograph documenting water in AW-32.
Photograph collected by Mr. Omar Valdez.



Photograph documenting water in I-12.
Photograph collected by Mr. Omar Valdez.



Photograph documenting water in I-34.
Photograph collected by Mr. Valdez.



Photograph documenting water in I-35.
Photograph collected by Mr. Valdez.

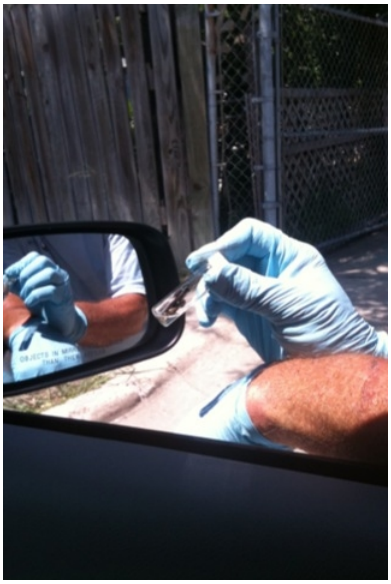

Photograph documenting water in I-48.
Photograph collected by Mr. Valdez.



Photograph documenting water in KM-2.
Photograph collected by Mr. Valdez.



Photograph documenting water in KM-3.
Photograph collected by Mr. Valdez.



Photograph documenting sample kit custody seal #1036886 prior to shipment to Beacon Laboratories.