HILLCREST COMMUNITY ENVIRONMENTAL INVESTIGATION
PHASE II COMPLETION REPORT

Soil Boring/Monitor Well Installation
&
Groundwater Sampling

Hillcrest Community
Corpus Christi, Texas

Prepared for:

Mr. Omar Valdez
Project Manager
Texas Commission on Environmental Quality
P.O. Box 13087, MC-136
Austin, Texas
78711-3087

Prepared by:

Geo Strata Environmental Consultants, Inc.
4718 College Park
San Antonio, TX 78249

Geo Strata Project No. 760-SL11

October 2012

Table of Contents

Executive Summary iii
1.0 PROJECT BACKGROUND 1
2.0 OBJECTIVES OF ACTIVITIES 1
3.0 CHRONOLGY 1
4.0 SCOPE OF ACTIVITIES 5
4.1 Soil Boring/Monitor Well Locations 5
4.2 Soil Boring Advancement 5
4.3 Monitor Well Installation 6
4.4 Soil Sampling 6
4.5 Groundwater Sampling 7
4.6 Field Quality Control Samples 10
5.0 ANALYTICAL RESULTS AND DATA QUALITY 11
5.1 Soil and Groundwater Analytical Results 11
5.2 Independent Data Review 13
6.0 MISCELLANEOUS ASSESSMENT ACTIVITIES 14
7.0 GROUNDWATER GRADIENT 16
8.0 SOIL COC CONCENTRATIONS 16
9.0 GROUNDWATER COC CONCENTRATIONS 17
10.0 WASTE CHARACTERIZATION AND DISPOSAL 18
11.0 FSP EXCEPTIONS AND DEVIATIONS 19

Appendices

APPENDIX A — Figure 1. HECI Monitor Well and Soil Boring Location Map

APPENDIX B — Tabulated Soil and Groundwater Analytical Results

APPENDIX C — Summary of Groundwater Measurements
First Half 2011 Joint Semiannual Hydrocarbon Plume Status Report (Prepared by Rosengarten, Smith & Associates)

APPENDIX D — Figure 2. HCEI Equipotential Surface Map – October 2010
Figure 3. HCEI Equipotential Surface Map – April 2011

APPENDIX E — Quality Assurance Associates (QAA) Final Deliverables including Laboratory Deliverables and Chain-of-Custody Documentation

APPENDIX F — Boring Logs/State of Texas Well Reports

APPENDIX G — Photographic Documentation

APPENDIX H — Field Notes

APPENDIX I — Waste Disposal Documentation

Executive Summary

A 2008 Texas A&M University Health Science Center study detected benzene in the blood of some residents in the Hillcrest Community in Corpus Christi, Texas. In response, the Texas Commission on Environmental Quality (TCEQ) began preparation of the Hillcrest Community Environmental Investigation (HCEI), to determine whether there are environmental impacts to soil, groundwater, or ambient air, from volatile organic compounds (VOCs).

The initial phase (Phase I) of the HCEI was performance of a passive soil gas (PSG) survey, to obtain passive soil gas data to screen the Hillcrest Community for potential VOC impacts to groundwater. The PSG survey was conducted between May 4th and May 27th, 2010. The results of the Phase I activities were utilized as a screening tool to select optimal locations for placement of soil borings and permanent monitor wells during Phase II.

The TCEQ contracted with Geo Strata Environmental Consultants (Geo Strata) to assist with the Phase II activities. The TCEQ developed the scope of work (along with input from the Hillcrest Community), and provided project oversight including toxicology. Drilling services were provided by Vortex Drilling of San Antonio and analytical testing by DHL Analytical of Round Rock, Texas. Third party analytical data review and validation was performed by Quality Assurance Associates (QAA) of College Station, Texas. A representative from Region 6 of the United States Environmental Protection Agency (USEPA) observed the field activities and collected split samples, which were analyzed by an independent USEPA testing laboratory.

Based on meetings conducted between the TCEQ and the Hillcrest Community, a total of forty (40) soil borings and eight (8) monitor wells were proposed for the Phase II to determine whether chemicals of concern (COCs) had impacted soil and/or groundwater within the Hillcrest Community and adjacent areas. The primary COCs were identified as benzene, toluene, ethylbenzene, xylene, naphthalene and TPH, although a full suite of VOCs and polycyclic aromatic hydrocarbons (PAHs) were proposed for analysis.

Between October 17th, 2010 and October 22nd, 2010, eight (8) monitor wells and thirty-four (34) soil borings were installed at the project site. Six borings were not advanced due to either time limitations or in-field scope changes. The soil borings and monitor well borings were continuously field screened, sampled and analyzed as per guidance presented in the Field Sampling Plan (FSP), Quality Assurance Plan (QAPP) and the TCEQ Standard Operating Procedures (SOPs). Soil and groundwater samples were analyzed for TPH using Method TX1005, PAH using Method SW8270C SIM and VOCs using Method SW8260B.

The first groundwater event was performed between October 21st and October 22nd, 2010. Note: A groundwater sample was not collected from MW-3 because the well was dry. A monitor well top-of-casing survey was performed and determined the groundwater gradient direction is towards the northeast.

Soil analytical results were compared to health based benchmarks defined as the Texas Risk Reduction Program (TRRP) Residential Tier I $^{total}Soil_{comb}$ protective concentration levels (PCL) for a 30-acre source. Based on the results of the first quarterly

groundwater event, groundwater analytical results were compared to health-based benchmarks defined as the TRRP Tier I $^{air}GW_{inh\text{-}V}$ PCL for a 30-acre source.

- All concentrations of the potential COCs in the soil occurred at levels below the $^{total}SOIL_{comb}$ PCL (critical PCLs), with the exception of TPH concentrations (C_6-C_{12} range) in soil boring SB-5 (10-15 foot interval) which measured 5440 mg/kg (critical PCL is 1100 mg/kg). Low detects for several VOC and PAH compounds below critical PCLs were also observed in soils analyzed from SB-5.
- Low detects of VOC and PAH compounds below critical PCLs were also observed in soils and groundwater analyzed from MW-8.
- Soil boring SB-5 and MW-8 are located in the northeast corner of the project area close to the intersection of Hatch Street and Port Avenue, near the former Kerr-McGee Tank Farm.
- Low detects of TPH, acetone and MTBE were observed in soils in SB-1, which is located in the southwest corner of the project site, in close proximity to the intersection of Martin Luther King (IH-38 feeder road) and Nueces Bay Blvd. This location is immediately northeast of a former gas station and purported leaking petroleum storage tank (LPST) site.
- Low groundwater detects for VOCs were observed in MW-1 (located east of the Flint Hills Plant across Nueces Bay Boulevard).
- Low groundwater detects for VOCs and/or PAHs were observed in MW-2 (Palm Street and Hulbirt Street), MW-4 (Dempsey and Van Loan Street), MW-5 (within the school property at Peabody and Minton Street) and MW-7 (behind the commercial complex on Lexington Street). All concentrations of the potential COCs in the groundwater occurred at levels below the $^{air}GW_{inh\text{-}v}$ PCLs.
- RCRA Metals analytical results for a sample collected from the surface soils at the Pena Residence were below the TRRP Residential Tier 1 $^{\mathbf{total}}\mathbf{Soil_{comb}}$ PCLs.

A second groundwater event was conducted between April 26 and April 29, 2011. Proposed analysis of the groundwater samples included TPH, VOCs and PAHs. TPH and VOC analysis was performed by DHL. Groundwater samples were analyzed for TPH using Method TX1005 and VOCs using Method SW8260B. Per the request of the TCEQ Project Manager, groundwater samples collected during the second groundwater event were also analyzed for sulfolane, due to detections of sulfolane in refinery sector monitor wells in prior groundwater monitoring events. DHL does not include sulfolane in the PAH compound list for analytical method 3510C/8270C SIM. Therefore, DHL completed analysis for VOCs and TPH concentrations, and Test America completed analysis for PAHs by Method 8270C, which included sulfolane. Utilization of the standard 8270C method for PAH analysis resulted in higher SDLs compared to the previous sampling event performed in October 2010; however, the SDLs remain substantially below critical PCLs for all listed compounds.

Comparison of the groundwater results to health-based PCLs indicated the following:

Low groundwater detects for VOCs were observed in MW-1, MW-5, MW-6 (east of the Peabody and Dempsey intersection), and MW-8. All COC groundwater concentrations measured well below the $^{air}GW_{inh\text{-}v}$ PCLs. Sulfolane concentrations were non-detect for all groundwater samples. Note: The trace concentrations of PAH compounds observed in several monitor wells (particularly MW-8), during the first monitoring event were not

observed during the second monitoring event, and are potentially attributable to the higher SDLs in the second monitoring event.

QAA completed an independent data review to confirm that quality assurance/quality control (QA/QC) measures were followed during sample collection, handling and storage, laboratory analysis, data reduction and data reporting. The results of the data review were presented in Data Usability Summaries (DUS), which indicated the following:

- Each member of the field team followed procedures;
- The laboratories used appropriate USEPA or TCEQ approved analytical methods;
- Field QC samples were collected at the frequency required;
- For all samples, non-detects were reported as less than the value of the SDL, as required per the FSP. Additionally, the laboratory routinely checked the method detection limits (MDLs) for reasonableness by analyzing detectability check samples (DCS). For all chemicals of concern, the laboratory unadjusted method quantitation limits (MQLs) were below the Levels of Required Performance (LORPs), and thus the data is considered suitable for purposes of assessment as well as demonstration of conformance with the critical PCLs.
- With the exception of results for styrene groundwater concentrations reported for the April 2011 event, all data was deemed of sufficient quality to satisfy the project data quality objectives (DQOs) and thus all data, with the exception of styrene, is usable as qualified for the intended use. Styrene is not a project COC.

1.0 PROJECT BACKGROUND

Texas A&M University Health Science Center scientists and the Citizens for Environmental Justice conducted a pilot study in 2008 that detected benzene in the blood of some residents in the Hillcrest Community in Corpus Christi, Texas. In response to the results of the study and at the request of the Hillcrest community at a December 1, 2009 neighborhood meeting, the TCEQ began preparation of the HCEI. The boundaries of the study area (the Hillcrest Community) were delineated by Nueces Bay St. to the west, Broadway St. to the north, Port Rd. to the east, and IH-37 to the south.

The objectives of the HCEI are to attempt to determine whether there are environmental impacts from volatile VOCs to soil, groundwater, or ambient air. The initial phase (Phase I) of the HCEI was performance of a PSG survey which was performed between May 4th and 27th, 2010. The results of the Phase I were presented in a report titled "Phase I Completion Report", dated August 2010. Results of the Phase I showed the following:

- Naphthalene concentrations greater than the standard reporting limit of 25 nanograms (ng) were observed in four PSG samplers, AW-41 (1,574 ng), I-50 (64 ng), I-35 (606 ng) and AE-29 (300 ng);
- A Cumulative BTEX concentration greater than the standard reporting limit of 25 ng was observed in one PSG sampler, AW-10 (37 ng); and
- TPH concentrations, comprised of C5 to C9 aliphatic hydrocarbons, specifically not including BTEX compounds, were identified above the method detection limit of 2,500 ng primarily in the northwest and western portion of the project area. The highest concentration was observed in PSG sampler AW-50 (12,834 ng).

A Site Map showing the PSG survey sample locations referenced above is presented in Appendix A of the Phase I Completion Report.

The results of the Phase I activities were utilized as a screening tool to select optimal locations for placement of soil borings and permanent monitor wells during Phase II. The TCEQ contracted with Geo Strata to assist with the Phase II activities.

2.0 OBJECTIVES OF ACTIVITIES

The primary objective for the Phase II was to determine whether COCs have impacted soil and/or groundwater within the Hillcrest Community and adjacent areas. If COC concentrations in groundwater or subsurface soils exceed appropriate health-based benchmarks, Phase IV of the HCEI will be implemented to perform a limited assessment of indoor air, where appropriate.

3.0 CHRONOLGY

The following section provides a brief summary of each day's field activities. Copies of the **Field Notebook** documenting detailed notes for each day are presented in **Appendix H**.

<u>Soil Boring and Monitor Well Installation, First Groundwater Monitoring Event</u>

October 13 - 15, 2010: Geo Strata commenced line clearance activities using Texas One Call.

October 17, 2010: Geo Strata mobilized two licensed geoscientists, Ms. Cheri Krieg (field team leader) and Mr. Pete Schram and field technician, Mr. Robert Green to project site to commence installation of proposed soil borings/monitor wells.

October 18, 2010 (Day 1): Field activities commenced on October 18th, 2010. At the beginning of each day in the field (Day 1 through Day 5), Geo Strata personnel met with TCEQ personnel, Mr. Omar Valdez (Project Manager) and Mr. Michael Cave, Mr. Gary Miller (USEPA, Region 6), Drilling Company personnel (Vortex Drilling of San Antonio), City of Corpus Christi personnel and Utility locators (Day 1 only) and Flint Hills Refinery personnel at the HCEI site (0700 hours) and conducted the Health & Safety (H&S) meeting. Upon completion of the H&S briefing, Vortex personnel established and constructed a decontamination area (as per guidance provided in the FSP) and decontaminated all soil boring and sampling equipment. At the beginning of Day 1 only, upon completion of the decontamination procedures, an equipment blank was secured from the final rinse of the decontamination process for laboratory analyses.

Vortex supplied two (2) drilling units for the project. One (1) drilling unit was designated as the primary unit for monitor well installation, while the other unit was designated as the primary unit for soil boring installation. Once approval to proceed was obtained from Mr. Valdez, one (1) drilling unit, under the direction of Ms. Cheri Krieg was mobilized to predetermined monitor well locations. The other unit, under the direction of Mr. Peter Schram was mobilized to predetermined soil boring locations.

Ms. Krieg installed monitor well MW-6 to a total depth of 25 feet (ft) below grade surface (bgs). Two (2) soil samples were collected from monitor well MW-6 at 0 to 2.5 ft bgs and at 12.5 to 15.0 ft bgs.

Mr. Schram advanced soil borings SB-6, SB-7, SB-20, and SB-33. Soil samples were collected from all four (4) soil borings: one (1) soil sample was collected from soil boring SB-6 at 5 to 7.5 ft bgs; two (2) soil samples were collected from soil boring SB-7 at 2.5 bgs to 5.0 ft bgs and at 17.5 bgs to 20.0 ft bgs; one (1) soil sample was collected from soil boring SB-20 at 10.0 to 15.0 ft bgs; and two (2) soil samples were collected from soil boring SB-33 at 5.0 bgs to 7.5 ft bgs and at 12.5 bgs to 15.0 ft bgs. One (1) field duplicate was collected from soil boring SB-20 at 10.0 to 15.0 ft bgs.

Note: At the end of each day, one (1) equipment blank was collected at the conclusion of the day's field activities from the final rinse of the decontaminated equipment. All samples were packed in accordance with US EPA protocol. Once all sample packing activities were complete, the samples were transported to the closest FedEx office for overnight delivery to DHL, the analytical testing laboratory. At the conclusion of all daily activities, investigative derived wastes were placed in 55-gallon drums and transported to the secured TCEQ air monitoring area (Dempsey at Hillcrest Park) for temporary storage. The decontamination area was decommissioned and dismantled.

October 19, 2010 (Day 2): Mr. Schram installed soil borings SB-8, SB-9, SB-10, and SB-13. Soil samples were collected from all four (4) soil borings: one (1) soil sample was collected from soil boring SB-8 at 17.5 ft to 20.0 ft bgs; one (1) soil sample from soil boring SB-9 at 12.5 ft to 15.0 ft bgs; one (1) soil sample from soil boring SB-10 at 17.5 ft to 20.0 ft bgs; and, one (1) soil sample from soil boring SB-13 at 12.5 ft to 15.0 ft bgs. The drilling crew under Mr. Schram's supervision was then mobilized to advance the soil boring for monitor well MW-1. Four (4) soil samples were collected from MW-1: one (1) soil sample was collected from the interval at 10.0

ft to 15.0 ft bgs; one (1) soil sample was collected from the interval of 15.0 ft to 20.0 ft bgs; one (1) field duplicate sample was collected from the interval of 10.0 ft to 15.0 ft bgs; and one (1) MS/MSD sample was collected from the interval of 15.0 ft to 20.0 ft bgs.

Ms. Kreig installed monitor wells MW-2 and MW-3 to 25 ft and 23 ft bgs respectively. Soil samples were collected from both monitor wells: two (2) soil samples from monitor well MW-2 at 0 to 2.5 ft bgs and 12.5 to 15.0 ft bgs; and one (1) soil sample from monitor well MW-3 at 10.0 to 12 ft bgs. Upon completion of monitor well MW-2 and MW-3, the drilling crew, under the supervision of Ms. Krieg, moved to the location of monitor well MW-1 and overdrilled the borehole utilizing hollow stem augers. Monitor well MW-1 was completed as a 2-inch diameter monitor well to a total depth of 24 ft bgs.

October 20, 2010 (Day 3): Mr. Schram advanced soil borings at predetermined locations for later conversion to monitor wells. Mr. Schram sampled monitor well borings MW-4, MW-7, and MW-8. Soil samples were collected from all three (3) monitor well locations: one (1) soil sample was collected from monitor well MW-4 at 10.0 to 12.5 ft bgs; one (1) soil sample was collected from monitor well MW-7 at 12.5 to 15.0 ft bgs; and at the direction of Mr. Valdez, three (3) soil samples were collected from monitor well MW-8 at 7.5 to 10.0 ft bgs, at 10.0 to 12.5 ft bgs, and at 12.5 to 15.0 ft bgs. Mr. Valdez requested that a flame-ionization detector (FID) be utilized to screen ambient air conditions around monitor wells MW-1 and MW-2. Field screening indicated low ambient conditions around both monitor wells.

Ms. Krieg installed monitor well MW-5. One (1) soil sample was collected from monitor well MW-5 at 10.0 to 13.0 ft bgs. Monitor well MW-5 was completed as a 2-inch diameter monitor well to a depth of 23 ft bgs. Upon completion of monitor well MW-5, the drilling crew, under Ms. Krieg's supervision, moved to the locations of monitor wells MW-4, MW-7, and MW-8 and overdrilled the boreholes using hollow stem augers. Monitor well MW-4, MW-7 and MW-8 were completed as 2-inch diameter monitor wells to a total depth of 21 ft, 23 ft and 20 ft bgs respectively.

Mr. Green developed monitor well MW-6 by purging 55 gallons of water from the groundwater encountered.

October 21, 2010 (Day 4): Mr. Green developed monitor wells MW-1, MW-2, MW-3, and MW-5 by purging water from the encountered groundwater in each monitor well. Approximately 38 gallons was purged from monitor well MW-1, 40 gallons from monitor well MW-2, and 35 gallons from monitor well MW-5. Monitor well MW-3 was dry.

Mr. Arredondo gauged, purged, and sampled monitor wells MW-2 and MW-6.

Ms. Krieg advanced soil borings SB-2, SB-3, SB-12, SB-14, SB-16, and SB-19. Soil samples were collected from all six (6) soil borings: three (3) soil samples were collected from soil boring SB-2 at 0 to 5.0 ft bgs, 10.0 bgs to 13.0 ft bgs, and an MS/MSD sample from 0 to 2.5 ft bgs; one (1) soil sample from soil boring SB-3 at 7.5 ft bgs to 10.0 ft bgs; one (1) soil sample from soil boring SB-12 at 10.0 to 15.0 ft bgs; two (2) soil samples from soil boring SB-14 at 7.5 to 10.0 ft bgs and 10.0 to 12.5 ft bgs; one (1) soil sample from soil boring SB-16 at 10.0 to 14.0 ft bgs; and, one (1) soil sample from soil boring SB-19 at 15.0 to 19.0 ft bgs.

Mr. Schram installed soil borings SB-1, SB-11, SB-15, SB-17, SB-18, and SB-26. Soil samples were collected from all six (6) soil borings: two (2) soil samples were collected from soil boring

SB-1 at 12.5 ft to 15.0 ft bgs and included a field duplicate from this same interval; two (2) soil samples were collected from soil boring SB-11 at 5.0 to 7.5 ft bgs and 15.0 to 17.5 ft bgs; one (1) soil sample from soil boring SB-15 at 12.5 to 15.0 ft bgs; one (1) soil sample from soil boring SB-17 at 12.5 to 15.0 ft bgs; two (2) soil samples from soil boring SB-18 at 12.5 to 15.0 ft bgs, including a field duplicate sample; and one (1) soil sample from soil boring SB-26 at 12.5 ft to 15.0 ft bgs.

October 22, 2010 (Day 5): Mr. Green developed monitor wells MW-4, MW-7, and MW-8 by purging water from the encountered groundwater in each monitor well. Approximately 20 gallons was purged from monitor well MW-4, 42 gallons from monitor well MW-7, and 22 gallons from monitor well MW-8. Mr. Green commenced recording GPS coordinates for each soil boring/monitor well location utilizing a Trimble GeoExplorer XH 2008 Series.

Mr. Arredondo gauged, purged, and sampled monitor wells MW-1, MW-4, MW-5, MW-7, and MW-8.

Ms. Krieg installed soil borings SB-5, SB-32, SB-36, SB-37, SB-38, SB-39, and SB-40. Soil samples were collected from all seven (7) soil borings: three (3) soil samples from soil boring SB-5 at 5.0 to 10.0 ft bgs, 10.0 to 15.0 ft bgs, and a field duplicate from 5.0 to 10.0 ft bgs; one (1) soil sample from soil boring SB-32 at 10.0 to 15.0 ft bgs; one (1) soil sample from soil boring SB-36 at 5.0 to 10.0 ft bgs; one (1) soil sample from soil boring SB-37 at 5.0 to 10.0 ft bgs; one (1) soil sample from soil boring SB-38 at 10.0 to 13 ft; two (2) soil samples from soil borings SB-39 at 10.0 to 14.0 ft bgs (includes an MS/MSD sample from this same interval); and, two (2) soil samples from soil boring SB-40 at 5.0 to 10.0 ft bgs (includes a field duplicate sample from this interval).

Mr. Schram installed soil borings SB-4, SB-21, SB-23, SB-25, SB-27, SB-28, and SB-29. Soil samples were collected from all seven (7) soil borings: one (1) soil sample from soil boring SB-4 at 15.0 to 17.5 ft; one (1) soil sample from soil boring SB-21 at 17.5 to 20.0 ft bgs; one (1) soil sample from soil boring SB-23 at 12.5 to 15.0 ft bgs; one (1) soil sample from soil boring SB-25 at 12.5 to 15.0 ft bgs; one (1) soil sample from soil boring SB-27 at 12.5 to 15.0 ft bgs; one (1) soil sample from soil boring SB-28 at 12.5 to 15.0 ft bgs; and, one (1) soil sample from soil boring SB-29 at 12.5 to 15.0 ft bgs.

November 5, 2010: Two Geo Strata technicians were mobilized to the project site to perform soil and fluid disposal. A total of nine 55-gallon drums of soil cuttings were transported to El Centro Landfill for disposal and 460 gallons of purge, development and decontamination fluids were recovered by Southwest Land and Marine for disposal and/or recycle.

<u>Second Groundwater Monitoring Event</u>

April 25, 2011: Two Geo Strata technicians mobilized to the site to perform the second groundwater monitoring event.

April 26, 2011 (Day 1): Groundwater sampling commenced on April 26, 2011. At the beginning of each day in the field (Day 1 through Day 4), Geo Strata personnel met with TCEQ personnel, Mr. Omar Valdez (Project Manager) and Ms. Anna Lund at the HCEI site to conduct the H&S meeting.

Geo Strata met with Flint Hills consultant, Ms. Veronica Fuentes, to collect split samples from monitor well MW-3. Mr. Arredondo gauged monitor well MW-3, which measured 0.54-ft of groundwater. As a result of the low volume of groundwater, the monitor well was not purged prior to collection of the groundwater samples. Per Mr. Valdez, plans were made to surge the monitor well to improve hydraulic flow, potentially enhancing groundwater sample recovery. Additionally, the technicians gauged, purged, and sampled monitor wells MW-1 and MW-4.

April 27, 2011 (Day 2): The technicians gauged, purged, and sampled monitor wells MW-2, MW-5 and MW-6.

Additionally, 10-gallons of purchased spring water were added to monitor well MW-3 in preparation for surging activities to be completed the following day. To ensure that the addition of outside fluids did not contribute to potential groundwater COC detections, a sample of the purchased spring water was also collected and submitted for analysis of TPH, VOCs and PAHs.

April 28, 2011 (Day 3): The technicians gauged, purged, and sampled monitor wells MW-7 and MW-8.

Monitor well MW-3 was gauged and surged three times prior to the addition of 0.5 gallons of spring water. The monitor well was surged a final time prior to purging 8-gallons of groundwater.

Additionally, the technicians mobilized to the groundwater drum storage area to collect an IDW sample for waste characterization.

April 29, 2011 (Day 4): Upon arrival at the site, the technicians gauged monitor well MW-3 and recovered approximately one gallon using a bailer. The well was allowed to recharge for approximately 3.5 hours, after which Mr. Valdez was contacted for guidance regarding continued efforts to influence hydraulic flow in monitor well MW-3. Per Mr. Valdez, the groundwater monitoring event was concluded and Geo Strata demobilized.

4.0 SCOPE OF ACTIVITIES

4.1 Soil Boring/Monitor Well Locations

Prior to mobilization to the field, the TCEQ provided Geo Strata with a site map to show the monitor well locations agreed upon during the September 30, 2010, HCEI community meeting, along with the soil boring locations selected by the Hillcrest Community. The TCEQ also obtained a Right of Entry Agreement from the City of Corpus Christi to utilize city property (right-of-way (ROW)) during the HCEI and an access agreement with Flint Hills Refinery. Each soil boring/monitor well location was assigned a numerical identifier by TCEQ. A site map to show the locations of the monitor wells and soil borings is presented as **Figure 1** in **Appendix A**.

4.2 Soil Boring Advancement

All soil borings were advanced utilizing direct push technology. Two heavy duty trackprobe rigs were mobilized to the site by Vortex Drilling of San Antonio. The soil borings were continuously sampled using a 5 foot long x 1.5 inch diameter Shelby Tube, equipped with a disposable acetate liner. Soil samples were typically collected in 2.5 foot intervals. In a few select instances, soil samples were collected in 5 foot intervals due to a sample volume shortage for split samples. All soil samples were visually inspected as they were collected, placed in a one-gallon, sealable polyethylene bag, and allowed to equilibrate. The soil samples were then field

screened using a flame ionization detector (FID). If field screening indicated elevated organic vapor levels above ambient conditions, a soil sample would typically be collected. If no elevated levels were detected during field screening activities, the soil sample collected from the groundwater interface was collected for laboratory analyses. In every soil boring, the soil sample collected from the groundwater interface was collected, regardless of organic vapor readings.

All soil borings were advanced to groundwater. Groundwater was encountered in each boring at depths ranging from 5 ft bgs to 22.5 ft bgs. The average depth to groundwater in all soil borings was approximately 15 ft bgs.

4.3 Monitor Well Installation

All monitor wells were originally installed as soil borings utilizing direct push technology. The soil borings/monitor wells were continuously sampled, field screened and samples selected for laboratory analysis using the same criteria described in Section 4.2.

Once the sampling was completed, each soil boring was converted to a monitor well by re-drilling the location utilizing hollow-stem augers. Eight (8) soil borings were converted to monitor wells. During conversion of the soil borings to monitor wells, 2-inch diameter Schedule 40 PVC casing and screen was installed in each well, and the well annulus backfilled with sand. The converted monitor wells were then sealed at the surface with hydrated bentonite and concrete. Five (5) of the monitor wells were completed with 2.5 foot metal stick-ups (MW-1, MW-2, MW-3, MW-5 and MW-6) and traffic bollards, and three (3) of the monitor wells were completed with 3 foot by 3 foot flush mounted concrete pads (MW-4, MW-7 and MW-8).

The lithology was carefully described at each soil boring location by the field geologists and noted on the field boring log along with the FID readings. Copies of the field boring logs and the State of Texas Well Reports are presented in **Appendix F**. Photographic documentation is presented in **Appendix G**.

4.4 Soil Sampling

All soil sampling was conducted in accordance with the FSP, QAPP, and the TCEQ SOPs listed in the FSP. All field activities, measurements, and field observations were recorded in dedicated field log books. Samples for VOC analysis were collected first. The FSP indicated that after VOC sample collection, samples for PAH were to be collected, followed by the collection of TPH samples. Since soil samples were suspected of containing hydrocarbons in the C_6 to C_{12} boiling point range, and with the approval of the TCEQ, the collection method and order was modified such that TPH samples were collected before PAH samples.

The USEPA representative, Mr. Gary Miller collected split soil samples at a frequency determined by the USEPA. The USEPA samples were packaged separately from the TCEQ samples and transported to an independent USEPA analytical testing laboratory for analysis.

Geo Strata field personnel utilized a new set of disposable latex gloves during collection of each of the soil samples. The soil samples were initially collected in one-gallon, sealable polyethylene bags for field screening. Once screened and selected, the samples were transferred to appropriate pre-cleaned sample containers provided by DHL Analytical Laboratories and submitted for analysis of VOCs by SW 8260B, PAHs by SW 8270C and TPH

by Texas Method 1005. Additionally, a soil sample was collected from the surface soils at the Pena Residence and analyzed for RCRA Metals by SW 6020A and SW 7471A. All samples were analyzed on a standard turnaround.

Soil samples to be analyzed for VOCs were collected first implementing the "closed-system purge-and-trap and extraction method". Soil samples collected for VOC analyses were gathered utilizing 5-gram Encore sampling cassettes. A total of three (3) cassettes were utilized for each VOC sample collected. All three (3) cassettes were placed in a labeled shipping container, custody sealed and placed on ice.

Soil samples collected for TPH analyses were gathered using a soil syringe calibrated to a volume of 10 grams. As each 10-gram sample was collected, the sample was transferred to unpreserved 40-ml VOA vial fitted with a PTFE-lined septum cap. A total of three (3) VOA vials were used for each sample interval. Once the three (3) TPH samples were collected, the soil syringe was filled a last time and sealed for moisture evaluation. The three (3) VOA vials and soil filled syringe were placed in a common bubble-wrap bag, labeled and custody sealed.

Soil samples collected from PAH and RCRA metals analyses (one sample only) were collected in unpreserved 4-ounce clear glass jars fitted with a Teflon-lined lid. A total of one (1) 4-ounce jar was used for each sample interval. Immediately after collection, the samples were sealed, labeled and placed on ice in an insulated cooler. Proper chain-of-custody documentation was maintained throughout sample handling and shipment.

4.5 Groundwater Sampling

All groundwater sampling was conducted in accordance with the FSP, QAPP, and the SOPs listed in the FSP. All field activities, measurements, and field observations were recorded in dedicated field log books. Samples for VOC analysis were collected first, followed by PAH sample collection, and finally samples for TPH were collected. Note: during the first groundwater sampling event, a sample was not collected from MW-3 because the well was dry.

Geo Strata field personnel utilized a new set of disposable latex gloves during collection of each of the groundwater samples. Groundwater samples collected during the first event were submitted to DHL for analysis of VOCs by SW 8260B, PAHs by 8270C SIM and TPH by Texas Method 1005. Per the request of the TCEQ Project Manager, groundwater samples collected during the second groundwater event were also analyzed for sulfolane, due to **detections of sulfolane in refinery sector monitor wells in prior groundwater monitoring events**. DHL does not include sulfolane in the PAH compound list for analytical method 3510C/8270C SIM. Therefore, DHL completed analysis for VOCs and TPH concentrations and Test America completed analysis for PAHs by Method 8270C, which included sulfolane. Utilization of the standard 8270C method for PAH analysis resulted in higher SDLs compared to the previous sampling event performed in October 2010; however, the SDLs remain substantially below critical PCLs for all listed compounds. All samples were analyzed on a standard turnaround. Proper chain-of-custody documentation was maintained throughout sample handling and shipment.

Unless otherwise noted in Section 11, prior to collection of the groundwater samples, the monitor wells were gauged and developed, in accordance with SOP 7.3 (Purging a Monitoring Well with a Pump), by removing at least three (3) well volumes of groundwater from each monitor well (where available). The wells were developed utilizing an electric pump,

decontaminated between wells. The wells were developed such that if the pumping rate exceeded the well recharge rate, the pump was lowered further into the well or reducing the pumping rate to decrease well drawdown. Development water was purged from each monitor well, until no sediments were visible in the purge water. When development water was clear, with no visible sediments present, the monitor well was considered stabilized. Table 4.5.1 below, indicates the actual volumes of groundwater purged from each monitor well during development activities.

Table 4.5.1

Monitor Well	Date Developed	Thickness of water column [ft]	Estimated Purge Volume (x 3) [gallons]	Volume of Water Actually Purged [gallons]
MW-1	10/21/2010	8.54	4.09	38
MW-1	4/26/2011	8.16	3.91	3.0
MW-2	10/21/2010	9.52	4.56	40
MW-2	4/27/2011	9.22	4.42	3.5
MW-3	10/21/2010	Dry	Dry	Dry
MW-3	4/26/2011	0.54	0.25	0
MW-4	10/22/2010	6.12	2.93	20
MW-4	4/26/2011	4.71	2.26	2
MW-5	10/21/2010	8.93	4.28	35
MW-5	4/27/2011	8.06	3.86	3.0
MW-6	10/20/2010	8.95	4.29	55
MW-6	4/27/2011	8.28	3.97	2.75
MW-7	10/22/2010	9.30	4.46	42
MW-7	4/28/2011	8.35	4.00	3.5
MW-8	10/22/2010	6.23	2.99	22
MW-8	4/28/2011	4.72	2.26	3.5

Following installation of the monitor wells, each monitor well was allowed to stabilize for a minimum period of 24 hours or until the potentiometric surface had returned to original levels. After development and stabilization, each monitor well was re-gauged and purged in accordance with USEPA SW-846. Purging was accomplished by removing approximately three (3) well volumes of water at low flow rates utilizing a bladder pump. If field parameters demonstrated that the hydraulic parameters had stabilized to within 10% of at least two (2) consecutive measurements, the monitor well was sampled. If the field parameters did not demonstrate stabilized conditions, plans called for the monitor well to be purged of an additional two (2) well volumes of groundwater (using low flow techniques), or until the monitor well was purged to dryness or purged such that full recovery exceeded two (2) hours. With the exception of monitor well MW-3, the well was then sampled as soon as a sufficient volume of groundwater had entered the well to enable the collection of the necessary groundwater samples. Low flow purging data is tabulated in Table 4.5.2 below.

Table 4.5.2

Monitor Well	Date Purged	Time of Reading	pH	Specific Conductance [mS/cm]	Temp [°C]	Estimated Purge Volume (x3) [gallons]	Actual Purge Volume [gallons]
MW-1	10/22/2010	1004	6.4	0.48	26.2	4.09	3.0
		1006	6.5	0.47	26.2		
		1008	6.5	0.47	26.2		
		1010	6.5	0.47	26.2		
	4/26/2011	1356	7.16	4.26	25.82	3.91	3.0
		1358	7.18	4.24	25.82		
		1400	7.18	4.23	25.80		
MW-2	10/21/2010	1636	6.8	1.8	26.5	4.56	4.5
		1638	6.8	1.8	26.5		
		1640	6.8	1.8	26.5		
		1642	6.8	1.8	26.5		
	4/27/2011	1008	6.33	15.9	26.11	4.42	3.5
		1010	6.31	15.8	26.01		
		1012	6.27	15.8	25.99		
MW-3	10/21/2011	Dry	Dry	Dry	Dry	Dry	Dry
	4/26/2011	Field Parameters Not Collected – Insufficient Fluids				0.25	0.0
MW-4	10/22/2010	1458	6.6	1.1	27.3	2.93	2.75
		1500	6.7	1.2	27.4		
		1502	6.7	1.2	27.5		
		1504	6.7	1.2	27.4		
	4/26/2011	1559	6.84	13.8	30.14	2.26	2.0
		1601	6.81	14.0	29.86		
		1603	6.83	14.0	29.77		
MW-5	10/22/2010	1154	6.5	1.0	26.6	4.28	5.0
		1156	6.5	1.1	26.6		
		1158	6.5	1.1	26.7		
		1200	6.5	1.1	26.6		
	4/27/2011	1220	5.19	9.48	26.77	3.86	3.0
		1222	6.05	9.60	26.74		
		1225	6.24	9.64	26.67		
		1227	6.27	9.61	26.71		
MW-6	10/21/2010	1454	6.7	3.9	25.8	4.29	4.5
		1456	6.7	3.5	25.8		
		1458	6.7	3.4	25.8		
		1500	6.7	3.2	25.8		
	4/27/2011	1422	6.95	9.41	26.75	3.97	2.75
		1424	6.85	9.45	26.70		
		1426	6.79	9.47	26.61		
MW-7	10/22/2010	1627	6.8	0.38	27.2	4.46	3.0
		1629	6.8	0.39	27.2		
		1631	6.8	0.39	27.2		
		1633	6.8	0.39	27.2		

Monitor Well	Date Purged	Time of Reading	pH	Specific Conductance [mS/cm]	Temp [°C]	Estimated Purge Volume (x3) [gallons]	Actual Purge Volume [gallons]
	4/28/2011	1230	6.86	3.18	26.34	4.00	3.5
		1232	6.62	3.28	26.32		
		1234	6.63	3.33	26.34		
MW-8	10/22/2010	1755	7.4	0.18	27.1	2.99	2.0
		1757	7.4	0.18	27.1		
		1759	7.4	0.19	27.1		
		1801	7.4	0.19	27.1		
	4/28/2011	0949	7.56	1.54	25.94	2.26	3.50
		0951	7.58	1.54	25.94		
		0953	7.63	1.54	25.93		

4.6 Field Quality Control Samples

Field quality control samples were collected and analyzed as per Section 4.1. and 4.3 of the FSP as follows:

Matrix Spike/Matrix Spike Duplicate (MS/MSD)
During installation and sampling of the soil borings/monitor wells, one (1) MS/MSD sample per twenty (20) soil samples was collected which exhibited evidence of low and/or medium impact based on field screening readings with the FID. One (1) MS/MSD sample was also collected for the eight (8) groundwater samples collected. In all instances, the MS/MSD sample was ultimately designated by the TCEQ. MS/MSD samples were analyzed for VOCs, TPH and PAH.

Field Blank (FB)
Field blanks were collected from locations close to known potential sources each day. In all instances, the FB sample location was ultimately designated by the TCEQ. Field blank samples were analyzed for VOCs only.

Field Duplicates
Field duplicate samples were collected at a frequency of 10% from soil samples collected from the vadose zone of each soil boring/monitor well, indicating impact based on FID field screening. Field duplicate samples were also collected at a frequency of 10% from the groundwater samples. All duplicate sample locations were ultimately designated by the TCEQ. Field duplicate samples were analyzed for VOCs, TPH and PAH.

Split Samples
Split samples were collected by the US EPA from select locations. All equipment utilized for the collection and storage of the split samples was provided to the US EPA by Geo Strata. All split sample locations were ultimately designated by the US EPA. Split samples were analyzed for VOCs, TPH and PAH.

Trip Blanks
One (1) trip blank was provided for each cooler utilized to store and ship the collected soil and groundwater samples selected for VOC analysis. The trip blank consisted of 40-ml VOA vials

filled with reagent grade water and provided by the analytical laboratory (i.e., DHL). Trip blanks were analyzed for VOCs only.

Rinsate Blank Collection

To prevent potential cross contamination between soil boring/monitor well locations, drilling equipment, soil sampling equipment, and groundwater sampling equipment was decontaminated in the stationary decontamination area or a mobile decontamination area as described in Section 7.2 of the FSP and in accordance with SOP 1.5 (Decontamination). To ensure the effectiveness of decontamination procedures, an Equipment Rinsate Blank (EB1 though EB6) was collected during each day of deployment, by pouring laboratory grade volatile organic free water over the shoe of the Shelby Tube or bottom of the bladder pumps. Equipment Rinsate Blanks were analyzed for VOCs only.

5.0 ANALYTICAL RESULTS AND DATA QUALITY

5.1 Soil and Groundwater Analytical Results

Soil analytical results were tabulated and compared to health based benchmarks defined as the Texas Risk Reduction Program (TRRP) Residential Tier I $^{total}Soil_{comb}$ protective concentration limits (PCL) for a 30-acre source. Groundwater analytical results were compared to health based benchmarks defined as the TRRP Tier I $^{air}GW_{inh-V}$ PCL for a 30-acre source.

Tabulated analytical data is presented in **Appendix B**. The DHL analytical reports and chain-of-custody documentation are presented in **Appendix E**, as **Attachment B** of the QAA Data Usability Summary.

Laboratory analyses of soil samples collected from the monitor wells indicated:

- Toluene concentrations ranging from nondetectable to 0.00188 J mg/Kg (**MW-8**)
  Note: however, toluene is considered not present in MW-8 due to a field blank sample detection of toluene.
- Isopropylbenzene concentrations ranging from nondetectable to 0.00166 J mg/Kg (**MW-8**)
- All other VOCs occurred at nondetectable concentrations
- Nondetectable TPH (C_6-C_{12}), (C_{12}-C_{28}), and (C_{28}-C_{35}).
- All PAH constituents occurred at nondetectable concentrations

All concentrations of the potential COCs occurred at concentrations below the $^{total}SOIL_{comb}$ PCL.

Laboratory analyses of soil samples collected from the soil borings indicated:

- Acetone concentrations ranging from nondetectable to 0.587 mg/Kg (**SB-2**)
- Benzene concentrations ranging from nondetectable to 0.0011 mg/Kg (**SB-5**)
- Ethylbenzene concentrations ranging from nondetectable to 0.661 mg/Kg (**SB-5**)
- MTBE concentrations ranging from nondetectable to 0.0129 mg/Kg (**SB-1**)
- Carbon disulfide concentrations ranging from nondetectable to 0.00284 mg/Kg (**SB-5**)
- Cyclohexane concentrations ranging from nondetectable to 1.36 mg/Kg (**SB-5**)
- Isopropylbenzene concentrations ranging from nondetectable to 9.09 mg/Kg (**SB-5**)

- Methylocyclohexane concentrations ranging from nondetectable to 367 mg/Kg (**SB-5**)
- Nondetectable TPH (C_6-C_{12}) to 5440 mg/Kg (**SB-5**)
- Nondetectable TPH (C_{12}-C_{28}) to 1130 mg/Kg (**SB-5**)
- Nondetectable TPH (C_{28}-C_{35})
- Naphthalene concentrations ranging from nondetectable to 1.50 mg/Kg (**SB-5**)
- Acenaphthene concentrations ranging from nondetectable to 0.145 mg/Kg (**SB-5**)
- Anthracene concentrations ranging from nondetectable to 0.0482 J mg/Kg (**SB-5**)
- Benzo(a)anthracene concentrations ranging from nondetectable to 0.0354 mg/Kg (**SB-5**)
- Fluoranthene concentrations ranging from nondetectable to 0.112 mg/Kg (**SB-5**)
- Fluorene concentrations ranging from nondetectable to 0.182 mg/Kg (**SB-5**)
- Phenanthrene concentrations ranging from nondetectable to 0.334 mg/Kg (**SB-5**)
- Pyrene concentrations ranging from nondetectable to 0.0878 mg/Kg (**SB-5**)

Additionally, a sample was collected from the surface soils at the Pena Residence and analyzed for RCRA 8 metals. **All concentrations of the potential COCs occurred at concentrations below the TRRP Residential Tier 1 $^{total}Soil_{comb}$ PCLs.**

Of the analyzed COCs, only TPH [C_6-C_{12}] exceeded the $^{total}Soil_{comb}$ PCLs. The exceedance occurred in one (1) soil boring only, soil boring SB-5 at 10 -15 ft bgs. **All other concentrations of TPH, VOCs and PAHs occurred at concentrations below the $^{total}SOIL_{comb}$.**

Laboratory analyses of groundwater samples collected during the first groundwater monitoring event indicated:

- Acetone concentrations ranging from nondetectable to 0.0349 mg/L (**MW-8**)
- Isopropylbenzene concentrations ranging from nondetectable to 0.00430 mg/L (**MW-8**)
- Cis-1,2,-dichloroethene concentrations ranging from nondetectable to 0.00028 (mg/L (**MW-5**)
- Dibromochloromethane concentrations ranging from nondetectable to 0.00021 J* mg/L (**MW-5**)
- Tetrachloroethene concentrations ranging from nondetectable to 0.00222 mg/L (**MW-5**)
- Nondetectable TPH (C_6-C_{12}), (C_{12}-C_{28}), and (C_{28}-C_{35})
- Naphthalene concentrations ranging from nondetectable to 0.000301 mg/L (**MW-8**)
- Acenaphthene concentrations ranging from nondetectable to 0.000237 mg/L (**MW-8**)
- Anthracene concentrations ranging from nondetectable to 0.0000567 mg/L (**MW-7**)
- Fluoranthene concentrations ranging from nondetectable to 0.0000364 J mg/L (**MW-8**)
- Fluorene concentrations ranging from nondetectable to 0.0000522 mg/L (**MW-8**)
- Phenanthrene concentrations ranging from nondetectable to 0.0000535 mg/L (**MW-8**)
- Pyrene concentrations ranging from nondetectable to 0.0000437 mg/L (**MW-8**)

All concentrations of the potential COCs occurred at concentrations below the $^{air}GW_{inh-v}$ PCLs.

Laboratory analyses groundwater samples collected during the second groundwater monitoring event indicated:

- Acetone concentrations in two groundwater samples (GW-DUP-01 and GW-03) are considered non-detect due to field QC blank contamination.
- Chloroform concentrations ranging from nondetectable to 0.000370 J mg/L (**MW-6**)
- Isopropylbenzene concentrations ranging from nondetectable to 0.00640 mg/L (**MW-8**)

- Cis-1,2,-dichloroethene concentrations ranging from nondetectable to 0.000250 J (mg/L (**MW-1**)
- Tetrachloroethene concentrations ranging from nondetectable to 0.000900 J mg/L (**MW-5**)
- Trichloroethene concentrations ranging from nondetectable to 0.0126 mg/L (**MW-1**)
- Nondetectable TPH (C_6-C_{12}), (C_{12}-C_{28}) and (C_{28}-C_{35})
- PAH concentrations (including sulfolane) were nondetectable for all analyzed groundwater samples.
- Analytical results for the purchased spring water sample showed non-detect concentrations for all tested analytes.

All concentrations of the potential COCs occurred at concentrations below the $^{air}GW_{inh-v}$ PCLs.

* A "J" flag indicates the analyte was detected between the method detection limit (MDL) and reporting limit (RL) or the SDL and the RL, and is considered an estimate.

5.2 Independent Data Review

A third party data review of the chemical analysis was completed by QAA, as per TRRP guidance and per the FSP. Additionally, the data was reviewed for compliance with the DQOs and the TCEQ QAPP. The results of the QAA data review for the soil boring/monitor well installation and first groundwater event are provided in the Data Usability Summary (DUS) dated November 19, 2010, and the results of the QAA data review for the second groundwater event are provided in the DUS dated May 31, 2011. Copies of the DUS' are presented in **Appendix E**, and indicated the following:

- For each of the two events: Each member of the field team followed procedures;
- The laboratories used appropriate USEPA or TCEQ approved analytical methods;
- Field quality control (QC) samples were collected at the frequency required;
- For all samples, non-detects were reported as less than the value of the SDL, as required per the FSP. Additionally, the laboratory routinely checked the MDLs for reasonableness by analyzing detectability check samples (DCS). For all chemicals of concern, the laboratory unadjusted MQLs were below the Levels of Required Performance (LORPs), and thus the data is considered suitable for purposes of assessment as well as demonstration of conformance with the critical PCLs; and
- With the exception of results for styrene groundwater concentrations reported for the April 2011 event, all data was deemed of sufficient quality to satisfy the project data quality objectives (DQOs) and thus all data, with the exception of styrene, is usable as qualified for the intended use. Styrene is not a project COC.

- The following key issues were noted during the QAA data review for the soil boring/monitor well installation and first groundwater event: A total of seven soil field duplicates and one groundwater field duplicate were collected for analysis. Good precision was noted for all sample duplicates with the exception of SB-5-01 (5-10 ft interval). For this sample, a large difference was noted between the original and the duplicate for several detected VOCs. Coincidentally, field screening readings at this location were the highest observed across the HCEI project site (indicative of potential contamination), measuring 3589 ppmv in the 5 to 10 foot interval. Review of the DHL case narrative indicated that the sample aliquot for

SB-5-01 was compromised in the laboratory and therefore, the laboratory performed the VOC analysis on a sample aliquot taken from the 4-oz sample jar collected for PAH analysis. QAA noted that the poor precision is likely due to sample heterogeneity within the sample containers. QAA qualified the detected and non-detected results in the original sample, and indicated that the results obtained from the duplicate should be considered estimated.

- Field blank analyses (including equipment rinsate blanks, field blanks and trip blanks) revealed the presence of acetone, chloroform, naphthalene and toluene above detection limits. QAA noted that since there were no detects in any of the soil and groundwater samples for chloroform, there is no affect on data quality. For naphthalene, since the three detects for soil samples were not collected on the same day as any of the contaminated field blanks, there is no affect on data quality. Three samples were qualified as blank affected for acetone (SO-SB33-01, SO-SB6-01, Unlocked well (ULW) GW2) and one sample for toluene (SO-MW8-02).
- DHL is not NELAC accredited under the Texas Laboratory Accreditation Program for Cyclohexane, since TCEQ does not offer accreditation for this analyte.
- For the remaining data which has been flagged, it should be noted that there is a negligible effect on data quality since the detects are considerably lower than the critical PCLs.

The following key issues were noted during the QAA data review for the second groundwater event:

- Due to MS/MSD recoveries of less than 10%, all groundwater results for styrene were rejected. QAA noted that styrene is highly reactive and subject to degradation by the chemical preservatives used for the samples. Styrene is not a project COC.
- Groundwater results for acenaphthylene were qualified as “estimated with a potential low bias.” However, all results for acenaphthylene were non-detects, so the qualification is not significant.
- Five VOCs (bromoform, chlorobenzene, isopropylbenzene, trans 1,3-dichloropropene, and vinyl chloride) were qualified as “estimated with an unknown bias.” However, all results for the five analytes were non-detects, so the qualification is not significant.
- Two acetone results (GW-03 and GW-DUP-01) are qualified as “blank affected,” due to field QC blank contamination and should be considered non-detect at the reported concentration.
- DHL is not NELAC accredited under the Texas Laboratory Accreditation Program for Cyclohexane and Test America is not accredited for Sulfolane, since TCEQ does not offer accreditation for these analytes.
- For the remaining data which has been flagged, it should be noted that there is a negligible effect on data quality since the detects are considerably lower than the critical PCLs.

QAA has provided summary tables of the qualified sample results and associated data flags in Table 2 of their respective DUS reports. The QAA data flags are also presented with the tabulated analytical data presented in **Appendix B**.

6.0 MISCELLANEOUS ASSESSMENT ACTIVITIES

Soil boring SB-4: At the request of the TCEQ, a soil boring location was modified to assess an undeveloped tract located at the intersection of Peabody Street and Summers Street. A concern was raised by the owner of the tract who stated that a “black ooze” was noted in the

soil while installing a cyclone fence. It was further indicated that the “black ooze” was “weeping” from a number of trees located on the tract. On October 21, 2010, Geo Strata personnel inspected the site and noted a sap-like substance being discharged from at least three (3) trees growing on the tract. In general, the trees appeared to be growing normally with the exception of noted “black ooze” being discharged from areas on the tree that had been trimmed, and in one case, from the living leaves. A close inspection of the “black ooze” demonstrated that it appeared to be tree sap with a distinct fecal odor.

A Google search on “tree ooze” returned an article on bacterial wetwood. “Bacterial wetwood (also referred to as “slime flux”), occurs when bacteria enters the wood of a tree through any wound in a trunk, limb or root. Once inside the tree, certain bacteria thrive in the low-oxygen environment. Usually many diverse kinds of anaerobic bacteria are present in an infected tree. The bacteria can multiply within a tree for several years unnoticed, and can slowly spread several feet from the initial entry point. As they reproduce, the bacteria produce slimy ooze and methane gas, which builds pressure inside the tree. Pressure builds slowly, and eventually the bacteria are forced out of the tree through the weakest point available, usually near a wound or trunk crotch. The clear to brown bacterial ooze may seep from the tree continually through the growing season, leaving a yellow to brown stain on the bark when it dries. Because the ooze seeping from a tree is full of bacteria, it may smell awful. Other bacteria, fungi, and insects may feed on the ooze once it is outside the tree, contributing to the stench. Bacteria wetwood occurs most frequently on elms, maples, poplars, oaks, and birches, although it can occur on other trees as well.” Source: http://www.extension.iastate.edu/news/2007/jun/070801.htm

Soil boring SB-4 was originally planned for the approximate center of the tract, in close proximity to one of the affected trees, but was relocated near the affected tree located on the southern boundary of the tract, next to the cemetery. The soil boring was installed to a maximum depth of 20 feet bgs. Groundwater was encountered at a depth of 15 feet bgs. Field screening of the soil boring measured 0 ppm. Due to a change in lithology, a single sample was selected for analysis from the interval between 15-17.5 feet. .

Groundwater Sampling of MW-2: An additional groundwater sample was collected from monitor well MW-2 prior to well development (unlocked well: ULW), since the monitor well had been inadvertently left unlocked overnight following its completion. Laboratory analyses of the groundwater sample collected from monitor well MW-2 on October 10, 2010 is compared to laboratory analyses of the groundwater sample collected from monitor well MW-2 on October 22, 2010 in Table 6.1, below. Only COCs analyzed at detectable concentrations are listed.

Table 6.1

COC	Concentration on 10/20/2010 (mg/L)	Concentration on 10/22/2010 (mg/L)
Phenanthrene	0.0000310 J	<0.000025
Naphthalene	< 0.000025	0.0000374 J
Acetone	0.00629 J	< 0.005
2-Butanone	0.00933 J	<0.005
Bromodichloromethane	0.0009 J	<0.0002
Bromoform	0.00325	0.000220 J
Dibromochloromethane	0.00283	0.000240 J

Several of the chemicals detected in the unlocked well sample (ULW) were observed to be not present in the subsequent sample and concentrations of bromoform and dibromochloromethane were measured at a lower concentration subsequent to well development. Based on the results of the analyses, there was no apparent evidence of well tampering overnight while the well was unlocked. This was corroborated with the Flint Hills video surveillance, which also recorded no evidence of well tampering.

Field Screening using FID in vicinity of MW-1 and MW-2: In an effort to demonstrate that all data generated from the laboratory analyses of the groundwater samples collected from monitor wells MW-1 and MW-2 was representative and not affected by vandals and/or interested stakeholders, the areas immediately around MW-1 and MW-2 was screened using an FID on October 20, 2010. The FID was used to screen the area around each monitor well and in each monitor well stickup. Field screening results indicated low ambient conditions around both monitor wells.

7.0 GROUNDWATER GRADIENT

Following installation of the eight monitor wells, a top-of-casing (TOC) survey was performed by Frontier Surveying Company of Corpus Christi, Texas. The elevations were referenced to NAVD88 US FT. Groundwater gauging measurements recorded by the Geo Strata technician during the October 2010 and April 2011 groundwater monitoring events were tabulated and corrected based on surveyed TOC measurements. A summary of groundwater measurements is presented in **Appendix C.**

A review of the October 2010 potentiometric surface map indicated a groundwater gradient towards the east-northeast. Note: The groundwater elevation collected from monitor well MW-3 was not utilized for calculation of the estimated groundwater flow, due to anomalously low groundwater volumes in the monitor well.

In an effort to better represent the groundwater gradient in the area of investigation, the April 2011 potentiometric surface map also included the groundwater elevations of a number refinery monitor wells selected by the TCEQ, which were also gauged during April 2011. The refinery monitor well GPS coordinates and groundwater elevations were provided to Geo Strata by the TCEQ in the “First Half 2011 Joint Semiannual Hydrocarbon Plume Status Report,” prepared by Rosengarten, Smith & Associates. A copy of the report is presented in **Appendix C**.

A review of the potentiometric surface map indicated a groundwater gradient trends towards the northeast. Note: The groundwater elevations collected from monitor well MW-3 were not utilized for calculation of the estimated groundwater flow due to anomalously low groundwater volumes in the monitor well.

The **Equipotential Surface Maps** for each groundwater event are provided in **Appendix D**.

8.0 SOIL COC CONCENTRATIONS

Soil iso-concentration maps generated from the laboratory analyses of the soil samples indicated two (2) notable areas of impact based on analyzed COCs.

The first impacted area is located on the southwest corner of the project site, in close proximity to the intersection of Martin Luther King (IH-37 feeder road) and Nueces Bay Blvd, immediately northeast of a former gas station and purported leaking petroleum storage tank (LPST) site. Laboratory analyses of the soil samples from soil boring SB-1, indicated low levels of TPH, acetone and MTBE. Concentrations of TPH, acetone and MTBE do not exceed the critical soil PCLs.

The second area of impact was indicated on the northeast corner of the project area in close proximity to the intersection of Hatch Street and Port Avenue, near the former Kerr-McGee Tank Farm. Laboratory analyses of the soil samples collected from monitor well MW-8 indicated low concentrations of toluene (considered blank affected) and isopropylbenzene. Laboratory analyses of soil samples collected from soil boring SB-5, indicated low concentrations of acetone, benzene, carbon disulfide, cyclohexane, ethylbenzene, isopropylbenzene, methylcyclohexane, naphthalene, acenaphthene, anthracene, benzo (a) anthracene, fluoranthene, fluorene, phenanthrene and pyrene. VOC and PAH detects in MW-8 and SB-5 do not exceed the critical soil PCLs. However, TPH concentrations of 5440 mg/kg (C_6 to C_{12} range) in SB-5-02, collected in the 10' to 15' bgs range exceeded the critical PCL.

9.0 GROUNDWATER COC CONCENTRATIONS

Groundwater iso-concentration maps generated from the laboratory analyses of the groundwater samples for the groundwater events indicated several areas of potential impact based on analyzed COCs.

One area of groundwater impact was identified at monitor well MW-1, located east of the Flint Hills property, in proximity to the intersection of Nueces Bay Boulevard and Koepke Street. Laboratory analysis of groundwater samples collected during both groundwater events indicated low concentrations of cis-1,2-Dichloroethene (0.000350 J mg/L 10/2010 and 0.000250 J mg/L 4/2011) and Trichloroethene (0.00910 mg/L 10/2010 and 0.0126 mg/L 4/2011). Both of the analyzed contaminants measured significantly below the critical groundwater PCL.

During the first groundwater event, one potential area of groundwater impact was identified at monitor well MW-2, in proximity to the intersection of Palm and Hulbirt Streets. Laboratory analyses of the groundwater samples collected from monitor well MW-2 indicated concentrations significantly below the critical groundwater PCL for bromoform (0.00022 mg/L) and dibromochloromethane (0.00024 J mg/L). The dibromochloromethane appeared to extend in a downgradient direction to monitor well MW-5 (0.0002 J mg/L). However, COC concentrations measured non-detect for all analyzed compounds, during the second groundwater event.

Laboratory analyses of groundwater samples collected from monitor well MW-4, located near the intersection of Dempsey and Van Loan Streets, indicated low concentrations of acetone (0.00714 J mg/L) during the first groundwater event. COC concentrations measured non-detect for all analyzed compounds, during the second groundwater event.

Laboratory analyses of groundwater samples collected from monitor well MW-5, located within the northwest corner of the former school property (Minton and Peabody Streets) indicated concentrations significantly below the critical groundwater PCL for Dibromochloromethane (0.000210 J mg/L), tetrachloroethene (0.00222 mg/L) and cis-1,2-dichloroethene (0.00028

mg/L) during the first groundwater event, and low concentrations of tetrachloroethene only (0.000900 J mg/L) during the second groundwater event.

Laboratory analyses of groundwater samples collected from monitor well MW-6, located east of the intersection of Dempsey and Peabody Streets, were non-detect for all analyzed analytes during the first groundwater event. Chloroform concentrations (0.000370 J mg/L) measured below the critical groundwater PCL during the second groundwater event. Chloroform was not detected in any other samples collected during the second groundwater event.

Laboratory analyses of the groundwater sample collected from monitor well MW-7, located directly behind a commercial complex on Lexington Street indicated low concentrations of acetone (0.0175 mg/L) and anthracene (0.000567 mg/L) during the first groundwater event. COC concentrations were non-detect for all analyzed compounds, during the second groundwater event.

The final area of potential impact is in the area of monitor well MW-8, located at the intersection of Hatch Street and Port Avenue. Laboratory analyses of the groundwater sample collected from monitor well MW-8 during the first groundwater event indicated low concentrations of acetone (0.0349 mg/L), isopropylbenzene (0.00418 mg/L), naphthalene (0.000301 mg/L), acenaphthene (0.000200 mg/L), anthracene (0.0000262 J), fluoranthene (0.0000357 J), fluorene (0.0000522 mg/L), phenanthrene (0.0000382 J), and pyrene (0.0000418 J). Monitor well MW-8 appears to be the up-gradient limit of the groundwater impact, while the lateral extent of the impact to the east is undetermined.

Note: As previously noted in Section 4.5, utilization of the standard method for PAH analysis to include the compound sulfolane, resulted in higher SDLs compared to the previous sampling event. Therefore non-detects were noted for compounds which previously showed trace concentrations (flouranthene, phenanthrene, and pyrene) during the October 2010 event. It is important to note that the SDLs for all PAH compounds remained substantially below critical PCLs for all listed compounds.

10.0 WASTE CHARACTERIZATION AND DISPOSAL

On November 5, 2010, two Geo Strata technicians were mobilized to the project site to perform soil and fluid disposal for IDW generated during the soil boring/monitor well installation and first groundwater event. A total of nine 55-gallon drums of soil cuttings were transported to El Centro Landfill for disposal and 460 gallons of purge, development and decontamination fluids were recovered by Southwest Land and Marine for disposal and/or recycle. Copies of the waste disposal manifests are presented in **Appendix I**.

Additionally, approximately 21.25 gallons of purge, development and decontamination fluids generated during the second groundwater event were temporarily stored at the secured TCEQ air monitoring area pending receipt of analytical results for the IDW sample. Laboratory analytical results of the IDW sample showed concentrations were non-detect or below regulatory levels for all tested compounds. IDW were disposed off-site by Weston Solutions, Inc. on behalf of TCEQ in accordance with state and federal regulations.

11.0 FSP EXCEPTIONS AND DEVIATIONS

The FSP was strictly adhered to during all Phase II activities, with the exception of the following minor items:

- Section 5.1.1.1 of the FSP states that soil samples to be analyzed for VOCS will be collected first, followed by the collection of samples to be analyzed for PAHs, and finally by the collection of samples to be analyzed for TPH. Since soil samples were suspected of containing hydrocarbons in the C_6 to C_{12} boiling point range, and with the approval of the TCEQ, the collection method and order was modified such that TPH samples were collected before PAH samples utilizing the "closed-system purge-and-trap and extraction method".

- The FSP originally called for the installation of eight (8) monitor wells and forty (40) soil borings. Upon mobilization, three (3) of the soil borings were eliminated due to construction constraints or lack of approved ingress/egress. Due to time constraints and with the approval of the TCEQ, eight (8) monitor wells and thirty-four (34) soil borings were ultimately installed at the project site.

- Trip blanks were labeled as "Trip Blanks" on the COC documentation, not as TB-1, TB-2 etc as described in the FSP. Field duplicates were labeled as "SO-FD" or "GW-FD", not as SO-Dup or GW-Dup as described in the FSP. This had no effect on data quality since the testing laboratory assigned a unique sample ID to each sample.

Second Groundwater Event

- Per the TCEQ Project Manager, the field duplicate samples were collected in succession after the primary sample, due to the large number of sample containers required (four sets of samples for each monitor well), and the potential for loss of groundwater samples due to spillage.

- Low flow sampling techniques were not utilized during the collection of the groundwater sample from monitor in well MW-3, and TPH and PAH analysis was not completed as proposed, due to insufficient groundwater in the monitor well.

- Due to the observance of odors emanating from the monitor well after samples had already been collected, previously collected groundwater samples were discarded and recollected per the TCEQ Project Manager, during the sampling of monitor well MW-8 on April 28, 2011, in an effort to capture the observed change in site conditions.

APPENDIX A

Figure 1. HECI Monitor Well and Soil Boring Location Map

Figure 1. HCEI Monitor Well and Soil Boring Location Map

APPENDIX B

Tabulated Soil and Groundwater Analytical Results

Table 1a Levels VOCs in Soil

COC	Laboratory MDL (mg/Kg)	Laboratory MQL (mg/Kg)	Health-based Benchmark $^{Tot}Soil_{Comb}$ 30 Acre Source Area (mg/kg)	SO-MW1-01 10-19-2010	DUS Qualifier	SO-FD-2 Duplicate Sample of SO-MW1-01 10-19-2010	DUS Qualifier	SO-MW1-02 10-19-2010	DUS Qualifier	SO-MW2-01 10-19-2010	DUS Qualifier	SO-MW2-02 10-19-2010	DUS Qualifier	SO-MW3-01 10-19-2010	DUS Qualifier	SO-FD-3 Duplicate Sample of SO-MW3-01 10-19-2010	DUS Qualifier	SO-MW4-01 10-20-2010	DUS Qualifier	SO-MW5-01 10-20-2010	DUS Qualifier	SO MW-6 01 10-18-2010	DUS Qualifier	SO MW-6 02 10-18-2010	DUS Qualifier
Sample Depth (ft)				10-15		10-15		15-20		0-2.5		12.5-15		10-12		10-12		10-12.5		10-13		0-2.5		12.5-15	
1,1,1-Trichloroethane	0.001	0.005	32000	<0.00113		<0.00130		<0.00111		<0.000932		<0.00110		<0.000893		<0.00103		<0.00107		<0.00112		<0.00117		<0.00106	
1,1,2,2-Tetrachloroethane	0.001	0.005	4	<0.00113		<0.00130		<0.00111		<0.000932		<0.00110		<0.000893		<0.00103		<0.00107		<0.00112		<0.00117		<0.00106	
1,1,2-Trichloroethane	0.001	0.005	10	<0.00113		<0.00130		<0.00111		<0.000932		<0.00110		<0.000893		<0.00103		<0.00107		<0.00112		<0.00117		<0.00106	
1,1,2-Trichlorotrifluoroethane	0.005	0.015	220000	<0.00563		<0.00650		<0.00553		<0.00466		<0.00552		<0.00446		<0.00514		<0.00533		<0.00561		<0.00584		<0.00528	
1,1-Dichloroethane	0.001	0.005	2600	<0.00113		<0.00130		<0.00111		<0.000932		<0.00110		<0.000893		<0.00103		<0.00107		<0.00112		<0.00117		<0.00106	
1,1-Dichloroethene	0.001	0.005	1600	<0.00113		<0.00130		<0.00111		<0.000932		<0.00110		<0.000893		<0.00103		<0.00107		<0.00112		<0.00117		<0.00106	
1,2,4-Trichlorobenzene	0.001	0.005	71	<0.00113		<0.00130		<0.00111		<0.000932		<0.00110		<0.000893		<0.00103		<0.00107		<0.00112		<0.00117		<0.00106	
1,2-Dibromo-3-chloropropane	0.001	0.005	0.08	<0.00113		<0.00130		<0.00111		<0.000932		<0.00110		<0.000893		<0.00103		<0.00107		<0.00112		<0.00117		<0.00106	
1,2-Dibromoethane (Ethylene dibromide)	0.001	0.005	0.43	<0.00113		<0.00130		<0.00111		<0.000932		<0.00110		<0.000893		<0.00103		<0.00107		<0.00112		<0.00117		<0.00106	
1,2-Dichlorobenzene	0.001	0.005	390	<0.00113		<0.00130		<0.00111		<0.000932		<0.00110		<0.000893		<0.00103		<0.00107		<0.00112		<0.00117		<0.00106	
1,2-Dichloroethane	0.001	0.005	6.4	<0.00113		<0.00130		<0.00111		<0.000932		<0.00110		<0.000893		<0.00103		<0.00107		<0.00112		<0.00117		<0.00106	
1,2-Dichloropropane	0.001	0.005	31	<0.00113		<0.00130		<0.00111		<0.000932		<0.00110		<0.000893		<0.00103		<0.00107		<0.00112		<0.00117		<0.00106	
1,3-Dichlorobenzene	0.001	0.005	62	<0.00113		<0.00130		<0.00111		<0.000932		<0.00110		<0.000893		<0.00103		<0.00107		<0.00112		<0.00117		<0.00106	
1,4-Dichlorobenzene	0.001	0.005	250	<0.00113		<0.00130		<0.00111		<0.000932		<0.00110		<0.000893		<0.00103		<0.00107		<0.00112		<0.00117		<0.00106	
2-Butanone (Methyl ethyl ketone)	0.005	0.015	27000	<0.00563		<0.00650		<0.00553		<0.00466		<0.00552		<0.00446		<0.00514		<0.00533		<0.00561		<0.00584		<0.00528	
2-Hexanone	0.005	0.015	210	<0.00563		<0.00650		<0.00553		<0.00466		<0.00552		<0.00446		<0.00514		<0.00533		<0.00561		<0.00584		<0.00528	
4-Methyl-2-pentanone (Methyl isobutyl ketone)	0.005	0.015	5400	<0.00563		<0.00650		<0.00553		<0.00466		<0.00552		<0.00446		<0.00514		<0.00533		<0.00561		<0.00584		<0.00528	
Acetone	0.015	0.05	5400	<0.0169		<0.0195		<0.0166		<0.0140		<0.0166		<0.0134		<0.0154		<0.0160		<0.0168		<0.0175		<0.0159	
Benzene	0.001	0.005	48	<0.00113		<0.00130		<0.00111		<0.000932		<0.00110		<0.000893		<0.00103		<0.00107		<0.00112		<0.00117		<0.00106	
Bromodichloromethane	0.001	0.005	98	<0.00113		<0.00130		<0.00111		<0.000932		<0.00110		<0.000893		<0.00103		<0.00107		<0.00112		<0.00117		<0.00106	
Bromoform	0.001	0.005	280	<0.00113		<0.00130		<0.00111		<0.000932		<0.00110		<0.000893		<0.00103		<0.00107		<0.00112		<0.00117		<0.00106	
Bromomethane	0.001	0.005	29	<0.00113		<0.00130		<0.00111		<0.000932		<0.00110		<0.000893		<0.00103		<0.00107		<0.00112		<0.00117		<0.00106	
Carbon disulfide	0.001	0.005	3300	<0.00113		<0.00130		<0.00111		<0.000932		<0.00110		<0.000893		<0.00103		<0.00107		<0.00112		<0.00117		<0.00106	
Carbon tetrachloride	0.001	0.005	9.7	<0.00113		<0.00130		<0.00111		<0.000932		<0.00110		<0.000893		<0.00103		<0.00107		<0.00112		<0.00117		<0.00106	
Chlorobenzene	0.001	0.005	320	<0.00113		<0.00130		<0.00111		<0.000932		<0.00110		<0.000893		<0.00103		<0.00107		<0.00112		<0.00117		<0.00106	
Chloroethane	0.001	0.005	23000	<0.00113		<0.00130		<0.00111		<0.000932		<0.00110		<0.000893		<0.00103		<0.00107		<0.00112		<0.00117		<0.00106	
Chloroform	0.001	0.005	8	<0.00113		<0.00130		<0.00111		<0.000932		<0.00110		<0.000893		<0.00103		<0.00107		<0.00112		<0.00117		<0.00106	
Chloromethane	0.001	0.005	84	<0.00113		<0.00130		<0.00111		<0.000932		<0.00110		<0.000893		<0.00103		<0.00107		<0.00112		<0.00117		<0.00106	
cis-1,2-Dichloroethene	0.001	0.005	720	<0.00113		<0.00130		<0.00111		<0.000932		<0.00110		<0.000893		<0.00103		<0.00107		<0.00112		<0.00117		<0.00106	
cis-1,3-Dichloropropene	0.001	0.005	7.1	<0.00113		<0.00130		<0.00111		<0.000932		<0.00110		<0.000893		<0.00103		<0.00107		<0.00112		<0.00117		<0.00106	
Cyclohexane	0.005	0.015	42000	<0.00563 N	X7	<0.00650 N	X7	<0.00553 N	X7	<0.00466 N	X7	<0.00552 N	X7	<0.00446 N	X7	<0.00514 N	X7	<0.00533 N	X7	<0.00561 N	X7	<0.00584 N	X7	<0.00528 N	X7
Dibromochloromethane	0.001	0.005	72	<0.00113		<0.00130		<0.00111		<0.000932		<0.00110		<0.000893		<0.00103		<0.00107		<0.00112		<0.00117		<0.00106	
Dichlorodifluoromethane	0.001	0.005	12000	<0.00113		<0.00130		<0.00111		<0.000932		<0.00110		<0.000893		<0.00103		<0.00107		<0.00112		<0.00117		<0.00106	
Ethylbenzene	0.001	0.005	4000	<0.00113		<0.00130		<0.00111		<0.000932		<0.00110		<0.000893		<0.00103		<0.00107		<0.00112		<0.00117		<0.00106	
Isopropylbenzene	0.001	0.005	3000	<0.00113		<0.00130		<0.00111		<0.000932		<0.00110		<0.000893		<0.00103		<0.00107		<0.00112		<0.00117		<0.00106	
m,p-Xylene	0.001	0.005	4700	<0.00113		<0.00130		<0.00111		<0.000932		<0.00110		<0.000893		<0.00103		<0.00107		<0.00112		<0.00117		<0.00106	
Methyl Acetate	0.005	0.015	4500	<0.00563		<0.00650		<0.00553		<0.00466		<0.00552		<0.00446		<0.00514		<0.00533		<0.00561		<0.00584		<0.00528	
Methyl tert-butyl ether	0.001	0.005	590	<0.00113		<0.00130		<0.00111		<0.000932		<0.00110		<0.000893		<0.00103		<0.00107		<0.00112		<0.00117		<0.00106	
Methylcyclohexane	0.005	0.015	22000	<0.00563		<0.00650		<0.00553		<0.00466		<0.00552		<0.00446		<0.00514		<0.00533		<0.00561		<0.00584		<0.00528	
Methylene chloride	0.005	0.005	260	<0.00563		<0.00650		<0.00553		<0.00466		<0.00552		<0.00446		<0.00514		<0.00533		<0.00561		<0.00584		<0.00528	
o-Xylene	0.001	0.005	29000	<0.00113		<0.00130		<0.00111		<0.000932		<0.00110		<0.000893		<0.00103		<0.00107		<0.00112		<0.00117		<0.00106	
Styrene	0.001	0.005	4300	<0.00113		<0.00130		<0.00111		<0.000932		<0.00110		<0.000893		<0.00103		<0.00107		<0.00112		<0.00117		<0.00106	
Tetrachloroethene	0.001	0.005	94	<0.00113		<0.00130		<0.00111		<0.000932		<0.00110		<0.000893		<0.00103		<0.00107		<0.00112		<0.00117		<0.00106	
Toluene	0.001	0.005	5400	<0.00113		<0.00130		<0.00111		<0.000932		<0.00110		<0.000893		<0.00103		<0.00107		<0.00112		<0.00117		<0.00106	
trans-1,2-Dichloroethene	0.001	0.005	370	<0.00113		<0.00130		<0.00111		<0.000932		<0.00110		<0.000893		<0.00103		<0.00107		<0.00112		<0.00117		<0.00106	
trans-1,3-Dichloropropene	0.001	0.005	26	<0.00113		<0.00130		<0.00111		<0.000932		<0.00110		<0.000893		<0.00103		<0.00107		<0.00112		<0.00117		<0.00106	
Trichloroethene	0.001	0.005	68	<0.00113		<0.00130		<0.00111		<0.000932		<0.00110		<0.000893		<0.00103		<0.00107		<0.00112		<0.00117		<0.00106	
Trichlorofluoromethane	0.005	0.015	12000	<0.00563		<0.00650		<0.00553		<0.00466		<0.00552		<0.00446		<0.00514		<0.00533		<0.00561		<0.00584		<0.00528	
Vinyl chloride	0.001	0.005	3.4	<0.00113		<0.00130		<0.00111		<0.000932		<0.00110		<0.000893		<0.00103		<0.00107		<0.00112		<0.00117		<0.00106	

Notes:

J = Analyte detected between MDL and RL or SDL and RL

N = Parameter not NELAC Certified

MDL = Method Detection Limit

MQL = Method Quantitation Limit

Bold = Detectable Concentration

DUS Qualifier Flags (See Data Usability Summary Report for more details)

U = Blank affected: the analyte was not detected above 5x (10x for common contaminants) the level in an associated blank.

UJ = Estimated data; The analyte was not detected above the reported Sample Detection Limit (SDL) however, the SDL is approximate due to exceedance of one or more QC requirements.

J = Estimated data; The reported sample concentration or mass is approximate due to exceedance of one or more QC requirements.

X7 = The laboratory is not NELAC accredited under the Texas Laboratory Accrediation Program for this analyte in this matrix analyzed by this method. The TCEQ does not offer accreditation for this analyte, in this matrix, analyzed by this method.

H = Bias in sample result is likely to be high

L = Bias in sample result is likely to be low

Table 1a Levels VOCs in Soil

COC	Laboratory MDL (mg/Kg)	Laboratory MQL (mg/Kg)	Health-based Benchmark $^{Tot}Soil_{Comb}$ 30 Acre Source Area (mg/kg)	SO-MW7-01 10-20-2010	DUS Qualifier	SO-MW8-01 10-20-2010	DUS Qualifier	SO-MW8-02 10-20-2010	DUS Qualifier	SO-MW8-03 10-20-2010	DUS Qualifier	SO-SB1-01 10-21-2010	DUS Qualifier	SO-FD-4 Duplicate Sample of SO-SB1-01 10-21-2010	DUS Qualifier	SO-SB2-01 10-21-2010	DUS Qualifier	SO-SB2-02 10-21-2010	DUS Qualifier	SO-SB3-01 10-21-2010	DUS Qualifier	SO-SB4-01 10-22-2010	DUS Qualifier	SO-SB5-01 10-22-2010	DUS Qualifier
Sample Depth (ft)				12.5-15		7.5-10		10-12.5		12.5-15		12.5-15		12.5-15		0-5		10-13		7.5-10		15-17.5		5-10	
1,1,1-Trichloroethane	0.001	0.005	32000	<0.000975		<0.00105		<0.00120		<0.00118		<0.00109		<0.00112		<0.00137		<0.00110		<0.00105		<0.00112		<0.00104	
1,1,2,2-Tetrachloroethane	0.001	0.005	4	<0.000975		<0.00105		<0.00120		<0.00118		<0.00109		<0.00112		<0.00137		<0.00110		<0.00105		<0.00112		<0.00104	
1,1,2-Trichloroethane	0.001	0.005	10	<0.000975		<0.00105		<0.00120		<0.00118		<0.00109		<0.00112		<0.00137		<0.00110		<0.00105		<0.00112		<0.00104	
1,1,2-Trichlorotrifluoroethane	0.005	0.015	220000	<0.00487		<0.00525		<0.00598		<0.00589		<0.00546		<0.00561		<0.00684		<0.00552		<0.00524		<0.00562		<0.00518	
1,1-Dichloroethane	0.001	0.005	2600	<0.000975		<0.00105		<0.00120		<0.00118		<0.00109		<0.00112		<0.00137		<0.00110		<0.00105		<0.00112		<0.00104	
1,1-Dichloroethene	0.001	0.005	1600	<0.000975		<0.00105		<0.00120		<0.00118		<0.00109		<0.00112		<0.00137	UJL	<0.00110	UJL	<0.00105		<0.00112		<0.00104	
1,2,4-Trichlorobenzene	0.001	0.005	71	<0.000975		<0.00105		<0.00120		<0.00118		<0.00109		<0.00112		<0.00137		<0.00110		<0.00105		<0.00112		<0.00104	
1,2-Dibromo-3-chloropropane	0.001	0.005	0.08	<0.000975		<0.00105		<0.00120		<0.00118		<0.00109		<0.00112		<0.00137		<0.00110		<0.00105		<0.00112		<0.00104	
1,2-Dibromoethane (Ethylene dibromide)	0.001	0.005	0.43	<0.000975		<0.00105		<0.00120		<0.00118		<0.00109		<0.00112		<0.00137		<0.00110		<0.00105		<0.00112		<0.00104	
1,2-Dichlorobenzene	0.001	0.005	390	<0.000975		<0.00105		<0.00120		<0.00118		<0.00109		<0.00112		<0.00137		<0.00110		<0.00105		<0.00112		<0.00104	
1,2-Dichloroethane	0.001	0.005	6.4	<0.000975		<0.00105		<0.00120		<0.00118		<0.00109		<0.00112		<0.00137		<0.00110		<0.00105		<0.00112		<0.00104	
1,2-Dichloropropane	0.001	0.005	31	<0.000975		<0.00105		<0.00120		<0.00118		<0.00109		<0.00112		<0.00137		<0.00110		<0.00105		<0.00112		<0.00104	
1,3-Dichlorobenzene	0.001	0.005	62	<0.000975		<0.00105		<0.00120		<0.00118		<0.00109		<0.00112		<0.00137		<0.00110		<0.00105		<0.00112		<0.00104	
1,4-Dichlorobenzene	0.001	0.005	250	<0.000975		<0.00105		<0.00120		<0.00118		<0.00109		<0.00112		<0.00137		<0.00110		<0.00105		<0.00112		<0.00104	
2-Butanone (Methyl ethyl ketone)	0.005	0.015	27000	<0.00487		<0.00525		<0.00598		<0.00589		<0.00546		<0.00561		<0.00684		<0.00552		<0.00524		<0.00562		<0.00518	
2-Hexanone	0.005	0.015	210	<0.00487		<0.00525		<0.00598		<0.00589		<0.00546		<0.00561		<0.00684		<0.00552		<0.00524		<0.00562		<0.00518	
4-Methyl-2-pentanone (Methyl isobutyl ketone)	0.005	0.015	5400	<0.00487		<0.00525		<0.00598		<0.00589		<0.00546		<0.00561		<0.00684		<0.00552		<0.00524		<0.00562		<0.00518	
Acetone	0.015	0.05	5400	<0.0146		<0.0158		<0.0179		<0.0177		**0.0207 J**	J	<0.0168		**0.587**		**0.109**		<0.0157		<0.0168		<0.0155	
Benzene	0.001	0.005	48	<0.000975		<0.00105		<0.00120		<0.00118		<0.00109		<0.00112		<0.00137		<0.00110		<0.00105		<0.00112		**0.00110 J**	J
Bromodichloromethane	0.001	0.005	98	<0.000975		<0.00105		<0.00120		<0.00118		<0.00109		<0.00112		<0.00137		<0.00110		<0.00105		<0.00112		<0.00104	
Bromoform	0.001	0.005	280	<0.000975		<0.00105		<0.00120		<0.00118		<0.00109		<0.00112		<0.00137		<0.00110		<0.00105		<0.00112		<0.00104	
Bromomethane	0.001	0.005	29	<0.000975		<0.00105		<0.00120		<0.00118		<0.00109		<0.00112		<0.00137		<0.00110		<0.00105		<0.00112		<0.00104	
Carbon disulfide	0.001	0.005	3300	<0.000975		<0.00105		<0.00120		<0.00118		<0.00109		<0.00112		<0.00137	UJL	<0.00110	UJL	<0.00105		<0.00112		**0.00284 J**	J
Carbon tetrachloride	0.001	0.005	9.7	<0.000975		<0.00105		<0.00120		<0.00118		<0.00109		<0.00112		<0.00137		<0.00110		<0.00105		<0.00112		<0.00104	
Chlorobenzene	0.001	0.005	320	<0.000975		<0.00105		<0.00120		<0.00118		<0.00109		<0.00112		<0.00137		<0.00110		<0.00105		<0.00112		<0.00104	
Chloroethane	0.001	0.005	23000	<0.000975		<0.00105		<0.00120		<0.00118		<0.00109		<0.00112		<0.00137		<0.00110		<0.00105		<0.00112		<0.00104	
Chloroform	0.001	0.005	8	<0.000975		<0.00105		<0.00120		<0.00118		<0.00109		<0.00112		<0.00137		<0.00110		<0.00105		<0.00112		<0.00104	
Chloromethane	0.001	0.005	84	<0.000975		<0.00105		<0.00120		<0.00118		<0.00109		<0.00112		<0.00137	UJL	<0.00110	UJL	<0.00105		<0.00112		<0.00104	
cis-1,2-Dichloroethene	0.001	0.005	720	<0.000975		<0.00105		<0.00120		<0.00118		<0.00109		<0.00112		<0.00137		<0.00110		<0.00105		<0.00112		<0.00104	
cis-1,3-Dichloropropene	0.001	0.005	7.1	<0.000975		<0.00105		<0.00120		<0.00118		<0.00109		<0.00112		<0.00137		<0.00110		<0.00105		<0.00112		<0.00104	
Cyclohexane	0.005	0.015	42000	<0.00487 N	X7	<0.00525 N	X7	<0.00598 N	X7	<0.00589 N	X7	<0.00546 N	X7	<0.00561 N	X7	<0.00684 N	X7	<0.00552 N	X7	<0.00524 N	X7	<0.00562 N	X7	<0.00518 N	X7
Dibromochloromethane	0.001	0.005	72	<0.000975		<0.00105		<0.00120		<0.00118		<0.00109		<0.00112		<0.00137		<0.00110		<0.00105		<0.00112		<0.00104	
Dichlorodifluoromethane	0.001	0.005	12000	<0.000975		<0.00105		<0.00120		<0.00118		<0.00109		<0.00112		<0.00137	UJL	<0.00110	UJL	<0.00105		<0.00112		<0.00104	
Ethylbenzene	0.001	0.005	4000	<0.000975		<0.00105		<0.00120		<0.00118		<0.00109		<0.00112		<0.00137		<0.00110		<0.00105		<0.00112		**0.433**	J
Isopropylbenzene	0.001	0.005	3000	<0.000975		<0.00105		<0.00120		**0.00166 J**	J	<0.00109		<0.00112		<0.00137		<0.00110		<0.00105		<0.00112		**0.329**	J
m,p-Xylene	0.001	0.005	4700	<0.000975		<0.00105		<0.00120		<0.00118		<0.00109		<0.00112		<0.00137		<0.00110		<0.00105		<0.00112		<0.00104	
Methyl Acetate	0.005	0.015	4500	<0.00487		<0.00525		<0.00598		<0.00589		<0.00546		<0.00561		<0.00684		<0.00552		<0.00524		<0.00562		<0.00518	
Methyl tert-butyl ether	0.001	0.005	590	<0.000975		<0.00105		<0.00120		<0.00118		**0.0129**		**0.00913**		<0.00137		<0.00110		<0.00105		<0.00112		<0.00104	
Methylcyclohexane	0.005	0.015	22000	<0.00487		<0.00525		<0.00598		<0.00589		<0.00546		<0.00561		<0.00684		<0.00552		<0.00524		<0.00562		**2.30**	J
Methylene chloride	0.005	0.005	260	<0.00487		<0.00525		<0.00598		<0.00589		<0.00546		<0.00561		<0.00684		<0.00552		<0.00524		<0.00562		<0.00518	
o-Xylene	0.001	0.005	29000	<0.000975		<0.00105		<0.00120		<0.00118		<0.00109		<0.00112		<0.00137		<0.00110		<0.00105		<0.00112		<0.00104	
Styrene	0.001	0.005	4300	<0.000975		<0.00105		<0.00120		<0.00118		<0.00109		<0.00112		<0.00137		<0.00110		<0.00105		<0.00112		<0.00104	
Tetrachloroethene	0.001	0.005	94	<0.000975		<0.00105		<0.00120		<0.00118		<0.00109		<0.00112		<0.00137		<0.00110		<0.00105		<0.00112		<0.00104	
Toluene	0.001	0.005	5400	<0.000975		<0.00105		**0.00188 J**	U	<0.00118		<0.00109		<0.00112		<0.00137		<0.00110		<0.00105		<0.00112		<0.00104	
trans-1,2-Dichloroethene	0.001	0.005	370	<0.000975		<0.00105		<0.00120		<0.00118		<0.00109		<0.00112		<0.00137		<0.00110		<0.00105		<0.00112		<0.00104	
trans-1,3-Dichloropropene	0.001	0.005	26	<0.000975		<0.00105		<0.00120		<0.00118		<0.00109		<0.00112		<0.00137		<0.00110		<0.00105		<0.00112		<0.00104	
Trichloroethene	0.001	0.005	68	<0.000975		<0.00105		<0.00120		<0.00118		<0.00109		<0.00112		<0.00137		<0.00110		<0.00105		<0.00112		<0.00104	
Trichlorofluoromethane	0.005	0.015	12000	<0.00487		<0.00525		<0.00598		<0.00589		<0.00546		<0.00561		<0.00684		<0.00552		<0.00524		<0.00562	UJL	<0.00518	
Vinyl chloride	0.001	0.005	3.4	<0.000975		<0.00105		<0.00120		<0.00118		<0.00109		<0.00112		<0.00137	UJL	<0.00110	UJL	<0.00105		<0.00112		<0.00104	

Notes:

J = Analyte detected between MDL and RL or SDL and RL
N = Parameter not NELAC Certified
MDL = Method Detection Limit
MQL = Method Quantitation Limit
Bold = Detectable Concentration

DUS Qualifier Flags

U = Blank affected: the analyte was not detected above 5x (10x for common contaminants) the level in an associated blank.
UJ = Estimated data; The analyte was not detected above the reported Sample Detection Limit (SDL) however, the SDL is approximate due to exceedance of one or more QC requirements.
J = Estimated data; The reported sample concentration or mass is approximate due to exceedance of one or more QC requirements.
X7 = The laboratory is not NELAC accredited under the Texas Laboratory Accrediation Program for this analyte in this matrix analyzed by this method. The TCEQ does not offer accreditation for this analyte, in this matrix, analyzed by this method.
H = Bias in sample result is likely to be high
L = Bias in sample result is likely to be low

Table 1a Levels VOCs in Soil

COC	Laboratory MDL (mg/Kg)	Laboratory MQL (mg/Kg)	Health-based Benchmark $^{Tot}Soil_{Comb}$ 30 Acre Source Area (mg/kg)	SO-FD-6 Duplicate Sample of SO-SB-5-01 10-22-2010	DUS Qualifier	SO-SB5-02 10-22-2010	DUS Qualifier	SO-SB6-01 10-18-2010	DUS Qualifier	SO-SB7-01 10-18-2010	DUS Qualifier	SO-SB7-02 10-18-2010	DUS Qualifier	SO-SB8-01 10-19-2010	DUS Qualifier	SO-SB9-01 10-19-2010	DUS Qualifier	SO-SB10-01 10-19-2010	DUS Qualifier	SO-SB11-01 10-21-2010	DUS Qualifier	SO-SB11-02 10-21-2010	DUS Qualifier	SO-SB12-01 10-21-2010	DUS Qualifier
Sample Depth (ft)				5-10		10-15		5-7.5		2.5-5		17.5-20		17.5-20		12.5-15		17.5-20		5-7.5		15-17.5		10-15	
1,1,1-Trichloroethane	0.001	0.005	32000	<0.000992		<0.0551		<0.00104		<0.000960		<0.00102		<0.000988		<0.00113		<0.00113		<0.00108		<0.00105		<0.00123	
1,1,2,2-Tetrachloroethane	0.001	0.005	4	<0.000992		<0.0551		<0.00104		<0.000960		<0.00102		<0.000988		<0.00113		<0.00113		<0.00108		<0.00105		<0.00123	
1,1,2-Trichloroethane	0.001	0.005	10	<0.000992		<0.0551		<0.00104		<0.000960		<0.00102		<0.000988		<0.00113		<0.00113		<0.00108		<0.00105		<0.00123	
1,1,2-Trichlorotrifluoroethane	0.005	0.015	220000	<0.00496		<0.275		<0.00518		<0.00480		<0.00510		<0.00494		<0.00564		<0.00563		<0.00540		<0.00523		<0.00613	
1,1-Dichloroethane	0.001	0.005	2600	<0.000992		<0.0551		<0.00104		<0.000960		<0.00102		<0.000988		<0.00113		<0.00113		<0.00108		<0.00105		<0.00123	
1,1-Dichloroethene	0.001	0.005	1600	<0.000992		<0.0551		<0.00104		<0.000960		<0.00102		<0.000988		<0.00113		<0.00113		<0.00108		<0.00105		<0.00123	
1,2,4-Trichlorobenzene	0.001	0.005	71	<0.000992		<0.0551		<0.00104		<0.000960		<0.00102		<0.000988		<0.00113		<0.00113		<0.00108		<0.00105		<0.00123	
1,2-Dibromo-3-chloropropane	0.001	0.005	0.08	<0.000992		<0.0551		<0.00104		<0.000960		<0.00102		<0.000988		<0.00113		<0.00113		<0.00108		<0.00105		<0.00123	
1,2-Dibromoethane (Ethylene dibromide)	0.001	0.005	0.43	<0.000992		<0.0551		<0.00104		<0.000960		<0.00102		<0.000988		<0.00113		<0.00113		<0.00108		<0.00105		<0.00123	
1,2-Dichlorobenzene	0.001	0.005	390	<0.000992		<0.0551		<0.00104		<0.000960		<0.00102		<0.000988		<0.00113		<0.00113		<0.00108		<0.00105		<0.00123	
1,2-Dichloroethane	0.001	0.005	6.4	<0.000992		<0.0551		<0.00104		<0.000960		<0.00102		<0.000988		<0.00113		<0.00113		<0.00108		<0.00105		<0.00123	
1,2-Dichloropropane	0.001	0.005	31	<0.000992		<0.0551		<0.00104		<0.000960		<0.00102		<0.000988		<0.00113		<0.00113		<0.00108		<0.00105		<0.00123	
1,3-Dichlorobenzene	0.001	0.005	62	<0.000992		<0.0551		<0.00104		<0.000960		<0.00102		<0.000988		<0.00113		<0.00113		<0.00108		<0.00105		<0.00123	
1,4-Dichlorobenzene	0.001	0.005	250	<0.000992		<0.0551		<0.00104		<0.000960		<0.00102		<0.000988		<0.00113		<0.00113		<0.00108		<0.00105		<0.00123	
2-Butanone (Methyl ethyl ketone)	0.005	0.015	27000	<0.00496		<0.275		<0.00518		<0.00480		<0.00510		<0.00494		<0.00564		<0.00563		<0.00540		<0.00523		<0.00613	
2-Hexanone	0.005	0.015	210	<0.00496		<0.275		<0.00518		<0.00480		<0.00510		<0.00494		<0.00564		<0.00563		<0.00540		<0.00523		<0.00613	
4-Methyl-2-pentanone (Methyl isobutyl ketone)	0.005	0.015	5400	<0.00496		<0.275		<0.00518		<0.00480		<0.00510		<0.00494		<0.00564		<0.00563		<0.00540		<0.00523		<0.00613	
Acetone	0.015	0.05	5400	**0.0615**		<0.826		**0.0214 J**	U	<0.0144		<0.0153		<0.0148		<0.0169		<0.0169		<0.0162		<0.0157		<0.0184	
Benzene	0.001	0.005	48	<0.000992		<0.0551		<0.00104		<0.000960		<0.00102		<0.000988		<0.00113		<0.00113		<0.00108		<0.00105		<0.00123	
Bromodichloromethane	0.001	0.005	98	<0.000992		<0.0551		<0.00104		<0.000960		<0.00102		<0.000988		<0.00113		<0.00113		<0.00108		<0.00105		<0.00123	
Bromoform	0.001	0.005	280	<0.000992		<0.0551		<0.00104		<0.000960		<0.00102		<0.000988		<0.00113		<0.00113		<0.00108		<0.00105		<0.00123	
Bromomethane	0.001	0.005	29	<0.000992		<0.0551		<0.00104		<0.000960		<0.00102		<0.000988		<0.00113		<0.00113		<0.00108		<0.00105		<0.00123	
Carbon disulfide	0.001	0.005	3300	**0.00249 J**	J	<0.0551		<0.00104		<0.000960		<0.00102		<0.000988		<0.00113		<0.00113		<0.00108		<0.00105		<0.00123	
Carbon tetrachloride	0.001	0.005	9.7	<0.000992		<0.0551		<0.00104		<0.000960		<0.00102		<0.000988		<0.00113		<0.00113		<0.00108		<0.00105		<0.00123	
Chlorobenzene	0.001	0.005	320	<0.000992		<0.0551		<0.00104		<0.000960		<0.00102		<0.000988		<0.00113		<0.00113		<0.00108		<0.00105		<0.00123	
Chloroethane	0.001	0.005	23000	<0.000992		<0.0551		<0.00104		<0.000960		<0.00102		<0.000988		<0.00113		<0.00113		<0.00108		<0.00105		<0.00123	
Chloroform	0.001	0.005	8	<0.000992		<0.0551		<0.00104		<0.000960		<0.00102		<0.000988		<0.00113		<0.00113		<0.00108		<0.00105		<0.00123	
Chloromethane	0.001	0.005	84	<0.000992		<0.0551		<0.00104		<0.000960		<0.00102		<0.000988		<0.00113		<0.00113		<0.00108		<0.00105		<0.00123	
cis-1,2-Dichloroethene	0.001	0.005	720	<0.000992		<0.0551		<0.00104		<0.000960		<0.00102		<0.000988		<0.00113		<0.00113		<0.00108		<0.00105		<0.00123	
cis-1,3-Dichloropropene	0.001	0.005	7.1	<0.000992		<0.0551		<0.00104		<0.000960		<0.00102		<0.000988		<0.00113		<0.00113		<0.00108		<0.00105		<0.00123	
Cyclohexane	0.005	0.015	42000	<0.00496 N	X7	**1.36 N**	X7	<0.00518 N	X7	<0.00480 N	X7	<0.00510 N	X7	<0.00494 N	X7	<0.00564 N	X7	<0.00563 N	X7	<0.00540 N	X7	<0.00523 N	X7	<0.00613 N	X7
Dibromochloromethane	0.001	0.005	72	<0.000992		<0.0551		<0.00104		<0.000960		<0.00102		<0.000988		<0.00113		<0.00113		<0.00108		<0.00105		<0.00123	
Dichlorodifluoromethane	0.001	0.005	12000	<0.000992		<0.0551		<0.00104		<0.000960		<0.00102		<0.000988		<0.00113		<0.00113		<0.00108		<0.00105		<0.00123	
Ethylbenzene	0.001	0.005	4000	**0.00271 J**	J	**0.661**	J	<0.00104		<0.000960		<0.00102		<0.000988		<0.00113		<0.00113		<0.00108		<0.00105		<0.00123	
Isopropylbenzene	0.001	0.005	3000	**0.00302 J**	J	**9.09**	J	<0.00104		<0.000960		<0.00102		<0.000988		<0.00113		<0.00113		<0.00108		<0.00105		<0.00123	
m,p-Xylene	0.001	0.005	4700	<0.000992		<0.0551		<0.00104		<0.000960		<0.00102		<0.000988		<0.00113		<0.00113		<0.00108		<0.00105		<0.00123	
Methyl Acetate	0.005	0.015	4500	<0.00496		<0.275		<0.00518		<0.00480		<0.00510		<0.00494		<0.00564		<0.00563		<0.00540		<0.00523		<0.00613	
Methyl tert-butyl ether	0.001	0.005	590	<0.000992		<0.0551		<0.00104		<0.000960		<0.00102		<0.000988		<0.00113		<0.00113		<0.00108		<0.00105		<0.00123	
Methylcyclohexane	0.005	0.015	22000	<0.00496	UJ	**367**	J	<0.00518		<0.00480		<0.00510		<0.00494		<0.00564		<0.00563		<0.00540		<0.00523		<0.00613	
Methylene chloride	0.005	0.005	260	<0.00496		<0.275		<0.00518		<0.00480		<0.00510		<0.00494		<0.00564		<0.00563		<0.00540		<0.00523		<0.00613	
o-Xylene	0.001	0.005	29000	<0.000992		<0.0551		<0.00104		<0.000960		<0.00102		<0.000988		<0.00113		<0.00113		<0.00108		<0.00105		<0.00123	
Styrene	0.001	0.005	4300	<0.000992		<0.0551		<0.00104		<0.000960		<0.00102		<0.000988		<0.00113		<0.00113		<0.00108		<0.00105		<0.00123	
Tetrachloroethene	0.001	0.005	94	<0.000992		<0.0551		<0.00104		<0.000960		<0.00102		<0.000988		<0.00113		<0.00113		<0.00108		<0.00105		<0.00123	
Toluene	0.001	0.005	5400	<0.000992		<0.0551		<0.00104		<0.000960		<0.00102		<0.000988		<0.00113		<0.00113		<0.00108		<0.00105		<0.00123	
trans-1,2-Dichloroethene	0.001	0.005	370	<0.000992		<0.0551		<0.00104		<0.000960		<0.00102		<0.000988		<0.00113		<0.00113		<0.00108		<0.00105		<0.00123	
trans-1,3-Dichloropropene	0.001	0.005	26	<0.000992		<0.0551		<0.00104		<0.000960		<0.00102		<0.000988		<0.00113		<0.00113		<0.00108		<0.00105		<0.00123	
Trichloroethene	0.001	0.005	68	<0.000992		<0.0551		<0.00104		<0.000960		<0.00102		<0.000988		<0.00113		<0.00113		<0.00108		<0.00105		<0.00123	
Trichlorofluoromethane	0.005	0.015	12000	<0.00496		<0.275		<0.00518		<0.00480		<0.00510		<0.00494		<0.00564		<0.00563		<0.00540		<0.00523		<0.00613	
Vinyl chloride	0.001	0.005	3.4	<0.000992		<0.0551		<0.00104		<0.000960		<0.00102		<0.000988		<0.00113		<0.00113		<0.00108		<0.00105		<0.00123	

Notes:

J = Analyte detected between MDL and RL or SDL and RL

N = Parameter not NELAC Certified

MDL = Method Detection Limit

MQL = Method Quantitation Limit

Bold = Detectable Concentration

DUS Qualifier Flags

U = Blank affected: the analyte was not detected above 5x (10x for common contaminants) the level in an associated blank.

UJ = Estimated data; The analyte was not detected above the reported Sample Detection Limit (SDL) however, the SDL is approximate due to exceedance of one or more QC requirements.

J = Estimated data; The reported sample concentration or mass is approximate due to exceedance of one or more QC requirements.

X7 = The laboratory is not NELAC accredited under the Texas Laboratory Accrediation Program for this analyte in this matrix analyzed by this method. The TCEQ does not offer accreditation for this analyte, in this matrix, analyzed by this method.

H = Bias in sample result is likely to be high

L = Bias in sample result is likely to be low

Table 1a Levels VOCs in Soil

COC	Laboratory MDL (mg/Kg)	Laboratory MQL (mg/Kg)	Health-based Benchmark $^{Tot}Soil_{Comb}$ 30 Acre Source Area (mg/kg)	SO-SB13-01 10-19-2010	DUS Qualifier	SO-SB14-01 10-21-2010	DUS Qualifier	SO-SB14-02 10-21-2010	DUS Qualifier	SO-SB15-01 10-21-2010	DUS Qualifier	SO-SB16-01 10-21-2010	DUS Qualifier	SO-SB17-01 10-21-2010	DUS Qualifier	SO-SB18-01 10-21-2010	DUS Qualifier	SO-FD-5 Duplicate Sample of SO-SB18-01 10-21-2010	DUS Qualifier	SO-SB19-01 10-21-2010	DUS Qualifier	SO-SB20-01 10-18-2010	DUS Qualifier	SO-FD-01 Duplicate Sample of SO-SB20-01 10-18-2010	DUS Qualifier
Sample Depth (ft)				12.5-15		7.5-10		10-12.5		12.5-15		10-14		12.5-15		12.5-15		12.5-15		15-19		10-15		10-15	
1,1,1-Trichloroethane	0.001	0.005	32000	<0.00114		<0.00115		<0.00115		<0.00107		<0.00113		<0.00118		<0.00101		<0.00107		<0.00119		<0.00110		<0.00105	
1,1,2,2-Tetrachloroethane	0.001	0.005	4	<0.00114		<0.00115		<0.00115		<0.00107		<0.00113		<0.00118		<0.00101		<0.00107		<0.00119		<0.00110		<0.00105	
1,1,2-Trichloroethane	0.001	0.005	10	<0.00114		<0.00115		<0.00115		<0.00107		<0.00113		<0.00118		<0.00101		<0.00107		<0.00119		<0.00110		<0.00105	
1,1,2-Trichlorotrifluoroethane	0.005	0.015	220000	<0.00571		<0.00576		<0.00577		<0.00534		<0.00565		<0.00591		<0.00505		<0.00533		<0.00594		<0.00551		<0.00523	
1,1-Dichloroethane	0.001	0.005	2600	<0.00114		<0.00115		<0.00115		<0.00107		<0.00113		<0.00118		<0.00101		<0.00107		<0.00119		<0.00110		<0.00105	
1,1-Dichloroethene	0.001	0.005	1600	<0.00114		<0.00115		<0.00115		<0.00107		<0.00113		<0.00118		<0.00101		<0.00107		<0.00119		<0.00110		<0.00105	
1,2,4-Trichlorobenzene	0.001	0.005	71	<0.00114		<0.00115		<0.00115		<0.00107		<0.00113		<0.00118		<0.00101		<0.00107		<0.00119		<0.00110		<0.00105	
1,2-Dibromo-3-chloropropane	0.001	0.005	0.08	<0.00114		<0.00115		<0.00115		<0.00107		<0.00113		<0.00118		<0.00101		<0.00107		<0.00119		<0.00110		<0.00105	
1,2-Dibromoethane (Ethylene dibromide)	0.001	0.005	0.43	<0.00114		<0.00115		<0.00115		<0.00107		<0.00113		<0.00118		<0.00101		<0.00107		<0.00119		<0.00110		<0.00105	
1,2-Dichlorobenzene	0.001	0.005	390	<0.00114		<0.00115		<0.00115		<0.00107		<0.00113		<0.00118		<0.00101		<0.00107		<0.00119		<0.00110		<0.00105	
1,2-Dichloroethane	0.001	0.005	6.4	<0.00114		<0.00115		<0.00115		<0.00107		<0.00113		<0.00118		<0.00101		<0.00107		<0.00119		<0.00110		<0.00105	
1,2-Dichloropropane	0.001	0.005	31	<0.00114		<0.00115		<0.00115		<0.00107		<0.00113		<0.00118		<0.00101		<0.00107		<0.00119		<0.00110		<0.00105	
1,3-Dichlorobenzene	0.001	0.005	62	<0.00114		<0.00115		<0.00115		<0.00107		<0.00113		<0.00118		<0.00101		<0.00107		<0.00119		<0.00110		<0.00105	
1,4-Dichlorobenzene	0.001	0.005	250	<0.00114		<0.00115		<0.00115		<0.00107		<0.00113		<0.00118		<0.00101		<0.00107		<0.00119		<0.00110		<0.00105	
2-Butanone (Methyl ethyl ketone)	0.005	0.015	27000	<0.00571		<0.00576		<0.00577		<0.00534		<0.00565		<0.00591		<0.00505		<0.00533		<0.00594		<0.00551		<0.00523	
2-Hexanone	0.005	0.015	210	<0.00571		<0.00576		<0.00577		<0.00534		<0.00565		<0.00591		<0.00505		<0.00533		<0.00594		<0.00551		<0.00523	
4-Methyl-2-pentanone (Methyl isobutyl ketone)	0.005	0.015	5400	<0.00571		<0.00576		<0.00577		<0.00534		<0.00565		<0.00591		<0.00505		<0.00533		<0.00594		<0.00551		<0.00523	
Acetone	0.015	0.05	5400	<0.0171		<0.0173		<0.0173		<0.0160		<0.0169		<0.0177		<0.0152		<0.0160		<0.0178		<0.0165		<0.0157	
Benzene	0.001	0.005	48	<0.00114		<0.00115		<0.00115		<0.00107		<0.00113		<0.00118		<0.00101		<0.00107		<0.00119		<0.00110		<0.00105	
Bromodichloromethane	0.001	0.005	98	<0.00114		<0.00115		<0.00115		<0.00107		<0.00113		<0.00118		<0.00101		<0.00107		<0.00119		<0.00110		<0.00105	
Bromoform	0.001	0.005	280	<0.00114		<0.00115		<0.00115		<0.00107		<0.00113		<0.00118		<0.00101		<0.00107		<0.00119		<0.00110		<0.00105	
Bromomethane	0.001	0.005	29	<0.00114		<0.00115		<0.00115		<0.00107		<0.00113		<0.00118		<0.00101		<0.00107		<0.00119		<0.00110		<0.00105	
Carbon disulfide	0.001	0.005	3300	<0.00114		<0.00115		<0.00115		<0.00107		<0.00113		<0.00118		<0.00101		<0.00107		<0.00119		<0.00110		<0.00105	
Carbon tetrachloride	0.001	0.005	9.7	<0.00114		<0.00115		<0.00115		<0.00107		<0.00113		<0.00118		<0.00101		<0.00107		<0.00119		<0.00110		<0.00105	
Chlorobenzene	0.001	0.005	320	<0.00114		<0.00115		<0.00115		<0.00107		<0.00113		<0.00118		<0.00101		<0.00107		<0.00119		<0.00110		<0.00105	
Chloroethane	0.001	0.005	23000	<0.00114		<0.00115		<0.00115		<0.00107		<0.00113		<0.00118		<0.00101		<0.00107		<0.00119		<0.00110		<0.00105	
Chloroform	0.001	0.005	8	<0.00114		<0.00115		<0.00115		<0.00107		<0.00113		<0.00118		<0.00101		<0.00107		<0.00119		<0.00110		<0.00105	
Chloromethane	0.001	0.005	84	<0.00114		<0.00115		<0.00115		<0.00107		<0.00113		<0.00118		<0.00101		<0.00107		<0.00119		<0.00110		<0.00105	
cis-1,2-Dichloroethene	0.001	0.005	720	<0.00114		<0.00115		<0.00115		<0.00107		<0.00113		<0.00118		<0.00101		<0.00107		<0.00119		<0.00110		<0.00105	
cis-1,3-Dichloropropene	0.001	0.005	7.1	<0.00114		<0.00115		<0.00115		<0.00107		<0.00113		<0.00118		<0.00101		<0.00107		<0.00119		<0.00110		<0.00105	
Cyclohexane	0.005	0.015	42000	<0.00571 N	X7	<0.00576 N	X7	<0.00577 N	X7	<0.00534 N	X7	<0.00565 N	X7	<0.00591 N	X7	<0.00505 N	X7	<0.00533 N	X7	<0.00594 N	X7	<0.00551 N	X7	<0.00523 N	X7
Dibromochloromethane	0.001	0.005	72	<0.00114		<0.00115		<0.00115		<0.00107		<0.00113		<0.00118		<0.00101		<0.00107		<0.00119		<0.00110		<0.00105	
Dichlorodifluoromethane	0.001	0.005	12000	<0.00114		<0.00115		<0.00115		<0.00107		<0.00113		<0.00118		<0.00101		<0.00107		<0.00119		<0.00110		<0.00105	
Ethylbenzene	0.001	0.005	4000	<0.00114		<0.00115		<0.00115		<0.00107		<0.00113		<0.00118		<0.00101		<0.00107		<0.00119		<0.00110		<0.00105	
Isopropylbenzene	0.001	0.005	3000	<0.00114		<0.00115		<0.00115		<0.00107		<0.00113		<0.00118		<0.00101		<0.00107		<0.00119		<0.00110		<0.00105	
m,p-Xylene	0.001	0.005	4700	<0.00114		<0.00115		<0.00115		<0.00107		<0.00113		<0.00118		<0.00101		<0.00107		<0.00119		<0.00110		<0.00105	
Methyl Acetate	0.005	0.015	4500	<0.00571		<0.00576		<0.00577		<0.00534		<0.00565		<0.00591		<0.00505		<0.00533		<0.00594		<0.00551		<0.00523	
Methyl tert-butyl ether	0.001	0.005	590	<0.00114		<0.00115		<0.00115		<0.00107		<0.00113		<0.00118		<0.00101		<0.00107		<0.00119		<0.00110		<0.00105	
Methylcyclohexane	0.005	0.015	22000	<0.00571		<0.00576		<0.00577		<0.00534		<0.00565		<0.00591		<0.00505		<0.00533		<0.00594		<0.00551		<0.00523	
Methylene chloride	0.005	0.005	260	<0.00571		<0.00576		<0.00577		<0.00534		<0.00565		<0.00591		<0.00505		<0.00533		<0.00594		<0.00551		<0.00523	
o-Xylene	0.001	0.005	29000	<0.00114		<0.00115		<0.00115		<0.00107		<0.00113		<0.00118		<0.00101		<0.00107		<0.00119		<0.00110		<0.00105	
Styrene	0.001	0.005	4300	<0.00114		<0.00115		<0.00115		<0.00107		<0.00113		<0.00118		<0.00101		<0.00107		<0.00119		<0.00110		<0.00105	
Tetrachloroethene	0.001	0.005	94	<0.00114		<0.00115		<0.00115		<0.00107		<0.00113		<0.00118		<0.00101		<0.00107		<0.00119		<0.00110		<0.00105	
Toluene	0.001	0.005	5400	<0.00114		<0.00115		<0.00115		<0.00107		<0.00113		<0.00118		<0.00101		<0.00107		<0.00119		<0.00110		<0.00105	
trans-1,2-Dichloroethene	0.001	0.005	370	<0.00114		<0.00115		<0.00115		<0.00107		<0.00113		<0.00118		<0.00101		<0.00107		<0.00119		<0.00110		<0.00105	
trans-1,3-Dichloropropene	0.001	0.005	26	<0.00114		<0.00115		<0.00115		<0.00107		<0.00113		<0.00118		<0.00101		<0.00107		<0.00119		<0.00110		<0.00105	
Trichloroethene	0.001	0.005	68	<0.00114		<0.00115		<0.00115		<0.00107		<0.00113		<0.00118		<0.00101		<0.00107		<0.00119		<0.00110		<0.00105	
Trichlorofluoromethane	0.005	0.015	12000	<0.00571		<0.00576		<0.00577		<0.00534		<0.00565		<0.00591		<0.00505		<0.00533		<0.00594		<0.00551		<0.00523	
Vinyl chloride	0.001	0.005	3.4	<0.00114		<0.00115		<0.00115		<0.00107		<0.00113		<0.00118		<0.00101		<0.00107		<0.00119		<0.00110		<0.00105	

Notes:

J = Analyte detected between MDL and RL or SDL and RL

N = Parameter not NELAC Certified

MDL = Method Detection Limit

MQL = Method Quantitation Limit

Bold = Detectable Concentration

DUS Qualifier Flags

U = Blank affected: the analyte was not detected above 5x (10x for common contaminants) the level in an associated blank.

UJ = Estimated data; The analyte was not detected above the reported Sample Detection Limit (SDL) however, the SDL is approximate due to exceedance of one or more QC requirements.

J = Estimated data; The reported sample concentration or mass is approximate due to exceedance of one or more QC requirements.

X7 = The laboratory is not NELAC accredited under the Texas Laboratory Accrediation Program for this analyte in this matrix analyzed by this method. The TCEQ does not offer accreditation for this analyte, in this matrix, analyzed by this method.

H = Bias in sample result is likely to be high

L = Bias in sample result is likely to be low

Table 1a Levels VOCs in Soil

COC	Laboratory MDL (mg/Kg)	Laboratory MQL (mg/Kg)	Health-based Benchmark $^{Tot}Soil_{Comb}$ 30 Acre Source Area (mg/kg)	SO-SB21-01 10-22-2010	DUS Qualifier	SO-SB23-01 10-22-2010	DUS Qualifier	SO-SB25-01 10-22-2010	DUS Qualifier	SO-SB26-01 10-21-2010	DUS Qualifier	SO-SB27-01 10-22-2010	DUS Qualifier	SO-SB28-01 10-22-2010	DUS Qualifier	SO-SB29-01 10-22-2010	DUS Qualifier	SO-SB32-01 10-22-2010	DUS Qualifier	SO-SB33-01 10-18-2010	DUS Qualifier	SO-SB33-02 10-18-2010	DUS Qualifier
Sample Depth (ft)				17.5-20		12.5-15		12.5-15		12.5-15		12.5-15		12.5-15		12.5-15		10-15		5-7.5		12.5-15	
1,1,1-Trichloroethane	0.001	0.005	32000	<0.00114		<0.00110		<0.000975		<0.000976		<0.00116		<0.00106		<0.00104		<0.00117		<0.000989		<0.00105	
1,1,2,2-Tetrachloroethane	0.001	0.005	4	<0.00114		<0.00110		<0.000975		<0.000976		<0.00116		<0.00106		<0.00104		<0.00117		<0.000989		<0.00105	
1,1,2-Trichloroethane	0.001	0.005	10	<0.00114		<0.00110		<0.000975		<0.000976		<0.00116		<0.00106		<0.00104		<0.00117		<0.000989		<0.00105	
1,1,2-Trichlorotrifluoroethane	0.005	0.015	220000	<0.00570		<0.00550		<0.00487		<0.00488		<0.00581		<0.00532		<0.00522		<0.00585		<0.00494		<0.00526	
1,1-Dichloroethane	0.001	0.005	2600	<0.00114		<0.00110		<0.000975		<0.000976		<0.00116		<0.00106		<0.00104		<0.00117		<0.000989		<0.00105	
1,1-Dichloroethene	0.001	0.005	1600	<0.00114		<0.00110		<0.000975		<0.000976		<0.00116		<0.00106		<0.00104		<0.00117		<0.000989		<0.00105	
1,2,4-Trichlorobenzene	0.001	0.005	71	<0.00114		<0.00110		<0.000975		<0.000976		<0.00116		<0.00106		<0.00104		<0.00117		<0.000989		<0.00105	
1,2-Dibromo-3-chloropropane	0.001	0.005	0.08	<0.00114		<0.00110		<0.000975		<0.000976		<0.00116		<0.00106		<0.00104		<0.00117		<0.000989		<0.00105	
1,2-Dibromoethane (Ethylene dibromide)	0.001	0.005	0.43	<0.00114		<0.00110		<0.000975		<0.000976		<0.00116		<0.00106		<0.00104		<0.00117		<0.000989		<0.00105	
1,2-Dichlorobenzene	0.001	0.005	390	<0.00114		<0.00110		<0.000975		<0.000976		<0.00116		<0.00106		<0.00104		<0.00117		<0.000989		<0.00105	
1,2-Dichloroethane	0.001	0.005	6.4	<0.00114		<0.00110		<0.000975		<0.000976		<0.00116		<0.00106		<0.00104		<0.00117		<0.000989		<0.00105	
1,2-Dichloropropane	0.001	0.005	31	<0.00114		<0.00110		<0.000975		<0.000976		<0.00116		<0.00106		<0.00104		<0.00117		<0.000989		<0.00105	
1,3-Dichlorobenzene	0.001	0.005	62	<0.00114		<0.00110		<0.000975		<0.000976		<0.00116		<0.00106		<0.00104		<0.00117		<0.000989		<0.00105	
1,4-Dichlorobenzene	0.001	0.005	250	<0.00114		<0.00110		<0.000975		<0.000976		<0.00116		<0.00106		<0.00104		<0.00117		<0.000989		<0.00105	
2-Butanone (Methyl ethyl ketone)	0.005	0.015	27000	<0.00570		<0.00550		<0.00487		<0.00488		<0.00581		<0.00532		<0.00522		<0.00585		<0.00494		<0.00526	
2-Hexanone	0.005	0.015	210	<0.00570		<0.00550		<0.00487		<0.00488		<0.00581		<0.00532		<0.00522		<0.00585		<0.00494		<0.00526	
4-Methyl-2-pentanone (Methyl isobutyl ketone)	0.005	0.015	5400	<0.00570		<0.00550		<0.00487		<0.00488		<0.00581		<0.00532		<0.00522		<0.00585		<0.00494		<0.00526	
Acetone	0.015	0.05	5400	<0.0171		<0.0165		<0.0146		<0.0146		<0.0174		<0.0160		<0.0157		<0.0175		**0.0355 J**	U	<0.0158	
Benzene	0.001	0.005	48	<0.00114		<0.00110		<0.000975		<0.000976		<0.00116		<0.00106		<0.00104		<0.00117		<0.000989		<0.00105	
Bromodichloromethane	0.001	0.005	98	<0.00114		<0.00110		<0.000975		<0.000976		<0.00116		<0.00106		<0.00104		<0.00117		<0.000989		<0.00105	
Bromoform	0.001	0.005	280	<0.00114		<0.00110		<0.000975		<0.000976		<0.00116		<0.00106		<0.00104		<0.00117		<0.000989		<0.00105	
Bromomethane	0.001	0.005	29	<0.00114		<0.00110		<0.000975		<0.000976		<0.00116		<0.00106		<0.00104		<0.00117		<0.000989		<0.00105	
Carbon disulfide	0.001	0.005	3300	<0.00114		<0.00110		<0.000975		<0.000976		<0.00116		<0.00106		<0.00104		<0.00117		<0.000989		<0.00105	
Carbon tetrachloride	0.001	0.005	9.7	<0.00114		<0.00110		<0.000975		<0.000976		<0.00116		<0.00106		<0.00104		<0.00117		<0.000989		<0.00105	
Chlorobenzene	0.001	0.005	320	<0.00114		<0.00110		<0.000975		<0.000976		<0.00116		<0.00106		<0.00104		<0.00117		<0.000989		<0.00105	
Chloroethane	0.001	0.005	23000	<0.00114		<0.00110		<0.000975		<0.000976		<0.00116		<0.00106		<0.00104		<0.00117		<0.000989		<0.00105	
Chloroform	0.001	0.005	8	<0.00114		<0.00110		<0.000975		<0.000976		<0.00116		<0.00106		<0.00104		<0.00117		<0.000989		<0.00105	
Chloromethane	0.001	0.005	84	<0.00114		<0.00110		<0.000975		<0.000976		<0.00116		<0.00106		<0.00104		<0.00117		<0.000989		<0.00105	
cis-1,2-Dichloroethene	0.001	0.005	720	<0.00114		<0.00110		<0.000975		<0.000976		<0.00116		<0.00106		<0.00104		<0.00117		<0.000989		<0.00105	
cis-1,3-Dichloropropene	0.001	0.005	7.1	<0.00114		<0.00110		<0.000975		<0.000976		<0.00116		<0.00106		<0.00104		<0.00117		<0.000989		<0.00105	
Cyclohexane	0.005	0.015	42000	<0.00570 N	X7	<0.00550 N	X7	<0.00487 N	X7	<0.00488 N	X7	<0.00581 N	X7	<0.00532 N	X7	<0.00522 N	X7	<0.00585 N	X7	<0.00494 N	X7	<0.00526 N	X7
Dibromochloromethane	0.001	0.005	72	<0.00114		<0.00110		<0.000975		<0.000976		<0.00116		<0.00106		<0.00104		<0.00117		<0.000989		<0.00105	
Dichlorodifluoromethane	0.001	0.005	12000	<0.00114		<0.00110		<0.000975		<0.000976		<0.00116		<0.00106		<0.00104		<0.00117		<0.000989		<0.00105	
Ethylbenzene	0.001	0.005	4000	<0.00114		<0.00110		<0.000975		<0.000976		<0.00116		<0.00106		<0.00104		<0.00117		<0.000989		<0.00105	
Isopropylbenzene	0.001	0.005	3000	<0.00114		<0.00110		<0.000975		<0.000976		<0.00116		<0.00106		<0.00104		<0.00117		<0.000989		<0.00105	
m,p-Xylene	0.001	0.005	4700	<0.00114		<0.00110		<0.000975		<0.000976		<0.00116		<0.00106		<0.00104		<0.00117		<0.000989		<0.00105	
Methyl Acetate	0.005	0.015	4500	<0.00570		<0.00550		<0.00487		<0.00488		<0.00581		<0.00532		<0.00522		<0.00585		<0.00494		<0.00526	
Methyl tert-butyl ether	0.001	0.005	590	<0.00114		<0.00110		<0.000975		<0.000976		<0.00116		<0.00106		<0.00104		<0.00117		<0.000989		<0.00105	
Methylcyclohexane	0.005	0.015	22000	<0.00570		<0.00550		<0.00487		<0.00488		<0.00581		<0.00532		<0.00522		<0.00585		<0.00494		<0.00526	
Methylene chloride	0.005	0.005	260	<0.00570		<0.00550		<0.00487		<0.00488		<0.00581		<0.00532		<0.00522		<0.00585		<0.00494		<0.00526	
o-Xylene	0.001	0.005	29000	<0.00114		<0.00110		<0.000975		<0.000976		<0.00116		<0.00106		<0.00104		<0.00117		<0.000989		<0.00105	
Styrene	0.001	0.005	4300	<0.00114		<0.00110		<0.000975		<0.000976		<0.00116		<0.00106		<0.00104		<0.00117		<0.000989		<0.00105	
Tetrachloroethene	0.001	0.005	94	<0.00114		<0.00110		<0.000975		<0.000976		<0.00116		<0.00106		<0.00104		<0.00117		<0.000989		<0.00105	
Toluene	0.001	0.005	5400	<0.00114		<0.00110		<0.000975		<0.000976		<0.00116		<0.00106		<0.00104		<0.00117		<0.000989		<0.00105	
trans-1,2-Dichloroethene	0.001	0.005	370	<0.00114		<0.00110		<0.000975		<0.000976		<0.00116		<0.00106		<0.00104		<0.00117		<0.000989		<0.00105	
trans-1,3-Dichloropropene	0.001	0.005	26	<0.00114		<0.00110		<0.000975		<0.000976		<0.00116		<0.00106		<0.00104		<0.00117		<0.000989		<0.00105	
Trichloroethene	0.001	0.005	68	<0.00114		<0.00110		<0.000975		<0.000976		<0.00116		<0.00106		<0.00104		<0.00117		<0.000989		<0.00105	
Trichlorofluoromethane	0.005	0.015	12000	<0.00570	UJL	<0.00550	UJL	<0.00487	UJL	<0.00488		<0.00581	UJL	<0.00532	UJL	<0.00522	UJL	<0.00585	UJL	<0.00494		<0.00526	
Vinyl chloride	0.001	0.005	3.4	<0.00114		<0.00110		<0.000975		<0.000976		<0.00116		<0.00106		<0.00104		<0.00117		<0.000989		<0.00105	

Notes:

J = Analyte detected between MDL and RL or SDL and RL

N = Parameter not NELAC Certified

MDL = Method Detection Limit

MQL = Method Quantitation Limit

Bold = Detectable Concentration

DUS Qualifier Flags

U = Blank affected: the analyte was not detected above 5x (10x for common contaminants) the level in an associated blank.

UJ = Estimated data; The analyte was not detected above the reported Sample Detection Limit (SDL) however, the SDL is approximate due to exceedance of one or more QC requirements.

J = Estimated data; The reported sample concentration or mass is approximate due to exceedance of one or more QC requirements.

X7 = The laboratory is not NELAC accredited under the Texas Laboratory Accrediation Program for this analyte in this matrix analyzed by this method. The TCEQ does not offer accreditation for this analyte, in this matrix, analyzed by this method.

H = Bias in sample result is likely to be high

L = Bias in sample result is likely to be low

Table 1a Levels VOCs in Soil

COC	Laboratory MDL (mg/Kg)	Laboratory MQL (mg/Kg)	Health-based Benchmark $^{Tot}Soil_{Comb}$ 30 Acre Source Area (mg/kg)	SO-SB36-01 10-22-2010	DUS Qualifier	SO-SB37-01 10-22-2010	DUS Qualifier	SO-SB38-01 10-22-2010	DUS Qualifier	SO-SB39-01 10-22-2010	DUS Qualifier	SO-SB40-01 10-22-2010	DUS Qualifier	SO-FD-07 Duplicate Sample of SO-SB40-01 10-22-2010	DUS Qualifier
Sample Depth (ft)				5-10		5-10		10-12.5		10-14		5-10		5-10	
1,1,1-Trichloroethane	0.001	0.005	32000	<0.00113		<0.00109		<0.00105		<0.00102		<0.00139		<0.00147	
1,1,2,2-Tetrachloroethane	0.001	0.005	4	<0.00113		<0.00109		<0.00105		<0.00102		<0.00139		<0.00147	
1,1,2-Trichloroethane	0.001	0.005	10	<0.00113		<0.00109		<0.00105		<0.00102		<0.00139		<0.00147	
1,1,2-Trichlorotrifluoroethane	0.005	0.015	220000	<0.00563		<0.00546		<0.00526		<0.00510		<0.00697		<0.00734	
1,1-Dichloroethane	0.001	0.005	2600	<0.00113		<0.00109		<0.00105		<0.00102		<0.00139		<0.00147	
1,1-Dichloroethene	0.001	0.005	1600	<0.00113		<0.00109		<0.00105		<0.00102		<0.00139		<0.00147	
1,2,4-Trichlorobenzene	0.001	0.005	71	<0.00113		<0.00109		<0.00105		<0.00102		<0.00139		<0.00147	
1,2-Dibromo-3-chloropropane	0.001	0.005	0.08	<0.00113		<0.00109		<0.00105		<0.00102		<0.00139		<0.00147	
1,2-Dibromoethane (Ethylene dibromide)	0.001	0.005	0.43	<0.00113		<0.00109		<0.00105		<0.00102		<0.00139		<0.00147	
1,2-Dichlorobenzene	0.001	0.005	390	<0.00113		<0.00109		<0.00105		<0.00102		<0.00139		<0.00147	
1,2-Dichloroethane	0.001	0.005	6.4	<0.00113		<0.00109		<0.00105		<0.00102		<0.00139		<0.00147	
1,2-Dichloropropane	0.001	0.005	31	<0.00113		<0.00109		<0.00105		<0.00102		<0.00139		<0.00147	
1,3-Dichlorobenzene	0.001	0.005	62	<0.00113		<0.00109		<0.00105		<0.00102		<0.00139		<0.00147	
1,4-Dichlorobenzene	0.001	0.005	250	<0.00113		<0.00109		<0.00105		<0.00102		<0.00139		<0.00147	
2-Butanone (Methyl ethyl ketone)	0.005	0.015	27000	<0.00563		<0.00546		<0.00526		<0.00510		<0.00697		<0.00734	
2-Hexanone	0.005	0.015	210	<0.00563		<0.00546		<0.00526		<0.00510		<0.00697		<0.00734	
4-Methyl-2-pentanone (Methyl isobutyl ketone)	0.005	0.015	5400	<0.00563		<0.00546		<0.00526		<0.00510		<0.00697		<0.00734	
Acetone	0.015	0.05	5400	<0.0169		<0.0164		<0.0158		<0.0153		**0.0357 J**	J	**0.0386 J**	J
Benzene	0.001	0.005	48	<0.00113		<0.00109		<0.00105		<0.00102		<0.00139		<0.00147	
Bromodichloromethane	0.001	0.005	98	<0.00113		<0.00109		<0.00105		<0.00102		<0.00139		<0.00147	
Bromoform	0.001	0.005	280	<0.00113		<0.00109		<0.00105		<0.00102		<0.00139		<0.00147	
Bromomethane	0.001	0.005	29	<0.00113		<0.00109		<0.00105		<0.00102		<0.00139		<0.00147	
Carbon disulfide	0.001	0.005	3300	<0.00113		<0.00109		<0.00105		<0.00102		<0.00139		<0.00147	
Carbon tetrachloride	0.001	0.005	9.7	<0.00113		<0.00109		<0.00105		<0.00102		<0.00139		<0.00147	
Chlorobenzene	0.001	0.005	320	<0.00113		<0.00109		<0.00105		<0.00102		<0.00139		<0.00147	
Chloroethane	0.001	0.005	23000	<0.00113		<0.00109		<0.00105		<0.00102		<0.00139		<0.00147	
Chloroform	0.001	0.005	8	<0.00113		<0.00109		<0.00105		<0.00102		<0.00139		<0.00147	
Chloromethane	0.001	0.005	84	<0.00113		<0.00109		<0.00105		<0.00102		<0.00139		<0.00147	
cis-1,2-Dichloroethene	0.001	0.005	720	<0.00113		<0.00109		<0.00105		<0.00102		<0.00139		<0.00147	
cis-1,3-Dichloropropene	0.001	0.005	7.1	<0.00113		<0.00109		<0.00105		<0.00102		<0.00139		<0.00147	
Cyclohexane	0.005	0.015	42000	<0.00563 N	X7	<0.00546 N	X7	<0.00526 N	X7	<0.00510 N	X7	<0.00697 N	X7	<0.00734 N	X7
Dibromochloromethane	0.001	0.005	72	<0.00113		<0.00109		<0.00105		<0.00102		<0.00139		<0.00147	
Dichlorodifluoromethane	0.001	0.005	12000	<0.00113		<0.00109		<0.00105		<0.00102		<0.00139		<0.00147	
Ethylbenzene	0.001	0.005	4000	<0.00113		<0.00109		<0.00105		<0.00102		<0.00139		<0.00147	
Isopropylbenzene	0.001	0.005	3000	<0.00113		<0.00109		<0.00105		<0.00102		<0.00139		<0.00147	
m,p-Xylene	0.001	0.005	4700	<0.00113		<0.00109		<0.00105		<0.00102		<0.00139		<0.00147	
Methyl Acetate	0.005	0.015	4500	<0.00563		<0.00546		<0.00526		<0.00510		<0.00697		<0.00734	
Methyl tert-butyl ether	0.001	0.005	590	<0.00113		<0.00109		<0.00105		<0.00102		<0.00139		<0.00147	
Methylcyclohexane	0.005	0.015	22000	<0.00563		<0.00546		<0.00526		<0.00510		<0.00697		<0.00734	
Methylene chloride	0.005	0.005	260	<0.00563		<0.00546		<0.00526		<0.00510		<0.00697		<0.00734	
o-Xylene	0.001	0.005	29000	<0.00113		<0.00109		<0.00105		<0.00102		<0.00139		<0.00147	
Styrene	0.001	0.005	4300	<0.00113		<0.00109		<0.00105		<0.00102		<0.00139		<0.00147	
Tetrachloroethene	0.001	0.005	94	<0.00113		<0.00109		<0.00105		<0.00102		<0.00139		<0.00147	
Toluene	0.001	0.005	5400	<0.00113		<0.00109		<0.00105		<0.00102		<0.00139		<0.00147	
trans-1,2-Dichloroethene	0.001	0.005	370	<0.00113		<0.00109		<0.00105		<0.00102		<0.00139		<0.00147	
trans-1,3-Dichloropropene	0.001	0.005	26	<0.00113		<0.00109		<0.00105		<0.00102		<0.00139		<0.00147	
Trichloroethene	0.001	0.005	68	<0.00113		<0.00109		<0.00105		<0.00102		<0.00139		<0.00147	
Trichlorofluoromethane	0.005	0.015	12000	<0.00563	UJL	<0.00546	UJL	<0.00526	UJL	<0.00510	UJL	<0.00697	UJL	<0.00734	UJL
Vinyl chloride	0.001	0.005	3.4	<0.00113		<0.00109		<0.00105		<0.00102		<0.00139		<0.00147	

Notes:

J = Analyte detected between MDL and RL or SDL and RL
N = Parameter not NELAC Certified
MDL = Method Detection Limit
MQL = Method Quantitation Limit
Bold = Detectable Concentration

DUS Qualifier Flags

U = Blank affected: the analyte was not detected above 5x (10x for common contaminants) the level in an associated blank.
UJ = Estimated data; The analyte was not detected above the reported Sample Detection Limit (SDL) however, the SDL is approximate due to exceedance of one or more QC requirements.
J = Estimated data; The reported sample concentration or mass is approximate due to exceedance of one or more QC requirements.
X7 = The laboratory is not NELAC accredited under the Texas Laboratory Accrediation Program for this analyte in this matrix analyzed by this method. The TCEQ does not offer accreditation for this analyte, in this matrix, analyzed by this method.
H = Bias in sample result is likely to be high
L = Bias in sample result is likely to be low

Table 1b Levels PAHs in Soil

COC	Laboratory MDL (mg/Kg)	Laboratory MQL (mg/Kg)	Health-based Benchmark $^{Tot}Soil_{Comb}$ 30 Acre Source Area (mg/kg)	SO-MW1-01 10-19-2010	SO-FD-2 Duplicate Sample of SO-MW1-01 10-19-2010	SO-MW1-02 10-19-2010	SO-MW2-01 10-19-2010	SO-MW2-02 10-19-2010	SO-MW3-01 10-19-2010	SO-FD-3 Duplicate Sample of SO-MW3-01 10-19-2010	SO-MW4-01 10-20-2010	DUS Qualifier	SO-MW5-01 10-20-2010	DUS Qualifier	SO MW-6 01 10-18-2010	SO MW-6 02 10-18-2010	SO-MW7-01 10-20-2010	SO-MW8-01 10-20-2010	SO-MW8-02 10-20-2010
Sample Depth (ft)				10-15	10-15	15-20	0-2.5	12.5-15	10-12	10-12	10-12.5		10-13		0-2.5	12.5-15	12.5-15	7.5-10	10-12.5
Acenaphthene	0.02	0.05	3000	<0.0225	<0.0231	<0.0227	<0.0225	<0.0221	<0.0224	<0.0230	<0.0234		<0.0232	UJL	<0.0242	<0.0242	<0.0236	<0.0245	<0.0258
Acenaphthylene	0.01	0.05	3800	<0.0113	<0.0115	<0.0114	<0.0113	<0.0110	<0.0112	<0.0115	<0.0117		<0.0116		<0.0121	<0.0121	<0.0118	<0.0122	<0.0129
Anthracene	0.01	0.05	18000	<0.0113	<0.0115	<0.0114	<0.0113	<0.0110	<0.0112	<0.0115	<0.0117		<0.0116		<0.0121	<0.0121	<0.0118	<0.0122	<0.0129
Benzo[a]anthracene	0.02	0.05	5.6	<0.0225	<0.0231	<0.0227	<0.0225	<0.0221	<0.0224	<0.0230	<0.0234		<0.0232		<0.0242	<0.0242	<0.0236	<0.0245	<0.0258
Benzo[a]pyrene	0.03	0.05	56	<0.0338	<0.0346	<0.0341	<0.0338	<0.0331	<0.0336	<0.0345	<0.0351		<0.0348		<0.0363	<0.0363	<0.0354	<0.0367	<0.0387
Benzo[b]fluoranthene	0.02	0.05	5.7	<0.0225	<0.0231	<0.0227	<0.0225	<0.0221	<0.0224	<0.0230	<0.0234		<0.0232		<0.0242	<0.0242	<0.0236	<0.0245	<0.0258
Benzo[g,h,i]perylene	0.02	0.05	1800	<0.0225	<0.0231	<0.0227	<0.0225	<0.0221	<0.0224	<0.0230	<0.0234		<0.0232		<0.0242	<0.0242	<0.0236	<0.0245	<0.0258
Benzo[k]fluoranthene	0.03	0.05	57	<0.0338	<0.0346	<0.0341	<0.0338	<0.0331	<0.0336	<0.0345	<0.0351		<0.0348		<0.0363	<0.0363	<0.0354	<0.0367	<0.0387
Chrysene	0.02	0.05	560	<0.0225	<0.0231	<0.0227	<0.0225	<0.0221	<0.0224	<0.0230	<0.0234		<0.0232		<0.0242	<0.0242	<0.0236	<0.0245	<0.0258
Dibenz[a,h]anthracene	0.02	0.05	0.55	<0.0225	<0.0231	<0.0227	<0.0225	<0.0221	<0.0224	<0.0230	<0.0234		<0.0232		<0.0242	<0.0242	<0.0236	<0.0245	<0.0258
Fluoranthene	0.01	0.05	2300	<0.0113	<0.0115	<0.0114	<0.0113	<0.0110	<0.0112	<0.0115	<0.0117		<0.0116		<0.0121	<0.0121	<0.0118	<0.0122	<0.0129
Fluorene	0.01	0.05	2300	<0.0113	<0.0115	<0.0114	<0.0113	<0.0110	<0.0112	<0.0115	<0.0117		<0.0116		<0.0121	<0.0121	<0.0118	<0.0122	<0.0129
Indeno[1,2,3-cd]pyrene	0.01	0.05	5.7	<0.0113	<0.0115	<0.0114	<0.0113	<0.0110	<0.0112	<0.0115	<0.0117		<0.0116		<0.0121	<0.0121	<0.0118	<0.0122	<0.0129
Naphthalene	0.01	0.05	120	<0.0113	<0.0115	<0.0114	<0.0113	<0.0110	<0.0112	<0.0115	<0.0117		<0.0116	UJL	<0.0121	<0.0121	<0.0118	<0.0122	<0.0129
Phenanthrene	0.01	0.05	1700	<0.0113	<0.0115	<0.0114	<0.0113	<0.0110	<0.0112	<0.0115	<0.0117		<0.0116		<0.0121	<0.0121	<0.0118	<0.0122	<0.0129
Pyrene	0.02	0.05	1700	<0.0225	<0.0231	<0.0227	<0.0225	<0.0221	<0.0224	<0.0230	<0.0234		<0.0232		<0.0242	<0.0242	<0.0236	<0.0245	<0.0258

Notes:

J = Analyte detected between MDL and RL or SDL and RL

N = Parameter not NELAC Certified

MDL = Method Detection Limit

MQL = Method Quantitation Limit

Bold = Detectable Concentration

DUS Qualifier Flags

U = Blank affected: the analyte was not detected above 5x (10x for common contaminants) the level in an associated blank.

UJ = Estimated data; The analyte was not detected above the reported Sample Detection Limit (SDL) however, the SDL is approximate due to exceedance of one or more QC requirements.

J = Estimated data; The reported sample concentration or mass is approximate due to exceedance of one or more QC requirements.

X7 = The laboratory is not NELAC accredited under the Texas Laboratory Accrediation Program for this analyte in this matrix analyzed by this method. The TCEQ does not offer accreditation for this analyte, in this matrix, analyzed by this method.

H = Bias in sample result is likely to be high

L = Bias in sample result is likely to be low

(See Data Usability Summary Report for more details)

Table 1b Levels PAHs in Soil

COC	Laboratory MDL (mg/Kg)	Laboratory MQL (mg/Kg)	Health-based Benchmark $^{Tot}Soil_{Comb}$ 30 Acre Source Area (mg/kg)	SO-MW8-03 10-20-2010	DUS Qualifier	SO-SB1-01 10-21-2010	DUS Qualifier	SO-FD-4 Duplicate Sample of SO-SB1-01 10-21-2010	DUS Qualifier	SO-SB2-01 10-21-2010	DUS Qualifier	SO-SB2-02 10-21-2010	DUS Qualifier	SO-SB3-01 10-21-2010	DUS Qualifier	SO-SB4-01 10-22-2010	SO-SB5-01 10-22-2010	DUS Qualifier	SO-FD-6 Duplicate Sample of SO-SB-5-01 10-22-2010	DUS Qualifier	SO-SB5-02 10-22-2010	DUS Qualifier	SO-SB6-01 10-18-2010
Sample Depth (ft)				12.5-15		12.5-15		12.5-15		0-5		10-13		7.5-10		15-17.5	5-10		5-10		10-15		5-7.5
Acenaphthene	0.02	0.05	3000	<0.0238	UJL	<0.0225	UJL	<0.0225	UJL	<0.0217	UJL	<0.0237	UJL	<0.0244	UJL	<0.0235	**0.145**	J	<0.0236	UJ	**0.129**	J	<0.0244
Acenaphthylene	0.01	0.05	3800	<0.0119		<0.0113		<0.0113		<0.0109		<0.0118		<0.0122		<0.0117	<0.0117		<0.0118		<0.0116		<0.0122
Anthracene	0.01	0.05	18000	<0.0119		<0.0113		<0.0113		<0.0109		<0.0118		<0.0122		<0.0117	**0.0132 J**	J	<0.0118		**0.0482 J**	J	<0.0122
Benzo[a]anthracene	0.02	0.05	5.6	<0.0238		<0.0225		<0.0225		<0.0217		<0.0237		<0.0244		<0.0235	<0.0234		<0.0236		**0.0354 J**	J	<0.0244
Benzo[a]pyrene	0.03	0.05	56	<0.0358		<0.0338		<0.0338		<0.0326		<0.0355		<0.0366		<0.0352	<0.0351		<0.0354		<0.0347		<0.0366
Benzo[b]fluoranthene	0.02	0.05	5.7	<0.0238		<0.0225		<0.0225		<0.0217		<0.0237		<0.0244		<0.0235	<0.0234		<0.0236		<0.0231		<0.0244
Benzo[g,h,i]perylene	0.02	0.05	1800	<0.0238		<0.0225		<0.0225		<0.0217		<0.0237		<0.0244		<0.0235	<0.0234		<0.0236		<0.0231		<0.0244
Benzo[k]fluoranthene	0.03	0.05	57	<0.0358		<0.0338		<0.0338		<0.0326		<0.0355		<0.0366		<0.0352	<0.0351		<0.0354		<0.0347		<0.0366
Chrysene	0.02	0.05	560	<0.0238		<0.0225		<0.0225		<0.0217		<0.0237		<0.0244		<0.0235	<0.0234		<0.0236		<0.0231		<0.0244
Dibenz[a,h]anthracene	0.02	0.05	0.55	<0.0238		<0.0225		<0.0225		<0.0217		<0.0237		<0.0244		<0.0235	<0.0234		<0.0236		<0.0231		<0.0244
Fluoranthene	0.01	0.05	2300	<0.0119		<0.0113		<0.0113		<0.0109		<0.0118		<0.0122		<0.0117	**0.0129 J**	J	<0.0118		**0.112**		<0.0122
Fluorene	0.01	0.05	2300	<0.0119		<0.0113		<0.0113		<0.0109		<0.0118		<0.0122		<0.0117	**0.0758**	J	<0.0118	UJ	**0.182**	J	<0.0122
Indeno[1,2,3-cd]pyrene	0.01	0.05	5.7	<0.0119		<0.0113		<0.0113		<0.0109		<0.0118		<0.0122		<0.0117	<0.0117		<0.0118		<0.0116		<0.0122
Naphthalene	0.01	0.05	120	<0.0119	UJL	<0.0113	UJL	<0.0113	UJL	<0.0109	UJL	<0.0118	UJL	<0.0122	UJL	<0.0117	**0.273**	J	**0.0356 J**	J	**1.50**	J	<0.0122
Phenanthrene	0.01	0.05	1700	<0.0119		<0.0113		<0.0113		<0.0109		<0.0118		<0.0122		<0.0117	**0.104**	J	**0.0281 J**	J	**0.334**	J	<0.0122
Pyrene	0.02	0.05	1700	<0.0238		<0.0225		<0.0225		<0.0217		<0.0237		<0.0244		<0.0235	<0.0234		<0.0236		**0.0878**		<0.0244

Notes:

J = Analyte detected between MDL and RL or SDL and RL

N = Parameter not NELAC Certified

MDL = Method Detection Limit

MQL = Method Quantitation Limit

Bold = Detectable Concentration

DUS Qualifier Flags

U = Blank affected: the analyte was not detected above 5x (10x for common contaminants) the level in an associated blank.

UJ = Estimated data; The analyte was not detected above the reported Sample Detection Limit (SDL) however, the SDL is approximate due to exceedance of one or more QC requirements.

J = Estimated data; The reported sample concentration or mass is approximate due to exceedance of one or more QC requirements.

X7 = The laboratory is not NELAC accredited under the Texas Laboratory Accrediation Program for this analyte in this matrix analyzed by this method. The TCEQ does not offer accreditation for this analyte, in this matrix, analyzed by this method.

H = Bias in sample result is likely to be high

L = Bias in sample result is likely to be low

Table 1b Levels PAHs in Soil

COC	Laboratory MDL (mg/Kg)	Laboratory MQL (mg/Kg)	Health-based Benchmark $^{Tot}Soil_{Comb}$ 30 Acre Source Area (mg/kg)	SO-SB7-01 10-18-2010	SO-SB7-02 10-18-2010	SO-SB8-01 10-18-2010	SO-SB9-01 10-19-2010	SO-SB10-01 10-19-2010	SO-SB11-01 10-21-2010	DUS Qualifier	SO-SB11-02 10-21-2010	DUS Qualifier	SO-SB12-01 10-21-2010	DUS Qualifier	SO-SB13-01 10-19-2010	SO-SB14-01 10-21-2010	DUS Qualifier	SO-SB14-02 10-21-2010	DUS Qualifier	SO-SB15-01 10-21-2010	DUS Qualifier	SO-SB16-01 10-21-2010	DUS Qualifier
Sample Depth (ft)				2.5-5	17.5-20	17.5-20	12.5-15	17.5-20	5-7.5		15-17.5		10-15		12.5-15	7.5-10		10-12.5		12.5-15		10-14	
Acenaphthene	0.02	0.05	3000	<0.0233	<0.0242	<0.0217	<0.0203	<0.0244	<0.0252	UJL	<0.0229	UJL	<0.0212	UJL	<0.0214	<0.0248	UJL	<0.0250	UJL	<0.0234	UJL	<0.0244	UJL
Acenaphthylene	0.01	0.05	3800	<0.0117	<0.0121	<0.0109	<0.0102	<0.0122	<0.0126		<0.0114		<0.0106		<0.0107	<0.0124		<0.0125		<0.0117		<0.0122	
Anthracene	0.01	0.05	18000	<0.0117	<0.0121	<0.0109	<0.0102	<0.0122	<0.0126		<0.0114		<0.0106		<0.0107	<0.0124		<0.0125		<0.0117		<0.0122	
Benzo[a]anthracene	0.02	0.05	5.6	<0.0233	<0.0242	<0.0217	<0.0203	<0.0244	<0.0252		<0.0229		<0.0212		<0.0214	<0.0248		<0.0250		<0.0234		<0.0244	
Benzo[a]pyrene	0.03	0.05	56	<0.0350	<0.0362	<0.0326	<0.0305	<0.0366	<0.0379		<0.0343		<0.0317		<0.0322	<0.0371		<0.0375		<0.0350		<0.0366	
Benzo[b]fluoranthene	0.02	0.05	5.7	<0.0233	<0.0242	<0.0217	<0.0203	<0.0244	<0.0252		<0.0229		<0.0212		<0.0214	<0.0248		<0.0250		<0.0234		<0.0244	
Benzo[g,h,i]perylene	0.02	0.05	1800	<0.0233	<0.0242	<0.0217	<0.0203	<0.0244	<0.0252		<0.0229		<0.0212		<0.0214	<0.0248		<0.0250		<0.0234		<0.0244	
Benzo[k]fluoranthene	0.03	0.05	57	<0.0350	<0.0362	<0.0326	<0.0305	<0.0366	<0.0379		<0.0343		<0.0317		<0.0322	<0.0371		<0.0375		<0.0350		<0.0366	
Chrysene	0.02	0.05	560	<0.0233	<0.0242	<0.0217	<0.0203	<0.0244	<0.0252		<0.0229		<0.0212		<0.0214	<0.0248		<0.0250		<0.0234		<0.0244	
Dibenz[a,h]anthracene	0.02	0.05	0.55	<0.0233	<0.0242	<0.0217	<0.0203	<0.0244	<0.0252		<0.0229		<0.0212		<0.0214	<0.0248		<0.0250		<0.0234		<0.0244	
Fluoranthene	0.01	0.05	2300	<0.0117	<0.0121	<0.0109	<0.0102	<0.0122	<0.0126		<0.0114		<0.0106		<0.0107	<0.0124		<0.0125		<0.0117		<0.0122	
Fluorene	0.01	0.05	2300	<0.0117	<0.0121	<0.0109	<0.0102	<0.0122	<0.0126		<0.0114		<0.0106		<0.0107	<0.0124		<0.0125		<0.0117		<0.0122	
Indeno[1,2,3-cd]pyrene	0.01	0.05	5.7	<0.0117	<0.0121	<0.0109	<0.0102	<0.0122	<0.0126		<0.0114		<0.0106		<0.0107	<0.0124		<0.0125		<0.0117		<0.0122	
Naphthalene	0.01	0.05	120	<0.0117	<0.0121	<0.0109	<0.0102	<0.0122	<0.0126	UJL	<0.0114	UJL	<0.0106	UJL	<0.0107	<0.0124	UJL	<0.0125	UJL	<0.0117	UJL	<0.0122	UJL
Phenanthrene	0.01	0.05	1700	<0.0117	<0.0121	<0.0109	<0.0102	<0.0122	<0.0126		<0.0114		<0.0106		<0.0107	<0.0124		<0.0125		<0.0117		<0.0122	
Pyrene	0.02	0.05	1700	<0.0233	<0.0242	<0.0217	<0.0203	<0.0244	<0.0252		<0.0229		<0.0212		<0.0214	<0.0248		<0.0250		<0.0234		<0.0244	

Notes:

J = Analyte detected between MDL and RL or SDL and RL

N = Parameter not NELAC Certified

MDL = Method Detection Limit

MQL = Method Quantitation Limit

Bold = Detectable Concentration

DUS Qualifier Flags

U = Blank affected: the analyte was not detected above 5x (10x for common contaminants) the level in an associated blank.

UJ = Estimated data; The analyte was not detected above the reported Sample Detection Limit (SDL) however, the SDL is approximate due to exceedance of one or more QC requirements.

J = Estimated data; The reported sample concentration or mass is approximate due to exceedance of one or more QC requirements.

X7 = The laboratory is not NELAC accredited under the Texas Laboratory Accrediation Program for this analyte in this matrix analyzed by this method. The TCEQ does not offer accreditation for this analyte, in this matrix, analyzed by this method.

H = Bias in sample result is likely to be high

L = Bias in sample result is likely to be low

Table 1b Levels PAHs in Soil

COC	Laboratory MDL (mg/Kg)	Laboratory MQL (mg/Kg)	Health-based Benchmark $^{Tot}Soil_{Comb}$ 30 Acre Source Area (mg/kg)	SO-SB17-01 10-21-2010	DUS Qualifier	SO-SB18-01 10-21-2010	DUS Qualifier	SO-FD-5 Duplicate Sample of SO-SB18-01 10-21-2010	DUS Qualifier	SO-SB19-01 10-21-2010	DUS Qualifier	SO-SB20-01 10-18-2010	SO-FD 01 Duplicate Sample of SO-SB20-01 10-21-2010	SO-SB21-01 10-22-2010	SO-SB23-01 10-22-2010	SO-SB25-01 10-22-2010	SO-SB26-01 10-21-2010	DUS Qualifier	SO-SB27-01 10-22-2010	SO-SB28-01 10-22-2010	SO-SB29-01 10-22-2010	SO-SB32-01 10-22-2010	SO-SB33-01 10-18-2010
Sample Depth (ft)				12.5-15		12.5-15		12.5-15		15-19		10-15	10-15	17.5-20	12.5-15	12.5-15	12.5-15		12.5-15	12.5-15	12.5-15	10-15	5-7.5
Acenaphthene	0.02	0.05	3000	<0.0247	UJL	<0.0236	UJL	<0.0232	UJL	<0.0262	UJL	<0.0258	<0.0247	<0.0230	<0.0236	<0.0221	<0.0233	UJL	<0.0252	<0.0235	<0.0237	<0.0258	<0.0226
Acenaphthylene	0.01	0.05	3800	<0.0124		<0.0118		<0.0116		<0.0131		<0.0129	<0.0123	<0.0115	<0.0118	<0.0111	<0.0116		<0.0126	<0.0117	<0.0119	<0.0129	<0.0113
Anthracene	0.01	0.05	18000	<0.0124		<0.0118		<0.0116		<0.0131		<0.0129	<0.0123	<0.0115	<0.0118	<0.0111	<0.0116		<0.0126	<0.0117	<0.0119	<0.0129	<0.0113
Benzo[a]anthracene	0.02	0.05	5.6	<0.0247		<0.0236		<0.0232		<0.0262		<0.0258	<0.0247	<0.0230	<0.0236	<0.0221	<0.0233		<0.0252	<0.0235	<0.0237	<0.0258	<0.0226
Benzo[a]pyrene	0.03	0.05	56	<0.0371		<0.0354		<0.0348		<0.0393		<0.0387	<0.0370	<0.0346	<0.0354	<0.0332	<0.0349		<0.0377	<0.0352	<0.0356	<0.0386	<0.0338
Benzo[b]fluoranthene	0.02	0.05	5.7	<0.0247		<0.0236		<0.0232		<0.0262		<0.0258	<0.0247	<0.0230	<0.0236	<0.0221	<0.0233		<0.0252	<0.0235	<0.0237	<0.0258	<0.0226
Benzo[g,h,i]perylene	0.02	0.05	1800	<0.0247		<0.0236		<0.0232		<0.0262		<0.0258	<0.0247	<0.0230	<0.0236	<0.0221	<0.0233		<0.0252	<0.0235	<0.0237	<0.0258	<0.0226
Benzo[k]fluoranthene	0.03	0.05	57	<0.0371		<0.0354		<0.0348		<0.0393		<0.0387	<0.0370	<0.0346	<0.0354	<0.0332	<0.0349		<0.0377	<0.0352	<0.0356	<0.0386	<0.0338
Chrysene	0.02	0.05	560	<0.0247		<0.0236		<0.0232		<0.0262		<0.0258	<0.0247	<0.0230	<0.0236	<0.0221	<0.0233		<0.0252	<0.0235	<0.0237	<0.0258	<0.0226
Dibenz[a,h]anthracene	0.02	0.05	0.55	<0.0247		<0.0236		<0.0232		<0.0262		<0.0258	<0.0247	<0.0230	<0.0236	<0.0221	<0.0233		<0.0252	<0.0235	<0.0237	<0.0258	<0.0226
Fluoranthene	0.01	0.05	2300	<0.0124		<0.0118		<0.0116		<0.0131		<0.0129	<0.0123	<0.0115	<0.0118	<0.0111	<0.0116		<0.0126	<0.0117	<0.0119	<0.0129	<0.0113
Fluorene	0.01	0.05	2300	<0.0124		<0.0118		<0.0116		<0.0131		<0.0129	<0.0123	<0.0115	<0.0118	<0.0111	<0.0116		<0.0126	<0.0117	<0.0119	<0.0129	<0.0113
Indeno[1,2,3-cd]pyrene	0.01	0.05	5.7	<0.0124		<0.0118		<0.0116		<0.0131		<0.0129	<0.0123	<0.0115	<0.0118	<0.0111	<0.0116		<0.0126	<0.0117	<0.0119	<0.0129	<0.0113
Naphthalene	0.01	0.05	120	<0.0124	UJL	<0.0118	UJL	<0.0116	UJL	<0.0131	UJL	<0.0129	<0.0123	<0.0115	<0.0118	<0.0111	<0.0116	UJL	<0.0126	<0.0117	<0.0119	<0.0129	<0.0113
Phenanthrene	0.01	0.05	1700	<0.0124		<0.0118		<0.0116		<0.0131		<0.0129	<0.0123	<0.0115	<0.0118	<0.0111	<0.0116		<0.0126	<0.0117	<0.0119	<0.0129	<0.0113
Pyrene	0.02	0.05	1700	<0.0247		<0.0236		<0.0232		<0.0262		<0.0258	<0.0247	<0.0230	<0.0236	<0.0221	<0.0233		<0.0252	<0.0235	<0.0237	<0.0258	<0.0226

Notes:

J = Analyte detected between MDL and RL or SDL and RL

N = Parameter not NELAC Certified

MDL = Method Detection Limit

MQL = Method Quantitation Limit

Bold = Detectable Concentration

DUS Qualifier Flags

U = Blank affected: the analyte was not detected above 5x (10x for common contaminants) the level in an associated blank.

UJ = Estimated data; The analyte was note detected above the reported Sample Detection Limit (SDL) however, the SDL is approximate due to exceedance of one or more QC requirements.

J = Estimated data; The reported sample concentration or mass is approximate due to exceedance of one or more QC requirements.

X7 = The laboratory is not NELAC accredited under the Texas Laboratory Accrediation Program for this analyte in this matrix analyzed by this method. The TCEQ does not offer accreditation for this analyte, in this matrix, analyzed by this method.

H = Bias in sample result is likely to be high

L = Bias in sample result is likely to be low

Table 1b Levels PAHs in Soil

COC	Laboratory MDL (mg/Kg)	Laboratory MQL (mg/Kg)	Health-based Benchmark $^{Tot}Soil_{Comb}$ 30 Acre Source Area (mg/kg)	SO-SB33-02 10-18-2010	SO-SB36-01 10-22-2010	SO-SB37-01 10-22-2010	SO-SB38-01 10-22-2010	SO-SB39-01 10-22-2010	SO-SB40-01 10-22-2010	SO-FD-07 Duplicate Sample of SO-SB40-01 10-22-2010	DUS Qualifier
Sample Depth (ft)				12.5-15	5-10	5-10	10-13	10-14	5-10	5-10	
Acenaphthene	0.02	0.05	3000	<0.0234	<0.0246	<0.0232	<0.0231	<0.0226	<0.0269	<0.0290	
Acenaphthylene	0.01	0.05	3800	<0.0117	<0.0123	<0.0116	<0.0115	<0.0113	<0.0134	<0.0145	
Anthracene	0.01	0.05	18000	<0.0117	<0.0123	<0.0116	<0.0115	<0.0113	<0.0134	<0.0145	
Benzo[a]anthracene	0.02	0.05	5.6	<0.0234	<0.0246	<0.0232	<0.0231	<0.0226	<0.0269	<0.0290	
Benzo[a]pyrene	0.03	0.05	56	<0.0351	<0.0369	<0.0348	<0.0346	<0.0339	<0.0403	<0.0435	
Benzo[b]fluoranthene	0.02	0.05	5.7	<0.0234	<0.0246	<0.0232	<0.0231	<0.0226	<0.0269	<0.0290	
Benzo[g,h,i]perylene	0.02	0.05	1800	<0.0234	<0.0246	<0.0232	<0.0231	<0.0226	<0.0269	<0.0290	
Benzo[k]fluoranthene	0.03	0.05	57	<0.0351	<0.0369	<0.0348	<0.0346	<0.0339	<0.0403	<0.0435	
Chrysene	0.02	0.05	560	<0.0234	<0.0246	<0.0232	<0.0231	<0.0226	<0.0269	<0.0290	
Dibenz[a,h]anthracene	0.02	0.05	0.55	<0.0234	<0.0246	<0.0232	<0.0231	<0.0226	<0.0269	<0.0290	
Fluoranthene	0.01	0.05	2300	<0.0117	<0.0123	<0.0116	<0.0115	<0.0113	<0.0134	**0.0189 J**	J
Fluorene	0.01	0.05	2300	<0.0117	<0.0123	<0.0116	<0.0115	<0.0113	<0.0134	<0.0145	
Indeno[1,2,3-cd]pyrene	0.01	0.05	5.7	<0.0117	<0.0123	<0.0116	<0.0115	<0.0113	<0.0134	<0.0145	
Naphthalene	0.01	0.05	120	<0.0117	<0.0123	<0.0116	<0.0115	<0.0113	<0.0134	<0.0145	
Phenanthrene	0.01	0.05	1700	<0.0117	<0.0123	<0.0116	<0.0115	<0.0113	<0.0134	<0.0145	
Pyrene	0.02	0.05	1700	<0.0234	<0.0246	<0.0232	<0.0231	<0.0226	<0.0269	<0.0290	

Notes:

J = Analyte detected between MDL and RL or SDL and RL

N = Parameter not NELAC Certified

MDL = Method Detection Limit

MQL = Method Quantitation Limit

Bold = Detectable Concentration

DUS Qualifier Flags

U = Blank affected: the analyte was not detected above 5x (10x for common contaminants) the level in an associated blank.

UJ = Estimated data; The analyte was not detected above the reported Sample Detection Limit (SDL) however, the SDL is approximate due to exceedance of one or more QC requirements.

J = Estimated data; The reported sample concentration or mass is approximate due to exceedance of one or more QC requirements.

X7 = The laboratory is not NELAC accredited under the Texas Laboratory Accrediation Program for this analyte in this matrix analyzed by this method. The TCEQ does not offer accreditation for this analyte, in this matrix, analyzed by this method.

H = Bias in sample result is likely to be high

L = Bias in sample result is likely to be low

Table 1c Levels TPH in Soil

COC	Laboratory MDL (mg/Kg)	Laboratory MQL (mg/Kg)	Health-based Benchmark $^{Tot}Soil_{Comb}$ 30 Acre Source Area (mg/kg)	SO-MW1-01 10-19-2010	SO-FD-2 Duplicate Sample of SO-MW1-01 10-19-2010	SO-MW1-02 10-19-2010	SO-MW2-01 10-19-2010	SO-MW2-02 10-19-2010	SO-MW3-01 10-19-2010	SO-FD-3 Duplicate Sample of SO-MW3-01 10-19-2010	SO-MW4-01 10-20-2010	SO-MW5-01 10-20-2010	SO MW-6 01 10-18-2010	SO MW-6 02 10-18-2010	SO-MW7-01 10-20-2010	SO-MW8-01 10-20-2010	SO-MW8-02 10-20-2010	SO-MW8-03 10-20-2010	SO-SB1-01 10-21-2010
Sample Depth (ft)				10-15	10-15	15-20	0-2.5	12.5-15	10-12	10-12	10-12.5	10-13	0-2.5	12.5-15	12.5-15	7.5-10	10-12.5	12.5-15	12.5-15
T/R Hydrocarbons: >C12-C28	7	20	2000.00	<8.23	<8.46	<7.33	<7.59	<8.54	<7.85	<7.39	<6.62	<8.46	<7.86	<7.78	<6.35	<6.55	<8.19	<6.34	<6.83
T/R Hydrocarbons: >C28-C35	7	20	2000.00	<8.23	<8.46	<7.33	<7.59	<8.54	<7.85	<7.39	<6.62	<8.46	<7.86	<7.78	<6.35	<6.55	<8.19	<6.34	<6.83
T/R Hydrocarbons: C6-C12	7	20	1100.00	<8.23	<8.46	<7.33	<7.59	<8.54	<7.85	<7.39	<6.62	<8.46	<7.86	<7.78	<6.35	<6.55	<8.19	<6.34	<6.83
T/R Hydrocarbons: C6-C35	7	20	NL	<8.23	<8.46	<7.33	<7.59	<8.54	<7.85	<7.39	<6.62	<8.46	<7.86	<7.78	<6.35	<6.55	<8.19	<6.34	<6.83

COC	Laboratory MDL (mg/Kg)	Laboratory MQL (mg/Kg)	Health-based Benchmark $^{Tot}Soil_{Comb}$ 30 Acre Source Area (mg/kg)	SO-FD-4 Duplicate Sample of SO-SB1-01 10-21-2010	DUS Qualifier	SO-SB2-01 10-21-2010	SO-SB2-02 10-21-2010	SO-SB3-01 10-21-2010	SO-SB4-01 10-22-2010	SO-SB5-01 10-22-2010	SO-FD-6 Duplicate Sample of SO-SB-5-01 10-22-2010	SO-SB5-02 10-22-2010	SO-SB6-01 10-18-2010	SO-SB7-01 10-18-2010	SO-SB7-02 10-18-2010	SO-SB8-01 10-19-2010	SO-SB9-01 10-19-2010	SO-SB10-01 10-19-2010	SO-SB11-01 10-21-2010
Sample Depth (ft)				12.5-15		0-5	10-13	7.5-10	15-17.5	5-10	5-10	10-15	5-7.5	2.5-5	17.5-20	17.5-20	12.5-15	17.5-20	5-7.5
T/R Hydrocarbons: >C12-C28	7	20	2000.00	<6.76		<10.1	<8.57	<10.9	<6.68	<10.1	<8.24	**1130**	<8.46	<7.41	<8.11	<7.37	<8.75	<8.62	<6.86
T/R Hydrocarbons: >C28-C35	7	20	2000.00	<6.76		<10.1	<8.57	<10.9	<6.68	<10.1	<8.24	<45.7	<8.46	<7.41	<8.11	<7.37	<8.75	<8.62	<6.86
T/R Hydrocarbons: C6-C12	7	20	1100.00	**7.65 J**	J	<10.1	<8.57	<10.9	<6.68	<10.1	<8.24	**5440**	<8.46	<7.41	<8.11	<7.37	<8.75	<8.62	<6.86
T/R Hydrocarbons: C6-C35	7	20	NL	**7.65 J**	J	<10.1	<8.57	<10.9	<6.68	<10.1	<8.24	**6570**	<8.46	<7.41	<8.11	<7.37	<8.75	<8.62	<6.86

COC	Laboratory MDL (mg/Kg)	Laboratory MQL (mg/Kg)	Health-based Benchmark $^{Tot}Soil_{Comb}$ 30 Acre Source Area (mg/kg)	SO-SB11-02 10-21-2010	SO-SB12-01 10-21-2010	SO-SB13-01 10-19-2010	SO-SB14-01 10-21-2010	SO-SB14-02 10-21-2010	SO-SB15-01 10-21-2010	SO-SB16-01 10-21-2010	SO-SB17-01 10-21-2010	SO-SB18-01 10-21-2010	SO-FD-5 Duplicate Sample of SO-SB18-01 10-21-2010	SO-SB19-01 10-21-2010	SO-SB20-01 10-18-2010	SO FD 01 Duplicate Sample of SO-SB20-01 10-18-2010	SO-SB21-01 10-22-2010	SO-SB23-01 10-22-2010	SO-SB25-01 10-22-2010
Sample Depth (ft)				15-17.5	10-15	12.5-15	7.5-10	10-12.5	12.5-15	10-14	12.5-15	12.5-15	12.5-15	15-19	10-15	10-15	17.5-20	12.5-15	12.5-15
T/R Hydrocarbons: >C12-C28	7	20	2000.00	<6.56	<7.75	<7.20	<11.4	<9.06	<6.96	<10.2	<6.85	<6.77	<6.55	<9.82	<8.62	<9.07	<6.83	<7.22	<6.85
T/R Hydrocarbons: >C28-C35	7	20	2000.00	<6.56	<7.75	<7.20	<11.4	<9.06	<6.96	<10.2	<6.85	<6.77	<6.55	<9.82	<8.62	<9.07	<6.83	<7.22	<6.85
T/R Hydrocarbons: C6-C12	7	20	1100.00	<6.56	<7.75	<7.20	<11.4	<9.06	<6.96	<10.2	<6.85	<6.77	<6.55	<9.82	<8.62	<9.07	<6.83	<7.22	<6.85
T/R Hydrocarbons: C6-C35	7	20	NL	<6.56	<7.75	<7.20	<11.4	<9.06	<6.96	<10.2	<6.85	<6.77	<6.55	<9.82	<8.62	<9.07	<6.83	<7.22	<6.85

COC	Laboratory MDL (mg/Kg)	Laboratory MQL (mg/Kg)	Health-based Benchmark $^{Tot}Soil_{Comb}$ 30 Acre Source Area (mg/kg)	SO-SB26-01 10-21-2010	SO-SB27-01 10-22-2010	SO-SB28-01 10-22-2010	SO-SB29-01 10-22-2010	SO-SB32-01 10-22-2010	SO-SB33-01 10-18-2010	SO-SB33-02 10-18-2010	SO-SB36-01 10-22-2010	SO-SB37-01 10-22-2010	SO-SB38-01 10-22-2010	SO-SB39-01 10-22-2010	SO-SB40-01 10-22-2010	SO-FD-07 Duplicate Sample of SO-SB40-01 10-22-2010			
Sample Depth (ft)				12.5-15	12.5-15	12.5-15	12.5-15	10-15	5-7.5	12.5-15	5-10	5-10	10-13	10-14	5-10	5-10			
T/R Hydrocarbons: >C12-C28	7	20	2000.00	<6.22	<6.83	<6.82	<6.26	<9.04	<8.30	<8.37	<9.39	<8.39	<8.41	<8.11	<10.7	<10.9			
T/R Hydrocarbons: >C28-C35	7	20	2000.00	<6.22	<6.83	<6.82	<6.26	<9.04	<8.30	<8.37	<9.39	<8.39	<8.41	<8.11	<10.7	<10.9			
T/R Hydrocarbons: C6-C12	7	20	1100.00	<6.22	<6.83	<6.82	<6.26	<9.04	<8.30	<8.37	<9.39	<8.39	<8.41	<8.11	<10.7	<10.9			
T/R Hydrocarbons: C6-C35	7	20	NL	<6.22	<6.83	<6.82	<6.26	<9.04	<8.30	<8.37	<9.39	<8.39	<8.41	<8.11	<10.7	<10.9			

Notes:

J = Analyte detected between MDL and RL or SDL and RL

N = Parameter not NELAC Certified

MDL = Method Detection Limit

MQL = Method Quantitation Limit

Bold = Detectable Concentration

Red = Exceeds Health-based Benchmark

DUS Qualifier Flags

J = Estimated data; The reported sample concentration or mass is approximate due to exceedance of one or more QC requirements.

(See Data Usability Summary Report for more details)

Summary of Analytical Results - Groundwater VOCs
Hillcrest
Table 1d

	Sample Location	ULW Sample of GW-02 Prior to Developing	DUS Qualifier	GW-01	DUS Qualifier	GW-01	DUS Qualifier	GW-DUP-01 (GW-01)	DUS Qualifier	GW-02	DUS Qualifier	GW-02	DUS Qualifier	GW-03	GW-03	DUS Qualifier	GW-04	DUS Qualifier	GW-04	DUS Qualifier	GW-05	DUS Qualifier	GW-05	DUS Qualifier	GW-06	DUS Qualifier	GW-06	DUS Qualifier	GW-07	DUS Qualifier
	Screen Depth			11.5-26.5		11.5-26.5		11.5-26.5		10-27.5		10-27.5		10.5-25.5	10.5-25.5		8-20.5		8-20.5		10.5-25.5		10.5-25.5		5-27.5		5-27.5		8-23	
	Date Sampled			10/22/2010		4/26/2011		4/26/2011		10/21/2010		4/27/2011		10/19/2010	4/26/2011		10/22/2010		4/26/2011		10/22/2010		4/27/2011		10/21/2010		4/27/2011		10/22/2010	
	Units	mg/L		mg/L		mg/L		mg/L		mg/L		mg/L		mg/L	mg/L		mg/L		mg/L		mg/L		mg/L		mg/L		mg/L		mg/L	
VOC by Method 8260B* and 8260C**	**$AirGW_{Inh-V}$ mg/L (30-acre source area)**																													
1,1,1-Trichloroethane	5100	<0.000200		<0.000200		<0.000200		<0.000200		<0.000200		<0.000200			<0.000200		<0.000200		<0.000200		<0.000200		<0.000200		<0.000200		<0.000200		<0.000200	
1,1,2,2-Tetrachloroethane	5.70	<0.000200		<0.000200		<0.000200		<0.000200		<0.000200		<0.000200			<0.000200		<0.000200		<0.000200		<0.000200		<0.000200		<0.000200		<0.000200		<0.000200	
1,1,2-Trichloroethane	10	<0.000200		<0.000200		<0.000200		<0.000200		<0.000200		<0.000200			<0.000200		<0.000200		<0.000200		<0.000200		<0.000200		<0.000200		<0.000200		<0.000200	
1,1,2-Trichlorotrifluoroethane	1200	<0.00500		<0.00500		<0.00500		<0.00500		<0.00500		<0.00500			<0.00500		<0.00500		<0.00500		<0.00500		<0.00500		<0.00500		<0.00500		<0.00500	
1,1-Dichloroethane	930	<0.000200		<0.000200		<0.000200		<0.000200		<0.000200		<0.000200			<0.000200		<0.000200		<0.000200		<0.000200		<0.000200		<0.000200		<0.000200		<0.000200	
1,1-Dichloroethene	220	<0.000200		<0.000200		<0.000200		<0.000200		<0.000200		<0.000200			<0.000200		<0.000200		<0.000200		<0.000200		<0.000200		<0.000200		<0.000200		<0.000200	
1,2,4-Trichlorobenzene	20	<0.00150		<0.00150		<0.00150		<0.00150		<0.00150		<0.00150			<0.00150		<0.00150		<0.00150		<0.00150		<0.00150		<0.00150		<0.00150		<0.00150	
1,2-Dibromo-3-chloropropane	0.08	<0.00300		<0.00300		<0.00300		<0.00300		<0.00300		<0.00300			<0.00300		<0.00300		<0.00300		<0.00300		<0.00300		<0.00300		<0.00300		<0.00300	
1,2-Dibromoethane	0.72	<0.000200		<0.000200		<0.000200		<0.000200		<0.000200		<0.000200			<0.000200		<0.000200		<0.000200		<0.000200		<0.000200		<0.000200		<0.000200		<0.000200	
1,2-Dichlorobenzene	150	<0.000300		<0.000300		<0.000300		<0.000300		<0.000300		<0.000300			<0.000300		<0.000300		<0.000300		<0.000300		<0.000300		<0.000300		<0.000300		<0.000300	
1,2-Dichloroethane	4.3	<0.000300		<0.000300		<0.000300		<0.000300		<0.000300		<0.000300			<0.000300		<0.000300		<0.000300		<0.000300		<0.000300		<0.000300		<0.000300		<0.000300	
1,2-Dichloropropane	15	<0.000200		<0.000200		<0.000200		<0.000200		<0.000200		<0.000200			<0.000200		<0.000200		<0.000200		<0.000200		<0.000200		<0.000200		<0.000200		<0.000200	
1,3-Dichlorobenzene	25	<0.000300		<0.000300		<0.000300		<0.000300		<0.000300		<0.000300			<0.000300		<0.000300		<0.000300		<0.000300		<0.000300		<0.000300		<0.000300		<0.000300	
1,4-Dichlorobenzene	460	<0.000300		<0.000300		<0.000300		<0.000300		<0.000300		<0.000300			<0.000300		<0.000300		<0.000300		<0.000300		<0.000300		<0.000300		<0.000300		<0.000300	
2-Butanone	350000	**0.00933 J**	J	<0.00500		<0.00500		<0.00500		<0.00500		<0.00500			<0.00500		<0.00500		<0.00500		<0.00500		<0.00500		<0.00500		<0.00500		<0.00500	
2-Hexanone	1500	<0.00500		<0.00500		<0.00500		<0.00500		<0.00500		<0.00500			<0.00500		<0.00500		<0.00500		<0.00500		<0.00500		<0.00500		<0.00500		<0.00500	
4-Methyl-2-pentanone	87000	<0.00500		<0.00500		<0.00500		<0.00500		<0.00500		<0.00500			<0.00500		<0.00500		<0.00500		<0.00500		<0.00500		<0.00500		<0.00500		<0.00500	
Acetone	33000	**0.00629 J**	U	<0.00500		<0.00500		**0.00537 J**	U	<0.00500		<0.00500			**0.00864 J**	U	**0.00714 J**	J	<0.00500		<0.00500		<0.00500		<0.00500		<0.00500		**0.0175**	
Benzene	23	<0.000200		<0.000200		<0.000200		<0.000200		<0.000200		<0.000200			<0.000200		<0.000200		<0.000200		<0.000200		<0.000200		<0.000200		<0.000200		<0.000200	
Bromodichloromethane	NA	**0.000900 J**	J	<0.000200		<0.000200		<0.000200		<0.000200		<0.000200			<0.000200		<0.000200		<0.000200		<0.000200		<0.000200		<0.000200		<0.000200		<0.000200	
Bromoform	670	**0.00325**		<0.000200		<0.000200	UJ	<0.000200	UJ	**0.000220 J**	J	<0.000200	UJ		<0.000200	UJ	<0.000200		<0.000200	UJ	<0.000200		<0.000200	UJ	<0.000200		<0.000200	UJ	<0.000200	
Bromomethane	6	<0.000300		<0.000300		<0.000300		<0.000300		<0.000300		<0.000300			<0.000300		<0.000300		<0.000300		<0.000300		<0.000300		<0.000300		<0.000300		<0.000300	
Carbon disulfide	630	<0.00500		<0.00500		<0.00500		<0.00500		<0.00500		<0.00500			<0.00500		<0.00500		<0.00500		<0.00500		<0.00500		<0.00500		<0.00500		<0.00500	
Carbon tetrachloride	1.0	<0.000200		<0.000200		<0.000200		<0.000200		<0.000200		<0.000200			<0.000200		<0.000200		<0.000200		<0.000200		<0.000200		<0.000200		<0.000200		<0.000200	
Chlorobenzene	150	<0.000200		<0.000200		<0.000200	UJ	<0.000200	UJ	<0.000200		<0.000200	UJ	Well Dry	<0.000200	UJ	<0.000200		<0.000200	UJ	<0.000200		<0.000200	UJ	<0.000200		<0.000200	UJ	<0.000200	
Chloroethane	15000	<0.000300		<0.000300		<0.000300		<0.000300		<0.000300		<0.000300			<0.000300		<0.000300		<0.000300		<0.000300		<0.000300		<0.000300		<0.000300		<0.000300	
Chloroform	2.6	<0.000300		<0.000300		<0.000300		<0.000300		<0.000300		<0.000300			<0.000300		<0.000300		<0.000300		<0.000300		<0.000300		<0.000300		**0.000370 J**	J	<0.000300	
Chloromethane	4.7	<0.000300		<0.000300		<0.000300		<0.000300		<0.000300		<0.000300			<0.000300		<0.000300		<0.000300		<0.000300		<0.000300		<0.000300		<0.000300		<0.000300	
cis-1,2-Dichloroethene	2100	<0.000200		**0.000350 J**	J	**0.000250 J**	J	<0.000200		<0.000200		<0.000200			<0.000200		<0.000200		<0.000200		**0.000280 J**	J	<0.000200		<0.000200		<0.000200		<0.000200	
cis-1,3-Dichloropropene	30	<0.000200		<0.000200		<0.000200		<0.000200		<0.000200		<0.000200			<0.000200		<0.000200		<0.000200		<0.000200		<0.000200		<0.000200		<0.000200		<0.000200	
Cyclohexane	770	<0.00500 N	X7	<0.00500 N	X7	<0.00500 N	X7	<0.00500 N	X7	<0.00500 N	X7	<0.00500 N	X7		<0.00500 N	X7	<0.00500 N	X7	<0.00500 N	X7	<0.00500 N	X7	<0.00500 N	X7	<0.00500 N	X7	<0.00500 N	X7	<0.00500 N	X7
Dibromochloromethane	NL	**0.00283**		<0.000200		<0.000200		<0.000200		**0.000240 J**	J	<0.000200			<0.000200		<0.000200		<0.000200		**0.000210 J**	J	<0.000200		<0.000200		<0.000200		<0.000200	
Dichlorodifluoromethane	380	<0.000200		<0.000200		<0.000200		<0.000200		<0.000200		<0.000200			<0.000200		<0.000200		<0.000200		<0.000200		<0.000200		<0.000200		<0.000200		<0.000200	
Ethylbenzene	2000	<0.000300		<0.000300		<0.000300		<0.000300		<0.000300		<0.000300			<0.000300		<0.000300		<0.000300		<0.000300		<0.000300		<0.000300		<0.000300		<0.000300	
Isopropylbenzene (Cumene)	570	<0.000200		<0.000200		<0.000200	UJ	<0.000200	UJ	<0.000200		<0.000200	UJ		<0.000200	UJ	<0.000200		<0.000200	UJ	<0.000200		<0.000200	UJ	<0.000200		<0.000200	UJ	<0.000200	
m,p-Xylene	1200	<0.000600		<0.000600		<0.000600		<0.000600		<0.000600		<0.000600			<0.000600		<0.000600		<0.000600		<0.000600		<0.000600		<0.000600		<0.000600		<0.000600	
Methyl Acetate	17000	<0.00500		<0.00500		<0.00500		<0.00500		<0.00500		<0.00500			<0.00500		<0.00500		<0.00500		<0.00500		<0.00500		<0.00500		<0.00500		<0.00500	
Methyl tert-butyl ether	520	<0.000300		<0.000300		<0.000300		<0.000300		<0.000300		<0.000300			<0.000300		<0.000300		<0.000300		<0.000300		<0.000300		<0.000300		<0.000300		<0.000300	
Methylcyclohexane	180	<0.00500		<0.00500		<0.00500		<0.00500		<0.00500		<0.00500			<0.00500		<0.00500		<0.00500		<0.00500		<0.00500		<0.00500		<0.00500		<0.00500	
Methylene chloride	160	<0.00250		<0.00250		<0.00250		<0.00250		<0.00250		<0.00250			<0.00250		<0.00250		<0.00250		<0.00250		<0.00250		<0.00250		<0.00250		<0.00250	
o-Xylene	98000	<0.000300		<0.000300		<0.000300		<0.000300		<0.000300		<0.000300			<0.000300		<0.000300		<0.000300		<0.000300		<0.000300		<0.000300		<0.000300		<0.000300	
Styrene	2000	<0.000200		<0.000200		<0.000200	R	<0.000200	R	<0.000200		<0.000200	R		<0.000200	R	<0.000200		<0.000200	R	<0.000200		<0.000200	R	<0.000200		<0.000200	R	<0.000200	
Tetrachloroethene	64	<0.000600		<0.000600		<0.000600		<0.000600		<0.000600		<0.000600			<0.000600		<0.000600		<0.000600		**0.00222**		**0.000900 J**	J	<0.000600		<0.000600		<0.000600	
Toluene	8200	<0.000600		<0.000600		<0.000600		<0.000600		<0.000600		<0.000600			<0.000600		<0.000600		<0.000600		<0.000600		<0.000600		<0.000600		<0.000600		<0.000600	
trans-1,2-Dichloroethene	99	<0.000200		<0.000200		<0.000200		<0.000200		<0.000200		<0.000200			<0.000200		<0.000200		<0.000200		<0.000200		<0.000200		<0.000200		<0.000200		<0.000200	
trans-1,3-Dichloropropene	25	<0.000200		<0.000200		<0.000200	UJ	<0.000200	UJ	<0.000200		<0.000200	UJ		<0.000200	UJ	<0.000200		<0.000200	UJ	<0.000200		<0.000200	UJ	<0.000200		<0.000200	UJ	<0.000200	
Trichloroethene	15	<0.000600		**0.00910**		**0.0126**		**0.0122**		<0.000600		<0.000600			<0.000600		<0.000600		<0.000600		<0.000600		<0.000600		<0.000600		<0.000600		<0.000600	
Trichlorofluoromethane	530	<0.000200		<0.000200		<0.000200		<0.000200		<0.000200		<0.000200			<0.000200		<0.000200		<0.000200		<0.000200		<0.000200		<0.000200		<0.000200		<0.000200	
Vinyl chloride	0.49	<0.000100		<0.000100		<0.000100	UJ	<0.000100	UJ	<0.000100		<0.000100	UJ		<0.000100	UJ	<0.000100		<0.000100	UJ	<0.000100		<0.000100	UJ	<0.000100		<0.000100	UJ	<0.000100	

Notes:

* October 2010 samples ran using method 8260B-SIM

** April 2011 samples ran using standard method 8260C

NL = Not Listed

BOLD = Detectable Concentration

Laboratory Flags

J = Analyte detected between MDL and RL or SDL and RL

N = Parameter not NELAC Certified

DUS Qualifier Flags

U = Blank affected: the analyte was not detected above 5x (10x for common contaminants) the level in an associated blank.

UJ = Estimated data; The analyte was not detected above the reported Sample Detection Limit (SDL) however, the SDL is approximate due to exceedance of one or more QC requirements.

J = Estimated data; The reported sample concentration or mass is approximate due to exceedance of one or more QC requirements.

X7 = The laboratory is not NELAC accredited under the Texas Laboratory Accrediation Program for this analyte in this matrix analyzed by this method. The TCEQ does not offer accreditation for this analyte, in this matrix, analyzed by this method.

H = Bias in sample result is likely to be high

L = Bias in sample result is likely to be low

$^{Air}GW_{Inh-V}$. Protective Concentration Level for inhalation of volatiles from subsurface groundwater.

R = Rejected; Serious QC deficiencies make it impossible to verify the presence or absence of this analyte.

Summary of Analytical Results - Groundwater VOCs
Hillcrest
Table 1d

	Sample Location	GW-07	DUS Qualifier	GW-08	DUS Qualifier	GW Dup-1 (GW-08)	DUS Qualifier	GW-08	DUS Qualifier	GW EB 1	GW EB 2	GW EB-03	GW-EB-4	GW-EB-5	GW EB-1	GW-EB-01	GW-EB-02	GW-EB-03	GW-EB-04	Trip Blank (1010123-01)	GW-TP3 (10145-01)	GW-TB-4 (1010145-08)	Trip Blank (1010157-07)	Trip Blank (1010167-07)
	Screen Depth	8-23		5-20		5-20		5-20		NA	NA	NA	NA	NA	NA	NA	NA	NA	NA	NA	NA	NA	NA	NA
	Date Sampled	4/28/2011		10/22/2010		10/22/2010		4/28/2011		10/18/2010	10/18/2010	10/19/2010	10/20/2010	10/20/2010	10/22/2010	4/26/2011	4/26/2011	4/27/2011	4/28/2011	10/18/2010	10/19/2010	10/19/2010	10/20/2010	10/21/2010
	Units	mg/L		mg/L		mg/L		mg/L		mg/L	mg/L	mg/L	mg/L	mg/L	mg/L	mg/L	mg/L	mg/L	mg/L	mg/L	mg/L	mg/L	mg/L	mg/L
VOC by Method 8260B* and 8260C**	**$AirGW_{inh-V}$ mg/L (30-acre source area)**																							
1,1,1-Trichloroethane	5100	<0.000200		<0.000200		<0.000200		<0.000200		<0.000200	<0.000200	<0.000200	<0.000200	<0.000200	<0.000200	<0.000200	<0.000200	<0.000200	<0.000200	<0.000200	<0.000200	<0.000200	<0.000200	<0.000200
1,1,2,2-Tetrachloroethane	5.70	<0.000200		<0.000200		<0.000200		<0.000200		<0.000200	<0.000200	<0.000200	<0.000200	<0.000200	<0.000200	<0.000200	<0.000200	<0.000200	<0.000200	<0.000200	<0.000200	<0.000200	<0.000200	<0.000200
1,1,2-Trichloroethane	10	<0.000200		<0.000200		<0.000200		<0.000200		<0.000200	<0.000200	<0.000200	<0.000200	<0.000200	<0.000200	<0.000200	<0.000200	<0.000200	<0.000200	<0.000200	<0.000200	<0.000200	<0.000200	<0.000200
1,1,2-Trichlorotrifluoroethane	1200	<0.00500		<0.00500		<0.00500		<0.00500		<0.00500	<0.00500	<0.00500	<0.00500	<0.00500	<0.00500	<0.00500	<0.00500	<0.00500	<0.00500	<0.00500	<0.00500	<0.00500	<0.000200	<0.00500
1,1-Dichloroethane	930	<0.000200		<0.000200		<0.000200		<0.000200		<0.000200	<0.000200	<0.000200	<0.000200	<0.000200	<0.000200	<0.000200	<0.000200	<0.000200	<0.000200	<0.000200	<0.000200	<0.000200	<0.000200	<0.000200
1,1-Dichloroethene	220	<0.000200		<0.000200		<0.000200		<0.000200		<0.000200	<0.000200	<0.000200	<0.000200	<0.000200	<0.000200	<0.000200	<0.000200	<0.000200	<0.000200	<0.000200	<0.000200	<0.000200	<0.000200	<0.000200
1,2,4-Trichlorobenzene	20	<0.00150		<0.00150		<0.00150		<0.00150		<0.00150	<0.00150	<0.00150	<0.00150	<0.00150	<0.00150	<0.00150	<0.00150	<0.00150	<0.00150	<0.00150	<0.00150	<0.00150	<0.00500	<0.00150
1,2-Dibromo-3-chloropropane	0.08	<0.00300		<0.00300		<0.00300		<0.00300		<0.00300	<0.00300	<0.00300	<0.00300	<0.00300	<0.00300	<0.00300	<0.00300	<0.00300	<0.00300	<0.00300	<0.00300	<0.00300	<0.00500	<0.00300
1,2-Dibromoethane	0.72	<0.000200		<0.000200		<0.000200		<0.000200		<0.000200	<0.000200	<0.000200	<0.000200	<0.000200	<0.000200	<0.000200	<0.000200	<0.000200	<0.000200	<0.000200	<0.000200	<0.000200	<0.000200	<0.000200
1,2-Dichlorobenzene	150	<0.000300		<0.000300		<0.000300		<0.000300		<0.000300	<0.000300	<0.000300	<0.000300	<0.000300	<0.000300	<0.000300	<0.000300	<0.000300	<0.000300	<0.000300	<0.000300	<0.000300	<0.000200	<0.000300
1,2-Dichloroethane	4.3	<0.000300		<0.000300		<0.000300		<0.000300		<0.000300	<0.000300	<0.000300	<0.000300	<0.000300	<0.000300	<0.000300	<0.000300	<0.000300	<0.000300	<0.000300	<0.000300	<0.000300	<0.000200	<0.000300
1,2-Dichloropropane	15	<0.000200		<0.000200		<0.000200		<0.000200		<0.000200	<0.000200	<0.000200	<0.000200	<0.000200	<0.000200	<0.000200	<0.000200	<0.000200	<0.000200	<0.000200	<0.000200	<0.000200	<0.000200	<0.000200
1,3-Dichlorobenzene	25	<0.000300		<0.000300		<0.000300		<0.000300		<0.000300	<0.000300	<0.000300	<0.000300	<0.000300	<0.000300	<0.000300	<0.000300	<0.000300	<0.000300	<0.000300	<0.000300	<0.000300	<0.00150	<0.000300
1,4-Dichlorobenzene	460	<0.000300		<0.000300		<0.000300		<0.000300		<0.000300	<0.000300	<0.000300	<0.000300	<0.000300	<0.000300	<0.000300	<0.000300	<0.000300	<0.000300	<0.000300	<0.000300	<0.000300	<0.00150	<0.000300
2-Butanone	350000	<0.00500		<0.00500		<0.00500		<0.00500		<0.00500	<0.00500	<0.00500	<0.00500	<0.00500	<0.00500	<0.00500	<0.00500	<0.00500	<0.00500	<0.00500	<0.00500	<0.00500	<0.00300	<0.00500
2-Hexanone	1500	<0.00500		<0.00500		<0.00500		<0.00500		<0.00500	<0.00500	<0.00500	<0.00500	<0.00500	<0.00500	<0.00500	<0.00500	<0.00500	<0.00500	<0.00500	<0.00500	<0.00500	<0.00300	<0.00500
4-Methyl-2-pentanone	87000	<0.00500		<0.00500		<0.00500		<0.00500		<0.00500	<0.00500	<0.00500	<0.00500	<0.00500	<0.00500	<0.00500	<0.00500	<0.00500	<0.00500	<0.00500	<0.00500	<0.00500	<0.000200	<0.00500
Acetone	33000	<0.00500		**0.0349**		**0.0334**		<0.00500		<0.00500	**0.00629 J**	**0.00654 J**	<0.00500	<0.00500	<0.00500	<0.00500	<0.00500	**0.00565 J**	<0.00500	<0.00500	<0.00500	<0.00500	<0.000200	<0.00500
Benzene	23	<0.000200		<0.000200		<0.000200		<0.000200		<0.000200	<0.000200	<0.000200	<0.000200	<0.000200	<0.000200	<0.000200	<0.000200	<0.000200	<0.000200	<0.000200	<0.000200	<0.000200	<0.000300	<0.000200
Bromodichloromethane	NA	<0.000200		<0.000200		<0.000200		<0.000200		<0.000200	<0.000200	<0.000200	<0.000200	<0.000200	<0.000200	<0.000200	<0.000200	<0.000200	<0.000200	<0.000200	<0.000200	<0.000200	<0.000300	<0.000200
Bromoform	670	<0.000200	UJ	<0.000200		<0.000200		<0.000200	UJ	<0.000200	<0.000200	<0.000200	<0.000200	<0.000200	<0.000200	<0.000200	<0.000200	<0.000200	<0.000200	<0.000200	<0.000200	<0.000200	<0.000300	<0.000200
Bromomethane	6	<0.000300		<0.000300		<0.000300		<0.000300		<0.000300	<0.000300	<0.000300	<0.000300	<0.000300	<0.000300	<0.000300	<0.000300	<0.000300	<0.000300	<0.000300	<0.000300	<0.000300	<0.000300	<0.000300
Carbon disulfide	630	<0.00500		<0.00500		<0.00500		<0.00500		<0.00500	<0.00500	<0.00500	<0.00500	<0.00500	<0.00500	<0.00500	<0.00500	<0.00500	<0.00500	<0.00500	<0.00500	<0.00500	<0.000200	<0.00500
Carbon tetrachloride	1.0	<0.000200		<0.000200		<0.000200		<0.000200		<0.000200	<0.000200	<0.000200	<0.000200	<0.000200	<0.000200	<0.000200	<0.000200	<0.000200	<0.000200	<0.000200	<0.000200	<0.000200	<0.000200	<0.000200
Chlorobenzene	150	<0.000200	UJ	<0.000200		<0.000200		<0.000200	UJ	<0.000200	<0.000200	<0.000200	<0.000200	<0.000200	<0.000200	<0.000200	<0.000200	<0.000200	<0.000200	<0.000200	<0.000200	<0.000200	<0.000300	<0.000200
Chloroethane	15000	<0.000300		<0.000300		<0.000300		<0.000300		<0.000300	<0.000300	<0.000300	<0.000300	<0.000300	<0.000300	<0.000300	<0.000300	<0.000300	<0.000300	<0.000300	<0.000300	<0.000300	<0.000300	<0.000300
Chloroform	2.6	<0.000300		<0.000300		<0.000300		<0.000300		<0.000300	<0.000300	<0.000300	**0.000380 J**	<0.000300	**0.000320 J**	<0.000300	<0.000300	<0.000300	<0.000300	<0.000300	<0.000300	<0.000300	<0.000300	<0.000300
Chloromethane	4.7	<0.000300		<0.000300		<0.000300		<0.000300		<0.000300	<0.000300	<0.000300	<0.000300	<0.000300	<0.000300	<0.000300	<0.000300	<0.000300	<0.000300	<0.000300	<0.000300	<0.000300	<0.000300	<0.000300
cis-1,2-Dichloroethene	2100	<0.000200		<0.000200		<0.000200		<0.000200		<0.000200	<0.000200	<0.000200	<0.000200	<0.000200	<0.000200	<0.000200	<0.000200	<0.000200	<0.000200	<0.000200	<0.000200	<0.000200	<0.00500	<0.000200
cis-1,3-Dichloropropene	30	<0.000200		<0.000200		<0.000200		<0.000200		<0.000200	<0.000200	<0.000200	<0.000200	<0.000200	<0.000200	<0.000200	<0.000200	<0.000200	<0.000200	<0.000200	<0.000200	<0.000200	<0.00500	<0.000200
Cyclohexane	770	<0.00500 N	X7	<0.00500 N	X7	<0.00500 N	X7	<0.00500 N	X7	<0.00500 N	<0.00500 N	<0.00500 N	<0.00500 N	<0.00500 N	<0.00500 N	<0.00500 N	<0.00500 N	<0.00500 N	<0.00500 N	<0.00500 N	<0.00500 N	<0.00500 N	<0.00500	<0.00500 N
Dibromochloromethane	NL	<0.000200		<0.000200		<0.000200		<0.000200		<0.000200	<0.000200	<0.000200	<0.000200	<0.000200	<0.000200	<0.000200	<0.000200	<0.000200	<0.000200	<0.000200	<0.000200	<0.000200	<0.00500	<0.000200
Dichlorodifluoromethane	380	<0.000200		<0.000200		<0.000200		<0.000200		<0.000200	<0.000200	<0.000200	<0.000200	<0.000200	<0.000200	<0.000200	<0.000200	<0.000200	<0.000200	<0.000200	<0.000200	<0.000200	<0.00500	<0.000200
Ethylbenzene	2000	<0.000300		<0.000300		<0.000300		<0.000300		<0.000300	<0.000300	<0.000300	<0.000300	<0.000300	<0.000300	<0.000300	<0.000300	<0.000300	<0.000300	<0.000300	<0.000300	<0.000300	<0.00500	<0.000300
Isopropylbenzene (Cumene)	570	<0.000200	UJ	**0.00418**		**0.00430**		**0.00640**	.	<0.000200	<0.000200	<0.000200	<0.000200	<0.000200	<0.000200	<0.000200	<0.000200	<0.000200	<0.000200	<0.000200	<0.000200	<0.000200	**0.00986 J**	<0.000200
m,p-Xylene	1200	<0.000600		<0.000600		<0.000600		<0.000600		<0.000600	<0.000600	<0.000600	<0.000600	<0.000600	<0.000600	<0.000600	<0.000600	<0.000600	<0.000600	<0.000600	<0.000600	<0.000600	<0.00500	<0.000600
Methyl Acetate	17000	<0.00500		<0.00500		<0.00500		<0.00500		<0.00500	<0.00500	<0.00500	<0.00500	<0.00500	<0.00500	<0.00500	<0.00500	<0.00500	<0.00500	<0.00500	<0.00500	<0.00500	<0.000200	<0.00500
Methyl tert-butyl ether	520	<0.000300		<0.000300		<0.000300		<0.000300		<0.000300	<0.000300	<0.000300	<0.000300	<0.000300	<0.000300	<0.000300	<0.000300	<0.000300	<0.000300	<0.000300	<0.000300	<0.000300	<0.000200	<0.000300
Methylcyclohexane	180	<0.00500		<0.00500		<0.00500		<0.00500		<0.00500	<0.00500	<0.00500	<0.00500	<0.00500	<0.00500	<0.00500	<0.00500	<0.00500	<0.00500	<0.00500	<0.00500	<0.00500	<0.000200	<0.00500
Methylene chloride	160	<0.00250		<0.00250		<0.00250		<0.00250		<0.00250	<0.00250	<0.00250	<0.00250	<0.00250	<0.00250	<0.00250	<0.00250	<0.00250	<0.00250	<0.00250	<0.00250	<0.00250	<0.000200	<0.00250
o-Xylene	98000	<0.000300		<0.000300		<0.000300		<0.000300		<0.000300	<0.000300	<0.000300	<0.000300	<0.000300	<0.000300	<0.000300	<0.000300	<0.000300	<0.000300	<0.000300	<0.000300	<0.000300	<0.000200	<0.000300
Styrene	2000	<0.000200	R	<0.000200		<0.000200		<0.000200	R	<0.000200	<0.000200	<0.000200	<0.000200	<0.000200	<0.000200	<0.000200	<0.000200	<0.000200	<0.000200	<0.000200	<0.000200	<0.000200	<0.000200	<0.000200
Tetrachloroethene	64	<0.000600		<0.000600		<0.000600		<0.000600		<0.000600	<0.000600	<0.000600	<0.000600	<0.000600	<0.000600	<0.000600	<0.000600	<0.000600	<0.000600	<0.000600	<0.000600	<0.000600	<0.000300	<0.000600
Toluene	8200	<0.000600		<0.000600		<0.000600		<0.000600		<0.000600	<0.000600	<0.000600	<0.000600	<0.000600	<0.000600	<0.000600	<0.000600	<0.000600	<0.000600	<0.000600	<0.000600	<0.000600	<0.000300	<0.000600
trans-1,2-Dichloroethene	99	<0.000200		<0.000200		<0.000200		<0.000200		<0.000200	<0.000200	<0.000200	<0.000200	<0.000200	<0.000200	<0.000200	<0.000200	<0.000200	<0.000200	<0.000200	<0.000200	<0.000200	<0.00500	<0.000200
trans-1,3-Dichloropropene	25	<0.000200	UJ	<0.000200		<0.000200		<0.000200	UJ	<0.000200	<0.000200	<0.000200	<0.000200	<0.000200	<0.000200	<0.000200	<0.000200	<0.000200	<0.000200	<0.000200	<0.000200	<0.000200	<0.00500	<0.000200
Trichloroethene	15	<0.000600		<0.000600		<0.000600		<0.000600		<0.000600	<0.000600	<0.000600	<0.000600	<0.000600	<0.000600	<0.000600	<0.000600	<0.000600	<0.000600	<0.000600	<0.000600	<0.000600	<0.000200	<0.000600
Trichlorofluoromethane	530	<0.000200		<0.000200		<0.000200		<0.000200		<0.000200	<0.000200	<0.000200	<0.000200	<0.000200	<0.000200	<0.000200	<0.000200	<0.000200	<0.000200	<0.000200	<0.000200	<0.000200	<0.000200	<0.000200
Vinyl chloride	0.49	<0.000100	UJ	<0.000100		<0.000100		<0.000100	UJ	<0.000100	<0.000100	<0.000100	<0.000100	<0.000100	<0.000100	<0.000100	<0.000100	<0.000100	<0.000100	<0.000100	<0.000100	<0.000100	<0.000200	<0.000100

Notes:

* October 2010 samples ran using method 8260B-SIM

** April 2011 samples ran using standard method 8260C

NL = Not Listed

BOLD = Detectable Concentration

Laboratory Flags

J = Analyte detected between MDL and RL or SDL and RL

N = Parameter not NELAC Certified

DUS Qualifier Flags

U = Blank affected: the analyte was not detected above 5x (10x for common contaminants) the level in an associated blank.

UJ = Estimated data; The analyte was not detected above the reported Sample Detection Limit (SDL) however, the SDL is approximate due to exceedance of one or more QC requirements.

J = Estimated data; The reported sample concentration or mass is approximate due to exceedance of one or more QC requirements.

X7 = The laboratory is not NELAC accredited under the Texas Laboratory Accrediation Program for this analyte in this matrix analyzed by this method. The TCEQ does not offer accreditation for this analyte, in this matrix, analyzed by this method.

H = Bias in sample result is likely to be high

L = Bias in sample result is likely to be low

R = Rejected; Serious QC deficiencies make it impossible to verify the presence or absence of this analyte.

Summary of Analytical Results - Groundwater VOCs
Hillcrest
Table 1d

	Sample Location	Trip Blank (1010167-12)	Trip Blank (1010167-23A)	Trip Blank (1010173-01)	Trip Blank (1010173-14)	Trip Blank (1010173-22)	Trip Blank (1010173-31)	GW-TB-01	GW-TB-02	GW-TB-05	GW FB-1 (near SB-20)	GW FB-2 (near MW-1)	GW-FB-3 (near MW-1)	GW-FB-4 (near MW-2)	GW-FB-5 (near MW-36)	GW-FB-01	GW-FB-02	GW-FB-03	GW-03 Spring Water	DUS Qualifier	Waste	DUS Qualifier
	Screen Depth	NA	NA	NA	NA	NA	NA	NA	NA	NA	NA	NA	NA	NW	NA	NA	NA	NA	NA		NA	
	Date Sampled	10/21/2010	10/21/2010	10/22/2010	10/22/2010	10/22/2010	10/22/2010	4/28/2011	4/26/2011	4/27/2011	10/18/2010	10/19/2010	10/20/2010	10/21/2010	10/22/2010	4/26/2011	4/27/2011	4/28/2011	4/27/2011		4/28/2011	
	Units	mg/L	mg/L	mg/L	mg/L	mg/L	mg/L	mg/L	mg/L	mg/L	mg/L	mg/L	mg/L	mg/L	mg/L	mg/L	mg/L	mg/L	mg/L		mg/L	
VOC by Method 8260B* and 8260C**	**$AirGW_{inh-V}$ mg/L (30-acre source area)**																					
1,1,1-Trichloroethane	5100	<0.000200	<0.000200	<0.000200	<0.000200	<0.000200	<0.000200	<0.000200	<0.000200	<0.000200	<0.000200	<0.000200	<0.000200	<0.000200	<0.000200	<0.000200	<0.000200	<0.000200	<0.000200		<0.000200	
1,1,2,2-Tetrachloroethane	5.70	<0.000200	<0.000200	<0.000200	<0.000200	<0.000200	<0.000200	<0.000200	<0.000200	<0.000200	<0.000200	<0.000200	<0.000200	<0.000200	<0.000200	<0.000200	<0.000200	<0.000200	<0.000200		<0.000200	
1,1,2-Trichloroethane	10	<0.000200	<0.000200	<0.000200	<0.000200	<0.000200	<0.000200	<0.000200	<0.000200	<0.000200	<0.000200	<0.000200	<0.000200	<0.000200	<0.000200	<0.000200	<0.000200	<0.000200	<0.000200		<0.000200	
1,1,2-Trichlorotrifluoroethane	1200	<0.00500	<0.00500	<0.00500	<0.00500	<0.00500	<0.00500	<0.00500	<0.00500	<0.00500	<0.00500	<0.00500	<0.00500	<0.00500	<0.00500	<0.00500	<0.00500	<0.00500	<0.00500		<0.00500	
1,1-Dichloroethane	930	<0.000200	<0.000200	<0.000200	<0.000200	<0.000200	<0.000200	<0.000200	<0.000200	<0.000200	<0.000200	<0.000200	<0.000200	<0.000200	<0.000200	<0.000200	<0.000200	<0.000200	<0.000200		<0.000200	
1,1-Dichloroethene	220	<0.000200	<0.000200	<0.000200	<0.000200	<0.000200	<0.000200	<0.000200	<0.000200	<0.000200	<0.000200	<0.000200	<0.000200	<0.000200	<0.000200	<0.000200	<0.000200	<0.000200	<0.000200		<0.000200	
1,2,4-Trichlorobenzene	20	<0.00150	<0.00150	<0.00150	<0.00150	<0.00150	<0.00150	<0.00150	<0.00150	<0.00150	<0.00150	<0.00150	<0.00150	<0.00150	<0.00150	<0.00150	<0.00150	<0.00150	<0.00150		<0.00150	
1,2-Dibromo-3-chloropropane	0.08	<0.00300	<0.00300	<0.00300	<0.00300	<0.00300	<0.00300	<0.00300	<0.00300	<0.00300	<0.00300	<0.00300	<0.00300	<0.00300	<0.00300	<0.00300	<0.00300	<0.00300	<0.00300		<0.00300	
1,2-Dibromoethane	0.72	<0.000200	<0.000200	<0.000200	<0.000200	<0.000200	<0.000200	<0.000200	<0.000200	<0.000200	<0.000200	<0.000200	<0.000200	<0.000200	<0.000200	<0.000200	<0.000200	<0.000200	<0.000200		<0.000200	
1,2-Dichlorobenzene	150	<0.000300	<0.000300	<0.000300	<0.000300	<0.000300	<0.000300	<0.000300	<0.000300	<0.000300	<0.000300	<0.000300	<0.000300	<0.000300	<0.000300	<0.000300	<0.000300	<0.000300	<0.000300		<0.000300	
1,2-Dichloroethane	4.3	<0.000300	<0.000300	<0.000300	<0.000300	<0.000300	<0.000300	<0.000300	<0.000300	<0.000300	<0.000300	<0.000300	<0.000300	<0.000300	<0.000300	<0.000300	<0.000300	<0.000300	<0.000300		<0.000300	
1,2-Dichloropropane	15	<0.000200	<0.000200	<0.000200	<0.000200	<0.000200	<0.000200	<0.000200	<0.000200	<0.000200	<0.000200	<0.000200	<0.000200	<0.000200	<0.000200	<0.000200	<0.000200	<0.000200	<0.000200		<0.000200	
1,3-Dichlorobenzene	25	<0.000300	<0.000300	<0.000300	<0.000300	<0.000300	<0.000300	<0.000300	<0.000300	<0.000300	<0.000300	<0.000300	<0.000300	<0.000300	<0.000300	<0.000300	<0.000300	<0.000300	<0.000300		<0.000300	
1,4-Dichlorobenzene	460	<0.000300	<0.000300	<0.000300	<0.000300	<0.000300	<0.000300	<0.000300	<0.000300	<0.000300	<0.000300	<0.000300	<0.000300	<0.000300	<0.000300	<0.000300	<0.000300	<0.000300	<0.000300		<0.000300	
2-Butanone	350000	<0.00500	<0.00500	<0.00500	<0.00500	<0.00500	<0.00500	<0.00500	<0.00500	<0.00500	<0.00500	<0.00500	<0.00500	<0.00500	<0.00500	<0.00500	<0.00500	<0.00500	<0.00500		<0.00500	
2-Hexanone	1500	<0.00500	<0.00500	<0.00500	<0.00500	<0.00500	<0.00500	<0.00500	<0.00500	<0.00500	<0.00500	<0.00500	<0.00500	<0.00500	<0.00500	<0.00500	<0.00500	<0.00500	<0.00500		<0.00500	
4-Methyl-2-pentanone	87000	<0.00500	<0.00500	<0.00500	<0.00500	<0.00500	<0.00500	<0.00500	<0.00500	<0.00500	<0.00500	<0.00500	<0.00500	<0.00500	<0.00500	<0.00500	<0.00500	<0.00500	<0.00500		<0.00500	
Acetone	33000	<0.00500	<0.00500	<0.00500	<0.00500	<0.00500	<0.00500	<0.00500	**0.00764 J**	<0.00500	**0.00561 J**	**0.00825 J**	<0.00500	<0.00500	<0.00500	<0.00500	**0.00739 J**	<0.00500	<0.00500		**7.83**	
Benzene	23	<0.000200	<0.000200	<0.000200	<0.000200	<0.000200	<0.000200	<0.000200	<0.000200	<0.000200	<0.000200	<0.000200	<0.000200	<0.000200	<0.000200	<0.000200	<0.000200	<0.000200	<0.000200		<0.000200	
Bromodichloromethane	NA	<0.000200	<0.000200	<0.000200	<0.000200	<0.000200	<0.000200	<0.000200	<0.000200	<0.000200	<0.000200	<0.000200	<0.000200	<0.000200	<0.000200	<0.000200	<0.000200	<0.000200	<0.000200		<0.000200	
Bromoform	670	<0.000200	<0.000200	<0.000200	<0.000200	<0.000200	<0.000200	<0.000200	<0.000200	<0.000200	<0.000200	<0.000200	<0.000200	<0.000200	<0.000200	<0.000200	<0.000200	<0.000200	<0.000200	UJ	<0.000200	UJ
Bromomethane	6	<0.000300	<0.000300	<0.000300	<0.000300	<0.000300	<0.000300	<0.000300	<0.000300	<0.000300	<0.000300	<0.000300	<0.000300	<0.000300	<0.000300	<0.000300	<0.000300	<0.000300	<0.000300		<0.000300	
Carbon disulfide	630	<0.00500	<0.00500	<0.00500	<0.00500	<0.00500	<0.00500	<0.00500	<0.00500	<0.00500	<0.00500	<0.00500	<0.00500	<0.00500	<0.00500	<0.00500	<0.00500	<0.00500	<0.00500		<0.00500	
Carbon tetrachloride	1.0	<0.000200	<0.000200	<0.000200	<0.000200	<0.000200	<0.000200	<0.000200	<0.000200	<0.000200	<0.000200	<0.000200	<0.000200	<0.000200	<0.000200	<0.000200	<0.000200	<0.000200	<0.000200		<0.000200	
Chlorobenzene	150	<0.000200	<0.000200	<0.000200	<0.000200	<0.000200	<0.000200	<0.000200	<0.000200	<0.000200	<0.000200	<0.000200	<0.000200	<0.000200	<0.000200	<0.000200	<0.000200	<0.000200	<0.000200	UJ	<0.000200	UJ
Chloroethane	15000	<0.000300	<0.000300	<0.000300	<0.000300	<0.000300	<0.000300	<0.000300	<0.000300	<0.000300	<0.000300	<0.000300	<0.000300	<0.000300	<0.000300	<0.000300	<0.000300	<0.000300	<0.000300		<0.000300	
Chloroform	2.6	<0.000300	<0.000300	<0.000300	<0.000300	<0.000300	<0.000300	<0.000300	<0.000300	<0.000300	<0.000300	<0.000300	**0.000410 J**	**0.000350 J**	<0.000300	<0.000300	<0.000300	<0.000300	<0.000300		<0.000300	
Chloromethane	4.7	<0.000300	<0.000300	<0.000300	<0.000300	<0.000300	<0.000300	<0.000300	<0.000300	<0.000300	<0.000300	<0.000300	<0.000300	<0.000300	<0.000300	<0.000300	<0.000300	<0.000300	<0.000300		<0.000300	
cis-1,2-Dichloroethene	2100	<0.000200	<0.000200	<0.000200	<0.000200	<0.000200	<0.000200	<0.000200	<0.000200	<0.000200	<0.000200	<0.000200	<0.000200	<0.000200	<0.000200	<0.000200	<0.000200	<0.000200	<0.000200		<0.000200	
cis-1,3-Dichloropropene	30	<0.000200	<0.000200	<0.000200	<0.000200	<0.000200	<0.000200	<0.000200	<0.000200	<0.000200	<0.000200	<0.000200	<0.000200	<0.000200	<0.000200	<0.000200	<0.000200	<0.000200	<0.000200		<0.000200	
Cyclohexane	770	<0.00500 N	<0.00500 N	<0.00500 N	<0.00500 N	<0.00500 N	<0.00500 N	<0.00500 N	<0.00500 N	<0.00500 N	<0.00500 N	<0.00500 N	<0.00500 N	<0.00500 N	<0.00500 N	<0.00500 N	<0.00500 N	<0.00500 N	<0.00500 N	X7	<0.00500 N	X7
Dibromochloromethane	NL	<0.000200	<0.000200	<0.000200	<0.000200	<0.000200	<0.000200	<0.000200	<0.000200	<0.000200	<0.000200	<0.000200	<0.000200	<0.000200	<0.000200	<0.000200	<0.000200	<0.000200	<0.000200		<0.000200	
Dichlorodifluoromethane	380	<0.000200	<0.000200	<0.000200	<0.000200	<0.000200	<0.000200	<0.000200	<0.000200	<0.000200	<0.000200	<0.000200	<0.000200	<0.000200	<0.000200	<0.000200	<0.000200	<0.000200	<0.000200		<0.000200	
Ethylbenzene	2000	<0.000300	<0.000300	<0.000300	<0.000300	<0.000300	<0.000300	<0.000300	<0.000300	<0.000300	<0.000300	<0.000300	<0.000300	<0.000300	<0.000300	<0.000300	<0.000300	<0.000300	<0.000300		<0.000300	
Isopropylbenzene (Cumene)	570	<0.000200	<0.000200	<0.000200	<0.000200	<0.000200	<0.000200	<0.000200	<0.000200	<0.000200	<0.000200	<0.000200	<0.000200	<0.000200	<0.000200	<0.000200	<0.000200	<0.000200	<0.000200	UJ	<0.000200	UJ
m,p-Xylene	1200	<0.000600	<0.000600	<0.000600	<0.000600	<0.000600	<0.000600	<0.000600	<0.000600	<0.000600	<0.000600	<0.000600	<0.000600	<0.000600	<0.000600	<0.000600	<0.000600	<0.000600	<0.000600		<0.000600	
Methyl Acetate	17000	<0.00500	<0.00500	<0.00500	<0.00500	<0.00500	<0.00500	<0.00500	<0.00500	<0.00500	<0.00500	<0.00500	<0.00500	<0.00500	<0.00500	<0.00500	<0.00500	<0.00500	<0.00500		<0.00500	
Methyl tert-butyl ether	520	<0.000300	<0.000300	<0.000300	<0.000300	<0.000300	<0.000300	<0.000300	<0.000300	<0.000300	<0.000300	<0.000300	<0.000300	<0.000300	<0.000300	<0.000300	<0.000300	<0.000300	<0.000300		<0.000300	
Methylcyclohexane	180	<0.00500	<0.00500	<0.00500	<0.00500	<0.00500	<0.00500	<0.00500	<0.00500	<0.00500	<0.00500	<0.00500	<0.00500	<0.00500	<0.00500	<0.00500	<0.00500	<0.00500	<0.00500		<0.00500	
Methylene chloride	160	<0.00250	<0.00250	<0.00250	<0.00250	<0.00250	<0.00250	<0.00250	<0.00250	<0.00250	<0.00250	<0.00250	<0.00250	<0.00250	<0.00250	<0.00250	<0.00250	<0.00250	<0.00250		<0.00250	
o-Xylene	98000	<0.000300	<0.000300	<0.000300	<0.000300	<0.000300	<0.000300	<0.000300	<0.000300	<0.000300	<0.000300	<0.000300	<0.000300	<0.000300	<0.000300	<0.000300	<0.000300	<0.000300	<0.000300		<0.000300	
Styrene	2000	<0.000200	<0.000200	<0.000200	<0.000200	<0.000200	<0.000200	<0.000200	<0.000200	<0.000200	<0.000200	<0.000200	<0.000200	<0.000200	<0.000200	<0.000200	<0.000200	<0.000200	<0.000200	R	<0.000200	R
Tetrachloroethene	64	<0.000600	<0.000600	<0.000600	<0.000600	<0.000600	<0.000600	<0.000600	<0.000600	<0.000600	<0.000600	<0.000600	<0.000600	<0.000600	<0.000600	<0.000600	<0.000600	<0.000600	<0.000600		<0.000600	
Toluene	8200	<0.000600	<0.000600	<0.000600	<0.000600	<0.000600	<0.000600	<0.000600	<0.000600	<0.000600	<0.000600	<0.000600	**0.000630 J**	<0.000600	<0.000600	<0.000600	<0.000600	<0.000600	<0.000600		**0.000710 J**	J
trans-1,2-Dichloroethene	99	<0.000200	<0.000200	<0.000200	<0.000200	<0.000200	<0.000200	<0.000200	<0.000200	<0.000200	<0.000200	<0.000200	<0.000200	<0.000200	<0.000200	<0.000200	<0.000200	<0.000200	<0.000200		<0.000200	
trans-1,3-Dichloropropene	25	<0.000200	<0.000200	<0.000200	<0.000200	<0.000200	<0.000200	<0.000200	<0.000200	<0.000200	<0.000200	<0.000200	<0.000200	<0.000200	<0.000200	<0.000200	<0.000200	<0.000200	<0.000200	UJ	<0.000200	UJ
Trichloroethene	15	<0.000600	<0.000600	<0.000600	<0.000600	<0.000600	<0.000600	<0.000600	<0.000600	<0.000600	<0.000600	<0.000600	<0.000600	<0.000600	<0.000600	<0.000600	<0.000600	<0.000600	<0.000600		<0.000600	
Trichlorofluoromethane	530	<0.000200	<0.000200	<0.000200	<0.000200	<0.000200	<0.000200	<0.000200	<0.000200	<0.000200	<0.000200	<0.000200	<0.000200	<0.000200	<0.000200	<0.000200	<0.000200	<0.000200	<0.000200		<0.000200	
Vinyl chloride	0.49	<0.000100	<0.000100	<0.000100	<0.000100	<0.000100	<0.000100	<0.000100	<0.000100	<0.000100	<0.000100	<0.000100	<0.000100	<0.000100	<0.000100	<0.000100	<0.000100	<0.000100	<0.000100	UJ	<0.000100	UJ

Notes:

* October 2010 samples ran using method 8260B-SIM

** April 2011 samples ran using standard method 8260C

NL = Not Listed

BOLD = Detectable Concentration

Laboratory Flags

J = Analyte detected between MDL and RL or SDL and RL

N = Parameter not NELAC Certified

DUS Qualifier Flags

U = Blank affected: the analyte was not detected above 5x (10x for common contaminants) the level in an associated blank.

UJ = Estimated data; The analyte was not detected above the reported Sample Detection Limit (SDL) however, the SDL is approximate due to exceedance of one or more QC requirements.

J = Estimated data; The reported sample concentration or mass is approximate due to exceedance of one or more QC requirements.

X7 = The laboratory is not NELAC accredited under the Texas Laboratory Accrediation Program for this analyte in this matrix analyzed by this method. The TCEQ does not offer accreditation for this analyte, in this matrix, analyzed by this method.

H = Bias in sample result is likely to be high

L = Bias in sample result is likely to be low

R = Rejected; Serious QC deficiencies make it impossible to verify the presence or absence of this analyte.

Summary of Analytical Results - Groundwater PAH
Hillcrest
Table 1e

	Sample Location	ULW Sample of GW-02 Prior to Developing	DUS Qualifier	GW-01	DUS Qualifier	GW-01	DUS Qualifier	GW-Dup-01 (GW-01)	DUS Qualifier	GW-02	DUS Qualifier	GW-02	DUS Qualifier	GW-03	GW-03	GW-04	DUS Qualifier	GW-04	DUS Qualifier	GW-05	DUS Qualifier	GW-05	DUS Qualifier	GW-06	DUS Qualifier	GW-06	DUS Qualifier
	Screen Depth			11.5-26.5		11.5-26.5		11.5-26.5		10-27.5		10-27.5		10.5-25.5	10.5-25.5	8-20.5		8-20.5		10.5-25.5		10.5-25.5		5-27.5		5-27.5	
	Date Sampled			10/22/2010		4/26/2011		4/26/2011		10/21/2010		4/27/2011		10/19/2010	4/26/2011	10/22/2010		4/26/2011		10/22/2010		4/27/2011		10/21/2010		4/27/2011	
	Units	mg/L		mg/L		mg/L		mg/L		mg/L		mg/L		mg/L	mg/L	mg/L		mg/L		mg/L		mg/L		mg/L		mg/L	
PAH by Method 8270C *	**$AirGW_{Inh-V}$ mg/L (30-acre source area)**																										
Acenaphthene	NL	<0.0000250	UJL	<0.0000250	UJL	<0.000587		<0.000575		<0.0000250	UJL	<0.000569		Well Dry	Insufficient Fluids for PAH Analysis	<0.0000250	UJL	<0.000612		<0.0000250	UJL	<0.000599		<0.0000250	UJL	<0.000587	
Acenaphthylene	NL	<0.0000250	UJL	<0.0000250	UJL	<0.000515	UJL	<0.000505	UJL	<0.0000250	UJL	<0.000500	UJL			<0.0000250	UJL	<0.000538	UJL	<0.0000250	UJL	<0.000526	UJL	<0.0000250	UJL	<0.000515	UJL
Anthracene	NL	<0.0000250	UJL	<0.0000250	UJL	<0.000515		<0.000505		<0.0000250	UJL	<0.000500				<0.0000250	UJL	<0.000538		<0.0000250	UJL	<0.000526		<0.0000250	UJL	<0.000515	
Benzo[a]anthracene	260	<0.0000250		<0.0000250		<0.000515		<0.000505		<0.0000250		<0.000500				<0.0000250		<0.000538		<0.0000250		<0.000526		<0.0000250		<0.000515	
Benzo[a]pyrene	50	<0.0000250		<0.0000250		<0.000515		<0.000505		<0.0000250		<0.000500				<0.0000250		<0.000538		<0.0000250		<0.000526		<0.0000250		<0.000515	
Benzo[b]fluoranthene	210	<0.0000250		<0.0000250		<0.000515		<0.000505		<0.0000250		<0.000500				<0.0000250		<0.000538		<0.0000250		<0.000526		<0.0000250		<0.000515	
Benzo[g,h,i]perylene	NL	<0.0000250		<0.0000250		<0.000515		<0.000505		<0.0000250		<0.000500				<0.0000250		<0.000538		<0.0000250		<0.000526		<0.0000250		<0.000515	
Benzo[k]fluoranthene	13000	<0.0000250		<0.0000250		<0.000515		<0.000505		<0.0000250		<0.000500				<0.0000250		<0.000538		<0.0000250		<0.000526		<0.0000250		<0.000515	
Chrysene	75000	<0.0000250		<0.0000250		<0.000515		<0.000505		<0.0000250		<0.000500				<0.0000250		<0.000538		<0.0000250		<0.000526		<0.0000250		<0.000515	
Dibenz[a,h]anthracene	130	<0.00000500		<0.00000500		<0.000515		<0.000505		<0.00000500		<0.000500				<0.00000500		<0.000538		<0.00000500		<0.000526		<0.00000500		<0.000515	
Fluoranthene	NL	<0.0000250		<0.0000250		<0.000515		<0.000505		<0.0000250		<0.000500				<0.0000250		<0.000538		<0.0000250		<0.000526		<0.0000250		<0.000515	
Fluorene	NL	<0.0000250	UJL	<0.0000250	UJL	<0.000627		<0.000614		<0.0000250	UJL	<0.000608				<0.0000250	UJL	<0.000654		<0.0000250	UJL	<0.000640		<0.0000250	UJL	<0.000627	
Indeno[1,2,3-cd]pyrene	1200	<0.0000250		<0.0000250		<0.000515		<0.000505		<0.0000250		<0.000500				<0.0000250		<0.000538		<0.0000250		<0.000526		<0.0000250		<0.000515	
2-Methylnaphthalene	NL	NT		NT		<0.000515		<0.000505		NT		<0.000500				NT		<0.000538		NT		<0.000526		NT		<0.000515	
Naphthalene	41	<0.0000250	UJL	<0.0000250	UJL	<0.000515		<0.000505		**0.0000374 J**	J	<0.000500				**0.0000357 J**	J	<0.000538		<0.0000250	UJL	<0.000526		<0.0000250	UJL	<0.000515	
Phenanthrene	NL	**0.0000310 J**	J	<0.0000250	UJL	<0.000530		<0.000519		<0.0000250	UJL	<0.000514				<0.0000250	UJL	<0.000553		<0.0000250	UJL	<0.000541		<0.0000250	UJL	<0.000530	
Pyrene	NL	<0.0000250		<0.0000250		<0.000515		<0.000505		<0.0000250		<0.000500				<0.0000250		<0.000538		<0.0000250		<0.000526		<0.0000250		<0.000515	
Sulfolane	17000	NT		NT		<0.000515	X7	<0.000505	X7	NT		<0.000500	X7			NT		<0.000538	X7	NT		<0.000526	X7	NT		<0.000515	X7

Notes:

* October 2010 samples ran using method 8270C-SIM and April 2011 samples ran using standard method 8270C.

NL = Not Listed

NT = Not Tested

BOLD = Detectable Concentration

Laboratory Flags

J = Analyte detected between MDL and RL or SDL and RL.

N = Parameter not NELAC Certified

DUS Qualifier Flags

U = Blank affected: the analyte was not detected above 5x (10x for common contaminants) the level in an associated blank.

UJ = Estimated data; The analyte was not detected above the reported Sample Detection Limit (SDL) however, the SDL is approximate due to exceedance of one or more QC requirements.

J = Estimated data; The reported sample concentration or mass is approximate due to exceedance of one or more QC requirements.

X7 = The laboratory is not NELAC accredited under the Texas Laboratory Accrediation Program for this analyte in this matrix analyzed by this method. The TCEQ does not offer accreditation for this analyte, in this matrix, analyzed by this method.

H = Bias in sample result is likely to be high

L = Bias in sample result is likely to be low

Summary of Analytical Results - Groundwater PAH
Hillcrest
Table 1e

	Sample Location	GW-07	DUS Qualifier	GW-07	DUS Qualifier	GW-08	DUS Qualifier	GW Dup-1 (GW-08)	DUS Qualifier	GW-08	DUS Qualifier	GW EB 1	GW EB 2	GW EB-03	GW-EB-4	GW-EB-5	GW EB-1	GW-EB-01	GW-EB-02	GW-EB-03	GW-03 Spring Water	DUS Qualifier	GW-EB-04	Waste	DUS Qualifier
	Screen Depth	8-23		8-23		5-20		5-20		5-20		NA	NA	NA	NA	NA	NA	NA	NA	NA	NA		NA	NA	
	Date Sampled	10/22/2010		4/28/2011		10/22/2010		10/22/2010		4/28/2011		10/18/2010	10/18/2010	10/19/2010	10/20/2010	10/20/2010	10/22/2010	4/26/2011	4/26/2011	4/27/2011	4/27/2011		4/28/2011	4/28/2011	
	Units	mg/L		mg/L		mg/L		mg/L		mg/L		mg/L	mg/L	mg/L	mg/L	mg/L	mg/L	mg/L	mg/L	mg/L	mg/L		mg/L	mg/L	
PAH by Method 8270C *	**$AirGW_{Inh-V}$ mg/L (30-acre source area)**																								
Acenaphthene	NL	<0.0000250	UJL	<0.000552		**0.000200**	JL	**0.000237**	JL	<0.000537		<0.0000250	<0.0000250	<0.0000250	<0.0000250	<0.0000250	<0.0000250	<0.000581	<0.000599	<0.000575	<0.000599		<0.000587	<0.000593	
Acenaphthylene	NL	<0.0000250	UJL	<0.000485		<0.0000250	UJL	<0.0000250	UJL	<0.000472		<0.0000250	<0.0000250	<0.0000250	<0.0000250	<0.0000250	<0.0000250	<0.000510	<0.000526	<0.000505	<0.000526		<0.000515	<0.000521	
Anthracene	NL	**0.0000567**	JL	<0.000485		**0.0000262 J**	J	**0.0000300 J**	J	<0.000472		<0.0000250	<0.0000250	<0.0000250	<0.0000250	<0.0000250	<0.0000250	<0.000510	<0.000526	<0.000505	<0.000526		<0.000515	<0.000521	
Benzo[a]anthracene	260	<0.0000250		<0.000485		<0.0000250		<0.0000250		<0.000472		<0.0000250	<0.0000250	<0.0000250	<0.0000250	<0.0000250	<0.0000250	<0.000510	<0.000526	<0.000505	<0.000526		<0.000515	<0.000521	
Benzo[a]pyrene	50	<0.0000250		<0.000485		<0.0000250		<0.0000250		<0.000472		<0.0000250	<0.0000250	<0.0000250	<0.0000250	<0.0000250	<0.0000250	<0.000510	<0.000526	<0.000505	<0.000526		<0.000515	<0.000521	
Benzo[b]fluoranthene	210	<0.0000250		<0.000485		<0.0000250		<0.0000250		<0.000472		<0.0000250	<0.0000250	<0.0000250	<0.0000250	<0.0000250	<0.0000250	<0.000510	<0.000526	<0.000505	<0.000526		<0.000515	<0.000521	
Benzo[g,h,i]perylene	NL	<0.0000250		<0.000485		<0.0000250		<0.0000250		<0.000472		<0.0000250	<0.0000250	<0.0000250	<0.0000250	<0.0000250	<0.0000250	<0.000510	<0.000526	<0.000505	<0.000526		<0.000515	<0.000521	
Benzo[k]fluoranthene	13000	<0.0000250		<0.000485		<0.0000250		<0.0000250		<0.000472		<0.0000250	<0.0000250	<0.0000250	<0.0000250	<0.0000250	<0.0000250	<0.000510	<0.000526	<0.000505	<0.000526		<0.000515	<0.000521	
Chrysene	75000	<0.0000250		<0.000485		<0.0000250		<0.0000250		<0.000472		<0.0000250	<0.0000250	<0.0000250	<0.0000250	<0.0000250	<0.0000250	<0.000510	<0.000526	<0.000505	<0.000526		<0.000515	<0.000521	
Dibenz[a,h]anthracene	130	<0.00000500		<0.000485		<0.00000500		<0.00000500		<0.000472		<0.00000500	<0.00000500	<0.00000500	<0.00000500	<0.00000500	<0.00000500	<0.000510	<0.000526	<0.000505	<0.000526		<0.000515	<0.000521	
Fluoranthene	NL	<0.0000250		<0.000485		**0.0000357 J**	J	**0.0000364 J**	J	<0.000472		<0.0000250	<0.0000250	<0.0000250	<0.0000250	<0.0000250	<0.0000250	<0.000510	<0.000526	<0.000505	<0.000526		<0.000515	<0.000521	
Fluorene	NL	<0.0000250	UJL	<0.000590		**0.0000522**	JL	**<0.0000250**	UJL	<0.000574		<0.0000250	<0.0000250	<0.0000250	<0.0000250	<0.0000250	<0.0000250	<0.000620	<0.000640	<0.000614	<0.000640		<0.000627	<0.000533	
Indeno[1,2,3-cd]pyrene	1200	<0.0000250		<0.000485		<0.0000250		<0.0000250		<0.000472		<0.0000250	<0.0000250	<0.0000250	<0.0000250	<0.0000250	<0.0000250	<0.000510	<0.000526	<0.000505	<0.000526		<0.000515	<0.000521	
2-Methylnaphthalene	NL	NT		<0.000485		NT		NT		<0.000472		<0.0000250	<0.0000250	<0.0000250	<0.0000250	<0.0000250	<0.0000250	<0.000510	<0.000526	<0.000505	<0.000526		<0.000515	<0.000521	
Naphthalene	41	<0.0000250	UJL	<0.000485		**0.000301**	JL	**0.000381**	JL	<0.000472		**0.000148**	**0.000126**	**0.000130**	<0.0000250	<0.0000250	<0.0000250	<0.000510	<0.000526	<0.000505	<0.000526		<0.000515	<0.000521	
Phenanthrene	NL	<0.0000250	UJL	<0.000499		**0.0000382 J**	J	**0.0000535**	JL	<0.000485		<0.0000250	<0.0000250	<0.0000250	<0.0000250	<0.0000250	<0.0000250	<0.000524	<0.000541	<0.000519	<0.000541		<0.000530	<0.000535	
Pyrene	NL	<0.0000250		<0.000485		**0.0000418 J**	J	**0.0000437 J**	J	<0.000472		<0.0000250	<0.0000250	<0.0000250	<0.0000250	<0.0000250	<0.0000250	<0.000510	<0.000526	<0.000505	<0.000526		<0.000515	<0.000472	
Sulfolane	17000	NT		<0.000485	X7	NT		NT		<0.000472	X7	NT	NT	NT	NT	NT	NT	<0.000510	<0.000526	<0.000505	<0.000526	X7	<0.000515	<0.000472	X7

Notes:

* October 2010 samples ran using method 8270C-SIM and April 2011 samples ran using standard method 8270C.

NL = Not Listed

NT = Not Tested

BOLD = Detectable Concentration

Laboratory Flags

J = Analyte detected between MDL and RL or SDL and RL.

N = Parameter not NELAC Certified

DUS Qualifier Flags

U = Blank affected: the analyte was not detected above 5x (10x for common contaminants) the level in an associated blank.

UJ = Estimated data; The analyte was not detected above the reported Sample Detection Limit (SDL) however, the SDL is approximate due to exceedance of one or more QC requirements.

J = Estimated data; The reported sample concentration or mass is approximate due to exceedance of one or more QC requirements.

X7 = The laboratory is not NELAC accredited under the Texas Laboratory Accrediation Program for this analyte in this matrix analyzed by this method. The TCEQ does not offer accreditation for this analyte, in this matrix, analyzed by this method.

H = Bias in sample result is likely to be high

L = Bias in sample result is likely to be low

Summary of Analytical Results - Groundwater TPH
Hillcrest
Table 1f

COC				TPH C6-C12	TPH C12-C28	TPH C28-C35	Total TPH C6-C35
$AirGW_{Inh-V}$ (mg/L, 30-acre source area)				230	970	970	NL
Sample ID	Date Sampled	Screen Depth (ft)	Units				
ULW Sample of GW-02 Prior to Developing			mg/L	<0.680	<0.680	<0.680	<0.680
GW-01	10/22/2010	11.5-26.5	mg/L	<0.665	<0.665	<0.665	<0.665
GW-01	4/26/2011	11.5-26.5	mg/L	<0.700	<0.700	<0.700	<0.700
GW-DUP-01 (GW-01)	4/26/2011	11.5-26.5	mg/L	<0.695	<0.695	<0.695	<0.695
GW-02	10/21/2010	10-27.5	mg/L	<0.659	<0.659	<0.659	<0.659
GW-02	4/27/2011	10-27.5	mg/L	<0.683	<0.683	<0.683	<0.683
GW-03	10/19/2010	10.5-25.5	mg/L	Well Dry			
GW-03	4/27/2011	10.5-25.5	mg/L	Not Tested			
GW-04	10/22/2010	8-20.5	mg/L	<0.682	<0.682	<0.682	<0.682
GW-04	4/26/2011	8-20.5	mg/L	<0.683	<0.683	<0.683	<0.683
GW-05	10/22/2010	10.5-25.5	mg/L	<0.668	<0.668	<0.668	<0.668
GW-05	4/27/2011	10.5-25.5	mg/L	<0.697	<0.697	<0.697	<0.697
GW-06	10/21/2010	5-27.5	mg/L	<0.666	<0.666	<0.666	<0.666
GW-06	4/27/2011	5-27.5	mg/L	<0.692	<0.692	<0.692	<0.692
GW-07	10/22/2010	8-23	mg/L	<0.680	<0.680	<0.680	<0.680
GW-07	4/28/2011	8-23	mg/L	<0.699	<0.699	<0.699	<0.699
GW-08	10/22/2010	5-20	mg/L	<0.697	<0.697	<0.697	<0.697
GW Dup-1 (GW-08)	10/22/2010	5-20	mg/L	<0.686	<0.686	<0.686	<0.686
GW-08	4/28/2011	5-20	mg/L	<0.693	<0.693	<0.693	<0.693
GW EB-1	10/18/2010	NA	mg/L	<0.693	<0.693	<0.693	<0.693
GW EB 02	10/18/2010	NA	mg/L	<0.696	<0.696	<0.696	<0.696
GW EB-03	10/19/2010	NA	mg/L	<0.680	<0.680	<0.680	<0.680
GW-EB-4	10/20/2010	NA	mg/L	<0.678	<0.678	<0.678	<0.678
GW-EB-5	10/21/2010	NA	mg/L	<0.670	<0.670	<0.670	<0.670
GW EB-1	10/22/2010	NA	mg/L	<0.677	<0.677	<0.677	<0.677
GW-EB-01	4/26/2011	NA	mg/L	<0.696	<0.696	<0.696	<0.696
GW-EB-02	4/26/2011	NA	mg/L	<0.694	<0.694	<0.694	<0.694
GW-EB-03	4/27/2011	NA	mg/L	<0.698	<0.698	<0.698	<0.698
GW-EB-04	4/28/2011	NA	mg/L	<0.691	<0.691	<0.691	<0.691
GW-03 Spring Water	4/27/2011	NA	mg/L	<0.697	<0.697	<0.697	<0.697
WASTE	4/28/2011	NA	mg/L	<0.688	<0.688	<0.688	<0.688

Notes:

NA = Not Applicable

NL = Not Listed

TPH - Total Petroleum Hydrocarbons

$^{Air}GW_{Inh-V}$ - Protective Concentration Level for inhalation of volatiles from subsurface groundwater.

COC - Chemical of Concern

Table 1g Metals in Soil Samples

Metals by SW6020	Health-based Benchmark $^{Tot}Soil_{Comb}$ 30 Acre Source Area (mg/kg)	Pena Soil Boring SB-26-02 (mg/kg) 10-21-2010 (0 - 2.5 ft)	DUS Qualifier
Arsenic	24	3.71	
Barium	7800	139	J
Cadmium	52	0.370	
Chromium (Total)	27000	15.8	
Lead	500	12.2	
Mercury	2.1	<0.0189*	
Selenium	310	1.55	
Silver	95	0.210 J	J

* Analyzed utilizing Method SW7471A.

Bold indicates a soil concentration exceeding PCL concentrations.

DUS Qualifier Flags:

J = Estimated data; The reported sample concentration or mass is approximate due to exceedance of one or more QC requirements.

APPENDIX C

Summary of Groundwater Measurements

First Half 2011 Joint Semiannual Hydrocarbon Plume Status Report (Prepared by Rosengarten, Smith & Associates)

SUMMARY OF GROUNDWATER MEASUREMENTS
Hillcrest Environmental Investigation
Corpus Christi, Texas

WELL ID	DATE GAUGED	TOC ELEVATION*	SCREENED INTERVAL (Measured from Top of Casing)	DEPTH TO		ELEVATION		PSH THICKNESS	HYDRO EQUIV (0.78)	CORR WATER ELEVATION	GALLONS OF FLUID RECOVERED		CUMULATIVE TOTAL FLUIDS RECOVERED	
				PSH	WATER	PSH	WATER				PSH	WATER	PSH	WATER
MW-1	10/21/2010	25.79	11.5 - 26.5	Not Gauged				0.00	0.00	0.00	0.00	38.00	0.00	38.00
	10/22/2010	25.79	11.5 - 26.5	0.00	17.96	0.00	7.83	0.00	0.00	7.83	0.00	3.00	0.00	41.00
	4/26/2011	25.79	11.5 - 26.5	0.00	18.45	0.00	7.34	0.00	0.00	7.34	0.00	3.00	0.00	44.00
MW-2	10/21/2010	25.58	10 - 27.5	Not Gauged				0.00	0.00	0.00	0.00	40.00	0.00	40.00
	10/22/2010	25.58	10 - 27.5	0.00	17.98	0.00	7.60	0.00	0.00	7.60	0.00	4.50	0.00	44.50
	4/26/2011	25.58	10 - 27.5	0.00	18.48	0.00	7.10	0.00	0.00	7.10	0.00	3.50	0.00	48.00
MW-3	10/21/2010	26.05	10.5 - 25.5	Not Gauged				0.00	0.00	0.00	0.00	0.00	0.00	0.00
	10/22/2010	26.05	10.5 - 25.5	0.00	dry	0.00	dry	0.00	0.00	dry	0.00	0.00	0.00	0.00
	4/26/2011	26.05	10.5 - 25.5	0.00	24.60	0.00	1.45	0.00	0.00	1.45	0.00	0.00	0.00	0.00
MW-4[a]	10/22/2010	21.44	8 - 20.5	Not Gauged				0.00	0.00	0.00	0.00	20.00	0.00	20.00
	10/22/2010	21.44	8 - 20.5	0.00	15.08	0.00	6.36	0.00	0.00	6.36	0.00	2.75	0.00	22.75
	4/26/2011	21.44	8 - 20.5	0.00	16.48	0.00	4.96	0.00	0.00	4.96	0.00	2.00	0.00	24.75
MW-5	10/21/2010	23.23	10.5 - 25.5	Not Gauged				0.00	0.00	0.00	0.00	35.00	0.00	35.00
	10/22/2010	23.23	10.5 - 25.5	0.00	16.37	0.00	6.86	0.00	0.00	6.86	0.00	5.00	0.00	40.00
	4/26/2011	23.23	10.5 - 25.5	0.00	17.16	0.00	6.07	0.00	0.00	6.07	0.00	3.00	0.00	43.00
MW-6	10/20/2010	24.41	5 - 27.5	Not Gauged				0.00	0.00	0.00	0.00	55.00	0.00	55.00
	10/22/2010	24.41	5 - 27.5	0.00	18.55	0.00	5.86	0.00	0.00	5.86	0.00	4.50	0.00	59.50
	4/26/2011	24.41	5 - 27.5	0.00	19.43	0.00	4.98	0.00	0.00	4.98	0.00	2.75	0.00	62.25
MW-7[a]	10/22/2010	19.74	8 - 23	Not Gauged				0.00	0.00	0.00	0.00	42.00	0.00	42.00
	10/22/2010	19.74	8 - 23	0.00	13.30	0.00	6.44	0.00	0.00	6.44	0.00	3.00	0.00	45.00
	4/26/2011	19.74	8 - 23	0.00	14.23	0.00	5.51	0.00	0.00	5.51	0.00	3.50	0.00	48.50
MW-8[a]	10/22/2010	17.90	5 - 20	Not Gauged				0.00	0.00	0.00	0.00	22.00	0.00	22.00
	10/22/2010	17.90	5 - 20	0.00	13.37	0.00	4.53	0.00	0.00	4.53	0.00	2.00	0.00	24.00
	4/26/2011	17.90	5 - 20	0.00	14.82	0.00	3.08	0.00	0.00	3.08	0.00	3.50	0.00	27.50

	PSH	Water	Total
Total Fluids	0.00	298.00	298.00

NOTE:
*Monitor wells MW-1 through MW-8 locations were surveyed by Frontier Surveying Company on Oct. 22, 2010. Elevations reference NAVD88 U.S. Feet.
[a]Monitor wells MW-4, MW-7 and MW-8 have surface mount completion. The remaining wells have 2 1/2 foot stick-up completions.
0.00 = PSH not encountered.

FIRST HALF 2011 JOINT SEMIANNUAL HYDROCARBON PLUME STATUS REPORT CORPUS CHRISTI SHIP CHANNEL INNER HARBOR AREA CORPUS CHRISTI, NUECES COUNTY, TEXAS

Prepared for

Corpus Christi Inner Harbor System Operators

Flint Hills Resources Corpus Christi, LLC
CITGO Refining and Chemicals Company L.P.
Valero Refining – Texas, L.P.
El Paso Merchant Energy-Petroleum Company
Hess Corporation

Prepared by

Rosengarten, Smith & Associates, Inc.
2222 Western Trails Blvd., Suite 300
Austin, Texas 78745

Project No. 2596

October 14, 2011

STATE OF TEXAS
10-14-11
ANTHONY G. HORTON
GEOLOGY
No. 2373
LICENSED
PROFESSIONAL GEOSCIENTIST

Table 2

April 2011 Well Gauging and Analytical Results

First Half 2011 Joint Semiannual Hydrocarbon Plume Status Report
Corpus Christi Ship Channel Inner Harbor Area
Corpus Christi, Nueces County, Texas

Well ID	TOC Elevation (ft. MSL)	Specific Gravity	Depth to LNAPL (ft. BTOC)	Depth to GW (ft. BTOC)	Total Well Depth (ft. BTOC)	Apparent LNAPL Thickness (ft.)	Corrected Depth to GW (ft. BTOC)	Corrected GW Elevation (ft. MSL)	Benzene (mg/l)
CITGO East Plant - Monitor Wells									
D201	5.12	NA	ND	3.34	NM	ND	3.34	1.78	**0.273**
D205	4.95	NA	ND	3.24	NM	ND	3.24	1.71	**0.00606**
DW01	17.61	NA	ND	11.24	NM	ND	11.24	6.37	<0.01
DW05	27.78	NA	ND	18.52	NM	ND	18.52	9.26	**0.0535**
DW06	27.77	NA	ND	18.31	NM	ND	18.31	9.46	<0.001
DW07	20.50	0.7086	12.71	12.83	NM	0.12	12.74	7.76	NA
DW08	10.64	NA	ND	4.61	NM	ND	4.61	6.03	<0.001
DW09	28.23	NA	ND	20.71	NM	ND	20.71	7.52	**0.0631**
DW11	25.02	NA	ND	16.82	NM	ND	16.82	8.20	<0.001
DW12	17.95	NA	ND	11.39	NM	ND	11.39	6.56	<0.001
DW13	28.91	NA	ND	21.75	NM	ND	21.75	7.16	<0.001
DW16	26.68	NA	ND	19.02	NM	ND	19.02	7.66	0.0017
DW17	27.23	NA	ND	19.36	NM	ND	19.36	7.87	<0.001
DW25	28.83	NA	ND	19.09	NM	ND	19.09	9.74	<0.001
DW26	29.54	0.7500	21.02	21.25	NM	0.23	21.08	8.46	NA
DW28	24.10	0.8761	16.10	16.14	NM	0.04	16.10	8.00	NA
DW29	10.55	NA	ND	5.67	NM	ND	5.67	4.88	<0.001
DW30	28.34	NA	ND	21.34	NM	ND	21.34	7.00	<0.001
DW31R	23.99	NA	ND	15.96	NM	ND	15.96	8.03	**362**
DW32	28.02	NA	ND	19.67	NM	ND	19.67	8.35	**0.0431**
DW33	20.55	NA	ND	15.81	NM	ND	15.81	4.74	<0.001
DW34	25.77	NA	ND	20.13	NM	ND	20.13	5.64	<0.001
DW37	23.85	NA	ND	16.00	NM	ND	16.00	7.85	<0.001
DW38	23.61	NA	ND	15.75	NM	ND	15.75	7.86	<0.001
DW42	8.00	NA	ND	2.95	NM	ND	2.95	5.05	<0.01
DW43	5.64	NA	ND	0.44	NM	ND	0.44	5.20	**0.0283**
DW44	6.18	NA	ND	1.21	NM	ND	1.21	4.97	<0.01
DW47	12.25	NA	ND	7.39	NM	ND	7.39	4.86	<0.001
DW48	14.67	NA	ND	10.18	NM	ND	10.18	4.49	<0.001
MW103	21.64	NA	ND	14.63	NM	ND	14.63	7.01	<0.001
MW206R	28.04	NA	ND	18.70	NM	ND	18.70	9.34	<0.001
MW212	27.82	NA	ND	18.39	NM	ND	18.39	9.43	<0.001
MW215	29.06	NA	ND	19.84	NM	ND	19.84	9.22	<0.001
MW218	28.77	NA	ND	19.71	NM	ND	19.71	9.06	**0.00639**
MW224	26.87	NA	ND	18.46	NM	ND	18.46	8.41	<0.001
MW225	29.69	NA	ND	21.56	NM	ND	21.56	8.13	**29.2**
MWP105	23.07	NA	ND	16.06	NM	ND	16.06	7.01	<0.001
MWSR1	22.21	NA	ND	15.06	NM	ND	15.06	7.15	<0.001
PL16	27.01	NA	ND	17.83	NM	ND	17.83	9.18	<0.001
PL17	26.95	NA	ND	15.72	NM	ND	15.72	11.23	**0.01**
PL18	27.09	NA	ND	18.11	NM	ND	18.11	8.98	<0.001
PL19	25.79	NA	ND	17.79	NM	ND	17.79	8.00	<0.001
PL22	26.08	NA	ND	18.23	NM	ND	18.23	7.85	**25.6**
PL25	25.60	NA	ND	17.28	NM	ND	17.28	8.32	<0.001

Table 2

April 2011 Well Gauging and Analytical Results

First Half 2011 Joint Semiannual Hydrocarbon Plume Status Report
Corpus Christi Ship Channel Inner Harbor Area
Corpus Christi, Nueces County, Texas

Well ID	TOC Elevation (ft. MSL)	Specific Gravity	Depth to LNAPL (ft. BTOC)	Depth to GW (ft. BTOC)	Total Well Depth (ft. BTOC)	Apparent LNAPL Thickness (ft.)	Corrected Depth to GW (ft. BTOC)	Corrected GW Elevation (ft. MSL)	Benzene (mg/l)
PL27	25.92	NA	ND	17.41	NM	ND	17.41	8.51	**0.0542**
CITGO East Plant - Observation Wells									
DW02R	23.71	NA	ND	3.38	NM	ND	3.38	20.33	NA
DW03	28.16	NA	ND	8.72	NM	ND	8.72	19.44	NA
DW04	28.69	NA	ND	19.90	NM	ND	19.90	8.79	NA
DW10	25.91	0.7947	16.65	18.24	NM	1.59	16.98	8.93	NA
DW14	16.10	0.7682	9.58	11.56	NM	1.98	10.04	6.06	NA
DW15	24.60	0.8003	17.65	17.70	NM	0.05	17.66	6.94	NA
DW18	27.66	0.8514	19.37	20.40	NM	1.03	19.52	8.14	NA
DW19	25.16	0.8577	16.36	18.55	NM	2.19	16.67	8.49	NA
DW20	9.50	NA	ND	3.62	NM	ND	3.62	5.88	NA
DW21	27.40	NA	ND	20.25	NM	ND	20.25	7.15	NA
DW22	11.94	0.8112	6.02	6.12	NM	0.10	6.04	5.90	NA
DW23	10.42	NA	ND	4.31	NM	ND	4.31	6.11	NA
DW24	19.52	NA	ND	12.65	NM	ND	12.65	6.87	NA
DW27	28.60	0.8417	20.44	20.72	NM	0.28	20.48	8.12	NA
DW35	28.94	0.8043	19.37	23.30	NM	3.93	20.14	8.80	NA
DW36	24.49	0.8753	16.59	16.70	NM	0.11	16.60	7.89	NA
DW39	27.43	NA	ND	19.26	NM	ND	19.26	8.17	NA
DW40	25.80	0.8503	17.37	18.08	NM	0.71	17.48	8.32	NA
DW41	25.39	NA	ND	17.45	NM	ND	17.45	7.94	NA
DW45	16.44	0.8028	9.19	10.00	NM	0.81	9.35	7.09	NA
DW46	21.99	NA	ND	14.51	NM	ND	14.51	7.48	NA
MW207	27.09	NA	ND	17.82	NM	ND	17.82	9.27	NA
MW213	27.91	0.7183	18.89	18.89	NM	<0.01	18.89	9.02	NA
MW214	27.34	0.8540	18.11	18.27	NM	0.16	18.13	9.21	NA
MW216	28.87	0.7441	19.88	20.23	NM	0.35	19.97	8.90	NA
MW217RR	28.57	NA	ND	19.73	NM	ND	19.73	8.84	NA
MW219	28.27	0.7397	19.45	19.63	NM	0.18	19.50	8.77	NA
MW220	28.27	NA	ND	19.67	NM	ND	19.67	8.60	NA
MW221	28.90	NA	ND	19.74	NM	ND	19.74	9.16	NA
MW222	28.62	0.7340	19.73	20.64	NM	0.91	19.97	8.65	NA
MW223	28.58	0.8997	19.96	22.18	NM	2.22	20.18	8.40	NA
MWM01	15.87	NA	ND	9.51	NM	ND	9.51	6.36	NA
MWSR2	16.42	NA	ND	9.64	NM	ND	9.64	6.78	NA
MWSR3	14.50	NA	ND	7.85	NM	ND	7.85	6.65	NA
PL05R	26.76	0.7500	16.62	17.52	NM	0.90	16.85	9.92	NA
PL06	26.75	0.7500	16.97	17.24	NM	0.27	17.04	9.71	NA
PL08	27.25	0.8031	17.22	20.57	NM	3.35	17.88	9.37	NA
PL10	26.68	0.8127	16.61	18.59	NM	1.98	16.98	9.70	NA
PL11R	26.98	NA	ND	17.00	NM	ND	17.00	9.98	NA
PL12	26.95	0.7993	15.93	18.58	NM	2.65	16.46	10.49	NA
PL13	26.18	0.8008	16.99	19.17	NM	2.18	17.42	8.76	NA
PL14R	26.68	NA	ND	17.90	NM	ND	17.90	8.78	NA
PL21	28.04	0.7981	19.49	19.51	NM	0.02	19.49	8.55	NA

Table 2

April 2011 Well Gauging and Analytical Results

First Half 2011 Joint Semiannual Hydrocarbon Plume Status Report
Corpus Christi Ship Channel Inner Harbor Area
Corpus Christi, Nueces County, Texas

Well ID	TOC Elevation (ft. MSL)	Specific Gravity	Depth to LNAPL (ft. BTOC)	Depth to GW (ft. BTOC)	Total Well Depth (ft. BTOC)	Apparent LNAPL Thickness (ft.)	Corrected Depth to GW (ft. BTOC)	Corrected GW Elevation (ft. MSL)	Benzene (mg/l)
FHR East Refinery - Monitoring Wells									
DMW-01	27.29	NA	ND	20.28	NM	ND	NA	7.01	0.00023 JB
IH37-1	25.33	NA	ND	15.77	NM	ND	NA	9.56	< 0.0001
IH37-2	24.18	NA	ND	14.8	NM	ND	NA	9.38	0.0032 J
IH37-3	23.74	NA	ND	14	NM	ND	NA	9.74	< 0.0001
IH37-4	23.59	NA	ND	13.98	NM	ND	NA	9.61	0.0043 J
IH37-5	23.42	NA	ND	13.55	NM	ND	NA	9.87	< 0.0001
IH37-6	24.07	NA	ND	14.61	NM	ND	NA	9.46	**0.0091 J**
IH37-7	23.09	NA	ND	13.37	NM	ND	NA	9.72	< 0.0001
IH37-8	24.27	NA	ND	13.98	NM	ND	NA	10.29	< 0.0001
IH37-9	25.21	NA	ND	15.05	NM	ND	NA	10.16	< 0.0001
IH37-10	24.36	NA	ND	14.4	NM	ND	NA	9.96	< 0.0001
IH37-11	23.10	NA	ND	13.8	NM	ND	NA	9.30	< 0.0001
IH37-12	23.39	NA	ND	14.15	NM	ND	NA	9.24	< 0.0001
IH37-13	24.72	NA	ND	14.9	NM	ND	NA	9.82	< 0.0001
M-2	23.73	0.75	14.49	14.75	NM	0.26	14.56	9.17	NA
MW-1	25.72	NA	ND	17.57	NM	ND	NA	8.15	0.00011 J
MW-4	27.50	NA	ND	20.05	NM	ND	NA	7.45	0.00014 J
MW-6	24.15	NA	ND	16.5	NM	ND	NA	7.65	NA
MW-9	6.01	NA	ND	3.16	NM	ND	NA	2.85	**0.037 B**
MW-10	22.78	0.75	14.54	14.85	NM	0.31	14.62	8.16	NA
MW-11	22.72	0.75	14.38	14.97	NM	0.59	14.53	8.19	NA
MW-13	23.52	0.75	15.16	15.83	NM	0.67	15.33	8.19	NA
MW-14	25.78	NA	ND	16.57	NM	ND	NA	9.21	**0.042**
MW-16	22.35	0.75	13.94	14.09	NM	0.15	13.98	8.37	NA
MW-17	22.49	NA	ND	13.88	NM	ND	NA	8.61	**0.16**
MW-18R	24.99	0.75	16.39	16.77	NM	0.38	16.49	8.50	NA
MW-19	22.67	0.75	13.92	14.15	NM	0.23	13.98	8.69	NA
MW-20	23.41	NA	ND	14.5	NM	ND	NA	8.91	< 0.0001
MW-22	23.94	NA	ND	15.55	NM	ND	NA	8.39	**0.015**
MW-23	23.64	0.75	15.65	15.72	NM	0.07	15.67	7.97	NA
MW-24	23.83	NA	ND	15.58	NM	ND	NA	8.25	**0.019**
MW-25R	27.71	0.75	18.96	20.18	NM	1.22	19.27	8.45	NA
MW-26	21.57	NA	ND	13.8	NM	ND	NA	7.77	**0.066 J**
MW-27	26.11	NA	ND	18.34	NM	ND	NA	7.77	**0.038**
MW-28R	23.30	NA	ND	14.95	NM	ND	NA	8.35	**12 B**
MW-29R	23.62	NA	ND	15.2	NM	ND	NA	8.42	**380 B**
MW-31	24.36	0.75	15.86	16.22	NM	0.36	15.95	8.41	NA
MW-32	23.94	0.75	15.80	16.24	NM	0.44	15.91	8.03	NA
MW-33	25.54	NA	ND	16.79	NM	ND	NA	8.75	**0.024**
MW-34	22.50	0.75	14.73	15.11	NM	0.38	14.83	7.67	NA
MW-35	23.14	0.75	15.11	15.31	NM	0.2	15.16	7.98	NA
MW-36	24.52	NA	ND	16.15	NM	ND	NA	8.37	0.0001 J
MW-37	25.73	0.75	17.81	17.88	NM	0.07	17.83	7.90	NA

Table 2

April 2011 Well Gauging and Analytical Results

First Half 2011 Joint Semiannual Hydrocarbon Plume Status Report
Corpus Christi Ship Channel Inner Harbor Area
Corpus Christi, Nueces County, Texas

Well ID	TOC Elevation (ft. MSL)	Specific Gravity	Depth to LNAPL (ft. BTOC)	Depth to GW (ft. BTOC)	Total Well Depth (ft. BTOC)	Apparent LNAPL Thickness (ft.)	Corrected Depth to GW (ft. BTOC)	Corrected GW Elevation (ft. MSL)	Benzene (mg/l)
MW-38	24.08	0.75	16.25	16.31	NM	0.06	16.27	7.81	NA
MW-39	22.87	0.75	15.39	15.43	NM	0.04	15.40	7.47	NA
MW-51	26.32	NA	ND	17.73	NM	ND	NA	8.59	< 0.0001
MW-53	23.82	NA	ND	16.03	NM	ND	NA	7.79	NA
MW-55	7.05	0.75	1.98	2	NM	0.02	1.99	5.06	NA
MW-58	8.97	0.75	5.15	5.16	NM	0.01	5.15	3.82	NA
MW-60	7.06	NA	ND	1.68	NM	ND	NA	5.38	NA
MW-61	22.63	NA	ND	14.3	NM	ND	NA	8.33	**0.014 J**
MW-62	22.57	0.75	14.40	14.57	NM	0.17	14.44	8.13	NA
MW-67	26.07	NA	ND	17.35	NM	ND	NA	8.72	**0.0016 JB**
MW-68	22.29	NA	ND	13.41	NM	ND	NA	8.88	**0.00085 J**
MW-69	22.88	NA	ND	14.22	NM	ND	NA	8.66	**0.0056 J**
MW-73	23.28	NA	ND	14.3	NM	ND	NA	8.98	< 0.0001
MW-74	11.73	NA	ND	9.84	NM	ND	NA	1.89	< 0.0001
MW-76	6.77	NA	ND	5.25	NM	ND	NA	1.52	NA
MW-77	11.48	NA	ND	10.05	NM	ND	NA	1.42	0.0001 JB
MW-78	6.32	NA	ND	5.1	NM	ND	NA	1.22	0.00024 JB
MW-79	11.11	NA	ND	9.24	NM	ND	NA	1.87	0.00012 JB
MW-80	6.66	NA	ND	4.34	NM	ND	NA	2.32	**0.00013 JB**
MW-81	6.48	NA	ND	4.5	NM	ND	NA	1.98	0.00014 JB
MW-82	10.15	NA	ND	7.38	NM	ND	NA	2.77	< 0.0001
MW-85	7.76	NA	ND	6.14	NM	ND	NA	1.62	NA
MW-86	6.72	NA	ND	4.51	NM	ND	NA	2.21	0.00052 JB
MW-87	8.40	NA	ND	5.17	NM	ND	NA	3.23	**0.12 B**
MW-88	11.10	NA	ND	9.46	NM	ND	NA	1.63	NA
MW-90	9.51	NA	ND	6.22	NM	ND	NA	3.29	< 0.0001
MW-91	4.68	NA	ND	2.51	NM	ND	NA	2.17	<0.00048
MW-92	11.21	NA	ND	7.07	NM	ND	NA	4.14	< 0.0001
MW-93	14.75	NA	ND	11.17	NM	ND	NA	3.58	< 0.0001
MW-94	28.06	NA	ND	20.29	NM	ND	NA	7.77	NA
MW-95	28.84	NA	ND	20.88	NM	ND	NA	7.96	NA
MW-96	25.13	NA	ND	17.63	NM	ND	NA	7.50	NA
MW-97	12.77	NA	ND	7.95	NM	ND	NA	4.82	< 0.0001
MW-98	10.22	NA	ND	6.95	NM	ND	NA	3.27	NA
MW-99	12.07	NA	ND	9.51	NM	ND	NA	2.56	0.00011 JB
MW-100	7.96	NA	ND	5.79	NM	ND	NA	2.17	< 0.0001
MW-101	8.07	NA	ND	6.16	NM	ND	NA	1.91	0.00011 JB
MW-102	8.47	0.75	3.75	4.16	NM	0.41	3.85	4.62	NA
MW-103	25.00	NA	ND	16.63	NM	ND	NA	8.37	0.00011 J
MW-105	23.31	NA	ND	14.85	NM	ND	NA	8.46	**0.0064**
MW-106	23.05	NA	ND	14.7	NM	ND	NA	8.35	**0.056**
MW-108	23.96	0.75	14.70	16.08	NM	1.38	15.05	8.91	NA
MW-110	24.54	0.75	16.05	16.78	NM	0.73	16.23	8.30	NA
MW-111	23.35	0.75	14.74	14.78	NM	0.04	14.75	8.60	NA

Table 2

April 2011 Well Gauging and Analytical Results

First Half 2011 Joint Semiannual Hydrocarbon Plume Status Report
Corpus Christi Ship Channel Inner Harbor Area
Corpus Christi, Nueces County, Texas

Well ID	TOC Elevation (ft. MSL)	Specific Gravity	Depth to LNAPL (ft. BTOC)	Depth to GW (ft. BTOC)	Total Well Depth (ft. BTOC)	Apparent LNAPL Thickness (ft.)	Corrected Depth to GW (ft. BTOC)	Corrected GW Elevation (ft. MSL)	Benzene (mg/l)
MW-112	12.76	NA	ND	9.9	NM	ND	NA	2.86	NA
MW-113	13.74	NA	ND	12.23	NM	ND	NA	1.51	NA
MW-114	13.22	NA	ND	11.08	NM	ND	NA	2.14	< 0.0001
MW-115	7.23	NA	ND	3.7	NM	ND	NA	3.53	**0.067 B**
MW-118	25.21	NA	ND	17.09	NM	ND	NA	8.12	< 0.0002
MW-119	25.53	NA	ND	17.88	NM	ND	NA	7.65	< 0.0002
MW-120	25.86	NA	ND	19.09	NM	ND	NA	6.77	< 0.0002
MW-121	20.01	NA	ND	14.36	NM	ND	NA	5.65	< 0.0004
MW-122	9.73	NA	ND	5.11	NM	ND	NA	4.62	< 0.0002
P-101	12.25	NA	ND	6.9	NM	ND	NA	5.35	NA
P-103	14.10	NA	ND	8.04	NM	ND	NA	6.06	NA
FHR East Refinery - Recovery Wells									
R-1	22.62	NA	ND	29.04	NM	ND	NA	-6.42	NA
R-2	21.86	NA	ND	29.87	NM	ND	NA	-8.01	NA
R-3	25.50	0.75	25.79	26.47	NM	0.68	25.96	-0.46	NA
R-4	22.66	NA	ND	31.26	NM	ND	NA	-8.60	NA
R-5	24.12	NA	ND	29.96	NM	ND	NA	-5.84	NA
R-7	26.69	0.75	27.86	27.89	NM	0.03	27.87	-1.18	NA
R-8	24.07	NA	ND	32.67	NM	ND	NA	-8.60	NA
R-9	23.39	NA	ND	31.02	NM	ND	NA	-7.63	NA
R-10	27.89	0.75	31.24	31.25	NM	0.01	31.24	-3.36	NA
R-11	22.82	NA	ND	33.57	NM	ND	NA	-10.70	NA
R-12	25.85	NA	ND	35.41	NM	ND	NA	-9.56	NA
R-13	24.32	NA	ND	15.71	NM	ND	NA	8.61	NA
R-14	26.84	NA	ND	18.41	NM	ND	NA	8.43	NA
R-15	24.57	NA	ND	16.47	NM	ND	NA	8.10	NA
R-16	23.05	NA	ND	14.65	NM	ND	NA	8.40	**0.078**
R-17	22.56	NA	ND	17.34	NM	ND	NA	5.22	0.0016
R-18	22.60	NA	ND	14.29	NM	ND	NA	8.31	**0.79**

Definitions:

BTOC - Below top of casing
FHR - Flint Hills Resources Corpus Christi, LLC
GW - Groundwater
LNAPL - Light non-aqueous phase liquid
MSL - Above mean sea level
NA - Not applicable or not analyzed
ND - Not detected
NM - Not measured
TOC - Top of casing

Notes:

Wells with benzene concentrations reported at <0.008 mg/l are due to matrix interference preventing a quantitation limit lower than the maximum contaminant level of 0.005 mg/l

Bold Numbers - Benzene concentration that exceeds the Environmental Protection Agency's (EPA) Maximum Contaminant Level (MCL) - 0.005 mg/l

APPENDIX D

Figure 2. HCEI Equipotential Surface Map – October 2010
Figure 3. HCEI Equipotential Surface Map – April 2011

Figure 2. HCEI Equipotential Surface Map

Figure 3. HCEI Equipotential Surface Map

APPENDIX E

Quality Assurance Associates (QAA) Final Deliverables including Laboratory Deliverables and Chain-of-Custody Documentation

DATA USABILITY SUMMARY

HILLCREST COMMUNITY ENVIRONMENTAL INVESTIGATION (HCEI)

PHASE II - GROUNDWATER AND SUBSURFACE SOIL SAMPLING

Prepared by
Quality Assurance Associates (QAA, L.L.C.)
1007 Francis Drive
College Station, TX 77840
www.qaallc.com
979-694-7199

November 19, 2010

TABLE OF CONTENTS

PROJECT OVERVIEW AND SUMMARY 1

GLOSSARY OF TERMS 2

LABORATORY CERTIFICATION 3

SUMMARY OF QUALITY CONTROL MEASURES 3

USABILITY SUMMARY 4

QC OUTCOMES 5

LIST OF TABLES

Table 1 – Samples Collected
Table 2 – Qualified Sample Results
Table 3 – QC Outcomes
Table 4 – Field Duplicate Summary

ATTACHMENTS

Attachment A – Laboratory NELAP Accreditation Certificate
Attachment B – Laboratory Data Packages
Attachment C – Amendments to Laboratory Data Packages
Attachment D – Field Notes

PROJECT OVERVIEW AND SUMMARY

SITE:	Hillcrest Community Corpus Christi, Texas
EVENT:	Hillcrest Community Environmental Investigation (HCEI) Phase II – Groundwater and Subsurface Soil Sampling
INTENDED USE:	The purpose of Phase II is to determine whether chemicals of concern (COCs) have impacted soil and/or groundwater within the Hillcrest Community and adjacent areas.
LABORATORY:	DHL Analytical (Round Rock, Texas)
ANALYSIS:	49 Volatile organic compounds (VOCs) in soil and water by 5035/ 8260B and 5030B/ 8260B 16 Polycyclic aromatic hydrocarbons (PAHs) in soil and water by 3550B/ 8270C and 3510C/ 8270C Total petroleum hydrocarbons (TPH) in soil and water by Texas method 1005 8 RCRA metals in soil by 3050B/ 6020 and 7471A (Unless otherwise indicated, method references are SW846.)
CERTIFICATION:	T104704211-10-3
WORK ORDERS:	1010123, 1010124, 1010145, 1010156, 1010157, 1010167, 1010173
SAMPLES(1):	54 soil samples plus 7 field duplicates and 4 field matrix spike/matrix spike duplicate (MS/MSD) pairs 8 groundwater samples plus 1 field duplicate and 1 field MS/MSD pair 6 equipment rinsate blanks 5 field blanks 12 trip blanks

(1) Refer to Table 1 for a complete listing.

QAA completed a third-party, independent data review of the above chemical analysis data as specified in the Texas Risk Reduction Program (TRRP) guidance document, Review and Reporting of COC Concentration Data (RGG-366/TRRP-13, May 2010) (hereafter called TRRP-13) per the project-specific Field Sampling Plan for Phase II: Groundwater and Subsurface Soil Sampling (October 2010) (hereafter called the FSP). Additionally, the data was reviewed for adherence to the data quality objectives in the FSP and adherence to the TCEQ Quality Assurance Project Plan for the Petroleum Storage Tank Program FY 2011 (Document No. 201109.0) (hereafter called the QAPP). The results of the independent data review including the documentation of any deviations from the QAPP are presented in this data usability summary.

All samples analyzed during the event were included in the independent data review. QAA completed the review using the following laboratory submittals:

- the laboratory reportable data as defined in TRRP-13;
- the laboratory review checklists and associated exception reports as defined in TRRP-13; and
- the field notes as contained in the field logbooks and chain-of-custody records.

The review of the reportable data included the quality control (QC) parameters listed below, as required per TRRP-13, using the applicable analytical method and project requirements:

- Data Completeness
- Chain-of-Custody Procedures
- Sample Condition - Holding Time, Preservation, and Containers
- Field Procedures

- Results Reporting Procedures
- Laboratory and Field QC Blanks
- Laboratory Control Sample and Matrix Spike Recovery
- Surrogate Recovery
- Matrix and Field Duplicate Precision

Additionally, QAA used the laboratory review checklists to evaluate the following quality control parameters:

- Method Detection Limits (MDLs)
- Method Quantitation Limits (MQLs)
- Instrument Tuning, Calibration, and Performance
- Internal Standards

The following project-specific review criteria, as stipulated in Section 3.1.2.1 of the FSP, were used for the independent data review for organic analytes:

- percent recoveries between 60% and 140%, but not less than 10% or data will be rejected
- relative percent differences (RPDs) within 40% (if a result for the duplicate pair is greater than 5x the MQL) or an absolute difference within 2x the MQL (if results are less than 5x the MQL)

For inorganic analytes, which were added to the sampling protocol in the field and performed for one sample, the following review criteria, as recommended in TRRP-13, were used:

- percent recoveries between 70% and 130%, but not less than 30% or data will be rejected
- relative percent differences (RPDs) within 30% (if a result for the duplicate pair is greater than 5x the MQL) or an absolute difference within 1x the MQL (if results are less than 5x the MQL)

(Note that the laboratory used its own quality control acceptance criteria for their internal review and for reporting on the quality control forms. The laboratory criteria differ from the data review criteria, and thus quality control parameters that are within the laboratory criteria may be outside the review criteria and vice versa.)

If an item was found outside of the review criteria, the reviewer applied a data review qualifier and bias code to the results for the affected samples in accordance with TRRP-13. A list of all qualified results and definitions of the qualifier and bias codes are given in Table 2.

GLOSSARY OF TERMS

The following definitions apply for terms related to analyte reporting limits:

MDL (Method Detection Limit) – the minimum concentration of an analyte that the laboratory can measure and report with 99% confidence that the analyte concentration is greater than zero. The MDL is determined by the laboratory for each analyte in a given reagent matrix (water, soil, or vapor) generally using the procedures specified in 40 CFR Part 136, Appendix B. It is a measure of the concentration an instrument can detect or 'see' in a given reagent matrix. TRRP-13 and Section 3.1.1 of the FSP require that the laboratory routinely check the MDL for reasonableness, which can be accomplished by analysis of a detectability check sample (DCS).

SDL (Sample Detection Limit) – the MDL adjusted to reflect sample-specific actions, such as dilution or use of smaller aliquot sizes than prescribed in the analytical method, and taking into account sample characteristics, sample preparation, and analytical adjustments including dry-weight adjustments. It is a measure of the concentration an instrument can detect or 'see'

in a given sample. Per TRRP-13 and Section 3.1.1 of the FSP, non-detects should be reported using the SDL. This term was originally called the SQL (sample quantitation limit) before the TRRP rule revisions effective March 19, 2007.

Unadjusted MQL (Method Quantitation Limit) – the lowest non-zero concentration standard in the laboratory's initial calibration curve calculated using the normal aliquot sizes and final volumes prescribed in the analytical method. The unadjusted MQL is reported by the laboratory for each analyte in a given matrix (water, soil, or vapor). It is a measure of the concentration an instrument can accurately measure in a typical sample. Per TRRP-13, the Unadjusted MQLs should be below the Levels of Required Performance (LORPs) for purposes of assessment as well as demonstration of conformance with critical Protective Concentration Levels (PCLs). As stated in Section 3.1 of the FSP, the LORPs have been established for Phase II using health-based benchmarks.

MQL – the unadjusted MQL adjusted to reflect sample-specific actions, such as dilution or use of smaller aliquot sizes than prescribed in the analytical method, and takes into account sample characteristics, sample preparation, and analytical adjustments including dry-weight adjustments. It is a measure of the concentration an instrument can accurately measure in a given sample. Per TRRP-13 and Section 3.1.1 in the FSP, analyte concentrations above the MDL (or SDL for a given sample) but below the MQL must be reported as detected results. Though the analyte is considered present in the sample, these concentrations may not be accurately measured and thus are flagged as estimated (J) by the laboratory. The FSP states that the MQL shall serve as the baseline for establishing the presence of chemicals of concern in the sample media.

LABORATORY CERTIFICATION

At the time the laboratory data were generated for this project, DHL Analytical was NELAC accredited under the Texas Laboratory Accreditation Program (TLAP) for the matrices, methods and parameters of analysis requested on the chain-of-custody form except for cyclohexane by SW846 method 8260B, which is reported for all soil and groundwater samples except one. The TCEQ does not offer accreditation for this analyte, in this matrix, analyzed by this method. The reviewer qualified all results for cyclohexane as not offered for accreditation (X7). A copy of the applicable National Environmental Laboratory Accreditation Program (NELAP) accreditation certificate for DHL Analytical is included in Attachment A.

SUMMARY OF QUALITY CONTROL MEASURES

The independent data review confirmed that the following quality control measures were instituted to aid in the establishment of analytical data quality and to minimize random and/or systematic errors that may be introduced during sample collection, sample handling and storage, sample analysis, data reduction, and data reporting:

1. Field Procedures – Each member of the field team followed the same procedures as specified in Appendix A of the FSP.
2. Analytical Methods – The laboratory used appropriate EPA or TCEQ approved analytical methods with sufficient analytical sensitivity as required per Section 3.1.1 of the FSP.
3. Quality Control Samples – Field QC samples (including field duplicates, field matrix spike/matrix spike duplicate pairs, equipment rinsate blanks, field blanks, and trip blanks) were collected at the frequency required per Section 4.3 of the FSP.
4. Data Review – The analytical data was reviewed per TRRP-13 and any results associated with items outside the review criteria were qualified to indicate the limitations of the data as specified in Section 3.1.2 of the FSP. The usability of the data is discussed below.

USABILITY SUMMARY

- Usability of Unqualified Non-Detects – For all of the samples, non-detects are reported as less than the value of the SDL, which is derived from the MDL, as required per Section 3.1.1 of the FSP. Additionally, the laboratory routinely checked the MDLs for reasonableness by analyzing detectability check samples (DCS), the results of which are included in the laboratory data packages. For Phase II, Levels of Required Performance (LORPs) have been established using health-based benchmarks as presented in Table 3.1 of the FSP. For all chemicals of concern, the laboratory's unadjusted MQLs are below the LORPs and thus the data is suitable for purposes of assessment as well as demonstration of conformance with critical protective concentration limits (PCLs).
- Usability of Qualified Data – No data was deemed of insufficient quality to satisfy the project data quality objectives, and thus all data is usable as qualified for the intended use. As shown in Table 2, some results are qualified as estimated with a potential low bias (JL or UJL), estimated with an unknown bias (J or UJ), blank affected (U), and not accredited (X7). The significance of each qualification is as follows:
    - Estimated with a potential low bias (JL or UJL) – Results that are biased low can be used for determining the presence of the analyte and as an indication that the concentration of the analyte exceeds a given criterion. However, the concentration reported for detects or the SDL for non-detects may be low. The significance of the qualification depends on the proximity of the qualified result to the action level. As shown in Table 2, all of the results with a JL or UJL qualifier (which are associated with a minimum spike recovery of 43% or a maximum potential low bias of approximately 2.5x) are well below (more than 2000x) the benchmark, and thus the significance of the qualification is negligible.
    - Estimated with an unknown bias (J or UJ) - Results that are estimated may be either low or high. The most significant qualification of this type is due to high RPDs for the field duplicate collected at the SB5 location. All of the results with a J or UJ qualifier, including the highest results from SB5, are well below (more than 50x) the benchmark, and thus the significance of the qualification is negligible. For data that is qualified due to field duplicate precision, the results from the original sample and the field duplicate sample (if available) should be compared and the higher value should be used for project decisions to provide a conservative approach relative to protection of the environment.
    - Blank affected (U) – Four results are qualified as blank-affected (U) due to field QC blank contamination. In each case, the analyte should be considered not detected at the reported concentration.
    - Not accredited (X7) – All cyclohexane results are qualified because the TCEQ does not offer accreditation for this analyte by SW846 method 8260. The data set includes eight analytical batches for method 8260 and all of the QC samples (blanks, LCS, and MS/MSD) are within control for cyclohexane. This indicates that the accuracy and precision are good for the analytical technique and that it is suitable for the sample matrix.

QAA Reviewer:	Taryn G. Scholz	11/19/10
	(Name)	(Date)

QC PARAMETER	QC OUTCOME
Data Completeness	The laboratory data packages, which are included as Attachment B, meet the requirements of TRRP-13 as stipulated in Section 3.1.2 of the FSP and include the reportable data for each analysis along with the laboratory release statement, laboratory review checklists, and associated exception reports. The reviewer did note some inconsistencies in the original data packages and two amendments to the data packages, which are included as Attachment C, were submitted as follows: • The laboratory added the J-qualifier to benzene and carbon disulfide for sample SO-SB5-01 and acetone for sample SO-SB40-1. Each of these results is below the MQL but lacked the J-qualifier, which was inadvertently deleted in the original data package during the reporting process. The laboratory confirmed that the reported concentrations are correct and that the results are estimated concentrations that are below the MQL but exceed the MDL and meet the qualitative identification criteria of the method. • The laboratory added information to the narrative for work order 1010173 and included volatile surrogate data for the 50x dilution of sample SO-SB5-01 that was missing in the original data package. Information was added to the narrative for clarification to indicate that the 50x dilution of volatile sample SO-SB5-01 was performed using methanol extraction of an aliquot from the 4-ounce sample jar, which was collected using a bulk sampling technique. All other volatile analyses including both standard soil purges and methanol extractions were performed using aliquots from the EnCore® Samplers. (Note that the analytes reported from the 50x dilution of sample SO-SB5-01 are at concentrations above 0.2 mg/kg and thus the bulk sampling technique is acceptable per requirements in TCEQ SOP 6.3 Collection of VOC Samples.) Additionally, the laboratory added clarification to indicate that sample SO-SB5-02 was diluted due to the concentration of target analytes, and that it was not possible to report results from the initial 1x analysis.
Chain-of-Custody Procedures	Sample custody procedures are necessary to maintain and document sample possession and to adequately establish and support the use of sample data in potential enforcement, regulatory, or legislative actions. All samples were collected with ample documentation in the field notes (which are included as Attachment D) and using strict sample custody procedures, including custody seals on each sample container and shipping cooler, which ensures the integrity of the samples was maintained. Additionally, custody documentation was maintained using a chain-of-custody form that was properly completed as stipulated in Section 5.3 of the FSP with the following minor exceptions: • The ‘Trip Blank’ and ‘GW-EB-1’ sample IDs were used for multiple blanks and thus are not unique. However, the laboratory IDs provide uniqueness. • The samples collected on October 18, 2010 through October 21, 2010 were shipped by common carrier (FedEx), but the air bill number is not included on the custody form. However, a copy of each air bill is included in the laboratory data package.

QC PARAMETER	QC OUTCOME
Chain-of-Custody Procedures	Upon receipt at the laboratory, the following additions and changes were made to the original custody forms in order to complete the documentation and ensure that all samples were analyzed as planned in the FSP: • The trip blank with a laboratory ID of 1010124-09 was put on hold and subsequently canceled because there was another trip blank in the same cooler (laboratory ID 1010123-01). • The field MS/MSD collected at location SO-MW1-02, which is shown as SO-MS/MSD-02 on the custody form, was logged in under the parent sample ID due to requirements for the laboratory's information system. • The sample identification for SO-FD-3 was corrected and analysis requests were added for VOC, PAH, and TPH. • The analysis request for sample SO-SB26-02 was changed from VOC, PAH, and TPH to RCRA Metals. • Sample SO-SB39-01 was logged in as a field MS/MSD. • The trip blank with laboratory ID of 1010173-31 was added with an analysis request for VOCs.
Sample Condition (Holding Time, Preservation, and Containers)	Samples must be maintained under proper conditions before analysis in order to ensure the measured results are representative of the actual sample. All samples were collected in appropriate containers, properly preserved in the field, and prepared and analyzed within the holding times as required in the PST QAPP. This ensures that the samples were not affected by analyte degradation.
Field Procedures	Samples must be collected using appropriate procedures to ensure representative aliquots are obtained at each location. The field samples were collected using the standard procedures specified in the FSP as summarized below: • Soil borings for the monitor wells and geoprobe soils were collected using field screening via FID measurement. EnCore® Samplers were utilized to collect all VOC samples while the PAH samples were collected into 4-ounce jars and the TPH samples were collected using a coring device with extrusion into 40-ml VOA vials. Note that this method for collection of the TPH samples is not specifically required per the FSP but it is based on the analytical method requirements. • Groundwater samples were collected using low-flow techniques (400 ml/min) with approximately three well volumes purged until parameters stabilized (pH $\pm$0.5 units, conductivity $\pm$10% of reading, temperature $\pm$1 C). An unfiltered sample was then collected in the containers provided by the laboratory. Field instruments were calibrated daily and samples were immediately sealed with custody seals and then placed on ice in a shipping container with a temperature blank and shipped overnight or hand-delivered to the laboratory. All sample locations were recorded using sub-meter precision GPS equipment operated by Geo Strata personnel. Some survey points were moved from their planned location based on utility interferences or requests by the resident or a community representative.

QC PARAMETER	QC OUTCOME
Field Procedures	Modifications to the planned number of samples were made in the field as follows: • An additional sample from a third interval (SO-MW-08-03) was collected for the soil borings from MW-08 and analyzed for VOCs, PAHs, and TPH based on field observations. • An additional sample from a second interval (SO-SBxx-02) was collected for the geoprobe soils at SB2, SB5, SB7, SB11, SB14, and SB33 and analyzed for VOCs, PAHs, and TPH based on field observations. • An additional surface soil (SO-SB26-02) was collected and analyzed for RCRA metals based on a request from the resident. • Samples were not collected at SB22, SB24, SB30, SB31, SB34, or SB35 due to a reduced scope due to time constraints. • A groundwater sample was not collected from MW-03 because the well was dry. • An additional groundwater sample (ULW) was collected from MW-02, prior to development, and analyzed for VOCs, PAHs, and TPH because the well was found unlocked the morning after installation. Additionally, field quality control samples were collected at the frequencies specified in the FSP as follows: Field Duplicates - 7 field duplicates were analyzed with the 54 soil samples and 1 field duplicate was analyzed with the 8 groundwater samples, which meets the FSP frequency requirement of 10%. Field Matrix Spike/ Matrix Spike Duplicates (MS/MSD) - 4 MS/MSD were collected in the field and analyzed with the 54 field samples and 1 MS/MSD was collected and analyzed with the 8 groundwater samples, which meets the FSP requirement of one for every 20 samples. Equipment Rinsate Blanks – 6 rinsate blanks (one after initial equipment decontamination prior to any sample collection plus one for each day of sample collection) were collected and analyzed, which meets the FSP requirement. The rinsate blanks were collected by pouring laboratory-grade, organic-free water over the decontaminated equipment. Field Blanks - 5 field blanks (one for each day of sample collection) were collected and analyzed, which meets the FSP requirement. The field blanks were collected by pouring laboratory-grade, organic-free water into VOA vials provided by the laboratory at a specific sample location (one near SB20, three near MW-1, and one near SB36). Trip Blanks – 12 trip blanks (one for each sample shipping container with VOC samples) were collected and analyzed, which meets the FSP requirement. The trip blanks were VOA vials filled with laboratory-grade, organic-free water at the laboratory that were transported to the site with the sample containers and then back to the laboratory with the samples in the shipping containers.

QC PARAMETER	QC OUTCOME
Results Reporting Procedures	Analytical results must be reported using defined conventions in order for the user to understand exactly what the results mean and to allow comparison of results from different samples, laboratories, etc. As required in Section 3.1.1 of the FSP, the analytical reports include a result, SDL, and RL (which is the MQL with adjustment for sample specific actions). Non-detects are reported as less than the value of the SDL and estimated concentrations that are below the MQL but exceed the MDL and meet qualitative identification criteria of the method are reported as detected results with a laboratory J-qualifier. (The reviewer also qualified each of these results as estimated (J) so that the data validation qualifier stands alone.) Results are reported in mg/kg with dry-weight correction for soils and mg/L for groundwater. Two PAHs (1-methylnaphthalene and 2-methylnaphthalene) that appear in Table 3.1 of the FSP are not reported for the soil or groundwater samples. These analytes are not standard target analytes for DHL Analytical and were not specifically requested.
MDLs	Method detection limits are a calculated measure of the concentration an instrument can see in a given sample. They are statistically determined and as such must be proven attainable. According to the laboratory review checklists, an MDL study was performed for each analyte, and the MDLs were checked for reasonableness and either adjusted or supported by the analysis of detectability check samples (DCS). This assures that the sensitivity of the method is well documented and attainable.
MQLs	Method quantitation limits are a direct measure of the concentration an instrument can accurately measure in a given sample. Per Section 3.1.1 of the FSP, the MQL shall serve as the baseline for establishing the presence of chemicals of concern in the sample media and the unadjusted MQLs should be below the Levels of Required Performance (LORPs) for purposes of assessment as well as demonstration of conformance with critical Protective Concentration Levels (PCLs). LORPs are presented in Table 3.1 of the FSP and the laboratory's unadjusted MQL is below the LORP for every target analyte. The laboratory was unable to successfully analyze one sample (SO-SB5-02) without dilution due to the sample matrix, and thus nondetected results for this sample have elevated reporting limits.
Laboratory Blanks	The laboratory prepared and analyzed a laboratory blank for every analytical batch (maximum 20 samples) to measure potential contamination of the samples due to reagents and equipment used for sample preparation and analysis. No analytes are reported above the detection limit in the laboratory blanks, which confirms that no contamination was introduced in the laboratory.
Field QC Blanks	Equipment rinsate blanks, field blanks, and trip blanks were collected and analyzed with the samples to measure potential contamination of the samples due to cross-contamination from the sampling equipment, exposure to ambient air, and contamination during storage and transport. Results are reported above the detection limit in the field QC blanks for four analytes (acetone, chloroform, naphthalene, and toluene) as shown in Table 3. All of the detected results for acetone, naphthalene, and toluene are in equipment blanks associated with the soil sampling while chloroform was detected in equipment blanks associated with the soil and groundwater sampling.

QC PARAMETER	QC OUTCOME
Field QC Blanks	This indicates the sample results may be potentially affected by contamination introduced in the field. For chloroform, there are no detected results for any of the samples, and thus there is no effect on data quality. For naphthalene, there are three detects for soil samples, but none of these samples is associated with the contaminated blanks (i.e., collected on the same date). For acetone and toluene, there are one or more detects for soil samples that were collected on the same date as a contaminated blank. Per TRRP-13, samples with detected results for an analyte at levels comparable to that in an associated blank (within 5x, 10x for common contaminants which includes acetone) may be affected by contamination and should be qualified as blank affected (U). Using this convention, the reviewer qualified the only detect for toluene and three of the detects for acetone as blank affected (U).
Laboratory Control Sample Recovery	Laboratory control samples (LCS) are prepared in the laboratory using a clean sample matrix (reagent water or sand) that is spiked with the analytes of interest before preparation and analysis. The laboratory prepared one LCS for every analytical batch (maximum 20 samples) and reported recoveries for every target analyte. Additionally, the laboratory prepared a duplicate LCS (i.e., a LCSD) with each metals and TPH batch and one of the VOC soil batches. Recoveries are reported for all target analytes and are within the project limits, which indicates good accuracy for the preparation and analysis technique on a sample free of matrix effects, except in seven cases. The reviewer qualified the results for these analytes in the affected samples (i.e., those in the same analytical batch) per TRRP-13 convention as shown in Table 3.
Matrix Spike Recovery	Matrix spikes (MS) and matrix spike duplicates (MSD) are prepared in the laboratory using a field sample that is spiked with the analytes of interest before preparation and analysis. The laboratory prepared one MS/MSD pair for every analytical batch (maximum 20 samples) except one VOC soil batch and the batch for mercury in soil. There was insufficient sample volume for performance of an MS/MSD for these batches and thus a LCS/LCSD was performed instead. Field MS/MSD were collected at a rate of one per 20 field samples as required and analyzed with the samples. Recoveries are reported for all target analytes and are within the project limits, which indicates good accuracy for the preparation and analysis technique on the given sample matrix, except in eighteen cases, all of which are for soils. The reviewer qualified the results for these analytes in the affected samples (i.e., those in the same analytical batch and with the same matrix characteristics) per TRRP-13 convention as shown in Table 3. Note that in some cases no qualifiers were applied as follows: 1. If both the MS and MSD recoveries are above the data rejection limit of 10% for organics and 30% for inorganics and the average MS/MSD recovery is within the project limits, the accuracy is considered acceptable and no qualifiers were applied. If the MS and MSD also showed poor precision, qualifiers were applied as discussed under Matrix Duplicate Precision. 2. If the spiking amount is less than four times the result in the unspiked parent sample, the check was waived due to insufficient spiking amount and no qualifiers were applied.

QC PARAMETER	QC OUTCOME
Matrix Spike Recovery	For purposes of qualification, the reviewer determined that the samples have the same matrix characteristics as follows: • All samples from the SB5 location are considered unique based on the analyte concentrations and field FID measurements for these samples (which were the only ones >500 ppm). • The VOC samples from the SB2 location are considered unique based on the acetone concentration for these samples. • All of the other soil samples, which all had low field FID measurements of <500 ppm, are considered to have the same matrix characteristics.
Surrogate Recovery	Surrogates are compounds similar to the analytes of interest that are added to each sample before preparation and analysis. The laboratory spiked each sample with two or more surrogates. All of the recoveries are within the laboratory limits, which indicates that the accuracy of the preparation and analysis technique is good for each particular sample, except for four of the soil samples. The reviewer qualified the results for these samples per TRRP-13 convention as shown in Table 3. Note that qualification is not required if only one of multiple surrogates is not in control.
Matrix Duplicate Precision	Matrix duplicates are prepared in the laboratory using a field sample. The laboratory prepared one MS/MSD pair for every analytical batch except two as described above. Additionally, the laboratory prepared one LCS/LCSD pair with each metals and TPH batch and one of the VOC soil batches. RPDs are reported for all target analytes and are within the project limits, which indicates good precision for the preparation and analysis technique on the given sample matrix, except in four cases, all of which are for soils. The reviewer qualified the results for these analytes in the affected samples (i.e., those in the same analytical batch and of the same matrix) per TRRP-13 convention as shown in Table 3.
Field Duplicate Precision	Field duplicates are prepared in the field by the sampler. The sampler selected seven soil samples and one groundwater sample for duplicate analysis. The reviewer compared the relative percent difference (RPD) between the original and duplicate results (for results greater than 5x the MQL) or the absolute difference between the original and duplicate results (for results less than 5x the MQL) to the project criteria. As shown in Table 4, all of the field duplicate RPDs and differences are within the project limits, which indicates good precision for the sampling, preparation, and analysis technique on the given sample matrix, except for the field duplicate collected at SO-SB5-01. For this location, there is a large difference between the original and duplicate results for several of the detected VOCs and PAHs, with the PAHs showing somewhat better precision than the VOCs. This is the only location for which a field FID measurement was >500 ppm, indicating likely contamination. The poor precision is likely due to sample heterogeneity within the sample containers. The reviewer qualified the detected and nondetected results for these analytes in the original and field duplicate sample as estimated (J and UJ) per TRRP-13 convention. Additionally, the reviewer similarly qualified the results for these analytes in the other sample collected at this location (SO-SB5-02).
Instrument Tuning	Tuning ensures that the instrument is set up according to method guidelines. According to the laboratory review checklists, tuning data met the criteria for ion abundance in the analytical method.

QC PARAMETER	QC OUTCOME
Instrument Calibration	Instruments must be properly calibrated to accurately measure target analyte concentrations. According to the laboratory review checklists, initial and continuing calibration data met method requirements for all reported results, except in two cases as shown in Table 3. In each case, a target analyte has a recovery above the limit for the initial calibration verification (ICV) standard, which indicates a potential bias for detected results. However, neither analyte was detected in the samples, and thus there is no effect on data quality.
Instrument Performance	According to the LRC, the serial dilution and ICP interference check samples met method requirements, which indicates that no significant matrix interference exists, except in one case as shown in Table 3. For this case, the %difference is above the method requirement of 10%; however, no qualifiers were applied since the %difference is less than the flagging threshold of 30% per TRRP-13.
Internal Standards	Internal standard response must be adequate and stable to ensure instrument sensitivity is adequate and sample quantitation is accurate. According to the laboratory review checklists, internal standard area counts were within method requirements.

TABLE 1

HCEI PHASE II - GROUNDWATER AND SUBSURFACE SOIL SAMPLING

SAMPLES COLLECTED

SAMPLE ID	SAMPLE TYPE	SAMPLE DATE	RECEIVED DATE	LABORATORY ID
SOIL SAMPLES AND FIELD QC				
Trip Blank	TB	10/18/10	10/19/10	1010123-01
SO MW-6 01	ENV	10/18/10	10/19/10	1010123-02
SO MW-6 02	ENV	10/18/10	10/19/10	1010123-03
GW EB 02	EB	10/18/10	10/19/10	1010123-04
GW FB-1	FB	10/18/10	10/19/10	1010123-05
SO-SB33-01	ENV	10/18/10	10/19/10	1010124-01
SO-SB33-02	ENV	10/18/10	10/19/10	1010124-02
SO-SB6-01	ENV	10/18/10	10/19/10	1010124-03
SO-SB7-01	ENV	10/18/10	10/19/10	1010124-04
SO-SB7-02	ENV	10/18/10	10/19/10	1010124-05
SO-SB20-01	ENV	10/18/10	10/19/10	1010124-06
GW-EB-1	EB	10/18/10	10/19/10	1010124-07
SO-FD-01	FD	10/18/10	10/19/10	1010124-08
GW-TB3	TB	10/19/10	10/20/10	1010145-01
SO-SB8-01	ENV	10/19/10	10/20/10	1010145-02
SO-SB9-01	ENV	10/19/10	10/20/10	1010145-03
SO-SB10-01	ENV	10/19/10	10/20/10	1010145-04
SO-MW1-01	ENV	10/19/10	10/20/10	1010145-05
SO-SB13-01	ENV	10/19/10	10/20/10	1010145-06
SO-FD-2	FD	10/19/10	10/20/10	1010145-07
GW-TB-4	TB	10/19/10	10/20/10	1010145-08
SO-MW3-01	ENV	10/19/10	10/20/10	1010145-09
SO-MW2-01	ENV	10/19/10	10/20/10	1010145-10
SO-MW2-02	ENV	10/19/10	10/20/10	1010145-11
GW FB-2	FB	10/19/10	10/20/10	1010145-12
GW EB-03	EB	10/19/10	10/20/10	1010145-13
SO-FD-3	FD	10/19/10	10/20/10	1010145-14
SO-MW1-02	ENV	10/19/10	10/20/10	1010145-15
Trip Blank	TB	10/20/10	10/21/10	1010157-01
SO-MW4-01	ENV	10/20/10	10/21/10	1010157-02
SO-MW7-01	ENV	10/20/10	10/21/10	1010157-03
SO-MW8-01	ENV	10/20/10	10/21/10	1010157-04
SO-MW8-02	ENV	10/20/10	10/21/10	1010157-05
SO-MW8-03	ENV	10/20/10	10/21/10	1010157-06
Trip Blank	TB	10/20/10	10/21/10	1010157-07
SO-MW5-01	ENV	10/20/10	10/21/10	1010157-08
GW-FB-3	FB	10/20/10	10/21/10	1010157-09
GW-EB-4	EB	10/20/10	10/21/10	1010157-10
Trip Blank	TB	10/21/10	10/22/10	1010167-01
SO-SB1-01	ENV	10/21/10	10/22/10	1010167-02

SAMPLE ID	SAMPLE TYPE	SAMPLE DATE	RECEIVED DATE	LABORATORY ID
SO-SB26-01	ENV	10/21/10	10/22/10	1010167-03
SO-SB26-02	ENV	10/21/10	10/22/10	1010167-04
SO-SB11-01	ENV	10/21/10	10/22/10	1010167-05
SO-SB11-02	ENV	10/21/10	10/22/10	1010167-06
SO-SB15-01	ENV	10/21/10	10/22/10	1010167-07
SO-SB17-01	ENV	10/21/10	10/22/10	1010167-08
SO-SB18-01	ENV	10/21/10	10/22/10	1010167-09
SO-FD-04	FD	10/21/10	10/22/10	1010167-10
SO-FD-05	FD	10/21/10	10/22/10	1010167-11
Trip Blank	TB	10/21/10	10/22/10	1010167-12
SO-SB2-01	ENV	10/21/10	10/22/10	1010167-13
SO-SB2-02	ENV	10/21/10	10/22/10	1010167-14
SO-SB3-01	ENV	10/21/10	10/22/10	1010167-15
SO-SB12-01	ENV	10/21/10	10/22/10	1010167-16
SO-SB14-01	ENV	10/21/10	10/22/10	1010167-17
SO-SB14-02	ENV	10/21/10	10/22/10	1010167-18
SO-SB16-01	ENV	10/21/10	10/22/10	1010167-19
SO-SB19-01	ENV	10/21/10	10/22/10	1010167-20
GW-FB-4	FB	10/21/10	10/22/10	1010167-21
GW-EB-5	EB	10/21/10	10/22/10	1010167-22
Trip Blank	TB	10/22/10	10/23/10	1010173-01
SO-SB32-01	ENV	10/22/10	10/23/10	1010173-02
SO-SB5-01	ENV	10/22/10	10/23/10	1010173-03
SO-SB5-02	ENV	10/22/10	10/23/10	1010173-04
SO-SB36-01	ENV	10/22/10	10/23/10	1010173-05
GW-FB-5	FB	10/22/10	10/23/10	1010173-06
SO-SB37-01	ENV	10/22/10	10/23/10	1010173-07
SO-SB40-01	ENV	10/22/10	10/23/10	1010173-08
SO-SB38-01	ENV	10/22/10	10/23/10	1010173-09
SO-SB39-01	ENV	10/22/10	10/23/10	1010173-10
SO-FD-6	FD	10/22/10	10/23/10	1010173-11
SO-FD-7	FD	10/22/10	10/23/10	1010173-12
GW-TB	TB	10/22/10	10/23/10	1010173-14
SO-SB21-01	ENV	10/22/10	10/23/10	1010173-15
SO-SB4-01	ENV	10/22/10	10/23/10	1010173-16
SO-SB23-01	ENV	10/22/10	10/23/10	1010173-17
SO-SB25-01	ENV	10/22/10	10/23/10	1010173-18
SO-SB27-01	ENV	10/22/10	10/23/10	1010173-19
SO-SB29-01	ENV	10/22/10	10/23/10	1010173-20
SO-SB28-01	ENV	10/22/10	10/23/10	1010173-21
GROUNDWATER SAMPLES AND FIELD QC				
ULW	ENV	10/20/10	10/21/10	1010156-01
Trip Blank	TB	10/21/10	10/22/10	1010167-23
GW-06	ENV	10/21/10	10/22/10	1010167-24
GW-02	ENV	10/21/10	10/22/10	1010167-25
Trip Blank	TB	10/22/10	10/23/10	1010173-22
GW-01	ENV	10/22/10	10/23/10	1010173-23

SAMPLE ID	SAMPLE TYPE	SAMPLE DATE	RECEIVED DATE	LABORATORY ID
GW-04	ENV	10/22/10	10/23/10	1010173-24
GW-05	ENV	10/22/10	10/23/10	1010173-25
GW-07	ENV	10/22/10	10/23/10	1010173-26
GW-08	ENV	10/22/10	10/23/10	1010173-27
GW-DUP-1	FD	10/22/10	10/23/10	1010173-28
GW-EB-1	EB	10/22/10	10/23/10	1010173-29
Trip Blank	TB	10/22/10	10/23/10	1010173-31

All samples analyzed for VOCs, SVOCs, and TPH except SO-SB26-02 (which was analyzed for RCRA metals) and the field blanks and trip blanks (which were analyzed for VOCs).

Sample Types
EB – Equipment rinsate blank
ENV - Environmental
FD – Field duplicate
FB – Field blank
TB – Trip blank

Field Duplicate	Original Sample
SO-FD-01	SO-SB20-01
SO-FD-2	SO-MW1-01
SO-FD-3	SO-MW3-01
SO-FD-04	SO-SB1-01
SO-FD-05	SO-SB18-01
SO-FD-6	SO-SB5-01
SO-FD-7	SO-SB40-01
GW-DUP-1	GW-08

Field MS/MSD
SO-SB20-01
SO-MW1-02
SO-SB2-01
SO-SB39-01
GW-05

TABLE 2

HCEI PHASE II - GROUNDWATER AND SUBSURFACE SOIL SAMPLING

QUALIFIED SAMPLE RESULTS

SAMPLE ID	METHOD	BATCH	LAB ID	ANALYTE	LABORATORY RESULT			QUALIFIER AND COMMENT		LORP
SO MW-6 01	8260	43492	1010123-02A	Cyclohexane	0.00584	U	mg/Kg-dry	X7	none	42000
SO MW-6 02	8260	43492	1010123-03A	Cyclohexane	0.00528	U	mg/Kg-dry	X7	none	42000
SO-SB33-01	8260	43492	1010124-01A	Acetone	0.0355	J	mg/Kg-dry	U	Equipment blank contamination (0.00629 J mg/L); Field blank contamination (0.00561 J mg/L); Result is between SDL and MQL	5400
SO-SB33-01	8260	43492	1010124-01A	Cyclohexane	0.00494	U	mg/Kg-dry	X7	none	42000
SO-SB33-02	8260	43492	1010124-02A	Cyclohexane	0.00526	U	mg/Kg-dry	X7	none	42000
SO-SB6-01	8260	43492	1010124-03A	Acetone	0.0214	J	mg/Kg-dry	U	Equipment blank contamination (0.00629 J mg/L); Field blank contamination (0.00561 J mg/L); Result is between SDL and MQL	5400
SO-SB6-01	8260	43492	1010124-03A	Cyclohexane	0.00518	U	mg/Kg-dry	X7	none	42000
SO-SB7-01	8260	43492	1010124-04A	Cyclohexane	0.0048	U	mg/Kg-dry	X7	none	42000
SO-SB7-02	8260	43492	1010124-05A	Cyclohexane	0.0051	U	mg/Kg-dry	X7	none	42000
SO-SB20-01	8260	43492	1010124-06A	Cyclohexane	0.00551	U	mg/Kg-dry	X7	none	42000
SO-FD-01	8260	43492	1010124-08A	Cyclohexane	0.00523	U	mg/Kg-dry	X7	none	42000
SO-SB8-01	8260	43522	1010145-02A	Cyclohexane	0.00494	U	mg/Kg-dry	X7	none	42000
SO-SB9-01	8260	43522	1010145-03A	Cyclohexane	0.00564	U	mg/Kg-dry	X7	none	42000
SO-SB10-01	8260	43522	1010145-04A	Cyclohexane	0.00563	U	mg/Kg-dry	X7	none	42000
SO-MW1-01	8260	43522	1010145-05A	Cyclohexane	0.00563	U	mg/Kg-dry	X7	none	42000
SO-SB13-01	8260	43522	1010145-06A	Cyclohexane	0.00571	U	mg/Kg-dry	X7	none	42000
SO-FD-2	8260	43522	1010145-07A	Cyclohexane	0.0065	U	mg/Kg-dry	X7	none	42000
SO-MW3-01	8260	43522	1010145-09A	Cyclohexane	0.00446	U	mg/Kg-dry	X7	none	42000
SO-MW2-01	8260	43522	1010145-10A	Cyclohexane	0.00466	U	mg/Kg-dry	X7	none	42000
SO-MW2-02	8260	43522	1010145-11A	Cyclohexane	0.00552	U	mg/Kg-dry	X7	none	42000
SO-FD-3	8260	43522	1010145-14A	Cyclohexane	0.00514	U	mg/Kg-dry	X7	none	42000
SO-MW1-02	8260	43522	1010145-15A	Cyclohexane	0.00553	U	mg/Kg-dry	X7	none	42000
SO-MW4-01	8260	43549	1010157-02A	Cyclohexane	0.00533	U	mg/Kg-dry	X7	none	42000
SO-MW7-01	8260	43549	1010157-03A	Cyclohexane	0.00487	U	mg/Kg-dry	X7	none	42000
SO-MW8-01	8260	43549	1010157-04A	Cyclohexane	0.00525	U	mg/Kg-dry	X7	none	42000
SO-MW8-02	8260	43549	1010157-05A	Cyclohexane	0.00598	U	mg/Kg-dry	X7	none	42000

SAMPLE ID	METHOD	BATCH	LAB ID	ANALYTE	LABORATORY RESULT			QUALIFIER AND COMMENT		LORP
SO-MW8-02	8260	43549	1010157-05A	Toluene	0.00188	J	mg/Kg-dry	U	Field blank contamination (0.00063 J mg/L); Result is between SDL and MQL	5400
SO-MW8-03	8260	43549	1010157-06A	Cyclohexane	0.00589	U	mg/Kg-dry	X7	none	42000
SO-MW8-03	8260	43549	1010157-06A	Isopropylbenzene	0.00166	J	mg/Kg-dry	J	Result is between SDL and MQL	3000
SO-MW8-03	SW8270C	43603	1010157-06C	Acenaphthene	0.0238	U	mg/Kg-dry	UJL	MS and MSD recovery (59% and 57%) below limits (60-140%)	3000
SO-MW8-03	SW8270C	43603	1010157-06C	Naphthalene	0.0119	U	mg/Kg-dry	UJL	MS and MSD recovery (57% and 55%) below limits (60-140%)	120
SO-MW5-01	8260	43549	1010157-08A	Cyclohexane	0.00561	U	mg/Kg-dry	X7	none	42000
SO-MW5-01	SW8270C	43603	1010157-08C	Acenaphthene	0.0232	U	mg/Kg-dry	UJL	MS and MSD recovery (59% and 57%) below limits (60-140%)	3000
SO-MW5-01	SW8270C	43603	1010157-08C	Naphthalene	0.0116	U	mg/Kg-dry	UJL	MS and MSD recovery (57% and 55%) below limits (60-140%)	120
SO-SB1-01	8260	43564	1010167-02A	Acetone	0.0207	J	mg/Kg-dry	J	Result is between SDL and MQL	5400
SO-SB1-01	8260	43564	1010167-02A	Cyclohexane	0.00546	U	mg/Kg-dry	X7	none	42000
SO-SB1-01	SW8270C	43603	1010167-02C	Acenaphthene	0.0225	U	mg/Kg-dry	UJL	MS and MSD recovery (59% and 57%) below limits (60-140%)	3000
SO-SB1-01	SW8270C	43603	1010167-02C	Naphthalene	0.0113	U	mg/Kg-dry	UJL	MS and MSD recovery (57% and 55%) below limits (60-140%)	120
SO-SB26-01	8260	43564	1010167-03A	Cyclohexane	0.00488	U	mg/Kg-dry	X7	none	42000
SO-SB26-01	SW8270C	43603	1010167-03C	Acenaphthene	0.0233	U	mg/Kg-dry	UJL	MS and MSD recovery (59% and 57%) below limits (60-140%)	3000
SO-SB26-01	SW8270C	43603	1010167-03C	Naphthalene	0.0116	U	mg/Kg-dry	UJL	MS and MSD recovery (57% and 55%) below limits (60-140%)	120
SO-SB26-02	SW6020	43580	1010167-04A	Barium	139		mg/Kg-dry	J	MS/MSD RPD (40%) above limit (30%)	N/A
SO-SB26-02	SW6020	43580	1010167-04A	Silver	0.21	J	mg/Kg-dry	J	Result is between SDL and MQL	N/A
SO-SB11-01	8260	43564	1010167-05A	Cyclohexane	0.0054	U	mg/Kg-dry	X7	none	42000
SO-SB11-01	SW8270C	43603	1010167-05C	Acenaphthene	0.0252	U	mg/Kg-dry	UJL	MS and MSD recovery (59% and 57%) below limits (60-140%)	3000
SO-SB11-01	SW8270C	43603	1010167-05C	Naphthalene	0.0126	U	mg/Kg-dry	UJL	MS and MSD recovery (57% and 55%) below limits (60-140%)	120
SO-SB11-02	8260	43564	1010167-06A	Cyclohexane	0.00523	U	mg/Kg-dry	X7	none	42000
SO-SB11-02	SW8270C	43603	1010167-06C	Acenaphthene	0.0229	U	mg/Kg-dry	UJL	MS and MSD recovery (59% and 57%) below limits (60-140%)	3000
SO-SB11-02	SW8270C	43603	1010167-06C	Naphthalene	0.0114	U	mg/Kg-dry	UJL	MS and MSD recovery (57% and 55%) below limits (60-140%)	120

SAMPLE ID	METHOD	BATCH	LAB ID	ANALYTE	LABORATORY RESULT			QUALIFIER AND COMMENT		LORP
SO-SB15-01	8260	43564	1010167-07A	Cyclohexane	0.00534	U	mg/Kg-dry	X7	none	42000
SO-SB15-01	SW8270C	43603	1010167-07C	Acenaphthene	0.0234	U	mg/Kg-dry	UJL	MS and MSD recovery (59% and 57%) below limits (60-140%)	3000
SO-SB15-01	SW8270C	43603	1010167-07C	Naphthalene	0.0117	U	mg/Kg-dry	UJL	MS and MSD recovery (57% and 55%) below limits (60-140%)	120
SO-SB17-01	8260	43564	1010167-08A	Cyclohexane	0.00591	U	mg/Kg-dry	X7	none	42000
SO-SB17-01	SW8270C	43603	1010167-08C	Acenaphthene	0.0247	U	mg/Kg-dry	UJL	MS and MSD recovery (59% and 57%) below limits (60-140%)	3000
SO-SB17-01	SW8270C	43603	1010167-08C	Naphthalene	0.0124	U	mg/Kg-dry	UJL	MS and MSD recovery (57% and 55%) below limits (60-140%)	120
SO-SB18-01	8260	43564	1010167-09A	Cyclohexane	0.00505	U	mg/Kg-dry	X7	none	42000
SO-SB18-01	SW8270C	43603	1010167-09C	Acenaphthene	0.0236	U	mg/Kg-dry	UJL	MS and MSD recovery (59% and 57%) below limits (60-140%)	3000
SO-SB18-01	SW8270C	43603	1010167-09C	Naphthalene	0.0118	U	mg/Kg-dry	UJL	MS and MSD recovery (57% and 55%) below limits (60-140%)	120
SO-FD-04	8260	43564	1010167-10A	Cyclohexane	0.00561	U	mg/Kg-dry	X7	none	42000
SO-FD-04	TX1005	43550	1010167-10B	T/R Hydrocarbons: C6-C12	7.65	J	mg/Kg-dry	J	Result is between SDL and MQL	1100
SO-FD-04	TX1005	43550	1010167-10B	T/R Hydrocarbons: C6-C35	7.65	J	mg/Kg-dry	J	Result is between SDL and MQL	NL
SO-FD-04	SW8270C	43603	1010167-10C	Acenaphthene	0.0225	U	mg/Kg-dry	UJL	MS and MSD recovery (59% and 57%) below limits (60-140%)	3000
SO-FD-04	SW8270C	43603	1010167-10C	Naphthalene	0.0113	U	mg/Kg-dry	UJL	MS and MSD recovery (57% and 55%) below limits (60-140%)	120
SO-FD-05	8260	43564	1010167-11A	Cyclohexane	0.00533	U	mg/Kg-dry	X7	none	42000
SO-FD-05	SW8270C	43603	1010167-11C	Acenaphthene	0.0232	U	mg/Kg-dry	UJL	MS and MSD recovery (59% and 57%) below limits (60-140%)	3000
SO-FD-05	SW8270C	43603	1010167-11C	Naphthalene	0.0116	U	mg/Kg-dry	UJL	MS and MSD recovery (57% and 55%) below limits (60-140%)	120
SO-SB2-01	8260	43564	1010167-13A	1,1-Dichloroethene	0.00137	U	mg/Kg-dry	UJL	MS recovery (45%) below limits (60-140%)	1600
SO-SB2-01	8260	43564	1010167-13A	Carbon disulfide	0.00137	U	mg/Kg-dry	UJL	MS and ave MS/MSD recovery (44% and 56%) below limits (60-140%)	3300
SO-SB2-01	8260	43564	1010167-13A	Chloromethane	0.00137	U	mg/Kg-dry	UJL	MS and MSD recovery (49% and 50%) below limits (60-140%)	84
SO-SB2-01	8260	43564	1010167-13A	Cyclohexane	0.00684	U	mg/Kg-dry	X7	none	42000

SAMPLE ID	METHOD	BATCH	LAB ID	ANALYTE	LABORATORY RESULT			QUALIFIER AND COMMENT		LORP
SO-SB2-01	8260	43564	1010167-13A	Dichlorodifluoromethane	0.00137	U	mg/Kg-dry	UJL	MS and MSD recovery (45% and 43%) below limits (60-140%)	12000
SO-SB2-01	8260	43564	1010167-13A	Vinyl chloride	0.00137	U	mg/Kg-dry	UJL	MS and MSD recovery (53% and 53%) below limits (60-140%)	3.4
SO-SB2-01	SW8270C	43603	1010167-13C	Acenaphthene	0.0217	U	mg/Kg-dry	UJL	MS and MSD recovery (59% and 57%) below limits (60-140%)	3000
SO-SB2-01	SW8270C	43603	1010167-13C	Naphthalene	0.0109	U	mg/Kg-dry	UJL	MS and MSD recovery (57% and 55%) below limits (60-140%)	120
SO-SB2-02	8260	43564	1010167-14A	1,1-Dichloroethene	0.0011	U	mg/Kg-dry	UJL	MS recovery (45%) below limits (60-140%)	1600
SO-SB2-02	8260	43564	1010167-14A	Carbon disulfide	0.0011	U	mg/Kg-dry	UJL	MS and ave MS/MSD recovery (44% and 56%) below limits (60-140%)	3300
SO-SB2-02	8260	43564	1010167-14A	Chloromethane	0.0011	U	mg/Kg-dry	UJL	MS and MSD recovery (49% and 50%) below limits (60-140%)	84
SO-SB2-02	8260	43564	1010167-14A	Cyclohexane	0.00552	U	mg/Kg-dry	X7	none	42000
SO-SB2-02	8260	43564	1010167-14A	Dichlorodifluoromethane	0.0011	U	mg/Kg-dry	UJL	MS and MSD recovery (45% and 43%) below limits (60-140%)	12000
SO-SB2-02	8260	43564	1010167-14A	Vinyl chloride	0.0011	U	mg/Kg-dry	UJL	MS and MSD recovery (53% and 53%) below limits (60-140%)	3.4
SO-SB2-02	SW8270C	43603	1010167-14C	Acenaphthene	0.0237	U	mg/Kg-dry	UJL	MS and MSD recovery (59% and 57%) below limits (60-140%)	3000
SO-SB2-02	SW8270C	43603	1010167-14C	Naphthalene	0.0118	U	mg/Kg-dry	UJL	MS and MSD recovery (57% and 55%) below limits (60-140%)	120
SO-SB3-01	8260	43564	1010167-15A	Cyclohexane	0.00524	U	mg/Kg-dry	X7	none	42000
SO-SB3-01	SW8270C	43603	1010167-15C	Acenaphthene	0.0244	U	mg/Kg-dry	UJL	MS and MSD recovery (59% and 57%) below limits (60-140%)	3000
SO-SB3-01	SW8270C	43603	1010167-15C	Naphthalene	0.0122	U	mg/Kg-dry	UJL	MS and MSD recovery (57% and 55%) below limits (60-140%)	120
SO-SB12-01	8260	43564	1010167-16A	Cyclohexane	0.00613	U	mg/Kg-dry	X7	none	42000
SO-SB12-01	SW8270C	43603	1010167-16C	Acenaphthene	0.0212	U	mg/Kg-dry	UJL	MS and MSD recovery (59% and 57%) below limits (60-140%)	3000
SO-SB12-01	SW8270C	43603	1010167-16C	Naphthalene	0.0106	U	mg/Kg-dry	UJL	MS and MSD recovery (57% and 55%) below limits (60-140%)	120
SO-SB14-01	8260	43564	1010167-17A	Cyclohexane	0.00576	U	mg/Kg-dry	X7	none	42000
SO-SB14-01	SW8270C	43603	1010167-17C	Acenaphthene	0.0248	U	mg/Kg-dry	UJL	MS and MSD recovery (59% and 57%) below limits (60-140%)	3000

SAMPLE ID	METHOD	BATCH	LAB ID	ANALYTE	LABORATORY RESULT			QUALIFIER AND COMMENT		LORP
SO-SB14-01	SW8270C	43603	1010167-17C	Naphthalene	0.0124	U	mg/Kg-dry	UJL	MS and MSD recovery (57% and 55%) below limits (60-140%)	120
SO-SB14-02	8260	43564	1010167-18A	Cyclohexane	0.00577	U	mg/Kg-dry	X7	none	42000
SO-SB14-02	SW8270C	43603	1010167-18C	Acenaphthene	0.025	U	mg/Kg-dry	UJL	MS and MSD recovery (59% and 57%) below limits (60-140%)	3000
SO-SB14-02	SW8270C	43603	1010167-18C	Naphthalene	0.0125	U	mg/Kg-dry	UJL	MS and MSD recovery (57% and 55%) below limits (60-140%)	120
SO-SB16-01	8260	43564	1010167-19A	Cyclohexane	0.00565	U	mg/Kg-dry	X7	none	42000
SO-SB16-01	SW8270C	43603	1010167-19C	Acenaphthene	0.0244	U	mg/Kg-dry	UJL	MS and MSD recovery (59% and 57%) below limits (60-140%)	3000
SO-SB16-01	SW8270C	43603	1010167-19C	Naphthalene	0.0122	U	mg/Kg-dry	UJL	MS and MSD recovery (57% and 55%) below limits (60-140%)	120
SO-SB19-01	8260	43564	1010167-20A	Cyclohexane	0.00594	U	mg/Kg-dry	X7	none	42000
SO-SB19-01	SW8270C	43603	1010167-20C	Acenaphthene	0.0262	U	mg/Kg-dry	UJL	MS and MSD recovery (59% and 57%) below limits (60-140%)	3000
SO-SB19-01	SW8270C	43603	1010167-20C	Naphthalene	0.0131	U	mg/Kg-dry	UJL	MS and MSD recovery (57% and 55%) below limits (60-140%)	120
SO-SB32-01	8260	43565	1010173-02A	Cyclohexane	0.00585	U	mg/Kg-dry	X7	none	42000
SO-SB32-01	8260	43565	1010173-02A	Trichlorofluoromethane	0.00585	U	mg/Kg-dry	UJL	MS and MSD recovery (57% and 56%) below limits (60-140%)	12000
SO-SB5-01	8260	43565	1010173-03A	Benzene	0.0011	J	mg/Kg-dry	J	Two SU recoveries (422% and 150%) above limits (84-118%); Result is between SDL and MQL	48
SO-SB5-01	8260	43565	1010173-03A	Carbon disulfide	0.00284	J	mg/Kg-dry	J	Two SU recoveries (422% and 150%) above limits (84-118%); Result is between SDL and MQL	3300
SO-SB5-01	8260	43565	1010173-03A	Cyclohexane	0.00518	U	mg/Kg-dry	X7	none	42000
SO-SB5-01	8260	43565	1010173-03A	Ethylbenzene	0.433		mg/Kg-dry	J	Field duplicate RPD (198%) above limit (40%); Two SU recoveries (422% and 150%) above limits (84-118%)	4000
SO-SB5-01	8260	43565	1010173-03A	Isopropylbenzene	0.329		mg/Kg-dry	J	Field duplicate RPD (196%) above limit (40%)	3000
SO-SB5-01	8260	43565	1010173-03A	Methylcyclohexane	2.3		mg/Kg-dry	J	Field duplicate RPD (199%) above limit (40%)	22000
SO-SB5-01	SW8270C	43612	1010173-03C	Acenaphthene	0.145		mg/Kg-dry	J	Field duplicate RPD (144%) above limit (40%)	3000
SO-SB5-01	SW8270C	43612	1010173-03C	Anthracene	0.0132	J	mg/Kg-dry	J	Result is between SDL and MQL	18000
SO-SB5-01	SW8270C	43612	1010173-03C	Fluoranthene	0.0129	J	mg/Kg-dry	J	Result is between SDL and MQL	2300
SO-SB5-01	SW8270C	43612	1010173-03C	Fluorene	0.0758		mg/Kg-dry	J	Field duplicate RPD (146%) above limit (40%)	2300

SAMPLE ID	METHOD	BATCH	LAB ID	ANALYTE	LABORATORY RESULT			QUALIFIER AND COMMENT		LORP
SO-SB5-01	SW8270C	43612	1010173-03C	Naphthalene	0.273		mg/Kg-dry	J	Field duplicate RPD (154%) above limit (40%)	120
SO-SB5-01	SW8270C	43612	1010173-03C	Phenanthrene	0.104		mg/Kg-dry	J	Field duplicate RPD (114%) above limit (40%)	1700
SO-SB5-02	8260	43565	1010173-04A	Cyclohexane	1.36	N	mg/Kg-dry	X7	Two SU recoveries (200% and 131%) above limits (84-118%)	42000
SO-SB5-02	8260	43565	1010173-04A	Ethylbenzene	0.661		mg/Kg-dry	J	Field duplicate RPD (198%) above limit (40%); Two SU recoveries (200% and 131%) above limits (84-118%)	4000
SO-SB5-02	8260	43565	1010173-04A	Isopropylbenzene	9.09		mg/Kg-dry	J	Field duplicate RPD (196%) above limit (40%); Two SU recoveries (200% and 131%) above limits (84-118%)	3000
SO-SB5-02	8260	43565	1010173-04A	Methylcyclohexane	367		mg/Kg-dry	J	Field duplicate RPD (199%) above limit (40%)	22000
SO-SB5-02	SW8270C	43612	1010173-04C	Acenaphthene	0.129		mg/Kg-dry	J	Field duplicate RPD (144%) above limit (40%)	3000
SO-SB5-02	SW8270C	43612	1010173-04C	Anthracene	0.0482	J	mg/Kg-dry	J	Result is between SDL and MQL	18000
SO-SB5-02	SW8270C	43612	1010173-04C	Benzo[a]anthracene	0.0354	J	mg/Kg-dry	J	Result is between SDL and MQL	5.6
SO-SB5-02	SW8270C	43612	1010173-04C	Fluorene	0.182		mg/Kg-dry	J	Field duplicate RPD (146%) above limit (40%)	2300
SO-SB5-02	SW8270C	43612	1010173-04C	Naphthalene	1.5		mg/Kg-dry	J	Field duplicate RPD (154%) above limit (40%)	120
SO-SB5-02	SW8270C	43612	1010173-04C	Phenanthrene	0.334		mg/Kg-dry	J	Field duplicate RPD (114%) above limit (40%)	1700
SO-SB36-01	8260	43565	1010173-05A	Cyclohexane	0.00563	U	mg/Kg-dry	X7	none	42000
SO-SB36-01	8260	43565	1010173-05A	Trichlorofluoromethane	0.00563	U	mg/Kg-dry	UJL	MS and MSD recovery (57% and 56%) below limits (60-140%)	12000
SO-SB37-01	8260	43565	1010173-07A	Cyclohexane	0.00546	U	mg/Kg-dry	X7	none	42000
SO-SB37-01	8260	43565	1010173-07A	Trichlorofluoromethane	0.00546	U	mg/Kg-dry	UJL	MS and MSD recovery (57% and 56%) below limits (60-140%)	12000
SO-SB40-01	8260	43565	1010173-08A	Acetone	0.0357	J	mg/Kg-dry	J	Result is between SDL and MQL	5400
SO-SB40-01	8260	43565	1010173-08A	Cyclohexane	0.00697	U	mg/Kg-dry	X7	none	42000
SO-SB40-01	8260	43565	1010173-08A	Trichlorofluoromethane	0.00697	U	mg/Kg-dry	UJL	MS and MSD recovery (57% and 56%) below limits (60-140%)	12000
SO-SB38-01	8260	43565	1010173-09A	Cyclohexane	0.00526	U	mg/Kg-dry	X7	none	42000
SO-SB38-01	8260	43565	1010173-09A	Trichlorofluoromethane	0.00526	U	mg/Kg-dry	UJL	MS and MSD recovery (57% and 56%) below limits (60-140%)	12000
SO-SB39-01	8260	43565	1010173-10A	Cyclohexane	0.0051	U	mg/Kg-dry	X7	none	42000
SO-SB39-01	8260	43565	1010173-10A	Trichlorofluoromethane	0.0051	U	mg/Kg-dry	UJL	MS and MSD recovery (57% and 56%) below limits (60-140%)	12000
SO-FD-6	8260	43565	1010173-11A	Carbon disulfide	0.00249	J	mg/Kg-dry	J	Result is between SDL and MQL	3300
SO-FD-6	8260	43565	1010173-11A	Cyclohexane	0.00496	U	mg/Kg-dry	X7	none	42000

SAMPLE ID	METHOD	BATCH	LAB ID	ANALYTE	LABORATORY RESULT			QUALIFIER AND COMMENT		LORP
SO-FD-6	8260	43565	1010173-11A	Ethylbenzene	0.00271	J	mg/Kg-dry	J	Field duplicate RPD (198%) above limit (40%); Result is between SDL and MQL	4000
SO-FD-6	8260	43565	1010173-11A	Isopropylbenzene	0.00302	J	mg/Kg-dry	J	Field duplicate RPD (196%) above limit (40%); Result is between SDL and MQL	3000
SO-FD-6	8260	43565	1010173-11A	Methylcyclohexane	0.00496	U	mg/Kg-dry	UJ	Field duplicate RPD (199%) above limit (40%)	22000
SO-FD-6	SW8270C	43612	1010173-11C	Acenaphthene	0.0236	U	mg/Kg-dry	UJ	Field duplicate RPD (144%) above limit (40%)	3000
SO-FD-6	SW8270C	43612	1010173-11C	Fluorene	0.0118	U	mg/Kg-dry	UJ	Field duplicate RPD (146%) above limit (40%)	2300
SO-FD-6	SW8270C	43612	1010173-11C	Naphthalene	0.0356	J	mg/Kg-dry	J	Field duplicate RPD (154%) above limit (40%); Result is between SDL and MQL	120
SO-FD-6	SW8270C	43612	1010173-11C	Phenanthrene	0.0281	J	mg/Kg-dry	J	Field duplicate RPD (114%) above limit (40%); Result is between SDL and MQL	1700
SO-FD-7	8260	43565	1010173-12A	Acetone	0.0386	J	mg/Kg-dry	J	Result is between SDL and MQL	5400
SO-FD-7	8260	43565	1010173-12A	Cyclohexane	0.00734	U	mg/Kg-dry	X7	none	42000
SO-FD-7	8260	43565	1010173-12A	Trichlorofluoromethane	0.00734	U	mg/Kg-dry	UJL	MS and MSD recovery (57% and 56%) below limits (60-140%)	12000
SO-FD-7	SW8270C	43612	1010173-12C	Fluoranthene	0.0189	J	mg/Kg-dry	J	Result is between SDL and MQL	2300
SO-SB21-01	8260	43565	1010173-15A	Cyclohexane	0.0057	U	mg/Kg-dry	X7	none	42000
SO-SB21-01	8260	43565	1010173-15A	Trichlorofluoromethane	0.0057	U	mg/Kg-dry	UJL	MS and MSD recovery (57% and 56%) below limits (60-140%)	12000
SO-SB4-01	8260	43565	1010173-16A	Cyclohexane	0.00562	U	mg/Kg-dry	X7	none	42000
SO-SB4-01	8260	43565	1010173-16A	Trichlorofluoromethane	0.00562	U	mg/Kg-dry	UJL	MS and MSD recovery (57% and 56%) below limits (60-140%)	12000
SO-SB23-01	8260	43565	1010173-17A	Cyclohexane	0.0055	U	mg/Kg-dry	X7	none	42000
SO-SB23-01	8260	43565	1010173-17A	Trichlorofluoromethane	0.0055	U	mg/Kg-dry	UJL	MS and MSD recovery (57% and 56%) below limits (60-140%)	12000
SO-SB25-01	8260	43565	1010173-18A	Cyclohexane	0.00487	U	mg/Kg-dry	X7	none	42000
SO-SB25-01	8260	43565	1010173-18A	Trichlorofluoromethane	0.00487	U	mg/Kg-dry	UJL	MS and MSD recovery (57% and 56%) below limits (60-140%)	12000
SO-SB27-01	8260	43565	1010173-19A	Cyclohexane	0.00581	U	mg/Kg-dry	X7	none	42000
SO-SB27-01	8260	43565	1010173-19A	Trichlorofluoromethane	0.00581	U	mg/Kg-dry	UJL	MS and MSD recovery (57% and 56%) below limits (60-140%)	12000
SO-SB29-01	8260	43565	1010173-20A	Cyclohexane	0.00522	U	mg/Kg-dry	X7	none	42000
SO-SB29-01	8260	43565	1010173-20A	Trichlorofluoromethane	0.00522	U	mg/Kg-dry	UJL	MS and MSD recovery (57% and 56%) below limits (60-140%)	12000
SO-SB28-01	8260	43565	1010173-21A	Cyclohexane	0.00532	U	mg/Kg-dry	X7	none	42000

SAMPLE ID	METHOD	BATCH	LAB ID	ANALYTE	LABORATORY RESULT			QUALIFIER AND COMMENT		LORP
SO-SB28-01	8260	43565	1010173-21A	Trichlorofluoromethane	0.00532	U	mg/Kg-dry	UJL	MS and MSD recovery (57% and 56%) below limits (60-140%)	12000
ULW	8260	43586	1010156-01A	2-Butanone	0.00933	J	mg/L	J	Result is between SDL and MQL	350000
ULW	8260	43586	1010156-01A	Acetone	0.00629	J	mg/L	U	Trip blank contamination (0.00986 J mg/L); Result is between SDL and MQL	33000
ULW	8260	43586	1010156-01A	Bromodichloromethane	0.0009	J	mg/L	J	Result is between SDL and MQL	NA
ULW	8260	43586	1010156-01A	Cyclohexane	0.005	U	mg/L	X7	none	770
ULW	SW8270C	43558	1010156-01C	Acenaphthene	0.000025	U	mg/L	UJL	LCS recovery (52%) below limits (60-140%)	N/A
ULW	SW8270C	43558	1010156-01C	Acenaphthylene	0.000025	U	mg/L	UJL	LCS recovery (57%) below limits (60-140%)	N/A
ULW	SW8270C	43558	1010156-01C	Anthracene	0.000025	U	mg/L	UJL	LCS recovery (56%) below limits (60-140%)	N/A
ULW	SW8270C	43558	1010156-01C	Fluorene	0.000025	U	mg/L	UJL	LCS recovery (58%) below limits (60-140%)	N/A
ULW	SW8270C	43558	1010156-01C	Naphthalene	0.000025	U	mg/L	UJL	LCS recovery (51%) below limits (60-140%)	41
ULW	SW8270C	43558	1010156-01C	Phenanthrene	0.000031	J	mg/L	J	LCS recovery (55%) below limits (60-140%); Result is between SDL and MQL	N/A
GW-06	8260	43586	1010167-24A	Cyclohexane	0.005	U	mg/L	X7	none	770
GW-06	SW8270C	43558	1010167-24C	Acenaphthene	0.000025	U	mg/L	UJL	LCS recovery (52%) below limits (60-140%)	N/A
GW-06	SW8270C	43558	1010167-24C	Acenaphthylene	0.000025	U	mg/L	UJL	LCS recovery (57%) below limits (60-140%)	N/A
GW-06	SW8270C	43558	1010167-24C	Anthracene	0.000025	U	mg/L	UJL	LCS recovery (56%) below limits (60-140%)	N/A
GW-06	SW8270C	43558	1010167-24C	Fluorene	0.000025	U	mg/L	UJL	LCS recovery (58%) below limits (60-140%)	N/A
GW-06	SW8270C	43558	1010167-24C	Naphthalene	0.000025	U	mg/L	UJL	LCS recovery (51%) below limits (60-140%)	41
GW-06	SW8270C	43558	1010167-24C	Phenanthrene	0.000025	U	mg/L	UJL	LCS recovery (55%) below limits (60-140%)	N/A
GW-02	8260	43586	1010167-25A	Bromoform	0.00022	J	mg/L	J	Result is between SDL and MQL	670
GW-02	8260	43586	1010167-25A	Cyclohexane	0.005	U	mg/L	X7	none	770
GW-02	8260	43586	1010167-25A	Dibromochloromethane	0.00024	J	mg/L	J	Result is between SDL and MQL	NA
GW-02	SW8270C	43558	1010167-25C	Acenaphthene	0.000025	U	mg/L	UJL	LCS recovery (52%) below limits (60-140%)	N/A
GW-02	SW8270C	43558	1010167-25C	Acenaphthylene	0.000025	U	mg/L	UJL	LCS recovery (57%) below limits (60-140%)	N/A
GW-02	SW8270C	43558	1010167-25C	Anthracene	0.000025	U	mg/L	UJL	LCS recovery (56%) below limits (60-140%)	N/A
GW-02	SW8270C	43558	1010167-25C	Fluorene	0.000025	U	mg/L	UJL	LCS recovery (58%) below limits (60-140%)	N/A
GW-02	SW8270C	43558	1010167-25C	Naphthalene	0.0000374	J	mg/L	J	LCS recovery (51%) below limits (60-140%); Result is between SDL and MQL	41
GW-02	SW8270C	43558	1010167-25C	Phenanthrene	0.000025	U	mg/L	UJL	LCS recovery (55%) below limits (60-140%)	N/A
GW-01	8260	43600	1010173-23A	cis-1,2-Dichloroethene	0.00035	J	mg/L	J	Result is between SDL and MQL	2100
GW-01	8260	43600	1010173-23A	Cyclohexane	0.005	U	mg/L	X7	none	770
GW-01	SW8270C	43558	1010173-23C	Acenaphthene	0.000025	U	mg/L	UJL	LCS recovery (52%) below limits (60-140%)	N/A
GW-01	SW8270C	43558	1010173-23C	Acenaphthylene	0.000025	U	mg/L	UJL	LCS recovery (57%) below limits (60-140%)	N/A

SAMPLE ID	METHOD	BATCH	LAB ID	ANALYTE	LABORATORY RESULT			QUALIFIER AND COMMENT		LORP
GW-01	SW8270C	43558	1010173-23C	Anthracene	0.000025	U	mg/L	UJL	LCS recovery (56%) below limits (60-140%)	N/A
GW-01	SW8270C	43558	1010173-23C	Fluorene	0.000025	U	mg/L	UJL	LCS recovery (58%) below limits (60-140%)	N/A
GW-01	SW8270C	43558	1010173-23C	Naphthalene	0.000025	U	mg/L	UJL	LCS recovery (51%) below limits (60-140%)	41
GW-01	SW8270C	43558	1010173-23C	Phenanthrene	0.000025	U	mg/L	UJL	LCS recovery (55%) below limits (60-140%)	N/A
GW-04	8260	43600	1010173-24A	Acetone	0.00714	J	mg/L	J	Result is between SDL and MQL	33000
GW-04	8260	43600	1010173-24A	Cyclohexane	0.005	U	mg/L	X7	none	770
GW-04	SW8270C	43558	1010173-24C	Acenaphthene	0.000025	U	mg/L	UJL	LCS recovery (52%) below limits (60-140%)	N/A
GW-04	SW8270C	43558	1010173-24C	Acenaphthylene	0.000025	U	mg/L	UJL	LCS recovery (57%) below limits (60-140%)	N/A
GW-04	SW8270C	43558	1010173-24C	Anthracene	0.000025	U	mg/L	UJL	LCS recovery (56%) below limits (60-140%)	N/A
GW-04	SW8270C	43558	1010173-24C	Fluorene	0.000025	U	mg/L	UJL	LCS recovery (58%) below limits (60-140%)	N/A
GW-04	SW8270C	43558	1010173-24C	Naphthalene	0.0000357	J	mg/L	J	LCS recovery (51%) below limits (60-140%); Result is between SDL and MQL	41
GW-04	SW8270C	43558	1010173-24C	Phenanthrene	0.000025	U	mg/L	UJL	LCS recovery (55%) below limits (60-140%)	N/A
GW-05	8260	43600	1010173-25A	cis-1,2-Dichloroethene	0.00028	J	mg/L	J	Result is between SDL and MQL	2100
GW-05	8260	43600	1010173-25A	Cyclohexane	0.005	U	mg/L	X7	none	770
GW-05	8260	43600	1010173-25A	Dibromochloromethane	0.00021	J	mg/L	J	Result is between SDL and MQL	NA
GW-05	SW8270C	43558	1010173-25C	Acenaphthene	0.000025	U	mg/L	UJL	LCS recovery (52%) below limits (60-140%)	N/A
GW-05	SW8270C	43558	1010173-25C	Acenaphthylene	0.000025	U	mg/L	UJL	LCS recovery (57%) below limits (60-140%)	N/A
GW-05	SW8270C	43558	1010173-25C	Anthracene	0.000025	U	mg/L	UJL	LCS recovery (56%) below limits (60-140%)	N/A
GW-05	SW8270C	43558	1010173-25C	Fluorene	0.000025	U	mg/L	UJL	LCS recovery (58%) below limits (60-140%)	N/A
GW-05	SW8270C	43558	1010173-25C	Naphthalene	0.000025	U	mg/L	UJL	LCS recovery (51%) below limits (60-140%)	41
GW-05	SW8270C	43558	1010173-25C	Phenanthrene	0.000025	U	mg/L	UJL	LCS recovery (55%) below limits (60-140%)	N/A
GW-07	8260	43600	1010173-26A	Cyclohexane	0.005	U	mg/L	X7	none	770
GW-07	SW8270C	43558	1010173-26C	Acenaphthene	0.000025	U	mg/L	UJL	LCS recovery (52%) below limits (60-140%)	N/A
GW-07	SW8270C	43558	1010173-26C	Acenaphthylene	0.000025	U	mg/L	UJL	LCS recovery (57%) below limits (60-140%)	N/A
GW-07	SW8270C	43558	1010173-26C	Anthracene	0.0000567		mg/L	JL	LCS recovery (56%) below limits (60-140%)	N/A
GW-07	SW8270C	43558	1010173-26C	Fluorene	0.000025	U	mg/L	UJL	LCS recovery (58%) below limits (60-140%)	N/A
GW-07	SW8270C	43558	1010173-26C	Naphthalene	0.000025	U	mg/L	UJL	LCS recovery (51%) below limits (60-140%)	41
GW-07	SW8270C	43558	1010173-26C	Phenanthrene	0.000025	U	mg/L	UJL	LCS recovery (55%) below limits (60-140%)	N/A
GW-08	8260	43600	1010173-27A	Cyclohexane	0.005	U	mg/L	X7	none	770
GW-08	SW8270C	43558	1010173-27C	Acenaphthene	0.0002		mg/L	JL	LCS recovery (52%) below limits (60-140%)	N/A
GW-08	SW8270C	43558	1010173-27C	Acenaphthylene	0.000025	U	mg/L	UJL	LCS recovery (57%) below limits (60-140%)	N/A
GW-08	SW8270C	43558	1010173-27C	Anthracene	0.0000262	J	mg/L	J	LCS recovery (56%) below limits (60-140%); Result is between SDL and MQL	N/A
GW-08	SW8270C	43558	1010173-27C	Fluoranthene	0.0000357	J	mg/L	J	Result is between SDL and MQL	N/A

SAMPLE ID	METHOD	BATCH	LAB ID	ANALYTE	LABORATORY RESULT			QUALIFIER AND COMMENT		LORP
GW-08	SW8270C	43558	1010173-27C	Fluorene	0.0000522		mg/L	JL	LCS recovery (58%) below limits (60-140%)	N/A
GW-08	SW8270C	43558	1010173-27C	Naphthalene	0.000301		mg/L	JL	LCS recovery (51%) below limits (60-140%)	41
GW-08	SW8270C	43558	1010173-27C	Phenanthrene	0.0000382	J	mg/L	J	LCS recovery (55%) below limits (60-140%); Result is between SDL and MQL	N/A
GW-08	SW8270C	43558	1010173-27C	Pyrene	0.0000418	J	mg/L	J	Result is between SDL and MQL	N/A
GW-DUP-1	8260	43600	1010173-28A	Cyclohexane	0.005	U	mg/L	X7	none	770
GW-DUP-1	SW8270C	43558	1010173-28C	Acenaphthene	0.000237		mg/L	JL	LCS recovery (52%) below limits (60-140%)	N/A
GW-DUP-1	SW8270C	43558	1010173-28C	Acenaphthylene	0.000025	U	mg/L	UJL	LCS recovery (57%) below limits (60-140%)	N/A
GW-DUP-1	SW8270C	43558	1010173-28C	Anthracene	0.00003	J	mg/L	J	LCS recovery (56%) below limits (60-140%); Result is between SDL and MQL	N/A
GW-DUP-1	SW8270C	43558	1010173-28C	Fluoranthene	0.0000364	J	mg/L	J	Result is between SDL and MQL	N/A
GW-DUP-1	SW8270C	43558	1010173-28C	Fluorene	0.000025	U	mg/L	UJL	LCS recovery (58%) below limits (60-140%)	N/A
GW-DUP-1	SW8270C	43558	1010173-28C	Naphthalene	0.000381		mg/L	JL	LCS recovery (51%) below limits (60-140%)	41
GW-DUP-1	SW8270C	43558	1010173-28C	Phenanthrene	0.0000535		mg/L	JL	LCS recovery (55%) below limits (60-140%)	N/A
GW-DUP-1	SW8270C	43558	1010173-28C	Pyrene	0.0000437	J	mg/L	J	Result is between SDL and MQL	N/A

U – Blank affected; The analyte was not detected above 5x (10x for common contaminants) the level in an associated blank.

UJ – Estimated data; The analyte was not detected above the reported Sample Detection Limit (SDL) however, the SDL is approximate due to exceedance of one or more QC requirements.

J – Estimated data; The reported sample concentration or mass is approximate due to exceedance of one or more QC requirements.

NJ – Tentatively identified, estimated data; The analysis indicates the presence of the analyte for which there is presumptive evidence to make a tentative identification and the associated numerical value represents its approximate concentration or mass.

R – Rejected data; Serious QC deficiencies make it impossible to verify the absence or presence of this analyte.

X7 – The laboratory is not NELAC accredited under the Texas Laboratory Accreditation Program for this analyte in this matrix analyzed by this method. The TCEQ does not offer accreditation for this analyte, in this matrix, analyzed by this method.

H – Bias in sample result is likely to be high

L – Bias in sample result is likely to be low

none – Bias in sample is unknown

NOTE: For multiple deficiencies the reviewer applied the most severe flag. (R>U>J>JL/JH and R>UJ>UJL)

TABLE 3

HCEI PHASE II - GROUNDWATER AND SUBSURFACE SOIL SAMPLING

QC OUTCOMES

SAMPLE ID	TYPE	ANALYSIS METHOD	ANALYSIS DATE	PREP METHOD	PREP DATE	BATCH	LAB ID	ANALYTE	QUALIFIER TO APPLY	COMMENT
FIELD QC BLANKS										
GW EB 02	EB	8260	10/20/10 12:40	5030	10/20/10	43453	1010123-04A	Acetone	U to detects<10x blank amount	Equipment blank contamination (0.00629 J mg/L)
GW EB 02	EB	SW8270C	10/25/10 13:34	SW3510C	10/25/10	43558	1010123-04C	Naphthalene	U to detects<5x blank amount (none, ND)	Equipment blank contamination (0.000126 mg/L)
GW FB-1	FB	8260	10/20/10 13:04	5030	10/20/10	43453	1010123-05A	Acetone	U to detects<10x blank amount	Field blank contamination (0.00561 J mg/L)
GW-EB-1	EB	SW8270C	10/25/10 14:05	SW3510C	10/25/10	43558	1010124-07C	Naphthalene	U to detects<5x blank amount (none, ND)	Equipment blank contamination (0.000148 mg/L)
GW FB-2	FB	8260	10/20/10 17:56	5030	10/20/10	43453	1010145-12A	Acetone	U to detects<10x blank amount (none, ND)	Field blank contamination (0.00825 J mg/L)
GW EB-03	EB	8260	10/20/10 18:20	5030	10/20/10	43453	1010145-13A	Acetone	U to detects<10x blank amount (none, ND)	Equipment blank contamination (0.00654 J mg/L)
GW EB-03	EB	SW8270C	10/25/10 14:36	SW3510C	10/25/10	43558	1010145-13C	Naphthalene	U to detects<5x blank amount (none, ND)	Equipment blank contamination (0.00013 mg/L)
Trip Blank	TB	8260	10/26/10 16:34	5030	10/26/10	43586	1010157-01A	Acetone	U to detects<10x blank amount (none, ND)	Trip blank contamination (0.00986 J mg/L)
GW-FB-3	FB	8260	10/26/10 17:25	5030	10/26/10	43586	1010157-09A	Chloroform	U to detects<5x blank amount (none, all ND)	Field blank contamination (0.00041 J mg/L)
GW-FB-3	FB	8260	10/26/10 17:25	5030	10/26/10	43586	1010157-09A	Toluene	U to detects<5x blank amount	Field blank contamination (0.00063 J mg/L)
GW-EB-4	EB	8260	10/26/10 14:52	5030	10/26/10	43586	1010157-10A	Chloroform	U to detects<5x blank amount (none, all ND)	Equipment blank contamination (0.00038 J mg/L)
GW-FB-4	FB	8260	10/26/10 15:17	5030	10/26/10	43586	1010167-21A	Chloroform	U to detects<5x blank amount (none, all ND)	Field blank contamination (0.00035 J mg/L)
GW-EB-1	EB	8260	10/27/10 17:12	5030	10/27/10	43600	1010173-29A	Chloroform	U to detects<5x blank amount (none, all ND)	Equipment blank contamination (0.00032 J mg/L)

SAMPLE ID	TYPE	ANALYSIS METHOD	ANALYSIS DATE	PREP METHOD	PREP DATE	BATCH	LAB ID	ANALYTE	QUALIFIER TO APPLY	COMMENT
LABORATORY CONTROL SAMPLE RECOVERY										
LCS-43522	LCS	8260	10/21/10 10:57	SW5035	10/21/10	43522	LCS-43522	Acetone	JH to detects to samples this batch (none)	LCS recovery (146%) above limits (60-140%)
LCS-43558	LCS	SW8270C	10/25/10 11:01	SW3510C	10/25/10	43558	LCS-43558	Acenaphthene	UJL/JL to NDs/detects to samples this batch	LCS recovery (52%) below limits (60-140%)
LCS-43558	LCS	SW8270C	10/25/10 11:01	SW3510C	10/25/10	43558	LCS-43558	Acenaphthylene	UJL/JL to NDs/detects to samples this batch	LCS recovery (57%) below limits (60-140%)
LCS-43558	LCS	SW8270C	10/25/10 11:01	SW3510C	10/25/10	43558	LCS-43558	Anthracene	UJL/JL to NDs/detects to samples this batch	LCS recovery (56%) below limits (60-140%)
LCS-43558	LCS	SW8270C	10/25/10 11:01	SW3510C	10/25/10	43558	LCS-43558	Fluorene	UJL/JL to NDs/detects to samples this batch	LCS recovery (58%) below limits (60-140%)
LCS-43558	LCS	SW8270C	10/25/10 11:01	SW3510C	10/25/10	43558	LCS-43558	Naphthalene	UJL/JL to NDs/detects to samples this batch	LCS recovery (51%) below limits (60-140%)
LCS-43558	LCS	SW8270C	10/25/10 11:01	SW3510C	10/25/10	43558	LCS-43558	Phenanthrene	UJL/JL to NDs/detects to samples this batch	LCS recovery (55%) below limits (60-140%)
MATRIX SPIKE RECOVERY										
SO-MW1-02 MS	MS	8260	10/21/10 19:08	SW5035	10/21/10	43522	1010145-15AMS	Chloromethane	none (average MS/MSD recovery within control)	MS recovery (57%) below limits (60-140%)
SO-MW1-02 MS	MS	8260	10/21/10 19:08	SW5035	10/21/10	43522	1010145-15AMS	Dichlorodifluoromethane	none (average MS/MSD recovery within control)	MS recovery (56%) below limits (60-140%)
SO-MW1-02 MS/MSD	MS/ MSD	8260	10/21/10 19:08	SW5035	10/21/10	43522	1010145-15AMS/MSD	Trichlorofluoromethane	JH to detects to low samples in this batch (none)	MS and MSD recovery (144% and 142%) above limits (60-140%)
SO-MW1-02 MS	MS	8260	10/21/10 19:08	SW5035	10/21/10	43522	1010145-15AMS	Vinyl chloride	none (average MS/MSD recovery within control)	MS recovery (59%) below limits (60-140%)
SO-SB2-01 MS	MS	8260	10/25/10 22:47	SW5035	10/25/10	43564	1010167-13AMS	1,1,2-Trichlorotrifluoroethane	none (average MS/MSD recovery within control)	MS recovery (51%) below limits (60-140%)
SO-SB2-01 MS	MS	8260	10/25/10 22:47	SW5035	10/25/10	43564	1010167-13AMS	1,1-Dichloroethene	UJL/JL to NDs/detects SB2 samples only (due to acetone conc)	MS recovery (45%) below limits (60-140%)
SO-SB2-01 MS/MSD	MS/ MSD	8260	10/25/10 22:47	SW5035	10/25/10	43564	1010167-13AMS/MSD	Acetone	none (waived due to insufficient spiking amount)	MS and MSD recovery (-498% and -511%) below limits (60-140%)

SAMPLE ID	TYPE	ANALYSIS METHOD	ANALYSIS DATE	PREP METHOD	PREP DATE	BATCH	LAB ID	ANALYTE	QUALIFIER TO APPLY	COMMENT
SO-SB2-01 MS	MS	8260	10/25/10 22:47	SW5035	10/25/10	43564	1010167-13AMS	Carbon disulfide	UJL/JL to NDs/detects SB2 samples only (due to acetone conc)	MS and ave MS/MSD recovery (44% and 56%) below limits (60-140%)
SO-SB2-01 MS/MSD	MS/ MSD	8260	10/25/10 22:47	SW5035	10/25/10	43564	1010167-13AMS/MSD	Chloromethane	UJL/JL to NDs/detects SB2 samples only (due to acetone conc)	MS and MSD recovery (49% and 50%) below limits (60-140%)
SO-SB2-01 MS/MSD	MS/ MSD	8260	10/25/10 22:47	SW5035	10/25/10	43564	1010167-13AMS/MSD	Dichlorodifluoromethane	UJL/JL to NDs/detects SB2 samples only (due to acetone conc)	MS and MSD recovery (45% and 43%) below limits (60-140%)
SO-SB2-01 MS	MS	8260	10/25/10 22:47	SW5035	10/25/10	43564	1010167-13AMS	Methylene chloride	none (average MS/MSD recovery within control)	MS recovery (52%) below limits (60-140%)
SO-SB2-01 MS/MSD	MS/ MSD	8260	10/25/10 22:47	SW5035	10/25/10	43564	1010167-13AMS/MSD	Trichlorofluoromethane	JH to detects SB2 samples only (due to acetone conc) - none	MS and MSD recovery (145% and 142%) above limits (60-140%)
SO-SB2-01 MS/MSD	MS/ MSD	8260	10/25/10 22:47	SW5035	10/25/10	43564	1010167-13AMS/MSD	Vinyl chloride	UJL/JL to NDs/detects SB2 samples only (due to acetone conc)	MS and MSD recovery (53% and 53%) below limits (60-140%)
SO-SB39-01 MS/MSD	MS/ MSD	8260	10/26/10 18:35	SW5035	10/25/10	43565	1010173-10AMS/MSD	Trichlorofluoromethane	UJL/JL to NDs/detects all low samples in this batch	MS and MSD recovery (57% and 56%) below limits (60-140%)
SO-SB26-02 MS/MSD	MS/ MSD	SW6020	10/27/10 12:25	SW3050B	10/26/10	43580	1010167-04A MS/MSD	Barium	none (waived due to insufficient spiking amount); PDS recovery (102%) within control	MS and MSD recovery (152% and 343%) above limits (60-140%)
SO-SB2-01 MS/MSD	MS/ MSD	SW8270C	10/27/10 17:42	SW3550B	10/27/10	43603	1010167-13CMS/MSD	Acenaphthene	UJL/JL to NDs/detects all low samples in this batch	MS and MSD recovery (59% and 57%) below limits (60-140%)
SO-SB2-01 MS/MSD	MS/ MSD	SW8270C	10/27/10 17:42	SW3550B	10/27/10	43603	1010167-13CMS/MSD	Naphthalene	UJL/JL to NDs/detects all low samples in this batch	MS and MSD recovery (57% and 55%) below limits (60-140%)
SO-SB39-01 MS	MS	SW8270C	10/29/10 12:16	SW3550B	10/28/10	43612	1010173-10CMS	Naphthalene	none (average MS/MSD recovery within control)	MS recovery (58%) below limits (60-140%)
SURROGATE RECOVERY										

SAMPLE ID	TYPE	ANALYSIS METHOD	ANALYSIS DATE	PREP METHOD	PREP DATE	BATCH	LAB ID	ANALYTE	QUALIFIER TO APPLY	COMMENT
SO-MW8-03	ENV	8260	10/22/10 16:20	SW5035	10/22/10	43549	1010157-06A	Surr: 4-Bromofluorobenzene	none (single deficiency for multiple surrogate analysis)	SU recovery (121%) above limits (84-118%)
SO-SB17-01	ENV	8260	10/25/10 16:43	SW5035	10/25/10	43564	1010167-08A	Surr: Dibromofluoromethane	none (single deficiency for multiple surrogate analysis)	SU recovery (64%) below limits (65-135%)
SO-SB5-01	ENV	8260	10/27/10 0:08	SW5035	10/25/10	43565	1010173-03A	Surr: 4-Bromofluorobenzene	JH to detects reported from this analysis	SU recovery (422%) above limits (84-118%)
SO-SB5-01	ENV	8260	10/27/10 0:08	SW5035	10/25/10	43565	1010173-03A	Surr: Toluene-d8	JH to detects reported from this analysis	SU recovery (150%) above limits (84-116%)
SO-SB5-02	ENV	8260	10/27/10 15:13	SW5035	10/25/10	43565	1010173-04A	Surr: 4-Bromofluorobenzene	JH to detects reported from this analysis	SU recovery (200%) above limits (84-118%)
SO-SB5-02	ENV	8260	10/27/10 15:13	SW5035	10/25/10	43565	1010173-04A	Surr: Toluene-d8	JH to detects reported from this analysis	SU recovery (131%) above limits (84-116%)
SO-SB5-02	ENV	TX1005	10/26/10 9:17	METHOD	10/25/10	43567	1010173-04B	Surr: Isopropylbenzene	none (single deficiency for multiple surrogate analysis)	SU recovery (461%) above limits (70-130%)
MATRIX DUPLICATE PRECISION										
SO-SB2-01 MSD	MSD	8260	10/25/10 23:20	SW5035	10/25/10	43564	1010167-13AMSD	1,1,2-Trichlorotrifluoroethane	J to detects SB2 samples only (due to acetone conc) - none	MS/MSD RPD (50%) above limit (40%)
SO-SB2-01 MSD	MSD	8260	10/25/10 23:20	SW5035	10/25/10	43564	1010167-13AMSD	Carbon disulfide	J to detects SB2 samples only (due to acetone conc) - none	MS/MSD RPD (52%) above limit (40%)
SO-SB2-01 MSD	MSD	8260	10/25/10 23:20	SW5035	10/25/10	43564	1010167-13AMSD	Methylene chloride	J to detects SB2 samples only (due to acetone conc) - none	MS/MSD RPD (51%) above limit (40%)
SO-SB26-02 MSD	MSD	SW6020	10/27/10 12:31	SW3050B	10/26/10	43580	1010167-04A MSD	Barium	J to detects this sample only (since only one in batch)	MS/MSD RPD (40%) above limit (30%)
INSTRUMENT CALIBRATION										
ICV-101022	ICV	8260	10/22/10 10:43	SW5035		43549	ICV-101022	Chloroethane	JH to detects to samples this batch (none)	ICV recovery (135%) above limits (70-130%)
ICV-101022	ICV	8260	10/22/10 10:43	SW5035		43549	ICV-101022	Trichlorofluoromethane	JH to detects to samples this batch (none)	ICV recovery (135%) above limits (70-130%)
INSTRUMENT PERFORMANCE										
SO-SB26-02 SD	SD	SW6020	10/27/10 12:15	SW3050B	10/26/10	43580	1010167-04A SD	Chromium	none (%difference below flagging limit of 30%)	SD %difference (12.0%) above method limit (10%)

TABLE 4

HCEI PHASE II - GROUNDWATER AND SUBSURFACE SOIL SAMPLING

FIELD DUPLICATE SUMMARY

FIELD DUPLICATE	ORIGINAL SAMPLE	PREP METHOD	ANALYSIS METHOD	ANALYTE	FIELD DUPLICATE LABORATORY RESULT			ORIGINAL SAMPLE LABORATORY RESULT			RPD	DIFFER-ENCE	2xMQL	PASS
SO-FD-01	SO-SB20-01	SW5035	8260	1,1,1-Trichloroethane	0.00105	U	mg/Kg-dry	0.0011	U	mg/Kg-dry	NA	0.00005	0.01102	yes
SO-FD-01	SO-SB20-01	SW5035	8260	1,1,2,2-Tetrachloroethane	0.00105	U	mg/Kg-dry	0.0011	U	mg/Kg-dry	NA	0.00005	0.01102	yes
SO-FD-01	SO-SB20-01	SW5035	8260	1,1,2-Trichloroethane	0.00105	U	mg/Kg-dry	0.0011	U	mg/Kg-dry	NA	0.00005	0.01102	yes
SO-FD-01	SO-SB20-01	SW5035	8260	1,1,2-Trichlorotrifluoroethane	0.00523	U	mg/Kg-dry	0.00551	U	mg/Kg-dry	NA	0.00028	0.033	yes
SO-FD-01	SO-SB20-01	SW5035	8260	1,1-Dichloroethane	0.00105	U	mg/Kg-dry	0.0011	U	mg/Kg-dry	NA	0.00005	0.01102	yes
SO-FD-01	SO-SB20-01	SW5035	8260	1,1-Dichloroethene	0.00105	U	mg/Kg-dry	0.0011	U	mg/Kg-dry	NA	0.00005	0.01102	yes
SO-FD-01	SO-SB20-01	SW5035	8260	1,2,4-Trichlorobenzene	0.00105	U	mg/Kg-dry	0.0011	U	mg/Kg-dry	NA	0.00005	0.01102	yes
SO-FD-01	SO-SB20-01	SW5035	8260	1,2-Dibromo-3-chloropropane	0.00105	U	mg/Kg-dry	0.0011	U	mg/Kg-dry	NA	0.00005	0.01102	yes
SO-FD-01	SO-SB20-01	SW5035	8260	1,2-Dibromoethane	0.00105	U	mg/Kg-dry	0.0011	U	mg/Kg-dry	NA	0.00005	0.01102	yes
SO-FD-01	SO-SB20-01	SW5035	8260	1,2-Dichlorobenzene	0.00105	U	mg/Kg-dry	0.0011	U	mg/Kg-dry	NA	0.00005	0.01102	yes
SO-FD-01	SO-SB20-01	SW5035	8260	1,2-Dichloroethane	0.00105	U	mg/Kg-dry	0.0011	U	mg/Kg-dry	NA	0.00005	0.01102	yes
SO-FD-01	SO-SB20-01	SW5035	8260	1,2-Dichloropropane	0.00105	U	mg/Kg-dry	0.0011	U	mg/Kg-dry	NA	0.00005	0.01102	yes
SO-FD-01	SO-SB20-01	SW5035	8260	1,3-Dichlorobenzene	0.00105	U	mg/Kg-dry	0.0011	U	mg/Kg-dry	NA	0.00005	0.01102	yes
SO-FD-01	SO-SB20-01	SW5035	8260	1,4-Dichlorobenzene	0.00105	U	mg/Kg-dry	0.0011	U	mg/Kg-dry	NA	0.00005	0.01102	yes
SO-FD-01	SO-SB20-01	SW5035	8260	2-Butanone	0.00523	U	mg/Kg-dry	0.00551	U	mg/Kg-dry	NA	0.00028	0.033	yes
SO-FD-01	SO-SB20-01	SW5035	8260	2-Hexanone	0.00523	U	mg/Kg-dry	0.00551	U	mg/Kg-dry	NA	0.00028	0.033	yes
SO-FD-01	SO-SB20-01	SW5035	8260	4-Methyl-2-pentanone	0.00523	U	mg/Kg-dry	0.00551	U	mg/Kg-dry	NA	0.00028	0.033	yes
SO-FD-01	SO-SB20-01	SW5035	8260	Acetone	0.0157	U	mg/Kg-dry	0.0165	U	mg/Kg-dry	NA	0.00080	0.1102	yes
SO-FD-01	SO-SB20-01	SW5035	8260	Benzene	0.00105	U	mg/Kg-dry	0.0011	U	mg/Kg-dry	NA	0.00005	0.01102	yes
SO-FD-01	SO-SB20-01	SW5035	8260	Bromodichloromethane	0.00105	U	mg/Kg-dry	0.0011	U	mg/Kg-dry	NA	0.00005	0.01102	yes
SO-FD-01	SO-SB20-01	SW5035	8260	Bromoform	0.00105	U	mg/Kg-dry	0.0011	U	mg/Kg-dry	NA	0.00005	0.01102	yes
SO-FD-01	SO-SB20-01	SW5035	8260	Bromomethane	0.00105	U	mg/Kg-dry	0.0011	U	mg/Kg-dry	NA	0.00005	0.01102	yes
SO-FD-01	SO-SB20-01	SW5035	8260	Carbon disulfide	0.00105	U	mg/Kg-dry	0.0011	U	mg/Kg-dry	NA	0.00005	0.01102	yes
SO-FD-01	SO-SB20-01	SW5035	8260	Carbon tetrachloride	0.00105	U	mg/Kg-dry	0.0011	U	mg/Kg-dry	NA	0.00005	0.01102	yes
SO-FD-01	SO-SB20-01	SW5035	8260	Chlorobenzene	0.00105	U	mg/Kg-dry	0.0011	U	mg/Kg-dry	NA	0.00005	0.01102	yes
SO-FD-01	SO-SB20-01	SW5035	8260	Chloroethane	0.00105	U	mg/Kg-dry	0.0011	U	mg/Kg-dry	NA	0.00005	0.01102	yes
SO-FD-01	SO-SB20-01	SW5035	8260	Chloroform	0.00105	U	mg/Kg-dry	0.0011	U	mg/Kg-dry	NA	0.00005	0.01102	yes
SO-FD-01	SO-SB20-01	SW5035	8260	Chloromethane	0.00105	U	mg/Kg-dry	0.0011	U	mg/Kg-dry	NA	0.00005	0.01102	yes
SO-FD-01	SO-SB20-01	SW5035	8260	cis-1,2-Dichloroethene	0.00105	U	mg/Kg-dry	0.0011	U	mg/Kg-dry	NA	0.00005	0.01102	yes

FIELD DUPLICATE	ORIGINAL SAMPLE	PREP METHOD	ANALYSIS METHOD	ANALYTE	FIELD DUPLICATE LABORATORY RESULT			ORIGINAL SAMPLE LABORATORY RESULT			RPD	DIFFER-ENCE	2xMQL	PASS
SO-FD-01	SO-SB20-01	SW5035	8260	cis-1,3-Dichloropropene	0.00105	U	mg/Kg-dry	0.0011	U	mg/Kg-dry	NA	0.00005	0.01102	yes
SO-FD-01	SO-SB20-01	SW5035	8260	Cyclohexane	0.00523	U	mg/Kg-dry	0.00551	U	mg/Kg-dry	NA	0.00028	0.033	yes
SO-FD-01	SO-SB20-01	SW5035	8260	Dibromochloromethane	0.00105	U	mg/Kg-dry	0.0011	U	mg/Kg-dry	NA	0.00005	0.01102	yes
SO-FD-01	SO-SB20-01	SW5035	8260	Dichlorodifluoromethane	0.00105	U	mg/Kg-dry	0.0011	U	mg/Kg-dry	NA	0.00005	0.01102	yes
SO-FD-01	SO-SB20-01	SW5035	8260	Ethylbenzene	0.00105	U	mg/Kg-dry	0.0011	U	mg/Kg-dry	NA	0.00005	0.01102	yes
SO-FD-01	SO-SB20-01	SW5035	8260	Isopropylbenzene	0.00105	U	mg/Kg-dry	0.0011	U	mg/Kg-dry	NA	0.00005	0.01102	yes
SO-FD-01	SO-SB20-01	SW5035	8260	m,p-Xylene	0.00105	U	mg/Kg-dry	0.0011	U	mg/Kg-dry	NA	0.00005	0.01102	yes
SO-FD-01	SO-SB20-01	SW5035	8260	Methyl Acetate	0.00523	U	mg/Kg-dry	0.00551	U	mg/Kg-dry	NA	0.00028	0.033	yes
SO-FD-01	SO-SB20-01	SW5035	8260	Methyl tert-butyl ether	0.00105	U	mg/Kg-dry	0.0011	U	mg/Kg-dry	NA	0.00005	0.01102	yes
SO-FD-01	SO-SB20-01	SW5035	8260	Methylcyclohexane	0.00523	U	mg/Kg-dry	0.00551	U	mg/Kg-dry	NA	0.00028	0.033	yes
SO-FD-01	SO-SB20-01	SW5035	8260	Methylene chloride	0.00523	U	mg/Kg-dry	0.00551	U	mg/Kg-dry	NA	0.00028	0.01102	yes
SO-FD-01	SO-SB20-01	SW5035	8260	o-Xylene	0.00105	U	mg/Kg-dry	0.0011	U	mg/Kg-dry	NA	0.00005	0.01102	yes
SO-FD-01	SO-SB20-01	SW5035	8260	Styrene	0.00105	U	mg/Kg-dry	0.0011	U	mg/Kg-dry	NA	0.00005	0.01102	yes
SO-FD-01	SO-SB20-01	SW5035	8260	Tetrachloroethene	0.00105	U	mg/Kg-dry	0.0011	U	mg/Kg-dry	NA	0.00005	0.01102	yes
SO-FD-01	SO-SB20-01	SW5035	8260	Toluene	0.00105	U	mg/Kg-dry	0.0011	U	mg/Kg-dry	NA	0.00005	0.01102	yes
SO-FD-01	SO-SB20-01	SW5035	8260	trans-1,2-Dichloroethene	0.00105	U	mg/Kg-dry	0.0011	U	mg/Kg-dry	NA	0.00005	0.01102	yes
SO-FD-01	SO-SB20-01	SW5035	8260	trans-1,3-Dichloropropene	0.00105	U	mg/Kg-dry	0.0011	U	mg/Kg-dry	NA	0.00005	0.01102	yes
SO-FD-01	SO-SB20-01	SW5035	8260	Trichloroethene	0.00105	U	mg/Kg-dry	0.0011	U	mg/Kg-dry	NA	0.00005	0.01102	yes
SO-FD-01	SO-SB20-01	SW5035	8260	Trichlorofluoromethane	0.00523	U	mg/Kg-dry	0.00551	U	mg/Kg-dry	NA	0.00028	0.033	yes
SO-FD-01	SO-SB20-01	SW5035	8260	Vinyl chloride	0.00105	U	mg/Kg-dry	0.0011	U	mg/Kg-dry	NA	0.00005	0.01102	yes
SO-FD-01	SO-SB20-01	SW3550B	SW8270C	Acenaphthene	0.0247	U	mg/Kg-dry	0.0258	U	mg/Kg-dry	NA	0.00110	0.1288	yes
SO-FD-01	SO-SB20-01	SW3550B	SW8270C	Acenaphthylene	0.0123	U	mg/Kg-dry	0.0129	U	mg/Kg-dry	NA	0.00060	0.1288	yes
SO-FD-01	SO-SB20-01	SW3550B	SW8270C	Anthracene	0.0123	U	mg/Kg-dry	0.0129	U	mg/Kg-dry	NA	0.00060	0.1288	yes
SO-FD-01	SO-SB20-01	SW3550B	SW8270C	Benzo[a]anthracene	0.0247	U	mg/Kg-dry	0.0258	U	mg/Kg-dry	NA	0.00110	0.1288	yes
SO-FD-01	SO-SB20-01	SW3550B	SW8270C	Benzo[a]pyrene	0.037	U	mg/Kg-dry	0.0387	U	mg/Kg-dry	NA	0.00170	0.1288	yes
SO-FD-01	SO-SB20-01	SW3550B	SW8270C	Benzo[b]fluoranthene	0.0247	U	mg/Kg-dry	0.0258	U	mg/Kg-dry	NA	0.00110	0.1288	yes
SO-FD-01	SO-SB20-01	SW3550B	SW8270C	Benzo[g,h,i]perylene	0.0247	U	mg/Kg-dry	0.0258	U	mg/Kg-dry	NA	0.00110	0.1288	yes
SO-FD-01	SO-SB20-01	SW3550B	SW8270C	Benzo[k]fluoranthene	0.037	U	mg/Kg-dry	0.0387	U	mg/Kg-dry	NA	0.00170	0.1288	yes
SO-FD-01	SO-SB20-01	SW3550B	SW8270C	Chrysene	0.0247	U	mg/Kg-dry	0.0258	U	mg/Kg-dry	NA	0.00110	0.1288	yes
SO-FD-01	SO-SB20-01	SW3550B	SW8270C	Dibenz[a,h]anthracene	0.0247	U	mg/Kg-dry	0.0258	U	mg/Kg-dry	NA	0.00110	0.1288	yes
SO-FD-01	SO-SB20-01	SW3550B	SW8270C	Fluoranthene	0.0123	U	mg/Kg-dry	0.0129	U	mg/Kg-dry	NA	0.00060	0.1288	yes
SO-FD-01	SO-SB20-01	SW3550B	SW8270C	Fluorene	0.0123	U	mg/Kg-dry	0.0129	U	mg/Kg-dry	NA	0.00060	0.1288	yes
SO-FD-01	SO-SB20-01	SW3550B	SW8270C	Indeno[1,2,3-cd]pyrene	0.0123	U	mg/Kg-dry	0.0129	U	mg/Kg-dry	NA	0.00060	0.1288	yes
SO-FD-01	SO-SB20-01	SW3550B	SW8270C	Naphthalene	0.0123	U	mg/Kg-dry	0.0129	U	mg/Kg-dry	NA	0.00060	0.1288	yes

FIELD DUPLICATE	ORIGINAL SAMPLE	PREP METHOD	ANALYSIS METHOD	ANALYTE	FIELD DUPLICATE LABORATORY RESULT			ORIGINAL SAMPLE LABORATORY RESULT			RPD	DIFFER-ENCE	2xMQL	PASS
SO-FD-01	SO-SB20-01	SW3550B	SW8270C	Phenanthrene	0.0123	U	mg/Kg-dry	0.0129	U	mg/Kg-dry	NA	0.00060	0.1288	yes
SO-FD-01	SO-SB20-01	SW3550B	SW8270C	Pyrene	0.0247	U	mg/Kg-dry	0.0258	U	mg/Kg-dry	NA	0.00110	0.1288	yes
SO-FD-01	SO-SB20-01	METHOD	TX1005	T/R Hydrocarbons: >C12-C28	9.07	U	mg/Kg-dry	8.62	U	mg/Kg-dry	NA	0.45000	51.8	yes
SO-FD-01	SO-SB20-01	METHOD	TX1005	T/R Hydrocarbons: >C28-C35	9.07	U	mg/Kg-dry	8.62	U	mg/Kg-dry	NA	0.45000	51.8	yes
SO-FD-01	SO-SB20-01	METHOD	TX1005	T/R Hydrocarbons: C6-C12	9.07	U	mg/Kg-dry	8.62	U	mg/Kg-dry	NA	0.45000	51.8	yes
SO-FD-01	SO-SB20-01	METHOD	TX1005	T/R Hydrocarbons: C6-C35	9.07	U	mg/Kg-dry	8.62	U	mg/Kg-dry	NA	0.45000	51.8	yes
SO-FD-2	SO-MW1-01	SW5035	8260	1,1,1-Trichloroethane	0.0013	U	mg/Kg-dry	0.00113	U	mg/Kg-dry	NA	0.00017	0.013	yes
SO-FD-2	SO-MW1-01	SW5035	8260	1,1,2,2-Tetrachloroethane	0.0013	U	mg/Kg-dry	0.00113	U	mg/Kg-dry	NA	0.00017	0.013	yes
SO-FD-2	SO-MW1-01	SW5035	8260	1,1,2-Trichloroethane	0.0013	U	mg/Kg-dry	0.00113	U	mg/Kg-dry	NA	0.00017	0.013	yes
SO-FD-2	SO-MW1-01	SW5035	8260	1,1,2-Trichlorotrifluoroethane	0.0065	U	mg/Kg-dry	0.00563	U	mg/Kg-dry	NA	0.00087	0.039	yes
SO-FD-2	SO-MW1-01	SW5035	8260	1,1-Dichloroethane	0.0013	U	mg/Kg-dry	0.00113	U	mg/Kg-dry	NA	0.00017	0.013	yes
SO-FD-2	SO-MW1-01	SW5035	8260	1,1-Dichloroethene	0.0013	U	mg/Kg-dry	0.00113	U	mg/Kg-dry	NA	0.00017	0.013	yes
SO-FD-2	SO-MW1-01	SW5035	8260	1,2,4-Trichlorobenzene	0.0013	U	mg/Kg-dry	0.00113	U	mg/Kg-dry	NA	0.00017	0.013	yes
SO-FD-2	SO-MW1-01	SW5035	8260	1,2-Dibromo-3-chloropropane	0.0013	U	mg/Kg-dry	0.00113	U	mg/Kg-dry	NA	0.00017	0.013	yes
SO-FD-2	SO-MW1-01	SW5035	8260	1,2-Dibromoethane	0.0013	U	mg/Kg-dry	0.00113	U	mg/Kg-dry	NA	0.00017	0.013	yes
SO-FD-2	SO-MW1-01	SW5035	8260	1,2-Dichlorobenzene	0.0013	U	mg/Kg-dry	0.00113	U	mg/Kg-dry	NA	0.00017	0.013	yes
SO-FD-2	SO-MW1-01	SW5035	8260	1,2-Dichloroethane	0.0013	U	mg/Kg-dry	0.00113	U	mg/Kg-dry	NA	0.00017	0.013	yes
SO-FD-2	SO-MW1-01	SW5035	8260	1,2-Dichloropropane	0.0013	U	mg/Kg-dry	0.00113	U	mg/Kg-dry	NA	0.00017	0.013	yes
SO-FD-2	SO-MW1-01	SW5035	8260	1,3-Dichlorobenzene	0.0013	U	mg/Kg-dry	0.00113	U	mg/Kg-dry	NA	0.00017	0.013	yes
SO-FD-2	SO-MW1-01	SW5035	8260	1,4-Dichlorobenzene	0.0013	U	mg/Kg-dry	0.00113	U	mg/Kg-dry	NA	0.00017	0.013	yes
SO-FD-2	SO-MW1-01	SW5035	8260	2-Butanone	0.0065	U	mg/Kg-dry	0.00563	U	mg/Kg-dry	NA	0.00087	0.039	yes
SO-FD-2	SO-MW1-01	SW5035	8260	2-Hexanone	0.0065	U	mg/Kg-dry	0.00563	U	mg/Kg-dry	NA	0.00087	0.039	yes
SO-FD-2	SO-MW1-01	SW5035	8260	4-Methyl-2-pentanone	0.0065	U	mg/Kg-dry	0.00563	U	mg/Kg-dry	NA	0.00087	0.039	yes
SO-FD-2	SO-MW1-01	SW5035	8260	Acetone	0.0195	U	mg/Kg-dry	0.0169	U	mg/Kg-dry	NA	0.00260	0.13	yes
SO-FD-2	SO-MW1-01	SW5035	8260	Benzene	0.0013	U	mg/Kg-dry	0.00113	U	mg/Kg-dry	NA	0.00017	0.013	yes
SO-FD-2	SO-MW1-01	SW5035	8260	Bromodichloromethane	0.0013	U	mg/Kg-dry	0.00113	U	mg/Kg-dry	NA	0.00017	0.013	yes
SO-FD-2	SO-MW1-01	SW5035	8260	Bromoform	0.0013	U	mg/Kg-dry	0.00113	U	mg/Kg-dry	NA	0.00017	0.013	yes
SO-FD-2	SO-MW1-01	SW5035	8260	Bromomethane	0.0013	U	mg/Kg-dry	0.00113	U	mg/Kg-dry	NA	0.00017	0.013	yes
SO-FD-2	SO-MW1-01	SW5035	8260	Carbon disulfide	0.0013	U	mg/Kg-dry	0.00113	U	mg/Kg-dry	NA	0.00017	0.013	yes
SO-FD-2	SO-MW1-01	SW5035	8260	Carbon tetrachloride	0.0013	U	mg/Kg-dry	0.00113	U	mg/Kg-dry	NA	0.00017	0.013	yes
SO-FD-2	SO-MW1-01	SW5035	8260	Chlorobenzene	0.0013	U	mg/Kg-dry	0.00113	U	mg/Kg-dry	NA	0.00017	0.013	yes
SO-FD-2	SO-MW1-01	SW5035	8260	Chloroethane	0.0013	U	mg/Kg-dry	0.00113	U	mg/Kg-dry	NA	0.00017	0.013	yes
SO-FD-2	SO-MW1-01	SW5035	8260	Chloroform	0.0013	U	mg/Kg-dry	0.00113	U	mg/Kg-dry	NA	0.00017	0.013	yes
SO-FD-2	SO-MW1-01	SW5035	8260	Chloromethane	0.0013	U	mg/Kg-dry	0.00113	U	mg/Kg-dry	NA	0.00017	0.013	yes

FIELD DUPLICATE	ORIGINAL SAMPLE	PREP METHOD	ANALYSIS METHOD	ANALYTE	FIELD DUPLICATE LABORATORY RESULT			ORIGINAL SAMPLE LABORATORY RESULT			RPD	DIFFER-ENCE	2xMQL	PASS
SO-FD-2	SO-MW1-01	SW5035	8260	cis-1,2-Dichloroethene	0.0013	U	mg/Kg-dry	0.00113	U	mg/Kg-dry	NA	0.00017	0.013	yes
SO-FD-2	SO-MW1-01	SW5035	8260	cis-1,3-Dichloropropene	0.0013	U	mg/Kg-dry	0.00113	U	mg/Kg-dry	NA	0.00017	0.013	yes
SO-FD-2	SO-MW1-01	SW5035	8260	Cyclohexane	0.0065	U	mg/Kg-dry	0.00563	U	mg/Kg-dry	NA	0.00087	0.039	yes
SO-FD-2	SO-MW1-01	SW5035	8260	Dibromochloromethane	0.0013	U	mg/Kg-dry	0.00113	U	mg/Kg-dry	NA	0.00017	0.013	yes
SO-FD-2	SO-MW1-01	SW5035	8260	Dichlorodifluoromethane	0.0013	U	mg/Kg-dry	0.00113	U	mg/Kg-dry	NA	0.00017	0.013	yes
SO-FD-2	SO-MW1-01	SW5035	8260	Ethylbenzene	0.0013	U	mg/Kg-dry	0.00113	U	mg/Kg-dry	NA	0.00017	0.013	yes
SO-FD-2	SO-MW1-01	SW5035	8260	Isopropylbenzene	0.0013	U	mg/Kg-dry	0.00113	U	mg/Kg-dry	NA	0.00017	0.013	yes
SO-FD-2	SO-MW1-01	SW5035	8260	m,p-Xylene	0.0013	U	mg/Kg-dry	0.00113	U	mg/Kg-dry	NA	0.00017	0.013	yes
SO-FD-2	SO-MW1-01	SW5035	8260	Methyl Acetate	0.0065	U	mg/Kg-dry	0.00563	U	mg/Kg-dry	NA	0.00087	0.039	yes
SO-FD-2	SO-MW1-01	SW5035	8260	Methyl tert-butyl ether	0.0013	U	mg/Kg-dry	0.00113	U	mg/Kg-dry	NA	0.00017	0.013	yes
SO-FD-2	SO-MW1-01	SW5035	8260	Methylcyclohexane	0.0065	U	mg/Kg-dry	0.00563	U	mg/Kg-dry	NA	0.00087	0.039	yes
SO-FD-2	SO-MW1-01	SW5035	8260	Methylene chloride	0.0065	U	mg/Kg-dry	0.00563	U	mg/Kg-dry	NA	0.00087	0.013	yes
SO-FD-2	SO-MW1-01	SW5035	8260	o-Xylene	0.0013	U	mg/Kg-dry	0.00113	U	mg/Kg-dry	NA	0.00017	0.013	yes
SO-FD-2	SO-MW1-01	SW5035	8260	Styrene	0.0013	U	mg/Kg-dry	0.00113	U	mg/Kg-dry	NA	0.00017	0.013	yes
SO-FD-2	SO-MW1-01	SW5035	8260	Tetrachloroethene	0.0013	U	mg/Kg-dry	0.00113	U	mg/Kg-dry	NA	0.00017	0.013	yes
SO-FD-2	SO-MW1-01	SW5035	8260	Toluene	0.0013	U	mg/Kg-dry	0.00113	U	mg/Kg-dry	NA	0.00017	0.013	yes
SO-FD-2	SO-MW1-01	SW5035	8260	trans-1,2-Dichloroethene	0.0013	U	mg/Kg-dry	0.00113	U	mg/Kg-dry	NA	0.00017	0.013	yes
SO-FD-2	SO-MW1-01	SW5035	8260	trans-1,3-Dichloropropene	0.0013	U	mg/Kg-dry	0.00113	U	mg/Kg-dry	NA	0.00017	0.013	yes
SO-FD-2	SO-MW1-01	SW5035	8260	Trichloroethene	0.0013	U	mg/Kg-dry	0.00113	U	mg/Kg-dry	NA	0.00017	0.013	yes
SO-FD-2	SO-MW1-01	SW5035	8260	Trichlorofluoromethane	0.0065	U	mg/Kg-dry	0.00563	U	mg/Kg-dry	NA	0.00087	0.039	yes
SO-FD-2	SO-MW1-01	SW5035	8260	Vinyl chloride	0.0013	U	mg/Kg-dry	0.00113	U	mg/Kg-dry	NA	0.00017	0.013	yes
SO-FD-2	SO-MW1-01	SW3550B	SW8270C	Acenaphthene	0.0231	U	mg/Kg-dry	0.0225	U	mg/Kg-dry	NA	0.00060	0.1154	yes
SO-FD-2	SO-MW1-01	SW3550B	SW8270C	Acenaphthylene	0.0115	U	mg/Kg-dry	0.0113	U	mg/Kg-dry	NA	0.00020	0.1154	yes
SO-FD-2	SO-MW1-01	SW3550B	SW8270C	Anthracene	0.0115	U	mg/Kg-dry	0.0113	U	mg/Kg-dry	NA	0.00020	0.1154	yes
SO-FD-2	SO-MW1-01	SW3550B	SW8270C	Benzo[a]anthracene	0.0231	U	mg/Kg-dry	0.0225	U	mg/Kg-dry	NA	0.00060	0.1154	yes
SO-FD-2	SO-MW1-01	SW3550B	SW8270C	Benzo[a]pyrene	0.0346	U	mg/Kg-dry	0.0338	U	mg/Kg-dry	NA	0.00080	0.1154	yes
SO-FD-2	SO-MW1-01	SW3550B	SW8270C	Benzo[b]fluoranthene	0.0231	U	mg/Kg-dry	0.0225	U	mg/Kg-dry	NA	0.00060	0.1154	yes
SO-FD-2	SO-MW1-01	SW3550B	SW8270C	Benzo[g,h,i]perylene	0.0231	U	mg/Kg-dry	0.0225	U	mg/Kg-dry	NA	0.00060	0.1154	yes
SO-FD-2	SO-MW1-01	SW3550B	SW8270C	Benzo[k]fluoranthene	0.0346	U	mg/Kg-dry	0.0338	U	mg/Kg-dry	NA	0.00080	0.1154	yes
SO-FD-2	SO-MW1-01	SW3550B	SW8270C	Chrysene	0.0231	U	mg/Kg-dry	0.0225	U	mg/Kg-dry	NA	0.00060	0.1154	yes
SO-FD-2	SO-MW1-01	SW3550B	SW8270C	Dibenz[a,h]anthracene	0.0231	U	mg/Kg-dry	0.0225	U	mg/Kg-dry	NA	0.00060	0.1154	yes
SO-FD-2	SO-MW1-01	SW3550B	SW8270C	Fluoranthene	0.0115	U	mg/Kg-dry	0.0113	U	mg/Kg-dry	NA	0.00020	0.1154	yes
SO-FD-2	SO-MW1-01	SW3550B	SW8270C	Fluorene	0.0115	U	mg/Kg-dry	0.0113	U	mg/Kg-dry	NA	0.00020	0.1154	yes
SO-FD-2	SO-MW1-01	SW3550B	SW8270C	Indeno[1,2,3-cd]pyrene	0.0115	U	mg/Kg-dry	0.0113	U	mg/Kg-dry	NA	0.00020	0.1154	yes

FIELD DUPLICATE	ORIGINAL SAMPLE	PREP METHOD	ANALYSIS METHOD	ANALYTE	FIELD DUPLICATE LABORATORY RESULT			ORIGINAL SAMPLE LABORATORY RESULT			RPD	DIFFER-ENCE	2xMQL	PASS
SO-FD-2	SO-MW1-01	SW3550B	SW8270C	Naphthalene	0.0115	U	mg/Kg-dry	0.0113	U	mg/Kg-dry	NA	0.00020	0.1154	yes
SO-FD-2	SO-MW1-01	SW3550B	SW8270C	Phenanthrene	0.0115	U	mg/Kg-dry	0.0113	U	mg/Kg-dry	NA	0.00020	0.1154	yes
SO-FD-2	SO-MW1-01	SW3550B	SW8270C	Pyrene	0.0231	U	mg/Kg-dry	0.0225	U	mg/Kg-dry	NA	0.00060	0.1154	yes
SO-FD-2	SO-MW1-01	METHOD	TX1005	T/R Hydrocarbons: >C12-C28	8.46	U	mg/Kg-dry	8.23	U	mg/Kg-dry	NA	0.23000	48.4	yes
SO-FD-2	SO-MW1-01	METHOD	TX1005	T/R Hydrocarbons: >C28-C35	8.46	U	mg/Kg-dry	8.23	U	mg/Kg-dry	NA	0.23000	48.4	yes
SO-FD-2	SO-MW1-01	METHOD	TX1005	T/R Hydrocarbons: C6-C12	8.46	U	mg/Kg-dry	8.23	U	mg/Kg-dry	NA	0.23000	48.4	yes
SO-FD-2	SO-MW1-01	METHOD	TX1005	T/R Hydrocarbons: C6-C35	8.46	U	mg/Kg-dry	8.23	U	mg/Kg-dry	NA	0.23000	48.4	yes
SO-FD-3	SO-MW3-01	SW5035	8260	1,1,1-Trichloroethane	0.00103	U	mg/Kg-dry	0.000893	U	mg/Kg-dry	NA	0.00014	0.01028	yes
SO-FD-3	SO-MW3-01	SW5035	8260	1,1,2,2-Tetrachloroethane	0.00103	U	mg/Kg-dry	0.000893	U	mg/Kg-dry	NA	0.00014	0.01028	yes
SO-FD-3	SO-MW3-01	SW5035	8260	1,1,2-Trichloroethane	0.00103	U	mg/Kg-dry	0.000893	U	mg/Kg-dry	NA	0.00014	0.01028	yes
SO-FD-3	SO-MW3-01	SW5035	8260	1,1,2-Trichlorotrifluoroethane	0.00514	U	mg/Kg-dry	0.00446	U	mg/Kg-dry	NA	0.00068	0.0308	yes
SO-FD-3	SO-MW3-01	SW5035	8260	1,1-Dichloroethane	0.00103	U	mg/Kg-dry	0.000893	U	mg/Kg-dry	NA	0.00014	0.01028	yes
SO-FD-3	SO-MW3-01	SW5035	8260	1,1-Dichloroethene	0.00103	U	mg/Kg-dry	0.000893	U	mg/Kg-dry	NA	0.00014	0.01028	yes
SO-FD-3	SO-MW3-01	SW5035	8260	1,2,4-Trichlorobenzene	0.00103	U	mg/Kg-dry	0.000893	U	mg/Kg-dry	NA	0.00014	0.01028	yes
SO-FD-3	SO-MW3-01	SW5035	8260	1,2-Dibromo-3-chloropropane	0.00103	U	mg/Kg-dry	0.000893	U	mg/Kg-dry	NA	0.00014	0.01028	yes
SO-FD-3	SO-MW3-01	SW5035	8260	1,2-Dibromoethane	0.00103	U	mg/Kg-dry	0.000893	U	mg/Kg-dry	NA	0.00014	0.01028	yes
SO-FD-3	SO-MW3-01	SW5035	8260	1,2-Dichlorobenzene	0.00103	U	mg/Kg-dry	0.000893	U	mg/Kg-dry	NA	0.00014	0.01028	yes
SO-FD-3	SO-MW3-01	SW5035	8260	1,2-Dichloroethane	0.00103	U	mg/Kg-dry	0.000893	U	mg/Kg-dry	NA	0.00014	0.01028	yes
SO-FD-3	SO-MW3-01	SW5035	8260	1,2-Dichloropropane	0.00103	U	mg/Kg-dry	0.000893	U	mg/Kg-dry	NA	0.00014	0.01028	yes
SO-FD-3	SO-MW3-01	SW5035	8260	1,3-Dichlorobenzene	0.00103	U	mg/Kg-dry	0.000893	U	mg/Kg-dry	NA	0.00014	0.01028	yes
SO-FD-3	SO-MW3-01	SW5035	8260	1,4-Dichlorobenzene	0.00103	U	mg/Kg-dry	0.000893	U	mg/Kg-dry	NA	0.00014	0.01028	yes
SO-FD-3	SO-MW3-01	SW5035	8260	2-Butanone	0.00514	U	mg/Kg-dry	0.00446	U	mg/Kg-dry	NA	0.00068	0.0308	yes
SO-FD-3	SO-MW3-01	SW5035	8260	2-Hexanone	0.00514	U	mg/Kg-dry	0.00446	U	mg/Kg-dry	NA	0.00068	0.0308	yes
SO-FD-3	SO-MW3-01	SW5035	8260	4-Methyl-2-pentanone	0.00514	U	mg/Kg-dry	0.00446	U	mg/Kg-dry	NA	0.00068	0.0308	yes
SO-FD-3	SO-MW3-01	SW5035	8260	Acetone	0.0154	U	mg/Kg-dry	0.0134	U	mg/Kg-dry	NA	0.00200	0.1028	yes
SO-FD-3	SO-MW3-01	SW5035	8260	Benzene	0.00103	U	mg/Kg-dry	0.000893	U	mg/Kg-dry	NA	0.00014	0.01028	yes
SO-FD-3	SO-MW3-01	SW5035	8260	Bromodichloromethane	0.00103	U	mg/Kg-dry	0.000893	U	mg/Kg-dry	NA	0.00014	0.01028	yes
SO-FD-3	SO-MW3-01	SW5035	8260	Bromoform	0.00103	U	mg/Kg-dry	0.000893	U	mg/Kg-dry	NA	0.00014	0.01028	yes
SO-FD-3	SO-MW3-01	SW5035	8260	Bromomethane	0.00103	U	mg/Kg-dry	0.000893	U	mg/Kg-dry	NA	0.00014	0.01028	yes
SO-FD-3	SO-MW3-01	SW5035	8260	Carbon disulfide	0.00103	U	mg/Kg-dry	0.000893	U	mg/Kg-dry	NA	0.00014	0.01028	yes
SO-FD-3	SO-MW3-01	SW5035	8260	Carbon tetrachloride	0.00103	U	mg/Kg-dry	0.000893	U	mg/Kg-dry	NA	0.00014	0.01028	yes
SO-FD-3	SO-MW3-01	SW5035	8260	Chlorobenzene	0.00103	U	mg/Kg-dry	0.000893	U	mg/Kg-dry	NA	0.00014	0.01028	yes
SO-FD-3	SO-MW3-01	SW5035	8260	Chloroethane	0.00103	U	mg/Kg-dry	0.000893	U	mg/Kg-dry	NA	0.00014	0.01028	yes
SO-FD-3	SO-MW3-01	SW5035	8260	Chloroform	0.00103	U	mg/Kg-dry	0.000893	U	mg/Kg-dry	NA	0.00014	0.01028	yes

FIELD DUPLICATE	ORIGINAL SAMPLE	PREP METHOD	ANALYSIS METHOD	ANALYTE	FIELD DUPLICATE LABORATORY RESULT			ORIGINAL SAMPLE LABORATORY RESULT			RPD	DIFFER-ENCE	2xMQL	PASS
SO-FD-3	SO-MW3-01	SW5035	8260	Chloromethane	0.00103	U	mg/Kg-dry	0.000893	U	mg/Kg-dry	NA	0.00014	0.01028	yes
SO-FD-3	SO-MW3-01	SW5035	8260	cis-1,2-Dichloroethene	0.00103	U	mg/Kg-dry	0.000893	U	mg/Kg-dry	NA	0.00014	0.01028	yes
SO-FD-3	SO-MW3-01	SW5035	8260	cis-1,3-Dichloropropene	0.00103	U	mg/Kg-dry	0.000893	U	mg/Kg-dry	NA	0.00014	0.01028	yes
SO-FD-3	SO-MW3-01	SW5035	8260	Cyclohexane	0.00514	U	mg/Kg-dry	0.00446	U	mg/Kg-dry	NA	0.00068	0.0308	yes
SO-FD-3	SO-MW3-01	SW5035	8260	Dibromochloromethane	0.00103	U	mg/Kg-dry	0.000893	U	mg/Kg-dry	NA	0.00014	0.01028	yes
SO-FD-3	SO-MW3-01	SW5035	8260	Dichlorodifluoromethane	0.00103	U	mg/Kg-dry	0.000893	U	mg/Kg-dry	NA	0.00014	0.01028	yes
SO-FD-3	SO-MW3-01	SW5035	8260	Ethylbenzene	0.00103	U	mg/Kg-dry	0.000893	U	mg/Kg-dry	NA	0.00014	0.01028	yes
SO-FD-3	SO-MW3-01	SW5035	8260	Isopropylbenzene	0.00103	U	mg/Kg-dry	0.000893	U	mg/Kg-dry	NA	0.00014	0.01028	yes
SO-FD-3	SO-MW3-01	SW5035	8260	m,p-Xylene	0.00103	U	mg/Kg-dry	0.000893	U	mg/Kg-dry	NA	0.00014	0.01028	yes
SO-FD-3	SO-MW3-01	SW5035	8260	Methyl Acetate	0.00514	U	mg/Kg-dry	0.00446	U	mg/Kg-dry	NA	0.00068	0.0308	yes
SO-FD-3	SO-MW3-01	SW5035	8260	Methyl tert-butyl ether	0.00103	U	mg/Kg-dry	0.000893	U	mg/Kg-dry	NA	0.00014	0.01028	yes
SO-FD-3	SO-MW3-01	SW5035	8260	Methylcyclohexane	0.00514	U	mg/Kg-dry	0.00446	U	mg/Kg-dry	NA	0.00068	0.0308	yes
SO-FD-3	SO-MW3-01	SW5035	8260	Methylene chloride	0.00514	U	mg/Kg-dry	0.00446	U	mg/Kg-dry	NA	0.00068	0.01028	yes
SO-FD-3	SO-MW3-01	SW5035	8260	o-Xylene	0.00103	U	mg/Kg-dry	0.000893	U	mg/Kg-dry	NA	0.00014	0.01028	yes
SO-FD-3	SO-MW3-01	SW5035	8260	Styrene	0.00103	U	mg/Kg-dry	0.000893	U	mg/Kg-dry	NA	0.00014	0.01028	yes
SO-FD-3	SO-MW3-01	SW5035	8260	Tetrachloroethene	0.00103	U	mg/Kg-dry	0.000893	U	mg/Kg-dry	NA	0.00014	0.01028	yes
SO-FD-3	SO-MW3-01	SW5035	8260	Toluene	0.00103	U	mg/Kg-dry	0.000893	U	mg/Kg-dry	NA	0.00014	0.01028	yes
SO-FD-3	SO-MW3-01	SW5035	8260	trans-1,2-Dichloroethene	0.00103	U	mg/Kg-dry	0.000893	U	mg/Kg-dry	NA	0.00014	0.01028	yes
SO-FD-3	SO-MW3-01	SW5035	8260	trans-1,3-Dichloropropene	0.00103	U	mg/Kg-dry	0.000893	U	mg/Kg-dry	NA	0.00014	0.01028	yes
SO-FD-3	SO-MW3-01	SW5035	8260	Trichloroethene	0.00103	U	mg/Kg-dry	0.000893	U	mg/Kg-dry	NA	0.00014	0.01028	yes
SO-FD-3	SO-MW3-01	SW5035	8260	Trichlorofluoromethane	0.00514	U	mg/Kg-dry	0.00446	U	mg/Kg-dry	NA	0.00068	0.0308	yes
SO-FD-3	SO-MW3-01	SW5035	8260	Vinyl chloride	0.00103	U	mg/Kg-dry	0.000893	U	mg/Kg-dry	NA	0.00014	0.01028	yes
SO-FD-3	SO-MW3-01	SW3550B	SW8270C	Acenaphthene	0.023	U	mg/Kg-dry	0.0224	U	mg/Kg-dry	NA	0.00060	0.115	yes
SO-FD-3	SO-MW3-01	SW3550B	SW8270C	Acenaphthylene	0.0115	U	mg/Kg-dry	0.0112	U	mg/Kg-dry	NA	0.00030	0.115	yes
SO-FD-3	SO-MW3-01	SW3550B	SW8270C	Anthracene	0.0115	U	mg/Kg-dry	0.0112	U	mg/Kg-dry	NA	0.00030	0.115	yes
SO-FD-3	SO-MW3-01	SW3550B	SW8270C	Benzo[a]anthracene	0.023	U	mg/Kg-dry	0.0224	U	mg/Kg-dry	NA	0.00060	0.115	yes
SO-FD-3	SO-MW3-01	SW3550B	SW8270C	Benzo[a]pyrene	0.0345	U	mg/Kg-dry	0.0336	U	mg/Kg-dry	NA	0.00090	0.115	yes
SO-FD-3	SO-MW3-01	SW3550B	SW8270C	Benzo[b]fluoranthene	0.023	U	mg/Kg-dry	0.0224	U	mg/Kg-dry	NA	0.00060	0.115	yes
SO-FD-3	SO-MW3-01	SW3550B	SW8270C	Benzo[g,h,i]perylene	0.023	U	mg/Kg-dry	0.0224	U	mg/Kg-dry	NA	0.00060	0.115	yes
SO-FD-3	SO-MW3-01	SW3550B	SW8270C	Benzo[k]fluoranthene	0.0345	U	mg/Kg-dry	0.0336	U	mg/Kg-dry	NA	0.00090	0.115	yes
SO-FD-3	SO-MW3-01	SW3550B	SW8270C	Chrysene	0.023	U	mg/Kg-dry	0.0224	U	mg/Kg-dry	NA	0.00060	0.115	yes
SO-FD-3	SO-MW3-01	SW3550B	SW8270C	Dibenz[a,h]anthracene	0.023	U	mg/Kg-dry	0.0224	U	mg/Kg-dry	NA	0.00060	0.115	yes
SO-FD-3	SO-MW3-01	SW3550B	SW8270C	Fluoranthene	0.0115	U	mg/Kg-dry	0.0112	U	mg/Kg-dry	NA	0.00030	0.115	yes
SO-FD-3	SO-MW3-01	SW3550B	SW8270C	Fluorene	0.0115	U	mg/Kg-dry	0.0112	U	mg/Kg-dry	NA	0.00030	0.115	yes

FIELD DUPLICATE	ORIGINAL SAMPLE	PREP METHOD	ANALYSIS METHOD	ANALYTE	FIELD DUPLICATE LABORATORY RESULT			ORIGINAL SAMPLE LABORATORY RESULT			RPD	DIFFER-ENCE	2xMQL	PASS
SO-FD-3	SO-MW3-01	SW3550B	SW8270C	Indeno[1,2,3-cd]pyrene	0.0115	U	mg/Kg-dry	0.0112	U	mg/Kg-dry	NA	0.00030	0.115	yes
SO-FD-3	SO-MW3-01	SW3550B	SW8270C	Naphthalene	0.0115	U	mg/Kg-dry	0.0112	U	mg/Kg-dry	NA	0.00030	0.115	yes
SO-FD-3	SO-MW3-01	SW3550B	SW8270C	Phenanthrene	0.0115	U	mg/Kg-dry	0.0112	U	mg/Kg-dry	NA	0.00030	0.115	yes
SO-FD-3	SO-MW3-01	SW3550B	SW8270C	Pyrene	0.023	U	mg/Kg-dry	0.0224	U	mg/Kg-dry	NA	0.00060	0.115	yes
SO-FD-3	SO-MW3-01	METHOD	TX1005	T/R Hydrocarbons: >C12-C28	7.39	U	mg/Kg-dry	7.85	U	mg/Kg-dry	NA	0.46000	44.8	yes
SO-FD-3	SO-MW3-01	METHOD	TX1005	T/R Hydrocarbons: >C28-C35	7.39	U	mg/Kg-dry	7.85	U	mg/Kg-dry	NA	0.46000	44.8	yes
SO-FD-3	SO-MW3-01	METHOD	TX1005	T/R Hydrocarbons: C6-C12	7.39	U	mg/Kg-dry	7.85	U	mg/Kg-dry	NA	0.46000	44.8	yes
SO-FD-3	SO-MW3-01	METHOD	TX1005	T/R Hydrocarbons: C6-C35	7.39	U	mg/Kg-dry	7.85	U	mg/Kg-dry	NA	0.46000	44.8	yes
SO-FD-04	SO-SB1-01	SW5035	8260	1,1,1-Trichloroethane	0.00112	U	mg/Kg-dry	0.00109	U	mg/Kg-dry	NA	0.00003	0.01122	yes
SO-FD-04	SO-SB1-01	SW5035	8260	1,1,2,2-Tetrachloroethane	0.00112	U	mg/Kg-dry	0.00109	U	mg/Kg-dry	NA	0.00003	0.01122	yes
SO-FD-04	SO-SB1-01	SW5035	8260	1,1,2-Trichloroethane	0.00112	U	mg/Kg-dry	0.00109	U	mg/Kg-dry	NA	0.00003	0.01122	yes
SO-FD-04	SO-SB1-01	SW5035	8260	1,1,2-Trichlorotrifluoroethane	0.00561	U	mg/Kg-dry	0.00546	U	mg/Kg-dry	NA	0.00015	0.0336	yes
SO-FD-04	SO-SB1-01	SW5035	8260	1,1-Dichloroethane	0.00112	U	mg/Kg-dry	0.00109	U	mg/Kg-dry	NA	0.00003	0.01122	yes
SO-FD-04	SO-SB1-01	SW5035	8260	1,1-Dichloroethene	0.00112	U	mg/Kg-dry	0.00109	U	mg/Kg-dry	NA	0.00003	0.01122	yes
SO-FD-04	SO-SB1-01	SW5035	8260	1,2,4-Trichlorobenzene	0.00112	U	mg/Kg-dry	0.00109	U	mg/Kg-dry	NA	0.00003	0.01122	yes
SO-FD-04	SO-SB1-01	SW5035	8260	1,2-Dibromo-3-chloropropane	0.00112	U	mg/Kg-dry	0.00109	U	mg/Kg-dry	NA	0.00003	0.01122	yes
SO-FD-04	SO-SB1-01	SW5035	8260	1,2-Dibromoethane	0.00112	U	mg/Kg-dry	0.00109	U	mg/Kg-dry	NA	0.00003	0.01122	yes
SO-FD-04	SO-SB1-01	SW5035	8260	1,2-Dichlorobenzene	0.00112	U	mg/Kg-dry	0.00109	U	mg/Kg-dry	NA	0.00003	0.01122	yes
SO-FD-04	SO-SB1-01	SW5035	8260	1,2-Dichloroethane	0.00112	U	mg/Kg-dry	0.00109	U	mg/Kg-dry	NA	0.00003	0.01122	yes
SO-FD-04	SO-SB1-01	SW5035	8260	1,2-Dichloropropane	0.00112	U	mg/Kg-dry	0.00109	U	mg/Kg-dry	NA	0.00003	0.01122	yes
SO-FD-04	SO-SB1-01	SW5035	8260	1,3-Dichlorobenzene	0.00112	U	mg/Kg-dry	0.00109	U	mg/Kg-dry	NA	0.00003	0.01122	yes
SO-FD-04	SO-SB1-01	SW5035	8260	1,4-Dichlorobenzene	0.00112	U	mg/Kg-dry	0.00109	U	mg/Kg-dry	NA	0.00003	0.01122	yes
SO-FD-04	SO-SB1-01	SW5035	8260	2-Butanone	0.00561	U	mg/Kg-dry	0.00546	U	mg/Kg-dry	NA	0.00015	0.0336	yes
SO-FD-04	SO-SB1-01	SW5035	8260	2-Hexanone	0.00561	U	mg/Kg-dry	0.00546	U	mg/Kg-dry	NA	0.00015	0.0336	yes
SO-FD-04	SO-SB1-01	SW5035	8260	4-Methyl-2-pentanone	0.00561	U	mg/Kg-dry	0.00546	U	mg/Kg-dry	NA	0.00015	0.0336	yes
SO-FD-04	SO-SB1-01	SW5035	8260	Acetone	0.0168	U	mg/Kg-dry	0.0207	J	mg/Kg-dry	NA	0.00390	0.1122	yes
SO-FD-04	SO-SB1-01	SW5035	8260	Benzene	0.00112	U	mg/Kg-dry	0.00109	U	mg/Kg-dry	NA	0.00003	0.01122	yes
SO-FD-04	SO-SB1-01	SW5035	8260	Bromodichloromethane	0.00112	U	mg/Kg-dry	0.00109	U	mg/Kg-dry	NA	0.00003	0.01122	yes
SO-FD-04	SO-SB1-01	SW5035	8260	Bromoform	0.00112	U	mg/Kg-dry	0.00109	U	mg/Kg-dry	NA	0.00003	0.01122	yes
SO-FD-04	SO-SB1-01	SW5035	8260	Bromomethane	0.00112	U	mg/Kg-dry	0.00109	U	mg/Kg-dry	NA	0.00003	0.01122	yes
SO-FD-04	SO-SB1-01	SW5035	8260	Carbon disulfide	0.00112	U	mg/Kg-dry	0.00109	U	mg/Kg-dry	NA	0.00003	0.01122	yes
SO-FD-04	SO-SB1-01	SW5035	8260	Carbon tetrachloride	0.00112	U	mg/Kg-dry	0.00109	U	mg/Kg-dry	NA	0.00003	0.01122	yes
SO-FD-04	SO-SB1-01	SW5035	8260	Chlorobenzene	0.00112	U	mg/Kg-dry	0.00109	U	mg/Kg-dry	NA	0.00003	0.01122	yes
SO-FD-04	SO-SB1-01	SW5035	8260	Chloroethane	0.00112	U	mg/Kg-dry	0.00109	U	mg/Kg-dry	NA	0.00003	0.01122	yes

FIELD DUPLICATE	ORIGINAL SAMPLE	PREP METHOD	ANALYSIS METHOD	ANALYTE	FIELD DUPLICATE LABORATORY RESULT			ORIGINAL SAMPLE LABORATORY RESULT			RPD	DIFFER-ENCE	2xMQL	PASS
SO-FD-04	SO-SB1-01	SW5035	8260	Chloroform	0.00112	U	mg/Kg-dry	0.00109	U	mg/Kg-dry	NA	0.00003	0.01122	yes
SO-FD-04	SO-SB1-01	SW5035	8260	Chloromethane	0.00112	U	mg/Kg-dry	0.00109	U	mg/Kg-dry	NA	0.00003	0.01122	yes
SO-FD-04	SO-SB1-01	SW5035	8260	cis-1,2-Dichloroethene	0.00112	U	mg/Kg-dry	0.00109	U	mg/Kg-dry	NA	0.00003	0.01122	yes
SO-FD-04	SO-SB1-01	SW5035	8260	cis-1,3-Dichloropropene	0.00112	U	mg/Kg-dry	0.00109	U	mg/Kg-dry	NA	0.00003	0.01122	yes
SO-FD-04	SO-SB1-01	SW5035	8260	Cyclohexane	0.00561	U	mg/Kg-dry	0.00546	U	mg/Kg-dry	NA	0.00015	0.0336	yes
SO-FD-04	SO-SB1-01	SW5035	8260	Dibromochloromethane	0.00112	U	mg/Kg-dry	0.00109	U	mg/Kg-dry	NA	0.00003	0.01122	yes
SO-FD-04	SO-SB1-01	SW5035	8260	Dichlorodifluoromethane	0.00112	U	mg/Kg-dry	0.00109	U	mg/Kg-dry	NA	0.00003	0.01122	yes
SO-FD-04	SO-SB1-01	SW5035	8260	Ethylbenzene	0.00112	U	mg/Kg-dry	0.00109	U	mg/Kg-dry	NA	0.00003	0.01122	yes
SO-FD-04	SO-SB1-01	SW5035	8260	Isopropylbenzene	0.00112	U	mg/Kg-dry	0.00109	U	mg/Kg-dry	NA	0.00003	0.01122	yes
SO-FD-04	SO-SB1-01	SW5035	8260	m,p-Xylene	0.00112	U	mg/Kg-dry	0.00109	U	mg/Kg-dry	NA	0.00003	0.01122	yes
SO-FD-04	SO-SB1-01	SW5035	8260	Methyl Acetate	0.00561	U	mg/Kg-dry	0.00546	U	mg/Kg-dry	NA	0.00015	0.0336	yes
SO-FD-04	SO-SB1-01	SW5035	8260	Methyl tert-butyl ether	0.00913		mg/Kg-dry	0.0129		mg/Kg-dry	34	NA	NA	yes
SO-FD-04	SO-SB1-01	SW5035	8260	Methylcyclohexane	0.00561	U	mg/Kg-dry	0.00546	U	mg/Kg-dry	NA	0.00015	0.0336	yes
SO-FD-04	SO-SB1-01	SW5035	8260	Methylene chloride	0.00561	U	mg/Kg-dry	0.00546	U	mg/Kg-dry	NA	0.00015	0.01122	yes
SO-FD-04	SO-SB1-01	SW5035	8260	o-Xylene	0.00112	U	mg/Kg-dry	0.00109	U	mg/Kg-dry	NA	0.00003	0.01122	yes
SO-FD-04	SO-SB1-01	SW5035	8260	Styrene	0.00112	U	mg/Kg-dry	0.00109	U	mg/Kg-dry	NA	0.00003	0.01122	yes
SO-FD-04	SO-SB1-01	SW5035	8260	Tetrachloroethene	0.00112	U	mg/Kg-dry	0.00109	U	mg/Kg-dry	NA	0.00003	0.01122	yes
SO-FD-04	SO-SB1-01	SW5035	8260	Toluene	0.00112	U	mg/Kg-dry	0.00109	U	mg/Kg-dry	NA	0.00003	0.01122	yes
SO-FD-04	SO-SB1-01	SW5035	8260	trans-1,2-Dichloroethene	0.00112	U	mg/Kg-dry	0.00109	U	mg/Kg-dry	NA	0.00003	0.01122	yes
SO-FD-04	SO-SB1-01	SW5035	8260	trans-1,3-Dichloropropene	0.00112	U	mg/Kg-dry	0.00109	U	mg/Kg-dry	NA	0.00003	0.01122	yes
SO-FD-04	SO-SB1-01	SW5035	8260	Trichloroethene	0.00112	U	mg/Kg-dry	0.00109	U	mg/Kg-dry	NA	0.00003	0.01122	yes
SO-FD-04	SO-SB1-01	SW5035	8260	Trichlorofluoromethane	0.00561	U	mg/Kg-dry	0.00546	U	mg/Kg-dry	NA	0.00015	0.0336	yes
SO-FD-04	SO-SB1-01	SW5035	8260	Vinyl chloride	0.00112	U	mg/Kg-dry	0.00109	U	mg/Kg-dry	NA	0.00003	0.01122	yes
SO-FD-04	SO-SB1-01	SW3550B	SW8270C	Acenaphthene	0.0225	U	mg/Kg-dry	0.0225	U	mg/Kg-dry	NA	0.00000	0.1126	yes
SO-FD-04	SO-SB1-01	SW3550B	SW8270C	Acenaphthylene	0.0113	U	mg/Kg-dry	0.0113	U	mg/Kg-dry	NA	0.00000	0.1126	yes
SO-FD-04	SO-SB1-01	SW3550B	SW8270C	Anthracene	0.0113	U	mg/Kg-dry	0.0113	U	mg/Kg-dry	NA	0.00000	0.1126	yes
SO-FD-04	SO-SB1-01	SW3550B	SW8270C	Benzo[a]anthracene	0.0225	U	mg/Kg-dry	0.0225	U	mg/Kg-dry	NA	0.00000	0.1126	yes
SO-FD-04	SO-SB1-01	SW3550B	SW8270C	Benzo[a]pyrene	0.0338	U	mg/Kg-dry	0.0338	U	mg/Kg-dry	NA	0.00000	0.1126	yes
SO-FD-04	SO-SB1-01	SW3550B	SW8270C	Benzo[b]fluoranthene	0.0225	U	mg/Kg-dry	0.0225	U	mg/Kg-dry	NA	0.00000	0.1126	yes
SO-FD-04	SO-SB1-01	SW3550B	SW8270C	Benzo[g,h,i]perylene	0.0225	U	mg/Kg-dry	0.0225	U	mg/Kg-dry	NA	0.00000	0.1126	yes
SO-FD-04	SO-SB1-01	SW3550B	SW8270C	Benzo[k]fluoranthene	0.0338	U	mg/Kg-dry	0.0338	U	mg/Kg-dry	NA	0.00000	0.1126	yes
SO-FD-04	SO-SB1-01	SW3550B	SW8270C	Chrysene	0.0225	U	mg/Kg-dry	0.0225	U	mg/Kg-dry	NA	0.00000	0.1126	yes
SO-FD-04	SO-SB1-01	SW3550B	SW8270C	Dibenz[a,h]anthracene	0.0225	U	mg/Kg-dry	0.0225	U	mg/Kg-dry	NA	0.00000	0.1126	yes
SO-FD-04	SO-SB1-01	SW3550B	SW8270C	Fluoranthene	0.0113	U	mg/Kg-dry	0.0113	U	mg/Kg-dry	NA	0.00000	0.1126	yes

FIELD DUPLICATE	ORIGINAL SAMPLE	PREP METHOD	ANALYSIS METHOD	ANALYTE	FIELD DUPLICATE LABORATORY RESULT			ORIGINAL SAMPLE LABORATORY RESULT			RPD	DIFFER-ENCE	2xMQL	PASS
SO-FD-04	SO-SB1-01	SW3550B	SW8270C	Fluorene	0.0113	U	mg/Kg-dry	0.0113	U	mg/Kg-dry	NA	0.00000	0.1126	yes
SO-FD-04	SO-SB1-01	SW3550B	SW8270C	Indeno[1,2,3-cd]pyrene	0.0113	U	mg/Kg-dry	0.0113	U	mg/Kg-dry	NA	0.00000	0.1126	yes
SO-FD-04	SO-SB1-01	SW3550B	SW8270C	Naphthalene	0.0113	U	mg/Kg-dry	0.0113	U	mg/Kg-dry	NA	0.00000	0.1126	yes
SO-FD-04	SO-SB1-01	SW3550B	SW8270C	Phenanthrene	0.0113	U	mg/Kg-dry	0.0113	U	mg/Kg-dry	NA	0.00000	0.1126	yes
SO-FD-04	SO-SB1-01	SW3550B	SW8270C	Pyrene	0.0225	U	mg/Kg-dry	0.0225	U	mg/Kg-dry	NA	0.00000	0.1126	yes
SO-FD-04	SO-SB1-01	METHOD	TX1005	T/R Hydrocarbons: >C12-C28	6.76	U	mg/Kg-dry	6.83	U	mg/Kg-dry	NA	0.07000	39	yes
SO-FD-04	SO-SB1-01	METHOD	TX1005	T/R Hydrocarbons: >C28-C35	6.76	U	mg/Kg-dry	6.83	U	mg/Kg-dry	NA	0.07000	39	yes
SO-FD-04	SO-SB1-01	METHOD	TX1005	T/R Hydrocarbons: C6-C12	7.65	J	mg/Kg-dry	6.83	U	mg/Kg-dry	NA	0.82000	39	yes
SO-FD-04	SO-SB1-01	METHOD	TX1005	T/R Hydrocarbons: C6-C35	7.65	J	mg/Kg-dry	6.83	U	mg/Kg-dry	NA	0.82000	39	yes
SO-FD-05	SO-SB18-01	SW5035	8260	1,1,1-Trichloroethane	0.00107	U	mg/Kg-dry	0.00101	U	mg/Kg-dry	NA	0.00006	0.01066	yes
SO-FD-05	SO-SB18-01	SW5035	8260	1,1,2,2-Tetrachloroethane	0.00107	U	mg/Kg-dry	0.00101	U	mg/Kg-dry	NA	0.00006	0.01066	yes
SO-FD-05	SO-SB18-01	SW5035	8260	1,1,2-Trichloroethane	0.00107	U	mg/Kg-dry	0.00101	U	mg/Kg-dry	NA	0.00006	0.01066	yes
SO-FD-05	SO-SB18-01	SW5035	8260	1,1,2-Trichlorotrifluoroethane	0.00533	U	mg/Kg-dry	0.00505	U	mg/Kg-dry	NA	0.00028	0.032	yes
SO-FD-05	SO-SB18-01	SW5035	8260	1,1-Dichloroethane	0.00107	U	mg/Kg-dry	0.00101	U	mg/Kg-dry	NA	0.00006	0.01066	yes
SO-FD-05	SO-SB18-01	SW5035	8260	1,1-Dichloroethene	0.00107	U	mg/Kg-dry	0.00101	U	mg/Kg-dry	NA	0.00006	0.01066	yes
SO-FD-05	SO-SB18-01	SW5035	8260	1,2,4-Trichlorobenzene	0.00107	U	mg/Kg-dry	0.00101	U	mg/Kg-dry	NA	0.00006	0.01066	yes
SO-FD-05	SO-SB18-01	SW5035	8260	1,2-Dibromo-3-chloropropane	0.00107	U	mg/Kg-dry	0.00101	U	mg/Kg-dry	NA	0.00006	0.01066	yes
SO-FD-05	SO-SB18-01	SW5035	8260	1,2-Dibromoethane	0.00107	U	mg/Kg-dry	0.00101	U	mg/Kg-dry	NA	0.00006	0.01066	yes
SO-FD-05	SO-SB18-01	SW5035	8260	1,2-Dichlorobenzene	0.00107	U	mg/Kg-dry	0.00101	U	mg/Kg-dry	NA	0.00006	0.01066	yes
SO-FD-05	SO-SB18-01	SW5035	8260	1,2-Dichloroethane	0.00107	U	mg/Kg-dry	0.00101	U	mg/Kg-dry	NA	0.00006	0.01066	yes
SO-FD-05	SO-SB18-01	SW5035	8260	1,2-Dichloropropane	0.00107	U	mg/Kg-dry	0.00101	U	mg/Kg-dry	NA	0.00006	0.01066	yes
SO-FD-05	SO-SB18-01	SW5035	8260	1,3-Dichlorobenzene	0.00107	U	mg/Kg-dry	0.00101	U	mg/Kg-dry	NA	0.00006	0.01066	yes
SO-FD-05	SO-SB18-01	SW5035	8260	1,4-Dichlorobenzene	0.00107	U	mg/Kg-dry	0.00101	U	mg/Kg-dry	NA	0.00006	0.01066	yes
SO-FD-05	SO-SB18-01	SW5035	8260	2-Butanone	0.00533	U	mg/Kg-dry	0.00505	U	mg/Kg-dry	NA	0.00028	0.032	yes
SO-FD-05	SO-SB18-01	SW5035	8260	2-Hexanone	0.00533	U	mg/Kg-dry	0.00505	U	mg/Kg-dry	NA	0.00028	0.032	yes
SO-FD-05	SO-SB18-01	SW5035	8260	4-Methyl-2-pentanone	0.00533	U	mg/Kg-dry	0.00505	U	mg/Kg-dry	NA	0.00028	0.032	yes
SO-FD-05	SO-SB18-01	SW5035	8260	Acetone	0.016	U	mg/Kg-dry	0.0152	U	mg/Kg-dry	NA	0.00080	0.1066	yes
SO-FD-05	SO-SB18-01	SW5035	8260	Benzene	0.00107	U	mg/Kg-dry	0.00101	U	mg/Kg-dry	NA	0.00006	0.01066	yes
SO-FD-05	SO-SB18-01	SW5035	8260	Bromodichloromethane	0.00107	U	mg/Kg-dry	0.00101	U	mg/Kg-dry	NA	0.00006	0.01066	yes
SO-FD-05	SO-SB18-01	SW5035	8260	Bromoform	0.00107	U	mg/Kg-dry	0.00101	U	mg/Kg-dry	NA	0.00006	0.01066	yes
SO-FD-05	SO-SB18-01	SW5035	8260	Bromomethane	0.00107	U	mg/Kg-dry	0.00101	U	mg/Kg-dry	NA	0.00006	0.01066	yes
SO-FD-05	SO-SB18-01	SW5035	8260	Carbon disulfide	0.00107	U	mg/Kg-dry	0.00101	U	mg/Kg-dry	NA	0.00006	0.01066	yes
SO-FD-05	SO-SB18-01	SW5035	8260	Carbon tetrachloride	0.00107	U	mg/Kg-dry	0.00101	U	mg/Kg-dry	NA	0.00006	0.01066	yes
SO-FD-05	SO-SB18-01	SW5035	8260	Chlorobenzene	0.00107	U	mg/Kg-dry	0.00101	U	mg/Kg-dry	NA	0.00006	0.01066	yes

FIELD DUPLICATE	ORIGINAL SAMPLE	PREP METHOD	ANALYSIS METHOD	ANALYTE	FIELD DUPLICATE LABORATORY RESULT			ORIGINAL SAMPLE LABORATORY RESULT			RPD	DIFFER-ENCE	2xMQL	PASS
SO-FD-05	SO-SB18-01	SW5035	8260	Chloroethane	0.00107	U	mg/Kg-dry	0.00101	U	mg/Kg-dry	NA	0.00006	0.01066	yes
SO-FD-05	SO-SB18-01	SW5035	8260	Chloroform	0.00107	U	mg/Kg-dry	0.00101	U	mg/Kg-dry	NA	0.00006	0.01066	yes
SO-FD-05	SO-SB18-01	SW5035	8260	Chloromethane	0.00107	U	mg/Kg-dry	0.00101	U	mg/Kg-dry	NA	0.00006	0.01066	yes
SO-FD-05	SO-SB18-01	SW5035	8260	cis-1,2-Dichloroethene	0.00107	U	mg/Kg-dry	0.00101	U	mg/Kg-dry	NA	0.00006	0.01066	yes
SO-FD-05	SO-SB18-01	SW5035	8260	cis-1,3-Dichloropropene	0.00107	U	mg/Kg-dry	0.00101	U	mg/Kg-dry	NA	0.00006	0.01066	yes
SO-FD-05	SO-SB18-01	SW5035	8260	Cyclohexane	0.00533	U	mg/Kg-dry	0.00505	U	mg/Kg-dry	NA	0.00028	0.032	yes
SO-FD-05	SO-SB18-01	SW5035	8260	Dibromochloromethane	0.00107	U	mg/Kg-dry	0.00101	U	mg/Kg-dry	NA	0.00006	0.01066	yes
SO-FD-05	SO-SB18-01	SW5035	8260	Dichlorodifluoromethane	0.00107	U	mg/Kg-dry	0.00101	U	mg/Kg-dry	NA	0.00006	0.01066	yes
SO-FD-05	SO-SB18-01	SW5035	8260	Ethylbenzene	0.00107	U	mg/Kg-dry	0.00101	U	mg/Kg-dry	NA	0.00006	0.01066	yes
SO-FD-05	SO-SB18-01	SW5035	8260	Isopropylbenzene	0.00107	U	mg/Kg-dry	0.00101	U	mg/Kg-dry	NA	0.00006	0.01066	yes
SO-FD-05	SO-SB18-01	SW5035	8260	m,p-Xylene	0.00107	U	mg/Kg-dry	0.00101	U	mg/Kg-dry	NA	0.00006	0.01066	yes
SO-FD-05	SO-SB18-01	SW5035	8260	Methyl Acetate	0.00533	U	mg/Kg-dry	0.00505	U	mg/Kg-dry	NA	0.00028	0.032	yes
SO-FD-05	SO-SB18-01	SW5035	8260	Methyl tert-butyl ether	0.00107	U	mg/Kg-dry	0.00101	U	mg/Kg-dry	NA	0.00006	0.01066	yes
SO-FD-05	SO-SB18-01	SW5035	8260	Methylcyclohexane	0.00533	U	mg/Kg-dry	0.00505	U	mg/Kg-dry	NA	0.00028	0.032	yes
SO-FD-05	SO-SB18-01	SW5035	8260	Methylene chloride	0.00533	U	mg/Kg-dry	0.00505	U	mg/Kg-dry	NA	0.00028	0.01066	yes
SO-FD-05	SO-SB18-01	SW5035	8260	o-Xylene	0.00107	U	mg/Kg-dry	0.00101	U	mg/Kg-dry	NA	0.00006	0.01066	yes
SO-FD-05	SO-SB18-01	SW5035	8260	Styrene	0.00107	U	mg/Kg-dry	0.00101	U	mg/Kg-dry	NA	0.00006	0.01066	yes
SO-FD-05	SO-SB18-01	SW5035	8260	Tetrachloroethene	0.00107	U	mg/Kg-dry	0.00101	U	mg/Kg-dry	NA	0.00006	0.01066	yes
SO-FD-05	SO-SB18-01	SW5035	8260	Toluene	0.00107	U	mg/Kg-dry	0.00101	U	mg/Kg-dry	NA	0.00006	0.01066	yes
SO-FD-05	SO-SB18-01	SW5035	8260	trans-1,2-Dichloroethene	0.00107	U	mg/Kg-dry	0.00101	U	mg/Kg-dry	NA	0.00006	0.01066	yes
SO-FD-05	SO-SB18-01	SW5035	8260	trans-1,3-Dichloropropene	0.00107	U	mg/Kg-dry	0.00101	U	mg/Kg-dry	NA	0.00006	0.01066	yes
SO-FD-05	SO-SB18-01	SW5035	8260	Trichloroethene	0.00107	U	mg/Kg-dry	0.00101	U	mg/Kg-dry	NA	0.00006	0.01066	yes
SO-FD-05	SO-SB18-01	SW5035	8260	Trichlorofluoromethane	0.00533	U	mg/Kg-dry	0.00505	U	mg/Kg-dry	NA	0.00028	0.032	yes
SO-FD-05	SO-SB18-01	SW5035	8260	Vinyl chloride	0.00107	U	mg/Kg-dry	0.00101	U	mg/Kg-dry	NA	0.00006	0.01066	yes
SO-FD-05	SO-SB18-01	SW3550B	SW8270C	Acenaphthene	0.0232	U	mg/Kg-dry	0.0236	U	mg/Kg-dry	NA	0.00040	0.1182	yes
SO-FD-05	SO-SB18-01	SW3550B	SW8270C	Acenaphthylene	0.0116	U	mg/Kg-dry	0.0118	U	mg/Kg-dry	NA	0.00020	0.1182	yes
SO-FD-05	SO-SB18-01	SW3550B	SW8270C	Anthracene	0.0116	U	mg/Kg-dry	0.0118	U	mg/Kg-dry	NA	0.00020	0.1182	yes
SO-FD-05	SO-SB18-01	SW3550B	SW8270C	Benzo[a]anthracene	0.0232	U	mg/Kg-dry	0.0236	U	mg/Kg-dry	NA	0.00040	0.1182	yes
SO-FD-05	SO-SB18-01	SW3550B	SW8270C	Benzo[a]pyrene	0.0348	U	mg/Kg-dry	0.0354	U	mg/Kg-dry	NA	0.00060	0.1182	yes
SO-FD-05	SO-SB18-01	SW3550B	SW8270C	Benzo[b]fluoranthene	0.0232	U	mg/Kg-dry	0.0236	U	mg/Kg-dry	NA	0.00040	0.1182	yes
SO-FD-05	SO-SB18-01	SW3550B	SW8270C	Benzo[g,h,i]perylene	0.0232	U	mg/Kg-dry	0.0236	U	mg/Kg-dry	NA	0.00040	0.1182	yes
SO-FD-05	SO-SB18-01	SW3550B	SW8270C	Benzo[k]fluoranthene	0.0348	U	mg/Kg-dry	0.0354	U	mg/Kg-dry	NA	0.00060	0.1182	yes
SO-FD-05	SO-SB18-01	SW3550B	SW8270C	Chrysene	0.0232	U	mg/Kg-dry	0.0236	U	mg/Kg-dry	NA	0.00040	0.1182	yes
SO-FD-05	SO-SB18-01	SW3550B	SW8270C	Dibenz[a,h]anthracene	0.0232	U	mg/Kg-dry	0.0236	U	mg/Kg-dry	NA	0.00040	0.1182	yes

FIELD DUPLICATE	ORIGINAL SAMPLE	PREP METHOD	ANALYSIS METHOD	ANALYTE	FIELD DUPLICATE LABORATORY RESULT			ORIGINAL SAMPLE LABORATORY RESULT			RPD	DIFFER-ENCE	2xMQL	PASS
SO-FD-05	SO-SB18-01	SW3550B	SW8270C	Fluoranthene	0.0116	U	mg/Kg-dry	0.0118	U	mg/Kg-dry	NA	0.00020	0.1182	yes
SO-FD-05	SO-SB18-01	SW3550B	SW8270C	Fluorene	0.0116	U	mg/Kg-dry	0.0118	U	mg/Kg-dry	NA	0.00020	0.1182	yes
SO-FD-05	SO-SB18-01	SW3550B	SW8270C	Indeno[1,2,3-cd]pyrene	0.0116	U	mg/Kg-dry	0.0118	U	mg/Kg-dry	NA	0.00020	0.1182	yes
SO-FD-05	SO-SB18-01	SW3550B	SW8270C	Naphthalene	0.0116	U	mg/Kg-dry	0.0118	U	mg/Kg-dry	NA	0.00020	0.1182	yes
SO-FD-05	SO-SB18-01	SW3550B	SW8270C	Phenanthrene	0.0116	U	mg/Kg-dry	0.0118	U	mg/Kg-dry	NA	0.00020	0.1182	yes
SO-FD-05	SO-SB18-01	SW3550B	SW8270C	Pyrene	0.0232	U	mg/Kg-dry	0.0236	U	mg/Kg-dry	NA	0.00040	0.1182	yes
SO-FD-05	SO-SB18-01	METHOD	TX1005	T/R Hydrocarbons: >C12-C28	6.55	U	mg/Kg-dry	6.77	U	mg/Kg-dry	NA	0.22000	38.6	yes
SO-FD-05	SO-SB18-01	METHOD	TX1005	T/R Hydrocarbons: >C28-C35	6.55	U	mg/Kg-dry	6.77	U	mg/Kg-dry	NA	0.22000	38.6	yes
SO-FD-05	SO-SB18-01	METHOD	TX1005	T/R Hydrocarbons: C6-C12	6.55	U	mg/Kg-dry	6.77	U	mg/Kg-dry	NA	0.22000	38.6	yes
SO-FD-05	SO-SB18-01	METHOD	TX1005	T/R Hydrocarbons: C6-C35	6.55	U	mg/Kg-dry	6.77	U	mg/Kg-dry	NA	0.22000	38.6	yes
SO-FD-6	SO-SB5-01	SW5035	8260	1,1,1-Trichloroethane	0.000992	U	mg/Kg-dry	0.00104	U	mg/Kg-dry	NA	0.00005	0.01036	yes
SO-FD-6	SO-SB5-01	SW5035	8260	1,1,2,2-Tetrachloroethane	0.000992	U	mg/Kg-dry	0.00104	U	mg/Kg-dry	NA	0.00005	0.01036	yes
SO-FD-6	SO-SB5-01	SW5035	8260	1,1,2-Trichloroethane	0.000992	U	mg/Kg-dry	0.00104	U	mg/Kg-dry	NA	0.00005	0.01036	yes
SO-FD-6	SO-SB5-01	SW5035	8260	1,1,2-Trichlorotrifluoroethane	0.00496	U	mg/Kg-dry	0.00518	U	mg/Kg-dry	NA	0.00022	0.031	yes
SO-FD-6	SO-SB5-01	SW5035	8260	1,1-Dichloroethane	0.000992	U	mg/Kg-dry	0.00104	U	mg/Kg-dry	NA	0.00005	0.01036	yes
SO-FD-6	SO-SB5-01	SW5035	8260	1,1-Dichloroethene	0.000992	U	mg/Kg-dry	0.00104	U	mg/Kg-dry	NA	0.00005	0.01036	yes
SO-FD-6	SO-SB5-01	SW5035	8260	1,2,4-Trichlorobenzene	0.000992	U	mg/Kg-dry	0.00104	U	mg/Kg-dry	NA	0.00005	0.01036	yes
SO-FD-6	SO-SB5-01	SW5035	8260	1,2-Dibromo-3-chloropropane	0.000992	U	mg/Kg-dry	0.00104	U	mg/Kg-dry	NA	0.00005	0.01036	yes
SO-FD-6	SO-SB5-01	SW5035	8260	1,2-Dibromoethane	0.000992	U	mg/Kg-dry	0.00104	U	mg/Kg-dry	NA	0.00005	0.01036	yes
SO-FD-6	SO-SB5-01	SW5035	8260	1,2-Dichlorobenzene	0.000992	U	mg/Kg-dry	0.00104	U	mg/Kg-dry	NA	0.00005	0.01036	yes
SO-FD-6	SO-SB5-01	SW5035	8260	1,2-Dichloroethane	0.000992	U	mg/Kg-dry	0.00104	U	mg/Kg-dry	NA	0.00005	0.01036	yes
SO-FD-6	SO-SB5-01	SW5035	8260	1,2-Dichloropropane	0.000992	U	mg/Kg-dry	0.00104	U	mg/Kg-dry	NA	0.00005	0.01036	yes
SO-FD-6	SO-SB5-01	SW5035	8260	1,3-Dichlorobenzene	0.000992	U	mg/Kg-dry	0.00104	U	mg/Kg-dry	NA	0.00005	0.01036	yes
SO-FD-6	SO-SB5-01	SW5035	8260	1,4-Dichlorobenzene	0.000992	U	mg/Kg-dry	0.00104	U	mg/Kg-dry	NA	0.00005	0.01036	yes
SO-FD-6	SO-SB5-01	SW5035	8260	2-Butanone	0.00496	U	mg/Kg-dry	0.00518	U	mg/Kg-dry	NA	0.00022	0.031	yes
SO-FD-6	SO-SB5-01	SW5035	8260	2-Hexanone	0.00496	U	mg/Kg-dry	0.00518	U	mg/Kg-dry	NA	0.00022	0.031	yes
SO-FD-6	SO-SB5-01	SW5035	8260	4-Methyl-2-pentanone	0.00496	U	mg/Kg-dry	0.00518	U	mg/Kg-dry	NA	0.00022	0.031	yes
SO-FD-6	SO-SB5-01	SW5035	8260	Acetone	0.0615		mg/Kg-dry	0.0155	U	mg/Kg-dry	NA	0.04600	0.1036	yes
SO-FD-6	SO-SB5-01	SW5035	8260	Benzene	0.000992	U	mg/Kg-dry	0.0011	J	mg/Kg-dry	NA	0.00011	0.01036	yes
SO-FD-6	SO-SB5-01	SW5035	8260	Bromodichloromethane	0.000992	U	mg/Kg-dry	0.00104	U	mg/Kg-dry	NA	0.00005	0.01036	yes
SO-FD-6	SO-SB5-01	SW5035	8260	Bromoform	0.000992	U	mg/Kg-dry	0.00104	U	mg/Kg-dry	NA	0.00005	0.01036	yes
SO-FD-6	SO-SB5-01	SW5035	8260	Bromomethane	0.000992	U	mg/Kg-dry	0.00104	U	mg/Kg-dry	NA	0.00005	0.01036	yes
SO-FD-6	SO-SB5-01	SW5035	8260	Carbon disulfide	0.00249	J	mg/Kg-dry	0.00284	J	mg/Kg-dry	NA	0.00035	0.01036	yes
SO-FD-6	SO-SB5-01	SW5035	8260	Carbon tetrachloride	0.000992	U	mg/Kg-dry	0.00104	U	mg/Kg-dry	NA	0.00005	0.01036	yes

FIELD DUPLICATE	ORIGINAL SAMPLE	PREP METHOD	ANALYSIS METHOD	ANALYTE	FIELD DUPLICATE LABORATORY RESULT			ORIGINAL SAMPLE LABORATORY RESULT			RPD	DIFFER-ENCE	2xMQL	PASS
SO-FD-6	SO-SB5-01	SW5035	8260	Chlorobenzene	0.000992	U	mg/Kg-dry	0.00104	U	mg/Kg-dry	NA	0.00005	0.01036	yes
SO-FD-6	SO-SB5-01	SW5035	8260	Chloroethane	0.000992	U	mg/Kg-dry	0.00104	U	mg/Kg-dry	NA	0.00005	0.01036	yes
SO-FD-6	SO-SB5-01	SW5035	8260	Chloroform	0.000992	U	mg/Kg-dry	0.00104	U	mg/Kg-dry	NA	0.00005	0.01036	yes
SO-FD-6	SO-SB5-01	SW5035	8260	Chloromethane	0.000992	U	mg/Kg-dry	0.00104	U	mg/Kg-dry	NA	0.00005	0.01036	yes
SO-FD-6	SO-SB5-01	SW5035	8260	cis-1,2-Dichloroethene	0.000992	U	mg/Kg-dry	0.00104	U	mg/Kg-dry	NA	0.00005	0.01036	yes
SO-FD-6	SO-SB5-01	SW5035	8260	cis-1,3-Dichloropropene	0.000992	U	mg/Kg-dry	0.00104	U	mg/Kg-dry	NA	0.00005	0.01036	yes
SO-FD-6	SO-SB5-01	SW5035	8260	Cyclohexane	0.00496	U	mg/Kg-dry	0.00518	U	mg/Kg-dry	NA	0.00022	0.031	yes
SO-FD-6	SO-SB5-01	SW5035	8260	Dibromochloromethane	0.000992	U	mg/Kg-dry	0.00104	U	mg/Kg-dry	NA	0.00005	0.01036	yes
SO-FD-6	SO-SB5-01	SW5035	8260	Dichlorodifluoromethane	0.000992	U	mg/Kg-dry	0.00104	U	mg/Kg-dry	NA	0.00005	0.01036	yes
SO-FD-6	SO-SB5-01	SW5035	8260	Ethylbenzene	0.00271	J	mg/Kg-dry	0.433		mg/Kg-dry	198	NA	NA	NO
SO-FD-6	SO-SB5-01	SW5035	8260	Isopropylbenzene	0.00302	J	mg/Kg-dry	0.329		mg/Kg-dry	196	NA	NA	NO
SO-FD-6	SO-SB5-01	SW5035	8260	m,p-Xylene	0.000992	U	mg/Kg-dry	0.00104	U	mg/Kg-dry	NA	0.00005	0.01036	yes
SO-FD-6	SO-SB5-01	SW5035	8260	Methyl Acetate	0.00496	U	mg/Kg-dry	0.00518	U	mg/Kg-dry	NA	0.00022	0.031	yes
SO-FD-6	SO-SB5-01	SW5035	8260	Methyl tert-butyl ether	0.000992	U	mg/Kg-dry	0.00104	U	mg/Kg-dry	NA	0.00005	0.01036	yes
SO-FD-6	SO-SB5-01	SW5035	8260	Methylcyclohexane	0.00496	U	mg/Kg-dry	2.3		mg/Kg-dry	199	NA	NA	NO
SO-FD-6	SO-SB5-01	SW5035	8260	Methylene chloride	0.00496	U	mg/Kg-dry	0.00518	U	mg/Kg-dry	NA	0.00022	0.01036	yes
SO-FD-6	SO-SB5-01	SW5035	8260	o-Xylene	0.000992	U	mg/Kg-dry	0.00104	U	mg/Kg-dry	NA	0.00005	0.01036	yes
SO-FD-6	SO-SB5-01	SW5035	8260	Styrene	0.000992	U	mg/Kg-dry	0.00104	U	mg/Kg-dry	NA	0.00005	0.01036	yes
SO-FD-6	SO-SB5-01	SW5035	8260	Tetrachloroethene	0.000992	U	mg/Kg-dry	0.00104	U	mg/Kg-dry	NA	0.00005	0.01036	yes
SO-FD-6	SO-SB5-01	SW5035	8260	Toluene	0.000992	U	mg/Kg-dry	0.00104	U	mg/Kg-dry	NA	0.00005	0.01036	yes
SO-FD-6	SO-SB5-01	SW5035	8260	trans-1,2-Dichloroethene	0.000992	U	mg/Kg-dry	0.00104	U	mg/Kg-dry	NA	0.00005	0.01036	yes
SO-FD-6	SO-SB5-01	SW5035	8260	trans-1,3-Dichloropropene	0.000992	U	mg/Kg-dry	0.00104	U	mg/Kg-dry	NA	0.00005	0.01036	yes
SO-FD-6	SO-SB5-01	SW5035	8260	Trichloroethene	0.000992	U	mg/Kg-dry	0.00104	U	mg/Kg-dry	NA	0.00005	0.01036	yes
SO-FD-6	SO-SB5-01	SW5035	8260	Trichlorofluoromethane	0.00496	U	mg/Kg-dry	0.00518	U	mg/Kg-dry	NA	0.00022	0.031	yes
SO-FD-6	SO-SB5-01	SW5035	8260	Vinyl chloride	0.000992	U	mg/Kg-dry	0.00104	U	mg/Kg-dry	NA	0.00005	0.01036	yes
SO-FD-6	SO-SB5-01	SW3550B	SW8270C	Acenaphthene	0.0236	U	mg/Kg-dry	0.145		mg/Kg-dry	144	NA	NA	NO
SO-FD-6	SO-SB5-01	SW3550B	SW8270C	Acenaphthylene	0.0118	U	mg/Kg-dry	0.0117	U	mg/Kg-dry	NA	0.00010	0.118	yes
SO-FD-6	SO-SB5-01	SW3550B	SW8270C	Anthracene	0.0118	U	mg/Kg-dry	0.0132	J	mg/Kg-dry	NA	0.00140	0.118	yes
SO-FD-6	SO-SB5-01	SW3550B	SW8270C	Benzo[a]anthracene	0.0236	U	mg/Kg-dry	0.0234	U	mg/Kg-dry	NA	0.00020	0.118	yes
SO-FD-6	SO-SB5-01	SW3550B	SW8270C	Benzo[a]pyrene	0.0354	U	mg/Kg-dry	0.0351	U	mg/Kg-dry	NA	0.00030	0.118	yes
SO-FD-6	SO-SB5-01	SW3550B	SW8270C	Benzo[b]fluoranthene	0.0236	U	mg/Kg-dry	0.0234	U	mg/Kg-dry	NA	0.00020	0.118	yes
SO-FD-6	SO-SB5-01	SW3550B	SW8270C	Benzo[g,h,i]perylene	0.0236	U	mg/Kg-dry	0.0234	U	mg/Kg-dry	NA	0.00020	0.118	yes
SO-FD-6	SO-SB5-01	SW3550B	SW8270C	Benzo[k]fluoranthene	0.0354	U	mg/Kg-dry	0.0351	U	mg/Kg-dry	NA	0.00030	0.118	yes
SO-FD-6	SO-SB5-01	SW3550B	SW8270C	Chrysene	0.0236	U	mg/Kg-dry	0.0234	U	mg/Kg-dry	NA	0.00020	0.118	yes

FIELD DUPLICATE	ORIGINAL SAMPLE	PREP METHOD	ANALYSIS METHOD	ANALYTE	FIELD DUPLICATE LABORATORY RESULT			ORIGINAL SAMPLE LABORATORY RESULT			RPD	DIFFER-ENCE	2xMQL	PASS
SO-FD-6	SO-SB5-01	SW3550B	SW8270C	Dibenz[a,h]anthracene	0.0236	U	mg/Kg-dry	0.0234	U	mg/Kg-dry	NA	0.00020	0.118	yes
SO-FD-6	SO-SB5-01	SW3550B	SW8270C	Fluoranthene	0.0118	U	mg/Kg-dry	0.0129	J	mg/Kg-dry	NA	0.00110	0.118	yes
SO-FD-6	SO-SB5-01	SW3550B	SW8270C	Fluorene	0.0118	U	mg/Kg-dry	0.0758		mg/Kg-dry	146	NA	NA	NO
SO-FD-6	SO-SB5-01	SW3550B	SW8270C	Indeno[1,2,3-cd]pyrene	0.0118	U	mg/Kg-dry	0.0117	U	mg/Kg-dry	NA	0.00010	0.118	yes
SO-FD-6	SO-SB5-01	SW3550B	SW8270C	Naphthalene	0.0356	J	mg/Kg-dry	0.273		mg/Kg-dry	154	NA	NA	NO
SO-FD-6	SO-SB5-01	SW3550B	SW8270C	Phenanthrene	0.0281	J	mg/Kg-dry	0.104		mg/Kg-dry	115	NA	NA	NO
SO-FD-6	SO-SB5-01	SW3550B	SW8270C	Pyrene	0.0236	U	mg/Kg-dry	0.0234	U	mg/Kg-dry	NA	0.00020	0.118	yes
SO-FD-6	SO-SB5-01	METHOD	TX1005	T/R Hydrocarbons: >C12-C28	8.24	U	mg/Kg-dry	10.1	U	mg/Kg-dry	NA	1.86000	57.8	yes
SO-FD-6	SO-SB5-01	METHOD	TX1005	T/R Hydrocarbons: >C28-C35	8.24	U	mg/Kg-dry	10.1	U	mg/Kg-dry	NA	1.86000	57.8	yes
SO-FD-6	SO-SB5-01	METHOD	TX1005	T/R Hydrocarbons: C6-C12	8.24	U	mg/Kg-dry	10.1	U	mg/Kg-dry	NA	1.86000	57.8	yes
SO-FD-6	SO-SB5-01	METHOD	TX1005	T/R Hydrocarbons: C6-C35	8.24	U	mg/Kg-dry	10.1	U	mg/Kg-dry	NA	1.86000	57.8	yes
SO-FD-7	SO-SB40-01	SW5035	8260	1,1,1-Trichloroethane	0.00147	U	mg/Kg-dry	0.00139	U	mg/Kg-dry	NA	0.00008	0.01468	yes
SO-FD-7	SO-SB40-01	SW5035	8260	1,1,2,2-Tetrachloroethane	0.00147	U	mg/Kg-dry	0.00139	U	mg/Kg-dry	NA	0.00008	0.01468	yes
SO-FD-7	SO-SB40-01	SW5035	8260	1,1,2-Trichloroethane	0.00147	U	mg/Kg-dry	0.00139	U	mg/Kg-dry	NA	0.00008	0.01468	yes
SO-FD-7	SO-SB40-01	SW5035	8260	1,1,2-Trichlorotrifluoroethane	0.00734	U	mg/Kg-dry	0.00697	U	mg/Kg-dry	NA	0.00037	0.044	yes
SO-FD-7	SO-SB40-01	SW5035	8260	1,1-Dichloroethane	0.00147	U	mg/Kg-dry	0.00139	U	mg/Kg-dry	NA	0.00008	0.01468	yes
SO-FD-7	SO-SB40-01	SW5035	8260	1,1-Dichloroethene	0.00147	U	mg/Kg-dry	0.00139	U	mg/Kg-dry	NA	0.00008	0.01468	yes
SO-FD-7	SO-SB40-01	SW5035	8260	1,2,4-Trichlorobenzene	0.00147	U	mg/Kg-dry	0.00139	U	mg/Kg-dry	NA	0.00008	0.01468	yes
SO-FD-7	SO-SB40-01	SW5035	8260	1,2-Dibromo-3-chloropropane	0.00147	U	mg/Kg-dry	0.00139	U	mg/Kg-dry	NA	0.00008	0.01468	yes
SO-FD-7	SO-SB40-01	SW5035	8260	1,2-Dibromoethane	0.00147	U	mg/Kg-dry	0.00139	U	mg/Kg-dry	NA	0.00008	0.01468	yes
SO-FD-7	SO-SB40-01	SW5035	8260	1,2-Dichlorobenzene	0.00147	U	mg/Kg-dry	0.00139	U	mg/Kg-dry	NA	0.00008	0.01468	yes
SO-FD-7	SO-SB40-01	SW5035	8260	1,2-Dichloroethane	0.00147	U	mg/Kg-dry	0.00139	U	mg/Kg-dry	NA	0.00008	0.01468	yes
SO-FD-7	SO-SB40-01	SW5035	8260	1,2-Dichloropropane	0.00147	U	mg/Kg-dry	0.00139	U	mg/Kg-dry	NA	0.00008	0.01468	yes
SO-FD-7	SO-SB40-01	SW5035	8260	1,3-Dichlorobenzene	0.00147	U	mg/Kg-dry	0.00139	U	mg/Kg-dry	NA	0.00008	0.01468	yes
SO-FD-7	SO-SB40-01	SW5035	8260	1,4-Dichlorobenzene	0.00147	U	mg/Kg-dry	0.00139	U	mg/Kg-dry	NA	0.00008	0.01468	yes
SO-FD-7	SO-SB40-01	SW5035	8260	2-Butanone	0.00734	U	mg/Kg-dry	0.00697	U	mg/Kg-dry	NA	0.00037	0.044	yes
SO-FD-7	SO-SB40-01	SW5035	8260	2-Hexanone	0.00734	U	mg/Kg-dry	0.00697	U	mg/Kg-dry	NA	0.00037	0.044	yes
SO-FD-7	SO-SB40-01	SW5035	8260	4-Methyl-2-pentanone	0.00734	U	mg/Kg-dry	0.00697	U	mg/Kg-dry	NA	0.00037	0.044	yes
SO-FD-7	SO-SB40-01	SW5035	8260	Acetone	0.0386	J	mg/Kg-dry	0.0357	J	mg/Kg-dry	NA	0.00290	0.1468	yes
SO-FD-7	SO-SB40-01	SW5035	8260	Benzene	0.00147	U	mg/Kg-dry	0.00139	U	mg/Kg-dry	NA	0.00008	0.01468	yes
SO-FD-7	SO-SB40-01	SW5035	8260	Bromodichloromethane	0.00147	U	mg/Kg-dry	0.00139	U	mg/Kg-dry	NA	0.00008	0.01468	yes
SO-FD-7	SO-SB40-01	SW5035	8260	Bromoform	0.00147	U	mg/Kg-dry	0.00139	U	mg/Kg-dry	NA	0.00008	0.01468	yes
SO-FD-7	SO-SB40-01	SW5035	8260	Bromomethane	0.00147	U	mg/Kg-dry	0.00139	U	mg/Kg-dry	NA	0.00008	0.01468	yes
SO-FD-7	SO-SB40-01	SW5035	8260	Carbon disulfide	0.00147	U	mg/Kg-dry	0.00139	U	mg/Kg-dry	NA	0.00008	0.01468	yes

FIELD DUPLICATE	ORIGINAL SAMPLE	PREP METHOD	ANALYSIS METHOD	ANALYTE	FIELD DUPLICATE LABORATORY RESULT			ORIGINAL SAMPLE LABORATORY RESULT			RPD	DIFFER-ENCE	2xMQL	PASS
SO-FD-7	SO-SB40-01	SW5035	8260	Carbon tetrachloride	0.00147	U	mg/Kg-dry	0.00139	U	mg/Kg-dry	NA	0.00008	0.01468	yes
SO-FD-7	SO-SB40-01	SW5035	8260	Chlorobenzene	0.00147	U	mg/Kg-dry	0.00139	U	mg/Kg-dry	NA	0.00008	0.01468	yes
SO-FD-7	SO-SB40-01	SW5035	8260	Chloroethane	0.00147	U	mg/Kg-dry	0.00139	U	mg/Kg-dry	NA	0.00008	0.01468	yes
SO-FD-7	SO-SB40-01	SW5035	8260	Chloroform	0.00147	U	mg/Kg-dry	0.00139	U	mg/Kg-dry	NA	0.00008	0.01468	yes
SO-FD-7	SO-SB40-01	SW5035	8260	Chloromethane	0.00147	U	mg/Kg-dry	0.00139	U	mg/Kg-dry	NA	0.00008	0.01468	yes
SO-FD-7	SO-SB40-01	SW5035	8260	cis-1,2-Dichloroethene	0.00147	U	mg/Kg-dry	0.00139	U	mg/Kg-dry	NA	0.00008	0.01468	yes
SO-FD-7	SO-SB40-01	SW5035	8260	cis-1,3-Dichloropropene	0.00147	U	mg/Kg-dry	0.00139	U	mg/Kg-dry	NA	0.00008	0.01468	yes
SO-FD-7	SO-SB40-01	SW5035	8260	Cyclohexane	0.00734	U	mg/Kg-dry	0.00697	U	mg/Kg-dry	NA	0.00037	0.044	yes
SO-FD-7	SO-SB40-01	SW5035	8260	Dibromochloromethane	0.00147	U	mg/Kg-dry	0.00139	U	mg/Kg-dry	NA	0.00008	0.01468	yes
SO-FD-7	SO-SB40-01	SW5035	8260	Dichlorodifluoromethane	0.00147	U	mg/Kg-dry	0.00139	U	mg/Kg-dry	NA	0.00008	0.01468	yes
SO-FD-7	SO-SB40-01	SW5035	8260	Ethylbenzene	0.00147	U	mg/Kg-dry	0.00139	U	mg/Kg-dry	NA	0.00008	0.01468	yes
SO-FD-7	SO-SB40-01	SW5035	8260	Isopropylbenzene	0.00147	U	mg/Kg-dry	0.00139	U	mg/Kg-dry	NA	0.00008	0.01468	yes
SO-FD-7	SO-SB40-01	SW5035	8260	m,p-Xylene	0.00147	U	mg/Kg-dry	0.00139	U	mg/Kg-dry	NA	0.00008	0.01468	yes
SO-FD-7	SO-SB40-01	SW5035	8260	Methyl Acetate	0.00734	U	mg/Kg-dry	0.00697	U	mg/Kg-dry	NA	0.00037	0.044	yes
SO-FD-7	SO-SB40-01	SW5035	8260	Methyl tert-butyl ether	0.00147	U	mg/Kg-dry	0.00139	U	mg/Kg-dry	NA	0.00008	0.01468	yes
SO-FD-7	SO-SB40-01	SW5035	8260	Methylcyclohexane	0.00734	U	mg/Kg-dry	0.00697	U	mg/Kg-dry	NA	0.00037	0.044	yes
SO-FD-7	SO-SB40-01	SW5035	8260	Methylene chloride	0.00734	U	mg/Kg-dry	0.00697	U	mg/Kg-dry	NA	0.00037	0.01468	yes
SO-FD-7	SO-SB40-01	SW5035	8260	o-Xylene	0.00147	U	mg/Kg-dry	0.00139	U	mg/Kg-dry	NA	0.00008	0.01468	yes
SO-FD-7	SO-SB40-01	SW5035	8260	Styrene	0.00147	U	mg/Kg-dry	0.00139	U	mg/Kg-dry	NA	0.00008	0.01468	yes
SO-FD-7	SO-SB40-01	SW5035	8260	Tetrachloroethene	0.00147	U	mg/Kg-dry	0.00139	U	mg/Kg-dry	NA	0.00008	0.01468	yes
SO-FD-7	SO-SB40-01	SW5035	8260	Toluene	0.00147	U	mg/Kg-dry	0.00139	U	mg/Kg-dry	NA	0.00008	0.01468	yes
SO-FD-7	SO-SB40-01	SW5035	8260	trans-1,2-Dichloroethene	0.00147	U	mg/Kg-dry	0.00139	U	mg/Kg-dry	NA	0.00008	0.01468	yes
SO-FD-7	SO-SB40-01	SW5035	8260	trans-1,3-Dichloropropene	0.00147	U	mg/Kg-dry	0.00139	U	mg/Kg-dry	NA	0.00008	0.01468	yes
SO-FD-7	SO-SB40-01	SW5035	8260	Trichloroethene	0.00147	U	mg/Kg-dry	0.00139	U	mg/Kg-dry	NA	0.00008	0.01468	yes
SO-FD-7	SO-SB40-01	SW5035	8260	Trichlorofluoromethane	0.00734	U	mg/Kg-dry	0.00697	U	mg/Kg-dry	NA	0.00037	0.044	yes
SO-FD-7	SO-SB40-01	SW5035	8260	Vinyl chloride	0.00147	U	mg/Kg-dry	0.00139	U	mg/Kg-dry	NA	0.00008	0.01468	yes
SO-FD-7	SO-SB40-01	SW3550B	SW8270C	Acenaphthene	0.029	U	mg/Kg-dry	0.0269	U	mg/Kg-dry	NA	0.00210	0.145	yes
SO-FD-7	SO-SB40-01	SW3550B	SW8270C	Acenaphthylene	0.0145	U	mg/Kg-dry	0.0134	U	mg/Kg-dry	NA	0.00110	0.145	yes
SO-FD-7	SO-SB40-01	SW3550B	SW8270C	Anthracene	0.0145	U	mg/Kg-dry	0.0134	U	mg/Kg-dry	NA	0.00110	0.145	yes
SO-FD-7	SO-SB40-01	SW3550B	SW8270C	Benzo[a]anthracene	0.029	U	mg/Kg-dry	0.0269	U	mg/Kg-dry	NA	0.00210	0.145	yes
SO-FD-7	SO-SB40-01	SW3550B	SW8270C	Benzo[a]pyrene	0.0435	U	mg/Kg-dry	0.0403	U	mg/Kg-dry	NA	0.00320	0.145	yes
SO-FD-7	SO-SB40-01	SW3550B	SW8270C	Benzo[b]fluoranthene	0.029	U	mg/Kg-dry	0.0269	U	mg/Kg-dry	NA	0.00210	0.145	yes
SO-FD-7	SO-SB40-01	SW3550B	SW8270C	Benzo[g,h,i]perylene	0.029	U	mg/Kg-dry	0.0269	U	mg/Kg-dry	NA	0.00210	0.145	yes
SO-FD-7	SO-SB40-01	SW3550B	SW8270C	Benzo[k]fluoranthene	0.0435	U	mg/Kg-dry	0.0403	U	mg/Kg-dry	NA	0.00320	0.145	yes

FIELD DUPLICATE	ORIGINAL SAMPLE	PREP METHOD	ANALYSIS METHOD	ANALYTE	FIELD DUPLICATE LABORATORY RESULT			ORIGINAL SAMPLE LABORATORY RESULT			RPD	DIFFER-ENCE	2xMQL	PASS
SO-FD-7	SO-SB40-01	SW3550B	SW8270C	Chrysene	0.029	U	mg/Kg-dry	0.0269	U	mg/Kg-dry	NA	0.00210	0.145	yes
SO-FD-7	SO-SB40-01	SW3550B	SW8270C	Dibenz[a,h]anthracene	0.029	U	mg/Kg-dry	0.0269	U	mg/Kg-dry	NA	0.00210	0.145	yes
SO-FD-7	SO-SB40-01	SW3550B	SW8270C	Fluoranthene	0.0189	J	mg/Kg-dry	0.0134	U	mg/Kg-dry	NA	0.00550	0.145	yes
SO-FD-7	SO-SB40-01	SW3550B	SW8270C	Fluorene	0.0145	U	mg/Kg-dry	0.0134	U	mg/Kg-dry	NA	0.00110	0.145	yes
SO-FD-7	SO-SB40-01	SW3550B	SW8270C	Indeno[1,2,3-cd]pyrene	0.0145	U	mg/Kg-dry	0.0134	U	mg/Kg-dry	NA	0.00110	0.145	yes
SO-FD-7	SO-SB40-01	SW3550B	SW8270C	Naphthalene	0.0145	U	mg/Kg-dry	0.0134	U	mg/Kg-dry	NA	0.00110	0.145	yes
SO-FD-7	SO-SB40-01	SW3550B	SW8270C	Phenanthrene	0.0145	U	mg/Kg-dry	0.0134	U	mg/Kg-dry	NA	0.00110	0.145	yes
SO-FD-7	SO-SB40-01	SW3550B	SW8270C	Pyrene	0.029	U	mg/Kg-dry	0.0269	U	mg/Kg-dry	NA	0.00210	0.145	yes
SO-FD-7	SO-SB40-01	METHOD	TX1005	T/R Hydrocarbons: >C12-C28	10.9	U	mg/Kg-dry	10.7	U	mg/Kg-dry	NA	0.20000	62.4	yes
SO-FD-7	SO-SB40-01	METHOD	TX1005	T/R Hydrocarbons: >C28-C35	10.9	U	mg/Kg-dry	10.7	U	mg/Kg-dry	NA	0.20000	62.4	yes
SO-FD-7	SO-SB40-01	METHOD	TX1005	T/R Hydrocarbons: C6-C12	10.9	U	mg/Kg-dry	10.7	U	mg/Kg-dry	NA	0.20000	62.4	yes
SO-FD-7	SO-SB40-01	METHOD	TX1005	T/R Hydrocarbons: C6-C35	10.9	U	mg/Kg-dry	10.7	U	mg/Kg-dry	NA	0.20000	62.4	yes
GW-DUP-1	GW-08	5030	8260	1,1,1-Trichloroethane	0.0002	U	mg/L	0.0002	U	mg/L	NA	0.00000	0.002	yes
GW-DUP-1	GW-08	5030	8260	1,1,2,2-Tetrachloroethane	0.0002	U	mg/L	0.0002	U	mg/L	NA	0.00000	0.002	yes
GW-DUP-1	GW-08	5030	8260	1,1,2-Trichloroethane	0.0002	U	mg/L	0.0002	U	mg/L	NA	0.00000	0.002	yes
GW-DUP-1	GW-08	5030	8260	1,1,2-Trichlorotrifluoroethane	0.005	U	mg/L	0.005	U	mg/L	NA	0.00000	0.03	yes
GW-DUP-1	GW-08	5030	8260	1,1-Dichloroethane	0.0002	U	mg/L	0.0002	U	mg/L	NA	0.00000	0.002	yes
GW-DUP-1	GW-08	5030	8260	1,1-Dichloroethene	0.0002	U	mg/L	0.0002	U	mg/L	NA	0.00000	0.002	yes
GW-DUP-1	GW-08	5030	8260	1,2,4-Trichlorobenzene	0.0015	U	mg/L	0.0015	U	mg/L	NA	0.00000	0.01	yes
GW-DUP-1	GW-08	5030	8260	1,2-Dibromo-3-chloropropane	0.003	U	mg/L	0.003	U	mg/L	NA	0.00000	0.02	yes
GW-DUP-1	GW-08	5030	8260	1,2-Dibromoethane	0.0002	U	mg/L	0.0002	U	mg/L	NA	0.00000	0.002	yes
GW-DUP-1	GW-08	5030	8260	1,2-Dichlorobenzene	0.0003	U	mg/L	0.0003	U	mg/L	NA	0.00000	0.002	yes
GW-DUP-1	GW-08	5030	8260	1,2-Dichloroethane	0.0003	U	mg/L	0.0003	U	mg/L	NA	0.00000	0.002	yes
GW-DUP-1	GW-08	5030	8260	1,2-Dichloropropane	0.0002	U	mg/L	0.0002	U	mg/L	NA	0.00000	0.002	yes
GW-DUP-1	GW-08	5030	8260	1,3-Dichlorobenzene	0.0003	U	mg/L	0.0003	U	mg/L	NA	0.00000	0.002	yes
GW-DUP-1	GW-08	5030	8260	1,4-Dichlorobenzene	0.0003	U	mg/L	0.0003	U	mg/L	NA	0.00000	0.002	yes
GW-DUP-1	GW-08	5030	8260	2-Butanone	0.005	U	mg/L	0.005	U	mg/L	NA	0.00000	0.03	yes
GW-DUP-1	GW-08	5030	8260	2-Hexanone	0.005	U	mg/L	0.005	U	mg/L	NA	0.00000	0.03	yes
GW-DUP-1	GW-08	5030	8260	4-Methyl-2-pentanone	0.005	U	mg/L	0.005	U	mg/L	NA	0.00000	0.03	yes
GW-DUP-1	GW-08	5030	8260	Acetone	0.0334		mg/L	0.0349		mg/L	4.4	NA	NA	yes
GW-DUP-1	GW-08	5030	8260	Benzene	0.0002	U	mg/L	0.0002	U	mg/L	NA	0.00000	0.002	yes
GW-DUP-1	GW-08	5030	8260	Bromodichloromethane	0.0002	U	mg/L	0.0002	U	mg/L	NA	0.00000	0.002	yes
GW-DUP-1	GW-08	5030	8260	Bromoform	0.0002	U	mg/L	0.0002	U	mg/L	NA	0.00000	0.002	yes
GW-DUP-1	GW-08	5030	8260	Bromomethane	0.0003	U	mg/L	0.0003	U	mg/L	NA	0.00000	0.002	yes

FIELD DUPLICATE	ORIGINAL SAMPLE	PREP METHOD	ANALYSIS METHOD	ANALYTE	FIELD DUPLICATE LABORATORY RESULT			ORIGINAL SAMPLE LABORATORY RESULT			RPD	DIFFER-ENCE	2xMQL	PASS
GW-DUP-1	GW-08	5030	8260	Carbon disulfide	0.005	U	mg/L	0.005	U	mg/L	NA	0.00000	0.03	yes
GW-DUP-1	GW-08	5030	8260	Carbon tetrachloride	0.0002	U	mg/L	0.0002	U	mg/L	NA	0.00000	0.002	yes
GW-DUP-1	GW-08	5030	8260	Chlorobenzene	0.0002	U	mg/L	0.0002	U	mg/L	NA	0.00000	0.002	yes
GW-DUP-1	GW-08	5030	8260	Chloroethane	0.0003	U	mg/L	0.0003	U	mg/L	NA	0.00000	0.002	yes
GW-DUP-1	GW-08	5030	8260	Chloroform	0.0003	U	mg/L	0.0003	U	mg/L	NA	0.00000	0.002	yes
GW-DUP-1	GW-08	5030	8260	Chloromethane	0.0003	U	mg/L	0.0003	U	mg/L	NA	0.00000	0.002	yes
GW-DUP-1	GW-08	5030	8260	cis-1,2-Dichloroethene	0.0002	U	mg/L	0.0002	U	mg/L	NA	0.00000	0.002	yes
GW-DUP-1	GW-08	5030	8260	cis-1,3-Dichloropropene	0.0002	U	mg/L	0.0002	U	mg/L	NA	0.00000	0.002	yes
GW-DUP-1	GW-08	5030	8260	Cyclohexane	0.005	U	mg/L	0.005	U	mg/L	NA	0.00000	0.03	yes
GW-DUP-1	GW-08	5030	8260	Dibromochloromethane	0.0002	U	mg/L	0.0002	U	mg/L	NA	0.00000	0.002	yes
GW-DUP-1	GW-08	5030	8260	Dichlorodifluoromethane	0.0002	U	mg/L	0.0002	U	mg/L	NA	0.00000	0.002	yes
GW-DUP-1	GW-08	5030	8260	Ethylbenzene	0.0003	U	mg/L	0.0003	U	mg/L	NA	0.00000	0.002	yes
GW-DUP-1	GW-08	5030	8260	Isopropylbenzene	0.0043		mg/L	0.00418		mg/L	2.8	NA	NA	yes
GW-DUP-1	GW-08	5030	8260	m,p-Xylene	0.0006	U	mg/L	0.0006	U	mg/L	NA	0.00000	0.004	yes
GW-DUP-1	GW-08	5030	8260	Methyl Acetate	0.005	U	mg/L	0.005	U	mg/L	NA	0.00000	0.03	yes
GW-DUP-1	GW-08	5030	8260	Methyl tert-butyl ether	0.0003	U	mg/L	0.0003	U	mg/L	NA	0.00000	0.002	yes
GW-DUP-1	GW-08	5030	8260	Methylcyclohexane	0.005	U	mg/L	0.005	U	mg/L	NA	0.00000	0.03	yes
GW-DUP-1	GW-08	5030	8260	Methylene chloride	0.0025	U	mg/L	0.0025	U	mg/L	NA	0.00000	0.005	yes
GW-DUP-1	GW-08	5030	8260	o-Xylene	0.0003	U	mg/L	0.0003	U	mg/L	NA	0.00000	0.002	yes
GW-DUP-1	GW-08	5030	8260	Styrene	0.0002	U	mg/L	0.0002	U	mg/L	NA	0.00000	0.002	yes
GW-DUP-1	GW-08	5030	8260	Tetrachloroethene	0.0006	U	mg/L	0.0006	U	mg/L	NA	0.00000	0.004	yes
GW-DUP-1	GW-08	5030	8260	Toluene	0.0006	U	mg/L	0.0006	U	mg/L	NA	0.00000	0.004	yes
GW-DUP-1	GW-08	5030	8260	trans-1,2-Dichloroethene	0.0002	U	mg/L	0.0002	U	mg/L	NA	0.00000	0.002	yes
GW-DUP-1	GW-08	5030	8260	trans-1,3-Dichloropropene	0.0002	U	mg/L	0.0002	U	mg/L	NA	0.00000	0.002	yes
GW-DUP-1	GW-08	5030	8260	Trichloroethene	0.0006	U	mg/L	0.0006	U	mg/L	NA	0.00000	0.004	yes
GW-DUP-1	GW-08	5030	8260	Trichlorofluoromethane	0.0002	U	mg/L	0.0002	U	mg/L	NA	0.00000	0.002	yes
GW-DUP-1	GW-08	5030	8260	Vinyl chloride	0.0001	U	mg/L	0.0001	U	mg/L	NA	0.00000	0.002	yes
GW-DUP-1	GW-08	SW3510C	SW8270C	Acenaphthene	0.000237		mg/L	0.0002		mg/L	17	NA	NA	yes
GW-DUP-1	GW-08	SW3510C	SW8270C	Acenaphthylene	0.000025	U	mg/L	0.000025	U	mg/L	NA	0.00000	0.0001	yes
GW-DUP-1	GW-08	SW3510C	SW8270C	Anthracene	0.00003	J	mg/L	0.0000262	J	mg/L	NA	0.00000	0.0001	yes
GW-DUP-1	GW-08	SW3510C	SW8270C	Benzo[a]anthracene	0.000025	U	mg/L	0.000025	U	mg/L	NA	0.00000	0.0001	yes
GW-DUP-1	GW-08	SW3510C	SW8270C	Benzo[a]pyrene	0.000025	U	mg/L	0.000025	U	mg/L	NA	0.00000	0.0001	yes
GW-DUP-1	GW-08	SW3510C	SW8270C	Benzo[b]fluoranthene	0.000025	U	mg/L	0.000025	U	mg/L	NA	0.00000	0.0001	yes
GW-DUP-1	GW-08	SW3510C	SW8270C	Benzo[g,h,i]perylene	0.000025	U	mg/L	0.000025	U	mg/L	NA	0.00000	0.0001	yes

FIELD DUPLICATE	ORIGINAL SAMPLE	PREP METHOD	ANALYSIS METHOD	ANALYTE	FIELD DUPLICATE LABORATORY RESULT			ORIGINAL SAMPLE LABORATORY RESULT			RPD	DIFFER-ENCE	2xMQL	PASS
GW-DUP-1	GW-08	SW3510C	SW8270C	Benzo[k]fluoranthene	0.000025	U	mg/L	0.000025	U	mg/L	NA	0.00000	0.0001	yes
GW-DUP-1	GW-08	SW3510C	SW8270C	Chrysene	0.000025	U	mg/L	0.000025	U	mg/L	NA	0.00000	0.0001	yes
GW-DUP-1	GW-08	SW3510C	SW8270C	Dibenz[a,h]anthracene	0.000005	U	mg/L	0.000005	U	mg/L	NA	0.00000	0.00002	yes
GW-DUP-1	GW-08	SW3510C	SW8270C	Fluoranthene	0.0000364	J	mg/L	0.0000357	J	mg/L	NA	0.00000	0.0001	yes
GW-DUP-1	GW-08	SW3510C	SW8270C	Fluorene	0.000025	U	mg/L	0.0000522		mg/L	NA	0.00003	0.0001	yes
GW-DUP-1	GW-08	SW3510C	SW8270C	Indeno[1,2,3-cd]pyrene	0.000025	U	mg/L	0.000025	U	mg/L	NA	0.00000	0.0001	yes
GW-DUP-1	GW-08	SW3510C	SW8270C	Naphthalene	0.000381		mg/L	0.000301		mg/L	24	NA	NA	yes
GW-DUP-1	GW-08	SW3510C	SW8270C	Phenanthrene	0.0000535		mg/L	0.0000382	J	mg/L	NA	0.00002	0.0001	yes
GW-DUP-1	GW-08	SW3510C	SW8270C	Pyrene	0.0000437	J	mg/L	0.0000418	J	mg/L	NA	0.00000	0.0001	yes
GW-DUP-1	GW-08	METHOD	TX1005	T/R Hydrocarbons: >C12-C28	0.686	U	mg/L	0.697	U	mg/L	NA	0.01100	3.98	yes
GW-DUP-1	GW-08	METHOD	TX1005	T/R Hydrocarbons: >C28-C35	0.686	U	mg/L	0.697	U	mg/L	NA	0.01100	3.98	yes
GW-DUP-1	GW-08	METHOD	TX1005	T/R Hydrocarbons: C6-C12	0.686	U	mg/L	0.697	U	mg/L	NA	0.01100	3.98	yes
GW-DUP-1	GW-08	METHOD	TX1005	T/R Hydrocarbons: C6-C35	0.686	U	mg/L	0.697	U	mg/L	NA	0.01100	3.98	yes

ATTACHMENT A

LABORATORY NELAP ACCREDITATION CERTIFICATE

Texas Commission on Environmental Quality

NELAP - Recognized Laboratory Fields of Accreditation

Certificate:	**T104704211-10-3**
Expiration Date:	**4/30/2011**
Issue Date:	**6/2/2010**

DHL Analytical Inc.

2300 Double Creek Drive
Round Rock, TX 78664-3801

These fields of accreditation supercedeall previous fields. The Texas Commission on Environmental Quality urges customers to verify the laboratory's current accreditation status for particular methods and analyses.

Matrix: ***Non Potable Water***

Method EPA 1010

Analyte	AB	Analyte ID	Method ID
Ignitability	TX	1780	10116606

Method EPA 120.1

Analyte	AB	Analyte ID	Method ID
Conductivity	TX	1610	10006403

Method EPA 1311

Analyte	AB	Analyte ID	Method ID
TCLP	TX	849	10118806

Method EPA 1312

Analyte	AB	Analyte ID	Method ID
SPLP	TX	850	10119003

Method EPA 150.1

Analyte	AB	Analyte ID	Method ID
pH	TX	1900	10008409

Method EPA 160.1

Analyte	AB	Analyte ID	Method ID
Residue-filterable (TDS)	TX	1955	10009208

Method EPA 160.2

Analyte	AB	Analyte ID	Method ID
Residue-nonfilterable (TSS)	TX	1960	10009606

Method EPA 180.1

Analyte	AB	Analyte ID	Method ID
Turbidity	TX	2055	10011606

Method EPA 200.8

Analyte	AB	Analyte ID	Method ID
Aluminum	TX	1000	10014605
Antimony	TX	1005	10014605
Arsenic	TX	1010	10014605
Barium	TX	1015	10014605
Beryllium	TX	1020	10014605
Boron	TX	1025	10014605

Texas Commission on Environmental Quality

NELAP - Recognized Laboratory Fields of Accreditation

Certificate:	T104704211-10-3
Expiration Date:	4/30/2011
Issue Date:	6/2/2010

DHL Analytical Inc.

2300 Double Creek Drive
Round Rock, TX 78664-3801

These fields of accreditation supercedeall previous fields. The Texas Commission on Environmental Quality urges customers to verify the laboratory's current accreditation status for particular methods and analyses.

Matrix: ***Non Potable Water***

Cadmium	TX	1030	10014605
Calcium	TX	1035	10014605
Chromium	TX	1040	10014605
Cobalt	TX	1050	10014605
Copper	TX	1055	10014605
Iron	TX	1070	10014605
Lead	TX	1075	10014605
Magnesium	TX	1085	10014605
Manganese	TX	1090	10014605
Molybdenum	TX	1100	10014605
Nickel	TX	1105	10014605
Potassium	TX	1125	10014605
Selenium	TX	1140	10014605
Silver	TX	1150	10014605
Sodium	TX	1155	10014605
Strontium	TX	1160	10014605
Thallium	TX	1165	10014605
Tin	TX	1175	10014605
Titanium	TX	1180	10014605
Vanadium	TX	1185	10014605
Zinc	TX	1190	10014605

Method EPA 245.1

Analyte	AB	Analyte ID	Method ID
Mercury	TX	1095	10036609

Method EPA 300.0

Analyte	AB	Analyte ID	Method ID
Bromide	TX	1540	10053006
Chloride	TX	1575	10053006
Fluoride	TX	1730	10053006
Nitrate as N	TX	1810	10053006
Nitrate-nitrite	TX	1820	10053006

Texas Commission on Environmental Quality

NELAP - Recognized Laboratory Fields of Accreditation

Certificate:	T104704211-10-3
Expiration Date:	4/30/2011
Issue Date:	6/2/2010

DHL Analytical Inc.

2300 Double Creek Drive
Round Rock, TX 78664-3801

These fields of accreditation supercedeall previous fields. The Texas Commission on Environmental Quality urges customers to verify the laboratory's current accreditation status for particular methods and analyses.

Matrix: ***Non Potable Water***

Nitrite as N	TX	1840	10053006
Sulfate	TX	2000	10053006

Method EPA 305.1

Analyte	AB	Analyte ID	Method ID
Acidity, as CaCO3	TX	1500	10054203

Method EPA 310.1

Analyte	AB	Analyte ID	Method ID
Alkalinity as CaCO3	TX	1505	10054805

Method EPA 335.1

Analyte	AB	Analyte ID	Method ID
Amenable cyanide	TX	1510	10060001

Method EPA 335.2

Analyte	AB	Analyte ID	Method ID
Total cyanide	TX	1645	10060205

Method EPA 365.2

Analyte	AB	Analyte ID	Method ID
Orthophosphate as P	TX	1870	10070403
Phosphorus, total	TX	1910	10070403

Method EPA 370.1

Analyte	AB	Analyte ID	Method ID
Silica-dissolved	TX	1995	10072001

Method EPA 376.2

Analyte	AB	Analyte ID	Method ID
Sulfide	TX	2005	10074609

Method EPA 415.1

Analyte	AB	Analyte ID	Method ID
Total organic carbon	TX	2040	10078407

Method EPA 602

Analyte	AB	Analyte ID	Method ID
Benzene	TX	4375	10102202
Ethylbenzene	TX	4765	10102202
m+p-xylene	TX	5240	10102202

Texas Commission on Environmental Quality

NELAP - Recognized Laboratory Fields of Accreditation

Certificate:	T104704211-10-3
Expiration Date:	4/30/2011
Issue Date:	6/2/2010

DHL Analytical Inc.

2300 Double Creek Drive
Round Rock, TX 78664-3801

These fields of accreditation supercedeall previous fields. The Texas Commission on Environmental Quality urges customers to verify the laboratory's current accreditation status for particular methods and analyses.

Matrix: ***Non Potable Water***

Methyl tert-butyl ether (MTBE)	TX	5000	10102202
o-Xylene	TX	5250	10102202
Toluene	TX	5140	10102202
Xylene (total)	TX	5260	10102202

Method EPA 6020

Analyte	AB	Analyte ID	Method ID
Aluminum	TX	1000	10156204
Antimony	TX	1005	10156204
Arsenic	TX	1010	10156204
Barium	TX	1015	10156204
Beryllium	TX	1020	10156204
Boron	TX	1025	10156204
Cadmium	TX	1030	10156204
Calcium	TX	1035	10156204
Chromium	TX	1040	10156204
Cobalt	TX	1050	10156204
Copper	TX	1055	10156204
Iron	TX	1070	10156204
Lead	TX	1075	10156204
Lithium	TX	1080	10156204
Manganese	TX	1090	10156204
Molybdenum	TX	1100	10156204
Nickel	TX	1105	10156204
Potassium	TX	1125	10156204
Selenium	TX	1140	10156204
Silver	TX	1150	10156204
Sodium	TX	1155	10156204
Strontium	TX	1160	10156204
Thallium	TX	1165	10156204
Tin	TX	1175	10156204
Titanium	TX	1180	10156204

Texas Commission on Environmental Quality

NELAP - Recognized Laboratory Fields of Accreditation

Certificate: T104704211-10-3
Expiration Date: 4/30/2011
Issue Date: 6/2/2010

DHL Analytical Inc.

2300 Double Creek Drive
Round Rock, TX 78664-3801

These fields of accreditation supercedeall previous fields. The Texas Commission on Environmental Quality urges customers to verify the laboratory's current accreditation status for particular methods and analyses.

Matrix: ***Non Potable Water***

Vanadium	TX	1185	10156204
Zinc	TX	1190	10156204

Method EPA 608

Analyte	AB	Analyte ID	Method ID
4,4'-DDD	TX	7355	10103603
4,4'-DDE	TX	7360	10103603
4,4'-DDT	TX	7365	10103603
Aldrin	TX	7025	10103603
alpha-BHC (alpha-Hexachlorocyclohexane)	TX	7110	10103603
alpha-Chlordane	TX	7240	10103603
Aroclor-1016 (PCB-1016)	TX	8880	10103603
Aroclor-1221 (PCB-1221)	TX	8885	10103603
Aroclor-1232 (PCB-1232)	TX	8890	10103603
Aroclor-1242 (PCB-1242)	TX	8895	10103603
Aroclor-1248 (PCB-1248)	TX	8900	10103603
Aroclor-1254 (PCB-1254)	TX	8905	10103603
Aroclor-1260 (PCB-1260)	TX	8910	10103603
beta-BHC (beta-Hexachlorocyclohexane)	TX	7115	10103603
Chlordane (tech.)	TX	7250	10103603
delta-BHC (delta-Hexachlorocyclohexane)	TX	7105	10103603
Dieldrin	TX	7470	10103603
Endosulfan I	TX	7510	10103603
Endosulfan II	TX	7515	10103603
Endosulfan sulfate	TX	7520	10103603
Endrin	TX	7540	10103603
Endrin aldehyde	TX	7530	10103603
gamma-BHC (Lindane, gamma-Hexachlorocyclohexane)	TX	7120	10103603
gamma-Chlordane	TX	7245	10103603
Heptachlor	TX	7685	10103603
Heptachlor epoxide	TX	7690	10103603
Methoxychlor	TX	7810	10103603

Texas Commission on Environmental Quality

NELAP - Recognized Laboratory Fields of Accreditation

Certificate:	T104704211-10-3
Expiration Date:	4/30/2011
Issue Date:	6/2/2010

DHL Analytical Inc.

2300 Double Creek Drive
Round Rock, TX 78664-3801

These fields of accreditation supercedeall previous fields. The Texas Commission on Environmental Quality urges customers to verify the laboratory's current accreditation status for particular methods and analyses.

Matrix: ***Non Potable Water***

Toxaphene (Chlorinated camphene)	TX	8250	10103603

Method EPA 624

Analyte	AB	Analyte ID	Method ID
1,1,1-Trichloroethane	TX	5160	10107207
1,1,2,2-Tetrachloroethane	TX	5110	10107207
1,1,2-Trichloroethane	TX	5165	10107207
1,1-Dichloroethane	TX	4630	10107207
1,1-Dichloroethylene (1,1-Dichloroethene)	TX	4640	10107207
1,2-Dibromoethane (EDB, Ethylene dibromide)	TX	4585	10107207
1,2-Dichlorobenzene	TX	4610	10107207
1,2-Dichloroethane	TX	4635	10107207
1,2-Dichloropropane	TX	4655	10107207
1,3-Dichlorobenzene	TX	4615	10107207
1,4-Dichlorobenzene	TX	4620	10107207
2-Butanone (Methyl ethyl ketone, MEK)	TX	4410	10107207
2-Chloroethyl vinyl ether	TX	4500	10107207
Acetone	TX	4315	10107207
Acrolein (Propenal)	TX	4325	10107207
Acrylonitrile	TX	4340	10107207
Benzene	TX	4375	10107207
Bromodichloromethane	TX	4395	10107207
Bromoform	TX	4400	10107207
Bromomethane (Methyl bromide)	TX	4950	10107207
Carbon tetrachloride	TX	4455	10107207
Chlorobenzene	TX	4475	10107207
Chloroethane	TX	4485	10107207
Chloroform	TX	4505	10107207
Chloromethane (Methyl chloride)	TX	4960	10107207
cis-1,2-Dichloroethylene	TX	4645	10107207
cis-1,3-Dichloropropylene	TX	4680	10107207
Dibromochloromethane	TX	4575	10107207

Texas Commission on Environmental Quality

NELAP - Recognized Laboratory Fields of Accreditation

Certificate: T104704211-10-3
Expiration Date: 4/30/2011
Issue Date: 6/2/2010

DHL Analytical Inc.

2300 Double Creek Drive
Round Rock, TX 78664-3801

These fields of accreditation supercedeall previous fields. The Texas Commission on Environmental Quality urges customers to verify the laboratory's current accreditation status for particular methods and analyses.

Matrix: ***Non Potable Water***

Ethylbenzene	TX	4765	10107207
m+p-xylene	TX	5240	10107207
Methyl tert-butyl ether (MTBE)	TX	5000	10107207
Methylene chloride	TX	4975	10107207
Naphthalene	TX	5005	10107207
o-Xylene	TX	5250	10107207
Tetrachloroethylene (Perchloroethylene)	TX	5115	10107207
Toluene	TX	5140	10107207
Total trihalomethanes	TX	5205	10107207
trans-1,2-Dichloroethylene	TX	4700	10107207
trans-1,3-Dichloropropylene	TX	4685	10107207
Trichloroethene (Trichloroethylene)	TX	5170	10107207
Trichlorofluoromethane	TX	5175	10107207
Vinyl chloride	TX	5235	10107207
Xylene (total)	TX	5260	10107207

Method EPA 625

Analyte	**AB**	**Analyte ID**	**Method ID**
1,2,4,5-Tetrachlorobenzene	TX	6715	10107401
1,2,4-Trichlorobenzene	TX	5155	10107401
1,2-Dichlorobenzene	TX	4610	10107401
1,2-Diphenylhydrazine	TX	6220	10107401
1,3-Dichlorobenzene	TX	4615	10107401
1,4-Dichlorobenzene	TX	4620	10107401
2,3,4,6-Tetrachlorophenol	TX	6735	10107401
2,4,5-Trichlorophenol	TX	6835	10107401
2,4,6-Trichlorophenol	TX	6840	10107401
2,4-Dichlorophenol	TX	6000	10107401
2,4-Dimethylphenol	TX	6130	10107401
2,4-Dinitrophenol	TX	6175	10107401
2,4-Dinitrotoluene (2,4-DNT)	TX	6185	10107401
2,6-Dinitrotoluene (2,6-DNT)	TX	6190	10107401

Texas Commission on Environmental Quality

NELAP - Recognized Laboratory Fields of Accreditation

Certificate:	**T104704211-10-3**
Expiration Date:	**4/30/2011**
Issue Date:	**6/2/2010**

DHL Analytical Inc.

2300 Double Creek Drive
Round Rock, TX 78664-3801

These fields of accreditation supercedeall previous fields. The Texas Commission on Environmental Quality urges customers to verify the laboratory's current accreditation status for particular methods and analyses.

Matrix: *Non Potable Water*

2-Chloronaphthalene	TX	5795	10107401
2-Chlorophenol	TX	5800	10107401
2-Methyl-4,6-dinitrophenol	TX	6360	10107401
2-Methylphenol (o-Cresol)	TX	6400	10107401
2-Nitrophenol	TX	6490	10107401
3,3'-Dichlorobenzidine	TX	5945	10107401
4,4'-DDD	TX	7355	10107401
4,4'-DDE	TX	7360	10107401
4,4'-DDT	TX	7365	10107401
4-Bromophenyl phenyl ether	TX	5660	10107401
4-Chloro-3-methylphenol	TX	5700	10107401
4-Chlorophenyl phenylether	TX	5825	10107401
4-Methylphenol (p-Cresol)	TX	6410	10107401
4-Nitrophenol	TX	6500	10107401
Acenaphthene	TX	5500	10107401
Acenaphthylene	TX	5505	10107401
Aldrin	TX	7025	10107401
alpha-BHC (alpha-Hexachlorocyclohexane)	TX	7110	10107401
alpha-Chlordane	TX	7240	10107401
Anthracene	TX	5555	10107401
Aroclor-1016 (PCB-1016)	TX	8880	10107401
Aroclor-1221 (PCB-1221)	TX	8885	10107401
Aroclor-1232 (PCB-1232)	TX	8890	10107401
Aroclor-1242 (PCB-1242)	TX	8895	10107401
Aroclor-1248 (PCB-1248)	TX	8900	10107401
Aroclor-1254 (PCB-1254)	TX	8905	10107401
Aroclor-1260 (PCB-1260)	TX	8910	10107401
Benzidine	TX	5595	10107401
Benzo(a)anthracene	TX	5575	10107401
Benzo(a)pyrene	TX	5580	10107401

Texas Commission on Environmental Quality

NELAP - Recognized Laboratory Fields of Accreditation

Certificate: T104704211-10-3
Expiration Date: 4/30/2011
Issue Date: 6/2/2010

DHL Analytical Inc.

2300 Double Creek Drive
Round Rock, TX 78664-3801

These fields of accreditation supercedeall previous fields. The Texas Commission on Environmental Quality urges customers to verify the laboratory's current accreditation status for particular methods and analyses.

Matrix: ***Non Potable Water***

Benzo(b)fluoranthene	TX	5585	10107401
Benzo(g,h,i)perylene	TX	5590	10107401
Benzo(k)fluoranthene	TX	5600	10107401
beta-BHC (beta-Hexachlorocyclohexane)	TX	7115	10107401
bis(2-Chloroethoxy)methane	TX	5760	10107401
bis(2-Chloroethyl) ether	TX	5765	10107401
bis(2-Chloroisopropyl) ether	TX	5780	10107401
bis(2-Ethylhexyl) phthalate (DEHP)	TX	6255	10107401
Butyl benzyl phthalate	TX	5670	10107401
Chrysene	TX	5855	10107401
delta-BHC (delta-Hexachlorocyclohexane)	TX	7105	10107401
Dibenz(a,h) anthracene	TX	5895	10107401
Dieldrin	TX	7470	10107401
Diethyl phthalate	TX	6070	10107401
Dimethyl phthalate	TX	6135	10107401
Di-n-butyl phthalate	TX	5925	10107401
Di-n-octyl phthalate	TX	6200	10107401
Endosulfan I	TX	7510	10107401
Endosulfan II	TX	7515	10107401
Endosulfan sulfate	TX	7520	10107401
Endrin	TX	7540	10107401
Endrin aldehyde	TX	7530	10107401
Fluoranthene	TX	6265	10107401
Fluorene	TX	6270	10107401
gamma-BHC (Lindane, gamma-Hexachlorocyclohexane)	TX	7120	10107401
gamma-Chlordane	TX	7245	10107401
Heptachlor	TX	7685	10107401
Heptachlor epoxide	TX	7690	10107401
Hexachlorobenzene	TX	6275	10107401
Hexachlorobutadiene	TX	4835	10107401

Texas Commission on Environmental Quality

NELAP - Recognized Laboratory Fields of Accreditation

Certificate:	T104704211-10-3
Expiration Date:	4/30/2011
Issue Date:	6/2/2010

DHL Analytical Inc.

2300 Double Creek Drive
Round Rock, TX 78664-3801

These fields of accreditation supercedeall previous fields. The Texas Commission on Environmental Quality urges customers to verify the laboratory's current accreditation status for particular methods and analyses.

Matrix: ***Non Potable Water***

Hexachlorocyclopentadiene	TX	6285	10107401
Hexachloroethane	TX	4840	10107401
Indeno(1,2,3-cd) pyrene	TX	6315	10107401
Isophorone	TX	6320	10107401
Naphthalene	TX	5005	10107401
Nitrobenzene	TX	5015	10107401
n-Nitrosodiethylamine	TX	6525	10107401
n-Nitrosodimethylamine	TX	6530	10107401
n-Nitroso-di-n-butylamine	TX	5025	10107401
n-Nitrosodi-n-propylamine	TX	6545	10107401
n-Nitrosodiphenylamine	TX	6535	10107401
Pentachlorobenzene	TX	6590	10107401
Pentachlorophenol	TX	6605	10107401
Phenanthrene	TX	6615	10107401
Phenol	TX	6625	10107401
Pyrene	TX	6665	10107401
Pyridine	TX	5095	10107401
Toxaphene (Chlorinated camphene)	TX	8250	10107401

Method EPA 7196

Analyte	AB	Analyte ID	Method ID
Chromium VI	TX	1045	10162400

Method EPA 7470

Analyte	AB	Analyte ID	Method ID
Mercury	TX	1095	10165807

Method EPA 8011

Analyte	AB	Analyte ID	Method ID
1,2-Dibromoethane (EDB, Ethylene dibromide)	TX	4585	10173009

Method EPA 8015

Analyte	AB	Analyte ID	Method ID
Diesel range organics (DRO)	TX	9369	10173203
Ethylene glycol	TX	4785	10173203

Texas Commission on Environmental Quality

NELAP - Recognized Laboratory Fields of Accreditation

Certificate:	T104704211-10-3
Expiration Date:	4/30/2011
Issue Date:	6/2/2010

DHL Analytical Inc.

2300 Double Creek Drive
Round Rock, TX 78664-3801

These fields of accreditation supercedeall previous fields. The Texas Commission on Environmental Quality urges customers to verify the laboratory's current accreditation status for particular methods and analyses.

Matrix: ***Non Potable Water***

Gasoline range organics (GRO)	TX	9408	10173203
Propylene Glycol	TX	6657	10173203

Method EPA 8021

Analyte	AB	Analyte ID	Method ID
Benzene	TX	4375	10174808
Ethylbenzene	TX	4765	10174808
m+p-xylene	TX	5240	10174808
Methyl tert-butyl ether (MTBE)	TX	5000	10174808
o-Xylene	TX	5250	10174808
Toluene	TX	5140	10174808
Xylene (total)	TX	5260	10174808

Method EPA 8081

Analyte	AB	Analyte ID	Method ID
4,4'-DDD	TX	7355	10178606
4,4'-DDE	TX	7360	10178606
4,4'-DDT	TX	7365	10178606
Aldrin	TX	7025	10178606
alpha-BHC (alpha-Hexachlorocyclohexane)	TX	7110	10178606
alpha-Chlordane	TX	7240	10178606
beta-BHC (beta-Hexachlorocyclohexane)	TX	7115	10178606
Chlordane (tech.)	TX	7250	10178606
delta-BHC (delta-Hexachlorocyclohexane)	TX	7105	10178606
Dieldrin	TX	7470	10178606
Endosulfan I	TX	7510	10178606
Endosulfan II	TX	7515	10178606
Endosulfan sulfate	TX	7520	10178606
Endrin	TX	7540	10178606
Endrin aldehyde	TX	7530	10178606
Endrin ketone	TX	7535	10178606
gamma-BHC (Lindane, gamma-Hexachlorocyclohexane)	TX	7120	10178606
gamma-Chlordane	TX	7245	10178606

Texas Commission on Environmental Quality

NELAP - Recognized Laboratory Fields of Accreditation

Certificate:	T104704211-10-3
Expiration Date:	4/30/2011
Issue Date:	6/2/2010

DHL Analytical Inc.

2300 Double Creek Drive
Round Rock, TX 78664-3801

These fields of accreditation supercedeall previous fields. The Texas Commission on Environmental Quality urges customers to verify the laboratory's current accreditation status for particular methods and analyses.

Matrix: ***Non Potable Water***

Heptachlor	TX	7685	10178606
Heptachlor epoxide	TX	7690	10178606
Isodrin	TX	7725	10178606
Methoxychlor	TX	7810	10178606
Toxaphene (Chlorinated camphene)	TX	8250	10178606

Method EPA 8082

Analyte	AB	Analyte ID	Method ID
Aroclor-1016 (PCB-1016)	TX	8880	10179007
Aroclor-1221 (PCB-1221)	TX	8885	10179007
Aroclor-1232 (PCB-1232)	TX	8890	10179007
Aroclor-1242 (PCB-1242)	TX	8895	10179007
Aroclor-1248 (PCB-1248)	TX	8900	10179007
Aroclor-1254 (PCB-1254)	TX	8905	10179007
Aroclor-1260 (PCB-1260)	TX	8910	10179007
PCBs	TX	8870	10179007

Method EPA 8260

Analyte	AB	Analyte ID	Method ID
1,1,1,2-Tetrachloroethane	TX	5105	10184802
1,1,1-Trichloroethane	TX	5160	10184802
1,1,2,2-Tetrachloroethane	TX	5110	10184802
1,1,2-Trichloroethane	TX	5165	10184802
1,1-Dichloroethane	TX	4630	10184802
1,1-Dichloroethylene (1,1-Dichloroethene)	TX	4640	10184802
1,1-Dichloropropene	TX	4670	10184802
1,2,3-Trichlorobenzene	TX	5150	10184802
1,2,3-Trichloropropane	TX	5180	10184802
1,2,4-Trichlorobenzene	TX	5155	10184802
1,2,4-Trimethylbenzene	TX	5210	10184802
1,2-Dibromo-3-chloropropane (DBCP)	TX	4570	10184802
1,2-Dibromoethane (EDB, Ethylene dibromide)	TX	4585	10184802
1,2-Dichlorobenzene	TX	4610	10184802

Texas Commission on Environmental Quality

NELAP - Recognized Laboratory Fields of Accreditation

Certificate:	T104704211-10-3
Expiration Date:	4/30/2011
Issue Date:	6/2/2010

DHL Analytical Inc.

2300 Double Creek Drive
Round Rock, TX 78664-3801

These fields of accreditation supercedeall previous fields. The Texas Commission on Environmental Quality urges customers to verify the laboratory's current accreditation status for particular methods and analyses.

Matrix: *Non Potable Water*

1,2-Dichloroethane	TX	4635	10184802
1,2-Dichloropropane	TX	4655	10184802
1,3,5-Trimethylbenzene	TX	5215	10184802
1,3-Dichlorobenzene	TX	4615	10184802
1,3-Dichloropropane	TX	4660	10184802
1,4-Dichlorobenzene	TX	4620	10184802
1-Chlorohexane	TX	4510	10184802
2,2-Dichloropropane	TX	4665	10184802
2-Butanone (Methyl ethyl ketone, MEK)	TX	4410	10184802
2-Chloroethyl vinyl ether	TX	4500	10184802
2-Chlorotoluene	TX	4535	10184802
2-Hexanone	TX	4860	10184802
4-Chlorotoluene	TX	4540	10184802
4-Isopropyltoluene	TX	4915	10184802
4-Methyl-2-pentanone (MIBK)	TX	4995	10184802
Acetone	TX	4315	10184802
Acrolein (Propenal)	TX	4325	10184802
Acrylonitrile	TX	4340	10184802
Benzene	TX	4375	10184802
Bromobenzene	TX	4385	10184802
Bromochloromethane	TX	4390	10184802
Bromodichloromethane	TX	4395	10184802
Bromoform	TX	4400	10184802
Bromomethane (Methyl bromide)	TX	4950	10184802
Carbon disulfide	TX	4450	10184802
Carbon tetrachloride	TX	4455	10184802
Chlorobenzene	TX	4475	10184802
Chloroethane	TX	4485	10184802
Chloroform	TX	4505	10184802
Chloromethane (Methyl chloride)	TX	4960	10184802

Texas Commission on Environmental Quality

NELAP - Recognized Laboratory Fields of Accreditation

Certificate:	**T104704211-10-3**
Expiration Date:	**4/30/2011**
Issue Date:	**6/2/2010**

DHL Analytical Inc.

2300 Double Creek Drive
Round Rock, TX 78664-3801

These fields of accreditation supercedeall previous fields. The Texas Commission on Environmental Quality urges customers to verify the laboratory's current accreditation status for particular methods and analyses.

Matrix: *Non Potable Water*

cis-1,2-Dichloroethylene	TX	4645	10184802
cis-1,3-Dichloropropylene	TX	4680	10184802
Dibromochloromethane	TX	4575	10184802
Dibromomethane	TX	4595	10184802
Dichlorodifluoromethane	TX	4625	10184802
Ethylbenzene	TX	4765	10184802
Ethyl-t-butylether (ETBE)	TX	4770	10184802
Hexachlorobutadiene	TX	4835	10184802
Iodomethane (Methyl iodide)	TX	4870	10184802
Isopropyl ether	TX	4905	10184802
Isopropylbenzene	TX	4900	10184802
m+p-xylene	TX	5240	10184802
Methyl acetate	TX	4940	10184802
Methyl tert-butyl ether (MTBE)	TX	5000	10184802
Methylcyclohexane	TX	4965	10184802
Methylene chloride	TX	4975	10184802
Naphthalene	TX	5005	10184802
n-Butylbenzene	TX	4435	10184802
n-Propylbenzene	TX	5090	10184802
o-Xylene	TX	5250	10184802
sec-Butylbenzene	TX	4440	10184802
Styrene	TX	5100	10184802
T-amylmethylether (TAME)	TX	4370	10184802
tert-Butyl alcohol	TX	4420	10184802
tert-Butylbenzene	TX	4445	10184802
Tetrachloroethylene (Perchloroethylene)	TX	5115	10184802
Toluene	TX	5140	10184802
Total trihalomethanes	TX	5205	10184802
trans-1,2-Dichloroethylene	TX	4700	10184802
trans-1,3-Dichloropropylene	TX	4685	10184802

Texas Commission on Environmental Quality

NELAP - Recognized Laboratory Fields of Accreditation

Certificate:	T104704211-10-3
Expiration Date:	4/30/2011
Issue Date:	6/2/2010

DHL Analytical Inc.

2300 Double Creek Drive
Round Rock, TX 78664-3801

These fields of accreditation supercedeall previous fields. The Texas Commission on Environmental Quality urges customers to verify the laboratory's current accreditation status for particular methods and analyses.

Matrix: ***Non Potable Water***

trans-1,4-Dichloro-2-butene	TX	4605	10184802
Trichloroethene (Trichloroethylene)	TX	5170	10184802
Trichlorofluoromethane	TX	5175	10184802
Trichlorotrifluoroethane	TX	5185	10184802
Vinyl acetate	TX	5225	10184802
Vinyl chloride	TX	5235	10184802
Xylene (total)	TX	5260	10184802

Method EPA 8270

Analyte	AB	Analyte ID	Method ID
1,2,4,5-Tetrachlorobenzene	TX	6715	10185805
1,2,4-Trichlorobenzene	TX	5155	10185805
1,2-Dichlorobenzene	TX	4610	10185805
1,2-Diphenylhydrazine	TX	6220	10185805
1,3-Dichlorobenzene	TX	4615	10185805
1,4-Dichlorobenzene	TX	4620	10185805
1-Naphthylamine	TX	6425	10185805
2,3,4,6-Tetrachlorophenol	TX	6735	10185805
2,4,5-Trichlorophenol	TX	6835	10185805
2,4,6-Trichlorophenol	TX	6840	10185805
2,4-Dichlorophenol	TX	6000	10185805
2,4-Dimethylphenol	TX	6130	10185805
2,4-Dinitrophenol	TX	6175	10185805
2,4-Dinitrotoluene (2,4-DNT)	TX	6185	10185805
2,6-Dichlorophenol	TX	6005	10185805
2,6-Dinitrotoluene (2,6-DNT)	TX	6190	10185805
2-Chloronaphthalene	TX	5795	10185805
2-Chlorophenol	TX	5800	10185805
2-Methyl-4,6-dinitrophenol	TX	6360	10185805
2-Methylnaphthalene	TX	6385	10185805
2-Methylphenol (o-Cresol)	TX	6400	10185805
2-Naphthylamine	TX	6430	10185805

Texas Commission on Environmental Quality

NELAP - Recognized Laboratory Fields of Accreditation

Certificate:	T104704211-10-3
Expiration Date:	4/30/2011
Issue Date:	6/2/2010

DHL Analytical Inc.

2300 Double Creek Drive
Round Rock, TX 78664-3801

These fields of accreditation supercedeall previous fields. The Texas Commission on Environmental Quality urges customers to verify the laboratory's current accreditation status for particular methods and analyses.

Matrix: *Non Potable Water*

2-Nitroaniline	TX	6460	10185805
2-Nitrophenol	TX	6490	10185805
2-Picoline (2-Methylpyridine)	TX	5050	10185805
3,3'-Dichlorobenzidine	TX	5945	10185805
3-Methylcholanthrene	TX	6355	10185805
3-Nitroaniline	TX	6465	10185805
4,4'-DDD	TX	7355	10185805
4,4'-DDE	TX	7360	10186002
4,4'-DDT	TX	7365	10185805
4-Aminobiphenyl	TX	5540	10185805
4-Bromophenyl phenyl ether	TX	5660	10185805
4-Chloro-3-methylphenol	TX	5700	10185805
4-Chloroaniline	TX	5745	10185805
4-Chlorophenyl phenylether	TX	5825	10185805
4-Dimethyl aminoazobenzene	TX	6105	10185805
4-Methylphenol (p-Cresol)	TX	6410	10185805
4-Nitroaniline	TX	6470	10185805
4-Nitrophenol	TX	6500	10185805
7,12-Dimethylbenz(a) anthracene	TX	6115	10185805
a-a-Dimethylphenethylamine	TX	6125	10185805
Acenaphthene	TX	5500	10185805
Acenaphthylene	TX	5505	10185805
Acetophenone	TX	5510	10185805
Aldrin	TX	7025	10186002
alpha-BHC (alpha-Hexachlorocyclohexane)	TX	7110	10186002
alpha-Chlordane	TX	7240	10185601
Aniline	TX	5545	10185805
Anthracene	TX	5555	10185805
Aroclor-1016 (PCB-1016)	TX	8880	10186002
Aroclor-1221 (PCB-1221)	TX	8885	10185203

Texas Commission on Environmental Quality

NELAP - Recognized Laboratory Fields of Accreditation

Certificate:	T104704211-10-3
Expiration Date:	4/30/2011
Issue Date:	6/2/2010

DHL Analytical Inc.

2300 Double Creek Drive
Round Rock, TX 78664-3801

These fields of accreditation supercedeall previous fields. The Texas Commission on Environmental Quality urges customers to verify the laboratory's current accreditation status for particular methods and analyses.

Matrix: *Non Potable Water*

Aroclor-1232 (PCB-1232)	TX	8890	10185407
Aroclor-1242 (PCB-1242)	TX	8895	10185203
Aroclor-1248 (PCB-1248)	TX	8900	10186002
Aroclor-1254 (PCB-1254)	TX	8905	10185601
Aroclor-1260 (PCB-1260)	TX	8910	10185203
Atrazine	TX	7065	10185805
Azinphos-methyl (Guthion)	TX	7075	10185805
Benzidine	TX	5595	10185805
Benzo(a)anthracene	TX	5575	10185805
Benzo(a)pyrene	TX	5580	10185805
Benzo(b)fluoranthene	TX	5585	10185805
Benzo(e)pyrene	TX	5605	10185805
Benzo(g,h,i)perylene	TX	5590	10185805
Benzo(k)fluoranthene	TX	5600	10185805
Benzoic acid	TX	5610	10185805
Benzyl alcohol	TX	5630	10185805
beta-BHC (beta-Hexachlorocyclohexane)	TX	7115	10185203
Biphenyl	TX	5640	10185805
bis(2-Chloroethoxy)methane	TX	5760	10185805
bis(2-Chloroethyl) ether	TX	5765	10185805
bis(2-Chloroisopropyl) ether	TX	5780	10185805
bis(2-Ethylhexyl) phthalate (DEHP)	TX	6255	10185805
Butyl benzyl phthalate	TX	5670	10185805
Caprolactam	TX	7180	10185805
Carbaryl (Sevin)	TX	7195	10185407
Carbazole	TX	5680	10185805
Carbophenothion	TX	7220	10185407
Chlordane (tech.)	TX	7250	10185203
Chlorfenvinphos	TX	7255	10185805
Chrysene	TX	5855	10185805

Texas Commission on Environmental Quality

NELAP - Recognized Laboratory Fields of Accreditation

Certificate:	T104704211-10-3
Expiration Date:	4/30/2011
Issue Date:	6/2/2010

DHL Analytical Inc.

2300 Double Creek Drive
Round Rock, TX 78664-3801

These fields of accreditation supercedeall previous fields. The Texas Commission on Environmental Quality urges customers to verify the laboratory's current accreditation status for particular methods and analyses.

Matrix: *Non Potable Water*

Coumaphos	TX	7315	10186002
Crotoxyphos	TX	7330	10185407
delta-BHC (delta-Hexachlorocyclohexane)	TX	7105	10185805
Demeton	TX	7390	10185407
Demeton-o	TX	7395	10185203
Demeton-s	TX	7385	10185601
Dibenz(a,h) anthracene	TX	5895	10185805
Dibenzofuran	TX	5905	10185805
Dichlorovos (DDVP, Dichlorvos)	TX	8610	10186002
Dicrotophos	TX	7465	10185407
Dieldrin	TX	7470	10186002
Diethyl phthalate	TX	6070	10185805
Dimethoate	TX	7475	10185805
Dimethyl phthalate	TX	6135	10185805
Di-n-butyl phthalate	TX	5925	10185805
Di-n-octyl phthalate	TX	6200	10185805
Dioxathion	TX	7495	10185203
Diphenylamine	TX	6205	10185805
Disulfoton	TX	8625	10185601
Endosulfan I	TX	7510	10185805
Endosulfan II	TX	7515	10185203
Endosulfan sulfate	TX	7520	10185601
Endrin	TX	7540	10185203
Endrin aldehyde	TX	7530	10185805
Endrin ketone	TX	7535	10186002
EPN	TX	7550	10186002
Ethion	TX	7565	10185805
Ethyl methanesulfonate	TX	6260	10185805
Famphur	TX	7580	10185407
Fensulfothion	TX	7600	10185203

Texas Commission on Environmental Quality

NELAP - Recognized Laboratory Fields of Accreditation

Certificate:	T104704211-10-3
Expiration Date:	4/30/2011
Issue Date:	6/2/2010

DHL Analytical Inc.

2300 Double Creek Drive
Round Rock, TX 78664-3801

These fields of accreditation supercedeall previous fields. The Texas Commission on Environmental Quality urges customers to verify the laboratory's current accreditation status for particular methods and analyses.

Matrix: *Non Potable Water*

Fenthion	TX	7605	10186002
Fluoranthene	TX	6265	10185805
Fluorene	TX	6270	10185805
gamma-BHC (Lindane, gamma-Hexachlorocyclohexane)	TX	7120	10185203
gamma-Chlordane	TX	7245	10185203
Heptachlor	TX	7685	10185601
Heptachlor epoxide	TX	7690	10185805
Hexachlorobenzene	TX	6275	10185805
Hexachlorobutadiene	TX	4835	10185805
Hexachlorocyclopentadiene	TX	6285	10185805
Hexachloroethane	TX	4840	10185805
Hexachlorophene	TX	6290	10185805
Indeno(1,2,3-cd) pyrene	TX	6315	10185805
Isodrin	TX	7725	10185407
Isophorone	TX	6320	10185805
Leptophos	TX	7755	10186002
Malathion	TX	7770	10186002
Methoxychlor	TX	7810	10185601
Methyl methanesulfonate	TX	6375	10185805
Mevinphos	TX	7850	10186002
Monocrotophos	TX	7880	10185203
Naled	TX	7905	10185203
Naphthalene	TX	5005	10185805
Nitrobenzene	TX	5015	10185805
n-Nitrosodiethylamine	TX	6525	10185805
n-Nitrosodimethylamine	TX	6530	10185805
n-Nitroso-di-n-butylamine	TX	5025	10185805
n-Nitrosodi-n-propylamine	TX	6545	10185805
n-Nitrosodiphenylamine	TX	6535	10185805
n-Nitrosopiperidine	TX	6560	10185805

Texas Commission on Environmental Quality

NELAP - Recognized Laboratory Fields of Accreditation

Certificate:	**T104704211-10-3**
Expiration Date:	**4/30/2011**
Issue Date:	**6/2/2010**

DHL Analytical Inc.

2300 Double Creek Drive
Round Rock, TX 78664-3801

These fields of accreditation supercedeall previous fields. The Texas Commission on Environmental Quality urges customers to verify the laboratory's current accreditation status for particular methods and analyses.

Matrix: ***Non Potable Water***

Parathion, ethyl	TX	7955	10185805
Parathion, methyl (Methyl parathion)	TX	7825	10185203
Pentachlorobenzene	TX	6590	10185805
Pentachloronitrobenzene	TX	6600	10185805
Pentachlorophenol	TX	6605	10185805
Phenacetin	TX	6610	10185805
Phenanthrene	TX	6615	10185805
Phenol	TX	6625	10185805
Phorate	TX	7985	10186002
Phosmet (Imidan)	TX	8000	10186002
Phosphamidon	TX	8005	10185805
Pronamide (Kerb)	TX	6650	10185805
Pyrene	TX	6665	10185805
Pyridine	TX	5095	10185805
Quinoline	TX	6670	10185805
Stirophos (Tetrachlorvinphos)	TX	8200	10186002
Sulfotepp	TX	8155	10186002
Terbufos	TX	8185	10185805
Tetraethyl pyrophosphate (TEPP)	TX	8210	10185407
Toxaphene (Chlorinated camphene)	TX	8250	10185203

Method EPA 8321

Analyte	**AB**	**Analyte ID**	**Method ID**
2,4,5-T	TX	8655	10188804
2,4-D	TX	8545	10188804
2,4-DB	TX	8560	10188804
Dalapon	TX	8555	10188804
Dicamba	TX	8595	10188804
Dichloroprop (Dichlorprop)	TX	8605	10188804
Dinoseb (2-sec-butyl-4,6-dinitrophenol, DNBP)	TX	8620	10188804
MCPA	TX	7775	10188804
MCPP	TX	7780	10188804

Texas Commission on Environmental Quality

NELAP - Recognized Laboratory Fields of Accreditation

Certificate:	T104704211-10-3
Expiration Date:	4/30/2011
Issue Date:	6/2/2010

DHL Analytical Inc.

2300 Double Creek Drive
Round Rock, TX 78664-3801

These fields of accreditation supercedeall previous fields. The Texas Commission on Environmental Quality urges customers to verify the laboratory's current accreditation status for particular methods and analyses.

Matrix: ***Non Potable Water***

Silvex (2,4,5-TP)	TX	8650	10188804

Method EPA 8330

Analyte	AB	Analyte ID	Method ID
1,3,5-Trinitrobenzene (1,3,5-TNB)	TX	6885	10189807
1,3-Dinitrobenzene (1,3-DNB)	TX	6160	10189807
2,4,6-Trinitrotoluene (2,4,6-TNT)	TX	9651	10189807
2,4-Dinitrotoluene (2,4-DNT)	TX	6185	10189807
2,6-Dinitrotoluene (2,6-DNT)	TX	6190	10189807
2-Amino-4,6-dinitrotoluene (2-am-dnt)	TX	9303	10189807
2-Nitrotoluene	TX	9507	10189807
3-Nitrotoluene	TX	9510	10189807
4-Amino-2,6-dinitrotoluene (4-am-dnt)	TX	9306	10189807
4-Nitrotoluene	TX	9513	10189807
Nitrobenzene	TX	5015	10189807
Nitroglycerin	TX	6485	10189807
Octahydro-1,3,5,7-tetranitro-1,3,5,7-tetrazocine (HMX)	TX	9522	10189807
Pentaerythritoltetranitrate	TX	9558	10189807
RDX (hexahydro-1,3,5-trinitro-1,3,5-triazine)	TX	9432	10189807
Tetryl (methyl-2,4,6-trinitrophenylnitramine)	TX	9633	10189807

Method EPA 9014

Analyte	AB	Analyte ID	Method ID
Amenable cyanide	TX	1510	10193803
Total Cyanide	TX	1635	10193803

Method EPA 9040

Analyte	AB	Analyte ID	Method ID
pH	TX	1900	10197203

Method EPA 9056

Analyte	AB	Analyte ID	Method ID
Bromide	TX	1540	10199209
Chloride	TX	1575	10199209
Fluoride	TX	1730	10199209

Texas Commission on Environmental Quality

NELAP - Recognized Laboratory Fields of Accreditation

Certificate:	T104704211-10-3
Expiration Date:	4/30/2011
Issue Date:	6/2/2010

DHL Analytical Inc.

2300 Double Creek Drive
Round Rock, TX 78664-3801

These fields of accreditation supercedeall previous fields. The Texas Commission on Environmental Quality urges customers to verify the laboratory's current accreditation status for particular methods and analyses.

Matrix: ***Non Potable Water***

Nitrate as N	TX	1810	10199209
Nitrate-nitrite	TX	1820	10199209
Nitrite as N	TX	1840	10199209
Sulfate	TX	2000	10199209

Method EPA 9060

Analyte	AB	Analyte ID	Method ID
Total organic carbon	TX	2040	10200201

Method RSK 175

Analyte	AB	Analyte ID	Method ID
Carbon dioxide	TX	3755	RSK 175
Ethane	TX	4747	RSK 175
Ethylene	TX	4752	RSK 175
Methane	TX	4926	RSK 175

Method SM 2130 B

Analyte	AB	Analyte ID	Method ID
Turbidity	TX	2055	20002408

Method SM 2310 B (4a)

Analyte	AB	Analyte ID	Method ID
Acidity, as CaCO3	TX	1500	20002806

Method SM 2320 B

Analyte	AB	Analyte ID	Method ID
Alkalinity as CaCO3	TX	1505	20003003

Method SM 2340 B

Analyte	AB	Analyte ID	Method ID
Total hardness as CaCO3	TX	1755	20003401

Method SM 2510 B

Analyte	AB	Analyte ID	Method ID
Conductivity	TX	1610	20003809

Method SM 2540 C

Analyte	AB	Analyte ID	Method ID
Residue-filterable (TDS)	TX	1955	20004404

Texas Commission on Environmental Quality

NELAP - Recognized Laboratory Fields of Accreditation

Certificate:	**T104704211-10-3**
Expiration Date:	**4/30/2011**
Issue Date:	**6/2/2010**

DHL Analytical Inc.

2300 Double Creek Drive
Round Rock, TX 78664-3801

These fields of accreditation supercedeall previous fields. The Texas Commission on Environmental Quality urges customers to verify the laboratory's current accreditation status for particular methods and analyses.

Matrix: ***Non Potable Water***

Method SM 2540 D

Analyte	AB	Analyte ID	Method ID
Residue-nonfilterable (TSS)	TX	1960	20004802

Method SM 3500 Cr D

Analyte	AB	Analyte ID	Method ID
Chromium	TX	1040	20009001

Method SM 4500 CN E

Analyte	AB	Analyte ID	Method ID
Total Cyanide	TX	1635	20021209

Method SM 4500 CN G

Analyte	AB	Analyte ID	Method ID
Amenable cyanide	TX	1510	20021607

Method SM 4500 H+ B

Analyte	AB	Analyte ID	Method ID
pH	TX	1900	20016404

Method SM 4500 NH3 F

Analyte	AB	Analyte ID	Method ID
Ammonia as N	TX	1515	20023001

Method SM 4500 P E

Analyte	AB	Analyte ID	Method ID
Orthophosphate as P	TX	1870	20025803
Phosphorus, total	TX	1910	20025803

Method SM 4500 $S2^{-}$ D

Analyte	AB	Analyte ID	Method ID
Sulfide	TX	2005	20125400

Method SM 4500 Si D

Analyte	AB	Analyte ID	Method ID
Silica-dissolved	TX	1995	20018206

Method SM 5310 C

Analyte	AB	Analyte ID	Method ID
Total organic carbon	TX	2040	20028200

Texas Commission on Environmental Quality

NELAP - Recognized Laboratory Fields of Accreditation

Certificate:	**T104704211-10-3**
Expiration Date:	**4/30/2011**
Issue Date:	**6/2/2010**

DHL Analytical Inc.

2300 Double Creek Drive
Round Rock, TX 78664-3801

These fields of accreditation supercedeall previous fields. The Texas Commission on Environmental Quality urges customers to verify the laboratory's current accreditation status for particular methods and analyses.

Matrix: ***Non Potable Water***

Method TCEQ 1005

Analyte	AB	Analyte ID	Method ID
Total Petroleum Hydrocarbons (TPH)	TX	2050	90019208

Texas Commission on Environmental Quality

NELAP - Recognized Laboratory Fields of Accreditation

Certificate:	**T104704211-10-3**
Expiration Date:	**4/30/2011**
Issue Date:	**6/2/2010**

DHL Analytical Inc.

2300 Double Creek Drive
Round Rock, TX 78664-3801

These fields of accreditation supercedeall previous fields. The Texas Commission on Environmental Quality urges customers to verify the laboratory's current accreditation status for particular methods and analyses.

Matrix: ***Solid & Hazardous Material***

Method ASTM D2216

Analyte	AB	Analyte ID	Method ID
Moisture	TX	10337	ASTM D2216-05

Method EPA 1010

Analyte	AB	Analyte ID	Method ID
Ignitability	TX	1780	10116606

Method EPA 1311

Analyte	AB	Analyte ID	Method ID
TCLP	TX	849	10118806

Method EPA 1312

Analyte	AB	Analyte ID	Method ID
SPLP	TX	850	10119003

Method EPA 200.8

Analyte	AB	Analyte ID	Method ID
Aluminum	TX	1000	10014605
Antimony	TX	1005	10014605
Arsenic	TX	1010	10014605
Barium	TX	1015	10014605
Beryllium	TX	1020	10014605
Cadmium	TX	1030	10014605
Calcium	TX	1035	10014605
Chromium	TX	1040	10014605
Cobalt	TX	1050	10014605
Copper	TX	1055	10014605
Iron	TX	1070	10014605
Lead	TX	1075	10014605
Magnesium	TX	1085	10014605
Manganese	TX	1090	10014605
Molybdenum	TX	1100	10014605
Nickel	TX	1105	10014605
Potassium	TX	1125	10014605

Texas Commission on Environmental Quality

NELAP - Recognized Laboratory Fields of Accreditation

Certificate:	T104704211-10-3
Expiration Date:	4/30/2011
Issue Date:	6/2/2010

DHL Analytical Inc.

2300 Double Creek Drive
Round Rock, TX 78664-3801

These fields of accreditation supercedeall previous fields. The Texas Commission on Environmental Quality urges customers to verify the laboratory's current accreditation status for particular methods and analyses.

Matrix: ***Solid & Hazardous Material***

Selenium	TX	1140	10014605
Silver	TX	1150	10014605
Sodium	TX	1155	10014605
Strontium	TX	1160	10014605
Thallium	TX	1165	10014605
Tin	TX	1175	10014605
Titanium	TX	1180	10014605
Vanadium	TX	1185	10014605
Zinc	TX	1190	10014605

Method EPA 300.0

Analyte	AB	Analyte ID	Method ID
Bromide	TX	1540	10053006
Chloride	TX	1575	10053006
Fluoride	TX	1730	10053006
Nitrate as N	TX	1810	10053006
Nitrate-nitrite	TX	1820	10053006
Nitrite as N	TX	1840	10053006
Sulfate	TX	2000	10053006

Method EPA 310.1

Analyte	AB	Analyte ID	Method ID
Alkalinity as CaCO3	TX	1505	10054805

Method EPA 350.3

Analyte	AB	Analyte ID	Method ID
Ammonia as N	TX	1515	10064401

Method EPA 365.2

Analyte	AB	Analyte ID	Method ID
Orthophosphate as P	TX	1870	10070403
Phosphorus, total	TX	1910	10070403

Method EPA 6020

Analyte	AB	Analyte ID	Method ID
Aluminum	TX	1000	10156204

Texas Commission on Environmental Quality

NELAP - Recognized Laboratory Fields of Accreditation

Certificate: T104704211-10-3
Expiration Date: 4/30/2011
Issue Date: 6/2/2010

DHL Analytical Inc.

2300 Double Creek Drive
Round Rock, TX 78664-3801

These fields of accreditation supercedeall previous fields. The Texas Commission on Environmental Quality urges customers to verify the laboratory's current accreditation status for particular methods and analyses.

Matrix: ***Solid & Hazardous Material***

Antimony	TX	1005	10156204
Arsenic	TX	1010	10156204
Barium	TX	1015	10156204
Beryllium	TX	1020	10156204
Boron	TX	1025	10156204
Cadmium	TX	1030	10156204
Calcium	TX	1035	10156204
Chromium	TX	1040	10156204
Cobalt	TX	1050	10156204
Copper	TX	1055	10156204
Iron	TX	1070	10156204
Lead	TX	1075	10156204
Lithium	TX	1080	10156204
Magnesium	TX	1085	10156204
Manganese	TX	1090	10156204
Molybdenum	TX	1100	10156204
Nickel	TX	1105	10156204
Potassium	TX	1125	10156204
Selenium	TX	1140	10156204
Silver	TX	1150	10156204
Sodium	TX	1155	10156204
Strontium	TX	1160	10156204
Thallium	TX	1165	10156204
Tin	TX	1175	10156204
Titanium	TX	1180	10156204
Vanadium	TX	1185	10156204
Zinc	TX	1190	10156204

Method EPA 7196

Analyte	**AB**	**Analyte ID**	**Method ID**
Chromium VI	TX	1045	10162400

Texas Commission on Environmental Quality

NELAP - Recognized Laboratory Fields of Accreditation

Certificate:	T104704211-10-3
Expiration Date:	4/30/2011
Issue Date:	6/2/2010

DHL Analytical Inc.

2300 Double Creek Drive
Round Rock, TX 78664-3801

These fields of accreditation supercedeall previous fields. The Texas Commission on Environmental Quality urges customers to verify the laboratory's current accreditation status for particular methods and analyses.

Matrix: ***Solid & Hazardous Material***

Method EPA 7470

Analyte	AB	Analyte ID	Method ID
Mercury	TX	1095	10165807

Method EPA 7471

Analyte	AB	Analyte ID	Method ID
Mercury	TX	1095	10166208

Method EPA 8015

Analyte	AB	Analyte ID	Method ID
Diesel range organics (DRO)	TX	9369	10173203
Ethylene glycol	TX	4785	10173203
Gasoline range organics (GRO)	TX	9408	10173203
Propylene Glycol	TX	6657	10173203

Method EPA 8021

Analyte	AB	Analyte ID	Method ID
Benzene	TX	4375	10174808
Ethylbenzene	TX	4765	10174808
m+p-xylene	TX	5240	10174808
Methyl tert-butyl ether (MTBE)	TX	5000	10174808
o-Xylene	TX	5250	10174808
Toluene	TX	5140	10174808
Xylene (total)	TX	5260	10174808

Method EPA 8081

Analyte	AB	Analyte ID	Method ID
4,4'-DDD	TX	7355	10178606
4,4'-DDE	TX	7360	10178606
4,4'-DDT	TX	7365	10178606
Aldrin	TX	7025	10178606
alpha-BHC (alpha-Hexachlorocyclohexane)	TX	7110	10178606
alpha-Chlordane	TX	7240	10178606
beta-BHC (beta-Hexachlorocyclohexane)	TX	7115	10178606
Chlordane (tech.)	TX	7250	10178606

Texas Commission on Environmental Quality

NELAP - Recognized Laboratory Fields of Accreditation

Certificate:	T104704211-10-3
Expiration Date:	4/30/2011
Issue Date:	6/2/2010

DHL Analytical Inc.

2300 Double Creek Drive
Round Rock, TX 78664-3801

These fields of accreditation supercedeall previous fields. The Texas Commission on Environmental Quality urges customers to verify the laboratory's current accreditation status for particular methods and analyses.

Matrix: ***Solid & Hazardous Material***

delta-BHC (delta-Hexachlorocyclohexane)	TX	7105	10178606
Dieldrin	TX	7470	10178606
Endosulfan I	TX	7510	10178606
Endosulfan II	TX	7515	10178606
Endosulfan sulfate	TX	7520	10178606
Endrin	TX	7540	10178606
Endrin aldehyde	TX	7530	10178606
Endrin ketone	TX	7535	10178606
gamma-BHC (Lindane, gamma-Hexachlorocyclohexane)	TX	7120	10178606
gamma-Chlordane	TX	7245	10178606
Heptachlor	TX	7685	10178606
Heptachlor epoxide	TX	7690	10178606
Isodrin	TX	7725	10178606
Methoxychlor	TX	7810	10178606
Toxaphene (Chlorinated camphene)	TX	8250	10178606

Method EPA 8082

Analyte	AB	Analyte ID	Method ID
Aroclor-1016 (PCB-1016)	TX	8880	10179007
Aroclor-1221 (PCB-1221)	TX	8885	10179007
Aroclor-1232 (PCB-1232)	TX	8890	10179007
Aroclor-1242 (PCB-1242)	TX	8895	10179007
Aroclor-1248 (PCB-1248)	TX	8900	10179007
Aroclor-1254 (PCB-1254)	TX	8905	10179007
Aroclor-1260 (PCB-1260)	TX	8910	10179007
PCBs	TX	8870	10179007

Method EPA 8260

Analyte	AB	Analyte ID	Method ID
1,1,1,2-Tetrachloroethane	TX	5105	10184802
1,1,1-Trichloroethane	TX	5160	10184802
1,1,2,2-Tetrachloroethane	TX	5110	10184802
1,1,2-Trichloroethane	TX	5165	10184802

Texas Commission on Environmental Quality

NELAP - Recognized Laboratory Fields of Accreditation

Certificate:	T104704211-10-3
Expiration Date:	4/30/2011
Issue Date:	6/2/2010

DHL Analytical Inc.

2300 Double Creek Drive
Round Rock, TX 78664-3801

These fields of accreditation supercedeall previous fields. The Texas Commission on Environmental Quality urges customers to verify the laboratory's current accreditation status for particular methods and analyses.

Matrix: ***Solid & Hazardous Material***

1,1-Dichloroethane	TX	4630	10184802
1,1-Dichloroethylene (1,1-Dichloroethene)	TX	4640	10184802
1,1-Dichloropropene	TX	4670	10184802
1,2,3-Trichlorobenzene	TX	5150	10184802
1,2,3-Trichloropropane	TX	5180	10184802
1,2,4-Trichlorobenzene	TX	5155	10184802
1,2,4-Trimethylbenzene	TX	5210	10184802
1,2-Dibromo-3-chloropropane (DBCP)	TX	4570	10184802
1,2-Dibromoethane (EDB, Ethylene dibromide)	TX	4585	10184802
1,2-Dichlorobenzene	TX	4610	10184802
1,2-Dichloroethane	TX	4635	10184802
1,2-Dichloropropane	TX	4655	10184802
1,3,5-Trimethylbenzene	TX	5215	10184802
1,3-Dichlorobenzene	TX	4615	10184802
1,3-Dichloropropane	TX	4660	10184802
1,4-Dichlorobenzene	TX	4620	10184802
1-Chlorohexane	TX	4510	10184802
2,2-Dichloropropane	TX	4665	10184802
2-Butanone (Methyl ethyl ketone, MEK)	TX	4410	10184802
2-Chloroethyl vinyl ether	TX	4500	10184802
2-Chlorotoluene	TX	4535	10184802
2-Hexanone	TX	4860	10184802
2-Propanol (Isopropyl alcohol)	TX	4895	10184802
4-Chlorotoluene	TX	4540	10184802
4-Isopropyltoluene	TX	4915	10184802
4-Methyl-2-pentanone (MIBK)	TX	4995	10184802
Acetone	TX	4315	10184802
Acrolein (Propenal)	TX	4325	10184802
Acrylonitrile	TX	4340	10184802
Benzene	TX	4375	10184802

Texas Commission on Environmental Quality

NELAP - Recognized Laboratory Fields of Accreditation

Certificate:	**T104704211-10-3**
Expiration Date:	**4/30/2011**
Issue Date:	**6/2/2010**

DHL Analytical Inc.

2300 Double Creek Drive
Round Rock, TX 78664-3801

These fields of accreditation supercedeall previous fields. The Texas Commission on Environmental Quality urges customers to verify the laboratory's current accreditation status for particular methods and analyses.

Matrix: *Solid & Hazardous Material*

Bromobenzene	TX	4385	10184802
Bromochloromethane	TX	4390	10184802
Bromodichloromethane	TX	4395	10184802
Bromoform	TX	4400	10184802
Bromomethane (Methyl bromide)	TX	4950	10184802
Carbon disulfide	TX	4450	10184802
Carbon tetrachloride	TX	4455	10184802
Chlorobenzene	TX	4475	10184802
Chloroethane	TX	4485	10184802
Chloroform	TX	4505	10184802
Chloromethane (Methyl chloride)	TX	4960	10184802
cis-1,2-Dichloroethylene	TX	4645	10184802
cis-1,3-Dichloropropylene	TX	4680	10184802
Dibromochloromethane	TX	4575	10184802
Dibromomethane	TX	4595	10184802
Dichlorodifluoromethane	TX	4625	10184802
Ethylbenzene	TX	4765	10184802
Hexachlorobutadiene	TX	4835	10184802
Iodomethane (Methyl iodide)	TX	4870	10184802
Isopropylbenzene	TX	4900	10184802
m+p-xylene	TX	5240	10184802
Methyl acetate	TX	4940	10184802
Methyl tert-butyl ether (MTBE)	TX	5000	10184802
Methylcyclohexane	TX	4965	10184802
Methylene chloride	TX	4975	10184802
Naphthalene	TX	5005	10184802
n-Butylbenzene	TX	4435	10184802
n-Propylbenzene	TX	5090	10184802
o-Xylene	TX	5250	10184802
sec-Butylbenzene	TX	4440	10184802

Texas Commission on Environmental Quality

NELAP - Recognized Laboratory Fields of Accreditation

Certificate:	T104704211-10-3
Expiration Date:	4/30/2011
Issue Date:	6/2/2010

DHL Analytical Inc.

2300 Double Creek Drive
Round Rock, TX 78664-3801

These fields of accreditation supercedeall previous fields. The Texas Commission on Environmental Quality urges customers to verify the laboratory's current accreditation status for particular methods and analyses.

Matrix: ***Solid & Hazardous Material***

Styrene	TX	5100	10184802
tert-Butylbenzene	TX	4445	10184802
Tetrachloroethylene (Perchloroethylene)	TX	5115	10184802
Toluene	TX	5140	10184802
trans-1,2-Dichloroethylene	TX	4700	10184802
trans-1,3-Dichloropropylene	TX	4685	10184802
trans-1,4-Dichloro-2-butene	TX	4605	10184802
Trichloroethene (Trichloroethylene)	TX	5170	10184802
Trichlorofluoromethane	TX	5175	10184802
Trichlorotrifluoroethane	TX	5185	10184802
Vinyl acetate	TX	5225	10184802
Vinyl chloride	TX	5235	10184802
Xylene (total)	TX	5260	10184802

Method EPA 8270

Analyte	AB	Analyte ID	Method ID
1,2,4,5-Tetrachlorobenzene	TX	6715	10185805
1,2,4-Trichlorobenzene	TX	5155	10185805
1,2-Dichlorobenzene	TX	4610	10185805
1,2-Diphenylhydrazine	TX	6220	10185805
1,3-Dichlorobenzene	TX	4615	10185805
1,4-Dichlorobenzene	TX	4620	10185805
1-Naphthylamine	TX	6425	10185805
2,3,4,6-Tetrachlorophenol	TX	6735	10185805
2,4,5-Trichlorophenol	TX	6835	10185805
2,4,6-Trichlorophenol	TX	6840	10185805
2,4-Dichlorophenol	TX	6000	10185805
2,4-Dimethylphenol	TX	6130	10185805
2,4-Dinitrophenol	TX	6175	10185805
2,4-Dinitrotoluene (2,4-DNT)	TX	6185	10185805
2,6-Dichlorophenol	TX	6005	10185805
2,6-Dinitrotoluene (2,6-DNT)	TX	6190	10185805

Texas Commission on Environmental Quality

NELAP - Recognized Laboratory Fields of Accreditation

Certificate:	T104704211-10-3
Expiration Date:	4/30/2011
Issue Date:	6/2/2010

DHL Analytical Inc.

2300 Double Creek Drive
Round Rock, TX 78664-3801

These fields of accreditation supercedeall previous fields. The Texas Commission on Environmental Quality urges customers to verify the laboratory's current accreditation status for particular methods and analyses.

Matrix: *Solid & Hazardous Material*

2-Chloronaphthalene	TX	5795	10185805
2-Chlorophenol	TX	5800	10185805
2-Methyl-4,6-dinitrophenol	TX	6360	10185805
2-Methylnaphthalene	TX	6385	10185805
2-Methylphenol (o-Cresol)	TX	6400	10185805
2-Naphthylamine	TX	6430	10185805
2-Nitroaniline	TX	6460	10185805
2-Nitrophenol	TX	6490	10185805
2-Picoline (2-Methylpyridine)	TX	5050	10185805
3,3'-Dichlorobenzidine	TX	5945	10185805
3-Methylcholanthrene	TX	6355	10185805
3-Nitroaniline	TX	6465	10185805
4,4'-DDD	TX	7355	10185203
4,4'-DDE	TX	7360	10186002
4,4'-DDT	TX	7365	10185407
4-Aminobiphenyl	TX	5540	10185805
4-Bromophenyl phenyl ether	TX	5660	10185805
4-Chloro-3-methylphenol	TX	5700	10185805
4-Chloroaniline	TX	5745	10185805
4-Chlorophenyl phenylether	TX	5825	10185805
4-Dimethyl aminoazobenzene	TX	6105	10185805
4-Methylphenol (p-Cresol)	TX	6410	10185805
4-Nitroaniline	TX	6470	10185805
4-Nitrophenol	TX	6500	10185805
7,12-Dimethylbenz(a) anthracene	TX	6115	10185805
a-a-Dimethylphenethylamine	TX	6125	10185805
Acenaphthene	TX	5500	10185805
Acenaphthylene	TX	5505	10185805
Acetophenone	TX	5510	10185805
Aldrin	TX	7025	10186002

Texas Commission on Environmental Quality

NELAP - Recognized Laboratory Fields of Accreditation

Certificate:	**T104704211-10-3**
Expiration Date:	**4/30/2011**
Issue Date:	**6/2/2010**

DHL Analytical Inc.

2300 Double Creek Drive
Round Rock, TX 78664-3801

These fields of accreditation supercedeall previous fields. The Texas Commission on Environmental Quality urges customers to verify the laboratory's current accreditation status for particular methods and analyses.

Matrix: *Solid & Hazardous Material*

alpha-BHC (alpha-Hexachlorocyclohexane)	TX	7110	10185407
alpha-Chlordane	TX	7240	10185805
Aniline	TX	5545	10185805
Anthracene	TX	5555	10185805
Aroclor-1016 (PCB-1016)	TX	8880	10186002
Aroclor-1221 (PCB-1221)	TX	8885	10185805
Aroclor-1232 (PCB-1232)	TX	8890	10185407
Aroclor-1242 (PCB-1242)	TX	8895	10185407
Aroclor-1248 (PCB-1248)	TX	8900	10185805
Aroclor-1254 (PCB-1254)	TX	8905	10185805
Aroclor-1260 (PCB-1260)	TX	8910	10185407
Atrazine	TX	7065	10185805
Azinphos-methyl (Guthion)	TX	7075	10185203
Benzidine	TX	5595	10185805
Benzo(a)anthracene	TX	5575	10185805
Benzo(a)pyrene	TX	5580	10185805
Benzo(b)fluoranthene	TX	5585	10185805
Benzo(e)pyrene	TX	5605	10185805
Benzo(g,h,i)perylene	TX	5590	10185805
Benzo(k)fluoranthene	TX	5600	10185805
Benzoic acid	TX	5610	10185805
Benzyl alcohol	TX	5630	10185805
beta-BHC (beta-Hexachlorocyclohexane)	TX	7115	10185601
Biphenyl	TX	5640	10185805
bis(2-Chloroethoxy)methane	TX	5760	10185805
bis(2-Chloroethyl) ether	TX	5765	10185805
bis(2-Chloroisopropyl) ether	TX	5780	10185805
bis(2-Ethylhexyl) phthalate (DEHP)	TX	6255	10185805
Butyl benzyl phthalate	TX	5670	10185805
Caprolactam	TX	7180	10185805

Texas Commission on Environmental Quality

NELAP - Recognized Laboratory Fields of Accreditation

Certificate:	T104704211-10-3
Expiration Date:	4/30/2011
Issue Date:	6/2/2010

DHL Analytical Inc.

2300 Double Creek Drive
Round Rock, TX 78664-3801

These fields of accreditation supercedeall previous fields. The Texas Commission on Environmental Quality urges customers to verify the laboratory's current accreditation status for particular methods and analyses.

Matrix: ***Solid & Hazardous Material***

Carbaryl (Sevin)	TX	7195	10185601
Carbazole	TX	5680	10185805
Carbophenothion	TX	7220	10185805
Chlordane (tech.)	TX	7250	10185805
Chlorfenvinphos	TX	7255	10185203
Chrysene	TX	5855	10185805
Coumaphos	TX	7315	10185805
Crotoxyphos	TX	7330	10185203
delta-BHC (delta-Hexachlorocyclohexane)	TX	7105	10186002
Demeton	TX	7390	10185805
Demeton-o	TX	7395	10185805
Demeton-s	TX	7385	10185601
Dibenz(a,h) anthracene	TX	5895	10185805
Dibenzofuran	TX	5905	10185805
Dichlorovos (DDVP, Dichlorvos)	TX	8610	10185805
Dicrotophos	TX	7465	10185805
Dieldrin	TX	7470	10185407
Diethyl phthalate	TX	6070	10185805
Dimethoate	TX	7475	10185805
Dimethyl phthalate	TX	6135	10185805
Di-n-butyl phthalate	TX	5925	10185805
Di-n-octyl phthalate	TX	6200	10185805
Dioxathion	TX	7495	10185601
Diphenylamine	TX	6205	10185805
Disulfoton	TX	8625	10185407
Endosulfan I	TX	7510	10185601
Endosulfan II	TX	7515	10185805
Endosulfan sulfate	TX	7520	10186002
Endrin	TX	7540	10185601
Endrin aldehyde	TX	7530	10186002

Texas Commission on Environmental Quality

NELAP - Recognized Laboratory Fields of Accreditation

Certificate: T104704211-10-3
Expiration Date: 4/30/2011
Issue Date: 6/2/2010

DHL Analytical Inc.

2300 Double Creek Drive
Round Rock, TX 78664-3801

These fields of accreditation supercedeall previous fields. The Texas Commission on Environmental Quality urges customers to verify the laboratory's current accreditation status for particular methods and analyses.

Matrix: ***Solid & Hazardous Material***

Endrin ketone	TX	7535	10186002
EPN	TX	7550	10186002
Ethion	TX	7565	10185203
Ethyl methanesulfonate	TX	6260	10185805
Famphur	TX	7580	10186002
Fensulfothion	TX	7600	10185805
Fenthion	TX	7605	10186002
Fluoranthene	TX	6265	10185805
Fluorene	TX	6270	10185805
gamma-BHC (Lindane, gamma-Hexachlorocyclohexane)	TX	7120	10185407
gamma-Chlordane	TX	7245	10185601
Heptachlor	TX	7685	10185601
Heptachlor epoxide	TX	7690	10185203
Hexachlorobenzene	TX	6275	10185805
Hexachlorobutadiene	TX	4835	10185805
Hexachlorocyclopentadiene	TX	6285	10185805
Hexachloroethane	TX	4840	10185805
Hexachlorophene	TX	6290	10185601
Indeno(1,2,3-cd) pyrene	TX	6315	10185805
Isodrin	TX	7725	10185203
Isophorone	TX	6320	10185805
Leptophos	TX	7755	10185407
Malathion	TX	7770	10185601
Methoxychlor	TX	7810	10185203
Methyl methanesulfonate	TX	6375	10185805
Mevinphos	TX	7850	10185805
Monocrotophos	TX	7880	10185805
Naled	TX	7905	10185805
Naphthalene	TX	5005	10185805
Nitrobenzene	TX	5015	10185805

Texas Commission on Environmental Quality

NELAP - Recognized Laboratory Fields of Accreditation

Certificate:	T104704211-10-3
Expiration Date:	4/30/2011
Issue Date:	6/2/2010

DHL Analytical Inc.

2300 Double Creek Drive
Round Rock, TX 78664-3801

These fields of accreditation supercedeall previous fields. The Texas Commission on Environmental Quality urges customers to verify the laboratory's current accreditation status for particular methods and analyses.

Matrix: ***Solid & Hazardous Material***

n-Nitrosodiethylamine	TX	6525	10185805
n-Nitrosodimethylamine	TX	6530	10185805
n-Nitroso-di-n-butylamine	TX	5025	10185805
n-Nitrosodi-n-propylamine	TX	6545	10185805
n-Nitrosodiphenylamine	TX	6535	10185805
n-Nitrosopiperidine	TX	6560	10185805
Parathion, ethyl	TX	7955	10185805
Parathion, methyl (Methyl parathion)	TX	7825	10185203
Pentachlorobenzene	TX	6590	10185805
Pentachloronitrobenzene	TX	6600	10185805
Pentachlorophenol	TX	6605	10185805
Phenacetin	TX	6610	10185805
Phenanthrene	TX	6615	10185805
Phenol	TX	6625	10185805
Phorate	TX	7985	10185407
Phosmet (Imidan)	TX	8000	10185203
Phosphamidon	TX	8005	10186002
Pronamide (Kerb)	TX	6650	10185805
Pyrene	TX	6665	10185805
Pyridine	TX	5095	10185805
Quinoline	TX	6670	10185805
Stirophos (Tetrachlorvinphos)	TX	8200	10186002
Sulfotepp	TX	8155	10185203
Terbufos	TX	8185	10185805
Tetraethyl pyrophosphate (TEPP)	TX	8210	10185407
Toxaphene (Chlorinated camphene)	TX	8250	10185203

Method EPA 8321

Analyte	AB	Analyte ID	Method ID
2,4,5-T	TX	8655	10188804
2,4-D	TX	8545	10188804
2,4-DB	TX	8560	10188804

Texas Commission on Environmental Quality

NELAP - Recognized Laboratory Fields of Accreditation

Certificate:	**T104704211-10-3**
Expiration Date:	**4/30/2011**
Issue Date:	**6/2/2010**

DHL Analytical Inc.

2300 Double Creek Drive
Round Rock, TX 78664-3801

These fields of accreditation supercedeall previous fields. The Texas Commission on Environmental Quality urges customers to verify the laboratory's current accreditation status for particular methods and analyses.

Matrix: ***Solid & Hazardous Material***

Dalapon	TX	8555	10188804
Dicamba	TX	8595	10188804
Dichloroprop (Dichlorprop)	TX	8605	10188804
Dinoseb (2-sec-butyl-4,6-dinitrophenol, DNBP)	TX	8620	10188804
MCPA	TX	7775	10188804
MCPP	TX	7780	10188804
Silvex (2,4,5-TP)	TX	8650	10188804

Method EPA 8330

Analyte	**AB**	**Analyte ID**	**Method ID**
1,3,5-Trinitrobenzene (1,3,5-TNB)	TX	6885	10189807
1,3-Dinitrobenzene (1,3-DNB)	TX	6160	10189807
2,4,6-Trinitrotoluene (2,4,6-TNT)	TX	9651	10189807
2,4-Dinitrotoluene (2,4-DNT)	TX	6185	10189807
2,6-Dinitrotoluene (2,6-DNT)	TX	6190	10189807
2-Amino-4,6-dinitrotoluene (2-am-dnt)	TX	9303	10189807
2-Nitrotoluene	TX	9507	10189807
3-Nitrotoluene	TX	9510	10189807
4-Amino-2,6-dinitrotoluene (4-am-dnt)	TX	9306	10189807
4-Nitrotoluene	TX	9513	10189807
Nitrobenzene	TX	5015	10189807
Nitroglycerin	TX	6485	10189807
Octahydro-1,3,5,7-tetranitro-1,3,5,7-tetrazocine (HMX)	TX	9522	10189807
Pentaerythritoltetranitrate	TX	9558	10189807
RDX (hexahydro-1,3,5-trinitro-1,3,5-triazine)	TX	9432	10189807
Tetryl (methyl-2,4,6-trinitrophenylnitramine)	TX	9633	10189807

Method EPA 9014

Analyte	**AB**	**Analyte ID**	**Method ID**
Total Cyanide	TX	1635	10193803

Method EPA 9040

Analyte	**AB**	**Analyte ID**	**Method ID**
Corrosivity	TX	1615	10197203

Texas Commission on Environmental Quality

NELAP - Recognized Laboratory Fields of Accreditation

Certificate:	**T104704211-10-3**
Expiration Date:	**4/30/2011**
Issue Date:	**6/2/2010**

DHL Analytical Inc.

2300 Double Creek Drive
Round Rock, TX 78664-3801

These fields of accreditation supercedeall previous fields. The Texas Commission on Environmental Quality urges customers to verify the laboratory's current accreditation status for particular methods and analyses.

Matrix: ***Solid & Hazardous Material***

pH	TX	1900	10197203

Method EPA 9045

Analyte	**AB**	**Analyte ID**	**Method ID**
pH	TX	1900	10198400

Method EPA 9056

Analyte	**AB**	**Analyte ID**	**Method ID**
Bromide	TX	1540	10199209
Chloride	TX	1575	10199209
Fluoride	TX	1730	10199209
Nitrate as N	TX	1810	10199209
Nitrate-nitrite	TX	1820	10199209
Nitrite as N	TX	1840	10199209
Sulfate	TX	2000	10199209

Method SM 2320 B

Analyte	**AB**	**Analyte ID**	**Method ID**
Alkalinity as CaCO3	TX	1505	20003003

Method SM 2510 B

Analyte	**AB**	**Analyte ID**	**Method ID**
Conductivity	TX	1610	20003809

Method SSA/ASA Part 3:14

Analyte	**AB**	**Analyte ID**	**Method ID**
Conductivity	TX	1610	SSA/ASA Pt 3:14

Method TCEQ 1005

Analyte	**AB**	**Analyte ID**	**Method ID**
Total Petroleum Hydrocarbons (TPH)	TX	2050	90019208

ATTACHMENT B

LABORATORY DATA PACKAGES

October 26, 2010

Cheri Krieg
Geo Strata Environmental Consultants
4718 College Park
San Antonio, TX 78249

Order No: 1010123

TEL: (210) 492-2558
FAX: (210) 492-8935

RE: Hillcrest CEI

Dear Cheri Krieg:

DHL Analytical received 5 sample(s) on 10/19/2010 for the analyses presented in the following report.

There were no problems with the analyses and all data met requirements of NELAC except where noted in the Case Narrative. All non-NELAC methods will be identified accordingly in the case narrative and all estimated uncertainties of test results are within method or EPA specifications.

If you have any questions regarding these tests results, please feel free to call. Thank you for using DHL Analytical.

Sincerely,

John DuPont
General Manager

This report was performed under the accreditation of the State of Texas Laboratory Certification Number: T104704211-10-3

Table of Contents

Miscellaneous Documents **3**

Case Narrative **20**

Sample Summary **21**

Prep Dates Report **22**

Analytical Dates Report **23**

Sample Results **24**

Analytical QC Summary Report **34**

MQL Summary Report **56**

DHL ANALYTICAL COC # 1978

2300 Double Creek Dr. ■ Round Rock, TX 78664
Phone (512) 388-8222 ■ FAX (512) 388-8229
Web: www.dhlanalytical.com
E-Mail: login@dhlanalytical.com

№ 46645

CHAIN-OF-CUSTODY

CLIENT: GeoSfrsh
ADDRESS: 4718 College Park, San Antonio, TX 78249
PHONE: 210.492.7282 FAX/E-MAIL: 210.492.8935
DATA REPORTED TO: Cheri Krieg
ADDITIONAL REPORT COPIES TO:

DATE: Oct 18, 2010 PAGE 1 OF 1
PO #: 354840 H DHL WORK ORDER #: 1010123
PROJECT LOCATION OR NAME: HCEI
CLENT PROJECT #: HCEI 760 SLI COLLECTOR: Cheri Krieg

Authorize 5% surcharge for TRRP Report? ❑ Yes ❑ No

S=SOIL W=WATER A=AIR L=LIQUID P=PAINT SL=SLUDGE O=OTHER SO=SOLID

Field Sample I.D.	DHL Lab #	Date	Time	Matrix	Container Type	# of Containers	PRESERVATION HCl	HNO_3	H_2SO_4 ❑ NaOH ❑	ICE	UNPRESERVED	ANALYSES BTEX ❑ MTBE ❑ (METHOD 8021)	TPH (1005) ❑ TPH 1006 ❑ HOLD 1006 ❑	GRO (METHOD 8015) ❑ DRO (METHOD 8015) ❑	VOC 8260 ❑ VOC 624 ❑ VOC 8260/5035 ❑	SVOC 8270 ❑ PAH 8270 ❑ HOLD PAH ❑ SVOC 625 ❑	8081 PEST ❑ 608 PEST/PCB ❑ 8270 PEST ❑	8270 O-P PEST ❑ 8082 PCB ❑ 8270 PCB ❑	8321 HERB ❑ 8330 EXPL ❑ PERCHLORATE ❑	METALS 6020 ❑ METALS 200.8 ❑ DISS. METALS ❑	RCRA ❑ TX11 ❑	PH ❑ HEX CHROM ❑ ALKALINITY ❑	CHLORIDE ❑ ANIONS ❑	TCLP-SVOC ❑ VOC ❑ PEST ❑ HERB ❑	TCLP-METALS ❑ RCRA 8 ❑ TX-11 ❑ Pb ❑	RCI ❑ TOX ❑ FLASHPOINT ❑	TDS ❑ TSS ❑ % MOISTURE ❑ CYANIDE ❑	Low Conc. 0-500	Med Conc. 500-SAT	High Conc. SATURATE	FIELD NOTES
Trip Blank	01	10/18/10		W	Glass	2	X			X					X													X				
So MW-6 01	02	10/18/10	1118	S	various	7				X			X		X	X												X				
So MW-6 02	03	10/18/10	1126	S	various	7				X			X		X	X												X				
FB GW EB02	04	10/18/10	1535	W	Glass	8	X			X			X		X	X												X				
GW FB-1	05	10/18/10	1700	W	Glass	3	X			X					X													X				
TOTAL						28	3			5			3		5	3																

RELINQUISHED BY: (Signature) DATE/TIME 10/18/10 1830 RECEIVED BY: (Signature) Fedex
RELINQUISHED BY: (Signature) Fedex DATE/TIME 10/19/10 RECEIVED BY: (Signature) 8:30
RELINQUISHED BY: (Signature) DATE/TIME RECEIVED BY: (Signature)

❑ DHL DISPOSAL @ $5.00 each ❑ Return

TURN AROUND TIME
RUSH ❑ CALL FIRST
1 DAY ❑ CALL FIRST
2 DAY ❑
NORMAL ❑
OTHER ❑ _____

LABORATORY USE ONLY:
RECEIVING TEMP: 3.2 THERM #: 57
CUSTODY SEALS: ❑ BROKEN ☑ INTACT ❑ NOT USED
☑ CARRIER BILL #: Fedex
❑ APC DELIVERY
❑ HAND DELIVERED

FedEx Express — US Airbill

FedEx Tracking Number 8705 3918 9569

0200 — Recipients Copy

1 From

Date 10/18/16

Sender's Name G20 STRATA ENVIRON. Phone 210 492 7282

Company R GREEN

Address 4718 College Park — Dept./Floor/Suite/Room

City SAN ANTONIO State TX ZIP 78249

2 Your Internal Billing Reference

3 To

Recipient's Name — Phone 512 388 8222

Company DHL ANALYTICAL — HOLD Weekday: Print FedEx location address below. NOT available for FedEx First Overnight. — HOLD Saturday: Print FedEx location address below. Available ONLY for FedEx Priority Overnight and FedEx 2Day to select locations.

Address 3300 Double Creek Dr. — Dept./Floor/Suite/Room

We cannot deliver to P.O. boxes or P.O. ZIP codes.

Address

Print FedEx location address here if a HOLD option is selected.

City Round Rock State TX ZIP 78664

8705 3918 9569

4a Express Package Service * To most locations. — Packages up to 150 lbs.

- [X] FedEx Priority Overnight — Next business morning.* Friday shipments will be delivered on Monday unless SATURDAY Delivery is selected.
- [ ] FedEx Standard Overnight — Next business afternoon.* Saturday Delivery NOT available.
- [ ] FedEx First Overnight — Earliest next business morning delivery to select locations.* Saturday Delivery NOT available.
- [ ] FedEx 2Day — Second business day.* Thursday shipments will be delivered on Monday unless SATURDAY Delivery is selected.
- [ ] FedEx Express Saver — Third business day.* Saturday Delivery NOT available.

4b Express Freight Service ** To most locations. — Packages over 150 lbs.

- [ ] FedEx 1Day Freight — Next business day.** Friday shipments will be delivered on Monday unless SATURDAY Delivery is selected.
- FedEx 1Day Freight Booking No.
- [ ] FedEx 2Day Freight — Second business day.** Thursday shipments will be delivered on Monday unless SATURDAY Delivery is selected.
- [ ] FedEx 3Day Freight — Third business day.** Saturday Delivery NOT available.

5 Packaging * Declared value limit $500.

- [ ] FedEx Envelope*
- [ ] FedEx Pak* — Includes FedEx Small Pak, FedEx Large Pak, and FedEx Sturdy Pak.
- [ ] FedEx Box
- [ ] FedEx Tube
- [X] Other

6 Special Handling and Delivery Signature Options

- [ ] SATURDAY Delivery — NOT available for FedEx Standard Overnight, FedEx First Overnight, FedEx Express Saver, or FedEx 3Day Freight.
- [ ] No Signature Required — Package may be left without obtaining a signature for delivery.
- [ ] Direct Signature — Someone at recipient's address may sign for delivery. Fee applies.
- [ ] Indirect Signature — If no one is available at recipient's address, someone at a neighboring address may sign for delivery. For residential deliveries only. Fee applies.

Does this shipment contain dangerous goods? One box must be checked.

- [X] No
- [ ] Yes — As per attached Shipper's Declaration.
- [ ] Yes — Shipper's Declaration not required.
- [ ] Dry Ice — Dry Ice, 9, UN 1845 ____ x ____ kg

Dangerous goods (including dry ice) cannot be shipped in FedEx packaging or placed in a FedEx Express Drop Box.

- [ ] Cargo Aircraft Only

7 Payment *Bill to:* — Obtain Recip. Acct. No. [ ]

Enter FedEx Acct. No. or Credit Card No. below.

- [ ] Sender — Acct. No. in Section 1 will be billed.
- [ ] Recipient
- [X] Third Party
- [ ] Credit Card
- [ ] Cash/Check

Total Packages 1 — Total Weight 10 lbs. — Total Declared Value† $ ____.00 — Credit Card Auth.

†Our liability is limited to $100 unless you declare a higher value. See the current FedEx Service Guide for details.

554

Rev. Date 2/00 Part #150281-©1994-2000 FedEx PRINTED IN U.S.A. SRY

fedex.com 1.800.GoFedEx 1.800.463.3339

CUSTODY SEAL
DATE 10/18/16
SIGNATURE

QEC
Quality Environmental Containers
800-255-3950 • 304-265-3900

DHL Analytical

Sample Receipt Checklist

Client Name **Geo Strata Environmental Consultants** Date Received: **10/19/2010**

Work Order Number **1010123** Received by **JB**

Checklist completed by: Signature [signature] Date 10/19/10 Reviewed by Initials SS Date 10-19-10

Carrier name: FedEx 1day

Shipping container/cooler in good condition?	Yes ☑	No ☐	Not Present ☐
Custody seals intact on shippping container/cooler?	Yes ☑	No ☐	Not Present ☐
Custody seals intact on sample bottles?	Yes ☑	No ☐	Not Present ☐
Chain of custody present?	Yes ☑	No ☐	
Chain of custody signed when relinquished and received?	Yes ☑	No ☐	
Chain of custody agrees with sample labels?	Yes ☑	No ☐	
Samples in proper container/bottle?	Yes ☑	No ☐	
Sample containers intact?	Yes ☑	No ☐	
Sufficient sample volume for indicated test?	Yes ☑	No ☐	
All samples received within holding time?	Yes ☑	No ☐	
Container/Temp Blank temperature in compliance?	Yes ☑	No ☐	3.2 °C
Water - VOA vials have zero headspace?	Yes ☑	No ☐	No VOA vials submitted ☐
Water - pH acceptable upon receipt?	Yes ☐	No ☐	Not Applicable ☑

Adjusted? _____ Checked by _____

Any No response must be detailed in the comments section below.

Client contacted _____ Date contacted: _____ Person contacted _____

Contacted by: _____ Regarding: _____

Comments: _____

Corrective Action _____

Page 1 of 1

Laboratory Data Package Signature Page – RG-366/TRRP-13
Revised May 2010

This data package consists of:

This signature page, the laboratory review checklist, and the following reportable data:

R1 Field chain-of-custody documentation;
R2 Sample identification cross-reference;
R3 Test reports (analytical data sheets) for each environmental sample that includes:
- a) Items consistent with NELAC Chapter 5,
- b) dilution factors,
- c) preparation methods,
- d) cleanup methods, and
- e) if required for the project, tentatively identified compounds (TICs).

R4 Surrogate recovery data including:
- a) Calculated recovery (%R), and
- b) The laboratory's surrogate QC limits.

R5 Test reports/summary forms for blank samples;
R6 Test reports/summary forms for laboratory control samples (LCSs) including:
- a) LCS spiking amounts,
- b) Calculated %R for each analyte, and
- c) The laboratory's LCS QC limits.

R7 Test reports for project matrix spike/matrix spike duplicates (MS/MSDs) including:
- a) Samples associated with the MS/MSD clearly identified,
- b) MS/MSD spiking amounts,
- c) Concentration of each MS/MSD analyte measured in the parent and spiked samples,
- d) Calculated %Rs and relative percent differences (RPDs), and
- e) The laboratory's MS/MSD QC limits

R8 Laboratory analytical duplicate (if applicable) recovery and precision:
- a) The amount of analyte measured in the duplicate,
- b) The calculated RPD, and
- c) The laboratory's QC limits for analytical duplicates.

R9 List of method quantitation limits (MQLs) and detectability check sample results (DCS results can be found with the Miscellaneous Documents) for each analyte for each method and matrix;
R10 Other problems or anomalies.

The Exception Report for every "No" or "Not Reviewed (NR)" item in Laboratory Review checklist and for each analyte, matrix, and method for which the laboratory does not hold NELAC accreditation under the Texas Laboratory Accreditation Program.

Release Statement: I am responsible for the release of this laboratory data package. This laboratory is NELAC accredited under the Texas Laboratory Accreditation Program for all the methods, analytes, and matrices reported in this data package except as noted in the Exception Reports. The data have been reviewed and are technically compliant with the requirements of the methods used, except where noted by the laboratory in the Exception Reports. By my signature below, I affirm to the best of my knowledge that all problems/anomalies observed by the laboratory have been identified in the Laboratory Review Checklist, and no information or data affecting the quality of the data has been knowingly withheld.

This laboratory was last inspected by TCEQ on April 6-8, 2009. Any findings affecting the data in this laboratory data package are noted in the Exception Reports herein. The official signing the cover page of the report in which these data are used is responsible for releasing this data package and is by signature affirming the above release statement is true.

John DuPont – General Manager
Scott Schroeder – Technical Director

Signature

10/26/10
Date

DHL Analytical, Inc.

Laboratory Review Checklist: Reportable Data

Project Name: Hillcrest CEI	Date: 10/26/10
Reviewer Name: Carlos Castro	Laboratory Work Order: 1010123
Prep Batch Number(s): See Prep Dates Report	Run Batch: See Analytical Dates Report

#[1]	A[2]	Description	Yes	No	NA[3]	NR[4]	ER#[5]
		Chain-of-Custody (C-O-C)					
R1	OI	1) Did samples meet the laboratory's standard conditions of sample acceptability upon receipt?	X				R1-01
		2) Were all departures from standard conditions described in an exception report?			X		
R2	OI	**Sample and Quality Control (QC) Identification**					
		1) Are all field sample ID numbers cross-referenced to the laboratory ID numbers?	X				
		2) Are all laboratory ID numbers cross-referenced to the corresponding QC data?	X				
R3	OI	**Test Reports**					
		1) Were all samples prepared and analyzed within holding times?	X				
		2) Other than those results < MQL, were all other raw values bracketed by calibration standards?	X				
		3) Were calculations checked by a peer or supervisor?	X				
		4) Were all analyte identifications checked by a peer or supervisor?	X				
		5) Were sample detection limits reported for all analytes not detected?	X				
		6) Were all results for soil and sediment samples reported on a dry weight basis?	X				
		7) Were % moisture (or solids) reported for all soil and sediment samples?	X				
		8) Were bulk soils/solids samples for volatile analysis extracted with methanol per EPA Method 5035?	X				
		9) If required for the project, TICs reported?			X		
R4	O	**Surrogate Recovery Data**					
		1) Were surrogates added prior to extraction?	X				
		2) Were surrogate percent recoveries in all samples within the laboratory QC limits?	X				
R5	OI	**Test Reports/Summary Forms for Blank Samples**					
		1) Were appropriate type(s) of blanks analyzed?	X				
		2) Were blanks analyzed at the appropriate frequency?	X				
		3) Where method blanks taken through the entire analytical process, including preparation and, if applicable, cleanup procedures?	X				
		4) Were blank concentrations < MQL?	X				
R6	OI	**Laboratory Control Samples (LCS):**					
		1) Were all COCs included in the LCS?	X				
		2) Was each LCS taken through the entire analytical procedure, including prep and cleanup steps?	X				
		3) Were LCSs analyzed at the required frequency?	X				
		4) Were LCS (and LCSD, if applicable) %Rs within the laboratory QC limits?	X				
		5) Does the detectability data document the laboratory's capability to detect the COCs at the MDL used to calculate the SDLs?	X				
		6) Was the LCSD RPD within QC limits (if applicable)?	X				
R7	OI	**Matrix Spike (MS) and Matrix Spike Duplicate (MSD) Data**					
		1) Were the project/method specified analytes included in the MS and MSD?	X				R7-01
		2) Were MS/MSD analyzed at the appropriate frequency?	X				
		3) Were MS (and MSD, if applicable) %Rs within the laboratory QC limits?	X				
		4) Were MS/MSD RPDs within laboratory QC limits?	X				
R8	OI	**Analytical Duplicate Data**					
		1) Were appropriate analytical duplicates analyzed for each matrix?	X				
		2) Were analytical duplicates analyzed at the appropriate frequency?	X				
		3) Were RPDs or relative standard deviations within the laboratory QC limits?	X				
R9	OI	**Method Quantitation Limits (MQLs):**					
		1) Are the MQLs for each method analyte included in the laboratory data package?	X				
		2) Do the MQLs correspond to the concentration of the lowest non-zero calibration standard?	X				
		3) Are unadjusted MQLs and DCSs included in the laboratory data package?	X				
R10	OI	**Other Problems/Anomalies**					
		1) Are all known problems/anomalies/special conditions noted in this LRC and ER?	X				
		2) Was applicable and available technology used to lower the SDL to minimize the matrix interference affects on the sample results?	X				
		3) Is the laboratory NELAC-accredited under the Texas Laboratory Accreditation Program for the analytes, matrices and methods associated with this laboratory data package?	X				

1 Items identified by the letter "R" should be included in the laboratory data package submitted to the TCEQ in the TRRP-required report(s). Items identified by the letter "S" should be retained and made available upon request for the appropriate retention period.
2 O = organic analyses; I = inorganic analyses (and general chemistry, when applicable).
3 NA = Not applicable.
4 NR = Not Reviewed.
5 ER# = Exception Report identification number (an Exception Report should be completed for an item if "NR" or "No" is checked).

DHL Analytical, Inc.

Laboratory Review Checklist (continued): Supporting Data

Project Name: Hillcrest CEI	Date: 10/26/10
Reviewer Name: Carlos Castro	Laboratory Work Order: 1010123

#[1]	A[2]	Description	Yes	No	NA[3]	NR[4]	ER#[5]
S1	OI	**Initial Calibration (ICAL)**					
		1) Were response factors and/or relative response factors for each analyte within QC limits?	X				
		2) Were percent RSDs or correlation coefficient criteria met?	X				
		3) Was the number of standards recommended in the method used for all analytes?	X				
		4) Were all points generated between the lowest and highest standard used to calculate the curve?	X				
		5) Are ICAL data available for all instruments used?	X				
		6) Has the initial calibration curve been verified using an appropriate second source standard?	X				
S2	OI	**Initial and Continuing calibration Verification (ICCV and CCV) and Continuing Calibration blank (CCB):**					
		1) Was the CCV analyzed at the method-required frequency?	X				
		2) Were percent differences for each analyte within the method-required QC limits?	X				
		3) Was the ICAL curve verified for each analyte?	X				
		4) Was the absolute value of the analyte concentration in the inorganic CCB < MDL?	X				
S3	O	**Mass Spectral Tuning:**					
		1) Was the appropriate compound for the method used for tuning?	X				
		2) Were ion abundance data within the method-required QC limits?	X				
S4	O	**Internal Standards (IS):**					
		1) Were IS area counts and retention times within the method-required QC limits?	X				
S5	OI	**Raw Data (NELAC Section 5.5.10)**					
		1) Were the raw data (for example, chromatograms, spectral data) reviewed by an analyst?	X				
		2) Were data associated with manual integrations flagged on the raw data?	X				
S6	O	**Dual Column Confirmation**					
		1) Did dual column confirmation results meet the method-required QC?			X		
S7	O	**Tentatively Identified Compounds (TICs):**					
		1) If TICs were requested, were the mass spectra and TIC data subject to appropriate checks?			X		
S8	I	**Interference Check Sample (ICS) Results:**					
		1) Were percent recoveries within method QC limits?			X		
S9	I	**Serial Dilutions, Post Digestion Spikes, and Method of Standard Additions**					
		1) Were percent differences, recoveries, and the linearity within the QC limits specified in the method?			X		
S10	OI	**Method Detection Limit (MDL) Studies**					
		1) Was a MDL study performed for each reported analyte?	X				
		2) Is the MDL either adjusted or supported by the analysis of DCSs?	X				
S11	OI	**Proficiency Test Reports:**					
		1) Was the lab's performance acceptable on the applicable proficiency tests or evaluation studies?	X				
S12	OI	**Standards Documentation**					
		1) Are all standards used in the analyses NIST-traceable or obtained from other appropriate sources?	X				
S13	OI	**Compound/Analyte Identification Procedures**					
		1) Are the procedures for compound/analyte identification documented?	X				
S14	OI	**Demonstration of Analyst Competency (DOC)**					
		1) Was DOC conducted consistent with NELAC Chapter 5 – Appendix C?	X				
		2) Is documentation of the analyst's competency up-to-date and on file?	X				
S15	OI	**Verification/Validation Documentation for Methods** (NELAC Chapter 5)					
		1) Are all the methods used to generate the data documented, verified, and validated, where applicable?	X				
S16	OI	**Laboratory Standard Operating Procedures (SOPs):**					
		1) Are laboratory SOPs current and on file for each method performed?	X				

1 Items identified by the letter "R" should be included in the laboratory data package submitted to the TCEQ in the TRRP-required report(s). Items identified by the letter "S" should be retained and made available upon request for the appropriate retention period.
2 O = organic analyses; I = inorganic analyses (and general chemistry, when applicable).
3 NA = Not applicable.
4 NR = Not Reviewed.
5 ER# = Exception Report identification number (an Exception Report should be completed for an item if "NR" or "No" is checked).

DCS REPORTING

RunID:	GC12_101014A	Prep Date:	10/14/2010
SampID:	DCS-43428	Anaysis Date:	10/14/2010
TestNo:	TX1005	Units:	mg/L
BatchID:	43428		

Analyte	Result	RL	SPK Val	%REC	Low Limit	High Limit	Flag
T/R Hydrocarbons: C6-C35	0.789	2	1	78.9	20	500	

DCS REPORTING

RunID:	GC12_101013A	Prep Date:	10/13/2010
SampID:	DCS-43416	Anaysis Date:	10/13/2010
TestNo:	TX1005	Units:	mg/Kg
BatchID:	43416		

Analyte	Result	RL	SPK Val	%REC	Low Limit	High Limit	Flag
T/R Hydrocarbons: C6-C35	6.37	20	10	63.7	50	200	

DCS REPORTING

RunID:	GCMS2_100817A	Prep Date:	8/18/2010
SampID:	DCS-42633	Anaysis Date:	8/18/2010
TestNo:	SW8260B	Units:	µg/Kg
BatchID:	42633		

Analyte	Result	RL	SPK Val	%REC	Low Limit	High Limit	Flag
1,1,1,2-Tetrachloroethane	2.24	5	2.32	96.6	50	150	
1,1,1-Trichloroethane	2.30	5	2.32	99.1	60	140	
1,1,2,2-Tetrachloroethane	2.29	5	2.32	98.7	50	150	
1,1,2-Trichloroethane	2.17	5	2.32	93.5	40	160	
1,1,2-Trichlorotrifluoroethane	2.08	15	2.32	89.7	40	160	
1,1-Dichloroethane	2.18	5	2.32	94.0	50	150	
1,1-Dichloroethene	2.10	5	2.32	90.5	50	150	
1,1-Dichloropropene	2.22	5	2.32	95.7	30	170	
1,2,3-Trichlorobenzene	3.10	5	2.32	134	20	180	
1,2,3-Trichloropropane	2.16	5	2.32	93.1	20	180	
1,2,4-Trichlorobenzene	2.46	5	2.32	106	20	180	
1,2,4-Trimethylbenzene	2.26	5	2.32	97.4	20	180	
1,2-Dibromo-3-chloropropane	2.20	5	2.32	94.8	20	180	
1,2-Dibromoethane	2.26	5	2.32	97.4	40	160	
1,2-Dichlorobenzene	2.26	5	2.32	97.4	50	150	
1,2-Dichloroethane	2.39	5	2.32	103	50	150	
1,2-Dichloropropane	2.16	5	2.32	93.1	40	160	
1,3,5-Trimethylbenzene	2.27	5	2.32	97.8	20	180	
1,3-Dichlorobenzene	2.27	5	2.32	97.8	50	150	
1,3-Dichloropropane	2.39	5	2.32	103	50	150	
1,4-Dichloro-2-butene	2.07	5	2.32	89.2	20	180	
1,4-Dichlorobenzene	2.43	5	2.32	105	50	150	
1-Chlorohexane	3.23	5	2.32	139	20	180	
2,2-Dichloropropane	2.09	5	2.32	90.1	40	160	
2-Chloroethylvinylether	1.68	15	2.32	72.4	20	180	
2-Chlorotoluene	2.45	5	2.32	106	50	150	
4-Chlorotoluene	2.40	5	2.32	103	20	180	
Acrolein	4.98	50	5.8	85.9	20	200	
Acrylonitrile	4.24	10	4.64	91.4	30	170	
Benzene	2.16	5	2.32	93.1	50	150	
Bromobenzene	2.26	5	2.32	97.4	50	150	
Bromochloromethane	2.13	5	2.32	91.8	30	170	
Bromodichloromethane	2.17	5	2.32	93.5	50	150	
Bromoform	1.82	5	2.32	78.4	30	120	
Bromomethane	2.78	5	2.32	120	20	200	
Carbon disulfide	2.02	5	2.32	87.1	20	200	
Carbon tetrachloride	2.29	5	2.32	98.7	50	150	
Chlorobenzene	2.35	5	2.32	101	50	150	
Chloroethane	2.29	5	2.32	98.7	20	180	
Chloroform	2.32	5	2.32	100	50	150	
Chloromethane	2.45	5	2.32	106	40	180	
cis-1,2-Dichloroethene	2.10	5	2.32	90.5	50	150	
cis-1,3-Dichloropropene	2.03	5	2.32	87.5	40	160	

DCS REPORTING

RunID:	GCMS2_100817A	Prep Date:	8/18/2010
SampID:	DCS-42633	Anaysis Date:	8/18/2010
TestNo:	SW8260B	Units:	µg/Kg
BatchID:	42633		

Analyte	Result	RL	SPK Val	%REC	Low Limit	High Limit	Flag
Cyclohexane	2.10	15	2.32	90.5	20	180	
Dibromochloromethane	2.04	5	2.32	87.9	40	160	
Dibromomethane	2.19	5	2.32	94.4	50	150	
Dichlorodifluoromethane	1.86	5	2.32	80.2	50	150	
Ethylbenzene	2.30	5	2.32	99.1	60	140	
Hexachlorobutadiene	2.60	5	2.32	112	20	200	
Iodomethane	2.08	5	2.32	89.7	20	200	
Isopropyl alcohol	7.06	50	5.8	122	20	200	
Isopropylbenzene	2.32	5	2.32	100	30	170	
m,p-Xylene	4.53	5	4.64	97.6	40	160	
Methyl Acetate	2.49	15	2.32	107	30	180	
Methyl tert-butyl ether	2.30	5	2.32	99.1	50	150	
Methylcyclohexane	2.11	15	2.32	90.9	20	200	
Methylene chloride	3.19	5	2.32	138	20	200	
n-Butylbenzene	2.19	5	2.32	94.4	20	180	
n-Propylbenzene	2.26	5	2.32	97.4	40	160	
Naphthalene	3.05	15	2.32	131	20	200	
o-Xylene	2.28	5	2.32	98.3	30	170	
p-Isopropyltoluene	2.22	5	2.32	95.7	20	180	
sec-Butylbenzene	2.29	5	2.32	98.7	30	170	
Styrene	2.09	5	2.32	90.1	20	200	
tert-Butylbenzene	2.33	5	2.32	100	20	180	
Tetrachloroethene	2.25	5	2.32	97.0	50	150	
Toluene	2.28	5	2.32	98.3	40	160	
Total Xylenes	6.81	5	6.96	97.8	30	170	
trans-1,2-Dichloroethene	2.07	5	2.32	89.2	50	150	
trans-1,3-Dichloropropene	1.95	5	2.32	84.1	40	160	
Trichloroethene	2.07	5	2.32	89.2	50	150	
Trichlorofluoromethane	2.33	15	2.32	100	50	150	
Vinyl acetate	5.59	15	5.8	96.4	20	200	
Vinyl chloride	2.04	5	2.32	87.9	50	150	

DCS REPORTING

RunID:	GCMS2_100817A	Prep Date:	8/18/2010
SampID:	DCS2-42633	Anaysis Date:	8/18/2010
TestNo:	SW8260B	Units:	µg/Kg
BatchID:	R50959		

Analyte	Result	RL	SPK Val	%REC	Low Limit	High Limit	Flag
2-Butanone	2.82	15	2.32	122	40	160	
2-Hexanone	2.68	15	2.32	116	20	180	
4-Methyl-2-pentanone	2.35	15	2.32	101	50	150	
Acetone	2.25	50	2.32	97.0	20	200	

DCS REPORTING

RunID:	GCMS5_100816A	Prep Date:	8/16/2010
SampID:	DCS-42635	Anaysis Date:	8/16/2010
TestNo:	SW8260B	Units:	µg/L
BatchID:	42635		

Analyte	Result	RL	SPK Val	%REC	Low Limit	High Limit	Flag
1,1,1-Trichloroethane	0.170	1	0.232	73.3	60	140	
1,1,2,2-Tetrachloroethane	0.140	1	0.232	60.3	50	150	
1,1-Dichloroethane	0.190	1	0.232	81.9	50	150	
1,1-Dichloroethene	0.190	1	0.232	81.9	50	150	
1,2-Dichloroethane	0.210	1	0.232	90.5	50	150	
1,3-Dichlorobenzene	0.170	1	0.232	73.3	50	150	
1,3-Dichloropropane	0.140	1	0.232	60.3	50	150	
2-Chlorotoluene	0.180	1	0.232	77.6	50	150	
4-Chlorotoluene	0.160	1	0.232	69.0	20	180	
Benzene	0.230	1	0.232	99.1	50	150	
Bromobenzene	0.190	1	0.232	81.9	50	150	
Bromodichloromethane	0.210	1	0.232	90.5	50	150	
Bromomethane	0.200	1	0.232	86.2	20	200	
Chlorobenzene	0.290	1	0.232	125	50	150	
Chloroform	0.220	1	0.232	94.8	50	150	
Chloromethane	0.200	1	0.232	86.2	40	180	
cis-1,2-Dichloroethene	0.200	1	0.232	86.2	50	150	
Dibromochloromethane	0.180	1	0.232	77.6	40	160	
Dibromomethane	0.250	1	0.232	108	50	150	
Dichlorodifluoromethane	0.170	1	0.232	73.3	50	150	
Ethyl tert-butyl ether (ETBE)	0.120	2	0.232	51.7	20	200	
Ethylbenzene	0.180	1	0.232	77.6	60	140	
Methyl tert-butyl ether	0.190	1	0.232	81.9	50	150	
n-Propylbenzene	0.170	1	0.232	73.3	40	160	
Total THMs	0.610	1	0.928	65.7	30	160	
trans-1,2-Dichloroethene	0.160	1	0.232	69.0	50	150	
Trichlorofluoromethane	0.210	1	0.232	90.5	50	150	
Vinyl chloride	0.180	1	0.232	77.6	50	150	

DCS REPORTING

RunID:	GCMS5_100816A	Prep Date:	8/16/2010
SampID:	DCS2-42635	Anaysis Date:	8/16/2010
TestNo:	SW8260B	Units:	µg/L
BatchID:	42635		

Analyte	Result	RL	SPK Val	%REC	Low Limit	High Limit	Flag
1,1,1,2-Tetrachloroethane	0.350	1	0.464	75.4	50	150	
1,1,2-Trichloroethane	0.350	1	0.464	75.4	40	160	
1,1-Dichloropropene	0.300	1	0.464	64.7	30	170	
1,2-Dibromoethane	0.300	1	0.464	64.7	40	160	
1,2-Dichloropropane	0.370	1	0.464	79.7	40	160	
1,4-Dichlorobenzene	0.330	1	0.464	71.1	50	150	
2,2-Dichloropropane	0.310	1	0.464	66.8	40	160	
Acrolein	4.44	15	4.64	95.7	20	200	
Acrylonitrile	1.51	3	0.928	163	30	170	
Bromochloromethane	0.180	1	0.464	38.8	30	170	
Carbon tetrachloride	0.360	1	0.464	77.6	50	150	
Isopropyl alcohol	2.99	15	4.64	64.4	20	200	
tert-Butylbenzene	0.740	1	0.464	159	20	180	
Vinyl acetate	2.36	10	4.64	50.9	20	200	

DCS REPORTING

RunID:	GCMS5_100816A	Prep Date:	8/16/2010
SampID:	DCS3-42635	Anaysis Date:	8/17/2010
TestNo:	SW8260B	Units:	µg/L
BatchID:	42635		

Analyte	Result	RL	SPK Val	%REC	Low Limit	High Limit	Flag
1,2,3-Trichloropropane	0.960	1	0.928	103	20	180	
1,2,4-Trimethylbenzene	0.480	5	0.928	51.7	20	180	
1,2-Dichlorobenzene	1.26	1	0.928	136	50	150	
1,3,5-Trimethylbenzene	0.590	5	0.928	63.6	20	180	
1-Chlorohexane	1.40	5	0.928	151	20	180	
Bromoform	1.14	1	0.928	123	30	150	
Chloroethane	0.830	1	0.928	89.4	20	180	
cis-1,3-Dichloropropene	1.15	1	0.928	124	40	160	
Hexachlorobutadiene	1.47	3	0.928	158	20	200	
Isopropyl ether (DIPE)	1.23	2	0.928	133	20	200	
Isopropylbenzene	1.18	1	0.928	127	30	170	
m,p-Xylene	2.22	2	1.856	120	40	160	
Methylene chloride	0.780	2.5	0.928	84.1	20	200	
n-Butylbenzene	1.46	1	0.928	157	20	180	
o-Xylene	1.35	1	0.928	145	30	170	
p-Isopropyltoluene	1.35	1	0.928	145	20	180	
sec-Butylbenzene	1.19	1	0.928	128	30	170	
Tert-amyl methyl ether (TAME)	1.04	2	0.928	112	20	200	
Tert-butanol (TBA)	7.51	20	4.64	162	20	200	
Tetrachloroethene	0.780	2	0.928	84.1	50	150	
Toluene	0.870	2	0.928	93.8	40	160	
Total Xylenes	3.57	1	2.784	128	30	170	
trans-1,3-Dichloropropene	1.30	1	0.928	140	40	160	
Trichloroethene	0.780	2	0.928	84.1	50	150	

DCS REPORTING

RunID:	GCMS5_100816A	Prep Date:	8/16/2010
SampID:	DCS4-42635	Anaysis Date:	8/17/2010
TestNo:	SW8260B	Units:	µg/L
BatchID:	42635		

Analyte	Result	RL	SPK Val	%REC	Low Limit	High Limit	Flag
1,1,2-Trichlorotrifluoroethane	4.09	15	4.64	88.1	40	160	
1,2,3-Trichlorobenzene	5.72	5	4.64	123	20	180	
1,2,4-Trichlorobenzene	5.92	5	4.64	128	20	180	
1,2-Dibromo-3-chloropropane	6.04	10	4.64	130	20	180	
1,4-Dichloro-2-butene	3.60	5	4.64	77.6	20	180	
2-Butanone	3.68	15	4.64	79.3	40	160	
2-Chloroethylvinylether	6.77	15	4.64	146	20	180	
2-Hexanone	6.95	15	4.64	150	20	180	
4-Methyl-2-pentanone	3.66	15	4.64	78.9	50	150	
Acetone	4.54	15	4.64	97.8	20	200	
Carbon disulfide	4.12	15	4.64	88.8	20	200	
Cyclohexane	3.32	15	4.64	71.6	20	180	
Iodomethane	7.29	15	4.64	157	20	200	
Methyl Acetate	4.58	15	4.64	98.7	30	180	
Methylcyclohexane	3.49	15	4.64	75.2	20	200	
Naphthalene	6.48	15	4.64	140	20	200	

DCS REPORTING

RunID:	GCMS6_100810B	Prep Date:	8/9/2010
SampID:	DCS-42431-PAH	Anaysis Date:	8/10/2010
TestNo:	SW8270C	Units:	mg/Kg
BatchID:	42431		

Analyte	Result	RL	SPK Val	%REC	Low Limit	High Limit	Flag
1-Methylnaphthalene	0.00656	0.05	0.01	65.6	10	200	
2-Methylnaphthalene	0.00435	0.05	0.01	43.5	10	200	
Acenaphthene	0.00657	0.05	0.01	65.7	10	200	
Acenaphthylene	0.00711	0.05	0.01	71.1	10	200	
Anthracene	0.00740	0.05	0.01	74.0	10	200	
Benzo[a]anthracene	0.0105	0.05	0.01	105	10	200	
Benzo[a]pyrene	0.0103	0.05	0.01	103	10	200	
Benzo[b]fluoranthene	0.0128	0.05	0.01	128	10	200	
Benzo[e]pyrene	0.0155	0.05	0.01	155	10	200	
Benzo[g,h,i]perylene	0.0105	0.05	0.01	105	10	200	
Benzo[k]fluoranthene	0.00977	0.05	0.01	97.7	10	200	
Biphenyl	0.00872	0.05	0.01	87.2	10	200	
Chrysene	0.0100	0.05	0.01	100	10	200	
Dibenz[a,h]anthracene	0.00987	0.05	0.01	98.7	10	200	
Fluoranthene	0.0118	0.05	0.01	118	10	200	
Fluorene	0.00638	0.05	0.01	63.8	10	200	
Indeno[1,2,3-cd]pyrene	0.0107	0.05	0.01	107	10	200	
Naphthalene	0.00606	0.05	0.01	60.6	10	200	
Phenanthrene	0.00830	0.05	0.01	83.0	10	200	
Pyrene	0.0123	0.05	0.01	123	10	200	
Quinoline	0.00462	0.05	0.01	46.2	10	200	

DCS REPORTING

RunID:	GCMS6_100917A	Prep Date:	9/16/2010
SampID:	DCS2-43025-PAH	Anaysis Date:	9/17/2010
TestNo:	SW8270C	Units:	µg/L
BatchID:	43025		

Analyte	Result	RL	SPK Val	%REC	Low Limit	High Limit	Flag
1-Methylnaphthalene	0.0159	0.05	0.02	79.6	10	250	
2-Methylnaphthalene	0.0137	0.05	0.02	68.6	10	250	
Acenaphthene	0.0127	0.05	0.02	63.6	10	250	
Acenaphthylene	0.0127	0.05	0.02	63.3	10	250	
Anthracene	0.0157	0.05	0.02	78.5	10	250	
Benzo[a]anthracene	0.0170	0.05	0.02	84.8	10	250	
Benzo[a]pyrene	0.0149	0.05	0.02	74.6	10	250	
Benzo[b]fluoranthene	0.0170	0.05	0.02	85.1	10	250	
Benzo[e]pyrene	0.0236	0.05	0.02	118	10	250	
Benzo[g,h,i]perylene	0.00678	0.05	0.02	33.9	10	250	
Benzo[k]fluoranthene	0.0173	0.05	0.02	86.5	10	250	
Biphenyl	0.0165	0.05	0.02	82.3	10	250	
Chrysene	0.0151	0.05	0.02	75.3	10	250	
Dibenz[a,h]anthracene	0.0178	0.01	0.02	88.9	10	250	
Fluoranthene	0.0185	0.05	0.02	92.7	10	250	
Fluorene	0.0155	0.05	0.02	77.5	10	250	
Indeno[1,2,3-cd]pyrene	0.0159	0.05	0.02	79.5	10	250	
Naphthalene	0.0225	0.05	0.02	112	10	250	
Phenanthrene	0.0180	0.05	0.02	89.8	10	250	
Pyrene	0.0181	0.05	0.02	90.7	10	250	
Quinoline	0.0151	0.05	0.02	75.4	10	250	

CLIENT: Geo Strata Environmental Consultants
Project: Hillcrest CEI
Lab Order: 1010123

CASE NARRATIVE

Samples were analyzed using the methods outlined in the following references:

Method TX1005 - Total Petroleum Hydrocarbons (soil & water)
Method SW8260B - Volatile Organics (soil & water) (The compound Cyclohexane is not NELAC Certified)
Method SW8270C - PAH Analysis (soil & water)
Method D2216 - Percent Moisture

Exception Report R1-01

Samples were received and log-in performed on 10/19/2010. A total of 5 samples were received. The samples arrived in good condition and were properly packaged.

Exception Report R7-01

For Volatiles, TX1005 and PAH analyses for soils, the reference sample designated for the MS/MSDs is sample SO-SB20-01 (1010124-06). An MS/MSD is not applicable for the Trip Blank, Equipment Blank and Field Blank.

DHL Analytical

Date: 10/26/10

CLIENT: Geo Strata Environmental Consultants
Project: Hillcrest CEI
Lab Order: 1010123

Work Order Sample Summary

Lab Smp ID	Client Sample ID	Tag Number	Date Collected	Date Recv'd
1010123-01	Trip Blank		10/18/10	10/19/10
1010123-02	SO MW-6 01		10/18/10 11:18 AM	10/19/10
1010123-03	SO MW-6 02		10/18/10 11:26 AM	10/19/10
1010123-04	GW EB 02		10/18/10 03:35 PM	10/19/10
1010123-05	GW FB-1		10/18/10 05:00 PM	10/19/10

CLIENT: Geo Strata Environmental Consultants
Project: Hillcrest CEI
Lab Order: 1010123

PREP DATES REPORT

Sample ID	Client Sample ID	Collection Date	Matrix	Test Number	Test Name	Prep Date	Batch ID
1010123-01A	Trip Blank	10/18/10	Trip Blank	SW5030B	Purge and Trap Water GC/MS	10/20/10 09:53 AM	43453
1010123-02A	SO MW-6 01	10/18/10 11:18 AM	Soil	SW5035	Purge and Trap 5035	10/19/10 04:19 PM	43492
1010123-02B	SO MW-6 01	10/18/10 11:18 AM	Soil	TX1005	TX1005 Soil Prep	10/20/10 10:23 AM	43500
1010123-02C	SO MW-6 01	10/18/10 11:18 AM	Soil	SW3550B	Soil Prep Sonication: PAH	10/20/10 01:34 PM	43506
	SO MW-6 01	10/18/10 11:18 AM	Soil	D2216	Moisture Preparation	10/21/10 02:17 PM	43533
1010123-03A	SO MW-6 02	10/18/10 11:26 AM	Soil	SW5035	Purge and Trap 5035	10/19/10 04:19 PM	43492
1010123-03B	SO MW-6 02	10/18/10 11:26 AM	Soil	TX1005	TX1005 Soil Prep	10/20/10 10:23 AM	43500
1010123-03C	SO MW-6 02	10/18/10 11:26 AM	Soil	SW3550B	Soil Prep Sonication: PAH	10/20/10 01:34 PM	43506
	SO MW-6 02	10/18/10 11:26 AM	Soil	D2216	Moisture Preparation	10/21/10 02:17 PM	43533
1010123-04A	GW EB 02	10/18/10 03:35 PM	Equip Blank	SW5030B	Purge and Trap Water GC/MS	10/20/10 09:53 AM	43453
1010123-04B	GW EB 02	10/18/10 03:35 PM	Equip Blank	TX1005	TX1005 Water Prep	10/19/10 01:25 PM	43484
1010123-04C	GW EB 02	10/18/10 03:35 PM	Equip Blank	SW3510C	Aq Prep Sep Funnel: PAH	10/25/10 08:59 AM	43558
1010123-05A	GW FB-1	10/18/10 05:00 PM	Field Blank	SW5030B	Purge and Trap Water GC/MS	10/20/10 09:53 AM	43453

CLIENT: Geo Strata Environmental Consultants
Project: Hillcrest CEI
Lab Order: 1010123

ANALYTICAL DATES REPORT

Sample ID	Client Sample ID	Matrix	Test Number	Test Name	Batch ID	Dilution	Analysis Date	Run ID
1010123-01A	Trip Blank	Trip Blank	SW8260B	8260 Water Volatiles by GC/MS	43453	1	10/20/10 12:16 PM	GCMS5_101020C
1010123-02A	SO MW-6 01	Soil	SW8260B	Volatiles by 8260/5035 GC/MS	43492	1	10/19/10 10:08 PM	GCMS2_101019A
1010123-02B	SO MW-6 01	Soil	TX1005	Tx1005 TPH Soil	43500	1	10/20/10 02:47 PM	GC12_101020B
1010123-02C	SO MW-6 01	Soil	SW8270C	PAHs: GC/MS	43506	1	10/20/10 06:40 PM	GCMS6_101020A
	SO MW-6 01	Soil	D2216	Percent Moisture	43533	1	10/22/10 09:00 AM	PMOIST_101021B
1010123-03A	SO MW-6 02	Soil	SW8260B	Volatiles by 8260/5035 GC/MS	43492	1	10/19/10 10:41 PM	GCMS2_101019A
1010123-03B	SO MW-6 02	Soil	TX1005	Tx1005 TPH Soil	43500	1	10/20/10 02:56 PM	GC12_101020B
1010123-03C	SO MW-6 02	Soil	SW8270C	PAHs: GC/MS	43506	1	10/20/10 07:11 PM	GCMS6_101020A
	SO MW-6 02	Soil	D2216	Percent Moisture	43533	1	10/22/10 09:00 AM	PMOIST_101021B
1010123-04A	GW EB 02	Equip Blank	SW8260B	8260 Water Volatiles by GC/MS	43453	1	10/20/10 12:40 PM	GCMS5_101020C
1010123-04B	GW EB 02	Equip Blank	TX1005	Tx1005 TPH Water	43484	1	10/20/10 11:19 AM	GC12_101020A
1010123-04C	GW EB 02	Equip Blank	SW8270C	PAHs: GC/MS	43558	1	10/25/10 01:34 PM	GCMS6_101025A
1010123-05A	GW FB-1	Field Blank	SW8260B	8260 Water Volatiles by GC/MS	43453	1	10/20/10 01:04 PM	GCMS5_101020C

CLIENT: Geo Strata Environmental Consultants
Project: Hillcrest CEI
Project No: HCEI 760 SL 11
Lab Order: 1010123

Client Sample ID: Trip Blank
Lab ID: 1010123-01
Collection Date: 10/18/10
Matrix: Trip Blank

Analyses	Result	SDL	RL	Qual	Units	DF	Date Analyzed
8260 Water Volatiles by GC/MS		**SW8260B**					**Analyst: AJR**
1,1,1-Trichloroethane	<0.000200	0.000200	0.00100		mg/L	1	10/20/10 12:16 PM
1,1,2,2-Tetrachloroethane	<0.000200	0.000200	0.00100		mg/L	1	10/20/10 12:16 PM
1,1,2-Trichloroethane	<0.000200	0.000200	0.00100		mg/L	1	10/20/10 12:16 PM
1,1,2-Trichlorotrifluoroethane	<0.00500	0.00500	0.0150		mg/L	1	10/20/10 12:16 PM
1,1-Dichloroethane	<0.000200	0.000200	0.00100		mg/L	1	10/20/10 12:16 PM
1,1-Dichloroethene	<0.000200	0.000200	0.00100		mg/L	1	10/20/10 12:16 PM
1,2,4-Trichlorobenzene	<0.00150	0.00150	0.00500		mg/L	1	10/20/10 12:16 PM
1,2-Dibromo-3-chloropropane	<0.00300	0.00300	0.0100		mg/L	1	10/20/10 12:16 PM
1,2-Dibromoethane	<0.000200	0.000200	0.00100		mg/L	1	10/20/10 12:16 PM
1,2-Dichlorobenzene	<0.000300	0.000300	0.00100		mg/L	1	10/20/10 12:16 PM
1,2-Dichloroethane	<0.000300	0.000300	0.00100		mg/L	1	10/20/10 12:16 PM
1,2-Dichloropropane	<0.000200	0.000200	0.00100		mg/L	1	10/20/10 12:16 PM
1,3-Dichlorobenzene	<0.000300	0.000300	0.00100		mg/L	1	10/20/10 12:16 PM
1,4-Dichlorobenzene	<0.000300	0.000300	0.00100		mg/L	1	10/20/10 12:16 PM
2-Butanone	<0.00500	0.00500	0.0150		mg/L	1	10/20/10 12:16 PM
2-Hexanone	<0.00500	0.00500	0.0150		mg/L	1	10/20/10 12:16 PM
4-Methyl-2-pentanone	<0.00500	0.00500	0.0150		mg/L	1	10/20/10 12:16 PM
Acetone	<0.00500	0.00500	0.0150		mg/L	1	10/20/10 12:16 PM
Benzene	<0.000200	0.000200	0.00100		mg/L	1	10/20/10 12:16 PM
Bromodichloromethane	<0.000200	0.000200	0.00100		mg/L	1	10/20/10 12:16 PM
Bromoform	<0.000200	0.000200	0.00100		mg/L	1	10/20/10 12:16 PM
Bromomethane	<0.000300	0.000300	0.00100		mg/L	1	10/20/10 12:16 PM
Carbon disulfide	<0.00500	0.00500	0.0150		mg/L	1	10/20/10 12:16 PM
Carbon tetrachloride	<0.000200	0.000200	0.00100		mg/L	1	10/20/10 12:16 PM
Chlorobenzene	<0.000200	0.000200	0.00100		mg/L	1	10/20/10 12:16 PM
Chloroethane	<0.000300	0.000300	0.00100		mg/L	1	10/20/10 12:16 PM
Chloroform	<0.000300	0.000300	0.00100		mg/L	1	10/20/10 12:16 PM
Chloromethane	<0.000300	0.000300	0.00100		mg/L	1	10/20/10 12:16 PM
cis-1,2-Dichloroethene	<0.000200	0.000200	0.00100		mg/L	1	10/20/10 12:16 PM
cis-1,3-Dichloropropene	<0.000200	0.000200	0.00100		mg/L	1	10/20/10 12:16 PM
Cyclohexane	<0.00500	0.00500	0.0150	N	mg/L	1	10/20/10 12:16 PM
Dibromochloromethane	<0.000200	0.000200	0.00100		mg/L	1	10/20/10 12:16 PM
Dichlorodifluoromethane	<0.000200	0.000200	0.00100		mg/L	1	10/20/10 12:16 PM
Ethylbenzene	<0.000300	0.000300	0.00100		mg/L	1	10/20/10 12:16 PM
Isopropylbenzene	<0.000200	0.000200	0.00100		mg/L	1	10/20/10 12:16 PM
m,p-Xylene	<0.000600	0.000600	0.00200		mg/L	1	10/20/10 12:16 PM
Methyl Acetate	<0.00500	0.00500	0.0150		mg/L	1	10/20/10 12:16 PM
Methyl tert-butyl ether	<0.000300	0.000300	0.00100		mg/L	1	10/20/10 12:16 PM
Methylcyclohexane	<0.00500	0.00500	0.0150		mg/L	1	10/20/10 12:16 PM
Methylene chloride	<0.00250	0.00250	0.00250		mg/L	1	10/20/10 12:16 PM
o-Xylene	<0.000300	0.000300	0.00100		mg/L	1	10/20/10 12:16 PM
Styrene	<0.000200	0.000200	0.00100		mg/L	1	10/20/10 12:16 PM
Tetrachloroethene	<0.000600	0.000600	0.00200		mg/L	1	10/20/10 12:16 PM
Toluene	<0.000600	0.000600	0.00200		mg/L	1	10/20/10 12:16 PM

Qualifiers:

	See Final Page of Report for MQLs and MDLs	J	Analyte detected between SDL and RL
B	Analyte detected in the associated Method Blank	N	Parameter not NELAC certified
C	Sample Result or QC discussed in the Case Narrative	ND	Not Detected at the SDL
DF	Dilution Factor	RL	Reporting Limit (MQL adjusted for moisture and sample size)
E	TPH pattern not Gas or Diesel Range Pattern	S	Spike Recovery outside control limits
		SDL	Sample Detection Limit

CLIENT: Geo Strata Environmental Consultants
Project: Hillcrest CEI
Project No: HCEI 760 SL 11
Lab Order: 1010123

Client Sample ID: Trip Blank
Lab ID: 1010123-01
Collection Date: 10/18/10
Matrix: Trip Blank

Analyses	Result	SDL	RL	Qual	Units	DF	Date Analyzed
trans-1,2-Dichloroethene	<0.000200	0.000200	0.00100		mg/L	1	10/20/10 12:16 PM
trans-1,3-Dichloropropene	<0.000200	0.000200	0.00100		mg/L	1	10/20/10 12:16 PM
Trichloroethene	<0.000600	0.000600	0.00200		mg/L	1	10/20/10 12:16 PM
Trichlorofluoromethane	<0.000200	0.000200	0.00100		mg/L	1	10/20/10 12:16 PM
Vinyl chloride	<0.000100	0.000100	0.00100		mg/L	1	10/20/10 12:16 PM
Surr: 1,2-Dichloroethane-d4	93.2	0	72 - 119		%REC	1	10/20/10 12:16 PM
Surr: 4-Bromofluorobenzene	103	0	76 - 119		%REC	1	10/20/10 12:16 PM
Surr: Dibromofluoromethane	99.0	0	85 - 115		%REC	1	10/20/10 12:16 PM
Surr: Toluene-d8	95.5	0	81 - 120		%REC	1	10/20/10 12:16 PM

Qualifiers:

	See Final Page of Report for MQLs and MDLs
B	Analyte detected in the associated Method Blank
C	Sample Result or QC discussed in the Case Narrative
DF	Dilution Factor
E	TPH pattern not Gas or Diesel Range Pattern
J	Analyte detected between SDL and RL
N	Parameter not NELAC certified
ND	Not Detected at the SDL
RL	Reporting Limit (MQL adjusted for moisture and sample size)
S	Spike Recovery outside control limits
SDL	Sample Detection Limit

CLIENT: Geo Strata Environmental Consultants
Project: Hillcrest CEI
Project No: HCEI 760 SL 11
Lab Order: 1010123

Client Sample ID: SO MW-6 01
Lab ID: 1010123-02
Collection Date: 10/18/10 11:18 AM
Matrix: Soil

Analyses	Result	SDL	RL	Qual	Units	DF	Date Analyzed
Tx1005 TPH Soil		**TX1005**					**Analyst: AV**
T/R Hydrocarbons: C6-C12	<7.86	7.86	22.5		mg/Kg-dry	1	10/20/10 02:47 PM
T/R Hydrocarbons: >C12-C28	<7.86	7.86	22.5		mg/Kg-dry	1	10/20/10 02:47 PM
T/R Hydrocarbons: >C28-C35	<7.86	7.86	22.5		mg/Kg-dry	1	10/20/10 02:47 PM
T/R Hydrocarbons: C6-C35	<7.86	7.86	22.5		mg/Kg-dry	1	10/20/10 02:47 PM
Surr: Isopropylbenzene	104	0	70 - 130		%REC	1	10/20/10 02:47 PM
Surr: Octacosane	101	0	70 - 130		%REC	1	10/20/10 02:47 PM
PAHs: GC/MS		**SW8270C**					**Analyst: DO**
Acenaphthene	<0.0242	0.0242	0.0606		mg/Kg-dry	1	10/20/10 06:40 PM
Acenaphthylene	<0.0121	0.0121	0.0606		mg/Kg-dry	1	10/20/10 06:40 PM
Anthracene	<0.0121	0.0121	0.0606		mg/Kg-dry	1	10/20/10 06:40 PM
Benzo[a]anthracene	<0.0242	0.0242	0.0606		mg/Kg-dry	1	10/20/10 06:40 PM
Benzo[a]pyrene	<0.0363	0.0363	0.0606		mg/Kg-dry	1	10/20/10 06:40 PM
Benzo[b]fluoranthene	<0.0242	0.0242	0.0606		mg/Kg-dry	1	10/20/10 06:40 PM
Benzo[g,h,i]perylene	<0.0242	0.0242	0.0606		mg/Kg-dry	1	10/20/10 06:40 PM
Benzo[k]fluoranthene	<0.0363	0.0363	0.0606		mg/Kg-dry	1	10/20/10 06:40 PM
Chrysene	<0.0242	0.0242	0.0606		mg/Kg-dry	1	10/20/10 06:40 PM
Dibenz[a,h]anthracene	<0.0242	0.0242	0.0606		mg/Kg-dry	1	10/20/10 06:40 PM
Fluoranthene	<0.0121	0.0121	0.0606		mg/Kg-dry	1	10/20/10 06:40 PM
Fluorene	<0.0121	0.0121	0.0606		mg/Kg-dry	1	10/20/10 06:40 PM
Indeno[1,2,3-cd]pyrene	<0.0121	0.0121	0.0606		mg/Kg-dry	1	10/20/10 06:40 PM
Naphthalene	<0.0121	0.0121	0.0606		mg/Kg-dry	1	10/20/10 06:40 PM
Phenanthrene	<0.0121	0.0121	0.0606		mg/Kg-dry	1	10/20/10 06:40 PM
Pyrene	<0.0242	0.0242	0.0606		mg/Kg-dry	1	10/20/10 06:40 PM
Surr: 2-Fluorobiphenyl	52.9	0	40 - 140		%REC	1	10/20/10 06:40 PM
Surr: 4-Terphenyl-d14	64.8	0	40 - 140		%REC	1	10/20/10 06:40 PM
Volatiles by 8260/5035 GC/MS		**SW8260B**					**Analyst: CZ**
1,1,1-Trichloroethane	<0.00117	0.00117	0.00584		mg/Kg-dry	1	10/19/10 10:08 PM
1,1,2,2-Tetrachloroethane	<0.00117	0.00117	0.00584		mg/Kg-dry	1	10/19/10 10:08 PM
1,1,2-Trichloroethane	<0.00117	0.00117	0.00584		mg/Kg-dry	1	10/19/10 10:08 PM
1,1,2-Trichlorotrifluoroethane	<0.00584	0.00584	0.0175		mg/Kg-dry	1	10/19/10 10:08 PM
1,1-Dichloroethane	<0.00117	0.00117	0.00584		mg/Kg-dry	1	10/19/10 10:08 PM
1,1-Dichloroethene	<0.00117	0.00117	0.00584		mg/Kg-dry	1	10/19/10 10:08 PM
1,2,4-Trichlorobenzene	<0.00117	0.00117	0.00584		mg/Kg-dry	1	10/19/10 10:08 PM
1,2-Dibromo-3-chloropropane	<0.00117	0.00117	0.00584		mg/Kg-dry	1	10/19/10 10:08 PM
1,2-Dibromoethane	<0.00117	0.00117	0.00584		mg/Kg-dry	1	10/19/10 10:08 PM
1,2-Dichlorobenzene	<0.00117	0.00117	0.00584		mg/Kg-dry	1	10/19/10 10:08 PM
1,2-Dichloroethane	<0.00117	0.00117	0.00584		mg/Kg-dry	1	10/19/10 10:08 PM
1,2-Dichloropropane	<0.00117	0.00117	0.00584		mg/Kg-dry	1	10/19/10 10:08 PM
1,3-Dichlorobenzene	<0.00117	0.00117	0.00584		mg/Kg-dry	1	10/19/10 10:08 PM
1,4-Dichlorobenzene	<0.00117	0.00117	0.00584		mg/Kg-dry	1	10/19/10 10:08 PM
2-Butanone	<0.00584	0.00584	0.0175		mg/Kg-dry	1	10/19/10 10:08 PM
2-Hexanone	<0.00584	0.00584	0.0175		mg/Kg-dry	1	10/19/10 10:08 PM
4-Methyl-2-pentanone	<0.00584	0.00584	0.0175		mg/Kg-dry	1	10/19/10 10:08 PM
Acetone	<0.0175	0.0175	0.0584		mg/Kg-dry	1	10/19/10 10:08 PM

Qualifiers:

	See Final Page of Report for MQLs and MDLs	J	Analyte detected between SDL and RL
B	Analyte detected in the associated Method Blank	N	Parameter not NELAC certified
C	Sample Result or QC discussed in the Case Narrative	ND	Not Detected at the SDL
DF	Dilution Factor	RL	Reporting Limit (MQL adjusted for moisture and sample size)
E	TPH pattern not Gas or Diesel Range Pattern	S	Spike Recovery outside control limits
		SDL	Sample Detection Limit

CLIENT: Geo Strata Environmental Consultants
Project: Hillcrest CEI
Project No: HCEI 760 SL 11
Lab Order: 1010123

Client Sample ID: SO MW-6 01
Lab ID: 1010123-02
Collection Date: 10/18/10 11:18 AM
Matrix: Soil

Analyses	Result	SDL	RL	Qual	Units	DF	Date Analyzed
Benzene	<0.00117	0.00117	0.00584		mg/Kg-dry	1	10/19/10 10:08 PM
Bromodichloromethane	<0.00117	0.00117	0.00584		mg/Kg-dry	1	10/19/10 10:08 PM
Bromoform	<0.00117	0.00117	0.00584		mg/Kg-dry	1	10/19/10 10:08 PM
Bromomethane	<0.00117	0.00117	0.00584		mg/Kg-dry	1	10/19/10 10:08 PM
Carbon disulfide	<0.00117	0.00117	0.00584		mg/Kg-dry	1	10/19/10 10:08 PM
Carbon tetrachloride	<0.00117	0.00117	0.00584		mg/Kg-dry	1	10/19/10 10:08 PM
Chlorobenzene	<0.00117	0.00117	0.00584		mg/Kg-dry	1	10/19/10 10:08 PM
Chloroethane	<0.00117	0.00117	0.00584		mg/Kg-dry	1	10/19/10 10:08 PM
Chloroform	<0.00117	0.00117	0.00584		mg/Kg-dry	1	10/19/10 10:08 PM
Chloromethane	<0.00117	0.00117	0.00584		mg/Kg-dry	1	10/19/10 10:08 PM
cis-1,2-Dichloroethene	<0.00117	0.00117	0.00584		mg/Kg-dry	1	10/19/10 10:08 PM
cis-1,3-Dichloropropene	<0.00117	0.00117	0.00584		mg/Kg-dry	1	10/19/10 10:08 PM
Cyclohexane	<0.00584	0.00584	0.0175	N	mg/Kg-dry	1	10/19/10 10:08 PM
Dibromochloromethane	<0.00117	0.00117	0.00584		mg/Kg-dry	1	10/19/10 10:08 PM
Dichlorodifluoromethane	<0.00117	0.00117	0.00584		mg/Kg-dry	1	10/19/10 10:08 PM
Ethylbenzene	<0.00117	0.00117	0.00584		mg/Kg-dry	1	10/19/10 10:08 PM
Isopropylbenzene	<0.00117	0.00117	0.00584		mg/Kg-dry	1	10/19/10 10:08 PM
m,p-Xylene	<0.00117	0.00117	0.00584		mg/Kg-dry	1	10/19/10 10:08 PM
Methyl Acetate	<0.00584	0.00584	0.0175		mg/Kg-dry	1	10/19/10 10:08 PM
Methyl tert-butyl ether	<0.00117	0.00117	0.00584		mg/Kg-dry	1	10/19/10 10:08 PM
Methylcyclohexane	<0.00584	0.00584	0.0175		mg/Kg-dry	1	10/19/10 10:08 PM
Methylene chloride	<0.00584	0.00584	0.00584		mg/Kg-dry	1	10/19/10 10:08 PM
o-Xylene	<0.00117	0.00117	0.00584		mg/Kg-dry	1	10/19/10 10:08 PM
Styrene	<0.00117	0.00117	0.00584		mg/Kg-dry	1	10/19/10 10:08 PM
Tetrachloroethene	<0.00117	0.00117	0.00584		mg/Kg-dry	1	10/19/10 10:08 PM
Toluene	<0.00117	0.00117	0.00584		mg/Kg-dry	1	10/19/10 10:08 PM
trans-1,2-Dichloroethene	<0.00117	0.00117	0.00584		mg/Kg-dry	1	10/19/10 10:08 PM
trans-1,3-Dichloropropene	<0.00117	0.00117	0.00584		mg/Kg-dry	1	10/19/10 10:08 PM
Trichloroethene	<0.00117	0.00117	0.00584		mg/Kg-dry	1	10/19/10 10:08 PM
Trichlorofluoromethane	<0.00584	0.00584	0.0175		mg/Kg-dry	1	10/19/10 10:08 PM
Vinyl chloride	<0.00117	0.00117	0.00584		mg/Kg-dry	1	10/19/10 10:08 PM
Surr: 1,2-Dichloroethane-d4	113	0	52 - 149		%REC	1	10/19/10 10:08 PM
Surr: 4-Bromofluorobenzene	104	0	84 - 118		%REC	1	10/19/10 10:08 PM
Surr: Dibromofluoromethane	99.5	0	65 - 135		%REC	1	10/19/10 10:08 PM
Surr: Toluene-d8	103	0	84 - 116		%REC	1	10/19/10 10:08 PM
Percent Moisture		**D2216**					**Analyst: AA**
Percent Moisture	19.3	0	0		WT%	1	10/22/10 09:00 AM

Qualifiers: See Final Page of Report for MQLs and MDLs

B	Analyte detected in the associated Method Blank	J	Analyte detected between SDL and RL
C	Sample Result or QC discussed in the Case Narrative	N	Parameter not NELAC certified
DF	Dilution Factor	ND	Not Detected at the SDL
E	TPH pattern not Gas or Diesel Range Pattern	RL	Reporting Limit (MQL adjusted for moisture and sample size)
		S	Spike Recovery outside control limits
		SDL	Sample Detection Limit

CLIENT: Geo Strata Environmental Consultants
Project: Hillcrest CEI
Project No: HCEI 760 SL 11
Lab Order: 1010123

Client Sample ID: SO MW-6 02
Lab ID: 1010123-03
Collection Date: 10/18/10 11:26 AM
Matrix: Soil

Analyses	Result	SDL	RL	Qual	Units	DF	Date Analyzed
Tx1005 TPH Soil		**TX1005**					**Analyst: AV**
T/R Hydrocarbons: C6-C12	<7.78	7.78	22.2		mg/Kg-dry	1	10/20/10 02:56 PM
T/R Hydrocarbons: >C12-C28	<7.78	7.78	22.2		mg/Kg-dry	1	10/20/10 02:56 PM
T/R Hydrocarbons: >C28-C35	<7.78	7.78	22.2		mg/Kg-dry	1	10/20/10 02:56 PM
T/R Hydrocarbons: C6-C35	<7.78	7.78	22.2		mg/Kg-dry	1	10/20/10 02:56 PM
Surr: Isopropylbenzene	103	0	70 - 130		%REC	1	10/20/10 02:56 PM
Surr: Octacosane	99.3	0	70 - 130		%REC	1	10/20/10 02:56 PM
PAHs: GC/MS		**SW8270C**					**Analyst: DO**
Acenaphthene	<0.0242	0.0242	0.0605		mg/Kg-dry	1	10/20/10 07:11 PM
Acenaphthylene	<0.0121	0.0121	0.0605		mg/Kg-dry	1	10/20/10 07:11 PM
Anthracene	<0.0121	0.0121	0.0605		mg/Kg-dry	1	10/20/10 07:11 PM
Benzo[a]anthracene	<0.0242	0.0242	0.0605		mg/Kg-dry	1	10/20/10 07:11 PM
Benzo[a]pyrene	<0.0363	0.0363	0.0605		mg/Kg-dry	1	10/20/10 07:11 PM
Benzo[b]fluoranthene	<0.0242	0.0242	0.0605		mg/Kg-dry	1	10/20/10 07:11 PM
Benzo[g,h,i]perylene	<0.0242	0.0242	0.0605		mg/Kg-dry	1	10/20/10 07:11 PM
Benzo[k]fluoranthene	<0.0363	0.0363	0.0605		mg/Kg-dry	1	10/20/10 07:11 PM
Chrysene	<0.0242	0.0242	0.0605		mg/Kg-dry	1	10/20/10 07:11 PM
Dibenz[a,h]anthracene	<0.0242	0.0242	0.0605		mg/Kg-dry	1	10/20/10 07:11 PM
Fluoranthene	<0.0121	0.0121	0.0605		mg/Kg-dry	1	10/20/10 07:11 PM
Fluorene	<0.0121	0.0121	0.0605		mg/Kg-dry	1	10/20/10 07:11 PM
Indeno[1,2,3-cd]pyrene	<0.0121	0.0121	0.0605		mg/Kg-dry	1	10/20/10 07:11 PM
Naphthalene	<0.0121	0.0121	0.0605		mg/Kg-dry	1	10/20/10 07:11 PM
Phenanthrene	<0.0121	0.0121	0.0605		mg/Kg-dry	1	10/20/10 07:11 PM
Pyrene	<0.0242	0.0242	0.0605		mg/Kg-dry	1	10/20/10 07:11 PM
Surr: 2-Fluorobiphenyl	49.4	0	40 - 140		%REC	1	10/20/10 07:11 PM
Surr: 4-Terphenyl-d14	61.5	0	40 - 140		%REC	1	10/20/10 07:11 PM
Volatiles by 8260/5035 GC/MS		**SW8260B**					**Analyst: CZ**
1,1,1-Trichloroethane	<0.00106	0.00106	0.00528		mg/Kg-dry	1	10/19/10 10:41 PM
1,1,2,2-Tetrachloroethane	<0.00106	0.00106	0.00528		mg/Kg-dry	1	10/19/10 10:41 PM
1,1,2-Trichloroethane	<0.00106	0.00106	0.00528		mg/Kg-dry	1	10/19/10 10:41 PM
1,1,2-Trichlorotrifluoroethane	<0.00528	0.00528	0.0159		mg/Kg-dry	1	10/19/10 10:41 PM
1,1-Dichloroethane	<0.00106	0.00106	0.00528		mg/Kg-dry	1	10/19/10 10:41 PM
1,1-Dichloroethene	<0.00106	0.00106	0.00528		mg/Kg-dry	1	10/19/10 10:41 PM
1,2,4-Trichlorobenzene	<0.00106	0.00106	0.00528		mg/Kg-dry	1	10/19/10 10:41 PM
1,2-Dibromo-3-chloropropane	<0.00106	0.00106	0.00528		mg/Kg-dry	1	10/19/10 10:41 PM
1,2-Dibromoethane	<0.00106	0.00106	0.00528		mg/Kg-dry	1	10/19/10 10:41 PM
1,2-Dichlorobenzene	<0.00106	0.00106	0.00528		mg/Kg-dry	1	10/19/10 10:41 PM
1,2-Dichloroethane	<0.00106	0.00106	0.00528		mg/Kg-dry	1	10/19/10 10:41 PM
1,2-Dichloropropane	<0.00106	0.00106	0.00528		mg/Kg-dry	1	10/19/10 10:41 PM
1,3-Dichlorobenzene	<0.00106	0.00106	0.00528		mg/Kg-dry	1	10/19/10 10:41 PM
1,4-Dichlorobenzene	<0.00106	0.00106	0.00528		mg/Kg-dry	1	10/19/10 10:41 PM
2-Butanone	<0.00528	0.00528	0.0159		mg/Kg-dry	1	10/19/10 10:41 PM
2-Hexanone	<0.00528	0.00528	0.0159		mg/Kg-dry	1	10/19/10 10:41 PM
4-Methyl-2-pentanone	<0.00528	0.00528	0.0159		mg/Kg-dry	1	10/19/10 10:41 PM
Acetone	<0.0159	0.0159	0.0528		mg/Kg-dry	1	10/19/10 10:41 PM

Qualifiers:

	See Final Page of Report for MQLs and MDLs	J	Analyte detected between SDL and RL
B	Analyte detected in the associated Method Blank	N	Parameter not NELAC certified
C	Sample Result or QC discussed in the Case Narrative	ND	Not Detected at the SDL
DF	Dilution Factor	RL	Reporting Limit (MQL adjusted for moisture and sample size)
E	TPH pattern not Gas or Diesel Range Pattern	S	Spike Recovery outside control limits
		SDL	Sample Detection Limit

CLIENT: Geo Strata Environmental Consultants
Project: Hillcrest CEI
Project No: HCEI 760 SL 11
Lab Order: 1010123

Client Sample ID: SO MW-6 02
Lab ID: 1010123-03
Collection Date: 10/18/10 11:26 AM
Matrix: Soil

Analyses	Result	SDL	RL	Qual	Units	DF	Date Analyzed
Benzene	<0.00106	0.00106	0.00528		mg/Kg-dry	1	10/19/10 10:41 PM
Bromodichloromethane	<0.00106	0.00106	0.00528		mg/Kg-dry	1	10/19/10 10:41 PM
Bromoform	<0.00106	0.00106	0.00528		mg/Kg-dry	1	10/19/10 10:41 PM
Bromomethane	<0.00106	0.00106	0.00528		mg/Kg-dry	1	10/19/10 10:41 PM
Carbon disulfide	<0.00106	0.00106	0.00528		mg/Kg-dry	1	10/19/10 10:41 PM
Carbon tetrachloride	<0.00106	0.00106	0.00528		mg/Kg-dry	1	10/19/10 10:41 PM
Chlorobenzene	<0.00106	0.00106	0.00528		mg/Kg-dry	1	10/19/10 10:41 PM
Chloroethane	<0.00106	0.00106	0.00528		mg/Kg-dry	1	10/19/10 10:41 PM
Chloroform	<0.00106	0.00106	0.00528		mg/Kg-dry	1	10/19/10 10:41 PM
Chloromethane	<0.00106	0.00106	0.00528		mg/Kg-dry	1	10/19/10 10:41 PM
cis-1,2-Dichloroethene	<0.00106	0.00106	0.00528		mg/Kg-dry	1	10/19/10 10:41 PM
cis-1,3-Dichloropropene	<0.00106	0.00106	0.00528		mg/Kg-dry	1	10/19/10 10:41 PM
Cyclohexane	<0.00528	0.00528	0.0159	N	mg/Kg-dry	1	10/19/10 10:41 PM
Dibromochloromethane	<0.00106	0.00106	0.00528		mg/Kg-dry	1	10/19/10 10:41 PM
Dichlorodifluoromethane	<0.00106	0.00106	0.00528		mg/Kg-dry	1	10/19/10 10:41 PM
Ethylbenzene	<0.00106	0.00106	0.00528		mg/Kg-dry	1	10/19/10 10:41 PM
Isopropylbenzene	<0.00106	0.00106	0.00528		mg/Kg-dry	1	10/19/10 10:41 PM
m,p-Xylene	<0.00106	0.00106	0.00528		mg/Kg-dry	1	10/19/10 10:41 PM
Methyl Acetate	<0.00528	0.00528	0.0159		mg/Kg-dry	1	10/19/10 10:41 PM
Methyl tert-butyl ether	<0.00106	0.00106	0.00528		mg/Kg-dry	1	10/19/10 10:41 PM
Methylcyclohexane	<0.00528	0.00528	0.0159		mg/Kg-dry	1	10/19/10 10:41 PM
Methylene chloride	<0.00528	0.00528	0.00528		mg/Kg-dry	1	10/19/10 10:41 PM
o-Xylene	<0.00106	0.00106	0.00528		mg/Kg-dry	1	10/19/10 10:41 PM
Styrene	<0.00106	0.00106	0.00528		mg/Kg-dry	1	10/19/10 10:41 PM
Tetrachloroethene	<0.00106	0.00106	0.00528		mg/Kg-dry	1	10/19/10 10:41 PM
Toluene	<0.00106	0.00106	0.00528		mg/Kg-dry	1	10/19/10 10:41 PM
trans-1,2-Dichloroethene	<0.00106	0.00106	0.00528		mg/Kg-dry	1	10/19/10 10:41 PM
trans-1,3-Dichloropropene	<0.00106	0.00106	0.00528		mg/Kg-dry	1	10/19/10 10:41 PM
Trichloroethene	<0.00106	0.00106	0.00528		mg/Kg-dry	1	10/19/10 10:41 PM
Trichlorofluoromethane	<0.00528	0.00528	0.0159		mg/Kg-dry	1	10/19/10 10:41 PM
Vinyl chloride	<0.00106	0.00106	0.00528		mg/Kg-dry	1	10/19/10 10:41 PM
Surr: 1,2-Dichloroethane-d4	108	0	52 - 149		%REC	1	10/19/10 10:41 PM
Surr: 4-Bromofluorobenzene	102	0	84 - 118		%REC	1	10/19/10 10:41 PM
Surr: Dibromofluoromethane	98.5	0	65 - 135		%REC	1	10/19/10 10:41 PM
Surr: Toluene-d8	102	0	84 - 116		%REC	1	10/19/10 10:41 PM
Percent Moisture		**D2216**					**Analyst: AA**
Percent Moisture	17.6	0	0		WT%	1	10/22/10 09:00 AM

Qualifiers:

	See Final Page of Report for MQLs and MDLs	J	Analyte detected between SDL and RL
B	Analyte detected in the associated Method Blank	N	Parameter not NELAC certified
C	Sample Result or QC discussed in the Case Narrative	ND	Not Detected at the SDL
DF	Dilution Factor	RL	Reporting Limit (MQL adjusted for moisture and sample size)
E	TPH pattern not Gas or Diesel Range Pattern	S	Spike Recovery outside control limits
		SDL	Sample Detection Limit

CLIENT: Geo Strata Environmental Consultants
Project: Hillcrest CEI
Project No: HCEI 760 SL 11
Lab Order: 1010123

Client Sample ID: GW EB 02
Lab ID: 1010123-04
Collection Date: 10/18/10 03:35 PM
Matrix: Equip Blank

Analyses	Result	SDL	RL	Qual	Units	DF	Date Analyzed
Tx1005 TPH Water		**TX1005**					**Analyst: AV**
T/R Hydrocarbons: C6-C12	<0.696	0.696	1.99		mg/L	1	10/20/10 11:19 AM
T/R Hydrocarbons: >C12-C28	<0.696	0.696	1.99		mg/L	1	10/20/10 11:19 AM
T/R Hydrocarbons: >C28-C35	<0.696	0.696	1.99		mg/L	1	10/20/10 11:19 AM
T/R Hydrocarbons: C6-C35	<0.696	0.696	1.99		mg/L	1	10/20/10 11:19 AM
Surr: Isopropylbenzene	94.3	0	70 - 130		%REC	1	10/20/10 11:19 AM
Surr: Octacosane	97.1	0	70 - 130		%REC	1	10/20/10 11:19 AM
PAHs: GC/MS		**SW8270C**					**Analyst: DO**
Acenaphthene	<0.0000250	0.0000250	0.0000500		mg/L	1	10/25/10 01:34 PM
Acenaphthylene	<0.0000250	0.0000250	0.0000500		mg/L	1	10/25/10 01:34 PM
Anthracene	<0.0000250	0.0000250	0.0000500		mg/L	1	10/25/10 01:34 PM
Benzo[a]anthracene	<0.0000250	0.0000250	0.0000500		mg/L	1	10/25/10 01:34 PM
Benzo[a]pyrene	<0.0000250	0.0000250	0.0000500		mg/L	1	10/25/10 01:34 PM
Benzo[b]fluoranthene	<0.0000250	0.0000250	0.0000500		mg/L	1	10/25/10 01:34 PM
Benzo[g,h,i]perylene	<0.0000250	0.0000250	0.0000500		mg/L	1	10/25/10 01:34 PM
Benzo[k]fluoranthene	<0.0000250	0.0000250	0.0000500		mg/L	1	10/25/10 01:34 PM
Chrysene	<0.0000250	0.0000250	0.0000500		mg/L	1	10/25/10 01:34 PM
Dibenz[a,h]anthracene	<0.00000500	0.00000500	0.0000100		mg/L	1	10/25/10 01:34 PM
Fluoranthene	<0.0000250	0.0000250	0.0000500		mg/L	1	10/25/10 01:34 PM
Fluorene	<0.0000250	0.0000250	0.0000500		mg/L	1	10/25/10 01:34 PM
Indeno[1,2,3-cd]pyrene	<0.0000250	0.0000250	0.0000500		mg/L	1	10/25/10 01:34 PM
Naphthalene	0.000126	0.0000250	0.0000500		mg/L	1	10/25/10 01:34 PM
Phenanthrene	<0.0000250	0.0000250	0.0000500		mg/L	1	10/25/10 01:34 PM
Pyrene	<0.0000250	0.0000250	0.0000500		mg/L	1	10/25/10 01:34 PM
Surr: 2-Fluorobiphenyl	53.9	0	40 - 140		%REC	1	10/25/10 01:34 PM
Surr: 4-Terphenyl-d14	58.6	0	40 - 140		%REC	1	10/25/10 01:34 PM
8260 Water Volatiles by GC/MS		**SW8260B**					**Analyst: AJR**
1,1,1-Trichloroethane	<0.000200	0.000200	0.00100		mg/L	1	10/20/10 12:40 PM
1,1,2,2-Tetrachloroethane	<0.000200	0.000200	0.00100		mg/L	1	10/20/10 12:40 PM
1,1,2-Trichloroethane	<0.000200	0.000200	0.00100		mg/L	1	10/20/10 12:40 PM
1,1,2-Trichlorotrifluoroethane	<0.00500	0.00500	0.0150		mg/L	1	10/20/10 12:40 PM
1,1-Dichloroethane	<0.000200	0.000200	0.00100		mg/L	1	10/20/10 12:40 PM
1,1-Dichloroethene	<0.000200	0.000200	0.00100		mg/L	1	10/20/10 12:40 PM
1,2,4-Trichlorobenzene	<0.00150	0.00150	0.00500		mg/L	1	10/20/10 12:40 PM
1,2-Dibromo-3-chloropropane	<0.00300	0.00300	0.0100		mg/L	1	10/20/10 12:40 PM
1,2-Dibromoethane	<0.000200	0.000200	0.00100		mg/L	1	10/20/10 12:40 PM
1,2-Dichlorobenzene	<0.000300	0.000300	0.00100		mg/L	1	10/20/10 12:40 PM
1,2-Dichloroethane	<0.000300	0.000300	0.00100		mg/L	1	10/20/10 12:40 PM
1,2-Dichloropropane	<0.000200	0.000200	0.00100		mg/L	1	10/20/10 12:40 PM
1,3-Dichlorobenzene	<0.000300	0.000300	0.00100		mg/L	1	10/20/10 12:40 PM
1,4-Dichlorobenzene	<0.000300	0.000300	0.00100		mg/L	1	10/20/10 12:40 PM
2-Butanone	<0.00500	0.00500	0.0150		mg/L	1	10/20/10 12:40 PM
2-Hexanone	<0.00500	0.00500	0.0150		mg/L	1	10/20/10 12:40 PM
4-Methyl-2-pentanone	<0.00500	0.00500	0.0150		mg/L	1	10/20/10 12:40 PM
Acetone	0.00629	0.00500	0.0150	J	mg/L	1	10/20/10 12:40 PM

Qualifiers:

	See Final Page of Report for MQLs and MDLs	J	Analyte detected between SDL and RL
B	Analyte detected in the associated Method Blank	N	Parameter not NELAC certified
C	Sample Result or QC discussed in the Case Narrative	ND	Not Detected at the SDL
DF	Dilution Factor	RL	Reporting Limit (MQL adjusted for moisture and sample size)
E	TPH pattern not Gas or Diesel Range Pattern	S	Spike Recovery outside control limits
		SDL	Sample Detection Limit

CLIENT: Geo Strata Environmental Consultants
Project: Hillcrest CEI
Project No: HCEI 760 SL 11
Lab Order: 1010123

Client Sample ID: GW EB 02
Lab ID: 1010123-04
Collection Date: 10/18/10 03:35 PM
Matrix: Equip Blank

Analyses	Result	SDL	RL	Qual	Units	DF	Date Analyzed
Benzene	<0.000200	0.000200	0.00100		mg/L	1	10/20/10 12:40 PM
Bromodichloromethane	<0.000200	0.000200	0.00100		mg/L	1	10/20/10 12:40 PM
Bromoform	<0.000200	0.000200	0.00100		mg/L	1	10/20/10 12:40 PM
Bromomethane	<0.000300	0.000300	0.00100		mg/L	1	10/20/10 12:40 PM
Carbon disulfide	<0.00500	0.00500	0.0150		mg/L	1	10/20/10 12:40 PM
Carbon tetrachloride	<0.000200	0.000200	0.00100		mg/L	1	10/20/10 12:40 PM
Chlorobenzene	<0.000200	0.000200	0.00100		mg/L	1	10/20/10 12:40 PM
Chloroethane	<0.000300	0.000300	0.00100		mg/L	1	10/20/10 12:40 PM
Chloroform	<0.000300	0.000300	0.00100		mg/L	1	10/20/10 12:40 PM
Chloromethane	<0.000300	0.000300	0.00100		mg/L	1	10/20/10 12:40 PM
cis-1,2-Dichloroethene	<0.000200	0.000200	0.00100		mg/L	1	10/20/10 12:40 PM
cis-1,3-Dichloropropene	<0.000200	0.000200	0.00100		mg/L	1	10/20/10 12:40 PM
Cyclohexane	<0.00500	0.00500	0.0150	N	mg/L	1	10/20/10 12:40 PM
Dibromochloromethane	<0.000200	0.000200	0.00100		mg/L	1	10/20/10 12:40 PM
Dichlorodifluoromethane	<0.000200	0.000200	0.00100		mg/L	1	10/20/10 12:40 PM
Ethylbenzene	<0.000300	0.000300	0.00100		mg/L	1	10/20/10 12:40 PM
Isopropylbenzene	<0.000200	0.000200	0.00100		mg/L	1	10/20/10 12:40 PM
m,p-Xylene	<0.000600	0.000600	0.00200		mg/L	1	10/20/10 12:40 PM
Methyl Acetate	<0.00500	0.00500	0.0150		mg/L	1	10/20/10 12:40 PM
Methyl tert-butyl ether	<0.000300	0.000300	0.00100		mg/L	1	10/20/10 12:40 PM
Methylcyclohexane	<0.00500	0.00500	0.0150		mg/L	1	10/20/10 12:40 PM
Methylene chloride	<0.00250	0.00250	0.00250		mg/L	1	10/20/10 12:40 PM
o-Xylene	<0.000300	0.000300	0.00100		mg/L	1	10/20/10 12:40 PM
Styrene	<0.000200	0.000200	0.00100		mg/L	1	10/20/10 12:40 PM
Tetrachloroethene	<0.000600	0.000600	0.00200		mg/L	1	10/20/10 12:40 PM
Toluene	<0.000600	0.000600	0.00200		mg/L	1	10/20/10 12:40 PM
trans-1,2-Dichloroethene	<0.000200	0.000200	0.00100		mg/L	1	10/20/10 12:40 PM
trans-1,3-Dichloropropene	<0.000200	0.000200	0.00100		mg/L	1	10/20/10 12:40 PM
Trichloroethene	<0.000600	0.000600	0.00200		mg/L	1	10/20/10 12:40 PM
Trichlorofluoromethane	<0.000200	0.000200	0.00100		mg/L	1	10/20/10 12:40 PM
Vinyl chloride	<0.000100	0.000100	0.00100		mg/L	1	10/20/10 12:40 PM
Surr: 1,2-Dichloroethane-d4	95.2	0	72 - 119		%REC	1	10/20/10 12:40 PM
Surr: 4-Bromofluorobenzene	104	0	76 - 119		%REC	1	10/20/10 12:40 PM
Surr: Dibromofluoromethane	99.7	0	85 - 115		%REC	1	10/20/10 12:40 PM
Surr: Toluene-d8	96.8	0	81 - 120		%REC	1	10/20/10 12:40 PM

Qualifiers:

	See Final Page of Report for MQLs and MDLs	J	Analyte detected between SDL and RL
B	Analyte detected in the associated Method Blank	N	Parameter not NELAC certified
C	Sample Result or QC discussed in the Case Narrative	ND	Not Detected at the SDL
DF	Dilution Factor	RL	Reporting Limit (MQL adjusted for moisture and sample size)
E	TPH pattern not Gas or Diesel Range Pattern	S	Spike Recovery outside control limits
		SDL	Sample Detection Limit

CLIENT: Geo Strata Environmental Consultants
Project: Hillcrest CEI
Project No: HCEI 760 SL 11
Lab Order: 1010123

Client Sample ID: GW FB-1
Lab ID: 1010123-05
Collection Date: 10/18/10 05:00 PM
Matrix: Field Blank

Analyses	Result	SDL	RL	Qual	Units	DF	Date Analyzed
8260 Water Volatiles by GC/MS		**SW8260B**					**Analyst: AJR**
1,1,1-Trichloroethane	<0.000200	0.000200	0.00100		mg/L	1	10/20/10 01:04 PM
1,1,2,2-Tetrachloroethane	<0.000200	0.000200	0.00100		mg/L	1	10/20/10 01:04 PM
1,1,2-Trichloroethane	<0.000200	0.000200	0.00100		mg/L	1	10/20/10 01:04 PM
1,1,2-Trichlorotrifluoroethane	<0.00500	0.00500	0.0150		mg/L	1	10/20/10 01:04 PM
1,1-Dichloroethane	<0.000200	0.000200	0.00100		mg/L	1	10/20/10 01:04 PM
1,1-Dichloroethene	<0.000200	0.000200	0.00100		mg/L	1	10/20/10 01:04 PM
1,2,4-Trichlorobenzene	<0.00150	0.00150	0.00500		mg/L	1	10/20/10 01:04 PM
1,2-Dibromo-3-chloropropane	<0.00300	0.00300	0.0100		mg/L	1	10/20/10 01:04 PM
1,2-Dibromoethane	<0.000200	0.000200	0.00100		mg/L	1	10/20/10 01:04 PM
1,2-Dichlorobenzene	<0.000300	0.000300	0.00100		mg/L	1	10/20/10 01:04 PM
1,2-Dichloroethane	<0.000300	0.000300	0.00100		mg/L	1	10/20/10 01:04 PM
1,2-Dichloropropane	<0.000200	0.000200	0.00100		mg/L	1	10/20/10 01:04 PM
1,3-Dichlorobenzene	<0.000300	0.000300	0.00100		mg/L	1	10/20/10 01:04 PM
1,4-Dichlorobenzene	<0.000300	0.000300	0.00100		mg/L	1	10/20/10 01:04 PM
2-Butanone	<0.00500	0.00500	0.0150		mg/L	1	10/20/10 01:04 PM
2-Hexanone	<0.00500	0.00500	0.0150		mg/L	1	10/20/10 01:04 PM
4-Methyl-2-pentanone	<0.00500	0.00500	0.0150		mg/L	1	10/20/10 01:04 PM
Acetone	0.00561	0.00500	0.0150	J	mg/L	1	10/20/10 01:04 PM
Benzene	<0.000200	0.000200	0.00100		mg/L	1	10/20/10 01:04 PM
Bromodichloromethane	<0.000200	0.000200	0.00100		mg/L	1	10/20/10 01:04 PM
Bromoform	<0.000200	0.000200	0.00100		mg/L	1	10/20/10 01:04 PM
Bromomethane	<0.000300	0.000300	0.00100		mg/L	1	10/20/10 01:04 PM
Carbon disulfide	<0.00500	0.00500	0.0150		mg/L	1	10/20/10 01:04 PM
Carbon tetrachloride	<0.000200	0.000200	0.00100		mg/L	1	10/20/10 01:04 PM
Chlorobenzene	<0.000200	0.000200	0.00100		mg/L	1	10/20/10 01:04 PM
Chloroethane	<0.000300	0.000300	0.00100		mg/L	1	10/20/10 01:04 PM
Chloroform	<0.000300	0.000300	0.00100		mg/L	1	10/20/10 01:04 PM
Chloromethane	<0.000300	0.000300	0.00100		mg/L	1	10/20/10 01:04 PM
cis-1,2-Dichloroethene	<0.000200	0.000200	0.00100		mg/L	1	10/20/10 01:04 PM
cis-1,3-Dichloropropene	<0.000200	0.000200	0.00100		mg/L	1	10/20/10 01:04 PM
Cyclohexane	<0.00500	0.00500	0.0150	N	mg/L	1	10/20/10 01:04 PM
Dibromochloromethane	<0.000200	0.000200	0.00100		mg/L	1	10/20/10 01:04 PM
Dichlorodifluoromethane	<0.000200	0.000200	0.00100		mg/L	1	10/20/10 01:04 PM
Ethylbenzene	<0.000300	0.000300	0.00100		mg/L	1	10/20/10 01:04 PM
Isopropylbenzene	<0.000200	0.000200	0.00100		mg/L	1	10/20/10 01:04 PM
m,p-Xylene	<0.000600	0.000600	0.00200		mg/L	1	10/20/10 01:04 PM
Methyl Acetate	<0.00500	0.00500	0.0150		mg/L	1	10/20/10 01:04 PM
Methyl tert-butyl ether	<0.000300	0.000300	0.00100		mg/L	1	10/20/10 01:04 PM
Methylcyclohexane	<0.00500	0.00500	0.0150		mg/L	1	10/20/10 01:04 PM
Methylene chloride	<0.00250	0.00250	0.00250		mg/L	1	10/20/10 01:04 PM
o-Xylene	<0.000300	0.000300	0.00100		mg/L	1	10/20/10 01:04 PM
Styrene	<0.000200	0.000200	0.00100		mg/L	1	10/20/10 01:04 PM
Tetrachloroethene	<0.000600	0.000600	0.00200		mg/L	1	10/20/10 01:04 PM
Toluene	<0.000600	0.000600	0.00200		mg/L	1	10/20/10 01:04 PM

Qualifiers:

	See Final Page of Report for MQLs and MDLs	J	Analyte detected between SDL and RL
B	Analyte detected in the associated Method Blank	N	Parameter not NELAC certified
C	Sample Result or QC discussed in the Case Narrative	ND	Not Detected at the SDL
DF	Dilution Factor	RL	Reporting Limit (MQL adjusted for moisture and sample size)
E	TPH pattern not Gas or Diesel Range Pattern	S	Spike Recovery outside control limits
		SDL	Sample Detection Limit

CLIENT: Geo Strata Environmental Consultants
Project: Hillcrest CEI
Project No: HCEI 760 SL 11
Lab Order: 1010123

Client Sample ID: GW FB-1
Lab ID: 1010123-05
Collection Date: 10/18/10 05:00 PM
Matrix: Field Blank

Analyses	Result	SDL	RL	Qual	Units	DF	Date Analyzed
trans-1,2-Dichloroethene	<0.000200	0.000200	0.00100		mg/L	1	10/20/10 01:04 PM
trans-1,3-Dichloropropene	<0.000200	0.000200	0.00100		mg/L	1	10/20/10 01:04 PM
Trichloroethene	<0.000600	0.000600	0.00200		mg/L	1	10/20/10 01:04 PM
Trichlorofluoromethane	<0.000200	0.000200	0.00100		mg/L	1	10/20/10 01:04 PM
Vinyl chloride	<0.000100	0.000100	0.00100		mg/L	1	10/20/10 01:04 PM
Surr: 1,2-Dichloroethane-d4	95.7	0	72 - 119		%REC	1	10/20/10 01:04 PM
Surr: 4-Bromofluorobenzene	103	0	76 - 119		%REC	1	10/20/10 01:04 PM
Surr: Dibromofluoromethane	99.3	0	85 - 115		%REC	1	10/20/10 01:04 PM
Surr: Toluene-d8	95.6	0	81 - 120		%REC	1	10/20/10 01:04 PM

Qualifiers:

	See Final Page of Report for MQLs and MDLs	J	Analyte detected between SDL and RL
B	Analyte detected in the associated Method Blank	N	Parameter not NELAC certified
C	Sample Result or QC discussed in the Case Narrative	ND	Not Detected at the SDL
DF	Dilution Factor	RL	Reporting Limit (MQL adjusted for moisture and sample size)
E	TPH pattern not Gas or Diesel Range Pattern	S	Spike Recovery outside control limits
		SDL	Sample Detection Limit

CLIENT: Geo Strata Environmental Consultants
Work Order: 1010123
Project: Hillcrest CEI

ANALYTICAL QC SUMMARY REPORT

RunID: GC12_101020A

Sample ID:	**LCS-43484**	**Batch ID:**	**43484**	**TestNo:**	**TX1005**	**Units:**	**mg/L**
SampType:	**LCS**	**Run ID:**	**GC12_101020A**	**Analysis Date:**	**10/20/10 09:03 AM**	**Prep Date:**	**10/19/10**

Analyte	**Result**	**RL**	**SPK value**	**Ref Val**	**%REC**	**LowLimit**	**HighLimit**	**%RPD**	**RPD Limit**	**Qual**
T/R Hydrocarbons: C6-C35	23.4	2.00	25.00	0	93.4	75	125			
Surr: Isopropylbenzene	2.41		2.500		96.5	70	130			
Surr: Octacosane	2.50		2.500		100	70	130			

Sample ID:	**LCSD-43484**	**Batch ID:**	**43484**	**TestNo:**	**TX1005**	**Units:**	**mg/L**
SampType:	**LCSD**	**Run ID:**	**GC12_101020A**	**Analysis Date:**	**10/20/10 09:12 AM**	**Prep Date:**	**10/19/10**

Analyte	**Result**	**RL**	**SPK value**	**Ref Val**	**%REC**	**LowLimit**	**HighLimit**	**%RPD**	**RPD Limit**	**Qual**
T/R Hydrocarbons: C6-C35	22.6	2.00	25.00	0	90.4	75	125	3.25	20	
Surr: Isopropylbenzene	2.38		2.500		95.1	70	130	0	0	
Surr: Octacosane	2.48		2.500		99.4	70	130	0	0	

Sample ID:	**MB-43484**	**Batch ID:**	**43484**	**TestNo:**	**TX1005**	**Units:**	**mg/L**
SampType:	**MBLK**	**Run ID:**	**GC12_101020A**	**Analysis Date:**	**10/20/10 09:21 AM**	**Prep Date:**	**10/19/10**

Analyte	**Result**	**RL**	**SPK value**	**Ref Val**	**%REC**	**LowLimit**	**HighLimit**	**%RPD**	**RPD Limit**	**Qual**
T/R Hydrocarbons: C6-C12	<0.700	2.00								
T/R Hydrocarbons: >C12-C28	<0.700	2.00								
T/R Hydrocarbons: >C28-C35	<0.700	2.00								
T/R Hydrocarbons: C6-C35	<0.700	2.00								
Surr: Isopropylbenzene	2.29		2.500		91.7	70	130			
Surr: Octacosane	2.43		2.500		97.4	70	130			

Qualifiers:

B	Analyte detected in the associated Method Blank	R	RPD outside accepted control limits
DF	Dilution Factor	RL	Reporting Limit
J	Analyte detected between MDL and RL	S	Spike Recovery outside control limits
MDL	Method Detection Limit	J	Analyte detected between SDL and RL
ND	Not Detected at the Method Detection Limit	N	Parameter not NELAC certified

CLIENT: Geo Strata Environmental Consultants
Work Order: 1010123
Project: Hillcrest CEI

ANALYTICAL QC SUMMARY REPORT

RunID: GC12_101020A

Sample ID:	**ICV-101020**	**Batch ID:**	**R51871**	**TestNo:**	**TX1005**	**Units:**	**mg/L**
SampType:	**ICV**	**Run ID:**	**GC12_101020A**	**Analysis Date:**	**10/20/10 08:46 AM**	**Prep Date:**	

Analyte	**Result**	**RL**	**SPK value**	**Ref Val**	**%REC**	**LowLimit**	**HighLimit**	**%RPD**	**RPD Limit**	**Qual**
T/R Hydrocarbons: C6-C35	970	2.00	1000	0	97.0	75	125			
Surr: Isopropylbenzene	50.1		50.00		100	70	130			
Surr: Octacosane	51.4		50.00		103	70	130			

Sample ID:	**CCV1-101020**	**Batch ID:**	**R51871**	**TestNo:**	**TX1005**	**Units:**	**mg/L**
SampType:	**CCV**	**Run ID:**	**GC12_101020A**	**Analysis Date:**	**10/20/10 10:33 AM**	**Prep Date:**	

Analyte	**Result**	**RL**	**SPK value**	**Ref Val**	**%REC**	**LowLimit**	**HighLimit**	**%RPD**	**RPD Limit**	**Qual**
T/R Hydrocarbons: C6-C35	471	2.00	500.0	0	94.1	75	125			
Surr: Isopropylbenzene	24.5		25.00		97.8	70	130			
Surr: Octacosane	25.0		25.00		100	70	130			

Sample ID:	**CCV2-101020**	**Batch ID:**	**R51871**	**TestNo:**	**TX1005**	**Units:**	**mg/L**
SampType:	**CCV**	**Run ID:**	**GC12_101020A**	**Analysis Date:**	**10/20/10 11:37 AM**	**Prep Date:**	

Analyte	**Result**	**RL**	**SPK value**	**Ref Val**	**%REC**	**LowLimit**	**HighLimit**	**%RPD**	**RPD Limit**	**Qual**
T/R Hydrocarbons: C6-C35	498	2.00	500.0	0	99.7	75	125			
Surr: Isopropylbenzene	25.5		25.00		102	70	130			
Surr: Octacosane	24.6		25.00		98.4	70	130			

Qualifiers:

B	Analyte detected in the associated Method Blank	R	RPD outside accepted control limits
DF	Dilution Factor	RL	Reporting Limit
J	Analyte detected between MDL and RL	S	Spike Recovery outside control limits
MDL	Method Detection Limit	J	Analyte detected between SDL and RL
ND	Not Detected at the Method Detection Limit	N	Parameter not NELAC certified

CLIENT: Geo Strata Environmental Consultants
Work Order: 1010123
Project: Hillcrest CEI

ANALYTICAL QC SUMMARY REPORT

RunID: GC12_101020B

Sample ID:	**LCS-43500**	**Batch ID:**	**43500**	**TestNo:**	**TX1005**	**Units:**	**mg/Kg**
SampType:	**LCS**	**Run ID:**	**GC12_101020B**	**Analysis Date:**	**10/20/10 11:56 AM**	**Prep Date:**	**10/20/10**

Analyte	**Result**	**RL**	**SPK value**	**Ref Val**	**%REC**	**LowLimit**	**HighLimit**	**%RPD**	**RPD Limit**	**Qual**
T/R Hydrocarbons: C6-C35	241	20.0	250.0	0	96.5	75	125			
Surr: Isopropylbenzene	23.9		25.00		95.7	70	130			
Surr: Octacosane	23.0		25.00		91.8	70	130			

Sample ID:	**LCSD-43500**	**Batch ID:**	**43500**	**TestNo:**	**TX1005**	**Units:**	**mg/Kg**
SampType:	**LCSD**	**Run ID:**	**GC12_101020B**	**Analysis Date:**	**10/20/10 12:05 PM**	**Prep Date:**	**10/20/10**

Analyte	**Result**	**RL**	**SPK value**	**Ref Val**	**%REC**	**LowLimit**	**HighLimit**	**%RPD**	**RPD Limit**	**Qual**
T/R Hydrocarbons: C6-C35	251	20.0	250.0	0	100	75	125	3.78	50	
Surr: Isopropylbenzene	24.7		25.00		98.9	70	130	0	0	
Surr: Octacosane	23.8		25.00		95.3	70	130	0	0	

Sample ID:	**MB-43500**	**Batch ID:**	**43500**	**TestNo:**	**TX1005**	**Units:**	**mg/Kg**
SampType:	**MBLK**	**Run ID:**	**GC12_101020B**	**Analysis Date:**	**10/20/10 12:14 PM**	**Prep Date:**	**10/20/10**

Analyte	**Result**	**RL**	**SPK value**	**Ref Val**	**%REC**	**LowLimit**	**HighLimit**	**%RPD**	**RPD Limit**	**Qual**
T/R Hydrocarbons: C6-C12	<7.00	20.0								
T/R Hydrocarbons: >C12-C28	<7.00	20.0								
T/R Hydrocarbons: >C28-C35	<7.00	20.0								
T/R Hydrocarbons: C6-C35	<7.00	20.0								
Surr: Isopropylbenzene	25.2		25.00		101	70	130			
Surr: Octacosane	24.1		25.00		96.6	70	130			

Sample ID:	**1010124-06BMS**	**Batch ID:**	**43500**	**TestNo:**	**TX1005**	**Units:**	**mg/Kg-dry**
SampType:	**MS**	**Run ID:**	**GC12_101020B**	**Analysis Date:**	**10/20/10 03:59 PM**	**Prep Date:**	**10/20/10**

Analyte	**Result**	**RL**	**SPK value**	**Ref Val**	**%REC**	**LowLimit**	**HighLimit**	**%RPD**	**RPD Limit**	**Qual**
T/R Hydrocarbons: C6-C35	313	24.4	305.0	0	103	75	125			
Surr: Isopropylbenzene	30.9		30.50		101	70	130			
Surr: Octacosane	30.6		30.50		100	70	130			

Sample ID:	**1010124-06BMSD**	**Batch ID:**	**43500**	**TestNo:**	**TX1005**	**Units:**	**mg/Kg-dry**
SampType:	**MSD**	**Run ID:**	**GC12_101020B**	**Analysis Date:**	**10/20/10 04:08 PM**	**Prep Date:**	**10/20/10**

Analyte	**Result**	**RL**	**SPK value**	**Ref Val**	**%REC**	**LowLimit**	**HighLimit**	**%RPD**	**RPD Limit**	**Qual**
T/R Hydrocarbons: C6-C35	330	24.7	308.4	0	107	75	125	5.04	50	
Surr: Isopropylbenzene	32.6		30.84		106	70	130	0	0	
Surr: Octacosane	30.5		30.84		99.0	70	130	0	0	

Qualifiers:

B	Analyte detected in the associated Method Blank	R	RPD outside accepted control limits
DF	Dilution Factor	RL	Reporting Limit
J	Analyte detected between MDL and RL	S	Spike Recovery outside control limits
MDL	Method Detection Limit	J	Analyte detected between SDL and RL
ND	Not Detected at the Method Detection Limit	N	Parameter not NELAC certified

CLIENT: Geo Strata Environmental Consultants
Work Order: 1010123
Project: Hillcrest CEI

ANALYTICAL QC SUMMARY REPORT

RunID: GC12_101020B

Sample ID:	**ICV-101020**	**Batch ID:**	**R51874**	**TestNo:**	**TX1005**	**Units:**	**mg/Kg**
SampType:	**ICV**	**Run ID:**	**GC12_101020B**	**Analysis Date:**	**10/20/10 08:46 AM**	**Prep Date:**	

Analyte	**Result**	**RL**	**SPK value**	**Ref Val**	**%REC**	**LowLimit**	**HighLimit**	**%RPD**	**RPD Limit**	**Qual**
T/R Hydrocarbons: C6-C35	970	20.0	1000	0	97.0	75	125			
Surr: Isopropylbenzene	50.1		50.00		100	70	130			
Surr: Octacosane	51.4		50.00		103	70	130			

Sample ID:	**CCV2-101020**	**Batch ID:**	**R51874**	**TestNo:**	**TX1005**	**Units:**	**mg/Kg**
SampType:	**CCV**	**Run ID:**	**GC12_101020B**	**Analysis Date:**	**10/20/10 11:37 AM**	**Prep Date:**	

Analyte	**Result**	**RL**	**SPK value**	**Ref Val**	**%REC**	**LowLimit**	**HighLimit**	**%RPD**	**RPD Limit**	**Qual**
T/R Hydrocarbons: C6-C35	498	20.0	500.0	0	99.7	75	125			
Surr: Isopropylbenzene	25.5		25.00		102	70	130			
Surr: Octacosane	24.6		25.00		98.4	70	130			

Sample ID:	**CCV3-101020**	**Batch ID:**	**R51874**	**TestNo:**	**TX1005**	**Units:**	**mg/Kg**
SampType:	**CCV**	**Run ID:**	**GC12_101020B**	**Analysis Date:**	**10/20/10 01:49 PM**	**Prep Date:**	

Analyte	**Result**	**RL**	**SPK value**	**Ref Val**	**%REC**	**LowLimit**	**HighLimit**	**%RPD**	**RPD Limit**	**Qual**
T/R Hydrocarbons: C6-C35	493	20.0	500.0	0	98.6	75	125			
Surr: Isopropylbenzene	26.5		25.00		106	70	130			
Surr: Octacosane	25.5		25.00		102	70	130			

Sample ID:	**CCV4-101020**	**Batch ID:**	**R51874**	**TestNo:**	**TX1005**	**Units:**	**mg/Kg**
SampType:	**CCV**	**Run ID:**	**GC12_101020B**	**Analysis Date:**	**10/20/10 02:38 PM**	**Prep Date:**	

Analyte	**Result**	**RL**	**SPK value**	**Ref Val**	**%REC**	**LowLimit**	**HighLimit**	**%RPD**	**RPD Limit**	**Qual**
T/R Hydrocarbons: C6-C35	525	20.0	500.0	0	105	75	125			
Surr: Isopropylbenzene	26.8		25.00		107	70	130			
Surr: Octacosane	25.9		25.00		103	70	130			

Sample ID:	**CCV5-101020**	**Batch ID:**	**R51874**	**TestNo:**	**TX1005**	**Units:**	**mg/Kg**
SampType:	**CCV**	**Run ID:**	**GC12_101020B**	**Analysis Date:**	**10/20/10 04:16 PM**	**Prep Date:**	

Analyte	**Result**	**RL**	**SPK value**	**Ref Val**	**%REC**	**LowLimit**	**HighLimit**	**%RPD**	**RPD Limit**	**Qual**
T/R Hydrocarbons: C6-C35	572	20.0	500.0	0	114	75	125			
Surr: Isopropylbenzene	29.1		25.00		116	70	130			
Surr: Octacosane	26.8		25.00		107	70	130			

Qualifiers:

B	Analyte detected in the associated Method Blank	R	RPD outside accepted control limits
DF	Dilution Factor	RL	Reporting Limit
J	Analyte detected between MDL and RL	S	Spike Recovery outside control limits
MDL	Method Detection Limit	J	Analyte detected between SDL and RL
ND	Not Detected at the Method Detection Limit	N	Parameter not NELAC certified

CLIENT: Geo Strata Environmental Consultants
Work Order: 1010123
Project: Hillcrest CEI

ANALYTICAL QC SUMMARY REPORT

RunID: GCMS6_101020A

Sample ID:	**LCS-43506**	**Batch ID:**	**43506**	**TestNo:**	**SW8270C**	**Units:**	**mg/Kg**
SampType:	**LCS**	**Run ID:**	**GCMS6_101020A**	**Analysis Date:**	**10/20/10 04:07 PM**	**Prep Date:**	**10/20/10**

Analyte	**Result**	**RL**	**SPK value**	**Ref Val**	**%REC**	**LowLimit**	**HighLimit**	**%RPD**	**RPD Limit**	**Qual**
Acenaphthene	0.680	0.0500	1.000	0	68.0	56	114			
Acenaphthylene	0.725	0.0500	1.000	0	72.5	56	116			
Anthracene	0.721	0.0500	1.000	0	72.1	40	113			
Benzo[a]anthracene	0.851	0.0500	1.000	0	85.1	52	108			
Benzo[a]pyrene	0.812	0.0500	1.000	0	81.2	48	115			
Benzo[b]fluoranthene	0.891	0.0500	1.000	0	89.1	43	115			
Benzo[g,h,i]perylene	0.878	0.0500	1.000	0	87.8	47	123			
Benzo[k]fluoranthene	0.805	0.0500	1.000	0	80.5	54	118			
Chrysene	0.850	0.0500	1.000	0	85.0	56	115			
Dibenz[a,h]anthracene	0.865	0.0500	1.000	0	86.5	43	120			
Fluoranthene	0.792	0.0500	1.000	0	79.2	41	108			
Fluorene	0.729	0.0500	1.000	0	72.9	47	128			
Indeno[1,2,3-cd]pyrene	0.873	0.0500	1.000	0	87.3	46	119			
Naphthalene	0.715	0.0500	1.000	0	71.5	55	113			
Phenanthrene	0.686	0.0500	1.000	0	68.6	55	114			
Pyrene	0.868	0.0500	1.000	0	86.8	42	125			
Surr: 2-Fluorobiphenyl	2.28		4.000		57.0	40	140			
Surr: 4-Terphenyl-d14	2.81		4.000		70.4	40	140			

Sample ID:	**1010124-06CMS**	**Batch ID:**	**43506**	**TestNo:**	**SW8270C**	**Units:**	**mg/Kg-dry**
SampType:	**MS**	**Run ID:**	**GCMS6_101020A**	**Analysis Date:**	**10/20/10 04:38 PM**	**Prep Date:**	**10/20/10**

Analyte	**Result**	**RL**	**SPK value**	**Ref Val**	**%REC**	**LowLimit**	**HighLimit**	**%RPD**	**RPD Limit**	**Qual**
Acenaphthene	0.879	0.0613	1.226	0	71.7	56	114			
Acenaphthylene	0.948	0.0613	1.226	0	77.3	56	116			
Anthracene	0.917	0.0613	1.226	0	74.8	40	113			
Benzo[a]anthracene	1.01	0.0613	1.226	0	82.2	52	108			
Benzo[a]pyrene	0.982	0.0613	1.226	0	80.1	48	115			
Benzo[b]fluoranthene	1.01	0.0613	1.226	0	82.5	43	115			
Benzo[g,h,i]perylene	1.05	0.0613	1.226	0	86.0	47	123			
Benzo[k]fluoranthene	0.995	0.0613	1.226	0	81.2	54	118			
Chrysene	1.02	0.0613	1.226	0	83.3	56	115			
Dibenz[a,h]anthracene	0.997	0.0613	1.226	0	81.3	43	120			
Fluoranthene	0.979	0.0613	1.226	0	79.8	41	108			
Fluorene	0.934	0.0613	1.226	0	76.2	47	128			
Indeno[1,2,3-cd]pyrene	1.05	0.0613	1.226	0	85.3	46	119			
Naphthalene	0.881	0.0613	1.226	0	71.9	55	113			
Phenanthrene	0.886	0.0613	1.226	0	72.3	55	114			
Pyrene	1.05	0.0613	1.226	0	85.4	42	125			
Surr: 2-Fluorobiphenyl	2.92		4.903		59.6	40	140			
Surr: 4-Terphenyl-d14	3.41		4.903		69.6	40	140			

Sample ID:	**1010124-06CMSD**	**Batch ID:**	**43506**	**TestNo:**	**SW8270C**	**Units:**	**mg/Kg-dry**
SampType:	**MSD**	**Run ID:**	**GCMS6_101020A**	**Analysis Date:**	**10/20/10 05:09 PM**	**Prep Date:**	**10/20/10**

Qualifiers:

B	Analyte detected in the associated Method Blank	R	RPD outside accepted control limits
DF	Dilution Factor	RL	Reporting Limit
J	Analyte detected between MDL and RL	S	Spike Recovery outside control limits
MDL	Method Detection Limit	J	Analyte detected between SDL and RL
ND	Not Detected at the Method Detection Limit	N	Parameter not NELAC certified

CLIENT: Geo Strata Environmental Consultants
Work Order: 1010123
Project: Hillcrest CEI

ANALYTICAL QC SUMMARY REPORT

RunID: GCMS6_101020A

Analyte	Result	RL	SPK value	Ref Val	%REC	LowLimit	HighLimit	%RPD	RPD Limit	Qual
Acenaphthene	0.832	0.0619	1.237	0	67.2	56	114	5.52	30	
Acenaphthylene	0.884	0.0619	1.237	0	71.4	56	116	7.01	30	
Anthracene	0.927	0.0619	1.237	0	74.9	40	113	1.07	30	
Benzo[a]anthracene	1.07	0.0619	1.237	0	86.4	52	108	5.93	30	
Benzo[a]pyrene	1.02	0.0619	1.237	0	82.7	48	115	4.08	30	
Benzo[b]fluoranthene	1.08	0.0619	1.237	0	87.2	43	115	6.43	30	
Benzo[g,h,i]perylene	1.10	0.0619	1.237	0	89.1	47	123	4.53	30	
Benzo[k]fluoranthene	1.04	0.0619	1.237	0	83.7	54	118	3.96	30	
Chrysene	1.07	0.0619	1.237	0	86.6	56	115	4.75	30	
Dibenz[a,h]anthracene	1.08	0.0619	1.237	0	86.9	43	120	7.61	30	
Fluoranthene	1.01	0.0619	1.237	0	81.8	41	108	3.34	30	
Fluorene	0.887	0.0619	1.237	0	71.7	47	128	5.18	30	
Indeno[1,2,3-cd]pyrene	1.11	0.0619	1.237	0	89.6	46	119	5.90	30	
Naphthalene	0.825	0.0619	1.237	0	66.7	55	113	6.61	30	
Phenanthrene	0.896	0.0619	1.237	0	72.4	55	114	1.17	30	
Pyrene	1.10	0.0619	1.237	0	88.7	42	125	4.68	30	
Surr: 2-Fluorobiphenyl	2.60		4.950		52.5	40	140	0	0	
Surr: 4-Terphenyl-d14	3.41		4.950		68.8	40	140	0	0	

Sample ID:	**MB-43506**	**Batch ID:**	**43506**	**TestNo:**	**SW8270C**	**Units:**	**mg/Kg**
SampType:	**MBLK**	**Run ID:**	**GCMS6_101020A**	**Analysis Date:**	**10/20/10 06:10 PM**	**Prep Date:**	**10/20/10**

Analyte	Result	RL	SPK value	Ref Val	%REC	LowLimit	HighLimit	%RPD	RPD Limit	Qual
Acenaphthene	<0.0200	0.0500								
Acenaphthylene	<0.0100	0.0500								
Anthracene	<0.0100	0.0500								
Benzo[a]anthracene	<0.0200	0.0500								
Benzo[a]pyrene	<0.0300	0.0500								
Benzo[b]fluoranthene	<0.0200	0.0500								
Benzo[g,h,i]perylene	<0.0200	0.0500								
Benzo[k]fluoranthene	<0.0300	0.0500								
Chrysene	<0.0200	0.0500								
Dibenz[a,h]anthracene	<0.0200	0.0500								
Fluoranthene	<0.0100	0.0500								
Fluorene	<0.0100	0.0500								
Indeno[1,2,3-cd]pyrene	<0.0100	0.0500								
Naphthalene	<0.0100	0.0500								
Phenanthrene	<0.0100	0.0500								
Pyrene	<0.0200	0.0500								
Surr: 2-Fluorobiphenyl	2.18		4.000		54.5	40	140			
Surr: 4-Terphenyl-d14	2.67		4.000		66.7	40	140			

Qualifiers:

B	Analyte detected in the associated Method Blank	R	RPD outside accepted control limits
DF	Dilution Factor	RL	Reporting Limit
J	Analyte detected between MDL and RL	S	Spike Recovery outside control limits
MDL	Method Detection Limit	J	Analyte detected between SDL and RL
ND	Not Detected at the Method Detection Limit	N	Parameter not NELAC certified

CLIENT: Geo Strata Environmental Consultants
Work Order: 1010123
Project: Hillcrest CEI

ANALYTICAL QC SUMMARY REPORT

RunID: GCMS6_101020A

Sample ID:	**ICV-101020**	**Batch ID:**	**R51893**	**TestNo:**	**SW8270C**	**Units:**	**mg/Kg**		
SampType:	**ICV**	**Run ID:**	**GCMS6_101020A**	**Analysis Date:**	**10/20/10 03:34 PM**	**Prep Date:**			

Analyte	**Result**	**RL**	**SPK value**	**Ref Val**	**%REC**	**LowLimit**	**HighLimit**	**%RPD**	**RPD Limit**	**Qual**
Acenaphthene	1.99	0.0500	2.000	0	99.3	80	120			
Acenaphthylene	2.12	0.0500	2.000	0	106	80	120			
Anthracene	1.92	0.0500	2.000	0	95.8	80	120			
Benzo[a]anthracene	2.07	0.0500	2.000	0	104	80	120			
Benzo[a]pyrene	2.02	0.0500	2.000	0	101	80	120			
Benzo[b]fluoranthene	2.09	0.0500	2.000	0	105	80	120			
Benzo[g,h,i]perylene	2.13	0.0500	2.000	0	107	80	120			
Benzo[k]fluoranthene	2.04	0.0500	2.000	0	102	80	120			
Chrysene	2.02	0.0500	2.000	0	101	80	120			
Dibenz[a,h]anthracene	2.13	0.0500	2.000	0	107	80	120			
Fluoranthene	2.10	0.0500	2.000	0	105	80	120			
Fluorene	2.06	0.0500	2.000	0	103	80	120			
Indeno[1,2,3-cd]pyrene	2.14	0.0500	2.000	0	107	80	120			
Naphthalene	1.96	0.0500	2.000	0	98.1	80	120			
Phenanthrene	1.84	0.0500	2.000	0	91.8	80	120			
Pyrene	2.20	0.0500	2.000	0	110	80	120			
Surr: 2-Fluorobiphenyl	1.79		2.000		89.3	40	140			
Surr: 4-Terphenyl-d14	1.83		2.000		91.6	40	140			

Qualifiers:				
	B	Analyte detected in the associated Method Blank	R	RPD outside accepted control limits
	DF	Dilution Factor	RL	Reporting Limit
	J	Analyte detected between MDL and RL	S	Spike Recovery outside control limits
	MDL	Method Detection Limit	J	Analyte detected between SDL and RL
	ND	Not Detected at the Method Detection Limit	N	Parameter not NELAC certified

CLIENT: Geo Strata Environmental Consultants
Work Order: 1010123
Project: Hillcrest CEI

ANALYTICAL QC SUMMARY REPORT

RunID: GCMS6_101025A

Sample ID:	**LCS-43558**	**Batch ID:**	**43558**	**TestNo:**	**SW8270C**	**Units:**	**mg/L**
SampType:	**LCS**	**Run ID:**	**GCMS6_101025A**	**Analysis Date:**	**10/25/10 11:01 AM**	**Prep Date:**	**10/25/10**

Analyte	**Result**	**RL**	**SPK value**	**Ref Val**	**%REC**	**LowLimit**	**HighLimit**	**%RPD**	**RPD Limit**	**Qual**
Acenaphthene	0.00208	0.0000500	0.00400	0	51.9	50	110			
Acenaphthylene	0.00226	0.0000500	0.00400	0	56.6	55	110			
Anthracene	0.00222	0.0000500	0.00400	0	55.5	44	110			
Benzo[a]anthracene	0.00262	0.0000500	0.00400	0	65.6	48	115			
Benzo[a]pyrene	0.00256	0.0000500	0.00400	0	63.9	53	112			
Benzo[b]fluoranthene	0.00267	0.0000500	0.00400	0	66.9	52	117			
Benzo[g,h,i]perylene	0.00270	0.0000500	0.00400	0	67.6	60	114			
Benzo[k]fluoranthene	0.00259	0.0000500	0.00400	0	64.8	53	124			
Chrysene	0.00259	0.0000500	0.00400	0	64.8	54	122			
Dibenz[a,h]anthracene	0.00269	0.0000100	0.00400	0	67.2	51	120			
Fluoranthene	0.00252	0.0000500	0.00400	0	62.9	40	126			
Fluorene	0.00230	0.0000500	0.00400	0	57.5	54	110			
Indeno[1,2,3-cd]pyrene	0.00272	0.0000500	0.00400	0	67.9	57	116			
Naphthalene	0.00204	0.0000500	0.00400	0	50.9	44	110			
Phenanthrene	0.00221	0.0000500	0.00400	0	55.2	51	114			
Pyrene	0.00260	0.0000500	0.00400	0	65.1	53	120			
Surr: 2-Fluorobiphenyl	3.82		8.000		47.7	40	140			
Surr: 4-Terphenyl-d14	4.56		8.000		57.1	40	140			

Sample ID:	**MB-43558**	**Batch ID:**	**43558**	**TestNo:**	**SW8270C**	**Units:**	**mg/L**
SampType:	**MBLK**	**Run ID:**	**GCMS6_101025A**	**Analysis Date:**	**10/25/10 01:04 PM**	**Prep Date:**	**10/25/10**

Analyte	**Result**	**RL**	**SPK value**	**Ref Val**	**%REC**	**LowLimit**	**HighLimit**	**%RPD**	**RPD Limit**	**Qual**
Acenaphthene	<0.0000250	0.0000500								
Acenaphthylene	<0.0000250	0.0000500								
Anthracene	<0.0000250	0.0000500								
Benzo[a]anthracene	<0.0000250	0.0000500								
Benzo[a]pyrene	<0.0000250	0.0000500								
Benzo[b]fluoranthene	<0.0000250	0.0000500								
Benzo[g,h,i]perylene	<0.0000250	0.0000500								
Benzo[k]fluoranthene	<0.0000250	0.0000500								
Chrysene	<0.0000250	0.0000500								
Dibenz[a,h]anthracene	<0.00000500	0.0000100								
Fluoranthene	<0.0000250	0.0000500								
Fluorene	<0.0000250	0.0000500								
Indeno[1,2,3-cd]pyrene	<0.0000250	0.0000500								
Naphthalene	<0.0000250	0.0000500								
Phenanthrene	<0.0000250	0.0000500								
Pyrene	<0.0000250	0.0000500								
Surr: 2-Fluorobiphenyl	4.65		8.000		58.1	40	140			
Surr: 4-Terphenyl-d14	5.35		8.000		66.9	40	140			

Qualifiers:

B	Analyte detected in the associated Method Blank	R	RPD outside accepted control limits
DF	Dilution Factor	RL	Reporting Limit
J	Analyte detected between MDL and RL	S	Spike Recovery outside control limits
MDL	Method Detection Limit	J	Analyte detected between SDL and RL
ND	Not Detected at the Method Detection Limit	N	Parameter not NELAC certified

CLIENT: Geo Strata Environmental Consultants
Work Order: 1010123
Project: Hillcrest CEI

ANALYTICAL QC SUMMARY REPORT

RunID: GCMS6_101025A

Sample ID:	**ICV-101025**	**Batch ID:**	**R51958**	**TestNo:**	**SW8270C**	**Units:**	**mg/L**		
SampType:	**ICV**	**Run ID:**	**GCMS6_101025A**	**Analysis Date:**	**10/25/10 10:30 AM**	**Prep Date:**			

Analyte	Result	RL	SPK value	Ref Val	%REC	LowLimit	HighLimit	%RPD	RPD Limit	Qual
Acenaphthene	1.89	0.0000500	2.00	0	94.3	80	120			
Acenaphthylene	2.06	0.0000500	2.00	0	103	80	120			
Anthracene	1.81	0.0000500	2.00	0	90.7	80	120			
Benzo[a]anthracene	2.02	0.0000500	2.00	0	101	80	120			
Benzo[a]pyrene	1.95	0.0000500	2.00	0	97.3	80	120			
Benzo[b]fluoranthene	2.03	0.0000500	2.00	0	102	80	120			
Benzo[g,h,i]perylene	2.06	0.0000500	2.00	0	103	80	120			
Benzo[k]fluoranthene	1.94	0.0000500	2.00	0	96.9	80	120			
Chrysene	1.93	0.0000500	2.00	0	96.7	80	120			
Dibenz[a,h]anthracene	2.06	0.0000100	2.00	0	103	80	120			
Fluoranthene	2.12	0.0000500	2.00	0	106	80	120			
Fluorene	1.96	0.0000500	2.00	0	98.1	80	120			
Indeno[1,2,3-cd]pyrene	2.09	0.0000500	2.00	0	104	80	120			
Naphthalene	1.94	0.0000500	2.00	0	96.9	80	120			
Phenanthrene	1.74	0.0000500	2.00	0	87.1	80	120			
Pyrene	2.27	0.0000500	2.00	0	114	80	120			
Surr: 2-Fluorobiphenyl	1750		2000		87.7	40	140			
Surr: 4-Terphenyl-d14	1810		2000		90.5	40	140			

Qualifiers:

B	Analyte detected in the associated Method Blank	R	RPD outside accepted control limits
DF	Dilution Factor	RL	Reporting Limit
J	Analyte detected between MDL and RL	S	Spike Recovery outside control limits
MDL	Method Detection Limit	J	Analyte detected between SDL and RL
ND	Not Detected at the Method Detection Limit	N	Parameter not NELAC certified

CLIENT: Geo Strata Environmental Consultants
Work Order: 1010123
Project: Hillcrest CEI

ANALYTICAL QC SUMMARY REPORT

RunID: GCMS2_101019A

Sample ID:	**LCS-43492**	**Batch ID:**	**43492**	**TestNo:**	**SW8260B**	**Units:**	**mg/Kg**
SampType:	**LCS**	**Run ID:**	**GCMS2_101019A**	**Analysis Date:**	**10/19/10 05:40 PM**	**Prep Date:**	**10/19/10**

Analyte	Result	RL	SPK value	Ref Val	%REC	LowLimit	HighLimit	%RPD	RPD Limit	Qual
1,1,1-Trichloroethane	0.0245	0.00500	0.0232	0	106	68	130			
1,1,2,2-Tetrachloroethane	0.0248	0.00500	0.0232	0	107	59	140			
1,1,2-Trichloroethane	0.0240	0.00500	0.0232	0	103	62	127			
1,1,2-Trichlorotrifluoroethane	0.0237	0.0150	0.0232	0	102	57	135			
1,1-Dichloroethane	0.0242	0.00500	0.0232	0	104	73	125			
1,1-Dichloroethene	0.0239	0.00500	0.0232	0	103	65	136			
1,2,4-Trichlorobenzene	0.0266	0.00500	0.0232	0	115	65	131			
1,2-Dibromo-3-chloropropane	0.0250	0.00500	0.0232	0	108	49	135			
1,2-Dibromoethane	0.0248	0.00500	0.0232	0	107	70	124			
1,2-Dichlorobenzene	0.0247	0.00500	0.0232	0	106	74	120			
1,2-Dichloroethane	0.0239	0.00500	0.0232	0	103	72	137			
1,2-Dichloropropane	0.0239	0.00500	0.0232	0	103	71	120			
1,3-Dichlorobenzene	0.0246	0.00500	0.0232	0	106	72	124			
1,4-Dichlorobenzene	0.0249	0.00500	0.0232	0	107	72	125			
2-Butanone	0.0576	0.0150	0.0580	0	99.3	60	135			
2-Hexanone	0.0583	0.0150	0.0580	0	101	50	150			
4-Methyl-2-pentanone	0.0562	0.0150	0.0580	0	97.0	60	135			
Acetone	0.0623	0.0500	0.0580	0	107	40	141			
Benzene	0.0238	0.00500	0.0232	0	103	73	126			
Bromodichloromethane	0.0240	0.00500	0.0232	0	103	72	128			
Bromoform	0.0242	0.00500	0.0232	0	104	66	137			
Bromomethane	0.0245	0.00500	0.0232	0	105	45	141			
Carbon disulfide	0.0241	0.00500	0.0232	0	104	50	150			
Carbon tetrachloride	0.0242	0.00500	0.0232	0	104	67	133			
Chlorobenzene	0.0248	0.00500	0.0232	0	107	75	123			
Chloroethane	0.0240	0.00500	0.0232	0	103	41	141			
Chloroform	0.0243	0.00500	0.0232	0	105	72	124			
Chloromethane	0.0238	0.00500	0.0232	0	103	51	129			
cis-1,2-Dichloroethene	0.0239	0.00500	0.0232	0	103	67	125			
cis-1,3-Dichloropropene	0.0241	0.00500	0.0232	0	104	72	126			
Cyclohexane	0.0250	0.0150	0.0232	0	108	40	158			N
Dibromochloromethane	0.0245	0.00500	0.0232	0	105	66	130			
Dichlorodifluoromethane	0.0256	0.00500	0.0232	0	110	34	136			
Ethylbenzene	0.0249	0.00500	0.0232	0	107	74	127			
Isopropylbenzene	0.0256	0.00500	0.0232	0	110	77	129			
m,p-Xylene	0.0508	0.00500	0.0464	0	109	79	126			
Methyl Acetate	0.0235	0.0150	0.0232	0	101	50	150			
Methyl tert-butyl ether	0.0232	0.00500	0.0232	0	99.9	50	135			
Methylcyclohexane	0.0245	0.0150	0.0232	0	105	50	150			
Methylene chloride	0.0244	0.00500	0.0232	0	105	63	137			
o-Xylene	0.0250	0.00500	0.0232	0	108	77	125			
Styrene	0.0250	0.00500	0.0232	0	108	74	128			
Tetrachloroethene	0.0251	0.00500	0.0232	0	108	67	139			
Toluene	0.0238	0.00500	0.0232	0	103	71	127			

Qualifiers:

B	Analyte detected in the associated Method Blank	R	RPD outside accepted control limits
DF	Dilution Factor	RL	Reporting Limit
J	Analyte detected between MDL and RL	S	Spike Recovery outside control limits
MDL	Method Detection Limit	J	Analyte detected between SDL and RL
ND	Not Detected at the Method Detection Limit	N	Parameter not NELAC certified

CLIENT: Geo Strata Environmental Consultants
Work Order: 1010123
Project: Hillcrest CEI

ANALYTICAL QC SUMMARY REPORT

RunID: GCMS2_101019A

trans-1,2-Dichloroethene	0.0246	0.00500	0.0232	0	106	66	134
trans-1,3-Dichloropropene	0.0243	0.00500	0.0232	0	105	65	127
Trichloroethene	0.0240	0.00500	0.0232	0	103	77	124
Trichlorofluoromethane	0.0240	0.0150	0.0232	0	103	49	139
Vinyl chloride	0.0231	0.00500	0.0232	0	99.6	58	126
Surr: 1,2-Dichloroethane-d4	50.6		50.00		101	52	149
Surr: 4-Bromofluorobenzene	50.4		50.00		101	84	118
Surr: Dibromofluoromethane	49.8		50.00		99.7	65	135
Surr: Toluene-d8	51.4		50.00		103	84	116

Sample ID:	**MB-43492**	**Batch ID:**	**43492**	**TestNo:**	**SW8260B**	**Units:**	**mg/Kg**
SampType:	**MBLK**	**Run ID:**	**GCMS2_101019A**	**Analysis Date:**	**10/19/10 06:50 PM**	**Prep Date:**	**10/19/10**

Analyte	Result	RL	SPK value	Ref Val	%REC	LowLimit	HighLimit	%RPD	RPD Limit	Qual
1,1,1-Trichloroethane	<0.00100	0.00500								
1,1,2,2-Tetrachloroethane	<0.00100	0.00500								
1,1,2-Trichloroethane	<0.00100	0.00500								
1,1,2-Trichlorotrifluoroethane	<0.00500	0.0150								
1,1-Dichloroethane	<0.00100	0.00500								
1,1-Dichloroethene	<0.00100	0.00500								
1,2,4-Trichlorobenzene	<0.00100	0.00500								
1,2-Dibromo-3-chloropropane	<0.00100	0.00500								
1,2-Dibromoethane	<0.00100	0.00500								
1,2-Dichlorobenzene	<0.00100	0.00500								
1,2-Dichloroethane	<0.00100	0.00500								
1,2-Dichloropropane	<0.00100	0.00500								
1,3-Dichlorobenzene	<0.00100	0.00500								
1,4-Dichlorobenzene	<0.00100	0.00500								
2-Butanone	<0.00500	0.0150								
2-Hexanone	<0.00500	0.0150								
4-Methyl-2-pentanone	<0.00500	0.0150								
Acetone	<0.0150	0.0500								
Benzene	<0.00100	0.00500								
Bromodichloromethane	<0.00100	0.00500								
Bromoform	<0.00100	0.00500								
Bromomethane	<0.00100	0.00500								
Carbon disulfide	<0.00100	0.00500								
Carbon tetrachloride	<0.00100	0.00500								
Chlorobenzene	<0.00100	0.00500								
Chloroethane	<0.00100	0.00500								
Chloroform	<0.00100	0.00500								
Chloromethane	<0.00100	0.00500								
cis-1,2-Dichloroethene	<0.00100	0.00500								
cis-1,3-Dichloropropene	<0.00100	0.00500								
Cyclohexane	<0.00500	0.0150								N
Dibromochloromethane	<0.00100	0.00500								
Dichlorodifluoromethane	<0.00100	0.00500								
Ethylbenzene	<0.00100	0.00500								

Qualifiers:

B	Analyte detected in the associated Method Blank	R	RPD outside accepted control limits
DF	Dilution Factor	RL	Reporting Limit
J	Analyte detected between MDL and RL	S	Spike Recovery outside control limits
MDL	Method Detection Limit	J	Analyte detected between SDL and RL
ND	Not Detected at the Method Detection Limit	N	Parameter not NELAC certified

CLIENT: Geo Strata Environmental Consultants
Work Order: 1010123
Project: Hillcrest CEI

ANALYTICAL QC SUMMARY REPORT

RunID: GCMS2_101019A

Isopropylbenzene	<0.00100	0.00500				
m,p-Xylene	<0.00100	0.00500				
Methyl Acetate	<0.00500	0.0150				
Methyl tert-butyl ether	<0.00100	0.00500				
Methylcyclohexane	<0.00500	0.0150				
Methylene chloride	<0.00500	0.00500				
o-Xylene	<0.00100	0.00500				
Styrene	<0.00100	0.00500				
Tetrachloroethene	<0.00100	0.00500				
Toluene	<0.00100	0.00500				
trans-1,2-Dichloroethene	<0.00100	0.00500				
trans-1,3-Dichloropropene	<0.00100	0.00500				
Trichloroethene	<0.00100	0.00500				
Trichlorofluoromethane	<0.00500	0.0150				
Vinyl chloride	<0.00100	0.00500				
Surr: 1,2-Dichloroethane-d4	47.4		50.00	94.9	52	149
Surr: 4-Bromofluorobenzene	51.8		50.00	104	84	118
Surr: Dibromofluoromethane	48.4		50.00	96.8	65	135
Surr: Toluene-d8	51.6		50.00	103	84	116

Sample ID:	**1010124-06AMS**	**Batch ID:**	**43492**	**TestNo:**	**SW8260B**	**Units:**	**mg/Kg-dry**
SampType:	**MS**	**Run ID:**	**GCMS2_101019A**	**Analysis Date:**	**10/19/10 07:56 PM**	**Prep Date:**	**10/19/10**

Analyte	Result	RL	SPK value	Ref Val	%REC	LowLimit	HighLimit	%RPD	RPD Limit	Qual
1,1,1-Trichloroethane	0.0260	0.00547	0.0254	0	103	68	130			
1,1,2,2-Tetrachloroethane	0.0181	0.00547	0.0254	0	71.3	59	140			
1,1,2-Trichloroethane	0.0233	0.00547	0.0254	0	91.9	62	127			
1,1,2-Trichlorotrifluoroethane	0.0251	0.0164	0.0254	0	98.9	57	135			
1,1-Dichloroethane	0.0254	0.00547	0.0254	0	100	73	125			
1,1-Dichloroethene	0.0254	0.00547	0.0254	0	100	65	136			
1,2,4-Trichlorobenzene	0.0246	0.00547	0.0254	0	96.9	65	131			
1,2-Dibromo-3-chloropropane	0.0219	0.00547	0.0254	0	86.4	49	135			
1,2-Dibromoethane	0.0241	0.00547	0.0254	0	95.0	70	124			
1,2-Dichlorobenzene	0.0250	0.00547	0.0254	0	98.6	74	120			
1,2-Dichloroethane	0.0244	0.00547	0.0254	0	96.2	72	137			
1,2-Dichloropropane	0.0242	0.00547	0.0254	0	95.5	71	120			
1,3-Dichlorobenzene	0.0252	0.00547	0.0254	0	99.2	72	124			
1,4-Dichlorobenzene	0.0249	0.00547	0.0254	0	98.1	72	125			
2-Butanone	0.0522	0.0164	0.0634	0	82.3	60	135			
2-Hexanone	0.0536	0.0164	0.0634	0	84.6	50	150			
4-Methyl-2-pentanone	0.0541	0.0164	0.0634	0	85.3	60	135			
Acetone	0.0561	0.0547	0.0634	0	88.5	40	141			
Benzene	0.0246	0.00547	0.0254	0	97.1	73	126			
Bromodichloromethane	0.0243	0.00547	0.0254	0	95.8	72	128			
Bromoform	0.0233	0.00547	0.0254	0	92.0	66	137			
Bromomethane	0.0267	0.00547	0.0254	0	105	45	141			
Carbon disulfide	0.0255	0.00547	0.0254	0	101	50	150			
Carbon tetrachloride	0.0256	0.00547	0.0254	0	101	67	133			

Qualifiers:

B	Analyte detected in the associated Method Blank	R	RPD outside accepted control limits
DF	Dilution Factor	RL	Reporting Limit
J	Analyte detected between MDL and RL	S	Spike Recovery outside control limits
MDL	Method Detection Limit	J	Analyte detected between SDL and RL
ND	Not Detected at the Method Detection Limit	N	Parameter not NELAC certified

CLIENT: Geo Strata Environmental Consultants
Work Order: 1010123
Project: Hillcrest CEI

ANALYTICAL QC SUMMARY REPORT

RunID: GCMS2_101019A

Chlorobenzene	0.0254	0.00547	0.0254	0	100	75	123	
Chloroethane	0.0262	0.00547	0.0254	0	103	41	141	
Chloroform	0.0252	0.00547	0.0254	0	99.2	72	124	
Chloromethane	0.0257	0.00547	0.0254	0	101	51	129	
cis-1,2-Dichloroethene	0.0246	0.00547	0.0254	0	97.0	67	125	
cis-1,3-Dichloropropene	0.0240	0.00547	0.0254	0	94.4	72	126	
Cyclohexane	0.0261	0.0164	0.0254	0	103	40	158	N
Dibromochloromethane	0.0243	0.00547	0.0254	0	95.7	66	130	
Dichlorodifluoromethane	0.0293	0.00547	0.0254	0	116	34	136	
Ethylbenzene	0.0258	0.00547	0.0254	0	102	74	127	
Isopropylbenzene	0.0265	0.00547	0.0254	0	104	77	129	
m,p-Xylene	0.0523	0.00547	0.0507	0	103	79	126	
Methyl Acetate	0.0214	0.0164	0.0254	0	84.5	50	150	
Methyl tert-butyl ether	0.0228	0.00547	0.0254	0	89.7	50	135	
Methylcyclohexane	0.0256	0.0164	0.0254	0	101	50	150	
Methylene chloride	0.0254	0.00547	0.0254	0	100	63	137	
o-Xylene	0.0260	0.00547	0.0254	0	103	77	125	
Styrene	0.0258	0.00547	0.0254	0	102	74	128	
Tetrachloroethene	0.0268	0.00547	0.0254	0	106	67	139	
Toluene	0.0247	0.00547	0.0254	0	97.5	71	127	
trans-1,2-Dichloroethene	0.0254	0.00547	0.0254	0	100	66	134	
trans-1,3-Dichloropropene	0.0239	0.00547	0.0254	0	94.3	65	127	
Trichloroethene	0.0301	0.00547	0.0254	0	119	77	124	
Trichlorofluoromethane	0.0262	0.0164	0.0254	0	103	49	139	
Vinyl chloride	0.0251	0.00547	0.0254	0	99.0	58	126	
Surr: 1,2-Dichloroethane-d4	54.2		54.68		99.2	52	149	
Surr: 4-Bromofluorobenzene	55.8		54.68		102	84	118	
Surr: Dibromofluoromethane	53.1		54.68		97.0	65	135	
Surr: Toluene-d8	56.9		54.68		104	84	116	

Sample ID:	**1010124-06AMSD**	**Batch ID:**	**43492**	**TestNo:**	**SW8260B**	**Units:**	**mg/Kg-dry**
SampType:	**MSD**	**Run ID:**	**GCMS2_101019A**	**Analysis Date:**	**10/19/10 08:29 PM**	**Prep Date:**	**10/19/10**

Analyte	Result	RL	SPK value	Ref Val	%REC	LowLimit	HighLimit	%RPD	RPD Limit	Qual
1,1,1-Trichloroethane	0.0246	0.00535	0.0248	0	99.1	68	130	5.61	30	
1,1,2,2-Tetrachloroethane	0.0174	0.00535	0.0248	0	69.9	59	140	4.16	30	
1,1,2-Trichloroethane	0.0229	0.00535	0.0248	0	92.0	62	127	2.01	30	
1,1,2-Trichlorotrifluoroethane	0.0241	0.0161	0.0248	0	97.0	57	135	4.09	30	
1,1-Dichloroethane	0.0246	0.00535	0.0248	0	99.1	73	125	3.27	30	
1,1-Dichloroethene	0.0248	0.00535	0.0248	0	100	65	136	2.45	30	
1,2,4-Trichlorobenzene	0.0246	0.00535	0.0248	0	99.1	65	131	0.092	30	
1,2-Dibromo-3-chloropropane	0.0232	0.00535	0.0248	0	93.2	49	135	5.43	30	
1,2-Dibromoethane	0.0240	0.00535	0.0248	0	96.8	70	124	0.308	30	
1,2-Dichlorobenzene	0.0244	0.00535	0.0248	0	98.1	74	120	2.59	30	
1,2-Dichloroethane	0.0233	0.00535	0.0248	0	93.9	72	137	4.55	30	
1,2-Dichloropropane	0.0237	0.00535	0.0248	0	95.5	71	120	2.15	30	
1,3-Dichlorobenzene	0.0245	0.00535	0.0248	0	98.5	72	124	2.80	30	
1,4-Dichlorobenzene	0.0248	0.00535	0.0248	0	100	72	125	0.279	30	

Qualifiers:

B	Analyte detected in the associated Method Blank	R	RPD outside accepted control limits
DF	Dilution Factor	RL	Reporting Limit
J	Analyte detected between MDL and RL	S	Spike Recovery outside control limits
MDL	Method Detection Limit	J	Analyte detected between SDL and RL
ND	Not Detected at the Method Detection Limit	N	Parameter not NELAC certified

CLIENT: Geo Strata Environmental Consultants
Work Order: 1010123
Project: Hillcrest CEI

ANALYTICAL QC SUMMARY REPORT

RunID: GCMS2_101019A

2-Butanone	0.0535	0.0161	0.0621	0	86.2	60	135	2.49	30	
2-Hexanone	0.0561	0.0161	0.0621	0	90.3	50	150	4.44	30	
4-Methyl-2-pentanone	0.0560	0.0161	0.0621	0	90.2	60	135	3.39	30	
Acetone	0.0557	0.0535	0.0621	0	89.7	40	141	0.815	30	
Benzene	0.0241	0.00535	0.0248	0	97.0	73	126	2.28	30	
Bromodichloromethane	0.0234	0.00535	0.0248	0	94.4	72	128	3.65	30	
Bromoform	0.0227	0.00535	0.0248	0	91.6	66	137	2.62	30	
Bromomethane	0.0249	0.00535	0.0248	0	100	45	141	7.06	30	
Carbon disulfide	0.0245	0.00535	0.0248	0	98.5	50	150	4.36	30	
Carbon tetrachloride	0.0241	0.00535	0.0248	0	97.1	67	133	6.20	30	
Chlorobenzene	0.0248	0.00535	0.0248	0	99.9	75	123	2.28	30	
Chloroethane	0.0244	0.00535	0.0248	0	98.4	41	141	6.90	30	
Chloroform	0.0247	0.00535	0.0248	0	99.4	72	124	1.93	30	
Chloromethane	0.0240	0.00535	0.0248	0	96.5	51	129	7.12	30	
cis-1,2-Dichloroethene	0.0239	0.00535	0.0248	0	96.2	67	125	3.04	30	
cis-1,3-Dichloropropene	0.0230	0.00535	0.0248	0	92.8	72	126	3.90	30	
Cyclohexane	0.0249	0.0161	0.0248	0	100	40	158	4.53	30	N
Dibromochloromethane	0.0243	0.00535	0.0248	0	98.0	66	130	0.253	30	
Dichlorodifluoromethane	0.0274	0.00535	0.0248	0	110	34	136	7.00	30	
Ethylbenzene	0.0251	0.00535	0.0248	0	101	74	127	2.79	30	
Isopropylbenzene	0.0255	0.00535	0.0248	0	103	77	129	3.73	30	
m,p-Xylene	0.0509	0.00535	0.0497	0	103	79	126	2.63	30	
Methyl Acetate	0.0213	0.0161	0.0248	0	85.6	50	150	0.833	30	
Methyl tert-butyl ether	0.0227	0.00535	0.0248	0	91.3	50	135	0.435	30	
Methylcyclohexane	0.0245	0.0161	0.0248	0	98.5	50	150	4.70	30	
Methylene chloride	0.0246	0.00535	0.0248	0	99.1	63	137	3.40	30	
o-Xylene	0.0252	0.00535	0.0248	0	102	77	125	3.12	30	
Styrene	0.0251	0.00535	0.0248	0	101	74	128	2.83	30	
Tetrachloroethene	0.0262	0.00535	0.0248	0	105	67	139	2.35	30	
Toluene	0.0239	0.00535	0.0248	0	96.3	71	127	3.35	30	
trans-1,2-Dichloroethene	0.0245	0.00535	0.0248	0	98.8	66	134	3.45	30	
trans-1,3-Dichloropropene	0.0228	0.00535	0.0248	0	91.8	65	127	4.84	30	
Trichloroethene	0.0298	0.00535	0.0248	0	120	77	124	1.17	30	
Trichlorofluoromethane	0.0242	0.0161	0.0248	0	97.6	49	139	7.90	30	
Vinyl chloride	0.0237	0.00535	0.0248	0	95.3	58	126	5.97	30	
Surr: 1,2-Dichloroethane-d4	51.9		53.52		97.0	52	149	0	0	
Surr: 4-Bromofluorobenzene	55.0		53.52		103	84	118	0	0	
Surr: Dibromofluoromethane	51.3		53.52		95.9	65	135	0	0	
Surr: Toluene-d8	56.9		53.52		106	84	116	0	0	

Qualifiers:

B	Analyte detected in the associated Method Blank	R	RPD outside accepted control limits
DF	Dilution Factor	RL	Reporting Limit
J	Analyte detected between MDL and RL	S	Spike Recovery outside control limits
MDL	Method Detection Limit	J	Analyte detected between SDL and RL
ND	Not Detected at the Method Detection Limit	N	Parameter not NELAC certified

CLIENT: Geo Strata Environmental Consultants
Work Order: 1010123
Project: Hillcrest CEI

ANALYTICAL QC SUMMARY REPORT

RunID: GCMS2_101019A

Sample ID:	**ICV-101019**	**Batch ID:**	**R51861**	**TestNo:**	**SW8260B**	**Units:**	**mg/Kg**
SampType:	**ICV**	**Run ID:**	**GCMS2_101019A**	**Analysis Date:**	**10/19/10 05:05 PM**	**Prep Date:**	

Analyte	Result	RL	SPK value	Ref Val	%REC	LowLimit	HighLimit	%RPD	RPD Limit	Qual
1,1,1-Trichloroethane	0.0484	0.00500	0.0464	0	104	70	130			
1,1,2,2-Tetrachloroethane	0.0478	0.00500	0.0464	0	103	70	130			
1,1,2-Trichloroethane	0.0474	0.00500	0.0464	0	102	70	130			
1,1,2-Trichlorotrifluoroethane	0.0462	0.0150	0.0464	0	99.7	70	130			
1,1-Dichloroethane	0.0478	0.00500	0.0464	0	103	70	130			
1,1-Dichloroethene	0.0459	0.00500	0.0464	0	98.9	80	120			
1,2,4-Trichlorobenzene	0.0500	0.00500	0.0464	0	108	70	130			
1,2-Dibromo-3-chloropropane	0.0506	0.00500	0.0464	0	109	70	130			
1,2-Dibromoethane	0.0486	0.00500	0.0464	0	105	70	130			
1,2-Dichlorobenzene	0.0473	0.00500	0.0464	0	102	70	130			
1,2-Dichloroethane	0.0478	0.00500	0.0464	0	103	70	130			
1,2-Dichloropropane	0.0467	0.00500	0.0464	0	101	80	120			
1,3-Dichlorobenzene	0.0468	0.00500	0.0464	0	101	70	130			
1,4-Dichlorobenzene	0.0471	0.00500	0.0464	0	101	70	130			
2-Butanone	0.113	0.0150	0.116	0	97.8	70	130			
2-Hexanone	0.114	0.0150	0.116	0	98.4	70	130			
4-Methyl-2-pentanone	0.110	0.0150	0.116	0	94.5	70	130			
Acetone	0.124	0.0500	0.116	0	107	70	130			
Benzene	0.0457	0.00500	0.0464	0	98.6	70	130			
Bromodichloromethane	0.0477	0.00500	0.0464	0	103	70	130			
Bromoform	0.0490	0.00500	0.0464	0	106	70	130			
Bromomethane	0.0462	0.00500	0.0464	0	99.7	70	130			
Carbon disulfide	0.0466	0.00500	0.0464	0	100	70	130			
Carbon tetrachloride	0.0483	0.00500	0.0464	0	104	70	130			
Chlorobenzene	0.0477	0.00500	0.0464	0	103	70	130			
Chloroethane	0.0476	0.00500	0.0464	0	103	70	130			
Chloroform	0.0483	0.00500	0.0464	0	104	80	120			
Chloromethane	0.0457	0.00500	0.0464	0	98.4	70	130			
cis-1,2-Dichloroethene	0.0465	0.00500	0.0464	0	100	70	130			
cis-1,3-Dichloropropene	0.0478	0.00500	0.0464	0	103	70	130			
Cyclohexane	0.0479	0.0150	0.0464	0	103	70	130			N
Dibromochloromethane	0.0490	0.00500	0.0464	0	106	70	130			
Dichlorodifluoromethane	0.0492	0.00500	0.0464	0	106	70	130			
Ethylbenzene	0.0480	0.00500	0.0464	0	103	80	120			
Isopropylbenzene	0.0488	0.00500	0.0464	0	105	70	130			
m,p-Xylene	0.0972	0.00500	0.0928	0	105	70	130			
Methyl Acetate	0.0480	0.0150	0.0464	0	103	70	130			
Methyl tert-butyl ether	0.0463	0.00500	0.0464	0	99.7	70	130			
Methylcyclohexane	0.0474	0.0150	0.0464	0	102	70	130			
Methylene chloride	0.0458	0.00500	0.0464	0	98.8	70	130			
o-Xylene	0.0484	0.00500	0.0464	0	104	70	130			
Styrene	0.0489	0.00500	0.0464	0	105	70	130			
Tetrachloroethene	0.0486	0.00500	0.0464	0	105	70	130			
Toluene	0.0463	0.00500	0.0464	0	99.9	80	120			

Qualifiers:

B	Analyte detected in the associated Method Blank	R	RPD outside accepted control limits
DF	Dilution Factor	RL	Reporting Limit
J	Analyte detected between MDL and RL	S	Spike Recovery outside control limits
MDL	Method Detection Limit	J	Analyte detected between SDL and RL
ND	Not Detected at the Method Detection Limit	N	Parameter not NELAC certified

CLIENT: Geo Strata Environmental Consultants
Work Order: 1010123
Project: Hillcrest CEI

ANALYTICAL QC SUMMARY REPORT

RunID: GCMS2_101019A

trans-1,2-Dichloroethene	0.0472	0.00500	0.0464	0	102	70	130
trans-1,3-Dichloropropene	0.0487	0.00500	0.0464	0	105	70	130
Trichloroethene	0.0466	0.00500	0.0464	0	100	70	130
Trichlorofluoromethane	0.0482	0.0150	0.0464	0	104	70	130
Vinyl chloride	0.0445	0.00500	0.0464	0	96.0	80	120
Surr: 1,2-Dichloroethane-d4	49.4		50.00		98.9	52	149
Surr: 4-Bromofluorobenzene	50.4		50.00		101	84	118
Surr: Dibromofluoromethane	50.2		50.00		100	65	135
Surr: Toluene-d8	51.2		50.00		102	84	116

Qualifiers:

B	Analyte detected in the associated Method Blank	R	RPD outside accepted control limits
DF	Dilution Factor	RL	Reporting Limit
J	Analyte detected between MDL and RL	S	Spike Recovery outside control limits
MDL	Method Detection Limit	J	Analyte detected between SDL and RL
ND	Not Detected at the Method Detection Limit	N	Parameter not NELAC certified

CLIENT: Geo Strata Environmental Consultants
Work Order: 1010123
Project: Hillcrest CEI

ANALYTICAL QC SUMMARY REPORT

RunID: GCMS5_101020C

Sample ID:	**LCS-43453**	**Batch ID:**	**43453**	**TestNo:**	**SW8260B**	**Units:**	**mg/L**
SampType:	**LCS**	**Run ID:**	**GCMS5_101020C**	**Analysis Date:**	**10/20/10 10:13 AM**	**Prep Date:**	**10/20/10**

Analyte	Result	RL	SPK value	Ref Val	%REC	LowLimit	HighLimit	%RPD	RPD Limit	Qual
1,1,1-Trichloroethane	0.0232	0.00100	0.0232	0	99.8	67	132			
1,1,2,2-Tetrachloroethane	0.0236	0.00100	0.0232	0	102	63	128			
1,1,2-Trichloroethane	0.0258	0.00100	0.0232	0	111	75	125			
1,1,2-Trichlorotrifluoroethane	0.0226	0.0150	0.0232	0	97.5	67	125			
1,1-Dichloroethane	0.0243	0.00100	0.0232	0	105	69	133			
1,1-Dichloroethene	0.0223	0.00100	0.0232	0	95.9	68	130			
1,2,4-Trichlorobenzene	0.0224	0.00500	0.0232	0	96.6	66	134			
1,2-Dibromo-3-chloropropane	0.0206	0.0100	0.0232	0	88.6	50	132			
1,2-Dibromoethane	0.0248	0.00100	0.0232	0	107	80	121			
1,2-Dichlorobenzene	0.0247	0.00100	0.0232	0	107	75	122			
1,2-Dichloroethane	0.0228	0.00100	0.0232	0	98.2	69	132			
1,2-Dichloropropane	0.0262	0.00100	0.0232	0	113	75	125			
1,3-Dichlorobenzene	0.0239	0.00100	0.0232	0	103	75	124			
1,4-Dichlorobenzene	0.0227	0.00100	0.0232	0	97.8	74	123			
2-Butanone	0.0260	0.0150	0.0232	0	112	49	136			
2-Hexanone	0.0248	0.0150	0.0232	0	107	50	150			
4-Methyl-2-pentanone	0.0245	0.0150	0.0232	0	106	60	134			
Acetone	0.0257	0.0150	0.0232	0	111	40	135			
Benzene	0.0257	0.00100	0.0232	0	111	81	122			
Bromodichloromethane	0.0240	0.00100	0.0232	0	103	76	121			
Bromoform	0.0238	0.00100	0.0232	0	103	69	128			
Bromomethane	0.0205	0.00100	0.0232	0	88.5	53	141			
Carbon disulfide	0.0214	0.0150	0.0232	0	92.1	50	150			
Carbon tetrachloride	0.0220	0.00100	0.0232	0	95.0	66	138			
Chlorobenzene	0.0232	0.00100	0.0232	0	100	81	122			
Chloroethane	0.0228	0.00100	0.0232	0	98.4	58	133			
Chloroform	0.0236	0.00100	0.0232	0	102	69	128			
Chloromethane	0.0248	0.00100	0.0232	0	107	56	131			
cis-1,2-Dichloroethene	0.0259	0.00100	0.0232	0	111	72	126			
cis-1,3-Dichloropropene	0.0239	0.00100	0.0232	0	103	69	131			
Cyclohexane	0.0251	0.0150	0.0232	0	108	40	161			N
Dibromochloromethane	0.0226	0.00100	0.0232	0	97.5	66	133			
Dichlorodifluoromethane	0.0230	0.00100	0.0232	0	99.1	53	153			
Ethylbenzene	0.0239	0.00100	0.0232	0	103	80	120			
Isopropylbenzene	0.0228	0.00100	0.0232	0	98.4	75	127			
m,p-Xylene	0.0498	0.00200	0.0464	0	107	80	120			
Methyl Acetate	0.0247	0.0150	0.0232	0	107	50	150			
Methyl tert-butyl ether	0.0266	0.00100	0.0232	0	115	68	123			
Methylcyclohexane	0.0236	0.0150	0.0232	0	102	70	130			
Methylene chloride	0.0256	0.00250	0.0232	0	110	63	137			
o-Xylene	0.0232	0.00100	0.0232	0	99.8	80	120			
Styrene	0.0234	0.00100	0.0232	0	101	65	134			
Tetrachloroethene	0.0232	0.00200	0.0232	0	100	66	128			
Toluene	0.0247	0.00200	0.0232	0	107	80	120			

Qualifiers:

B	Analyte detected in the associated Method Blank	R	RPD outside accepted control limits
DF	Dilution Factor	RL	Reporting Limit
J	Analyte detected between MDL and RL	S	Spike Recovery outside control limits
MDL	Method Detection Limit	J	Analyte detected between SDL and RL
ND	Not Detected at the Method Detection Limit	N	Parameter not NELAC certified

CLIENT: Geo Strata Environmental Consultants
Work Order: 1010123
Project: Hillcrest CEI

ANALYTICAL QC SUMMARY REPORT

RunID: GCMS5_101020C

trans-1,2-Dichloroethene	0.0253	0.00100	0.0232	0	109	63	137
trans-1,3-Dichloropropene	0.0253	0.00100	0.0232	0	109	59	135
Trichloroethene	0.0245	0.00200	0.0232	0	106	70	127
Trichlorofluoromethane	0.0224	0.00100	0.0232	0	96.3	57	129
Vinyl chloride	0.0252	0.00100	0.0232	0	108	50	134
Surr: 1,2-Dichloroethane-d4	177		200.0		88.6	72	119
Surr: 4-Bromofluorobenzene	195		200.0		97.3	76	119
Surr: Dibromofluoromethane	195		200.0		97.7	85	115
Surr: Toluene-d8	191		200.0		95.5	81	120

Sample ID:	**MB-43453**	**Batch ID:**	**43453**	**TestNo:**	**SW8260B**	**Units:**	**mg/L**
SampType:	**MBLK**	**Run ID:**	**GCMS5_101020C**	**Analysis Date:**	**10/20/10 11:03 AM**	**Prep Date:**	**10/20/10**

Analyte	Result	RL	SPK value	Ref Val	%REC	LowLimit	HighLimit	%RPD	RPD Limit	Qual
1,1,1-Trichloroethane	<0.000200	0.00100								
1,1,2,2-Tetrachloroethane	<0.000200	0.00100								
1,1,2-Trichloroethane	<0.000200	0.00100								
1,1,2-Trichlorotrifluoroethane	<0.00500	0.0150								
1,1-Dichloroethane	<0.000200	0.00100								
1,1-Dichloroethene	<0.000200	0.00100								
1,2,4-Trichlorobenzene	<0.00150	0.00500								
1,2-Dibromo-3-chloropropane	<0.00300	0.0100								
1,2-Dibromoethane	<0.000200	0.00100								
1,2-Dichlorobenzene	<0.000300	0.00100								
1,2-Dichloroethane	<0.000300	0.00100								
1,2-Dichloropropane	<0.000200	0.00100								
1,3-Dichlorobenzene	<0.000300	0.00100								
1,4-Dichlorobenzene	<0.000300	0.00100								
2-Butanone	<0.00500	0.0150								
2-Hexanone	<0.00500	0.0150								
4-Methyl-2-pentanone	<0.00500	0.0150								
Acetone	<0.00500	0.0150								
Benzene	<0.000200	0.00100								
Bromodichloromethane	<0.000200	0.00100								
Bromoform	<0.000200	0.00100								
Bromomethane	<0.000300	0.00100								
Carbon disulfide	<0.00500	0.0150								
Carbon tetrachloride	<0.000200	0.00100								
Chlorobenzene	<0.000200	0.00100								
Chloroethane	<0.000300	0.00100								
Chloroform	<0.000300	0.00100								
Chloromethane	<0.000300	0.00100								
cis-1,2-Dichloroethene	<0.000200	0.00100								
cis-1,3-Dichloropropene	<0.000200	0.00100								
Cyclohexane	<0.00500	0.0150								N
Dibromochloromethane	<0.000200	0.00100								
Dichlorodifluoromethane	<0.000200	0.00100								
Ethylbenzene	<0.000300	0.00100								

Qualifiers:

B	Analyte detected in the associated Method Blank	R	RPD outside accepted control limits
DF	Dilution Factor	RL	Reporting Limit
J	Analyte detected between MDL and RL	S	Spike Recovery outside control limits
MDL	Method Detection Limit	J	Analyte detected between SDL and RL
ND	Not Detected at the Method Detection Limit	N	Parameter not NELAC certified

CLIENT: Geo Strata Environmental Consultants
Work Order: 1010123
Project: Hillcrest CEI

ANALYTICAL QC SUMMARY REPORT

RunID: GCMS5_101020C

Isopropylbenzene	<0.000200	0.00100				
m,p-Xylene	<0.000600	0.00200				
Methyl Acetate	<0.00500	0.0150				
Methyl tert-butyl ether	<0.000300	0.00100				
Methylcyclohexane	<0.00500	0.0150				
Methylene chloride	<0.00250	0.00250				
o-Xylene	<0.000300	0.00100				
Styrene	<0.000200	0.00100				
Tetrachloroethene	<0.000600	0.00200				
Toluene	<0.000600	0.00200				
trans-1,2-Dichloroethene	<0.000200	0.00100				
trans-1,3-Dichloropropene	<0.000200	0.00100				
Trichloroethene	<0.000600	0.00200				
Trichlorofluoromethane	<0.000200	0.00100				
Vinyl chloride	<0.000100	0.00100				
Surr: 1,2-Dichloroethane-d4	181		200.0	90.5	72	119
Surr: 4-Bromofluorobenzene	206		200.0	103	76	119
Surr: Dibromofluoromethane	196		200.0	98.1	85	115
Surr: Toluene-d8	194		200.0	97.0	81	120

Qualifiers:

B	Analyte detected in the associated Method Blank	R	RPD outside accepted control limits
DF	Dilution Factor	RL	Reporting Limit
J	Analyte detected between MDL and RL	S	Spike Recovery outside control limits
MDL	Method Detection Limit	J	Analyte detected between SDL and RL
ND	Not Detected at the Method Detection Limit	N	Parameter not NELAC certified

CLIENT: Geo Strata Environmental Consultants
Work Order: 1010123
Project: Hillcrest CEI

ANALYTICAL QC SUMMARY REPORT

RunID: GCMS5_101020C

Sample ID:	**ICV-101020**	**Batch ID:**	**R51895**	**TestNo:**	**SW8260B**	**Units:**	**mg/L**
SampType:	**ICV**	**Run ID:**	**GCMS5_101020C**	**Analysis Date:**	**10/20/10 09:43 AM**	**Prep Date:**	

Analyte	Result	RL	SPK value	Ref Val	%REC	LowLimit	HighLimit	%RPD	RPD Limit	Qual
1,1,1-Trichloroethane	0.0465	0.00100	0.0464	0	100	70	130			
1,1,2,2-Tetrachloroethane	0.0459	0.00100	0.0464	0	98.8	70	130			
1,1,2-Trichloroethane	0.0523	0.00100	0.0464	0	113	70	130			
1,1,2-Trichlorotrifluoroethane	0.0452	0.0150	0.0464	0	97.4	70	130			
1,1-Dichloroethane	0.0485	0.00100	0.0464	0	105	70	130			
1,1-Dichloroethene	0.0451	0.00100	0.0464	0	97.1	80	120			
1,2,4-Trichlorobenzene	0.0470	0.00500	0.0464	0	101	70	130			
1,2-Dibromo-3-chloropropane	0.0425	0.0100	0.0464	0	91.6	70	130			
1,2-Dibromoethane	0.0508	0.00100	0.0464	0	109	70	130			
1,2-Dichlorobenzene	0.0490	0.00100	0.0464	0	106	70	130			
1,2-Dichloroethane	0.0451	0.00100	0.0464	0	97.2	70	130			
1,2-Dichloropropane	0.0523	0.00100	0.0464	0	113	70	130			
1,3-Dichlorobenzene	0.0471	0.00100	0.0464	0	102	70	130			
1,4-Dichlorobenzene	0.0436	0.00100	0.0464	0	94.0	70	130			
2-Butanone	0.0532	0.0150	0.0464	0	115	70	130			
2-Hexanone	0.0488	0.0150	0.0464	0	105	70	130			
4-Methyl-2-pentanone	0.0506	0.0150	0.0464	0	109	70	130			
Acetone	0.0478	0.0150	0.0464	0	103	70	130			
Benzene	0.0512	0.00100	0.0464	0	110	70	130			
Bromodichloromethane	0.0481	0.00100	0.0464	0	104	70	130			
Bromoform	0.0490	0.00100	0.0464	0	106	70	130			
Bromomethane	0.0385	0.00100	0.0464	0	82.9	70	130			
Carbon disulfide	0.0439	0.0150	0.0464	0	94.7	70	130			
Carbon tetrachloride	0.0442	0.00100	0.0464	0	95.3	70	130			
Chlorobenzene	0.0456	0.00100	0.0464	0	98.4	70	130			
Chloroethane	0.0420	0.00100	0.0464	0	90.4	70	130			
Chloroform	0.0473	0.00100	0.0464	0	102	80	120			
Chloromethane	0.0485	0.00100	0.0464	0	105	70	130			
cis-1,2-Dichloroethene	0.0522	0.00100	0.0464	0	112	70	130			
cis-1,3-Dichloropropene	0.0488	0.00100	0.0464	0	105	70	130			
Cyclohexane	0.0503	0.0150	0.0464	0	108	70	130			N
Dibromochloromethane	0.0462	0.00100	0.0464	0	99.5	70	130			
Dichlorodifluoromethane	0.0446	0.00100	0.0464	0	96.1	70	130			
Ethylbenzene	0.0470	0.00100	0.0464	0	101	80	120			
Isopropylbenzene	0.0460	0.00100	0.0464	0	99.0	70	130			
m,p-Xylene	0.0995	0.00200	0.0928	0	107	70	130			
Methyl Acetate	0.0505	0.0150	0.0464	0	109	70	130			
Methyl tert-butyl ether	0.0545	0.00100	0.0464	0	117	70	130			
Methylcyclohexane	0.0482	0.0150	0.0464	0	104	70	130			
Methylene chloride	0.0499	0.00250	0.0464	0	107	70	130			
o-Xylene	0.0467	0.00100	0.0464	0	101	70	130			
Styrene	0.0465	0.00100	0.0464	0	100	70	130			
Tetrachloroethene	0.0481	0.00200	0.0464	0	104	70	130			
Toluene	0.0506	0.00200	0.0464	0	109	80	120			

Qualifiers:

B	Analyte detected in the associated Method Blank	R	RPD outside accepted control limits
DF	Dilution Factor	RL	Reporting Limit
J	Analyte detected between MDL and RL	S	Spike Recovery outside control limits
MDL	Method Detection Limit	J	Analyte detected between SDL and RL
ND	Not Detected at the Method Detection Limit	N	Parameter not NELAC certified

CLIENT: Geo Strata Environmental Consultants
Work Order: 1010123
Project: Hillcrest CEI

ANALYTICAL QC SUMMARY REPORT

RunID: GCMS5_101020C

trans-1,2-Dichloroethene	0.0512	0.00100	0.0464	0	110	70	130
trans-1,3-Dichloropropene	0.0533	0.00100	0.0464	0	115	70	130
Trichloroethene	0.0503	0.00200	0.0464	0	108	70	130
Trichlorofluoromethane	0.0437	0.00100	0.0464	0	94.2	70	130
Vinyl chloride	0.0492	0.00100	0.0464	0	106	80	120
Surr: 1,2-Dichloroethane-d4	178		200.0		89.1	72	119
Surr: 4-Bromofluorobenzene	187		200.0		93.5	76	119
Surr: Dibromofluoromethane	198		200.0		98.8	85	115
Surr: Toluene-d8	191		200.0		95.6	81	120

Qualifiers:

B	Analyte detected in the associated Method Blank	R	RPD outside accepted control limits
DF	Dilution Factor	RL	Reporting Limit
J	Analyte detected between MDL and RL	S	Spike Recovery outside control limits
MDL	Method Detection Limit	J	Analyte detected between SDL and RL
ND	Not Detected at the Method Detection Limit	N	Parameter not NELAC certified

CLIENT: Geo Strata Environmental Consultants
Work Order: 1010123
Project: Hillcrest CEI

ANALYTICAL QC SUMMARY REPORT

RunID: PMOIST_101021B

Sample ID:	**1010124-06C-DUP**	**Batch ID:**	**43533**	**TestNo:**	**D2216**	**Units:**	**WT%**
SampType:	**DUP**	**Run ID:**	**PMOIST_101021B**	**Analysis Date:**	**10/22/10 09:00 AM**	**Prep Date:**	**10/21/10**

Analyte	Result	RL	SPK value	Ref Val	%REC	LowLimit	HighLimit	%RPD	RPD Limit	Qual
Percent Moisture	25.4	0	0	23.55				7.55	30	

Qualifiers:

B	Analyte detected in the associated Method Blank	R	RPD outside accepted control limits
DF	Dilution Factor	RL	Reporting Limit
J	Analyte detected between MDL and RL	S	Spike Recovery outside control limits
MDL	Method Detection Limit	J	Analyte detected between SDL and RL
ND	Not Detected at the Method Detection Limit	N	Parameter not NELAC certified

CLIENT: Geo Strata Environmental Consultants
Work Order: 1010123
Project: Hillcrest CEI

MQL SUMMARY REPORT

TestNo: TX1005 Analyte	MDL mg/Kg	MQL mg/Kg
T/R Hydrocarbons: >C12-C28	7.00	20.0
T/R Hydrocarbons: >C28-C35	7.00	20.0
T/R Hydrocarbons: C6-C12	7.00	20.0
T/R Hydrocarbons: C6-C35	7.00	20.0

TestNo: TX1005 Analyte	MDL mg/L	MQL mg/L
T/R Hydrocarbons: >C12-C28	0.700	2.00
T/R Hydrocarbons: >C28-C35	0.700	2.00
T/R Hydrocarbons: C6-C12	0.700	2.00
T/R Hydrocarbons: C6-C35	0.700	2.00

TestNo: SW8260B Analyte	MDL mg/L	MQL mg/L
1,1,1-Trichloroethane	0.000200	0.00100
1,1,2,2-Tetrachloroethane	0.000200	0.00100
1,1,2-Trichloroethane	0.000200	0.00100
1,1,2-Trichlorotrifluoroethane	0.00500	0.0150
1,1-Dichloroethane	0.000200	0.00100
1,1-Dichloroethene	0.000200	0.00100
1,2,4-Trichlorobenzene	0.00150	0.00500
1,2-Dibromo-3-chloropropane	0.00300	0.0100
1,2-Dibromoethane	0.000200	0.00100
1,2-Dichlorobenzene	0.000300	0.00100
1,2-Dichloroethane	0.000300	0.00100
1,2-Dichloropropane	0.000200	0.00100
1,3-Dichlorobenzene	0.000300	0.00100
1,4-Dichlorobenzene	0.000300	0.00100
2-Butanone	0.00500	0.0150
2-Hexanone	0.00500	0.0150
4-Methyl-2-pentanone	0.00500	0.0150
Acetone	0.00500	0.0150
Benzene	0.000200	0.00100
Bromodichloromethane	0.000200	0.00100
Bromoform	0.000200	0.00100
Bromomethane	0.000300	0.00100
Carbon disulfide	0.00500	0.0150
Carbon tetrachloride	0.000200	0.00100
Chlorobenzene	0.000200	0.00100
Chloroethane	0.000300	0.00100
Chloroform	0.000300	0.00100
Chloromethane	0.000300	0.00100
cis-1,2-Dichloroethene	0.000200	0.00100
cis-1,3-Dichloropropene	0.000200	0.00100
Cyclohexane	0.00500	0.0150
Dibromochloromethane	0.000200	0.00100
Dichlorodifluoromethane	0.000200	0.00100
Ethylbenzene	0.000300	0.00100
Isopropylbenzene	0.000200	0.00100
m,p-Xylene	0.000600	0.00200
Methyl Acetate	0.00500	0.0150
Methyl tert-butyl ether	0.000300	0.00100
Methylcyclohexane	0.00500	0.0150
Methylene chloride	0.00250	0.00250
o-Xylene	0.000300	0.00100
Styrene	0.000200	0.00100
Tetrachloroethene	0.000600	0.00200
Toluene	0.000600	0.00200
trans-1,2-Dichloroethene	0.000200	0.00100
trans-1,3-Dichloropropene	0.000200	0.00100
Trichloroethene	0.000600	0.00200
Trichlorofluoromethane	0.000200	0.00100
Vinyl chloride	0.000100	0.00100

TestNo: SW8260B Analyte	MDL mg/Kg	MQL mg/Kg
1,1,1-Trichloroethane	0.00100	0.00500
1,1,2,2-Tetrachloroethane	0.00100	0.00500
1,1,2-Trichloroethane	0.00100	0.00500
1,1,2-Trichlorotrifluoroethane	0.00500	0.0150
1,1-Dichloroethane	0.00100	0.00500
1,1-Dichloroethene	0.00100	0.00500
1,2,4-Trichlorobenzene	0.00100	0.00500
1,2-Dibromo-3-chloropropane	0.00100	0.00500
1,2-Dibromoethane	0.00100	0.00500
1,2-Dichlorobenzene	0.00100	0.00500
1,2-Dichloroethane	0.00100	0.00500
1,2-Dichloropropane	0.00100	0.00500
1,3-Dichlorobenzene	0.00100	0.00500
1,4-Dichlorobenzene	0.00100	0.00500
2-Butanone	0.00500	0.0150
2-Hexanone	0.00500	0.0150
4-Methyl-2-pentanone	0.00500	0.0150
Acetone	0.0150	0.0500
Benzene	0.00100	0.00500
Bromodichloromethane	0.00100	0.00500
Bromoform	0.00100	0.00500
Bromomethane	0.00100	0.00500
Carbon disulfide	0.00100	0.00500

Qualifiers:
MQL - Method Quantitation Limit as defined by TRRP
MDL - Method Detection Limit as defined by TRRP

CLIENT: Geo Strata Environmental Consultants
Work Order: 1010123
Project: Hillcrest CEI

MQL SUMMARY REPORT

Carbon tetrachloride	0.00100	0.00500
Chlorobenzene	0.00100	0.00500
Chloroethane	0.00100	0.00500
Chloroform	0.00100	0.00500
Chloromethane	0.00100	0.00500
cis-1,2-Dichloroethene	0.00100	0.00500
cis-1,3-Dichloropropene	0.00100	0.00500
Cyclohexane	0.00500	0.0150
Dibromochloromethane	0.00100	0.00500
Dichlorodifluoromethane	0.00100	0.00500
Ethylbenzene	0.00100	0.00500
Isopropylbenzene	0.00100	0.00500
m,p-Xylene	0.00100	0.00500
Methyl Acetate	0.00500	0.0150
Methyl tert-butyl ether	0.00100	0.00500
Methylcyclohexane	0.00500	0.0150
Methylene chloride	0.00500	0.00500
o-Xylene	0.00100	0.00500
Styrene	0.00100	0.00500
Tetrachloroethene	0.00100	0.00500
Toluene	0.00100	0.00500
trans-1,2-Dichloroethene	0.00100	0.00500
trans-1,3-Dichloropropene	0.00100	0.00500
Trichloroethene	0.00100	0.00500
Trichlorofluoromethane	0.00500	0.0150
Vinyl chloride	0.00100	0.00500

TestNo: SW8270C	**MDL**	**MQL**
Analyte	**mg/Kg**	**mg/Kg**
Acenaphthene	0.0200	0.0500
Acenaphthylene	0.0100	0.0500
Anthracene	0.0100	0.0500
Benzo[a]anthracene	0.0200	0.0500
Benzo[a]pyrene	0.0300	0.0500
Benzo[b]fluoranthene	0.0200	0.0500
Benzo[g,h,i]perylene	0.0200	0.0500
Benzo[k]fluoranthene	0.0300	0.0500
Chrysene	0.0200	0.0500
Dibenz[a,h]anthracene	0.0200	0.0500
Fluoranthene	0.0100	0.0500
Fluorene	0.0100	0.0500
Indeno[1,2,3-cd]pyrene	0.0100	0.0500
Naphthalene	0.0100	0.0500
Phenanthrene	0.0100	0.0500
Pyrene	0.0200	0.0500

TestNo: SW8270C	**MDL**	**MQL**
Analyte	**mg/L**	**mg/L**
Acenaphthene	0.0000250	0.0000500
Acenaphthylene	0.0000250	0.0000500
Anthracene	0.0000250	0.0000500
Benzo[a]anthracene	0.0000250	0.0000500
Benzo[a]pyrene	0.0000250	0.0000500
Benzo[b]fluoranthene	0.0000250	0.0000500
Benzo[g,h,i]perylene	0.0000250	0.0000500
Benzo[k]fluoranthene	0.0000250	0.0000500
Chrysene	0.0000250	0.0000500
Dibenz[a,h]anthracene	0.00000500	0.0000100
Fluoranthene	0.0000250	0.0000500
Fluorene	0.0000250	0.0000500
Indeno[1,2,3-cd]pyrene	0.0000250	0.0000500
Naphthalene	0.0000250	0.0000500
Phenanthrene	0.0000250	0.0000500
Pyrene	0.0000250	0.0000500

Qualifiers:
MQL - Method Quantitation Limit as defined by TRRP
MDL - Method Detection Limit as defined by TRRP

DHL ANALYTICAL

October 27, 2010

Suzanne Green
Geo Strata Environmental Consultants
4718 College Park
San Antonio, TX 78249

TEL: (210) 492-2558
FAX (210) 492-8935

Order No.: 1010124

RE: Hillcrest CEI

Dear Suzanne Green:

DHL Analytical received 9 sample(s) on 10/19/2010 for the analyses presented in the following report.

There were no problems with the analyses and all data met requirements of NELAC except where noted in the Case Narrative. All non-NELAC methods will be identified accordingly in the case narrative and all estimated uncertainties of test results are within method or EPA specifications.

If you have any questions regarding these tests results, please feel free to call. Thank you for using DHL Analytical.

Sincerely,

John DuPont
General Manager

This report was performed under the accreditation of the State of Texas Laboratory Certification Number: T104704211-10-3

Table of Contents

Miscellaneous Documents 3

Case Narrative 20

Sample Summary 21

Prep Dates Report 22

Analytical Dates Report 24

Sample Results 26

Analytical QC Summary Report 42

MQL Summary Report 64

DHL ANALYTICAL
2300 Double Creek Dr. ■ Round Rock, TX 78664
Phone (512) 388-8222 ■ FAX (512) 388-8229
Web: www.dhlanalytical.com
E-Mail: login@dhlanalytical.com

COC# 1977

№ 46643

CHAIN-OF-CUSTODY

CLIENT: GEOSTRATA ENVIRONMENTAL INC
ADDRESS: 4715 College Park San Antonio Tx 78249
PHONE: (210) 492-7282 FAX/E-MAIL: (210) 492-8935
DATA REPORTED TO: SHERRI KRIEG
ADDITIONAL REPORT COPIES TO:

DATE: 10·18·2010 PAGE 1 OF 1
PO #: ~~HCEI~~ 354840 14 DHL WORK ORDER #: 1010124
PROJECT LOCATION OR NAME: HCEI
CLENT PROJECT #: HCEI · 760·5211 COLLECTOR: P V Sahram

Authorize 5% surcharge for TRRP Report? ☐ Yes ☐ No

S=SOIL P=PAINT W=WATER SL=SLUDGE A=AIR O=OTHER L=LIQUID SO=SOLID

Field Sample I.D.	DHL Lab #	Date	Time	Matrix	Container Type	# of Containers	PRESERVATION HCl	HNO_3	H_2SO_4 ☐ NaOH ☐	ICE	UNPRESERVED	BTEX ☐ MTBE ☐ (METHOD 8021)	TPH 1005 ☐ TPH 1006 ☐ HOLD 1006 ☐	GRO (METHOD 8015) ☐ DRO (METHOD 8105) ☐	VOC 8260 ☐ VOC 624 ☐ VOC 8260/5035 ☐	SVOC 8270 ☐ (PAH 8270) ☐ HOLD PAH ☐ SVOC 625 ☐	8081 PEST ☐ 608 PEST/PCB ☐ 8270 PCB ☐ 8270 PEST ☐	8270 O-P PEST ☐ 8082 PCB ☐ 8270 PCB ☐	8321 HERB ☐ 8330 EXPL ☐ PERCHLORATE ☐	METALS 6020 ☐ METALS 200.8 ☐ DISS. METALS ☐	RCRA ☐ TX11 ☐	PH ☐ HEX CHROM ☐ ALKALINITY ☐	CHLORIDE ☐ ANIONS	TCLP-SVOC ☐ VOC ☐ PEST ☐ HERB ☐	TCLP-METALS ☐ RCRA 8 ☐ TX-11 ☐ Pb ☐	RCI ☐ TOX ☐ FLASHPOINT ☐	TDS ☐ TSS ☐ % MOISTURE ☐ CYANIDE ☐	Low Concentration	Medium Concentration	High Concentration	FIELD NOTES
SO·SB33·01	01	10/18/10	1056	S	VARIOUS	4				✓	✓		✓		✓	✓													✓				
SO·SB33·02	02	10/18/10	1059	S	VARIOUS	4				✓	✓		✓		✓	✓													✓				
SO·SB6·01	03	10/18/10	1219	S	VARIOUS	4				✓	✓		✓		✓	✓													✓				
SO·SB7·01	04	10/18/10	1345	S	VARIOUS	7				✓	✓		✓		✓	✓													✓				
SO·SB7·02	05	10/18/10	1425	S	VARIOUS	7				✓	✓		✓		✓	✓													✓				
SO·SB20·01	06	10/18/10	1540	S	VARIOUS	7				✓	✓		✓		✓	✓													✓				MS/MSD SAMPLE
GW·EB·1	07	10/18/10	1011	W	VARIOUS	8	✓			✓	✓		✓		✓	✓													✓				
SO·FD·01	08	10/18/10	1000	S	VARIOUS	7				✓	✓		✓		✓	✓													✓				DUPLICATE
TRIP BLANK	09	10/18/10		W	40ml Glass	2	✓			✓	·				✓	Hold	per	Chris															
																		10/19/10															
TOTAL																																	

RELINQUISHED BY: (Signature) DATE/TIME 10/18/10 1830 RECEIVED BY: (Signature)
RELINQUISHED BY: (Signature) Peter V. Sahram DATE/TIME 10/18/10 1830 RECEIVED BY: (Signature) Fed ex
RELINQUISHED BY: (Signature) Fed ex DATE/TIME 10/19/10 RECEIVED BY: (Signature) 950 J Baker
☐ DHL DISPOSAL @ $5.00 each ☐ Return

TURN AROUND TIME
RUSH ☐ CALL FIRST
1 DAY ☐ CALL FIRST
2 DAY ☐
NORMAL ☐
OTHER ☐ _____

LABORATORY USE ONLY:
RECEIVING TEMP: 3.2 THERM #: 57
CUSTODY SEALS: ☐ BROKEN ☐ INTACT ☐ NOT USED
☐ CARRIER BILL #: Fed ex
☐ APC DELIVERY
☐ HAND DELIVERED

FedEx Express — US Airbill

FedEx Tracking Number 8705 3918 9569

0200 — Recipient's Copy

1 From

Date 10/18/10

Sender's Name GEO STRATA ENVIRON. Phone 210 492 7282

Company R GREEN

Address 4718 College Park

Dept./Floor/Suite/Room

City SAN ANTONIO State TX ZIP 78249

2 Your Internal Billing Reference

3 To

Recipient's Name Phone 512 388 8222

Company DHL ANALYTICAL

HOLD Weekday — Print FedEx location address below. NOT available for FedEx First Overnight.

HOLD Saturday — Print FedEx location address below. Available ONLY for FedEx Priority Overnight and FedEx 2Day to select locations.

Address 2300 Double Creek Dr.

We cannot deliver to P.O. boxes or P.O. ZIP codes.

Dept./Floor/Suite/Room

Address

Print FedEx location address here if a HOLD option is selected.

City Round Rock State TX ZIP 78664

8705 3918 9569

4a Express Package Service * To most locations. *Packages up to 150 lbs.*

- [x] FedEx Priority Overnight — Next business morning.* Friday shipments will be delivered on Monday unless SATURDAY Delivery is selected.
- [ ] FedEx Standard Overnight — Next business afternoon.* Saturday Delivery NOT available.
- [ ] FedEx First Overnight — Earliest next business morning delivery to select locations.* Saturday Delivery NOT available.
- [ ] FedEx 2Day — Second business day.* Thursday shipments will be delivered on Monday unless SATURDAY Delivery is selected.
- [ ] FedEx Express Saver — Third business day.* Saturday Delivery NOT available.

4b Express Freight Service ** To most locations. *Packages over 150 lbs.*

- [ ] FedEx 1Day Freight — Next business day.** Friday shipments will be delivered on Monday unless SATURDAY Delivery is selected.
- [ ] FedEx 2Day Freight — Second business day.** Thursday shipments will be delivered on Monday unless SATURDAY Delivery is selected.
- [ ] FedEx 3Day Freight — Third business day.** Saturday Delivery NOT available.

FedEx 1Day Freight Booking No.

5 Packaging * Declared value limit $500.

- [ ] FedEx Envelope*
- [ ] FedEx Pak* — Includes FedEx Small Pak, FedEx Large Pak, and FedEx Sturdy Pak.
- [ ] FedEx Box
- [ ] FedEx Tube
- [x] Other

6 Special Handling and Delivery Signature Options

- [ ] SATURDAY Delivery — NOT available for FedEx Standard Overnight, FedEx First Overnight, FedEx Express Saver, or FedEx 3Day Freight.
- [ ] No Signature Required — Package may be left without obtaining a signature for delivery.
- [ ] Direct Signature — Someone at recipient's address may sign for delivery. *Fee applies.*
- [ ] Indirect Signature — If no one is available at recipient's address, someone at a neighboring address may sign for delivery. For residential deliveries only. *Fee applies.*

Does this shipment contain dangerous goods? One box must be checked.

- [x] No
- [ ] Yes — As per attached Shipper's Declaration.
- [ ] Yes — Shipper's Declaration not required.
- [ ] Dry Ice — Dry ice, 9, UN 1845 ____ x ____ kg

Dangerous goods (including dry ice) cannot be shipped in FedEx packaging or placed in a FedEx Express Drop Box.

- [ ] Cargo Aircraft Only

7 Payment *Bill to:* Enter FedEx Acct. No. or Credit Card No. below.

- [ ] Sender — Acct. No. in Section 1 will be billed.
- [ ] Recipient
- [x] Third Party
- [ ] Credit Card
- [ ] Cash/Check

Obtain Recip. Acct. No. [ ]

Total Packages	Total Weight	Total Declared Value†	Credit Card Auth.
	70 lbs.	$ .00	

†Our liability is limited to $100 unless you declare a higher value. See the current FedEx Service Guide for details.

554

Rev. Date 2/08•Part #158281•©1994-2008 FedEx•PRINTED IN U.S.A. SRY

fedex.com 1.800.GoFedEx 1.800.463.3339

CUSTODY SEAL
DATE 10/18/10
SIGNATURE

QEC
Quality Environmental Containers
800-255-3950 • 304-255-3900

DHL Analytical

Sample Receipt Checklist

Client Name Geo Strata Environmental Consultants

Date Received: 10/19/2010

Work Order Number 1010124

Received by JB

Checklist completed by: [signature] Signature 10/19/10 Date

Reviewed by SS Initials 10-19-10 Date

Carrier name: FedEx 1day

Shipping container/cooler in good condition?	Yes ☑	No ☐	Not Present ☐
Custody seals intact on shippping container/cooler?	Yes ☑	No ☐	Not Present ☐
Custody seals intact on sample bottles?	Yes ☑	No ☐	Not Present ☐
Chain of custody present?	Yes ☑	No ☐	
Chain of custody signed when relinquished and received?	Yes ☑	No ☐	
Chain of custody agrees with sample labels?	Yes ☑	No ☐	
Samples in proper container/bottle?	Yes ☑	No ☐	
Sample containers intact?	Yes ☑	No ☐	
Sufficient sample volume for indicated test?	Yes ☑	No ☐	
All samples received within holding time?	Yes ☑	No ☐	
Container/Temp Blank temperature in compliance?	Yes ☑	No ☐	3.2 °C
Water - VOA vials have zero headspace?	Yes ☑	No ☐	No VOA vials submitted ☐
Water - pH acceptable upon receipt?	Yes ☐	No ☐	Not Applicable ☑

Adjusted? _____ Checked by _____

Any No response must be detailed in the comments section below.

Client contacted _____ Date contacted: _____ Person contacted _____

Contacted by: _____ Regarding: _____

Comments: _____

Corrective Action _____

Page 1 of 1

Laboratory Data Package Signature Page – RG-366/TRRP-13
Revised May 2010

This data package consists of:

This signature page, the laboratory review checklist, and the following reportable data:

- R1 Field chain-of-custody documentation;
- R2 Sample identification cross-reference;
- R3 Test reports (analytical data sheets) for each environmental sample that includes:
  - a) Items consistent with NELAC Chapter 5,
  - b) dilution factors,
  - c) preparation methods,
  - d) cleanup methods, and
  - e) if required for the project, tentatively identified compounds (TICs).
- R4 Surrogate recovery data including:
  - a) Calculated recovery (%R), and
  - b) The laboratory's surrogate QC limits.
- R5 Test reports/summary forms for blank samples;
- R6 Test reports/summary forms for laboratory control samples (LCSs) including:
  - a) LCS spiking amounts,
  - b) Calculated %R for each analyte, and
  - c) The laboratory's LCS QC limits.
- R7 Test reports for project matrix spike/matrix spike duplicates (MS/MSDs) including:
  - a) Samples associated with the MS/MSD clearly identified,
  - b) MS/MSD spiking amounts,
  - c) Concentration of each MS/MSD analyte measured in the parent and spiked samples,
  - d) Calculated %Rs and relative percent differences (RPDs), and
  - e) The laboratory's MS/MSD QC limits
- R8 Laboratory analytical duplicate (if applicable) recovery and precision:
  - a) The amount of analyte measured in the duplicate,
  - b) The calculated RPD, and
  - c) The laboratory's QC limits for analytical duplicates.
- R9 List of method quantitation limits (MQLs) and detectability check sample results (DCS results can be found with the Miscellaneous Documents) for each analyte for each method and matrix;
- R10 Other problems or anomalies.

The Exception Report for every "No" or "Not Reviewed (NR)" item in Laboratory Review checklist and for each analyte, matrix, and method for which the laboratory does not hold NELAC accreditation under the Texas Laboratory Accreditation Program.

Release Statement: I am responsible for the release of this laboratory data package. This laboratory is NELAC accredited under the Texas Laboratory Accreditation Program for all the methods, analytes, and matrices reported in this data package except as noted in the Exception Reports. The data have been reviewed and are technically compliant with the requirements of the methods used, except where noted by the laboratory in the Exception Reports. By my signature below, I affirm to the best of my knowledge that all problems/anomalies observed by the laboratory have been identified in the Laboratory Review Checklist, and no information or data affecting the quality of the data has been knowingly withheld.

This laboratory was last inspected by TCEQ on April 6-8, 2009. Any findings affecting the data in this laboratory data package are noted in the Exception Reports herein. The official signing the cover page of the report in which these data are used is responsible for releasing this data package and is by signature affirming the above release statement is true.

John DuPont – General Manager
Scott Schroeder – Technical Director

Signature

10/26/10
Date

DHL Analytical, Inc.

Laboratory Review Checklist: Reportable Data

Project Name: Hillcrest CEI	Date: 10/26/2010
Reviewer Name: Angie O'Donnell	Laboratory Work Order: 1010124
Prep Batch Number(s): See Prep Dates Report	Run Batch: See Analytical Dates Report

#[1]	A[2]	Description	Yes	No	NA[3]	NR[4]	ER#[5]
		Chain-of-Custody (C-O-C)					
R1	OI	1) Did samples meet the laboratory's standard conditions of sample acceptability upon receipt?	X				R1-01
		2) Were all departures from standard conditions described in an exception report?	X				
R2	OI	**Sample and Quality Control (QC) Identification**					
		1) Are all field sample ID numbers cross-referenced to the laboratory ID numbers?	X				
		2) Are all laboratory ID numbers cross-referenced to the corresponding QC data?	X				
R3	OI	**Test Reports**					
		1) Were all samples prepared and analyzed within holding times?	X				
		2) Other than those results < MQL, were all other raw values bracketed by calibration standards?	X				
		3) Were calculations checked by a peer or supervisor?	X				
		4) Were all analyte identifications checked by a peer or supervisor?	X				
		5) Were sample detection limits reported for all analytes not detected?	X				
		6) Were all results for soil and sediment samples reported on a dry weight basis?	X				
		7) Were % moisture (or solids) reported for all soil and sediment samples?	X				
		8) Were bulk soils/solids samples for volatile analysis extracted with methanol per EPA Method 5035?	X				
		9) If required for the project, TICs reported?			X		
R4	O	**Surrogate Recovery Data**					
		1) Were surrogates added prior to extraction?	X				
		2) Were surrogate percent recoveries in all samples within the laboratory QC limits?	X				
R5	OI	**Test Reports/Summary Forms for Blank Samples**					
		1) Were appropriate type(s) of blanks analyzed?	X				
		2) Were blanks analyzed at the appropriate frequency?	X				
		3) Where method blanks taken through the entire analytical process, including preparation and, if applicable, cleanup procedures?	X				
		4) Were blank concentrations < MQL?	X				
R6	OI	**Laboratory Control Samples (LCS):**					
		1) Were all COCs included in the LCS?	X				
		2) Was each LCS taken through the entire analytical procedure, including prep and cleanup steps?	X				
		3) Were LCSs analyzed at the required frequency?	X				
		4) Were LCS (and LCSD, if applicable) %Rs within the laboratory QC limits?	X				
		5) Does the detectability data document the laboratory's capability to detect the COCs at the MDL used to calculate the SDLs?	X				
		6) Was the LCSD RPD within QC limits (if applicable)?	X				
R7	OI	**Matrix Spike (MS) and Matrix Spike Duplicate (MSD) Data**					
		1) Were the project/method specified analytes included in the MS and MSD?	X				R7-01
		2) Were MS/MSD analyzed at the appropriate frequency?	X				
		3) Were MS (and MSD, if applicable) %Rs within the laboratory QC limits?	X				
		4) Were MS/MSD RPDs within laboratory QC limits?	X				
R8	OI	**Analytical Duplicate Data**					
		1) Were appropriate analytical duplicates analyzed for each matrix?	X				
		2) Were analytical duplicates analyzed at the appropriate frequency?	X				
		3) Were RPDs or relative standard deviations within the laboratory QC limits?	X				
R9	OI	**Method Quantitation Limits (MQLs):**					
		1) Are the MQLs for each method analyte included in the laboratory data package?	X				
		2) Do the MQLs correspond to the concentration of the lowest non-zero calibration standard?	X				
		3) Are unadjusted MQLs and DCSs included in the laboratory data package?	X				
R10	OI	**Other Problems/Anomalies**					
		1) Are all known problems/anomalies/special conditions noted in this LRC and ER?	X				
		2) Was applicable and available technology used to lower the SDL to minimize the matrix interference affects on the sample results?	X				
		3) Is the laboratory NELAC-accredited under the Texas Laboratory Accreditation Program for the analytes, matrices and methods associated with this laboratory data package?	X				

1 Items identified by the letter "R" should be included in the laboratory data package submitted to the TCEQ in the TRRP-required report(s). Items identified by the letter "S" should be retained and made available upon request for the appropriate retention period.
2 O = organic analyses; I = inorganic analyses (and general chemistry, when applicable).
3 NA = Not applicable.
4 NR = Not Reviewed.
5 ER# = Exception Report identification number (an Exception Report should be completed for an item if "NR" or "No" is checked).

DHL Analytical, Inc.

Laboratory Review Checklist (continued): Supporting Data

Project Name: Hillcrest CEI	Date: 10/26/2010
Reviewer Name: Angie O'Donnell	Laboratory Work Order: 1010124

#[1]	A[2]	Description	Yes	No	NA[3]	NR[4]	ER#[5]
S1	OI	**Initial Calibration (ICAL)**					
		1) Were response factors and/or relative response factors for each analyte within QC limits?	X				
		2) Were percent RSDs or correlation coefficient criteria met?	X				
		3) Was the number of standards recommended in the method used for all analytes?	X				
		4) Were all points generated between the lowest and highest standard used to calculate the curve?	X				
		5) Are ICAL data available for all instruments used?	X				
		6) Has the initial calibration curve been verified using an appropriate second source standard?	X				
S2	OI	**Initial and Continuing calibration Verification (ICCV and CCV) and Continuing Calibration blank (CCB):**					
		1) Was the CCV analyzed at the method-required frequency?	X				
		2) Were percent differences for each analyte within the method-required QC limits?	X				
		3) Was the ICAL curve verified for each analyte?	X				
		4) Was the absolute value of the analyte concentration in the inorganic CCB < MDL?	X				
S3	O	**Mass Spectral Tuning:**					
		1) Was the appropriate compound for the method used for tuning?	X				
		2) Were ion abundance data within the method-required QC limits?	X				
S4	O	**Internal Standards (IS):**					
		1) Were IS area counts and retention times within the method-required QC limits?	X				
S5	OI	**Raw Data (NELAC Section 5.5.10)**					
		1) Were the raw data (for example, chromatograms, spectral data) reviewed by an analyst?	X				
		2) Were data associated with manual integrations flagged on the raw data?	X				
S6	O	**Dual Column Confirmation**					
		1) Did dual column confirmation results meet the method-required QC?			X		
S7	O	**Tentatively Identified Compounds (TICs):**					
		1) If TICs were requested, were the mass spectra and TIC data subject to appropriate checks?			X		
S8	I	**Interference Check Sample (ICS) Results:**					
		1) Were percent recoveries within method QC limits?			X		
S9	I	**Serial Dilutions, Post Digestion Spikes, and Method of Standard Additions**					
		1) Were percent differences, recoveries, and the linearity within the QC limits specified in the method?			X		
	OI	**Method Detection Limit (MDL) Studies**					
		1) Was a MDL study performed for each reported analyte?	X				
		2) Is the MDL either adjusted or supported by the analysis of DCSs?	X				
S11	OI	**Proficiency Test Reports:**					
		1) Was the lab's performance acceptable on the applicable proficiency tests or evaluation studies?	X				
S12	OI	**Standards Documentation**					
		1) Are all standards used in the analyses NIST-traceable or obtained from other appropriate sources?	X				
S13	OI	**Compound/Analyte Identification Procedures**					
		1) Are the procedures for compound/analyte identification documented?	X				
S14	OI	**Demonstration of Analyst Competency (DOC)**					
		1) Was DOC conducted consistent with NELAC Chapter 5 – Appendix C?	X				
		2) Is documentation of the analyst's competency up-to-date and on file?	X				
S15	OI	**Verification/Validation Documentation for Methods** (NELAC Chapter 5)					
		1) Are all the methods used to generate the data documented, verified, and validated, where applicable?	X				
S16	OI	**Laboratory Standard Operating Procedures (SOPs):**					
		1) Are laboratory SOPs current and on file for each method performed?	X				

1 Items identified by the letter "R" should be included in the laboratory data package submitted to the TCEQ in the TRRP-required report(s). Items identified by the letter "S" should be retained and made available upon request for the appropriate retention period.
2 O = organic analyses; I = inorganic analyses (and general chemistry, when applicable).
3 NA = Not applicable.
4 NR = Not Reviewed.
5 ER# = Exception Report identification number (an Exception Report should be completed for an item if "NR" or "No" is checked).

DCS REPORTING

RunID:	GC12_101014A	Prep Date:	10/14/2010
SampID:	DCS-43428	Anaysis Date:	10/14/2010
TestNo:	TX1005	Units:	mg/L
BatchID:	43428		

Analyte	Result	RL	SPK Val	%REC	Low Limit	High Limit	Flag
T/R Hydrocarbons: C6-C35	0.789	2	1	78.9	20	500	

DCS REPORTING

RunID:	GC12_101013A	Prep Date:	10/13/2010
SampID:	DCS-43416	Anaysis Date:	10/13/2010
TestNo:	TX1005	Units:	mg/Kg
BatchID:	43416		

Analyte	Result	RL	SPK Val	%REC	Low Limit	High Limit	Flag
T/R Hydrocarbons: C6-C35	6.37	20	10	63.7	50	200	

DCS REPORTING

RunID:	GCMS2_100817A	Prep Date:	8/18/2010
SampID:	DCS-42633	Anaysis Date:	8/18/2010
TestNo:	SW8260B	Units:	µg/Kg
BatchID:	42633		

Analyte	Result	RL	SPK Val	%REC	Low Limit	High Limit	Flag
1,1,1,2-Tetrachloroethane	2.24	5	2.32	96.6	50	150	
1,1,1-Trichloroethane	2.30	5	2.32	99.1	60	140	
1,1,2,2-Tetrachloroethane	2.29	5	2.32	98.7	50	150	
1,1,2-Trichloroethane	2.17	5	2.32	93.5	40	160	
1,1,2-Trichlorotrifluoroethane	2.08	15	2.32	89.7	40	160	
1,1-Dichloroethane	2.18	5	2.32	94.0	50	150	
1,1-Dichloroethene	2.10	5	2.32	90.5	50	150	
1,1-Dichloropropene	2.22	5	2.32	95.7	30	170	
1,2,3-Trichlorobenzene	3.10	5	2.32	134	20	180	
1,2,3-Trichloropropane	2.16	5	2.32	93.1	20	180	
1,2,4-Trichlorobenzene	2.46	5	2.32	106	20	180	
1,2,4-Trimethylbenzene	2.26	5	2.32	97.4	20	180	
1,2-Dibromo-3-chloropropane	2.20	5	2.32	94.8	20	180	
1,2-Dibromoethane	2.26	5	2.32	97.4	40	160	
1,2-Dichlorobenzene	2.26	5	2.32	97.4	50	150	
1,2-Dichloroethane	2.39	5	2.32	103	50	150	
1,2-Dichloropropane	2.16	5	2.32	93.1	40	160	
1,3,5-Trimethylbenzene	2.27	5	2.32	97.8	20	180	
1,3-Dichlorobenzene	2.27	5	2.32	97.8	50	150	
1,3-Dichloropropane	2.39	5	2.32	103	50	150	
1,4-Dichloro-2-butene	2.07	5	2.32	89.2	20	180	
1,4-Dichlorobenzene	2.43	5	2.32	105	50	150	
1-Chlorohexane	3.23	5	2.32	139	20	180	
2,2-Dichloropropane	2.09	5	2.32	90.1	40	160	
2-Chloroethylvinylether	1.68	15	2.32	72.4	20	180	
2-Chlorotoluene	2.45	5	2.32	106	50	150	
4-Chlorotoluene	2.40	5	2.32	103	20	180	
Acrolein	4.98	50	5.8	85.9	20	200	
Acrylonitrile	4.24	10	4.64	91.4	30	170	
Benzene	2.16	5	2.32	93.1	50	150	
Bromobenzene	2.26	5	2.32	97.4	50	150	
Bromochloromethane	2.13	5	2.32	91.8	30	170	
Bromodichloromethane	2.17	5	2.32	93.5	50	150	
Bromoform	1.82	5	2.32	78.4	30	120	
Bromomethane	2.78	5	2.32	120	20	200	
Carbon disulfide	2.02	5	2.32	87.1	20	200	
Carbon tetrachloride	2.29	5	2.32	98.7	50	150	
Chlorobenzene	2.35	5	2.32	101	50	150	
Chloroethane	2.29	5	2.32	98.7	20	180	
Chloroform	2.32	5	2.32	100	50	150	
Chloromethane	2.45	5	2.32	106	40	180	
cis-1,2-Dichloroethene	2.10	5	2.32	90.5	50	150	
cis-1,3-Dichloropropene	2.03	5	2.32	87.5	40	160	

DCS REPORTING

RunID:	GCMS2_100817A	Prep Date:	8/18/2010
SampID:	DCS-42633	Anaysis Date:	8/18/2010
TestNo:	SW8260B	Units:	µg/Kg
BatchID:	42633		

Analyte	Result	RL	SPK Val	%REC	Low Limit	High Limit	Flag
Cyclohexane	2.10	15	2.32	90.5	20	180	
Dibromochloromethane	2.04	5	2.32	87.9	40	160	
Dibromomethane	2.19	5	2.32	94.4	50	150	
Dichlorodifluoromethane	1.86	5	2.32	80.2	50	150	
Ethylbenzene	2.30	5	2.32	99.1	60	140	
Hexachlorobutadiene	2.60	5	2.32	112	20	200	
Iodomethane	2.08	5	2.32	89.7	20	200	
Isopropyl alcohol	7.06	50	5.8	122	20	200	
Isopropylbenzene	2.32	5	2.32	100	30	170	
m,p-Xylene	4.53	5	4.64	97.6	40	160	
Methyl Acetate	2.49	15	2.32	107	30	180	
Methyl tert-butyl ether	2.30	5	2.32	99.1	50	150	
Methylcyclohexane	2.11	15	2.32	90.9	20	200	
Methylene chloride	3.19	5	2.32	138	20	200	
n-Butylbenzene	2.19	5	2.32	94.4	20	180	
n-Propylbenzene	2.26	5	2.32	97.4	40	160	
Naphthalene	3.05	15	2.32	131	20	200	
o-Xylene	2.28	5	2.32	98.3	30	170	
p-Isopropyltoluene	2.22	5	2.32	95.7	20	180	
sec-Butylbenzene	2.29	5	2.32	98.7	30	170	
Styrene	2.09	5	2.32	90.1	20	200	
tert-Butylbenzene	2.33	5	2.32	100	20	180	
Tetrachloroethene	2.25	5	2.32	97.0	50	150	
Toluene	2.28	5	2.32	98.3	40	160	
Total Xylenes	6.81	5	6.96	97.8	30	170	
trans-1,2-Dichloroethene	2.07	5	2.32	89.2	50	150	
trans-1,3-Dichloropropene	1.95	5	2.32	84.1	40	160	
Trichloroethene	2.07	5	2.32	89.2	50	150	
Trichlorofluoromethane	2.33	15	2.32	100	50	150	
Vinyl acetate	5.59	15	5.8	96.4	20	200	
Vinyl chloride	2.04	5	2.32	87.9	50	150	

DCS REPORTING

RunID:	GCMS2_100817A	Prep Date:	8/18/2010
SampID:	DCS2-42633	Anaysis Date:	8/18/2010
TestNo:	SW8260B	Units:	µg/Kg
BatchID:	R50959		

Analyte	Result	RL	SPK Val	%REC	Low Limit	High Limit	Flag
2-Butanone	2.82	15	2.32	122	40	160	
2-Hexanone	2.68	15	2.32	116	20	180	
4-Methyl-2-pentanone	2.35	15	2.32	101	50	150	
Acetone	2.25	50	2.32	97.0	20	200	

DCS REPORTING

RunID:	GCMS5_100816A	Prep Date:	8/16/2010
SampID:	DCS-42635	Anaysis Date:	8/16/2010
TestNo:	SW8260B	Units:	µg/L
BatchID:	42635		

Analyte	Result	RL	SPK Val	%REC	Low Limit	High Limit	Flag
1,1,1-Trichloroethane	0.170	1	0.232	73.3	60	140	
1,1,2,2-Tetrachloroethane	0.140	1	0.232	60.3	50	150	
1,1-Dichloroethane	0.190	1	0.232	81.9	50	150	
1,1-Dichloroethene	0.190	1	0.232	81.9	50	150	
1,2-Dichloroethane	0.210	1	0.232	90.5	50	150	
1,3-Dichlorobenzene	0.170	1	0.232	73.3	50	150	
1,3-Dichloropropane	0.140	1	0.232	60.3	50	150	
2-Chlorotoluene	0.180	1	0.232	77.6	50	150	
4-Chlorotoluene	0.160	1	0.232	69.0	20	180	
Benzene	0.230	1	0.232	99.1	50	150	
Bromobenzene	0.190	1	0.232	81.9	50	150	
Bromodichloromethane	0.210	1	0.232	90.5	50	150	
Bromomethane	0.200	1	0.232	86.2	20	200	
Chlorobenzene	0.290	1	0.232	125	50	150	
Chloroform	0.220	1	0.232	94.8	50	150	
Chloromethane	0.200	1	0.232	86.2	40	180	
cis-1,2-Dichloroethene	0.200	1	0.232	86.2	50	150	
Dibromochloromethane	0.180	1	0.232	77.6	40	160	
Dibromomethane	0.250	1	0.232	108	50	150	
Dichlorodifluoromethane	0.170	1	0.232	73.3	50	150	
Ethyl tert-butyl ether (ETBE)	0.120	2	0.232	51.7	20	200	
Ethylbenzene	0.180	1	0.232	77.6	60	140	
Methyl tert-butyl ether	0.190	1	0.232	81.9	50	150	
n-Propylbenzene	0.170	1	0.232	73.3	40	160	
Total THMs	0.610	1	0.928	65.7	30	160	
trans-1,2-Dichloroethene	0.160	1	0.232	69.0	50	150	
Trichlorofluoromethane	0.210	1	0.232	90.5	50	150	
Vinyl chloride	0.180	1	0.232	77.6	50	150	

DCS REPORTING

RunID:	GCMS5_100816A	Prep Date:	8/16/2010
SampID:	DCS2-42635	Anaysis Date:	8/16/2010
TestNo:	SW8260B	Units:	µg/L
BatchID:	42635		

Analyte	Result	RL	SPK Val	%REC	Low Limit	High Limit	Flag
1,1,1,2-Tetrachloroethane	0.350	1	0.464	75.4	50	150	
1,1,2-Trichloroethane	0.350	1	0.464	75.4	40	160	
1,1-Dichloropropene	0.300	1	0.464	64.7	30	170	
1,2-Dibromoethane	0.300	1	0.464	64.7	40	160	
1,2-Dichloropropane	0.370	1	0.464	79.7	40	160	
1,4-Dichlorobenzene	0.330	1	0.464	71.1	50	150	
2,2-Dichloropropane	0.310	1	0.464	66.8	40	160	
Acrolein	4.44	15	4.64	95.7	20	200	
Acrylonitrile	1.51	3	0.928	163	30	170	
Bromochloromethane	0.180	1	0.464	38.8	30	170	
Carbon tetrachloride	0.360	1	0.464	77.6	50	150	
Isopropyl alcohol	2.99	15	4.64	64.4	20	200	
tert-Butylbenzene	0.740	1	0.464	159	20	180	
Vinyl acetate	2.36	10	4.64	50.9	20	200	

DCS REPORTING

RunID:	GCMS5_100816A	Prep Date:	8/16/2010
SampID:	DCS3-42635	Anaysis Date:	8/17/2010
TestNo:	SW8260B	Units:	µg/L
BatchID:	42635		

Analyte	Result	RL	SPK Val	%REC	Low Limit	High Limit	Flag
1,2,3-Trichloropropane	0.960	1	0.928	103	20	180	
1,2,4-Trimethylbenzene	0.480	5	0.928	51.7	20	180	
1,2-Dichlorobenzene	1.26	1	0.928	136	50	150	
1,3,5-Trimethylbenzene	0.590	5	0.928	63.6	20	180	
1-Chlorohexane	1.40	5	0.928	151	20	180	
Bromoform	1.14	1	0.928	123	30	150	
Chloroethane	0.830	1	0.928	89.4	20	180	
cis-1,3-Dichloropropene	1.15	1	0.928	124	40	160	
Hexachlorobutadiene	1.47	3	0.928	158	20	200	
Isopropyl ether (DIPE)	1.23	2	0.928	133	20	200	
Isopropylbenzene	1.18	1	0.928	127	30	170	
m,p-Xylene	2.22	2	1.856	120	40	160	
Methylene chloride	0.780	2.5	0.928	84.1	20	200	
n-Butylbenzene	1.46	1	0.928	157	20	180	
o-Xylene	1.35	1	0.928	145	30	170	
p-Isopropyltoluene	1.35	1	0.928	145	20	180	
sec-Butylbenzene	1.19	1	0.928	128	30	170	
Tert-amyl methyl ether (TAME)	1.04	2	0.928	112	20	200	
Tert-butanol (TBA)	7.51	20	4.64	162	20	200	
Tetrachloroethene	0.780	2	0.928	84.1	50	150	
Toluene	0.870	2	0.928	93.8	40	160	
Total Xylenes	3.57	1	2.784	128	30	170	
trans-1,3-Dichloropropene	1.30	1	0.928	140	40	160	
Trichloroethene	0.780	2	0.928	84.1	50	150	

DCS REPORTING

RunID:	GCMS5_100816A	Prep Date:	8/16/2010
SampID:	DCS4-42635	Anaysis Date:	8/17/2010
TestNo:	SW8260B	Units:	µg/L
BatchID:	42635		

Analyte	Result	RL	SPK Val	%REC	Low Limit	High Limit	Flag
1,1,2-Trichlorotrifluoroethane	4.09	15	4.64	88.1	40	160	
1,2,3-Trichlorobenzene	5.72	5	4.64	123	20	180	
1,2,4-Trichlorobenzene	5.92	5	4.64	128	20	180	
1,2-Dibromo-3-chloropropane	6.04	10	4.64	130	20	180	
1,4-Dichloro-2-butene	3.60	5	4.64	77.6	20	180	
2-Butanone	3.68	15	4.64	79.3	40	160	
2-Chloroethylvinylether	6.77	15	4.64	146	20	180	
2-Hexanone	6.95	15	4.64	150	20	180	
4-Methyl-2-pentanone	3.66	15	4.64	78.9	50	150	
Acetone	4.54	15	4.64	97.8	20	200	
Carbon disulfide	4.12	15	4.64	88.8	20	200	
Cyclohexane	3.32	15	4.64	71.6	20	180	
Iodomethane	7.29	15	4.64	157	20	200	
Methyl Acetate	4.58	15	4.64	98.7	30	180	
Methylcyclohexane	3.49	15	4.64	75.2	20	200	
Naphthalene	6.48	15	4.64	140	20	200	

DCS REPORTING

RunID:	GCMS6_101008B	Prep Date:	10/8/2010
SampID:	DCS2-43366-PAH	Anaysis Date:	10/8/2010
TestNo:	SW8270C	Units:	mg/Kg
BatchID:	43366		

Analyte	Result	RL	SPK Val	%REC	Low Limit	High Limit	Flag
1-Methylnaphthalene	0.00395	0.01	0.01	39.5	10	200	
2-Methylnaphthalene	0.00486	0.01	0.01	48.6	10	200	
Acenaphthene	0.00743	0.01	0.01	74.3	10	200	
Acenaphthylene	0.00588	0.01	0.01	58.8	10	200	
Anthracene	0.00595	0.01	0.01	59.5	10	200	
Benzo[a]anthracene	0.00886	0.01	0.01	88.6	10	200	
Benzo[a]pyrene	0.00760	0.01	0.01	76.0	10	200	
Benzo[b]fluoranthene	0.00858	0.01	0.01	85.8	10	200	
Benzo[e]pyrene	0.00696	0.01	0.01	69.6	10	200	
Benzo[g,h,i]perylene	0.00827	0.01	0.01	82.7	10	200	
Benzo[k]fluoranthene	0.00735	0.01	0.01	73.5	10	200	
Biphenyl	0.00871	0.01	0.01	87.1	10	200	
Chrysene	0.00965	0.01	0.01	96.5	10	200	
Dibenz[a,h]anthracene	0.00966	0.01	0.01	96.6	10	200	
Fluoranthene	0.00775	0.01	0.01	77.5	10	200	
Fluorene	0.00526	0.01	0.01	52.6	10	200	
Indeno[1,2,3-cd]pyrene	0.00897	0.01	0.01	89.7	10	200	
Naphthalene	0.00770	0.01	0.01	77.0	10	200	
Phenanthrene	0.00720	0.01	0.01	72.0	10	200	
Pyrene	0.00779	0.01	0.01	77.9	10	200	
Quinoline	0.00580	0.01	0.01	58.0	10	200	

DCS REPORTING

RunID:	GCMS6_100917A	Prep Date:	9/16/2010
SampID:	DCS2-43025-PAH	Anaysis Date:	9/17/2010
TestNo:	SW8270C	Units:	µg/L
BatchID:	43025		

Analyte	Result	RL	SPK Val	%REC	Low Limit	High Limit	Flag
1-Methylnaphthalene	0.0159	0.05	0.02	79.6	10	250	
2-Methylnaphthalene	0.0137	0.05	0.02	68.6	10	250	
Acenaphthene	0.0127	0.05	0.02	63.6	10	250	
Acenaphthylene	0.0127	0.05	0.02	63.3	10	250	
Anthracene	0.0157	0.05	0.02	78.5	10	250	
Benzo[a]anthracene	0.0170	0.05	0.02	84.8	10	250	
Benzo[a]pyrene	0.0149	0.05	0.02	74.6	10	250	
Benzo[b]fluoranthene	0.0170	0.05	0.02	85.1	10	250	
Benzo[e]pyrene	0.0236	0.05	0.02	118	10	250	
Benzo[g,h,i]perylene	0.00678	0.05	0.02	33.9	10	250	
Benzo[k]fluoranthene	0.0173	0.05	0.02	86.5	10	250	
Biphenyl	0.0165	0.05	0.02	82.3	10	250	
Chrysene	0.0151	0.05	0.02	75.3	10	250	
Dibenz[a,h]anthracene	0.0178	0.01	0.02	88.9	10	250	
Fluoranthene	0.0185	0.05	0.02	92.7	10	250	
Fluorene	0.0155	0.05	0.02	77.5	10	250	
Indeno[1,2,3-cd]pyrene	0.0159	0.05	0.02	79.5	10	250	
Naphthalene	0.0225	0.05	0.02	112	10	250	
Phenanthrene	0.0180	0.05	0.02	89.8	10	250	
Pyrene	0.0181	0.05	0.02	90.7	10	250	
Quinoline	0.0151	0.05	0.02	75.4	10	250	

CLIENT: Geo Strata Environmental Consultants
Project: Hillcrest CEI
Lab Order: 1010124

CASE NARRATIVE

Samples were analyzed using the methods outlined in the following references:

Method TX1005 - Total Petroleum Hydrocarbons (soil & water)
Method SW8260B - Volatile Organics by GCMS (soil & water) (The compound Cyclohexane is not NELAC Certified)
Method SW8270C - PAH Organics by GCMS (soil & water)
Method D2216 - Percent Moisture

Exception Report R1-01

Samples were received and log-in performed on 10/19/2010. A total of 9 samples were received. The samples arrived in good condition and were properly packaged. Analysis for Trip Blank was put on hold per client's request, on 10/19/2010.

Exception Report R7-01

For Volatiles, TX1005 and PAH Organics Analysis, for soils, the reference sample designated for the MS/MSDs is SO-SB20-01 (1010124-06). An MS/MSD is not applicable for the Equipment Blank.

DHL Analytical

Date: 10/26/10

CLIENT: Geo Strata Environmental Consultants
Project: Hillcrest CEI
Lab Order: 1010124

Work Order Sample Summary

Lab Smp ID	Client Sample ID	Tag Number	Date Collected	Date Recv'd
1010124-01	SO-SB33-01		10/18/10 10:56 AM	10/19/10
1010124-02	SO-SB33-02		10/18/10 10:59 AM	10/19/10
1010124-03	SO-SB6-01		10/18/10 12:19 PM	10/19/10
1010124-04	SO-SB7-01		10/18/10 01:45 PM	10/19/10
1010124-05	SO-SB7-02		10/18/10 02:25 PM	10/19/10
1010124-06	SO-SB20-01		10/18/10 03:40 PM	10/19/10
1010124-07	GW-EB-1		10/18/10 10:11 AM	10/19/10
1010124-08	SO-FD-01		10/18/10 10:00 AM	10/19/10
1010124-09	Trip Blank		10/18/10	10/19/10

CLIENT: Geo Strata Environmental Consultants
Project: Hillcrest CEI
Lab Order: 1010124

PREP DATES REPORT

Sample ID	Client Sample ID	Collection Date	Matrix	Test Number	Test Name	Prep Date	Batch ID
1010124-01A	SO-SB33-01	10/18/10 10:56 AM	Soil	SW5035	Purge and Trap 5035	10/19/10 04:19 PM	43492
1010124-01B	SO-SB33-01	10/18/10 10:56 AM	Soil	TX1005	TX1005 Soil Prep	10/20/10 10:23 AM	43500
	SO-SB33-01	10/18/10 10:56 AM	Soil	SW3550B	Soil Prep Sonication: PAH	10/20/10 01:34 PM	43506
	SO-SB33-01	10/18/10 10:56 AM	Soil	D2216	Moisture Preparation	10/21/10 02:17 PM	43533
1010124-02A	SO-SB33-02	10/18/10 10:59 AM	Soil	SW5035	Purge and Trap 5035	10/19/10 04:19 PM	43492
1010124-02B	SO-SB33-02	10/18/10 10:59 AM	Soil	TX1005	TX1005 Soil Prep	10/20/10 10:23 AM	43500
	SO-SB33-02	10/18/10 10:59 AM	Soil	SW3550B	Soil Prep Sonication: PAH	10/20/10 01:34 PM	43506
	SO-SB33-02	10/18/10 10:59 AM	Soil	D2216	Moisture Preparation	10/21/10 02:17 PM	43533
1010124-03A	SO-SB6-01	10/18/10 12:19 PM	Soil	SW5035	Purge and Trap 5035	10/19/10 04:19 PM	43492
1010124-03B	SO-SB6-01	10/18/10 12:19 PM	Soil	TX1005	TX1005 Soil Prep	10/20/10 10:23 AM	43500
	SO-SB6-01	10/18/10 12:19 PM	Soil	SW3550B	Soil Prep Sonication: PAH	10/20/10 01:34 PM	43506
	SO-SB6-01	10/18/10 12:19 PM	Soil	D2216	Moisture Preparation	10/21/10 02:17 PM	43533
1010124-04A	SO-SB7-01	10/18/10 01:45 PM	Soil	SW5035	Purge and Trap 5035	10/19/10 04:19 PM	43492
1010124-04B	SO-SB7-01	10/18/10 01:45 PM	Soil	TX1005	TX1005 Soil Prep	10/20/10 10:23 AM	43500
1010124-04C	SO-SB7-01	10/18/10 01:45 PM	Soil	SW3550B	Soil Prep Sonication: PAH	10/20/10 01:34 PM	43506
	SO-SB7-01	10/18/10 01:45 PM	Soil	D2216	Moisture Preparation	10/21/10 02:17 PM	43533
1010124-05A	SO-SB7-02	10/18/10 02:25 PM	Soil	SW5035	Purge and Trap 5035	10/19/10 04:19 PM	43492
1010124-05B	SO-SB7-02	10/18/10 02:25 PM	Soil	TX1005	TX1005 Soil Prep	10/20/10 10:23 AM	43500
1010124-05C	SO-SB7-02	10/18/10 02:25 PM	Soil	SW3550B	Soil Prep Sonication: PAH	10/20/10 01:34 PM	43506
	SO-SB7-02	10/18/10 02:25 PM	Soil	D2216	Moisture Preparation	10/21/10 02:17 PM	43533
1010124-06A	SO-SB20-01	10/18/10 03:40 PM	Soil	SW5035	Purge and Trap 5035	10/19/10 04:19 PM	43492
1010124-06B	SO-SB20-01	10/18/10 03:40 PM	Soil	TX1005	TX1005 Soil Prep	10/20/10 10:23 AM	43500
1010124-06C	SO-SB20-01	10/18/10 03:40 PM	Soil	SW3550B	Soil Prep Sonication: PAH	10/20/10 01:34 PM	43506
	SO-SB20-01	10/18/10 03:40 PM	Soil	D2216	Moisture Preparation	10/21/10 02:17 PM	43533
1010124-07A	GW-EB-1	10/18/10 10:11 AM	Equip Blank	SW5030B	Purge and Trap Water GC/MS	10/20/10 09:53 AM	43453
1010124-07B	GW-EB-1	10/18/10 10:11 AM	Equip Blank	TX1005	TX1005 Water Prep	10/19/10 01:25 PM	43484
1010124-07C	GW-EB-1	10/18/10 10:11 AM	Equip Blank	SW3510C	Aq Prep Sep Funnel: PAH	10/25/10 08:59 AM	43558
1010124-08A	SO-FD-01	10/18/10 10:00 AM	Soil	SW5035	Purge and Trap 5035	10/19/10 04:19 PM	43492
1010124-08B	SO-FD-01	10/18/10 10:00 AM	Soil	TX1005	TX1005 Soil Prep	10/20/10 10:23 AM	43500

CLIENT: Geo Strata Environmental Consultants
Project: Hillcrest CEI
Lab Order: 1010124

PREP DATES REPORT

Sample ID	Client Sample ID	Collection Date	Matrix	Test Number	Test Name	Prep Date	Batch ID
1010124-08C	SO-FD-01	10/18/10 10:00 AM	Soil	SW3550B	Soil Prep Sonication: PAH	10/20/10 01:34 PM	43506
	SO-FD-01	10/18/10 10:00 AM	Soil	D2216	Moisture Preparation	10/21/10 02:17 PM	43533

CLIENT: Geo Strata Environmental Consultants
Project: Hillcrest CEI
Lab Order: 1010124

ANALYTICAL DATES REPORT

Sample ID	Client Sample ID	Matrix	Test Number	Test Name	Batch ID	Dilution	Analysis Date	Run ID
1010124-01A	SO-SB33-01	Soil	SW8260B	Volatiles by 8260/5035 GC/MS	43492	1	10/19/10 11:15 PM	GCMS2_101019A
1010124-01B	SO-SB33-01	Soil	SW8270C	PAHs: GC/MS	43506	1	10/20/10 07:41 PM	GCMS6_101020A
	SO-SB33-01	Soil	D2216	Percent Moisture	43533	1	10/22/10 09:00 AM	PMOIST_101021B
	SO-SB33-01	Soil	TX1005	Tx1005 TPH Soil	43500	1	10/20/10 03:05 PM	GC12_101020B
1010124-02A	SO-SB33-02	Soil	SW8260B	Volatiles by 8260/5035 GC/MS	43492	1	10/19/10 11:49 PM	GCMS2_101019A
1010124-02B	SO-SB33-02	Soil	SW8270C	PAHs: GC/MS	43506	1	10/20/10 08:12 PM	GCMS6_101020A
	SO-SB33-02	Soil	D2216	Percent Moisture	43533	1	10/22/10 09:00 AM	PMOIST_101021B
	SO-SB33-02	Soil	TX1005	Tx1005 TPH Soil	43500	1	10/20/10 03:14 PM	GC12_101020B
1010124-03A	SO-SB6-01	Soil	SW8260B	Volatiles by 8260/5035 GC/MS	43492	1	10/20/10 12:23 AM	GCMS2_101019A
1010124-03B	SO-SB6-01	Soil	SW8270C	PAHs: GC/MS	43506	1	10/20/10 08:43 PM	GCMS6_101020A
	SO-SB6-01	Soil	D2216	Percent Moisture	43533	1	10/22/10 09:00 AM	PMOIST_101021B
	SO-SB6-01	Soil	TX1005	Tx1005 TPH Soil	43500	1	10/20/10 03:23 PM	GC12_101020B
1010124-04A	SO-SB7-01	Soil	SW8260B	Volatiles by 8260/5035 GC/MS	43492	1	10/20/10 12:56 AM	GCMS2_101019A
1010124-04B	SO-SB7-01	Soil	TX1005	Tx1005 TPH Soil	43500	1	10/20/10 03:32 PM	GC12_101020B
1010124-04C	SO-SB7-01	Soil	SW8270C	PAHs: GC/MS	43506	1	10/20/10 09:13 PM	GCMS6_101020A
	SO-SB7-01	Soil	D2216	Percent Moisture	43533	1	10/22/10 09:00 AM	PMOIST_101021B
1010124-05A	SO-SB7-02	Soil	SW8260B	Volatiles by 8260/5035 GC/MS	43492	1	10/20/10 01:27 AM	GCMS2_101019A
1010124-05B	SO-SB7-02	Soil	TX1005	Tx1005 TPH Soil	43500	1	10/20/10 03:41 PM	GC12_101020B
1010124-05C	SO-SB7-02	Soil	SW8270C	PAHs: GC/MS	43506	1	10/20/10 09:44 PM	GCMS6_101020A
	SO-SB7-02	Soil	D2216	Percent Moisture	43533	1	10/22/10 09:00 AM	PMOIST_101021B
1010124-06A	SO-SB20-01	Soil	SW8260B	Volatiles by 8260/5035 GC/MS	43492	1	10/19/10 07:22 PM	GCMS2_101019A
1010124-06B	SO-SB20-01	Soil	TX1005	Tx1005 TPH Soil	43500	1	10/20/10 03:50 PM	GC12_101020B
1010124-06C	SO-SB20-01	Soil	SW8270C	PAHs: GC/MS	43506	1	10/20/10 10:14 PM	GCMS6_101020A
	SO-SB20-01	Soil	D2216	Percent Moisture	43533	1	10/22/10 09:00 AM	PMOIST_101021B
1010124-07A	GW-EB-1	Equip Blank	SW8260B	8260 Water Volatiles by GC/MS	43453	1	10/20/10 01:29 PM	GCMS5_101020C
1010124-07B	GW-EB-1	Equip Blank	TX1005	Tx1005 TPH Water	43484	1	10/20/10 11:28 AM	GC12_101020A
1010124-07C	GW-EB-1	Equip Blank	SW8270C	PAHs: GC/MS	43558	1	10/25/10 02:05 PM	GCMS6_101025A
1010124-08A	SO-FD-01	Soil	SW8260B	Volatiles by 8260/5035 GC/MS	43492	1	10/20/10 02:02 AM	GCMS2_101019A
1010124-08B	SO-FD-01	Soil	TX1005	Tx1005 TPH Soil	43500	1	10/20/10 04:25 PM	GC12_101020B

CLIENT: Geo Strata Environmental Consultants
Project: Hillcrest CEI
Lab Order: 1010124

ANALYTICAL DATES REPORT

Sample ID	Client Sample ID	Matrix	Test Number	Test Name	Batch ID	Dilution	Analysis Date	Run ID
1010124-08C	SO-FD-01	Soil	SW8270C	PAHs: GC/MS	43506	1	10/20/10 10:45 PM	GCMS6_101020A
	SO-FD-01	Soil	D2216	Percent Moisture	43533	1	10/22/10 09:00 AM	PMOIST_101021B

DHL Analytical

Date: 10/26/10

CLIENT:	Geo Strata Environmental Consultants	Client Sample ID:	SO-SB33-01
Project:	Hillcrest CEI	Lab ID:	1010124-01
Project No:	HCEI 760-SL11	Collection Date:	10/18/10 10:56 AM
Lab Order:	1010124	Matrix:	Soil

Analyses	Result	SDL	RL	Qual	Units	DF	Date Analyzed
Tx1005 TPH Soil		TX1005					Analyst: AV
T/R Hydrocarbons: C6-C12	<8.30	8.30	23.7		mg/Kg-dry	1	10/20/10 03:05 PM
T/R Hydrocarbons: >C12-C28	<8.30	8.30	23.7		mg/Kg-dry	1	10/20/10 03:05 PM
T/R Hydrocarbons: >C28-C35	<8.30	8.30	23.7		mg/Kg-dry	1	10/20/10 03:05 PM
T/R Hydrocarbons: C6-C35	<8.30	8.30	23.7		mg/Kg-dry	1	10/20/10 03:05 PM
Surr: Isopropylbenzene	100	0	70 - 130		%REC	1	10/20/10 03:05 PM
Surr: Octacosane	101	0	70 - 130		%REC	1	10/20/10 03:05 PM
PAHs: GC/MS		SW8270C					Analyst: DO
Acenaphthene	<0.0226	0.0226	0.0564		mg/Kg-dry	1	10/20/10 07:41 PM
Acenaphthylene	<0.0113	0.0113	0.0564		mg/Kg-dry	1	10/20/10 07:41 PM
Anthracene	<0.0113	0.0113	0.0564		mg/Kg-dry	1	10/20/10 07:41 PM
Benzo[a]anthracene	<0.0226	0.0226	0.0564		mg/Kg-dry	1	10/20/10 07:41 PM
Benzo[a]pyrene	<0.0338	0.0338	0.0564		mg/Kg-dry	1	10/20/10 07:41 PM
Benzo[b]fluoranthene	<0.0226	0.0226	0.0564		mg/Kg-dry	1	10/20/10 07:41 PM
Benzo[g,h,i]perylene	<0.0226	0.0226	0.0564		mg/Kg-dry	1	10/20/10 07:41 PM
Benzo[k]fluoranthene	<0.0338	0.0338	0.0564		mg/Kg-dry	1	10/20/10 07:41 PM
Chrysene	<0.0226	0.0226	0.0564		mg/Kg-dry	1	10/20/10 07:41 PM
Dibenz[a,h]anthracene	<0.0226	0.0226	0.0564		mg/Kg-dry	1	10/20/10 07:41 PM
Fluoranthene	<0.0113	0.0113	0.0564		mg/Kg-dry	1	10/20/10 07:41 PM
Fluorene	<0.0113	0.0113	0.0564		mg/Kg-dry	1	10/20/10 07:41 PM
Indeno[1,2,3-cd]pyrene	<0.0113	0.0113	0.0564		mg/Kg-dry	1	10/20/10 07:41 PM
Naphthalene	<0.0113	0.0113	0.0564		mg/Kg-dry	1	10/20/10 07:41 PM
Phenanthrene	<0.0113	0.0113	0.0564		mg/Kg-dry	1	10/20/10 07:41 PM
Pyrene	<0.0226	0.0226	0.0564		mg/Kg-dry	1	10/20/10 07:41 PM
Surr: 2-Fluorobiphenyl	58.3	0	40 - 140		%REC	1	10/20/10 07:41 PM
Surr: 4-Terphenyl-d14	68.6	0	40 - 140		%REC	1	10/20/10 07:41 PM
Volatiles by 8260/5035 GC/MS		SW8260B					Analyst: CZ
1,1,1-Trichloroethane	<0.000989	0.000989	0.00494		mg/Kg-dry	1	10/19/10 11:15 PM
1,1,2,2-Tetrachloroethane	<0.000989	0.000989	0.00494		mg/Kg-dry	1	10/19/10 11:15 PM
1,1,2-Trichloroethane	<0.000989	0.000989	0.00494		mg/Kg-dry	1	10/19/10 11:15 PM
1,1,2-Trichlorotrifluoroethane	<0.00494	0.00494	0.0148		mg/Kg-dry	1	10/19/10 11:15 PM
1,1-Dichloroethane	<0.000989	0.000989	0.00494		mg/Kg-dry	1	10/19/10 11:15 PM
1,1-Dichloroethene	<0.000989	0.000989	0.00494		mg/Kg-dry	1	10/19/10 11:15 PM
1,2,4-Trichlorobenzene	<0.000989	0.000989	0.00494		mg/Kg-dry	1	10/19/10 11:15 PM
1,2-Dibromo-3-chloropropane	<0.000989	0.000989	0.00494		mg/Kg-dry	1	10/19/10 11:15 PM
1,2-Dibromoethane	<0.000989	0.000989	0.00494		mg/Kg-dry	1	10/19/10 11:15 PM
1,2-Dichlorobenzene	<0.000989	0.000989	0.00494		mg/Kg-dry	1	10/19/10 11:15 PM
1,2-Dichloroethane	<0.000989	0.000989	0.00494		mg/Kg-dry	1	10/19/10 11:15 PM
1,2-Dichloropropane	<0.000989	0.000989	0.00494		mg/Kg-dry	1	10/19/10 11:15 PM
1,3-Dichlorobenzene	<0.000989	0.000989	0.00494		mg/Kg-dry	1	10/19/10 11:15 PM
1,4-Dichlorobenzene	<0.000989	0.000989	0.00494		mg/Kg-dry	1	10/19/10 11:15 PM
2-Butanone	<0.00494	0.00494	0.0148		mg/Kg-dry	1	10/19/10 11:15 PM
2-Hexanone	<0.00494	0.00494	0.0148		mg/Kg-dry	1	10/19/10 11:15 PM
4-Methyl-2-pentanone	<0.00494	0.00494	0.0148		mg/Kg-dry	1	10/19/10 11:15 PM
Acetone	0.0355	0.0148	0.0494	J	mg/Kg-dry	1	10/19/10 11:15 PM

Qualifiers:

	See Final Page of Report for MQLs and MDLs	J	Analyte detected between SDL and RL
B	Analyte detected in the associated Method Blank	N	Parameter not NELAC certified
C	Sample Result or QC discussed in the Case Narrative	ND	Not Detected at the SDL
DF	Dilution Factor	RL	Reporting Limit (MQL adjusted for moisture and sample size)
E	TPH pattern not Gas or Diesel Range Pattern	S	Spike Recovery outside control limits
		SDL	Sample Detection Limit

DHL Analytical

Date: 10/26/10

CLIENT:	Geo Strata Environmental Consultants	Client Sample ID:	SO-SB33-01
Project:	Hillcrest CEI	Lab ID:	1010124-01
Project No:	HCEI 760-SL11	Collection Date:	10/18/10 10:56 AM
Lab Order:	1010124	Matrix:	Soil

Analyses	Result	SDL	RL	Qual	Units	DF	Date Analyzed
Benzene	<0.000989	0.000989	0.00494		mg/Kg-dry	1	10/19/10 11:15 PM
Bromodichloromethane	<0.000989	0.000989	0.00494		mg/Kg-dry	1	10/19/10 11:15 PM
Bromoform	<0.000989	0.000989	0.00494		mg/Kg-dry	1	10/19/10 11:15 PM
Bromomethane	<0.000989	0.000989	0.00494		mg/Kg-dry	1	10/19/10 11:15 PM
Carbon disulfide	<0.000989	0.000989	0.00494		mg/Kg-dry	1	10/19/10 11:15 PM
Carbon tetrachloride	<0.000989	0.000989	0.00494		mg/Kg-dry	1	10/19/10 11:15 PM
Chlorobenzene	<0.000989	0.000989	0.00494		mg/Kg-dry	1	10/19/10 11:15 PM
Chloroethane	<0.000989	0.000989	0.00494		mg/Kg-dry	1	10/19/10 11:15 PM
Chloroform	<0.000989	0.000989	0.00494		mg/Kg-dry	1	10/19/10 11:15 PM
Chloromethane	<0.000989	0.000989	0.00494		mg/Kg-dry	1	10/19/10 11:15 PM
cis-1,2-Dichloroethene	<0.000989	0.000989	0.00494		mg/Kg-dry	1	10/19/10 11:15 PM
cis-1,3-Dichloropropene	<0.000989	0.000989	0.00494		mg/Kg-dry	1	10/19/10 11:15 PM
Cyclohexane	<0.00494	0.00494	0.0148	N	mg/Kg-dry	1	10/19/10 11:15 PM
Dibromochloromethane	<0.000989	0.000989	0.00494		mg/Kg-dry	1	10/19/10 11:15 PM
Dichlorodifluoromethane	<0.000989	0.000989	0.00494		mg/Kg-dry	1	10/19/10 11:15 PM
Ethylbenzene	<0.000989	0.000989	0.00494		mg/Kg-dry	1	10/19/10 11:15 PM
Isopropylbenzene	<0.000989	0.000989	0.00494		mg/Kg-dry	1	10/19/10 11:15 PM
m,p-Xylene	<0.000989	0.000989	0.00494		mg/Kg-dry	1	10/19/10 11:15 PM
Methyl Acetate	<0.00494	0.00494	0.0148		mg/Kg-dry	1	10/19/10 11:15 PM
Methyl tert-butyl ether	<0.000989	0.000989	0.00494		mg/Kg-dry	1	10/19/10 11:15 PM
Methylcyclohexane	<0.00494	0.00494	0.0148		mg/Kg-dry	1	10/19/10 11:15 PM
Methylene chloride	<0.00494	0.00494	0.00494		mg/Kg-dry	1	10/19/10 11:15 PM
o-Xylene	<0.000989	0.000989	0.00494		mg/Kg-dry	1	10/19/10 11:15 PM
Styrene	<0.000989	0.000989	0.00494		mg/Kg-dry	1	10/19/10 11:15 PM
Tetrachloroethene	<0.000989	0.000989	0.00494		mg/Kg-dry	1	10/19/10 11:15 PM
Toluene	<0.000989	0.000989	0.00494		mg/Kg-dry	1	10/19/10 11:15 PM
trans-1,2-Dichloroethene	<0.000989	0.000989	0.00494		mg/Kg-dry	1	10/19/10 11:15 PM
trans-1,3-Dichloropropene	<0.000989	0.000989	0.00494		mg/Kg-dry	1	10/19/10 11:15 PM
Trichloroethene	<0.000989	0.000989	0.00494		mg/Kg-dry	1	10/19/10 11:15 PM
Trichlorofluoromethane	<0.00494	0.00494	0.0148		mg/Kg-dry	1	10/19/10 11:15 PM
Vinyl chloride	<0.000989	0.000989	0.00494		mg/Kg-dry	1	10/19/10 11:15 PM
Surr: 1,2-Dichloroethane-d4	121	0	52 - 149		%REC	1	10/19/10 11:15 PM
Surr: 4-Bromofluorobenzene	104	0	84 - 118		%REC	1	10/19/10 11:15 PM
Surr: Dibromofluoromethane	99.4	0	65 - 135		%REC	1	10/19/10 11:15 PM
Surr: Toluene-d8	101	0	84 - 116		%REC	1	10/19/10 11:15 PM
Percent Moisture		**D2216**					**Analyst: AA**
Percent Moisture	17.4	0	0		WT%	1	10/22/10 09:00 AM

Qualifiers:		See Final Page of Report for MQLs and MDLs	J	Analyte detected between SDL and RL
	B	Analyte detected in the associated Method Blank	N	Parameter not NELAC certified
	C	Sample Result or QC discussed in the Case Narrative	ND	Not Detected at the SDL
	DF	Dilution Factor	RL	Reporting Limit (MQL adjusted for moisture and sample size)
	E	TPH pattern not Gas or Diesel Range Pattern	S	Spike Recovery outside control limits
			SDL	Sample Detection Limit

DHL Analytical

Date: 10/26/10

CLIENT:	Geo Strata Environmental Consultants	Client Sample ID:	SO-SB33-02
Project:	Hillcrest CEI	Lab ID:	1010124-02
Project No:	HCEI 760-SL11	Collection Date:	10/18/10 10:59 AM
Lab Order:	1010124	Matrix:	Soil

Analyses	Result	SDL	RL	Qual	Units	DF	Date Analyzed
Tx1005 TPH Soil		TX1005					Analyst: AV
T/R Hydrocarbons: C6-C12	<8.37	8.37	23.9		mg/Kg-dry	1	10/20/10 03:14 PM
T/R Hydrocarbons: >C12-C28	<8.37	8.37	23.9		mg/Kg-dry	1	10/20/10 03:14 PM
T/R Hydrocarbons: >C28-C35	<8.37	8.37	23.9		mg/Kg-dry	1	10/20/10 03:14 PM
T/R Hydrocarbons: C6-C35	<8.37	8.37	23.9		mg/Kg-dry	1	10/20/10 03:14 PM
Surr: Isopropylbenzene	104	0	70 - 130		%REC	1	10/20/10 03:14 PM
Surr: Octacosane	101	0	70 - 130		%REC	1	10/20/10 03:14 PM
PAHs: GC/MS		SW8270C					Analyst: DO
Acenaphthene	<0.0234	0.0234	0.0585		mg/Kg-dry	1	10/20/10 08:12 PM
Acenaphthylene	<0.0117	0.0117	0.0585		mg/Kg-dry	1	10/20/10 08:12 PM
Anthracene	<0.0117	0.0117	0.0585		mg/Kg-dry	1	10/20/10 08:12 PM
Benzo[a]anthracene	<0.0234	0.0234	0.0585		mg/Kg-dry	1	10/20/10 08:12 PM
Benzo[a]pyrene	<0.0351	0.0351	0.0585		mg/Kg-dry	1	10/20/10 08:12 PM
Benzo[b]fluoranthene	<0.0234	0.0234	0.0585		mg/Kg-dry	1	10/20/10 08:12 PM
Benzo[g,h,i]perylene	<0.0234	0.0234	0.0585		mg/Kg-dry	1	10/20/10 08:12 PM
Benzo[k]fluoranthene	<0.0351	0.0351	0.0585		mg/Kg-dry	1	10/20/10 08:12 PM
Chrysene	<0.0234	0.0234	0.0585		mg/Kg-dry	1	10/20/10 08:12 PM
Dibenz[a,h]anthracene	<0.0234	0.0234	0.0585		mg/Kg-dry	1	10/20/10 08:12 PM
Fluoranthene	<0.0117	0.0117	0.0585		mg/Kg-dry	1	10/20/10 08:12 PM
Fluorene	<0.0117	0.0117	0.0585		mg/Kg-dry	1	10/20/10 08:12 PM
Indeno[1,2,3-cd]pyrene	<0.0117	0.0117	0.0585		mg/Kg-dry	1	10/20/10 08:12 PM
Naphthalene	<0.0117	0.0117	0.0585		mg/Kg-dry	1	10/20/10 08:12 PM
Phenanthrene	<0.0117	0.0117	0.0585		mg/Kg-dry	1	10/20/10 08:12 PM
Pyrene	<0.0234	0.0234	0.0585		mg/Kg-dry	1	10/20/10 08:12 PM
Surr: 2-Fluorobiphenyl	56.4	0	40 - 140		%REC	1	10/20/10 08:12 PM
Surr: 4-Terphenyl-d14	68.3	0	40 - 140		%REC	1	10/20/10 08:12 PM
Volatiles by 8260/5035 GC/MS		SW8260B					Analyst: CZ
1,1,1-Trichloroethane	<0.00105	0.00105	0.00526		mg/Kg-dry	1	10/19/10 11:49 PM
1,1,2,2-Tetrachloroethane	<0.00105	0.00105	0.00526		mg/Kg-dry	1	10/19/10 11:49 PM
1,1,2-Trichloroethane	<0.00105	0.00105	0.00526		mg/Kg-dry	1	10/19/10 11:49 PM
1,1,2-Trichlorotrifluoroethane	<0.00526	0.00526	0.0158		mg/Kg-dry	1	10/19/10 11:49 PM
1,1-Dichloroethane	<0.00105	0.00105	0.00526		mg/Kg-dry	1	10/19/10 11:49 PM
1,1-Dichloroethene	<0.00105	0.00105	0.00526		mg/Kg-dry	1	10/19/10 11:49 PM
1,2,4-Trichlorobenzene	<0.00105	0.00105	0.00526		mg/Kg-dry	1	10/19/10 11:49 PM
1,2-Dibromo-3-chloropropane	<0.00105	0.00105	0.00526		mg/Kg-dry	1	10/19/10 11:49 PM
1,2-Dibromoethane	<0.00105	0.00105	0.00526		mg/Kg-dry	1	10/19/10 11:49 PM
1,2-Dichlorobenzene	<0.00105	0.00105	0.00526		mg/Kg-dry	1	10/19/10 11:49 PM
1,2-Dichloroethane	<0.00105	0.00105	0.00526		mg/Kg-dry	1	10/19/10 11:49 PM
1,2-Dichloropropane	<0.00105	0.00105	0.00526		mg/Kg-dry	1	10/19/10 11:49 PM
1,3-Dichlorobenzene	<0.00105	0.00105	0.00526		mg/Kg-dry	1	10/19/10 11:49 PM
1,4-Dichlorobenzene	<0.00105	0.00105	0.00526		mg/Kg-dry	1	10/19/10 11:49 PM
2-Butanone	<0.00526	0.00526	0.0158		mg/Kg-dry	1	10/19/10 11:49 PM
2-Hexanone	<0.00526	0.00526	0.0158		mg/Kg-dry	1	10/19/10 11:49 PM
4-Methyl-2-pentanone	<0.00526	0.00526	0.0158		mg/Kg-dry	1	10/19/10 11:49 PM
Acetone	<0.0158	0.0158	0.0526		mg/Kg-dry	1	10/19/10 11:49 PM

Qualifiers:

	See Final Page of Report for MQLs and MDLs	J	Analyte detected between SDL and RL
B	Analyte detected in the associated Method Blank	N	Parameter not NELAC certified
C	Sample Result or QC discussed in the Case Narrative	ND	Not Detected at the SDL
DF	Dilution Factor	RL	Reporting Limit (MQL adjusted for moisture and sample size)
E	TPH pattern not Gas or Diesel Range Pattern	S	Spike Recovery outside control limits
		SDL	Sample Detection Limit

DHL Analytical

Date: 10/26/10

CLIENT:	Geo Strata Environmental Consultants	Client Sample ID:	SO-SB33-02
Project:	Hillcrest CEI	Lab ID:	1010124-02
Project No:	HCEI 760-SL11	Collection Date:	10/18/10 10:59 AM
Lab Order:	1010124	Matrix:	Soil

Analyses	Result	SDL	RL	Qual	Units	DF	Date Analyzed
Benzene	<0.00105	0.00105	0.00526		mg/Kg-dry	1	10/19/10 11:49 PM
Bromodichloromethane	<0.00105	0.00105	0.00526		mg/Kg-dry	1	10/19/10 11:49 PM
Bromoform	<0.00105	0.00105	0.00526		mg/Kg-dry	1	10/19/10 11:49 PM
Bromomethane	<0.00105	0.00105	0.00526		mg/Kg-dry	1	10/19/10 11:49 PM
Carbon disulfide	<0.00105	0.00105	0.00526		mg/Kg-dry	1	10/19/10 11:49 PM
Carbon tetrachloride	<0.00105	0.00105	0.00526		mg/Kg-dry	1	10/19/10 11:49 PM
Chlorobenzene	<0.00105	0.00105	0.00526		mg/Kg-dry	1	10/19/10 11:49 PM
Chloroethane	<0.00105	0.00105	0.00526		mg/Kg-dry	1	10/19/10 11:49 PM
Chloroform	<0.00105	0.00105	0.00526		mg/Kg-dry	1	10/19/10 11:49 PM
Chloromethane	<0.00105	0.00105	0.00526		mg/Kg-dry	1	10/19/10 11:49 PM
cis-1,2-Dichloroethene	<0.00105	0.00105	0.00526		mg/Kg-dry	1	10/19/10 11:49 PM
cis-1,3-Dichloropropene	<0.00105	0.00105	0.00526		mg/Kg-dry	1	10/19/10 11:49 PM
Cyclohexane	<0.00526	0.00526	0.0158	N	mg/Kg-dry	1	10/19/10 11:49 PM
Dibromochloromethane	<0.00105	0.00105	0.00526		mg/Kg-dry	1	10/19/10 11:49 PM
Dichlorodifluoromethane	<0.00105	0.00105	0.00526		mg/Kg-dry	1	10/19/10 11:49 PM
Ethylbenzene	<0.00105	0.00105	0.00526		mg/Kg-dry	1	10/19/10 11:49 PM
Isopropylbenzene	<0.00105	0.00105	0.00526		mg/Kg-dry	1	10/19/10 11:49 PM
m,p-Xylene	<0.00105	0.00105	0.00526		mg/Kg-dry	1	10/19/10 11:49 PM
Methyl Acetate	<0.00526	0.00526	0.0158		mg/Kg-dry	1	10/19/10 11:49 PM
Methyl tert-butyl ether	<0.00105	0.00105	0.00526		mg/Kg-dry	1	10/19/10 11:49 PM
Methylcyclohexane	<0.00526	0.00526	0.0158		mg/Kg-dry	1	10/19/10 11:49 PM
Methylene chloride	<0.00526	0.00526	0.00526		mg/Kg-dry	1	10/19/10 11:49 PM
o-Xylene	<0.00105	0.00105	0.00526		mg/Kg-dry	1	10/19/10 11:49 PM
Styrene	<0.00105	0.00105	0.00526		mg/Kg-dry	1	10/19/10 11:49 PM
Tetrachloroethene	<0.00105	0.00105	0.00526		mg/Kg-dry	1	10/19/10 11:49 PM
Toluene	<0.00105	0.00105	0.00526		mg/Kg-dry	1	10/19/10 11:49 PM
trans-1,2-Dichloroethene	<0.00105	0.00105	0.00526		mg/Kg-dry	1	10/19/10 11:49 PM
trans-1,3-Dichloropropene	<0.00105	0.00105	0.00526		mg/Kg-dry	1	10/19/10 11:49 PM
Trichloroethene	<0.00105	0.00105	0.00526		mg/Kg-dry	1	10/19/10 11:49 PM
Trichlorofluoromethane	<0.00526	0.00526	0.0158		mg/Kg-dry	1	10/19/10 11:49 PM
Vinyl chloride	<0.00105	0.00105	0.00526		mg/Kg-dry	1	10/19/10 11:49 PM
Surr: 1,2-Dichloroethane-d4	108	0	52 - 149		%REC	1	10/19/10 11:49 PM
Surr: 4-Bromofluorobenzene	101	0	84 - 118		%REC	1	10/19/10 11:49 PM
Surr: Dibromofluoromethane	98.8	0	65 - 135		%REC	1	10/19/10 11:49 PM
Surr: Toluene-d8	103	0	84 - 116		%REC	1	10/19/10 11:49 PM
Percent Moisture		**D2216**					**Analyst: AA**
Percent Moisture	17.7	0	0		WT%	1	10/22/10 09:00 AM

Qualifiers:		See Final Page of Report for MQLs and MDLs	J	Analyte detected between SDL and RL
	B	Analyte detected in the associated Method Blank	N	Parameter not NELAC certified
	C	Sample Result or QC discussed in the Case Narrative	ND	Not Detected at the SDL
	DF	Dilution Factor	RL	Reporting Limit (MQL adjusted for moisture and sample size)
	E	TPH pattern not Gas or Diesel Range Pattern	S	Spike Recovery outside control limits
			SDL	Sample Detection Limit

DHL Analytical

Date: 10/26/10

CLIENT:	Geo Strata Environmental Consultants	Client Sample ID:	SO-SB6-01
Project:	Hillcrest CEI	Lab ID:	1010124-03
Project No:	HCEI 760-SL11	Collection Date:	10/18/10 12:19 PM
Lab Order:	1010124	Matrix:	Soil

Analyses	Result	SDL	RL	Qual	Units	DF	Date Analyzed
Tx1005 TPH Soil		TX1005					Analyst: AV
T/R Hydrocarbons: C6-C12	<8.46	8.46	24.2		mg/Kg-dry	1	10/20/10 03:23 PM
T/R Hydrocarbons: >C12-C28	<8.46	8.46	24.2		mg/Kg-dry	1	10/20/10 03:23 PM
T/R Hydrocarbons: >C28-C35	<8.46	8.46	24.2		mg/Kg-dry	1	10/20/10 03:23 PM
T/R Hydrocarbons: C6-C35	<8.46	8.46	24.2		mg/Kg-dry	1	10/20/10 03:23 PM
Surr: Isopropylbenzene	103	0	70 - 130		%REC	1	10/20/10 03:23 PM
Surr: Octacosane	101	0	70 - 130		%REC	1	10/20/10 03:23 PM
PAHs: GC/MS		SW8270C					Analyst: DO
Acenaphthene	<0.0244	0.0244	0.0609		mg/Kg-dry	1	10/20/10 08:43 PM
Acenaphthylene	<0.0122	0.0122	0.0609		mg/Kg-dry	1	10/20/10 08:43 PM
Anthracene	<0.0122	0.0122	0.0609		mg/Kg-dry	1	10/20/10 08:43 PM
Benzo[a]anthracene	<0.0244	0.0244	0.0609		mg/Kg-dry	1	10/20/10 08:43 PM
Benzo[a]pyrene	<0.0366	0.0366	0.0609		mg/Kg-dry	1	10/20/10 08:43 PM
Benzo[b]fluoranthene	<0.0244	0.0244	0.0609		mg/Kg-dry	1	10/20/10 08:43 PM
Benzo[g,h,i]perylene	<0.0244	0.0244	0.0609		mg/Kg-dry	1	10/20/10 08:43 PM
Benzo[k]fluoranthene	<0.0366	0.0366	0.0609		mg/Kg-dry	1	10/20/10 08:43 PM
Chrysene	<0.0244	0.0244	0.0609		mg/Kg-dry	1	10/20/10 08:43 PM
Dibenz[a,h]anthracene	<0.0244	0.0244	0.0609		mg/Kg-dry	1	10/20/10 08:43 PM
Fluoranthene	<0.0122	0.0122	0.0609		mg/Kg-dry	1	10/20/10 08:43 PM
Fluorene	<0.0122	0.0122	0.0609		mg/Kg-dry	1	10/20/10 08:43 PM
Indeno[1,2,3-cd]pyrene	<0.0122	0.0122	0.0609		mg/Kg-dry	1	10/20/10 08:43 PM
Naphthalene	<0.0122	0.0122	0.0609		mg/Kg-dry	1	10/20/10 08:43 PM
Phenanthrene	<0.0122	0.0122	0.0609		mg/Kg-dry	1	10/20/10 08:43 PM
Pyrene	<0.0244	0.0244	0.0609		mg/Kg-dry	1	10/20/10 08:43 PM
Surr: 2-Fluorobiphenyl	54.0	0	40 - 140		%REC	1	10/20/10 08:43 PM
Surr: 4-Terphenyl-d14	68.4	0	40 - 140		%REC	1	10/20/10 08:43 PM
Volatiles by 8260/5035 GC/MS		SW8260B					Analyst: CZ
1,1,1-Trichloroethane	<0.00104	0.00104	0.00518		mg/Kg-dry	1	10/20/10 12:23 AM
1,1,2,2-Tetrachloroethane	<0.00104	0.00104	0.00518		mg/Kg-dry	1	10/20/10 12:23 AM
1,1,2-Trichloroethane	<0.00104	0.00104	0.00518		mg/Kg-dry	1	10/20/10 12:23 AM
1,1,2-Trichlorotrifluoroethane	<0.00518	0.00518	0.0156		mg/Kg-dry	1	10/20/10 12:23 AM
1,1-Dichloroethane	<0.00104	0.00104	0.00518		mg/Kg-dry	1	10/20/10 12:23 AM
1,1-Dichloroethene	<0.00104	0.00104	0.00518		mg/Kg-dry	1	10/20/10 12:23 AM
1,2,4-Trichlorobenzene	<0.00104	0.00104	0.00518		mg/Kg-dry	1	10/20/10 12:23 AM
1,2-Dibromo-3-chloropropane	<0.00104	0.00104	0.00518		mg/Kg-dry	1	10/20/10 12:23 AM
1,2-Dibromoethane	<0.00104	0.00104	0.00518		mg/Kg-dry	1	10/20/10 12:23 AM
1,2-Dichlorobenzene	<0.00104	0.00104	0.00518		mg/Kg-dry	1	10/20/10 12:23 AM
1,2-Dichloroethane	<0.00104	0.00104	0.00518		mg/Kg-dry	1	10/20/10 12:23 AM
1,2-Dichloropropane	<0.00104	0.00104	0.00518		mg/Kg-dry	1	10/20/10 12:23 AM
1,3-Dichlorobenzene	<0.00104	0.00104	0.00518		mg/Kg-dry	1	10/20/10 12:23 AM
1,4-Dichlorobenzene	<0.00104	0.00104	0.00518		mg/Kg-dry	1	10/20/10 12:23 AM
2-Butanone	<0.00518	0.00518	0.0156		mg/Kg-dry	1	10/20/10 12:23 AM
2-Hexanone	<0.00518	0.00518	0.0156		mg/Kg-dry	1	10/20/10 12:23 AM
4-Methyl-2-pentanone	<0.00518	0.00518	0.0156		mg/Kg-dry	1	10/20/10 12:23 AM
Acetone	0.0214	0.0156	0.0518	J	mg/Kg-dry	1	10/20/10 12:23 AM

Qualifiers:

	See Final Page of Report for MQLs and MDLs	J	Analyte detected between SDL and RL
B	Analyte detected in the associated Method Blank	N	Parameter not NELAC certified
C	Sample Result or QC discussed in the Case Narrative	ND	Not Detected at the SDL
DF	Dilution Factor	RL	Reporting Limit (MQL adjusted for moisture and sample size)
E	TPH pattern not Gas or Diesel Range Pattern	S	Spike Recovery outside control limits
		SDL	Sample Detection Limit

DHL Analytical

Date: 10/26/10

CLIENT:	Geo Strata Environmental Consultants	Client Sample ID:	SO-SB6-01
Project:	Hillcrest CEI	Lab ID:	1010124-03
Project No:	HCEI 760-SL11	Collection Date:	10/18/10 12:19 PM
Lab Order:	1010124	Matrix:	Soil

Analyses	Result	SDL	RL	Qual	Units	DF	Date Analyzed
Benzene	<0.00104	0.00104	0.00518		mg/Kg-dry	1	10/20/10 12:23 AM
Bromodichloromethane	<0.00104	0.00104	0.00518		mg/Kg-dry	1	10/20/10 12:23 AM
Bromoform	<0.00104	0.00104	0.00518		mg/Kg-dry	1	10/20/10 12:23 AM
Bromomethane	<0.00104	0.00104	0.00518		mg/Kg-dry	1	10/20/10 12:23 AM
Carbon disulfide	<0.00104	0.00104	0.00518		mg/Kg-dry	1	10/20/10 12:23 AM
Carbon tetrachloride	<0.00104	0.00104	0.00518		mg/Kg-dry	1	10/20/10 12:23 AM
Chlorobenzene	<0.00104	0.00104	0.00518		mg/Kg-dry	1	10/20/10 12:23 AM
Chloroethane	<0.00104	0.00104	0.00518		mg/Kg-dry	1	10/20/10 12:23 AM
Chloroform	<0.00104	0.00104	0.00518		mg/Kg-dry	1	10/20/10 12:23 AM
Chloromethane	<0.00104	0.00104	0.00518		mg/Kg-dry	1	10/20/10 12:23 AM
cis-1,2-Dichloroethene	<0.00104	0.00104	0.00518		mg/Kg-dry	1	10/20/10 12:23 AM
cis-1,3-Dichloropropene	<0.00104	0.00104	0.00518		mg/Kg-dry	1	10/20/10 12:23 AM
Cyclohexane	<0.00518	0.00518	0.0156	N	mg/Kg-dry	1	10/20/10 12:23 AM
Dibromochloromethane	<0.00104	0.00104	0.00518		mg/Kg-dry	1	10/20/10 12:23 AM
Dichlorodifluoromethane	<0.00104	0.00104	0.00518		mg/Kg-dry	1	10/20/10 12:23 AM
Ethylbenzene	<0.00104	0.00104	0.00518		mg/Kg-dry	1	10/20/10 12:23 AM
Isopropylbenzene	<0.00104	0.00104	0.00518		mg/Kg-dry	1	10/20/10 12:23 AM
m,p-Xylene	<0.00104	0.00104	0.00518		mg/Kg-dry	1	10/20/10 12:23 AM
Methyl Acetate	<0.00518	0.00518	0.0156		mg/Kg-dry	1	10/20/10 12:23 AM
Methyl tert-butyl ether	<0.00104	0.00104	0.00518		mg/Kg-dry	1	10/20/10 12:23 AM
Methylcyclohexane	<0.00518	0.00518	0.0156		mg/Kg-dry	1	10/20/10 12:23 AM
Methylene chloride	<0.00518	0.00518	0.00518		mg/Kg-dry	1	10/20/10 12:23 AM
o-Xylene	<0.00104	0.00104	0.00518		mg/Kg-dry	1	10/20/10 12:23 AM
Styrene	<0.00104	0.00104	0.00518		mg/Kg-dry	1	10/20/10 12:23 AM
Tetrachloroethene	<0.00104	0.00104	0.00518		mg/Kg-dry	1	10/20/10 12:23 AM
Toluene	<0.00104	0.00104	0.00518		mg/Kg-dry	1	10/20/10 12:23 AM
trans-1,2-Dichloroethene	<0.00104	0.00104	0.00518		mg/Kg-dry	1	10/20/10 12:23 AM
trans-1,3-Dichloropropene	<0.00104	0.00104	0.00518		mg/Kg-dry	1	10/20/10 12:23 AM
Trichloroethene	<0.00104	0.00104	0.00518		mg/Kg-dry	1	10/20/10 12:23 AM
Trichlorofluoromethane	<0.00518	0.00518	0.0156		mg/Kg-dry	1	10/20/10 12:23 AM
Vinyl chloride	<0.00104	0.00104	0.00518		mg/Kg-dry	1	10/20/10 12:23 AM
Surr: 1,2-Dichloroethane-d4	119	0	52 - 149		%REC	1	10/20/10 12:23 AM
Surr: 4-Bromofluorobenzene	103	0	84 - 118		%REC	1	10/20/10 12:23 AM
Surr: Dibromofluoromethane	101	0	65 - 135		%REC	1	10/20/10 12:23 AM
Surr: Toluene-d8	102	0	84 - 116		%REC	1	10/20/10 12:23 AM
Percent Moisture		**D2216**					**Analyst: AA**
Percent Moisture	19.2	0	0		WT%	1	10/22/10 09:00 AM

Qualifiers:		See Final Page of Report for MQLs and MDLs	J	Analyte detected between SDL and RL
	B	Analyte detected in the associated Method Blank	N	Parameter not NELAC certified
	C	Sample Result or QC discussed in the Case Narrative	ND	Not Detected at the SDL
	DF	Dilution Factor	RL	Reporting Limit (MQL adjusted for moisture and sample size)
	E	TPH pattern not Gas or Diesel Range Pattern	S	Spike Recovery outside control limits
			SDL	Sample Detection Limit

DHL Analytical

Date: 10/26/10

CLIENT:	Geo Strata Environmental Consultants	Client Sample ID:	SO-SB7-01
Project:	Hillcrest CEI	Lab ID:	1010124-04
Project No:	HCEI 760-SL11	Collection Date:	10/18/10 01:45 PM
Lab Order:	1010124	Matrix:	Soil

Analyses	Result	SDL	RL	Qual	Units	DF	Date Analyzed
Tx1005 TPH Soil		TX1005					Analyst: AV
T/R Hydrocarbons: C6-C12	<7.41	7.41	21.2		mg/Kg-dry	1	10/20/10 03:32 PM
T/R Hydrocarbons: >C12-C28	<7.41	7.41	21.2		mg/Kg-dry	1	10/20/10 03:32 PM
T/R Hydrocarbons: >C28-C35	<7.41	7.41	21.2		mg/Kg-dry	1	10/20/10 03:32 PM
T/R Hydrocarbons: C6-C35	<7.41	7.41	21.2		mg/Kg-dry	1	10/20/10 03:32 PM
Surr: Isopropylbenzene	98.3	0	70 - 130		%REC	1	10/20/10 03:32 PM
Surr: Octacosane	99.6	0	70 - 130		%REC	1	10/20/10 03:32 PM
PAHs: GC/MS		SW8270C					Analyst: DO
Acenaphthene	<0.0233	0.0233	0.0583		mg/Kg-dry	1	10/20/10 09:13 PM
Acenaphthylene	<0.0117	0.0117	0.0583		mg/Kg-dry	1	10/20/10 09:13 PM
Anthracene	<0.0117	0.0117	0.0583		mg/Kg-dry	1	10/20/10 09:13 PM
Benzo[a]anthracene	<0.0233	0.0233	0.0583		mg/Kg-dry	1	10/20/10 09:13 PM
Benzo[a]pyrene	<0.0350	0.0350	0.0583		mg/Kg-dry	1	10/20/10 09:13 PM
Benzo[b]fluoranthene	<0.0233	0.0233	0.0583		mg/Kg-dry	1	10/20/10 09:13 PM
Benzo[g,h,i]perylene	<0.0233	0.0233	0.0583		mg/Kg-dry	1	10/20/10 09:13 PM
Benzo[k]fluoranthene	<0.0350	0.0350	0.0583		mg/Kg-dry	1	10/20/10 09:13 PM
Chrysene	<0.0233	0.0233	0.0583		mg/Kg-dry	1	10/20/10 09:13 PM
Dibenz[a,h]anthracene	<0.0233	0.0233	0.0583		mg/Kg-dry	1	10/20/10 09:13 PM
Fluoranthene	<0.0117	0.0117	0.0583		mg/Kg-dry	1	10/20/10 09:13 PM
Fluorene	<0.0117	0.0117	0.0583		mg/Kg-dry	1	10/20/10 09:13 PM
Indeno[1,2,3-cd]pyrene	<0.0117	0.0117	0.0583		mg/Kg-dry	1	10/20/10 09:13 PM
Naphthalene	<0.0117	0.0117	0.0583		mg/Kg-dry	1	10/20/10 09:13 PM
Phenanthrene	<0.0117	0.0117	0.0583		mg/Kg-dry	1	10/20/10 09:13 PM
Pyrene	<0.0233	0.0233	0.0583		mg/Kg-dry	1	10/20/10 09:13 PM
Surr: 2-Fluorobiphenyl	57.6	0	40 - 140		%REC	1	10/20/10 09:13 PM
Surr: 4-Terphenyl-d14	71.3	0	40 - 140		%REC	1	10/20/10 09:13 PM
Volatiles by 8260/5035 GC/MS		SW8260B					Analyst: CZ
1,1,1-Trichloroethane	<0.000960	0.000960	0.00480		mg/Kg-dry	1	10/20/10 12:56 AM
1,1,2,2-Tetrachloroethane	<0.000960	0.000960	0.00480		mg/Kg-dry	1	10/20/10 12:56 AM
1,1,2-Trichloroethane	<0.000960	0.000960	0.00480		mg/Kg-dry	1	10/20/10 12:56 AM
1,1,2-Trichlorotrifluoroethane	<0.00480	0.00480	0.0144		mg/Kg-dry	1	10/20/10 12:56 AM
1,1-Dichloroethane	<0.000960	0.000960	0.00480		mg/Kg-dry	1	10/20/10 12:56 AM
1,1-Dichloroethene	<0.000960	0.000960	0.00480		mg/Kg-dry	1	10/20/10 12:56 AM
1,2,4-Trichlorobenzene	<0.000960	0.000960	0.00480		mg/Kg-dry	1	10/20/10 12:56 AM
1,2-Dibromo-3-chloropropane	<0.000960	0.000960	0.00480		mg/Kg-dry	1	10/20/10 12:56 AM
1,2-Dibromoethane	<0.000960	0.000960	0.00480		mg/Kg-dry	1	10/20/10 12:56 AM
1,2-Dichlorobenzene	<0.000960	0.000960	0.00480		mg/Kg-dry	1	10/20/10 12:56 AM
1,2-Dichloroethane	<0.000960	0.000960	0.00480		mg/Kg-dry	1	10/20/10 12:56 AM
1,2-Dichloropropane	<0.000960	0.000960	0.00480		mg/Kg-dry	1	10/20/10 12:56 AM
1,3-Dichlorobenzene	<0.000960	0.000960	0.00480		mg/Kg-dry	1	10/20/10 12:56 AM
1,4-Dichlorobenzene	<0.000960	0.000960	0.00480		mg/Kg-dry	1	10/20/10 12:56 AM
2-Butanone	<0.00480	0.00480	0.0144		mg/Kg-dry	1	10/20/10 12:56 AM
2-Hexanone	<0.00480	0.00480	0.0144		mg/Kg-dry	1	10/20/10 12:56 AM
4-Methyl-2-pentanone	<0.00480	0.00480	0.0144		mg/Kg-dry	1	10/20/10 12:56 AM
Acetone	<0.0144	0.0144	0.0480		mg/Kg-dry	1	10/20/10 12:56 AM

Qualifiers:

	See Final Page of Report for MQLs and MDLs	J	Analyte detected between SDL and RL
B	Analyte detected in the associated Method Blank	N	Parameter not NELAC certified
C	Sample Result or QC discussed in the Case Narrative	ND	Not Detected at the SDL
DF	Dilution Factor	RL	Reporting Limit (MQL adjusted for moisture and sample size)
E	TPH pattern not Gas or Diesel Range Pattern	S	Spike Recovery outside control limits
		SDL	Sample Detection Limit

DHL Analytical

Date: 10/26/10

CLIENT:	Geo Strata Environmental Consultants	Client Sample ID:	SO-SB7-01
Project:	Hillcrest CEI	Lab ID:	1010124-04
Project No:	HCEI 760-SL11	Collection Date:	10/18/10 01:45 PM
Lab Order:	1010124	Matrix:	Soil

Analyses	Result	SDL	RL	Qual	Units	DF	Date Analyzed
Benzene	<0.000960	0.000960	0.00480		mg/Kg-dry	1	10/20/10 12:56 AM
Bromodichloromethane	<0.000960	0.000960	0.00480		mg/Kg-dry	1	10/20/10 12:56 AM
Bromoform	<0.000960	0.000960	0.00480		mg/Kg-dry	1	10/20/10 12:56 AM
Bromomethane	<0.000960	0.000960	0.00480		mg/Kg-dry	1	10/20/10 12:56 AM
Carbon disulfide	<0.000960	0.000960	0.00480		mg/Kg-dry	1	10/20/10 12:56 AM
Carbon tetrachloride	<0.000960	0.000960	0.00480		mg/Kg-dry	1	10/20/10 12:56 AM
Chlorobenzene	<0.000960	0.000960	0.00480		mg/Kg-dry	1	10/20/10 12:56 AM
Chloroethane	<0.000960	0.000960	0.00480		mg/Kg-dry	1	10/20/10 12:56 AM
Chloroform	<0.000960	0.000960	0.00480		mg/Kg-dry	1	10/20/10 12:56 AM
Chloromethane	<0.000960	0.000960	0.00480		mg/Kg-dry	1	10/20/10 12:56 AM
cis-1,2-Dichloroethene	<0.000960	0.000960	0.00480		mg/Kg-dry	1	10/20/10 12:56 AM
cis-1,3-Dichloropropene	<0.000960	0.000960	0.00480		mg/Kg-dry	1	10/20/10 12:56 AM
Cyclohexane	<0.00480	0.00480	0.0144	N	mg/Kg-dry	1	10/20/10 12:56 AM
Dibromochloromethane	<0.000960	0.000960	0.00480		mg/Kg-dry	1	10/20/10 12:56 AM
Dichlorodifluoromethane	<0.000960	0.000960	0.00480		mg/Kg-dry	1	10/20/10 12:56 AM
Ethylbenzene	<0.000960	0.000960	0.00480		mg/Kg-dry	1	10/20/10 12:56 AM
Isopropylbenzene	<0.000960	0.000960	0.00480		mg/Kg-dry	1	10/20/10 12:56 AM
m,p-Xylene	<0.000960	0.000960	0.00480		mg/Kg-dry	1	10/20/10 12:56 AM
Methyl Acetate	<0.00480	0.00480	0.0144		mg/Kg-dry	1	10/20/10 12:56 AM
Methyl tert-butyl ether	<0.000960	0.000960	0.00480		mg/Kg-dry	1	10/20/10 12:56 AM
Methylcyclohexane	<0.00480	0.00480	0.0144		mg/Kg-dry	1	10/20/10 12:56 AM
Methylene chloride	<0.00480	0.00480	0.00480		mg/Kg-dry	1	10/20/10 12:56 AM
o-Xylene	<0.000960	0.000960	0.00480		mg/Kg-dry	1	10/20/10 12:56 AM
Styrene	<0.000960	0.000960	0.00480		mg/Kg-dry	1	10/20/10 12:56 AM
Tetrachloroethene	<0.000960	0.000960	0.00480		mg/Kg-dry	1	10/20/10 12:56 AM
Toluene	<0.000960	0.000960	0.00480		mg/Kg-dry	1	10/20/10 12:56 AM
trans-1,2-Dichloroethene	<0.000960	0.000960	0.00480		mg/Kg-dry	1	10/20/10 12:56 AM
trans-1,3-Dichloropropene	<0.000960	0.000960	0.00480		mg/Kg-dry	1	10/20/10 12:56 AM
Trichloroethene	<0.000960	0.000960	0.00480		mg/Kg-dry	1	10/20/10 12:56 AM
Trichlorofluoromethane	<0.00480	0.00480	0.0144		mg/Kg-dry	1	10/20/10 12:56 AM
Vinyl chloride	<0.000960	0.000960	0.00480		mg/Kg-dry	1	10/20/10 12:56 AM
Surr: 1,2-Dichloroethane-d4	110	0	52 - 149		%REC	1	10/20/10 12:56 AM
Surr: 4-Bromofluorobenzene	102	0	84 - 118		%REC	1	10/20/10 12:56 AM
Surr: Dibromofluoromethane	98.8	0	65 - 135		%REC	1	10/20/10 12:56 AM
Surr: Toluene-d8	101	0	84 - 116		%REC	1	10/20/10 12:56 AM
Percent Moisture		**D2216**					**Analyst: AA**
Percent Moisture	14.3	0	0		WT%	1	10/22/10 09:00 AM

Qualifiers:		See Final Page of Report for MQLs and MDLs	J	Analyte detected between SDL and RL
	B	Analyte detected in the associated Method Blank	N	Parameter not NELAC certified
	C	Sample Result or QC discussed in the Case Narrative	ND	Not Detected at the SDL
	DF	Dilution Factor	RL	Reporting Limit (MQL adjusted for moisture and sample size)
	E	TPH pattern not Gas or Diesel Range Pattern	S	Spike Recovery outside control limits
			SDL	Sample Detection Limit

DHL Analytical

Date: 10/26/10

CLIENT:	Geo Strata Environmental Consultants	Client Sample ID:	SO-SB7-02
Project:	Hillcrest CEI	Lab ID:	1010124-05
Project No:	HCEI 760-SL11	Collection Date:	10/18/10 02:25 PM
Lab Order:	1010124	Matrix:	Soil

Analyses	Result	SDL	RL	Qual	Units	DF	Date Analyzed
Tx1005 TPH Soil		TX1005					Analyst: AV
T/R Hydrocarbons: C6-C12	<8.11	8.11	23.2		mg/Kg-dry	1	10/20/10 03:41 PM
T/R Hydrocarbons: >C12-C28	<8.11	8.11	23.2		mg/Kg-dry	1	10/20/10 03:41 PM
T/R Hydrocarbons: >C28-C35	<8.11	8.11	23.2		mg/Kg-dry	1	10/20/10 03:41 PM
T/R Hydrocarbons: C6-C35	<8.11	8.11	23.2		mg/Kg-dry	1	10/20/10 03:41 PM
Surr: Isopropylbenzene	104	0	70 - 130		%REC	1	10/20/10 03:41 PM
Surr: Octacosane	102	0	70 - 130		%REC	1	10/20/10 03:41 PM
PAHs: GC/MS		SW8270C					Analyst: DO
Acenaphthene	<0.0242	0.0242	0.0604		mg/Kg-dry	1	10/20/10 09:44 PM
Acenaphthylene	<0.0121	0.0121	0.0604		mg/Kg-dry	1	10/20/10 09:44 PM
Anthracene	<0.0121	0.0121	0.0604		mg/Kg-dry	1	10/20/10 09:44 PM
Benzo[a]anthracene	<0.0242	0.0242	0.0604		mg/Kg-dry	1	10/20/10 09:44 PM
Benzo[a]pyrene	<0.0362	0.0362	0.0604		mg/Kg-dry	1	10/20/10 09:44 PM
Benzo[b]fluoranthene	<0.0242	0.0242	0.0604		mg/Kg-dry	1	10/20/10 09:44 PM
Benzo[g,h,i]perylene	<0.0242	0.0242	0.0604		mg/Kg-dry	1	10/20/10 09:44 PM
Benzo[k]fluoranthene	<0.0362	0.0362	0.0604		mg/Kg-dry	1	10/20/10 09:44 PM
Chrysene	<0.0242	0.0242	0.0604		mg/Kg-dry	1	10/20/10 09:44 PM
Dibenz[a,h]anthracene	<0.0242	0.0242	0.0604		mg/Kg-dry	1	10/20/10 09:44 PM
Fluoranthene	<0.0121	0.0121	0.0604		mg/Kg-dry	1	10/20/10 09:44 PM
Fluorene	<0.0121	0.0121	0.0604		mg/Kg-dry	1	10/20/10 09:44 PM
Indeno[1,2,3-cd]pyrene	<0.0121	0.0121	0.0604		mg/Kg-dry	1	10/20/10 09:44 PM
Naphthalene	<0.0121	0.0121	0.0604		mg/Kg-dry	1	10/20/10 09:44 PM
Phenanthrene	<0.0121	0.0121	0.0604		mg/Kg-dry	1	10/20/10 09:44 PM
Pyrene	<0.0242	0.0242	0.0604		mg/Kg-dry	1	10/20/10 09:44 PM
Surr: 2-Fluorobiphenyl	55.7	0	40 - 140		%REC	1	10/20/10 09:44 PM
Surr: 4-Terphenyl-d14	66.9	0	40 - 140		%REC	1	10/20/10 09:44 PM
Volatiles by 8260/5035 GC/MS		SW8260B					Analyst: CZ
1,1,1-Trichloroethane	<0.00102	0.00102	0.00510		mg/Kg-dry	1	10/20/10 01:27 AM
1,1,2,2-Tetrachloroethane	<0.00102	0.00102	0.00510		mg/Kg-dry	1	10/20/10 01:27 AM
1,1,2-Trichloroethane	<0.00102	0.00102	0.00510		mg/Kg-dry	1	10/20/10 01:27 AM
1,1,2-Trichlorotrifluoroethane	<0.00510	0.00510	0.0153		mg/Kg-dry	1	10/20/10 01:27 AM
1,1-Dichloroethane	<0.00102	0.00102	0.00510		mg/Kg-dry	1	10/20/10 01:27 AM
1,1-Dichloroethene	<0.00102	0.00102	0.00510		mg/Kg-dry	1	10/20/10 01:27 AM
1,2,4-Trichlorobenzene	<0.00102	0.00102	0.00510		mg/Kg-dry	1	10/20/10 01:27 AM
1,2-Dibromo-3-chloropropane	<0.00102	0.00102	0.00510		mg/Kg-dry	1	10/20/10 01:27 AM
1,2-Dibromoethane	<0.00102	0.00102	0.00510		mg/Kg-dry	1	10/20/10 01:27 AM
1,2-Dichlorobenzene	<0.00102	0.00102	0.00510		mg/Kg-dry	1	10/20/10 01:27 AM
1,2-Dichloroethane	<0.00102	0.00102	0.00510		mg/Kg-dry	1	10/20/10 01:27 AM
1,2-Dichloropropane	<0.00102	0.00102	0.00510		mg/Kg-dry	1	10/20/10 01:27 AM
1,3-Dichlorobenzene	<0.00102	0.00102	0.00510		mg/Kg-dry	1	10/20/10 01:27 AM
1,4-Dichlorobenzene	<0.00102	0.00102	0.00510		mg/Kg-dry	1	10/20/10 01:27 AM
2-Butanone	<0.00510	0.00510	0.0153		mg/Kg-dry	1	10/20/10 01:27 AM
2-Hexanone	<0.00510	0.00510	0.0153		mg/Kg-dry	1	10/20/10 01:27 AM
4-Methyl-2-pentanone	<0.00510	0.00510	0.0153		mg/Kg-dry	1	10/20/10 01:27 AM
Acetone	<0.0153	0.0153	0.0510		mg/Kg-dry	1	10/20/10 01:27 AM

Qualifiers:

	See Final Page of Report for MQLs and MDLs	J	Analyte detected between SDL and RL
B	Analyte detected in the associated Method Blank	N	Parameter not NELAC certified
C	Sample Result or QC discussed in the Case Narrative	ND	Not Detected at the SDL
DF	Dilution Factor	RL	Reporting Limit (MQL adjusted for moisture and sample size)
E	TPH pattern not Gas or Diesel Range Pattern	S	Spike Recovery outside control limits
		SDL	Sample Detection Limit

DHL Analytical

Date: 10/26/10

CLIENT:	Geo Strata Environmental Consultants	Client Sample ID:	SO-SB7-02
Project:	Hillcrest CEI	Lab ID:	1010124-05
Project No:	HCEI 760-SL11	Collection Date:	10/18/10 02:25 PM
Lab Order:	1010124	Matrix:	Soil

Analyses	Result	SDL	RL	Qual	Units	DF	Date Analyzed
Benzene	<0.00102	0.00102	0.00510		mg/Kg-dry	1	10/20/10 01:27 AM
Bromodichloromethane	<0.00102	0.00102	0.00510		mg/Kg-dry	1	10/20/10 01:27 AM
Bromoform	<0.00102	0.00102	0.00510		mg/Kg-dry	1	10/20/10 01:27 AM
Bromomethane	<0.00102	0.00102	0.00510		mg/Kg-dry	1	10/20/10 01:27 AM
Carbon disulfide	<0.00102	0.00102	0.00510		mg/Kg-dry	1	10/20/10 01:27 AM
Carbon tetrachloride	<0.00102	0.00102	0.00510		mg/Kg-dry	1	10/20/10 01:27 AM
Chlorobenzene	<0.00102	0.00102	0.00510		mg/Kg-dry	1	10/20/10 01:27 AM
Chloroethane	<0.00102	0.00102	0.00510		mg/Kg-dry	1	10/20/10 01:27 AM
Chloroform	<0.00102	0.00102	0.00510		mg/Kg-dry	1	10/20/10 01:27 AM
Chloromethane	<0.00102	0.00102	0.00510		mg/Kg-dry	1	10/20/10 01:27 AM
cis-1,2-Dichloroethene	<0.00102	0.00102	0.00510		mg/Kg-dry	1	10/20/10 01:27 AM
cis-1,3-Dichloropropene	<0.00102	0.00102	0.00510		mg/Kg-dry	1	10/20/10 01:27 AM
Cyclohexane	<0.00510	0.00510	0.0153	N	mg/Kg-dry	1	10/20/10 01:27 AM
Dibromochloromethane	<0.00102	0.00102	0.00510		mg/Kg-dry	1	10/20/10 01:27 AM
Dichlorodifluoromethane	<0.00102	0.00102	0.00510		mg/Kg-dry	1	10/20/10 01:27 AM
Ethylbenzene	<0.00102	0.00102	0.00510		mg/Kg-dry	1	10/20/10 01:27 AM
Isopropylbenzene	<0.00102	0.00102	0.00510		mg/Kg-dry	1	10/20/10 01:27 AM
m,p-Xylene	<0.00102	0.00102	0.00510		mg/Kg-dry	1	10/20/10 01:27 AM
Methyl Acetate	<0.00510	0.00510	0.0153		mg/Kg-dry	1	10/20/10 01:27 AM
Methyl tert-butyl ether	<0.00102	0.00102	0.00510		mg/Kg-dry	1	10/20/10 01:27 AM
Methylcyclohexane	<0.00510	0.00510	0.0153		mg/Kg-dry	1	10/20/10 01:27 AM
Methylene chloride	<0.00510	0.00510	0.00510		mg/Kg-dry	1	10/20/10 01:27 AM
o-Xylene	<0.00102	0.00102	0.00510		mg/Kg-dry	1	10/20/10 01:27 AM
Styrene	<0.00102	0.00102	0.00510		mg/Kg-dry	1	10/20/10 01:27 AM
Tetrachloroethene	<0.00102	0.00102	0.00510		mg/Kg-dry	1	10/20/10 01:27 AM
Toluene	<0.00102	0.00102	0.00510		mg/Kg-dry	1	10/20/10 01:27 AM
trans-1,2-Dichloroethene	<0.00102	0.00102	0.00510		mg/Kg-dry	1	10/20/10 01:27 AM
trans-1,3-Dichloropropene	<0.00102	0.00102	0.00510		mg/Kg-dry	1	10/20/10 01:27 AM
Trichloroethene	<0.00102	0.00102	0.00510		mg/Kg-dry	1	10/20/10 01:27 AM
Trichlorofluoromethane	<0.00510	0.00510	0.0153		mg/Kg-dry	1	10/20/10 01:27 AM
Vinyl chloride	<0.00102	0.00102	0.00510		mg/Kg-dry	1	10/20/10 01:27 AM
Surr: 1,2-Dichloroethane-d4	122	0	52 - 149		%REC	1	10/20/10 01:27 AM
Surr: 4-Bromofluorobenzene	102	0	84 - 118		%REC	1	10/20/10 01:27 AM
Surr: Dibromofluoromethane	100	0	65 - 135		%REC	1	10/20/10 01:27 AM
Surr: Toluene-d8	100	0	84 - 116		%REC	1	10/20/10 01:27 AM
Percent Moisture		**D2216**					**Analyst: AA**
Percent Moisture	19.5	0	0		WT%	1	10/22/10 09:00 AM

Qualifiers:		See Final Page of Report for MQLs and MDLs	J	Analyte detected between SDL and RL
	B	Analyte detected in the associated Method Blank	N	Parameter not NELAC certified
	C	Sample Result or QC discussed in the Case Narrative	ND	Not Detected at the SDL
	DF	Dilution Factor	RL	Reporting Limit (MQL adjusted for moisture and sample size)
	E	TPH pattern not Gas or Diesel Range Pattern	S	Spike Recovery outside control limits
			SDL	Sample Detection Limit

DHL Analytical

Date: 10/26/10

CLIENT:	Geo Strata Environmental Consultants	Client Sample ID:	SO-SB20-01
Project:	Hillcrest CEI	Lab ID:	1010124-06
Project No:	HCEI 760-SL11	Collection Date:	10/18/10 03:40 PM
Lab Order:	1010124	Matrix:	Soil

Analyses	Result	SDL	RL	Qual	Units	DF	Date Analyzed
Tx1005 TPH Soil		TX1005					Analyst: AV
T/R Hydrocarbons: C6-C12	<8.62	8.62	24.6		mg/Kg-dry	1	10/20/10 03:50 PM
T/R Hydrocarbons: >C12-C28	<8.62	8.62	24.6		mg/Kg-dry	1	10/20/10 03:50 PM
T/R Hydrocarbons: >C28-C35	<8.62	8.62	24.6		mg/Kg-dry	1	10/20/10 03:50 PM
T/R Hydrocarbons: C6-C35	<8.62	8.62	24.6		mg/Kg-dry	1	10/20/10 03:50 PM
Surr: Isopropylbenzene	102	0	70 - 130		%REC	1	10/20/10 03:50 PM
Surr: Octacosane	97.4	0	70 - 130		%REC	1	10/20/10 03:50 PM
PAHs: GC/MS		SW8270C					Analyst: DO
Acenaphthene	<0.0258	0.0258	0.0644		mg/Kg-dry	1	10/20/10 10:14 PM
Acenaphthylene	<0.0129	0.0129	0.0644		mg/Kg-dry	1	10/20/10 10:14 PM
Anthracene	<0.0129	0.0129	0.0644		mg/Kg-dry	1	10/20/10 10:14 PM
Benzo[a]anthracene	<0.0258	0.0258	0.0644		mg/Kg-dry	1	10/20/10 10:14 PM
Benzo[a]pyrene	<0.0387	0.0387	0.0644		mg/Kg-dry	1	10/20/10 10:14 PM
Benzo[b]fluoranthene	<0.0258	0.0258	0.0644		mg/Kg-dry	1	10/20/10 10:14 PM
Benzo[g,h,i]perylene	<0.0258	0.0258	0.0644		mg/Kg-dry	1	10/20/10 10:14 PM
Benzo[k]fluoranthene	<0.0387	0.0387	0.0644		mg/Kg-dry	1	10/20/10 10:14 PM
Chrysene	<0.0258	0.0258	0.0644		mg/Kg-dry	1	10/20/10 10:14 PM
Dibenz[a,h]anthracene	<0.0258	0.0258	0.0644		mg/Kg-dry	1	10/20/10 10:14 PM
Fluoranthene	<0.0129	0.0129	0.0644		mg/Kg-dry	1	10/20/10 10:14 PM
Fluorene	<0.0129	0.0129	0.0644		mg/Kg-dry	1	10/20/10 10:14 PM
Indeno[1,2,3-cd]pyrene	<0.0129	0.0129	0.0644		mg/Kg-dry	1	10/20/10 10:14 PM
Naphthalene	<0.0129	0.0129	0.0644		mg/Kg-dry	1	10/20/10 10:14 PM
Phenanthrene	<0.0129	0.0129	0.0644		mg/Kg-dry	1	10/20/10 10:14 PM
Pyrene	<0.0258	0.0258	0.0644		mg/Kg-dry	1	10/20/10 10:14 PM
Surr: 2-Fluorobiphenyl	58.4	0	40 - 140		%REC	1	10/20/10 10:14 PM
Surr: 4-Terphenyl-d14	72.4	0	40 - 140		%REC	1	10/20/10 10:14 PM
Volatiles by 8260/5035 GC/MS		SW8260B					Analyst: CZ
1,1,1-Trichloroethane	<0.00110	0.00110	0.00551		mg/Kg-dry	1	10/19/10 07:22 PM
1,1,2,2-Tetrachloroethane	<0.00110	0.00110	0.00551		mg/Kg-dry	1	10/19/10 07:22 PM
1,1,2-Trichloroethane	<0.00110	0.00110	0.00551		mg/Kg-dry	1	10/19/10 07:22 PM
1,1,2-Trichlorotrifluoroethane	<0.00551	0.00551	0.0165		mg/Kg-dry	1	10/19/10 07:22 PM
1,1-Dichloroethane	<0.00110	0.00110	0.00551		mg/Kg-dry	1	10/19/10 07:22 PM
1,1-Dichloroethene	<0.00110	0.00110	0.00551		mg/Kg-dry	1	10/19/10 07:22 PM
1,2,4-Trichlorobenzene	<0.00110	0.00110	0.00551		mg/Kg-dry	1	10/19/10 07:22 PM
1,2-Dibromo-3-chloropropane	<0.00110	0.00110	0.00551		mg/Kg-dry	1	10/19/10 07:22 PM
1,2-Dibromoethane	<0.00110	0.00110	0.00551		mg/Kg-dry	1	10/19/10 07:22 PM
1,2-Dichlorobenzene	<0.00110	0.00110	0.00551		mg/Kg-dry	1	10/19/10 07:22 PM
1,2-Dichloroethane	<0.00110	0.00110	0.00551		mg/Kg-dry	1	10/19/10 07:22 PM
1,2-Dichloropropane	<0.00110	0.00110	0.00551		mg/Kg-dry	1	10/19/10 07:22 PM
1,3-Dichlorobenzene	<0.00110	0.00110	0.00551		mg/Kg-dry	1	10/19/10 07:22 PM
1,4-Dichlorobenzene	<0.00110	0.00110	0.00551		mg/Kg-dry	1	10/19/10 07:22 PM
2-Butanone	<0.00551	0.00551	0.0165		mg/Kg-dry	1	10/19/10 07:22 PM
2-Hexanone	<0.00551	0.00551	0.0165		mg/Kg-dry	1	10/19/10 07:22 PM
4-Methyl-2-pentanone	<0.00551	0.00551	0.0165		mg/Kg-dry	1	10/19/10 07:22 PM
Acetone	<0.0165	0.0165	0.0551		mg/Kg-dry	1	10/19/10 07:22 PM

Qualifiers:

	See Final Page of Report for MQLs and MDLs	J	Analyte detected between SDL and RL
B	Analyte detected in the associated Method Blank	N	Parameter not NELAC certified
C	Sample Result or QC discussed in the Case Narrative	ND	Not Detected at the SDL
DF	Dilution Factor	RL	Reporting Limit (MQL adjusted for moisture and sample size)
E	TPH pattern not Gas or Diesel Range Pattern	S	Spike Recovery outside control limits
		SDL	Sample Detection Limit

DHL Analytical

Date: 10/26/10

CLIENT:	Geo Strata Environmental Consultants	Client Sample ID:	SO-SB20-01
Project:	Hillcrest CEI	Lab ID:	1010124-06
Project No:	HCEI 760-SL11	Collection Date:	10/18/10 03:40 PM
Lab Order:	1010124	Matrix:	Soil

Analyses	Result	SDL	RL	Qual	Units	DF	Date Analyzed
Benzene	<0.00110	0.00110	0.00551		mg/Kg-dry	1	10/19/10 07:22 PM
Bromodichloromethane	<0.00110	0.00110	0.00551		mg/Kg-dry	1	10/19/10 07:22 PM
Bromoform	<0.00110	0.00110	0.00551		mg/Kg-dry	1	10/19/10 07:22 PM
Bromomethane	<0.00110	0.00110	0.00551		mg/Kg-dry	1	10/19/10 07:22 PM
Carbon disulfide	<0.00110	0.00110	0.00551		mg/Kg-dry	1	10/19/10 07:22 PM
Carbon tetrachloride	<0.00110	0.00110	0.00551		mg/Kg-dry	1	10/19/10 07:22 PM
Chlorobenzene	<0.00110	0.00110	0.00551		mg/Kg-dry	1	10/19/10 07:22 PM
Chloroethane	<0.00110	0.00110	0.00551		mg/Kg-dry	1	10/19/10 07:22 PM
Chloroform	<0.00110	0.00110	0.00551		mg/Kg-dry	1	10/19/10 07:22 PM
Chloromethane	<0.00110	0.00110	0.00551		mg/Kg-dry	1	10/19/10 07:22 PM
cis-1,2-Dichloroethene	<0.00110	0.00110	0.00551		mg/Kg-dry	1	10/19/10 07:22 PM
cis-1,3-Dichloropropene	<0.00110	0.00110	0.00551		mg/Kg-dry	1	10/19/10 07:22 PM
Cyclohexane	<0.00551	0.00551	0.0165	N	mg/Kg-dry	1	10/19/10 07:22 PM
Dibromochloromethane	<0.00110	0.00110	0.00551		mg/Kg-dry	1	10/19/10 07:22 PM
Dichlorodifluoromethane	<0.00110	0.00110	0.00551		mg/Kg-dry	1	10/19/10 07:22 PM
Ethylbenzene	<0.00110	0.00110	0.00551		mg/Kg-dry	1	10/19/10 07:22 PM
Isopropylbenzene	<0.00110	0.00110	0.00551		mg/Kg-dry	1	10/19/10 07:22 PM
m,p-Xylene	<0.00110	0.00110	0.00551		mg/Kg-dry	1	10/19/10 07:22 PM
Methyl Acetate	<0.00551	0.00551	0.0165		mg/Kg-dry	1	10/19/10 07:22 PM
Methyl tert-butyl ether	<0.00110	0.00110	0.00551		mg/Kg-dry	1	10/19/10 07:22 PM
Methylcyclohexane	<0.00551	0.00551	0.0165		mg/Kg-dry	1	10/19/10 07:22 PM
Methylene chloride	<0.00551	0.00551	0.00551		mg/Kg-dry	1	10/19/10 07:22 PM
o-Xylene	<0.00110	0.00110	0.00551		mg/Kg-dry	1	10/19/10 07:22 PM
Styrene	<0.00110	0.00110	0.00551		mg/Kg-dry	1	10/19/10 07:22 PM
Tetrachloroethene	<0.00110	0.00110	0.00551		mg/Kg-dry	1	10/19/10 07:22 PM
Toluene	<0.00110	0.00110	0.00551		mg/Kg-dry	1	10/19/10 07:22 PM
trans-1,2-Dichloroethene	<0.00110	0.00110	0.00551		mg/Kg-dry	1	10/19/10 07:22 PM
trans-1,3-Dichloropropene	<0.00110	0.00110	0.00551		mg/Kg-dry	1	10/19/10 07:22 PM
Trichloroethene	<0.00110	0.00110	0.00551		mg/Kg-dry	1	10/19/10 07:22 PM
Trichlorofluoromethane	<0.00551	0.00551	0.0165		mg/Kg-dry	1	10/19/10 07:22 PM
Vinyl chloride	<0.00110	0.00110	0.00551		mg/Kg-dry	1	10/19/10 07:22 PM
Surr: 1,2-Dichloroethane-d4	118	0	52 - 149		%REC	1	10/19/10 07:22 PM
Surr: 4-Bromofluorobenzene	102	0	84 - 118		%REC	1	10/19/10 07:22 PM
Surr: Dibromofluoromethane	100	0	65 - 135		%REC	1	10/19/10 07:22 PM
Surr: Toluene-d8	101	0	84 - 116		%REC	1	10/19/10 07:22 PM
Percent Moisture		**D2216**					**Analyst: AA**
Percent Moisture	23.5	0	0		WT%	1	10/22/10 09:00 AM

Qualifiers:		See Final Page of Report for MQLs and MDLs	J	Analyte detected between SDL and RL
	B	Analyte detected in the associated Method Blank	N	Parameter not NELAC certified
	C	Sample Result or QC discussed in the Case Narrative	ND	Not Detected at the SDL
	DF	Dilution Factor	RL	Reporting Limit (MQL adjusted for moisture and sample size)
	E	TPH pattern not Gas or Diesel Range Pattern	S	Spike Recovery outside control limits
			SDL	Sample Detection Limit

DHL Analytical

Date: 10/26/10

CLIENT:	Geo Strata Environmental Consultants	Client Sample ID:	GW-EB-1
Project:	Hillcrest CEI	Lab ID:	1010124-07
Project No:	HCEI 760-SL11	Collection Date:	10/18/10 10:11 AM
Lab Order:	1010124	Matrix:	Equip Blank

Analyses	Result	SDL	RL	Qual	Units	DF	Date Analyzed
Tx1005 TPH Water		TX1005					Analyst: AV
T/R Hydrocarbons: C6-C12	<0.693	0.693	1.98		mg/L	1	10/20/10 11:28 AM
T/R Hydrocarbons: >C12-C28	<0.693	0.693	1.98		mg/L	1	10/20/10 11:28 AM
T/R Hydrocarbons: >C28-C35	<0.693	0.693	1.98		mg/L	1	10/20/10 11:28 AM
T/R Hydrocarbons: C6-C35	<0.693	0.693	1.98		mg/L	1	10/20/10 11:28 AM
Surr: Isopropylbenzene	96.6	0	70 - 130		%REC	1	10/20/10 11:28 AM
Surr: Octacosane	97.3	0	70 - 130		%REC	1	10/20/10 11:28 AM
PAHs: GC/MS		SW8270C					Analyst: DO
Acenaphthene	<0.0000250	0.0000250	0.0000500		mg/L	1	10/25/10 02:05 PM
Acenaphthylene	<0.0000250	0.0000250	0.0000500		mg/L	1	10/25/10 02:05 PM
Anthracene	<0.0000250	0.0000250	0.0000500		mg/L	1	10/25/10 02:05 PM
Benzo[a]anthracene	<0.0000250	0.0000250	0.0000500		mg/L	1	10/25/10 02:05 PM
Benzo[a]pyrene	<0.0000250	0.0000250	0.0000500		mg/L	1	10/25/10 02:05 PM
Benzo[b]fluoranthene	<0.0000250	0.0000250	0.0000500		mg/L	1	10/25/10 02:05 PM
Benzo[g,h,i]perylene	<0.0000250	0.0000250	0.0000500		mg/L	1	10/25/10 02:05 PM
Benzo[k]fluoranthene	<0.0000250	0.0000250	0.0000500		mg/L	1	10/25/10 02:05 PM
Chrysene	<0.0000250	0.0000250	0.0000500		mg/L	1	10/25/10 02:05 PM
Dibenz[a,h]anthracene	<0.00000500	0.00000500	0.0000100		mg/L	1	10/25/10 02:05 PM
Fluoranthene	<0.0000250	0.0000250	0.0000500		mg/L	1	10/25/10 02:05 PM
Fluorene	<0.0000250	0.0000250	0.0000500		mg/L	1	10/25/10 02:05 PM
Indeno[1,2,3-cd]pyrene	<0.0000250	0.0000250	0.0000500		mg/L	1	10/25/10 02:05 PM
Naphthalene	0.000148	0.0000250	0.0000500		mg/L	1	10/25/10 02:05 PM
Phenanthrene	<0.0000250	0.0000250	0.0000500		mg/L	1	10/25/10 02:05 PM
Pyrene	<0.0000250	0.0000250	0.0000500		mg/L	1	10/25/10 02:05 PM
Surr: 2-Fluorobiphenyl	59.2	0	40 - 140		%REC	1	10/25/10 02:05 PM
Surr: 4-Terphenyl-d14	67.5	0	40 - 140		%REC	1	10/25/10 02:05 PM
8260 Water Volatiles by GC/MS		SW8260B					Analyst: AJR
1,1,1-Trichloroethane	<0.000200	0.000200	0.00100		mg/L	1	10/20/10 01:29 PM
1,1,2,2-Tetrachloroethane	<0.000200	0.000200	0.00100		mg/L	1	10/20/10 01:29 PM
1,1,2-Trichloroethane	<0.000200	0.000200	0.00100		mg/L	1	10/20/10 01:29 PM
1,1,2-Trichlorotrifluoroethane	<0.00500	0.00500	0.0150		mg/L	1	10/20/10 01:29 PM
1,1-Dichloroethane	<0.000200	0.000200	0.00100		mg/L	1	10/20/10 01:29 PM
1,1-Dichloroethene	<0.000200	0.000200	0.00100		mg/L	1	10/20/10 01:29 PM
1,2,4-Trichlorobenzene	<0.00150	0.00150	0.00500		mg/L	1	10/20/10 01:29 PM
1,2-Dibromo-3-chloropropane	<0.00300	0.00300	0.0100		mg/L	1	10/20/10 01:29 PM
1,2-Dibromoethane	<0.000200	0.000200	0.00100		mg/L	1	10/20/10 01:29 PM
1,2-Dichlorobenzene	<0.000300	0.000300	0.00100		mg/L	1	10/20/10 01:29 PM
1,2-Dichloroethane	<0.000300	0.000300	0.00100		mg/L	1	10/20/10 01:29 PM
1,2-Dichloropropane	<0.000200	0.000200	0.00100		mg/L	1	10/20/10 01:29 PM
1,3-Dichlorobenzene	<0.000300	0.000300	0.00100		mg/L	1	10/20/10 01:29 PM
1,4-Dichlorobenzene	<0.000300	0.000300	0.00100		mg/L	1	10/20/10 01:29 PM
2-Butanone	<0.00500	0.00500	0.0150		mg/L	1	10/20/10 01:29 PM
2-Hexanone	<0.00500	0.00500	0.0150		mg/L	1	10/20/10 01:29 PM
4-Methyl-2-pentanone	<0.00500	0.00500	0.0150		mg/L	1	10/20/10 01:29 PM
Acetone	<0.00500	0.00500	0.0150		mg/L	1	10/20/10 01:29 PM

Qualifiers:

	See Final Page of Report for MQLs and MDLs	J	Analyte detected between SDL and RL
B	Analyte detected in the associated Method Blank	N	Parameter not NELAC certified
C	Sample Result or QC discussed in the Case Narrative	ND	Not Detected at the SDL
DF	Dilution Factor	RL	Reporting Limit (MQL adjusted for moisture and sample size)
E	TPH pattern not Gas or Diesel Range Pattern	S	Spike Recovery outside control limits
		SDL	Sample Detection Limit

DHL Analytical

Date: 10/26/10

CLIENT:	Geo Strata Environmental Consultants	Client Sample ID:	GW-EB-1
Project:	Hillcrest CEI	Lab ID:	1010124-07
Project No:	HCEI 760-SL11	Collection Date:	10/18/10 10:11 AM
Lab Order:	1010124	Matrix:	Equip Blank

Analyses	Result	SDL	RL	Qual	Units	DF	Date Analyzed
Benzene	<0.000200	0.000200	0.00100		mg/L	1	10/20/10 01:29 PM
Bromodichloromethane	<0.000200	0.000200	0.00100		mg/L	1	10/20/10 01:29 PM
Bromoform	<0.000200	0.000200	0.00100		mg/L	1	10/20/10 01:29 PM
Bromomethane	<0.000300	0.000300	0.00100		mg/L	1	10/20/10 01:29 PM
Carbon disulfide	<0.00500	0.00500	0.0150		mg/L	1	10/20/10 01:29 PM
Carbon tetrachloride	<0.000200	0.000200	0.00100		mg/L	1	10/20/10 01:29 PM
Chlorobenzene	<0.000200	0.000200	0.00100		mg/L	1	10/20/10 01:29 PM
Chloroethane	<0.000300	0.000300	0.00100		mg/L	1	10/20/10 01:29 PM
Chloroform	<0.000300	0.000300	0.00100		mg/L	1	10/20/10 01:29 PM
Chloromethane	<0.000300	0.000300	0.00100		mg/L	1	10/20/10 01:29 PM
cis-1,2-Dichloroethene	<0.000200	0.000200	0.00100		mg/L	1	10/20/10 01:29 PM
cis-1,3-Dichloropropene	<0.000200	0.000200	0.00100		mg/L	1	10/20/10 01:29 PM
Cyclohexane	<0.00500	0.00500	0.0150	N	mg/L	1	10/20/10 01:29 PM
Dibromochloromethane	<0.000200	0.000200	0.00100		mg/L	1	10/20/10 01:29 PM
Dichlorodifluoromethane	<0.000200	0.000200	0.00100		mg/L	1	10/20/10 01:29 PM
Ethylbenzene	<0.000300	0.000300	0.00100		mg/L	1	10/20/10 01:29 PM
Isopropylbenzene	<0.000200	0.000200	0.00100		mg/L	1	10/20/10 01:29 PM
m,p-Xylene	<0.000600	0.000600	0.00200		mg/L	1	10/20/10 01:29 PM
Methyl Acetate	<0.00500	0.00500	0.0150		mg/L	1	10/20/10 01:29 PM
Methyl tert-butyl ether	<0.000300	0.000300	0.00100		mg/L	1	10/20/10 01:29 PM
Methylcyclohexane	<0.00500	0.00500	0.0150		mg/L	1	10/20/10 01:29 PM
Methylene chloride	<0.00250	0.00250	0.00250		mg/L	1	10/20/10 01:29 PM
o-Xylene	<0.000300	0.000300	0.00100		mg/L	1	10/20/10 01:29 PM
Styrene	<0.000200	0.000200	0.00100		mg/L	1	10/20/10 01:29 PM
Tetrachloroethene	<0.000600	0.000600	0.00200		mg/L	1	10/20/10 01:29 PM
Toluene	<0.000600	0.000600	0.00200		mg/L	1	10/20/10 01:29 PM
trans-1,2-Dichloroethene	<0.000200	0.000200	0.00100		mg/L	1	10/20/10 01:29 PM
trans-1,3-Dichloropropene	<0.000200	0.000200	0.00100		mg/L	1	10/20/10 01:29 PM
Trichloroethene	<0.000600	0.000600	0.00200		mg/L	1	10/20/10 01:29 PM
Trichlorofluoromethane	<0.000200	0.000200	0.00100		mg/L	1	10/20/10 01:29 PM
Vinyl chloride	<0.000100	0.000100	0.00100		mg/L	1	10/20/10 01:29 PM
Surr: 1,2-Dichloroethane-d4	95.9	0	72 - 119		%REC	1	10/20/10 01:29 PM
Surr: 4-Bromofluorobenzene	103	0	76 - 119		%REC	1	10/20/10 01:29 PM
Surr: Dibromofluoromethane	100	0	85 - 115		%REC	1	10/20/10 01:29 PM
Surr: Toluene-d8	96.1	0	81 - 120		%REC	1	10/20/10 01:29 PM

Qualifiers:

	See Final Page of Report for MQLs and MDLs	J	Analyte detected between SDL and RL
B	Analyte detected in the associated Method Blank	N	Parameter not NELAC certified
C	Sample Result or QC discussed in the Case Narrative	ND	Not Detected at the SDL
DF	Dilution Factor	RL	Reporting Limit (MQL adjusted for moisture and sample size)
E	TPH pattern not Gas or Diesel Range Pattern	S	Spike Recovery outside control limits
		SDL	Sample Detection Limit

DHL Analytical

Date: 10/26/10

CLIENT:	Geo Strata Environmental Consultants	Client Sample ID:	SO-FD-01
Project:	Hillcrest CEI	Lab ID:	1010124-08
Project No:	HCEI 760-SL11	Collection Date:	10/18/10 10:00 AM
Lab Order:	1010124	Matrix:	Soil

Analyses	Result	SDL	RL	Qual	Units	DF	Date Analyzed
Tx1005 TPH Soil		TX1005					Analyst: AV
T/R Hydrocarbons: C6-C12	<9.07	9.07	25.9		mg/Kg-dry	1	10/20/10 04:25 PM
T/R Hydrocarbons: >C12-C28	<9.07	9.07	25.9		mg/Kg-dry	1	10/20/10 04:25 PM
T/R Hydrocarbons: >C28-C35	<9.07	9.07	25.9		mg/Kg-dry	1	10/20/10 04:25 PM
T/R Hydrocarbons: C6-C35	<9.07	9.07	25.9		mg/Kg-dry	1	10/20/10 04:25 PM
Surr: Isopropylbenzene	99.7	0	70 - 130		%REC	1	10/20/10 04:25 PM
Surr: Octacosane	98.4	0	70 - 130		%REC	1	10/20/10 04:25 PM
PAHs: GC/MS		SW8270C					Analyst: DO
Acenaphthene	<0.0247	0.0247	0.0617		mg/Kg-dry	1	10/20/10 10:45 PM
Acenaphthylene	<0.0123	0.0123	0.0617		mg/Kg-dry	1	10/20/10 10:45 PM
Anthracene	<0.0123	0.0123	0.0617		mg/Kg-dry	1	10/20/10 10:45 PM
Benzo[a]anthracene	<0.0247	0.0247	0.0617		mg/Kg-dry	1	10/20/10 10:45 PM
Benzo[a]pyrene	<0.0370	0.0370	0.0617		mg/Kg-dry	1	10/20/10 10:45 PM
Benzo[b]fluoranthene	<0.0247	0.0247	0.0617		mg/Kg-dry	1	10/20/10 10:45 PM
Benzo[g,h,i]perylene	<0.0247	0.0247	0.0617		mg/Kg-dry	1	10/20/10 10:45 PM
Benzo[k]fluoranthene	<0.0370	0.0370	0.0617		mg/Kg-dry	1	10/20/10 10:45 PM
Chrysene	<0.0247	0.0247	0.0617		mg/Kg-dry	1	10/20/10 10:45 PM
Dibenz[a,h]anthracene	<0.0247	0.0247	0.0617		mg/Kg-dry	1	10/20/10 10:45 PM
Fluoranthene	<0.0123	0.0123	0.0617		mg/Kg-dry	1	10/20/10 10:45 PM
Fluorene	<0.0123	0.0123	0.0617		mg/Kg-dry	1	10/20/10 10:45 PM
Indeno[1,2,3-cd]pyrene	<0.0123	0.0123	0.0617		mg/Kg-dry	1	10/20/10 10:45 PM
Naphthalene	<0.0123	0.0123	0.0617		mg/Kg-dry	1	10/20/10 10:45 PM
Phenanthrene	<0.0123	0.0123	0.0617		mg/Kg-dry	1	10/20/10 10:45 PM
Pyrene	<0.0247	0.0247	0.0617		mg/Kg-dry	1	10/20/10 10:45 PM
Surr: 2-Fluorobiphenyl	63.6	0	40 - 140		%REC	1	10/20/10 10:45 PM
Surr: 4-Terphenyl-d14	75.4	0	40 - 140		%REC	1	10/20/10 10:45 PM
Volatiles by 8260/5035 GC/MS		SW8260B					Analyst: CZ
1,1,1-Trichloroethane	<0.00105	0.00105	0.00523		mg/Kg-dry	1	10/20/10 02:02 AM
1,1,2,2-Tetrachloroethane	<0.00105	0.00105	0.00523		mg/Kg-dry	1	10/20/10 02:02 AM
1,1,2-Trichloroethane	<0.00105	0.00105	0.00523		mg/Kg-dry	1	10/20/10 02:02 AM
1,1,2-Trichlorotrifluoroethane	<0.00523	0.00523	0.0157		mg/Kg-dry	1	10/20/10 02:02 AM
1,1-Dichloroethane	<0.00105	0.00105	0.00523		mg/Kg-dry	1	10/20/10 02:02 AM
1,1-Dichloroethene	<0.00105	0.00105	0.00523		mg/Kg-dry	1	10/20/10 02:02 AM
1,2,4-Trichlorobenzene	<0.00105	0.00105	0.00523		mg/Kg-dry	1	10/20/10 02:02 AM
1,2-Dibromo-3-chloropropane	<0.00105	0.00105	0.00523		mg/Kg-dry	1	10/20/10 02:02 AM
1,2-Dibromoethane	<0.00105	0.00105	0.00523		mg/Kg-dry	1	10/20/10 02:02 AM
1,2-Dichlorobenzene	<0.00105	0.00105	0.00523		mg/Kg-dry	1	10/20/10 02:02 AM
1,2-Dichloroethane	<0.00105	0.00105	0.00523		mg/Kg-dry	1	10/20/10 02:02 AM
1,2-Dichloropropane	<0.00105	0.00105	0.00523		mg/Kg-dry	1	10/20/10 02:02 AM
1,3-Dichlorobenzene	<0.00105	0.00105	0.00523		mg/Kg-dry	1	10/20/10 02:02 AM
1,4-Dichlorobenzene	<0.00105	0.00105	0.00523		mg/Kg-dry	1	10/20/10 02:02 AM
2-Butanone	<0.00523	0.00523	0.0157		mg/Kg-dry	1	10/20/10 02:02 AM
2-Hexanone	<0.00523	0.00523	0.0157		mg/Kg-dry	1	10/20/10 02:02 AM
4-Methyl-2-pentanone	<0.00523	0.00523	0.0157		mg/Kg-dry	1	10/20/10 02:02 AM
Acetone	<0.0157	0.0157	0.0523		mg/Kg-dry	1	10/20/10 02:02 AM

Qualifiers:

	See Final Page of Report for MQLs and MDLs	J	Analyte detected between SDL and RL
B	Analyte detected in the associated Method Blank	N	Parameter not NELAC certified
C	Sample Result or QC discussed in the Case Narrative	ND	Not Detected at the SDL
DF	Dilution Factor	RL	Reporting Limit (MQL adjusted for moisture and sample size)
E	TPH pattern not Gas or Diesel Range Pattern	S	Spike Recovery outside control limits
		SDL	Sample Detection Limit

DHL Analytical

Date: 10/26/10

CLIENT:	Geo Strata Environmental Consultants	Client Sample ID:	SO-FD-01
Project:	Hillcrest CEI	Lab ID:	1010124-08
Project No:	HCEI 760-SL11	Collection Date:	10/18/10 10:00 AM
Lab Order:	1010124	Matrix:	Soil

Analyses	Result	SDL	RL	Qual	Units	DF	Date Analyzed
Benzene	<0.00105	0.00105	0.00523		mg/Kg-dry	1	10/20/10 02:02 AM
Bromodichloromethane	<0.00105	0.00105	0.00523		mg/Kg-dry	1	10/20/10 02:02 AM
Bromoform	<0.00105	0.00105	0.00523		mg/Kg-dry	1	10/20/10 02:02 AM
Bromomethane	<0.00105	0.00105	0.00523		mg/Kg-dry	1	10/20/10 02:02 AM
Carbon disulfide	<0.00105	0.00105	0.00523		mg/Kg-dry	1	10/20/10 02:02 AM
Carbon tetrachloride	<0.00105	0.00105	0.00523		mg/Kg-dry	1	10/20/10 02:02 AM
Chlorobenzene	<0.00105	0.00105	0.00523		mg/Kg-dry	1	10/20/10 02:02 AM
Chloroethane	<0.00105	0.00105	0.00523		mg/Kg-dry	1	10/20/10 02:02 AM
Chloroform	<0.00105	0.00105	0.00523		mg/Kg-dry	1	10/20/10 02:02 AM
Chloromethane	<0.00105	0.00105	0.00523		mg/Kg-dry	1	10/20/10 02:02 AM
cis-1,2-Dichloroethene	<0.00105	0.00105	0.00523		mg/Kg-dry	1	10/20/10 02:02 AM
cis-1,3-Dichloropropene	<0.00105	0.00105	0.00523		mg/Kg-dry	1	10/20/10 02:02 AM
Cyclohexane	<0.00523	0.00523	0.0157	N	mg/Kg-dry	1	10/20/10 02:02 AM
Dibromochloromethane	<0.00105	0.00105	0.00523		mg/Kg-dry	1	10/20/10 02:02 AM
Dichlorodifluoromethane	<0.00105	0.00105	0.00523		mg/Kg-dry	1	10/20/10 02:02 AM
Ethylbenzene	<0.00105	0.00105	0.00523		mg/Kg-dry	1	10/20/10 02:02 AM
Isopropylbenzene	<0.00105	0.00105	0.00523		mg/Kg-dry	1	10/20/10 02:02 AM
m,p-Xylene	<0.00105	0.00105	0.00523		mg/Kg-dry	1	10/20/10 02:02 AM
Methyl Acetate	<0.00523	0.00523	0.0157		mg/Kg-dry	1	10/20/10 02:02 AM
Methyl tert-butyl ether	<0.00105	0.00105	0.00523		mg/Kg-dry	1	10/20/10 02:02 AM
Methylcyclohexane	<0.00523	0.00523	0.0157		mg/Kg-dry	1	10/20/10 02:02 AM
Methylene chloride	<0.00523	0.00523	0.00523		mg/Kg-dry	1	10/20/10 02:02 AM
o-Xylene	<0.00105	0.00105	0.00523		mg/Kg-dry	1	10/20/10 02:02 AM
Styrene	<0.00105	0.00105	0.00523		mg/Kg-dry	1	10/20/10 02:02 AM
Tetrachloroethene	<0.00105	0.00105	0.00523		mg/Kg-dry	1	10/20/10 02:02 AM
Toluene	<0.00105	0.00105	0.00523		mg/Kg-dry	1	10/20/10 02:02 AM
trans-1,2-Dichloroethene	<0.00105	0.00105	0.00523		mg/Kg-dry	1	10/20/10 02:02 AM
trans-1,3-Dichloropropene	<0.00105	0.00105	0.00523		mg/Kg-dry	1	10/20/10 02:02 AM
Trichloroethene	<0.00105	0.00105	0.00523		mg/Kg-dry	1	10/20/10 02:02 AM
Trichlorofluoromethane	<0.00523	0.00523	0.0157		mg/Kg-dry	1	10/20/10 02:02 AM
Vinyl chloride	<0.00105	0.00105	0.00523		mg/Kg-dry	1	10/20/10 02:02 AM
Surr: 1,2-Dichloroethane-d4	115	0	52 - 149		%REC	1	10/20/10 02:02 AM
Surr: 4-Bromofluorobenzene	102	0	84 - 118		%REC	1	10/20/10 02:02 AM
Surr: Dibromofluoromethane	100	0	65 - 135		%REC	1	10/20/10 02:02 AM
Surr: Toluene-d8	102	0	84 - 116		%REC	1	10/20/10 02:02 AM
Percent Moisture		**D2216**					**Analyst: AA**
Percent Moisture	19.9	0	0		WT%	1	10/22/10 09:00 AM

Qualifiers:		See Final Page of Report for MQLs and MDLs	J	Analyte detected between SDL and RL
	B	Analyte detected in the associated Method Blank	N	Parameter not NELAC certified
	C	Sample Result or QC discussed in the Case Narrative	ND	Not Detected at the SDL
	DF	Dilution Factor	RL	Reporting Limit (MQL adjusted for moisture and sample size)
	E	TPH pattern not Gas or Diesel Range Pattern	S	Spike Recovery outside control limits
			SDL	Sample Detection Limit

CLIENT: Geo Strata Environmental Consultants
Work Order: 1010124
Project: Hillcrest CEI

ANALYTICAL QC SUMMARY REPORT

RunID: GC12_101020A

Sample ID:	LCS-43484	Batch ID:	43484		TestNo:		TX1005		Units:		mg/L
SampType:	LCS	Run ID:	GC12_101020A		Analysis Date:		10/20/10 09:03 AM		Prep Date:		10/19/10
Analyte		Result	RL	SPK value	Ref Val	%REC	LowLimit	HighLimit	%RPD	RPD Limit	Qual
T/R Hydrocarbons: C6-C35		23.4	2.00	25.00	0	93.4	75	125			
Surr: Isopropylbenzene		2.41		2.500		96.5	70	130			
Surr: Octacosane		2.50		2.500		100	70	130			

Sample ID:	LCSD-43484	Batch ID:	43484		TestNo:		TX1005		Units:		mg/L
SampType:	LCSD	Run ID:	GC12_101020A		Analysis Date:		10/20/10 09:12 AM		Prep Date:		10/19/10
Analyte		Result	RL	SPK value	Ref Val	%REC	LowLimit	HighLimit	%RPD	RPD Limit	Qual
T/R Hydrocarbons: C6-C35		22.6	2.00	25.00	0	90.4	75	125	3.25	20	
Surr: Isopropylbenzene		2.38		2.500		95.1	70	130	0	0	
Surr: Octacosane		2.48		2.500		99.4	70	130	0	0	

Sample ID:	MB-43484	Batch ID:	43484		TestNo:		TX1005		Units:		mg/L
SampType:	MBLK	Run ID:	GC12_101020A		Analysis Date:		10/20/10 09:21 AM		Prep Date:		10/19/10
Analyte		Result	RL	SPK value	Ref Val	%REC	LowLimit	HighLimit	%RPD	RPD Limit	Qual
T/R Hydrocarbons: C6-C12		<0.700	2.00								
T/R Hydrocarbons: >C12-C28		<0.700	2.00								
T/R Hydrocarbons: >C28-C35		<0.700	2.00								
T/R Hydrocarbons: C6-C35		<0.700	2.00								
Surr: Isopropylbenzene		2.29		2.500		91.7	70	130			
Surr: Octacosane		2.43		2.500		97.4	70	130			

Qualifiers:

B	Analyte detected in the associated Method Blank	R	RPD outside accepted control limits
DF	Dilution Factor	RL	Reporting Limit
J	Analyte detected between MDL and RL	S	Spike Recovery outside control limits
MDL	Method Detection Limit	J	Analyte detected between SDL and RL
ND	Not Detected at the Method Detection Limit	N	Parameter not NELAC certified

CLIENT: Geo Strata Environmental Consultants
Work Order: 1010124
Project: Hillcrest CEI

ANALYTICAL QC SUMMARY REPORT

RunID: GC12_101020A

Sample ID:	ICV-101020	Batch ID:	R51871		TestNo:		TX1005		Units:		mg/L
SampType:	ICV	Run ID:	GC12_101020A		Analysis Date:		10/20/10 08:46 AM		Prep Date:		
Analyte		Result	RL	SPK value	Ref Val	%REC	LowLimit	HighLimit	%RPD	RPD Limit	Qual
T/R Hydrocarbons: C6-C35		970	2.00	1000	0	97.0	75	125			
Surr: Isopropylbenzene		50.1		50.00		100	70	130			
Surr: Octacosane		51.4		50.00		103	70	130			

Sample ID:	CCV1-101020	Batch ID:	R51871		TestNo:		TX1005		Units:		mg/L
SampType:	CCV	Run ID:	GC12_101020A		Analysis Date:		10/20/10 10:33 AM		Prep Date:		
Analyte		Result	RL	SPK value	Ref Val	%REC	LowLimit	HighLimit	%RPD	RPD Limit	Qual
T/R Hydrocarbons: C6-C35		471	2.00	500.0	0	94.1	75	125			
Surr: Isopropylbenzene		24.5		25.00		97.8	70	130			
Surr: Octacosane		25.0		25.00		100	70	130			

Sample ID:	CCV2-101020	Batch ID:	R51871		TestNo:		TX1005		Units:		mg/L
SampType:	CCV	Run ID:	GC12_101020A		Analysis Date:		10/20/10 11:37 AM		Prep Date:		
Analyte		Result	RL	SPK value	Ref Val	%REC	LowLimit	HighLimit	%RPD	RPD Limit	Qual
T/R Hydrocarbons: C6-C35		498	2.00	500.0	0	99.7	75	125			
Surr: Isopropylbenzene		25.5		25.00		102	70	130			
Surr: Octacosane		24.6		25.00		98.4	70	130			

Qualifiers:

B	Analyte detected in the associated Method Blank	R	RPD outside accepted control limits
DF	Dilution Factor	RL	Reporting Limit
J	Analyte detected between MDL and RL	S	Spike Recovery outside control limits
MDL	Method Detection Limit	J	Analyte detected between SDL and RL
ND	Not Detected at the Method Detection Limit	N	Parameter not NELAC certified

CLIENT: Geo Strata Environmental Consultants
Work Order: 1010124
Project: Hillcrest CEI

ANALYTICAL QC SUMMARY REPORT

RunID: GC12_101020B

Sample ID:	LCS-43500	Batch ID:	43500		TestNo:		TX1005		Units:		mg/Kg
SampType:	LCS	Run ID:	GC12_101020B		Analysis Date:		10/20/10 11:56 AM		Prep Date:		10/20/10
Analyte		Result	RL	SPK value	Ref Val	%REC	LowLimit	HighLimit	%RPD	RPD Limit	Qual
T/R Hydrocarbons: C6-C35		241	20.0	250.0	0	96.5	75	125			
Surr: Isopropylbenzene		23.9		25.00		95.7	70	130			
Surr: Octacosane		23.0		25.00		91.8	70	130			

Sample ID:	LCSD-43500	Batch ID:	43500		TestNo:		TX1005		Units:		mg/Kg
SampType:	LCSD	Run ID:	GC12_101020B		Analysis Date:		10/20/10 12:05 PM		Prep Date:		10/20/10
Analyte		Result	RL	SPK value	Ref Val	%REC	LowLimit	HighLimit	%RPD	RPD Limit	Qual
T/R Hydrocarbons: C6-C35		251	20.0	250.0	0	100	75	125	3.78	50	
Surr: Isopropylbenzene		24.7		25.00		98.9	70	130	0	0	
Surr: Octacosane		23.8		25.00		95.3	70	130	0	0	

Sample ID:	MB-43500	Batch ID:	43500		TestNo:		TX1005		Units:		mg/Kg
SampType:	MBLK	Run ID:	GC12_101020B		Analysis Date:		10/20/10 12:14 PM		Prep Date:		10/20/10
Analyte		Result	RL	SPK value	Ref Val	%REC	LowLimit	HighLimit	%RPD	RPD Limit	Qual
T/R Hydrocarbons: C6-C12		<7.00	20.0								
T/R Hydrocarbons: >C12-C28		<7.00	20.0								
T/R Hydrocarbons: >C28-C35		<7.00	20.0								
T/R Hydrocarbons: C6-C35		<7.00	20.0								
Surr: Isopropylbenzene		25.2		25.00		101	70	130			
Surr: Octacosane		24.1		25.00		96.6	70	130			

Sample ID:	1010124-06BMS	Batch ID:	43500		TestNo:		TX1005		Units:		mg/Kg-dry
SampType:	MS	Run ID:	GC12_101020B		Analysis Date:		10/20/10 03:59 PM		Prep Date:		10/20/10
Analyte		Result	RL	SPK value	Ref Val	%REC	LowLimit	HighLimit	%RPD	RPD Limit	Qual
T/R Hydrocarbons: C6-C35		313	24.4	305.0	0	103	75	125			
Surr: Isopropylbenzene		30.9		30.50		101	70	130			
Surr: Octacosane		30.6		30.50		100	70	130			

Sample ID:	1010124-06BMSD	Batch ID:	43500		TestNo:		TX1005		Units:		mg/Kg-dry
SampType:	MSD	Run ID:	GC12_101020B		Analysis Date:		10/20/10 04:08 PM		Prep Date:		10/20/10
Analyte		Result	RL	SPK value	Ref Val	%REC	LowLimit	HighLimit	%RPD	RPD Limit	Qual
T/R Hydrocarbons: C6-C35		330	24.7	308.4	0	107	75	125	5.04	50	
Surr: Isopropylbenzene		32.6		30.84		106	70	130	0	0	
Surr: Octacosane		30.5		30.84		99.0	70	130	0	0	

Qualifiers:

B	Analyte detected in the associated Method Blank	R	RPD outside accepted control limits
DF	Dilution Factor	RL	Reporting Limit
J	Analyte detected between MDL and RL	S	Spike Recovery outside control limits
MDL	Method Detection Limit	J	Analyte detected between SDL and RL
ND	Not Detected at the Method Detection Limit	N	Parameter not NELAC certified

CLIENT: Geo Strata Environmental Consultants
Work Order: 1010124
Project: Hillcrest CEI

ANALYTICAL QC SUMMARY REPORT

RunID: GC12_101020B

Sample ID:	ICV-101020	Batch ID:	R51874		TestNo:		TX1005		Units:		mg/Kg
SampType:	ICV	Run ID:	GC12_101020B		Analysis Date:		10/20/10 08:46 AM		Prep Date:		
Analyte		Result	RL	SPK value	Ref Val	%REC	LowLimit	HighLimit	%RPD	RPD Limit	Qual
T/R Hydrocarbons: C6-C35		970	20.0	1000	0	97.0	75	125			
Surr: Isopropylbenzene		50.1		50.00		100	70	130			
Surr: Octacosane		51.4		50.00		103	70	130			

Sample ID:	CCV2-101020	Batch ID:	R51874		TestNo:		TX1005		Units:		mg/Kg
SampType:	CCV	Run ID:	GC12_101020B		Analysis Date:		10/20/10 11:37 AM		Prep Date:		
Analyte		Result	RL	SPK value	Ref Val	%REC	LowLimit	HighLimit	%RPD	RPD Limit	Qual
T/R Hydrocarbons: C6-C35		498	20.0	500.0	0	99.7	75	125			
Surr: Isopropylbenzene		25.5		25.00		102	70	130			
Surr: Octacosane		24.6		25.00		98.4	70	130			

Sample ID:	CCV3-101020	Batch ID:	R51874		TestNo:		TX1005		Units:		mg/Kg
SampType:	CCV	Run ID:	GC12_101020B		Analysis Date:		10/20/10 01:49 PM		Prep Date:		
Analyte		Result	RL	SPK value	Ref Val	%REC	LowLimit	HighLimit	%RPD	RPD Limit	Qual
T/R Hydrocarbons: C6-C35		493	20.0	500.0	0	98.6	75	125			
Surr: Isopropylbenzene		26.5		25.00		106	70	130			
Surr: Octacosane		25.5		25.00		102	70	130			

Sample ID:	CCV4-101020	Batch ID:	R51874		TestNo:		TX1005		Units:		mg/Kg
SampType:	CCV	Run ID:	GC12_101020B		Analysis Date:		10/20/10 02:38 PM		Prep Date:		
Analyte		Result	RL	SPK value	Ref Val	%REC	LowLimit	HighLimit	%RPD	RPD Limit	Qual
T/R Hydrocarbons: C6-C35		525	20.0	500.0	0	105	75	125			
Surr: Isopropylbenzene		26.8		25.00		107	70	130			
Surr: Octacosane		25.9		25.00		103	70	130			

Sample ID:	CCV5-101020	Batch ID:	R51874		TestNo:		TX1005		Units:		mg/Kg
SampType:	CCV	Run ID:	GC12_101020B		Analysis Date:		10/20/10 04:16 PM		Prep Date:		
Analyte		Result	RL	SPK value	Ref Val	%REC	LowLimit	HighLimit	%RPD	RPD Limit	Qual
T/R Hydrocarbons: C6-C35		572	20.0	500.0	0	114	75	125			
Surr: Isopropylbenzene		29.1		25.00		116	70	130			
Surr: Octacosane		26.8		25.00		107	70	130			

Sample ID:	CCV6-101020	Batch ID:	R51874		TestNo:		TX1005		Units:		mg/Kg
SampType:	CCV	Run ID:	GC12_101020B		Analysis Date:		10/20/10 05:10 PM		Prep Date:		
Analyte		Result	RL	SPK value	Ref Val	%REC	LowLimit	HighLimit	%RPD	RPD Limit	Qual
T/R Hydrocarbons: C6-C35		508	20.0	500.0	0	102	75	125			
Surr: Isopropylbenzene		25.9		25.00		103	70	130			
Surr: Octacosane		25.0		25.00		99.9	70	130			

Qualifiers:

B	Analyte detected in the associated Method Blank	R	RPD outside accepted control limits
DF	Dilution Factor	RL	Reporting Limit
J	Analyte detected between MDL and RL	S	Spike Recovery outside control limits
MDL	Method Detection Limit	J	Analyte detected between SDL and RL
ND	Not Detected at the Method Detection Limit	N	Parameter not NELAC certified

CLIENT: Geo Strata Environmental Consultants
Work Order: 1010124
Project: Hillcrest CEI

ANALYTICAL QC SUMMARY REPORT

RunID: GCMS6_101020A

Sample ID:	LCS-43506	Batch ID:	43506	TestNo:	SW8270C	Units:	mg/Kg
SampType:	LCS	Run ID:	GCMS6_101020A	Analysis Date:	10/20/10 04:07 PM	Prep Date:	10/20/10

Analyte	Result	RL	SPK value	Ref Val	%REC	LowLimit	HighLimit	%RPD	RPD Limit	Qual
Acenaphthene	0.680	0.0500	1.000	0	68.0	56	114			
Acenaphthylene	0.725	0.0500	1.000	0	72.5	56	116			
Anthracene	0.721	0.0500	1.000	0	72.1	40	113			
Benzo[a]anthracene	0.851	0.0500	1.000	0	85.1	52	108			
Benzo[a]pyrene	0.812	0.0500	1.000	0	81.2	48	115			
Benzo[b]fluoranthene	0.891	0.0500	1.000	0	89.1	43	115			
Benzo[g,h,i]perylene	0.878	0.0500	1.000	0	87.8	47	123			
Benzo[k]fluoranthene	0.805	0.0500	1.000	0	80.5	54	118			
Chrysene	0.850	0.0500	1.000	0	85.0	56	115			
Dibenz[a,h]anthracene	0.865	0.0500	1.000	0	86.5	43	120			
Fluoranthene	0.792	0.0500	1.000	0	79.2	41	108			
Fluorene	0.729	0.0500	1.000	0	72.9	47	128			
Indeno[1,2,3-cd]pyrene	0.873	0.0500	1.000	0	87.3	46	119			
Naphthalene	0.715	0.0500	1.000	0	71.5	55	113			
Phenanthrene	0.686	0.0500	1.000	0	68.6	55	114			
Pyrene	0.868	0.0500	1.000	0	86.8	42	125			
Surr: 2-Fluorobiphenyl	2.28		4.000		57.0	40	140			
Surr: 4-Terphenyl-d14	2.81		4.000		70.4	40	140			

Sample ID:	1010124-06CMS	Batch ID:	43506	TestNo:	SW8270C	Units:	mg/Kg-dry
SampType:	MS	Run ID:	GCMS6_101020A	Analysis Date:	10/20/10 04:38 PM	Prep Date:	10/20/10

Analyte	Result	RL	SPK value	Ref Val	%REC	LowLimit	HighLimit	%RPD	RPD Limit	Qual
Acenaphthene	0.879	0.0613	1.226	0	71.7	56	114			
Acenaphthylene	0.948	0.0613	1.226	0	77.3	56	116			
Anthracene	0.917	0.0613	1.226	0	74.8	40	113			
Benzo[a]anthracene	1.01	0.0613	1.226	0	82.2	52	108			
Benzo[a]pyrene	0.982	0.0613	1.226	0	80.1	48	115			
Benzo[b]fluoranthene	1.01	0.0613	1.226	0	82.5	43	115			
Benzo[g,h,i]perylene	1.05	0.0613	1.226	0	86.0	47	123			
Benzo[k]fluoranthene	0.995	0.0613	1.226	0	81.2	54	118			
Chrysene	1.02	0.0613	1.226	0	83.3	56	115			
Dibenz[a,h]anthracene	0.997	0.0613	1.226	0	81.3	43	120			
Fluoranthene	0.979	0.0613	1.226	0	79.8	41	108			
Fluorene	0.934	0.0613	1.226	0	76.2	47	128			
Indeno[1,2,3-cd]pyrene	1.05	0.0613	1.226	0	85.3	46	119			
Naphthalene	0.881	0.0613	1.226	0	71.9	55	113			
Phenanthrene	0.886	0.0613	1.226	0	72.3	55	114			
Pyrene	1.05	0.0613	1.226	0	85.4	42	125			
Surr: 2-Fluorobiphenyl	2.92		4.903		59.6	40	140			
Surr: 4-Terphenyl-d14	3.41		4.903		69.6	40	140			

Sample ID:	1010124-06CMSD	Batch ID:	43506	TestNo:	SW8270C	Units:	mg/Kg-dry
SampType:	MSD	Run ID:	GCMS6_101020A	Analysis Date:	10/20/10 05:09 PM	Prep Date:	10/20/10

Qualifiers:

B	Analyte detected in the associated Method Blank	R	RPD outside accepted control limits
DF	Dilution Factor	RL	Reporting Limit
J	Analyte detected between MDL and RL	S	Spike Recovery outside control limits
MDL	Method Detection Limit	J	Analyte detected between SDL and RL
ND	Not Detected at the Method Detection Limit	N	Parameter not NELAC certified

CLIENT: Geo Strata Environmental Consultants
Work Order: 1010124
Project: Hillcrest CEI

ANALYTICAL QC SUMMARY REPORT

RunID: GCMS6_101020A

Analyte	Result	RL	SPK value	Ref Val	%REC	LowLimit	HighLimit	%RPD	RPD Limit	Qual
Acenaphthene	0.832	0.0619	1.237	0	67.2	56	114	5.52	30	
Acenaphthylene	0.884	0.0619	1.237	0	71.4	56	116	7.01	30	
Anthracene	0.927	0.0619	1.237	0	74.9	40	113	1.07	30	
Benzo[a]anthracene	1.07	0.0619	1.237	0	86.4	52	108	5.93	30	
Benzo[a]pyrene	1.02	0.0619	1.237	0	82.7	48	115	4.08	30	
Benzo[b]fluoranthene	1.08	0.0619	1.237	0	87.2	43	115	6.43	30	
Benzo[g,h,i]perylene	1.10	0.0619	1.237	0	89.1	47	123	4.53	30	
Benzo[k]fluoranthene	1.04	0.0619	1.237	0	83.7	54	118	3.96	30	
Chrysene	1.07	0.0619	1.237	0	86.6	56	115	4.75	30	
Dibenz[a,h]anthracene	1.08	0.0619	1.237	0	86.9	43	120	7.61	30	
Fluoranthene	1.01	0.0619	1.237	0	81.8	41	108	3.34	30	
Fluorene	0.887	0.0619	1.237	0	71.7	47	128	5.18	30	
Indeno[1,2,3-cd]pyrene	1.11	0.0619	1.237	0	89.6	46	119	5.90	30	
Naphthalene	0.825	0.0619	1.237	0	66.7	55	113	6.61	30	
Phenanthrene	0.896	0.0619	1.237	0	72.4	55	114	1.17	30	
Pyrene	1.10	0.0619	1.237	0	88.7	42	125	4.68	30	
Surr: 2-Fluorobiphenyl	2.60		4.950		52.5	40	140	0	0	
Surr: 4-Terphenyl-d14	3.41		4.950		68.8	40	140	0	0	

Sample ID:	MB-43506	Batch ID:	43506	TestNo:	SW8270C	Units:	mg/Kg
SampType:	MBLK	Run ID:	GCMS6_101020A	Analysis Date:	10/20/10 06:10 PM	Prep Date:	10/20/10

Analyte	Result	RL	SPK value	Ref Val	%REC	LowLimit	HighLimit	%RPD	RPD Limit	Qual
Acenaphthene	<0.0200	0.0500								
Acenaphthylene	<0.0100	0.0500								
Anthracene	<0.0100	0.0500								
Benzo[a]anthracene	<0.0200	0.0500								
Benzo[a]pyrene	<0.0300	0.0500								
Benzo[b]fluoranthene	<0.0200	0.0500								
Benzo[g,h,i]perylene	<0.0200	0.0500								
Benzo[k]fluoranthene	<0.0300	0.0500								
Chrysene	<0.0200	0.0500								
Dibenz[a,h]anthracene	<0.0200	0.0500								
Fluoranthene	<0.0100	0.0500								
Fluorene	<0.0100	0.0500								
Indeno[1,2,3-cd]pyrene	<0.0100	0.0500								
Naphthalene	<0.0100	0.0500								
Phenanthrene	<0.0100	0.0500								
Pyrene	<0.0200	0.0500								
Surr: 2-Fluorobiphenyl	2.18		4.000		54.5	40	140			
Surr: 4-Terphenyl-d14	2.67		4.000		66.7	40	140			

Qualifiers:				
	B	Analyte detected in the associated Method Blank	R	RPD outside accepted control limits
	DF	Dilution Factor	RL	Reporting Limit
	J	Analyte detected between MDL and RL	S	Spike Recovery outside control limits
	MDL	Method Detection Limit	J	Analyte detected between SDL and RL
	ND	Not Detected at the Method Detection Limit	N	Parameter not NELAC certified

CLIENT: Geo Strata Environmental Consultants
Work Order: 1010124
Project: Hillcrest CEI

ANALYTICAL QC SUMMARY REPORT

RunID: GCMS6_101020A

Sample ID:	ICV-101020	Batch ID:	R51893	TestNo:	SW8270C		Units:	mg/Kg	
SampType:	ICV	Run ID:	GCMS6_101020A	Analysis Date:	10/20/10 03:34 PM		Prep Date:		
Analyte	Result	RL	SPK value	Ref Val	%REC	LowLimit	HighLimit	%RPD	RPD Limit	Qual
Acenaphthene	1.99	0.0500	2.000	0	99.3	80	120			
Acenaphthylene	2.12	0.0500	2.000	0	106	80	120			
Anthracene	1.92	0.0500	2.000	0	95.8	80	120			
Benzo[a]anthracene	2.07	0.0500	2.000	0	104	80	120			
Benzo[a]pyrene	2.02	0.0500	2.000	0	101	80	120			
Benzo[b]fluoranthene	2.09	0.0500	2.000	0	105	80	120			
Benzo[g,h,i]perylene	2.13	0.0500	2.000	0	107	80	120			
Benzo[k]fluoranthene	2.04	0.0500	2.000	0	102	80	120			
Chrysene	2.02	0.0500	2.000	0	101	80	120			
Dibenz[a,h]anthracene	2.13	0.0500	2.000	0	107	80	120			
Fluoranthene	2.10	0.0500	2.000	0	105	80	120			
Fluorene	2.06	0.0500	2.000	0	103	80	120			
Indeno[1,2,3-cd]pyrene	2.14	0.0500	2.000	0	107	80	120			
Naphthalene	1.96	0.0500	2.000	0	98.1	80	120			
Phenanthrene	1.84	0.0500	2.000	0	91.8	80	120			
Pyrene	2.20	0.0500	2.000	0	110	80	120			
Surr: 2-Fluorobiphenyl	1.79		2.000		89.3	40	140			
Surr: 4-Terphenyl-d14	1.83		2.000		91.6	40	140			

Qualifiers:				
	B	Analyte detected in the associated Method Blank	R	RPD outside accepted control limits
	DF	Dilution Factor	RL	Reporting Limit
	J	Analyte detected between MDL and RL	S	Spike Recovery outside control limits
	MDL	Method Detection Limit	J	Analyte detected between SDL and RL
	ND	Not Detected at the Method Detection Limit	N	Parameter not NELAC certified

CLIENT: Geo Strata Environmental Consultants
Work Order: 1010124
Project: Hillcrest CEI

ANALYTICAL QC SUMMARY REPORT

RunID: GCMS6_101025A

Sample ID:	LCS-43558	Batch ID:	43558	TestNo:	SW8270C	Units:	mg/L
SampType:	LCS	Run ID:	GCMS6_101025A	Analysis Date:	10/25/10 11:01 AM	Prep Date:	10/25/10

Analyte	Result	RL	SPK value	Ref Val	%REC	LowLimit	HighLimit	%RPD	RPD Limit	Qual
Acenaphthene	0.00208	0.0000500	0.00400	0	51.9	50	110			
Acenaphthylene	0.00226	0.0000500	0.00400	0	56.6	55	110			
Anthracene	0.00222	0.0000500	0.00400	0	55.5	44	110			
Benzo[a]anthracene	0.00262	0.0000500	0.00400	0	65.6	48	115			
Benzo[a]pyrene	0.00256	0.0000500	0.00400	0	63.9	53	112			
Benzo[b]fluoranthene	0.00267	0.0000500	0.00400	0	66.9	52	117			
Benzo[g,h,i]perylene	0.00270	0.0000500	0.00400	0	67.6	60	114			
Benzo[k]fluoranthene	0.00259	0.0000500	0.00400	0	64.8	53	124			
Chrysene	0.00259	0.0000500	0.00400	0	64.8	54	122			
Dibenz[a,h]anthracene	0.00269	0.0000100	0.00400	0	67.2	51	120			
Fluoranthene	0.00252	0.0000500	0.00400	0	62.9	40	126			
Fluorene	0.00230	0.0000500	0.00400	0	57.5	54	110			
Indeno[1,2,3-cd]pyrene	0.00272	0.0000500	0.00400	0	67.9	57	116			
Naphthalene	0.00204	0.0000500	0.00400	0	50.9	44	110			
Phenanthrene	0.00221	0.0000500	0.00400	0	55.2	51	114			
Pyrene	0.00260	0.0000500	0.00400	0	65.1	53	120			
Surr: 2-Fluorobiphenyl	3.82		8.000		47.7	40	140			
Surr: 4-Terphenyl-d14	4.56		8.000		57.1	40	140			

Sample ID:	MB-43558	Batch ID:	43558	TestNo:	SW8270C	Units:	mg/L
SampType:	MBLK	Run ID:	GCMS6_101025A	Analysis Date:	10/25/10 01:04 PM	Prep Date:	10/25/10

Analyte	Result	RL	SPK value	Ref Val	%REC	LowLimit	HighLimit	%RPD	RPD Limit	Qual
Acenaphthene	<0.0000250	0.0000500								
Acenaphthylene	<0.0000250	0.0000500								
Anthracene	<0.0000250	0.0000500								
Benzo[a]anthracene	<0.0000250	0.0000500								
Benzo[a]pyrene	<0.0000250	0.0000500								
Benzo[b]fluoranthene	<0.0000250	0.0000500								
Benzo[g,h,i]perylene	<0.0000250	0.0000500								
Benzo[k]fluoranthene	<0.0000250	0.0000500								
Chrysene	<0.0000250	0.0000500								
Dibenz[a,h]anthracene	<0.00000500	0.0000100								
Fluoranthene	<0.0000250	0.0000500								
Fluorene	<0.0000250	0.0000500								
Indeno[1,2,3-cd]pyrene	<0.0000250	0.0000500								
Naphthalene	<0.0000250	0.0000500								
Phenanthrene	<0.0000250	0.0000500								
Pyrene	<0.0000250	0.0000500								
Surr: 2-Fluorobiphenyl	4.65		8.000		58.1	40	140			
Surr: 4-Terphenyl-d14	5.35		8.000		66.9	40	140			

Qualifiers:

B	Analyte detected in the associated Method Blank	R	RPD outside accepted control limits
DF	Dilution Factor	RL	Reporting Limit
J	Analyte detected between MDL and RL	S	Spike Recovery outside control limits
MDL	Method Detection Limit	J	Analyte detected between SDL and RL
ND	Not Detected at the Method Detection Limit	N	Parameter not NELAC certified

CLIENT: Geo Strata Environmental Consultants
Work Order: 1010124
Project: Hillcrest CEI

ANALYTICAL QC SUMMARY REPORT

RunID: GCMS6_101025A

Sample ID:	ICV-101025	Batch ID:	R51958		TestNo:		SW8270C		Units:		mg/L
SampType:	ICV	Run ID:	GCMS6_101025A		Analysis Date:		10/25/10 10:30 AM		Prep Date:		
Analyte		Result	RL	SPK value	Ref Val	%REC	LowLimit	HighLimit	%RPD	RPD Limit	Qual
Acenaphthene		1.89	0.0000500	2.00	0	94.3	80	120			
Acenaphthylene		2.06	0.0000500	2.00	0	103	80	120			
Anthracene		1.81	0.0000500	2.00	0	90.7	80	120			
Benzo[a]anthracene		2.02	0.0000500	2.00	0	101	80	120			
Benzo[a]pyrene		1.95	0.0000500	2.00	0	97.3	80	120			
Benzo[b]fluoranthene		2.03	0.0000500	2.00	0	102	80	120			
Benzo[g,h,i]perylene		2.06	0.0000500	2.00	0	103	80	120			
Benzo[k]fluoranthene		1.94	0.0000500	2.00	0	96.9	80	120			
Chrysene		1.93	0.0000500	2.00	0	96.7	80	120			
Dibenz[a,h]anthracene		2.06	0.0000100	2.00	0	103	80	120			
Fluoranthene		2.12	0.0000500	2.00	0	106	80	120			
Fluorene		1.96	0.0000500	2.00	0	98.1	80	120			
Indeno[1,2,3-cd]pyrene		2.09	0.0000500	2.00	0	104	80	120			
Naphthalene		1.94	0.0000500	2.00	0	96.9	80	120			
Phenanthrene		1.74	0.0000500	2.00	0	87.1	80	120			
Pyrene		2.27	0.0000500	2.00	0	114	80	120			
Surr: 2-Fluorobiphenyl		1750		2000		87.7	40	140			
Surr: 4-Terphenyl-d14		1810		2000		90.5	40	140			

Qualifiers:				
	B	Analyte detected in the associated Method Blank	R	RPD outside accepted control limits
	DF	Dilution Factor	RL	Reporting Limit
	J	Analyte detected between MDL and RL	S	Spike Recovery outside control limits
	MDL	Method Detection Limit	J	Analyte detected between SDL and RL
	ND	Not Detected at the Method Detection Limit	N	Parameter not NELAC certified

CLIENT: Geo Strata Environmental Consultants
Work Order: 1010124
Project: Hillcrest CEI

ANALYTICAL QC SUMMARY REPORT

RunID: GCMS2_101019A

Sample ID:	LCS-43492	Batch ID:	43492	TestNo:	SW8260B	Units:	mg/Kg
SampType:	LCS	Run ID:	GCMS2_101019A	Analysis Date:	10/19/10 05:40 PM	Prep Date:	10/19/10

Analyte	Result	RL	SPK value	Ref Val	%REC	LowLimit	HighLimit	%RPD	RPD Limit	Qual
1,1,1-Trichloroethane	0.0245	0.00500	0.0232	0	106	68	130			
1,1,2,2-Tetrachloroethane	0.0248	0.00500	0.0232	0	107	59	140			
1,1,2-Trichloroethane	0.0240	0.00500	0.0232	0	103	62	127			
1,1,2-Trichlorotrifluoroethane	0.0237	0.0150	0.0232	0	102	57	135			
1,1-Dichloroethane	0.0242	0.00500	0.0232	0	104	73	125			
1,1-Dichloroethene	0.0239	0.00500	0.0232	0	103	65	136			
1,2,4-Trichlorobenzene	0.0266	0.00500	0.0232	0	115	65	131			
1,2-Dibromo-3-chloropropane	0.0250	0.00500	0.0232	0	108	49	135			
1,2-Dibromoethane	0.0248	0.00500	0.0232	0	107	70	124			
1,2-Dichlorobenzene	0.0247	0.00500	0.0232	0	106	74	120			
1,2-Dichloroethane	0.0239	0.00500	0.0232	0	103	72	137			
1,2-Dichloropropane	0.0239	0.00500	0.0232	0	103	71	120			
1,3-Dichlorobenzene	0.0246	0.00500	0.0232	0	106	72	124			
1,4-Dichlorobenzene	0.0249	0.00500	0.0232	0	107	72	125			
2-Butanone	0.0576	0.0150	0.0580	0	99.3	60	135			
2-Hexanone	0.0583	0.0150	0.0580	0	101	50	150			
4-Methyl-2-pentanone	0.0562	0.0150	0.0580	0	97.0	60	135			
Acetone	0.0623	0.0500	0.0580	0	107	40	141			
Benzene	0.0238	0.00500	0.0232	0	103	73	126			
Bromodichloromethane	0.0240	0.00500	0.0232	0	103	72	128			
Bromoform	0.0242	0.00500	0.0232	0	104	66	137			
Bromomethane	0.0245	0.00500	0.0232	0	105	45	141			
Carbon disulfide	0.0241	0.00500	0.0232	0	104	50	150			
Carbon tetrachloride	0.0242	0.00500	0.0232	0	104	67	133			
Chlorobenzene	0.0248	0.00500	0.0232	0	107	75	123			
Chloroethane	0.0240	0.00500	0.0232	0	103	41	141			
Chloroform	0.0243	0.00500	0.0232	0	105	72	124			
Chloromethane	0.0238	0.00500	0.0232	0	103	51	129			
cis-1,2-Dichloroethene	0.0239	0.00500	0.0232	0	103	67	125			
cis-1,3-Dichloropropene	0.0241	0.00500	0.0232	0	104	72	126			
Cyclohexane	0.0250	0.0150	0.0232	0	108	40	158			N
Dibromochloromethane	0.0245	0.00500	0.0232	0	105	66	130			
Dichlorodifluoromethane	0.0256	0.00500	0.0232	0	110	34	136			
Ethylbenzene	0.0249	0.00500	0.0232	0	107	74	127			
Isopropylbenzene	0.0256	0.00500	0.0232	0	110	77	129			
m,p-Xylene	0.0508	0.00500	0.0464	0	109	79	126			
Methyl Acetate	0.0235	0.0150	0.0232	0	101	50	150			
Methyl tert-butyl ether	0.0232	0.00500	0.0232	0	99.9	50	135			
Methylcyclohexane	0.0245	0.0150	0.0232	0	105	50	150			
Methylene chloride	0.0244	0.00500	0.0232	0	105	63	137			
o-Xylene	0.0250	0.00500	0.0232	0	108	77	125			
Styrene	0.0250	0.00500	0.0232	0	108	74	128			
Tetrachloroethene	0.0251	0.00500	0.0232	0	108	67	139			
Toluene	0.0238	0.00500	0.0232	0	103	71	127			

Qualifiers:

B	Analyte detected in the associated Method Blank	R	RPD outside accepted control limits
DF	Dilution Factor	RL	Reporting Limit
J	Analyte detected between MDL and RL	S	Spike Recovery outside control limits
MDL	Method Detection Limit	J	Analyte detected between SDL and RL
ND	Not Detected at the Method Detection Limit	N	Parameter not NELAC certified

CLIENT: Geo Strata Environmental Consultants
Work Order: 1010124
Project: Hillcrest CEI

ANALYTICAL QC SUMMARY REPORT

RunID: GCMS2_101019A

trans-1,2-Dichloroethene	0.0246	0.00500	0.0232	0	106	66	134
trans-1,3-Dichloropropene	0.0243	0.00500	0.0232	0	105	65	127
Trichloroethene	0.0240	0.00500	0.0232	0	103	77	124
Trichlorofluoromethane	0.0240	0.0150	0.0232	0	103	49	139
Vinyl chloride	0.0231	0.00500	0.0232	0	99.6	58	126
Surr: 1,2-Dichloroethane-d4	50.6		50.00		101	52	149
Surr: 4-Bromofluorobenzene	50.4		50.00		101	84	118
Surr: Dibromofluoromethane	49.8		50.00		99.7	65	135
Surr: Toluene-d8	51.4		50.00		103	84	116

Sample ID:	MB-43492	Batch ID:	43492	TestNo:	SW8260B	Units:	mg/Kg
SampType:	MBLK	Run ID:	GCMS2_101019A	Analysis Date:	10/19/10 06:50 PM	Prep Date:	10/19/10

Analyte	Result	RL	SPK value	Ref Val	%REC	LowLimit	HighLimit	%RPD	RPD Limit	Qual
1,1,1-Trichloroethane	<0.00100	0.00500								
1,1,2,2-Tetrachloroethane	<0.00100	0.00500								
1,1,2-Trichloroethane	<0.00100	0.00500								
1,1,2-Trichlorotrifluoroethane	<0.00500	0.0150								
1,1-Dichloroethane	<0.00100	0.00500								
1,1-Dichloroethene	<0.00100	0.00500								
1,2,4-Trichlorobenzene	<0.00100	0.00500								
1,2-Dibromo-3-chloropropane	<0.00100	0.00500								
1,2-Dibromoethane	<0.00100	0.00500								
1,2-Dichlorobenzene	<0.00100	0.00500								
1,2-Dichloroethane	<0.00100	0.00500								
1,2-Dichloropropane	<0.00100	0.00500								
1,3-Dichlorobenzene	<0.00100	0.00500								
1,4-Dichlorobenzene	<0.00100	0.00500								
2-Butanone	<0.00500	0.0150								
2-Hexanone	<0.00500	0.0150								
4-Methyl-2-pentanone	<0.00500	0.0150								
Acetone	<0.0150	0.0500								
Benzene	<0.00100	0.00500								
Bromodichloromethane	<0.00100	0.00500								
Bromoform	<0.00100	0.00500								
Bromomethane	<0.00100	0.00500								
Carbon disulfide	<0.00100	0.00500								
Carbon tetrachloride	<0.00100	0.00500								
Chlorobenzene	<0.00100	0.00500								
Chloroethane	<0.00100	0.00500								
Chloroform	<0.00100	0.00500								
Chloromethane	<0.00100	0.00500								
cis-1,2-Dichloroethene	<0.00100	0.00500								
cis-1,3-Dichloropropene	<0.00100	0.00500								
Cyclohexane	<0.00500	0.0150								N
Dibromochloromethane	<0.00100	0.00500								
Dichlorodifluoromethane	<0.00100	0.00500								
Ethylbenzene	<0.00100	0.00500								

Qualifiers:				
	B	Analyte detected in the associated Method Blank	R	RPD outside accepted control limits
	DF	Dilution Factor	RL	Reporting Limit
	J	Analyte detected between MDL and RL	S	Spike Recovery outside control limits
	MDL	Method Detection Limit	J	Analyte detected between SDL and RL
	ND	Not Detected at the Method Detection Limit	N	Parameter not NELAC certified

CLIENT: Geo Strata Environmental Consultants
Work Order: 1010124
Project: Hillcrest CEI

ANALYTICAL QC SUMMARY REPORT

RunID: GCMS2_101019A

Isopropylbenzene	<0.00100	0.00500
m,p-Xylene	<0.00100	0.00500
Methyl Acetate	<0.00500	0.0150
Methyl tert-butyl ether	<0.00100	0.00500
Methylcyclohexane	<0.00500	0.0150
Methylene chloride	<0.00500	0.00500
o-Xylene	<0.00100	0.00500
Styrene	<0.00100	0.00500
Tetrachloroethene	<0.00100	0.00500
Toluene	<0.00100	0.00500
trans-1,2-Dichloroethene	<0.00100	0.00500
trans-1,3-Dichloropropene	<0.00100	0.00500
Trichloroethene	<0.00100	0.00500
Trichlorofluoromethane	<0.00500	0.0150
Vinyl chloride	<0.00100	0.00500

Surr: 1,2-Dichloroethane-d4	47.4	50.00	94.9	52	149
Surr: 4-Bromofluorobenzene	51.8	50.00	104	84	118
Surr: Dibromofluoromethane	48.4	50.00	96.8	65	135
Surr: Toluene-d8	51.6	50.00	103	84	116

Sample ID:	1010124-06AMS	Batch ID:	43492	TestNo:	SW8260B	Units:	mg/Kg-dry
SampType:	MS	Run ID:	GCMS2_101019A	Analysis Date:	10/19/10 07:56 PM	Prep Date:	10/19/10

Analyte	Result	RL	SPK value	Ref Val	%REC	LowLimit	HighLimit	%RPD	RPD Limit	Qual
1,1,1-Trichloroethane	0.0260	0.00547	0.0254	0	103	68	130			
1,1,2,2-Tetrachloroethane	0.0181	0.00547	0.0254	0	71.3	59	140			
1,1,2-Trichloroethane	0.0233	0.00547	0.0254	0	91.9	62	127			
1,1,2-Trichlorotrifluoroethane	0.0251	0.0164	0.0254	0	98.9	57	135			
1,1-Dichloroethane	0.0254	0.00547	0.0254	0	100	73	125			
1,1-Dichloroethene	0.0254	0.00547	0.0254	0	100	65	136			
1,2,4-Trichlorobenzene	0.0246	0.00547	0.0254	0	96.9	65	131			
1,2-Dibromo-3-chloropropane	0.0219	0.00547	0.0254	0	86.4	49	135			
1,2-Dibromoethane	0.0241	0.00547	0.0254	0	95.0	70	124			
1,2-Dichlorobenzene	0.0250	0.00547	0.0254	0	98.6	74	120			
1,2-Dichloroethane	0.0244	0.00547	0.0254	0	96.2	72	137			
1,2-Dichloropropane	0.0242	0.00547	0.0254	0	95.5	71	120			
1,3-Dichlorobenzene	0.0252	0.00547	0.0254	0	99.2	72	124			
1,4-Dichlorobenzene	0.0249	0.00547	0.0254	0	98.1	72	125			
2-Butanone	0.0522	0.0164	0.0634	0	82.3	60	135			
2-Hexanone	0.0536	0.0164	0.0634	0	84.6	50	150			
4-Methyl-2-pentanone	0.0541	0.0164	0.0634	0	85.3	60	135			
Acetone	0.0561	0.0547	0.0634	0	88.5	40	141			
Benzene	0.0246	0.00547	0.0254	0	97.1	73	126			
Bromodichloromethane	0.0243	0.00547	0.0254	0	95.8	72	128			
Bromoform	0.0233	0.00547	0.0254	0	92.0	66	137			
Bromomethane	0.0267	0.00547	0.0254	0	105	45	141			
Carbon disulfide	0.0255	0.00547	0.0254	0	101	50	150			
Carbon tetrachloride	0.0256	0.00547	0.0254	0	101	67	133			

Qualifiers:

B	Analyte detected in the associated Method Blank	R	RPD outside accepted control limits
DF	Dilution Factor	RL	Reporting Limit
J	Analyte detected between MDL and RL	S	Spike Recovery outside control limits
MDL	Method Detection Limit	J	Analyte detected between SDL and RL
ND	Not Detected at the Method Detection Limit	N	Parameter not NELAC certified

CLIENT: Geo Strata Environmental Consultants
Work Order: 1010124
Project: Hillcrest CEI

ANALYTICAL QC SUMMARY REPORT

RunID: GCMS2_101019A

Chlorobenzene	0.0254	0.00547	0.0254	0	100	75	123	
Chloroethane	0.0262	0.00547	0.0254	0	103	41	141	
Chloroform	0.0252	0.00547	0.0254	0	99.2	72	124	
Chloromethane	0.0257	0.00547	0.0254	0	101	51	129	
cis-1,2-Dichloroethene	0.0246	0.00547	0.0254	0	97.0	67	125	
cis-1,3-Dichloropropene	0.0240	0.00547	0.0254	0	94.4	72	126	
Cyclohexane	0.0261	0.0164	0.0254	0	103	40	158	N
Dibromochloromethane	0.0243	0.00547	0.0254	0	95.7	66	130	
Dichlorodifluoromethane	0.0293	0.00547	0.0254	0	116	34	136	
Ethylbenzene	0.0258	0.00547	0.0254	0	102	74	127	
Isopropylbenzene	0.0265	0.00547	0.0254	0	104	77	129	
m,p-Xylene	0.0523	0.00547	0.0507	0	103	79	126	
Methyl Acetate	0.0214	0.0164	0.0254	0	84.5	50	150	
Methyl tert-butyl ether	0.0228	0.00547	0.0254	0	89.7	50	135	
Methylcyclohexane	0.0256	0.0164	0.0254	0	101	50	150	
Methylene chloride	0.0254	0.00547	0.0254	0	100	63	137	
o-Xylene	0.0260	0.00547	0.0254	0	103	77	125	
Styrene	0.0258	0.00547	0.0254	0	102	74	128	
Tetrachloroethene	0.0268	0.00547	0.0254	0	106	67	139	
Toluene	0.0247	0.00547	0.0254	0	97.5	71	127	
trans-1,2-Dichloroethene	0.0254	0.00547	0.0254	0	100	66	134	
trans-1,3-Dichloropropene	0.0239	0.00547	0.0254	0	94.3	65	127	
Trichloroethene	0.0301	0.00547	0.0254	0	119	77	124	
Trichlorofluoromethane	0.0262	0.0164	0.0254	0	103	49	139	
Vinyl chloride	0.0251	0.00547	0.0254	0	99.0	58	126	
Surr: 1,2-Dichloroethane-d4	54.2		54.68		99.2	52	149	
Surr: 4-Bromofluorobenzene	55.8		54.68		102	84	118	
Surr: Dibromofluoromethane	53.1		54.68		97.0	65	135	
Surr: Toluene-d8	56.9		54.68		104	84	116	

Sample ID:	1010124-06AMSD	Batch ID:	43492	TestNo:	SW8260B	Units:	mg/Kg-dry
SampType:	MSD	Run ID:	GCMS2_101019A	Analysis Date:	10/19/10 08:29 PM	Prep Date:	10/19/10

Analyte	Result	RL	SPK value	Ref Val	%REC	LowLimit	HighLimit	%RPD	RPD Limit	Qual
1,1,1-Trichloroethane	0.0246	0.00535	0.0248	0	99.1	68	130	5.61	30	
1,1,2,2-Tetrachloroethane	0.0174	0.00535	0.0248	0	69.9	59	140	4.16	30	
1,1,2-Trichloroethane	0.0229	0.00535	0.0248	0	92.0	62	127	2.01	30	
1,1,2-Trichlorotrifluoroethane	0.0241	0.0161	0.0248	0	97.0	57	135	4.09	30	
1,1-Dichloroethane	0.0246	0.00535	0.0248	0	99.1	73	125	3.27	30	
1,1-Dichloroethene	0.0248	0.00535	0.0248	0	100	65	136	2.45	30	
1,2,4-Trichlorobenzene	0.0246	0.00535	0.0248	0	99.1	65	131	0.092	30	
1,2-Dibromo-3-chloropropane	0.0232	0.00535	0.0248	0	93.2	49	135	5.43	30	
1,2-Dibromoethane	0.0240	0.00535	0.0248	0	96.8	70	124	0.308	30	
1,2-Dichlorobenzene	0.0244	0.00535	0.0248	0	98.1	74	120	2.59	30	
1,2-Dichloroethane	0.0233	0.00535	0.0248	0	93.9	72	137	4.55	30	
1,2-Dichloropropane	0.0237	0.00535	0.0248	0	95.5	71	120	2.15	30	
1,3-Dichlorobenzene	0.0245	0.00535	0.0248	0	98.5	72	124	2.80	30	
1,4-Dichlorobenzene	0.0248	0.00535	0.0248	0	100	72	125	0.279	30	

Qualifiers:

B	Analyte detected in the associated Method Blank	R	RPD outside accepted control limits
DF	Dilution Factor	RL	Reporting Limit
J	Analyte detected between MDL and RL	S	Spike Recovery outside control limits
MDL	Method Detection Limit	J	Analyte detected between SDL and RL
ND	Not Detected at the Method Detection Limit	N	Parameter not NELAC certified

CLIENT: Geo Strata Environmental Consultants
Work Order: 1010124
Project: Hillcrest CEI

ANALYTICAL QC SUMMARY REPORT

RunID: GCMS2_101019A

2-Butanone	0.0535	0.0161	0.0621	0	86.2	60	135	2.49	30	
2-Hexanone	0.0561	0.0161	0.0621	0	90.3	50	150	4.44	30	
4-Methyl-2-pentanone	0.0560	0.0161	0.0621	0	90.2	60	135	3.39	30	
Acetone	0.0557	0.0535	0.0621	0	89.7	40	141	0.815	30	
Benzene	0.0241	0.00535	0.0248	0	97.0	73	126	2.28	30	
Bromodichloromethane	0.0234	0.00535	0.0248	0	94.4	72	128	3.65	30	
Bromoform	0.0227	0.00535	0.0248	0	91.6	66	137	2.62	30	
Bromomethane	0.0249	0.00535	0.0248	0	100	45	141	7.06	30	
Carbon disulfide	0.0245	0.00535	0.0248	0	98.5	50	150	4.36	30	
Carbon tetrachloride	0.0241	0.00535	0.0248	0	97.1	67	133	6.20	30	
Chlorobenzene	0.0248	0.00535	0.0248	0	99.9	75	123	2.28	30	
Chloroethane	0.0244	0.00535	0.0248	0	98.4	41	141	6.90	30	
Chloroform	0.0247	0.00535	0.0248	0	99.4	72	124	1.93	30	
Chloromethane	0.0240	0.00535	0.0248	0	96.5	51	129	7.12	30	
cis-1,2-Dichloroethene	0.0239	0.00535	0.0248	0	96.2	67	125	3.04	30	
cis-1,3-Dichloropropene	0.0230	0.00535	0.0248	0	92.8	72	126	3.90	30	
Cyclohexane	0.0249	0.0161	0.0248	0	100	40	158	4.53	30	N
Dibromochloromethane	0.0243	0.00535	0.0248	0	98.0	66	130	0.253	30	
Dichlorodifluoromethane	0.0274	0.00535	0.0248	0	110	34	136	7.00	30	
Ethylbenzene	0.0251	0.00535	0.0248	0	101	74	127	2.79	30	
Isopropylbenzene	0.0255	0.00535	0.0248	0	103	77	129	3.73	30	
m,p-Xylene	0.0509	0.00535	0.0497	0	103	79	126	2.63	30	
Methyl Acetate	0.0213	0.0161	0.0248	0	85.6	50	150	0.833	30	
Methyl tert-butyl ether	0.0227	0.00535	0.0248	0	91.3	50	135	0.435	30	
Methylcyclohexane	0.0245	0.0161	0.0248	0	98.5	50	150	4.70	30	
Methylene chloride	0.0246	0.00535	0.0248	0	99.1	63	137	3.40	30	
o-Xylene	0.0252	0.00535	0.0248	0	102	77	125	3.12	30	
Styrene	0.0251	0.00535	0.0248	0	101	74	128	2.83	30	
Tetrachloroethene	0.0262	0.00535	0.0248	0	105	67	139	2.35	30	
Toluene	0.0239	0.00535	0.0248	0	96.3	71	127	3.35	30	
trans-1,2-Dichloroethene	0.0245	0.00535	0.0248	0	98.8	66	134	3.45	30	
trans-1,3-Dichloropropene	0.0228	0.00535	0.0248	0	91.8	65	127	4.84	30	
Trichloroethene	0.0298	0.00535	0.0248	0	120	77	124	1.17	30	
Trichlorofluoromethane	0.0242	0.0161	0.0248	0	97.6	49	139	7.90	30	
Vinyl chloride	0.0237	0.00535	0.0248	0	95.3	58	126	5.97	30	
Surr: 1,2-Dichloroethane-d4	51.9		53.52		97.0	52	149	0	0	
Surr: 4-Bromofluorobenzene	55.0		53.52		103	84	118	0	0	
Surr: Dibromofluoromethane	51.3		53.52		95.9	65	135	0	0	
Surr: Toluene-d8	56.9		53.52		106	84	116	0	0	

Qualifiers:

B	Analyte detected in the associated Method Blank	R	RPD outside accepted control limits
DF	Dilution Factor	RL	Reporting Limit
J	Analyte detected between MDL and RL	S	Spike Recovery outside control limits
MDL	Method Detection Limit	J	Analyte detected between SDL and RL
ND	Not Detected at the Method Detection Limit	N	Parameter not NELAC certified

CLIENT: Geo Strata Environmental Consultants
Work Order: 1010124
Project: Hillcrest CEI

ANALYTICAL QC SUMMARY REPORT

RunID: GCMS2_101019A

Sample ID:	ICV-101019	Batch ID:	R51861		TestNo:		SW8260B		Units:		mg/Kg
SampType:	ICV	Run ID:	GCMS2_101019A		Analysis Date:		10/19/10 05:05 PM		Prep Date:		
Analyte		Result	RL	SPK value	Ref Val	%REC	LowLimit	HighLimit	%RPD	RPD Limit	Qual
1,1,1-Trichloroethane		0.0484	0.00500	0.0464	0	104	70	130			
1,1,2,2-Tetrachloroethane		0.0478	0.00500	0.0464	0	103	70	130			
1,1,2-Trichloroethane		0.0474	0.00500	0.0464	0	102	70	130			
1,1,2-Trichlorotrifluoroethane		0.0462	0.0150	0.0464	0	99.7	70	130			
1,1-Dichloroethane		0.0478	0.00500	0.0464	0	103	70	130			
1,1-Dichloroethene		0.0459	0.00500	0.0464	0	98.9	80	120			
1,2,4-Trichlorobenzene		0.0500	0.00500	0.0464	0	108	70	130			
1,2-Dibromo-3-chloropropane		0.0506	0.00500	0.0464	0	109	70	130			
1,2-Dibromoethane		0.0486	0.00500	0.0464	0	105	70	130			
1,2-Dichlorobenzene		0.0473	0.00500	0.0464	0	102	70	130			
1,2-Dichloroethane		0.0478	0.00500	0.0464	0	103	70	130			
1,2-Dichloropropane		0.0467	0.00500	0.0464	0	101	80	120			
1,3-Dichlorobenzene		0.0468	0.00500	0.0464	0	101	70	130			
1,4-Dichlorobenzene		0.0471	0.00500	0.0464	0	101	70	130			
2-Butanone		0.113	0.0150	0.116	0	97.8	70	130			
2-Hexanone		0.114	0.0150	0.116	0	98.4	70	130			
4-Methyl-2-pentanone		0.110	0.0150	0.116	0	94.5	70	130			
Acetone		0.124	0.0500	0.116	0	107	70	130			
Benzene		0.0457	0.00500	0.0464	0	98.6	70	130			
Bromodichloromethane		0.0477	0.00500	0.0464	0	103	70	130			
Bromoform		0.0490	0.00500	0.0464	0	106	70	130			
Bromomethane		0.0462	0.00500	0.0464	0	99.7	70	130			
Carbon disulfide		0.0466	0.00500	0.0464	0	100	70	130			
Carbon tetrachloride		0.0483	0.00500	0.0464	0	104	70	130			
Chlorobenzene		0.0477	0.00500	0.0464	0	103	70	130			
Chloroethane		0.0476	0.00500	0.0464	0	103	70	130			
Chloroform		0.0483	0.00500	0.0464	0	104	80	120			
Chloromethane		0.0457	0.00500	0.0464	0	98.4	70	130			
cis-1,2-Dichloroethene		0.0465	0.00500	0.0464	0	100	70	130			
cis-1,3-Dichloropropene		0.0478	0.00500	0.0464	0	103	70	130			
Cyclohexane		0.0479	0.0150	0.0464	0	103	70	130			N
Dibromochloromethane		0.0490	0.00500	0.0464	0	106	70	130			
Dichlorodifluoromethane		0.0492	0.00500	0.0464	0	106	70	130			
Ethylbenzene		0.0480	0.00500	0.0464	0	103	80	120			
Isopropylbenzene		0.0488	0.00500	0.0464	0	105	70	130			
m,p-Xylene		0.0972	0.00500	0.0928	0	105	70	130			
Methyl Acetate		0.0480	0.0150	0.0464	0	103	70	130			
Methyl tert-butyl ether		0.0463	0.00500	0.0464	0	99.7	70	130			
Methylcyclohexane		0.0474	0.0150	0.0464	0	102	70	130			
Methylene chloride		0.0458	0.00500	0.0464	0	98.8	70	130			
o-Xylene		0.0484	0.00500	0.0464	0	104	70	130			
Styrene		0.0489	0.00500	0.0464	0	105	70	130			
Tetrachloroethene		0.0486	0.00500	0.0464	0	105	70	130			
Toluene		0.0463	0.00500	0.0464	0	99.9	80	120			

Qualifiers:				
	B	Analyte detected in the associated Method Blank	R	RPD outside accepted control limits
	DF	Dilution Factor	RL	Reporting Limit
	J	Analyte detected between MDL and RL	S	Spike Recovery outside control limits
	MDL	Method Detection Limit	J	Analyte detected between SDL and RL
	ND	Not Detected at the Method Detection Limit	N	Parameter not NELAC certified

CLIENT: Geo Strata Environmental Consultants
Work Order: 1010124
Project: Hillcrest CEI

ANALYTICAL QC SUMMARY REPORT

RunID: GCMS2_101019A

trans-1,2-Dichloroethene	0.0472	0.00500	0.0464	0	102	70	130
trans-1,3-Dichloropropene	0.0487	0.00500	0.0464	0	105	70	130
Trichloroethene	0.0466	0.00500	0.0464	0	100	70	130
Trichlorofluoromethane	0.0482	0.0150	0.0464	0	104	70	130
Vinyl chloride	0.0445	0.00500	0.0464	0	96.0	80	120
Surr: 1,2-Dichloroethane-d4	49.4		50.00		98.9	52	149
Surr: 4-Bromofluorobenzene	50.4		50.00		101	84	118
Surr: Dibromofluoromethane	50.2		50.00		100	65	135
Surr: Toluene-d8	51.2		50.00		102	84	116

Qualifiers:

B	Analyte detected in the associated Method Blank	R	RPD outside accepted control limits
DF	Dilution Factor	RL	Reporting Limit
J	Analyte detected between MDL and RL	S	Spike Recovery outside control limits
MDL	Method Detection Limit	J	Analyte detected between SDL and RL
ND	Not Detected at the Method Detection Limit	N	Parameter not NELAC certified

CLIENT: Geo Strata Environmental Consultants
Work Order: 1010124
Project: Hillcrest CEI

ANALYTICAL QC SUMMARY REPORT

RunID: GCMS5_101020C

Sample ID:	LCS-43453	Batch ID:	43453		TestNo:		SW8260B		Units:		mg/L
SampType:	LCS	Run ID:	GCMS5_101020C		Analysis Date:		10/20/10 10:13 AM		Prep Date:		10/20/10
Analyte		Result	RL	SPK value	Ref Val	%REC	LowLimit	HighLimit	%RPD	RPD Limit	Qual
1,1,1-Trichloroethane		0.0232	0.00100	0.0232	0	99.8	67	132			
1,1,2,2-Tetrachloroethane		0.0236	0.00100	0.0232	0	102	63	128			
1,1,2-Trichloroethane		0.0258	0.00100	0.0232	0	111	75	125			
1,1,2-Trichlorotrifluoroethane		0.0226	0.0150	0.0232	0	97.5	67	125			
1,1-Dichloroethane		0.0243	0.00100	0.0232	0	105	69	133			
1,1-Dichloroethene		0.0223	0.00100	0.0232	0	95.9	68	130			
1,2,4-Trichlorobenzene		0.0224	0.00500	0.0232	0	96.6	66	134			
1,2-Dibromo-3-chloropropane		0.0206	0.0100	0.0232	0	88.6	50	132			
1,2-Dibromoethane		0.0248	0.00100	0.0232	0	107	80	121			
1,2-Dichlorobenzene		0.0247	0.00100	0.0232	0	107	75	122			
1,2-Dichloroethane		0.0228	0.00100	0.0232	0	98.2	69	132			
1,2-Dichloropropane		0.0262	0.00100	0.0232	0	113	75	125			
1,3-Dichlorobenzene		0.0239	0.00100	0.0232	0	103	75	124			
1,4-Dichlorobenzene		0.0227	0.00100	0.0232	0	97.8	74	123			
2-Butanone		0.0260	0.0150	0.0232	0	112	49	136			
2-Hexanone		0.0248	0.0150	0.0232	0	107	50	150			
4-Methyl-2-pentanone		0.0245	0.0150	0.0232	0	106	60	134			
Acetone		0.0257	0.0150	0.0232	0	111	40	135			
Benzene		0.0257	0.00100	0.0232	0	111	81	122			
Bromodichloromethane		0.0240	0.00100	0.0232	0	103	76	121			
Bromoform		0.0238	0.00100	0.0232	0	103	69	128			
Bromomethane		0.0205	0.00100	0.0232	0	88.5	53	141			
Carbon disulfide		0.0214	0.0150	0.0232	0	92.1	50	150			
Carbon tetrachloride		0.0220	0.00100	0.0232	0	95.0	66	138			
Chlorobenzene		0.0232	0.00100	0.0232	0	100	81	122			
Chloroethane		0.0228	0.00100	0.0232	0	98.4	58	133			
Chloroform		0.0236	0.00100	0.0232	0	102	69	128			
Chloromethane		0.0248	0.00100	0.0232	0	107	56	131			
cis-1,2-Dichloroethene		0.0259	0.00100	0.0232	0	111	72	126			
cis-1,3-Dichloropropene		0.0239	0.00100	0.0232	0	103	69	131			
Cyclohexane		0.0251	0.0150	0.0232	0	108	40	161			N
Dibromochloromethane		0.0226	0.00100	0.0232	0	97.5	66	133			
Dichlorodifluoromethane		0.0230	0.00100	0.0232	0	99.1	53	153			
Ethylbenzene		0.0239	0.00100	0.0232	0	103	80	120			
Isopropylbenzene		0.0228	0.00100	0.0232	0	98.4	75	127			
m,p-Xylene		0.0498	0.00200	0.0464	0	107	80	120			
Methyl Acetate		0.0247	0.0150	0.0232	0	107	50	150			
Methyl tert-butyl ether		0.0266	0.00100	0.0232	0	115	68	123			
Methylcyclohexane		0.0236	0.0150	0.0232	0	102	70	130			
Methylene chloride		0.0256	0.00250	0.0232	0	110	63	137			
o-Xylene		0.0232	0.00100	0.0232	0	99.8	80	120			
Styrene		0.0234	0.00100	0.0232	0	101	65	134			
Tetrachloroethene		0.0232	0.00200	0.0232	0	100	66	128			
Toluene		0.0247	0.00200	0.0232	0	107	80	120			

Qualifiers:				
	B	Analyte detected in the associated Method Blank	R	RPD outside accepted control limits
	DF	Dilution Factor	RL	Reporting Limit
	J	Analyte detected between MDL and RL	S	Spike Recovery outside control limits
	MDL	Method Detection Limit	J	Analyte detected between SDL and RL
	ND	Not Detected at the Method Detection Limit	N	Parameter not NELAC certified

CLIENT: Geo Strata Environmental Consultants
Work Order: 1010124
Project: Hillcrest CEI

ANALYTICAL QC SUMMARY REPORT

RunID: GCMS5_101020C

trans-1,2-Dichloroethene	0.0253	0.00100	0.0232	0	109	63	137
trans-1,3-Dichloropropene	0.0253	0.00100	0.0232	0	109	59	135
Trichloroethene	0.0245	0.00200	0.0232	0	106	70	127
Trichlorofluoromethane	0.0224	0.00100	0.0232	0	96.3	57	129
Vinyl chloride	0.0252	0.00100	0.0232	0	108	50	134
Surr: 1,2-Dichloroethane-d4	177		200.0		88.6	72	119
Surr: 4-Bromofluorobenzene	195		200.0		97.3	76	119
Surr: Dibromofluoromethane	195		200.0		97.7	85	115
Surr: Toluene-d8	191		200.0		95.5	81	120

Sample ID:	MB-43453	Batch ID:	43453	TestNo:	SW8260B	Units:	mg/L
SampType:	MBLK	Run ID:	GCMS5_101020C	Analysis Date:	10/20/10 11:03 AM	Prep Date:	10/20/10

Analyte	Result	RL	SPK value	Ref Val	%REC	LowLimit	HighLimit	%RPD	RPD Limit	Qual
1,1,1-Trichloroethane	<0.000200	0.00100								
1,1,2,2-Tetrachloroethane	<0.000200	0.00100								
1,1,2-Trichloroethane	<0.000200	0.00100								
1,1,2-Trichlorotrifluoroethane	<0.00500	0.0150								
1,1-Dichloroethane	<0.000200	0.00100								
1,1-Dichloroethene	<0.000200	0.00100								
1,2,4-Trichlorobenzene	<0.00150	0.00500								
1,2-Dibromo-3-chloropropane	<0.00300	0.0100								
1,2-Dibromoethane	<0.000200	0.00100								
1,2-Dichlorobenzene	<0.000300	0.00100								
1,2-Dichloroethane	<0.000300	0.00100								
1,2-Dichloropropane	<0.000200	0.00100								
1,3-Dichlorobenzene	<0.000300	0.00100								
1,4-Dichlorobenzene	<0.000300	0.00100								
2-Butanone	<0.00500	0.0150								
2-Hexanone	<0.00500	0.0150								
4-Methyl-2-pentanone	<0.00500	0.0150								
Acetone	<0.00500	0.0150								
Benzene	<0.000200	0.00100								
Bromodichloromethane	<0.000200	0.00100								
Bromoform	<0.000200	0.00100								
Bromomethane	<0.000300	0.00100								
Carbon disulfide	<0.00500	0.0150								
Carbon tetrachloride	<0.000200	0.00100								
Chlorobenzene	<0.000200	0.00100								
Chloroethane	<0.000300	0.00100								
Chloroform	<0.000300	0.00100								
Chloromethane	<0.000300	0.00100								
cis-1,2-Dichloroethene	<0.000200	0.00100								
cis-1,3-Dichloropropene	<0.000200	0.00100								
Cyclohexane	<0.00500	0.0150								N
Dibromochloromethane	<0.000200	0.00100								
Dichlorodifluoromethane	<0.000200	0.00100								
Ethylbenzene	<0.000300	0.00100								

Qualifiers:				
	B	Analyte detected in the associated Method Blank	R	RPD outside accepted control limits
	DF	Dilution Factor	RL	Reporting Limit
	J	Analyte detected between MDL and RL	S	Spike Recovery outside control limits
	MDL	Method Detection Limit	J	Analyte detected between SDL and RL
	ND	Not Detected at the Method Detection Limit	N	Parameter not NELAC certified

CLIENT: Geo Strata Environmental Consultants
Work Order: 1010124
Project: Hillcrest CEI

ANALYTICAL QC SUMMARY REPORT

RunID: GCMS5_101020C

Isopropylbenzene	<0.000200	0.00100				
m,p-Xylene	<0.000600	0.00200				
Methyl Acetate	<0.00500	0.0150				
Methyl tert-butyl ether	<0.000300	0.00100				
Methylcyclohexane	<0.00500	0.0150				
Methylene chloride	<0.00250	0.00250				
o-Xylene	<0.000300	0.00100				
Styrene	<0.000200	0.00100				
Tetrachloroethene	<0.000600	0.00200				
Toluene	<0.000600	0.00200				
trans-1,2-Dichloroethene	<0.000200	0.00100				
trans-1,3-Dichloropropene	<0.000200	0.00100				
Trichloroethene	<0.000600	0.00200				
Trichlorofluoromethane	<0.000200	0.00100				
Vinyl chloride	<0.000100	0.00100				
Surr: 1,2-Dichloroethane-d4	181		200.0	90.5	72	119
Surr: 4-Bromofluorobenzene	206		200.0	103	76	119
Surr: Dibromofluoromethane	196		200.0	98.1	85	115
Surr: Toluene-d8	194		200.0	97.0	81	120

Qualifiers:				
	B	Analyte detected in the associated Method Blank	R	RPD outside accepted control limits
	DF	Dilution Factor	RL	Reporting Limit
	J	Analyte detected between MDL and RL	S	Spike Recovery outside control limits
	MDL	Method Detection Limit	J	Analyte detected between SDL and RL
	ND	Not Detected at the Method Detection Limit	N	Parameter not NELAC certified

CLIENT: Geo Strata Environmental Consultants
Work Order: 1010124
Project: Hillcrest CEI

ANALYTICAL QC SUMMARY REPORT

RunID: GCMS5_101020C

Sample ID:	ICV-101020	Batch ID:	R51895		TestNo:		SW8260B		Units:		mg/L
SampType:	ICV	Run ID:	GCMS5_101020C		Analysis Date:		10/20/10 09:43 AM		Prep Date:		
Analyte		Result	RL	SPK value	Ref Val	%REC	LowLimit	HighLimit	%RPD	RPD Limit	Qual
1,1,1-Trichloroethane		0.0465	0.00100	0.0464	0	100	70	130			
1,1,2,2-Tetrachloroethane		0.0459	0.00100	0.0464	0	98.8	70	130			
1,1,2-Trichloroethane		0.0523	0.00100	0.0464	0	113	70	130			
1,1,2-Trichlorotrifluoroethane		0.0452	0.0150	0.0464	0	97.4	70	130			
1,1-Dichloroethane		0.0485	0.00100	0.0464	0	105	70	130			
1,1-Dichloroethene		0.0451	0.00100	0.0464	0	97.1	80	120			
1,2,4-Trichlorobenzene		0.0470	0.00500	0.0464	0	101	70	130			
1,2-Dibromo-3-chloropropane		0.0425	0.0100	0.0464	0	91.6	70	130			
1,2-Dibromoethane		0.0508	0.00100	0.0464	0	109	70	130			
1,2-Dichlorobenzene		0.0490	0.00100	0.0464	0	106	70	130			
1,2-Dichloroethane		0.0451	0.00100	0.0464	0	97.2	70	130			
1,2-Dichloropropane		0.0523	0.00100	0.0464	0	113	70	130			
1,3-Dichlorobenzene		0.0471	0.00100	0.0464	0	102	70	130			
1,4-Dichlorobenzene		0.0436	0.00100	0.0464	0	94.0	70	130			
2-Butanone		0.0532	0.0150	0.0464	0	115	70	130			
2-Hexanone		0.0488	0.0150	0.0464	0	105	70	130			
4-Methyl-2-pentanone		0.0506	0.0150	0.0464	0	109	70	130			
Acetone		0.0478	0.0150	0.0464	0	103	70	130			
Benzene		0.0512	0.00100	0.0464	0	110	70	130			
Bromodichloromethane		0.0481	0.00100	0.0464	0	104	70	130			
Bromoform		0.0490	0.00100	0.0464	0	106	70	130			
Bromomethane		0.0385	0.00100	0.0464	0	82.9	70	130			
Carbon disulfide		0.0439	0.0150	0.0464	0	94.7	70	130			
Carbon tetrachloride		0.0442	0.00100	0.0464	0	95.3	70	130			
Chlorobenzene		0.0456	0.00100	0.0464	0	98.4	70	130			
Chloroethane		0.0420	0.00100	0.0464	0	90.4	70	130			
Chloroform		0.0473	0.00100	0.0464	0	102	80	120			
Chloromethane		0.0485	0.00100	0.0464	0	105	70	130			
cis-1,2-Dichloroethene		0.0522	0.00100	0.0464	0	112	70	130			
cis-1,3-Dichloropropene		0.0488	0.00100	0.0464	0	105	70	130			
Cyclohexane		0.0503	0.0150	0.0464	0	108	70	130			N
Dibromochloromethane		0.0462	0.00100	0.0464	0	99.5	70	130			
Dichlorodifluoromethane		0.0446	0.00100	0.0464	0	96.1	70	130			
Ethylbenzene		0.0470	0.00100	0.0464	0	101	80	120			
Isopropylbenzene		0.0460	0.00100	0.0464	0	99.0	70	130			
m,p-Xylene		0.0995	0.00200	0.0928	0	107	70	130			
Methyl Acetate		0.0505	0.0150	0.0464	0	109	70	130			
Methyl tert-butyl ether		0.0545	0.00100	0.0464	0	117	70	130			
Methylcyclohexane		0.0482	0.0150	0.0464	0	104	70	130			
Methylene chloride		0.0499	0.00250	0.0464	0	107	70	130			
o-Xylene		0.0467	0.00100	0.0464	0	101	70	130			
Styrene		0.0465	0.00100	0.0464	0	100	70	130			
Tetrachloroethene		0.0481	0.00200	0.0464	0	104	70	130			
Toluene		0.0506	0.00200	0.0464	0	109	80	120			

Qualifiers:				
	B	Analyte detected in the associated Method Blank	R	RPD outside accepted control limits
	DF	Dilution Factor	RL	Reporting Limit
	J	Analyte detected between MDL and RL	S	Spike Recovery outside control limits
	MDL	Method Detection Limit	J	Analyte detected between SDL and RL
	ND	Not Detected at the Method Detection Limit	N	Parameter not NELAC certified

CLIENT: Geo Strata Environmental Consultants
Work Order: 1010124
Project: Hillcrest CEI

ANALYTICAL QC SUMMARY REPORT

RunID: GCMS5_101020C

trans-1,2-Dichloroethene	0.0512	0.00100	0.0464	0	110	70	130
trans-1,3-Dichloropropene	0.0533	0.00100	0.0464	0	115	70	130
Trichloroethene	0.0503	0.00200	0.0464	0	108	70	130
Trichlorofluoromethane	0.0437	0.00100	0.0464	0	94.2	70	130
Vinyl chloride	0.0492	0.00100	0.0464	0	106	80	120
Surr: 1,2-Dichloroethane-d4	178		200.0		89.1	72	119
Surr: 4-Bromofluorobenzene	187		200.0		93.5	76	119
Surr: Dibromofluoromethane	198		200.0		98.8	85	115
Surr: Toluene-d8	191		200.0		95.6	81	120

Qualifiers:				
	B	Analyte detected in the associated Method Blank	R	RPD outside accepted control limits
	DF	Dilution Factor	RL	Reporting Limit
	J	Analyte detected between MDL and RL	S	Spike Recovery outside control limits
	MDL	Method Detection Limit	J	Analyte detected between SDL and RL
	ND	Not Detected at the Method Detection Limit	N	Parameter not NELAC certified

CLIENT: Geo Strata Environmental Consultants
Work Order: 1010124
Project: Hillcrest CEI

ANALYTICAL QC SUMMARY REPORT

RunID: PMOIST_101021B

Sample ID:	1010124-06C-DUP	Batch ID:	43533	TestNo:	D2216	Units:	WT%
SampType:	DUP	Run ID:	PMOIST_101021B	Analysis Date:	10/22/10 09:00 AM	Prep Date:	10/21/10

Analyte	Result	RL	SPK value	Ref Val	%REC	LowLimit	HighLimit	%RPD	RPD Limit	Qual
Percent Moisture	25.4	0	0	23.55				7.55	30	

Qualifiers:				
	B	Analyte detected in the associated Method Blank	R	RPD outside accepted control limits
	DF	Dilution Factor	RL	Reporting Limit
	J	Analyte detected between MDL and RL	S	Spike Recovery outside control limits
	MDL	Method Detection Limit	J	Analyte detected between SDL and RL
	ND	Not Detected at the Method Detection Limit	N	Parameter not NELAC certified

CLIENT: Geo Strata Environmental Consultants
Work Order: 1010124
Project: Hillcrest CEI

MQL SUMMARY REPORT

TestNo: TX1005 Analyte	MDL mg/Kg	MQL mg/Kg
T/R Hydrocarbons: >C12-C28	7.00	20.0
T/R Hydrocarbons: >C28-C35	7.00	20.0
T/R Hydrocarbons: C6-C12	7.00	20.0
T/R Hydrocarbons: C6-C35	7.00	20.0

TestNo: TX1005 Analyte	MDL mg/L	MQL mg/L
T/R Hydrocarbons: >C12-C28	0.700	2.00
T/R Hydrocarbons: >C28-C35	0.700	2.00
T/R Hydrocarbons: C6-C12	0.700	2.00
T/R Hydrocarbons: C6-C35	0.700	2.00

TestNo: SW8260B Analyte	MDL mg/L	MQL mg/L
1,1,1-Trichloroethane	0.000200	0.00100
1,1,2,2-Tetrachloroethane	0.000200	0.00100
1,1,2-Trichloroethane	0.000200	0.00100
1,1,2-Trichlorotrifluoroethane	0.00500	0.0150
1,1-Dichloroethane	0.000200	0.00100
1,1-Dichloroethene	0.000200	0.00100
1,2,4-Trichlorobenzene	0.00150	0.00500
1,2-Dibromo-3-chloropropane	0.00300	0.0100
1,2-Dibromoethane	0.000200	0.00100
1,2-Dichlorobenzene	0.000300	0.00100
1,2-Dichloroethane	0.000300	0.00100
1,2-Dichloropropane	0.000200	0.00100
1,3-Dichlorobenzene	0.000300	0.00100
1,4-Dichlorobenzene	0.000300	0.00100
2-Butanone	0.00500	0.0150
2-Hexanone	0.00500	0.0150
4-Methyl-2-pentanone	0.00500	0.0150
Acetone	0.00500	0.0150
Benzene	0.000200	0.00100
Bromodichloromethane	0.000200	0.00100
Bromoform	0.000200	0.00100
Bromomethane	0.000300	0.00100
Carbon disulfide	0.00500	0.0150
Carbon tetrachloride	0.000200	0.00100
Chlorobenzene	0.000200	0.00100
Chloroethane	0.000300	0.00100
Chloroform	0.000300	0.00100
Chloromethane	0.000300	0.00100
cis-1,2-Dichloroethene	0.000200	0.00100
cis-1,3-Dichloropropene	0.000200	0.00100
Cyclohexane	0.00500	0.0150
Dibromochloromethane	0.000200	0.00100
Dichlorodifluoromethane	0.000200	0.00100
Ethylbenzene	0.000300	0.00100
Isopropylbenzene	0.000200	0.00100
m,p-Xylene	0.000600	0.00200
Methyl Acetate	0.00500	0.0150
Methyl tert-butyl ether	0.000300	0.00100
Methylcyclohexane	0.00500	0.0150
Methylene chloride	0.00250	0.00250
o-Xylene	0.000300	0.00100
Styrene	0.000200	0.00100
Tetrachloroethene	0.000600	0.00200
Toluene	0.000600	0.00200
trans-1,2-Dichloroethene	0.000200	0.00100
trans-1,3-Dichloropropene	0.000200	0.00100
Trichloroethene	0.000600	0.00200
Trichlorofluoromethane	0.000200	0.00100
Vinyl chloride	0.000100	0.00100

TestNo: SW8260B Analyte	MDL mg/Kg	MQL mg/Kg
1,1,1-Trichloroethane	0.00100	0.00500
1,1,2,2-Tetrachloroethane	0.00100	0.00500
1,1,2-Trichloroethane	0.00100	0.00500
1,1,2-Trichlorotrifluoroethane	0.00500	0.0150
1,1-Dichloroethane	0.00100	0.00500
1,1-Dichloroethene	0.00100	0.00500
1,2,4-Trichlorobenzene	0.00100	0.00500
1,2-Dibromo-3-chloropropane	0.00100	0.00500
1,2-Dibromoethane	0.00100	0.00500
1,2-Dichlorobenzene	0.00100	0.00500
1,2-Dichloroethane	0.00100	0.00500
1,2-Dichloropropane	0.00100	0.00500
1,3-Dichlorobenzene	0.00100	0.00500
1,4-Dichlorobenzene	0.00100	0.00500
2-Butanone	0.00500	0.0150
2-Hexanone	0.00500	0.0150
4-Methyl-2-pentanone	0.00500	0.0150
Acetone	0.0150	0.0500
Benzene	0.00100	0.00500
Bromodichloromethane	0.00100	0.00500
Bromoform	0.00100	0.00500
Bromomethane	0.00100	0.00500
Carbon disulfide	0.00100	0.00500

Qualifiers:
MQL - Method Quantitation Limit as defined by TRRP
MDL - Method Detection Limit as defined by TRRP

CLIENT: Geo Strata Environmental Consultants
Work Order: 1010124
Project: Hillcrest CEI

MQL SUMMARY REPORT

Carbon tetrachloride	0.00100	0.00500
Chlorobenzene	0.00100	0.00500
Chloroethane	0.00100	0.00500
Chloroform	0.00100	0.00500
Chloromethane	0.00100	0.00500
cis-1,2-Dichloroethene	0.00100	0.00500
cis-1,3-Dichloropropene	0.00100	0.00500
Cyclohexane	0.00500	0.0150
Dibromochloromethane	0.00100	0.00500
Dichlorodifluoromethane	0.00100	0.00500
Ethylbenzene	0.00100	0.00500
Isopropylbenzene	0.00100	0.00500
m,p-Xylene	0.00100	0.00500
Methyl Acetate	0.00500	0.0150
Methyl tert-butyl ether	0.00100	0.00500
Methylcyclohexane	0.00500	0.0150
Methylene chloride	0.00500	0.00500
o-Xylene	0.00100	0.00500
Styrene	0.00100	0.00500
Tetrachloroethene	0.00100	0.00500
Toluene	0.00100	0.00500
trans-1,2-Dichloroethene	0.00100	0.00500
trans-1,3-Dichloropropene	0.00100	0.00500
Trichloroethene	0.00100	0.00500
Trichlorofluoromethane	0.00500	0.0150
Vinyl chloride	0.00100	0.00500

TestNo: SW8270C Analyte	MDL mg/Kg	MQL mg/Kg
Acenaphthene	0.0200	0.0500
Acenaphthylene	0.0100	0.0500
Anthracene	0.0100	0.0500
Benzo[a]anthracene	0.0200	0.0500
Benzo[a]pyrene	0.0300	0.0500
Benzo[b]fluoranthene	0.0200	0.0500
Benzo[g,h,i]perylene	0.0200	0.0500
Benzo[k]fluoranthene	0.0300	0.0500
Chrysene	0.0200	0.0500
Dibenz[a,h]anthracene	0.0200	0.0500
Fluoranthene	0.0100	0.0500
Fluorene	0.0100	0.0500
Indeno[1,2,3-cd]pyrene	0.0100	0.0500
Naphthalene	0.0100	0.0500
Phenanthrene	0.0100	0.0500
Pyrene	0.0200	0.0500

TestNo: SW8270C Analyte	MDL mg/L	MQL mg/L
Acenaphthene	0.0000250	0.0000500
Acenaphthylene	0.0000250	0.0000500
Anthracene	0.0000250	0.0000500
Benzo[a]anthracene	0.0000250	0.0000500
Benzo[a]pyrene	0.0000250	0.0000500
Benzo[b]fluoranthene	0.0000250	0.0000500
Benzo[g,h,i]perylene	0.0000250	0.0000500
Benzo[k]fluoranthene	0.0000250	0.0000500
Chrysene	0.0000250	0.0000500
Dibenz[a,h]anthracene	0.00000500	0.0000100
Fluoranthene	0.0000250	0.0000500
Fluorene	0.0000250	0.0000500
Indeno[1,2,3-cd]pyrene	0.0000250	0.0000500
Naphthalene	0.0000250	0.0000500
Phenanthrene	0.0000250	0.0000500
Pyrene	0.0000250	0.0000500

Qualifiers:
MQL - Method Quantitation Limit as defined by TRRP
MDL - Method Detection Limit as defined by TRRP

October 28, 2010

Suzanne Green
Geo Strata Environmental Consultants
4718 College Park
San Antonio, TX 78249

Order No: 1010145

TEL: (210) 492-2558
FAX: (210) 492-8935

RE: Hillcrest CEI

Dear Suzanne Green:

DHL Analytical received 15 sample(s) on 10/20/2010 for the analyses presented in the following report.

There were no problems with the analyses and all data met requirements of NELAC except where noted in the Case Narrative. All non-NELAC methods will be identified accordingly in the case narrative and all estimated uncertainties of test results are within method or EPA specifications.

If you have any questions regarding these tests results, please feel free to call. Thank you for using DHL Analytical.

Sincerely,

John DuPont
General Manager

This report was performed under the accreditation of the State of Texas Laboratory Certification Number: T104704211-10-3

Table of Contents

Miscellaneous Documents 3

Case Narrative 20

Sample Summary 21

Prep Dates Report 22

Analytical Dates Report 24

Sample Results 26

Analytical QC Summary Report 56

MQL Summary Report 83

DHL ANALYTICAL COC 1980

2300 Double Creek Dr. ■ Round Rock, TX 78664
Phone (512) 388-8222 ■ FAX (512) 388-8229
Web: www.dhlanalytical.com
E-Mail: login@dhlanalytical.com

№ 46644

CHAIN-OF-CUSTODY

CLIENT: GEO STRATA ENVIRONMENTAL INC
ADDRESS: 4718 College Park SAN ANTONIO 78249
PHONE: (210) 492-7282 FAX/E-MAIL: (210) 492-8935
DATA REPORTED TO: CHERI KRIEG
ADDITIONAL REPORT COPIES TO:

DATE: 10/19/10 PAGE 1 OF 1
PO #: 354842H DHL WORK ORDER #: 1010145
PROJECT LOCATION OR NAME: HCEI
CLENT PROJECT #: HCEI-760.SL.11 COLLECTOR: PV Schram

Authorize 5% surcharge for TRRP Report? ☑ Yes ☐ No

S=SOIL W=WATER A=AIR L=LIQUID P=PAINT SL=SLUDGE O=OTHER SO=SOLID

Field Sample I.D.	DHL Lab #	Date	Time	Matrix	Container Type	# of Containers	PRESERVATION HCl	HNO_3	H_2SO_4 ☐ NaOH ☐	ICE	UNPRESERVED	ANALYSES BTEX ☐ MTBE ☐ (METHOD 8021)	TPH 1005 ☐ TPH 1006 ☐ HOLD 1006 ☐	GRO (METHOD 8015) ☐ DRO (METHOD 8015) ☐	(VOC 8260) ☐ VOC 624 ☐ VOC 8260/5035 ☐	SVOC 8270 ☐ (SH 8270) HOLD PAH ☐ SVOC 625 ☐	8081 PEST ☐ 608 PEST/PCB ☐ 8270 PEST ☐	8270 O-P PEST ☐ 8082 PCB ☐ 8270 PCB ☐	8321 HERB ☐ 8330 EXPL ☐ PERCHLORATE ☐	METALS 6020 ☐ METALS 2008 ☐ DISS. METALS ☐	RCRA ☐ TX11 ☐ ☐	PH ☐ HEX CHROM ☐ ALKALINITY ☐	CHLORIDE ☐ ANIONS ☐	TCLP-SVOC ☐ VOC ☐ PEST ☐ HERB ☐	TCLP-METALS ☐ RCRA 8 ☐ TX-11 ☐ Pb ☐	RCI ☐ TOX ☐ FLASHPOINT ☐	TDS ☐ TSS ☐ % MOISTURE ☐ CYANIDE ☐	Leg Lab C	Mod. Orch	Hgca Lab	FIELD NOTES
✓ GW-TB3	01	10/19/10		W	40 ml VOAs	2	✓			✓					✓														✓				
✓ SO-SB8-01	02	10/19/10	822	S	Various	8				✓			✓		✓	✓													✓				
✓ SO-SB9-01	03	10/19/10	932	S	Various	8				✓			✓		✓	✓													✓				
~~SO-SB9-02~~		~~10/19/10~~	~~932~~	~~S~~	~~Various~~	~~8~~				~~✓~~			~~✓~~		~~✓~~	~~✓~~													✓				
✓ SO-SB10-01	04	10/19/10	1106	S	Various	8				✓			✓		✓	✓													✓				
✓ SO-MW1-01	05	10/19/10	1370	S	Various	8				✓			✓		✓	✓													✓				
✓ SO-MS/MSD-02	15	10/19/10	1353	S	Various	15				✓			✓		✓	✓													✓				
✓ SO-SB13-01	06	10/19/10	1557	S	Various	8				✓			✓		✓	✓													✓				
✓ SO-FD-2	07	10/19/10	—	S	Various	8				✓			✓		✓	✓													✓				
✓ ~~SO-MW1-02~~		~~10/19/10~~	~~1353~~	~~S~~	~~Various~~	~~8~~				~~✓~~			~~✓~~		~~✓~~	~~✓~~													✓				
TOTAL																																	

RELINQUISHED BY: (Signature) DATE/TIME 10/19/10 1658 RECEIVED BY: (Signature)
RELINQUISHED BY: (Signature) DATE/TIME 10/19/10 RECEIVED BY: (Signature) FEDEX (OVERNIGHT)
RELINQUISHED BY: (Signature) Fedex DATE/TIME 10/20/10 1000 RECEIVED BY: (Signature)

☐ DHL DISPOSAL @ $5.00 each ☐ Return

TURN AROUND TIME
RUSH ☐ CALL FIRST
1 DAY ☐ CALL FIRST
2 DAY ☐
NORMAL ☐
OTHER ☐ _____

LABORATORY USE ONLY:
RECEIVING TEMP: 1.7° THERM #: 57
CUSTODY SEALS: ☐ BROKEN ☑ INTACT ☐ NOT USED
☑ CARRIER BILL #: Fedex
☐ APC DELIVERY
☐ HAND DELIVERED

DHL ANALYTICAL COC # 1979

2300 Double Creek Dr. ■ Round Rock, TX 78664
Phone (512) 388-8222 ■ FAX (512) 388-8229
Web: www.dhlanalytical.com
E-Mail: login@dhlanalytical.com

№ 46646

CHAIN-OF-CUSTODY

CLIENT: Geo Strata
ADDRESS: 4718 College Park
PHONE: 210 492 7282 FAX/E-MAIL: 210 492 8935
DATA REPORTED TO: Cheri Krieg
ADDITIONAL REPORT COPIES TO:

DATE: OCT ~~18, 2010~~ 19, 2010 CAK PAGE 1 OF 1
PO #: 354841H DHL WORK ORDER #: 1010145
PROJECT LOCATION OR NAME: HCEI
CLENT PROJECT #: 760 SL 11 COLLECTOR: Cheri Krieg

Authorize 5% surcharge for TRRP Report? ☐ Yes ☐ No

S=SOIL W=WATER A=AIR L=LIQUID P=PAINT SL=SLUDGE O=OTHER SO=SOLID

ANALYSES: BTEX ☐ MTBE ☐ (METHOD 8021) TPH 1005 ☐ TPH 1006 ☐ HOLD 1006 ☐ GRO (METHOD 8015) ☐ DRO (METHOD 8105) ☐ VOC 8260 ☐ VOC 8260/5035 ☐ SVOC 8270 ☐ PAH 8270 ☐ HOLD PAH ☐ SVOC 625 ☐ 8081 PEST ☐ 608 PEST/PCB ☐ 8270 PEST ☐ 8270 PCB ☐ 8270 O-P PEST ☐ 8321 HERB ☐ 8082 PCB ☐ 8330 EXPL ☐ PERCHLORATE ☐ METALS 6020 ☐ METALS 200.8 ☐ DISS. METALS ☐ RCRA ☐ TX11 ☐ PH ☐ HEX CHROM ☐ ALKALINITY ☐ CHLORIDE ☐ ANIONS ☐ TCLP-SVOC ☐ VOC ☐ PEST ☐ HERB ☐ TCLP-METALS ☐ RCRA 8 ☐ TX-11 ☐ Pb ☐ RCI ☐ TOX ☐ FLASHPOINT ☐ TDS ☐ TSS ☐ % MOISTURE ☐ CYANIDE ☐ Low Conc. 0-500 Med Conc. 500-1254 High Conc. PSA

Field Sample I.D.	DHL Lab #	Date	Time	Matrix	Container Type	# of Containers	HCl	HNO_3	H_2SO_4 ☐ NaOH ☐	ICE	UNPRESERVED	BTEX	TPH 1005	GRO	VOC 8260	SVOC 8270	8081 PEST	8270 O-P PEST	8321 HERB	METALS 6020	RCRA	PH	CHLORIDE	TCLP-SVOC	TCLP-METALS	RCI	TDS	Low Conc.	Med Conc.	High Conc.	FIELD NOTES
~~SO MW-6~~																															
GWTB 4	08	10/19/10		W	Glass	2	X			X					X																
SO MW-301	09	10/19/10	0900	S	Various	7				X			X		X	X												X			
SO MW-201	10	10/19/10	1414	S	Various	8				X			X		X	X												X			
SO MW-202	11	10/19/10	1420	S	Various	8				X			X		X	X												X			
GW FB-2	12	10/19/10	1625	W	Glass	3	X			X			X		X													X			
GW EB-03	13	10/19/10	1645	W	Glass	8	X			X			X		X	X												X			
SO-FD-3	14	10/19/10	0930	S	Glass	7				X			X		X	X															added per Cheri 10/20/10
SO-MW1-02	15	10/19/10	1353	S	Various	8				X			✓		✓	✓												X			
TOTAL																															

CORRECTED BY PJ Schroeder

RELINQUISHED BY: (Signature) Cheri Krieg DATE/TIME 10/19/10 1830 RECEIVED BY: (Signature) Shipping Co.
RELINQUISHED BY: (Signature) Fedex DATE/TIME 10/20/10 1000 RECEIVED BY: (Signature)
RELINQUISHED BY: (Signature) DATE/TIME RECEIVED BY: (Signature)

☐ DHL DISPOSAL @ $5.00 each ☐ Return

TURN AROUND TIME
RUSH ☐ CALL FIRST
1 DAY ☐ CALL FIRST
2 DAY ☐
NORMAL ☐
OTHER ☐ _____

LABORATORY USE ONLY:
RECEIVING TEMP: 2.6 THERM #: 57
CUSTODY SEALS: ☐ BROKEN ☐ INTACT ☐ NOT USED
☐ CARRIER BILL #: Fedex
☐ APC DELIVERY
☐ HAND DELIVERED

FedEx Express US Airbill

FedEx Tracking Number 8705 3918 9580

Form 0200

Recipient's Copy

1 From

Date 10/19/10

Sender's Name R. GREEN

Phone 210 492 7282

Company GeoSTRATA ENVIRONMENTAL

Address 4718 College Park

Dept./Floor/Suite/Room

City San Antonio State TX ZIP 78249

2 Your Internal Billing Reference HCEI

3 To

Recipient's Name

Phone 512 388 8227

Company DHL Analytical

HOLD Weekday Print FedEx location address below. NOT available for FedEx First Overnight.

HOLD Saturday Print FedEx location address below. Available ONLY for FedEx Priority Overnight and FedEx 2Day to select locations.

Address 3300 Double Creek DR.

Dept./Floor/Suite/Room

We cannot deliver to P.O. boxes or P.O. ZIP codes.

Address

Print FedEx location address here if a HOLD option is selected.

City Round Rock State TX ZIP 78664

8705 3918 9580

4a Express Package Service * To most locations. *Packages up to 150 lbs.*

- [x] FedEx Priority Overnight — Next business morning.* Friday shipments will be delivered on Monday unless SATURDAY Delivery is selected.
- [ ] FedEx Standard Overnight — Next business afternoon.* Saturday Delivery NOT available.
- [ ] FedEx First Overnight — Earliest next business morning delivery to select locations.* Saturday Delivery NOT available.
- [ ] FedEx 2Day — Second business day.* Thursday shipments will be delivered on Monday unless SATURDAY Delivery is selected.
- [ ] FedEx Express Saver — Third business day.* Saturday Delivery NOT available.

4b Express Freight Service ** To most locations. *Packages over 150 lbs.*

- [ ] FedEx 1Day Freight — Next business day.** Friday shipments will be delivered on Monday unless SATURDAY Delivery is selected.

FedEx 1Day Freight Booking No.

- [ ] FedEx 2Day Freight — Second business day.** Thursday shipments will be delivered on Monday unless SATURDAY Delivery is selected.
- [ ] FedEx 3Day Freight — Third business day.** Saturday Delivery NOT available.

5 Packaging * Declared value limit $500.

- [ ] FedEx Envelope*
- [ ] FedEx Pak* — Includes FedEx Small Pak, FedEx Large Pak, and FedEx Sturdy Pak.
- [ ] FedEx Box
- [ ] FedEx Tube
- [ ] Other

6 Special Handling and Delivery Signature Options

- [ ] SATURDAY Delivery — NOT available for FedEx Standard Overnight, FedEx First Overnight, FedEx Express Saver, or FedEx 3Day Freight.
- [ ] No Signature Required — Package may be left without obtaining a signature for delivery.
- [ ] Direct Signature — Someone at recipient's address may sign for delivery. *Fee applies.*
- [ ] Indirect Signature — If no one is available at recipient's address, someone at a neighboring address may sign for delivery. For residential deliveries only. *Fee applies.*

Does this shipment contain dangerous goods? One box must be checked.

- [ ] No
- [ ] Yes — As per attached Shipper's Declaration.
- [ ] Yes — Shipper's Declaration not required.
- [ ] Dry Ice — Dry Ice, 9, UN 1845 ____ x ____ kg
- [ ] Cargo Aircraft Only

Dangerous goods (including dry ice) cannot be shipped in FedEx packaging or placed in a FedEx Express Drop Box.

7 Payment *Bill to:*

- [ ] Sender — Acct. No. in Section 1 will be used.
- [ ] Recipient
- [ ] Third Party
- [ ] Credit Card
- [ ] Cash/Check

Enter FedEx Acct. No. or Credit Card No. below.

Obtain Recip. Acct. No. [ ]

Total Packages ____ Total Weight ____ lbs. Total Declared Value† $ ____ .00 Credit Card Auth.

†Our liability is limited to $100 unless you declare a higher value. See the current FedEx Service Guide for details.

554

Rev. Date 2 ... SAY

CUSTODY SEAL QE... Quality Environmental Containers 800-255-3950 • 304-255-3900

DATE 10/19/10

SIGNATURE

fedex.com 1.800.GoFedEx 1.800.463.3339

FedEx Express — US Airbill

FedEx Tracking Number 8705 3918 9570

Form No. 0200 — Recipient's Copy

1 From

Date 10/19/10

Sender's Name R. GREEN Phone 310 492 7282

Company GEO STRATH ENVIRONMENTAL

Address 4718 College Park Dept./Room/Suite/Room

City SAN ANTONIO State TX ZIP 78249

2 Your Internal Billing Reference HCEI

3 To

Recipient's Name Phone 512 388 8229

Company DHL ANALYTICAL

☐ HOLD Weekday — Print FedEx location address below. NOT available for FedEx First Overnight.

☐ HOLD Saturday — Print FedEx location address below. Available ONLY for FedEx Priority Overnight and FedEx 2Day to select locations.

Address 2300 Double Creek DR Dept./Floor/Suite/Room

We cannot deliver to P.O. boxes or P.O. ZIP codes.

Address — Print FedEx location address here if a HOLD option is selected.

Round Rock State TX ZIP 78664

8705 3918 9570

CUSTODY SEAL QE

DATE 10/19/10

SIGNATURE

4a Express Package Service * To most locations. *Packages up to 150 lbs.*

☒ FedEx Priority Overnight — Next business morning.* Friday shipments will be delivered on Monday unless SATURDAY Delivery is selected.

☐ FedEx Standard Overnight — Next business afternoon.* Saturday Delivery NOT available.

☐ FedEx First Overnight — Earliest next business morning delivery to select locations.* Saturday Delivery NOT available.

☐ FedEx 2Day — Second business day.* Thursday shipments will be delivered on Monday unless SATURDAY Delivery is selected.

☐ FedEx Express Saver — Third business day.* Saturday Delivery NOT available.

4b Express Freight Service ** To most locations. *Packages over 150 lbs.*

☐ FedEx 1Day Freight — Next business day.** Friday shipments will be delivered on Monday unless SATURDAY Delivery is selected. FedEx 1Day Freight Booking No.

☐ FedEx 2Day Freight — Second business day.** Thursday shipments will be delivered on Monday unless SATURDAY Delivery is selected.

☐ FedEx 3Day Freight — Third business day.** Saturday Delivery NOT available.

5 Packaging * Declared value limit $500.

☐ FedEx Envelope* ☐ FedEx Pak* — Includes FedEx Small Pak, FedEx Large Pak, and FedEx Sturdy Pak. ☐ FedEx Box ☐ FedEx Tube ☒ Other

6 Special Handling and Delivery Signature Options

☐ SATURDAY Delivery — NOT available for FedEx Standard Overnight, FedEx First Overnight, FedEx Express Saver, or FedEx 3Day Freight.

☐ No Signature Required — Package may be left without obtaining a signature for delivery.

☐ Direct Signature — Someone at recipient's address may sign for delivery. Fee applies.

☐ Indirect Signature — If no one is available at recipient's address, someone at a neighboring address may sign for delivery. For residential deliveries only. Fee applies.

Does this shipment contain dangerous goods? One box must be checked.

☒ No ☐ Yes — As per attached Shipper's Declaration. ☐ Yes — Shipper's Declaration not required. ☐ Dry Ice — Dry Ice, 9, UN 1845 ____ x ____ kg

☐ Cargo Aircraft Only

Dangerous goods (including dry ice) cannot be shipped in FedEx packaging or placed in a FedEx Express Drop Box.

7 Payment *Bill to:* Enter FedEx Acct. No. or Credit Card No. below. Obtain Recip. Acct. No. ☐

☒ Sender — Acct. No. in Section 1 will be billed. ☐ Recipient ☐ Third Party ☐ Credit Card ☐ Cash/Check

Total Packages Total Weight lbs. Total Declared Value† $ .00 Credit Card Auth.

†Our liability is limited to $100 unless you declare a higher value. See the current FedEx Service Guide for details.

554

Rev. Date SRY

Quality Environmental Containers
800-255-3950 • 304-255-3900

fedex.com 1.800.GoFedEx 1.800.463.3339

DHL Analytical

Sample Receipt Checklist

Client Name **Geo Strata Environmental Consultants** Date Received: **10/20/2010**

Work Order Number **1010145** Received by **JB**

Checklist completed by: J Barker 10/20/10 (Signature / Date) Reviewed by SS 10.20.10 (Initials / Date)

Carrier name: FedEx 1day

Shipping container/cooler in good condition?	Yes ☑	No ☐	Not Present ☐
Custody seals intact on shippping container/cooler?	Yes ☑	No ☐	Not Present ☐
Custody seals intact on sample bottles?	Yes ☑	No ☐	Not Present ☐
Chain of custody present?	Yes ☑	No ☐	
Chain of custody signed when relinquished and received?	Yes ☑	No ☐	
Chain of custody agrees with sample labels?	Yes ☑ JB 10/20/10	No ☑	
Samples in proper container/bottle?	Yes ☑	No ☐	
Sample containers intact?	Yes ☑	No ☐	
Sufficient sample volume for indicated test?	Yes ☑	No ☐	
All samples received within holding time?	Yes ☑	No ☐	
Container/Temp Blank temperature in compliance?	Yes ☑	No ☐	1.7 °C , 2-6°
Water - VOA vials have zero headspace?	Yes ☑	No ☐	No VOA vials submitted ☐
Water - pH acceptable upon receipt?	Yes ☐	No ☐	Not Applicable ☑

Adjusted? _____ Checked by _____

Any No response must be detailed in the comments section below.

Client contacted GeoStrata Date contacted: 10-20-10 Person contacted Cheri

Contacted by: J Barker Regarding: Sample SO-FD-3

Comments: Per Cheri, add sample SO-FD-3 to COC and analyze for 8260, 1005 and PAH.

Corrective Action Added sample to COC and logged in for requested analysis.

Page 1 of 1

Laboratory Data Package Signature Page – RG-366/TRRP-13
Revised May 2010

This data package consists of:

This signature page, the laboratory review checklist, and the following reportable data:

- R1 Field chain-of-custody documentation;
- R2 Sample identification cross-reference;
- R3 Test reports (analytical data sheets) for each environmental sample that includes:
  - a) Items consistent with NELAC Chapter 5,
  - b) dilution factors,
  - c) preparation methods,
  - d) cleanup methods, and
  - e) if required for the project, tentatively identified compounds (TICs).
- R4 Surrogate recovery data including:
  - a) Calculated recovery (%R), and
  - b) The laboratory's surrogate QC limits.
- R5 Test reports/summary forms for blank samples;
- R6 Test reports/summary forms for laboratory control samples (LCSs) including:
  - a) LCS spiking amounts,
  - b) Calculated %R for each analyte, and
  - c) The laboratory's LCS QC limits.
- R7 Test reports for project matrix spike/matrix spike duplicates (MS/MSDs) including:
  - a) Samples associated with the MS/MSD clearly identified,
  - b) MS/MSD spiking amounts,
  - c) Concentration of each MS/MSD analyte measured in the parent and spiked samples,
  - d) Calculated %Rs and relative percent differences (RPDs), and
  - e) The laboratory's MS/MSD QC limits
- R8 Laboratory analytical duplicate (if applicable) recovery and precision:
  - a) The amount of analyte measured in the duplicate,
  - b) The calculated RPD, and
  - c) The laboratory's QC limits for analytical duplicates.
- R9 List of method quantitation limits (MQLs) and detectability check sample results (DCS results can be found with the Miscellaneous Documents) for each analyte for each method and matrix;
- R10 Other problems or anomalies.

The Exception Report for every "No" or "Not Reviewed (NR)" item in Laboratory Review checklist and for each analyte, matrix, and method for which the laboratory does not hold NELAC accreditation under the Texas Laboratory Accreditation Program.

Release Statement: I am responsible for the release of this laboratory data package. This laboratory is NELAC accredited under the Texas Laboratory Accreditation Program for all the methods, analytes, and matrices reported in this data package except as noted in the Exception Reports. The data have been reviewed and are technically compliant with the requirements of the methods used, except where noted by the laboratory in the Exception Reports. By my signature below, I affirm to the best of my knowledge that all problems/anomalies observed by the laboratory have been identified in the Laboratory Review Checklist, and no information or data affecting the quality of the data has been knowingly withheld.

This laboratory was last inspected by TCEQ on April 6-8, 2009. Any findings affecting the data in this laboratory data package are noted in the Exception Reports herein. The official signing the cover page of the report in which these data are used is responsible for releasing this data package and is by signature affirming the above release statement is true.

John DuPont – General Manager
Scott Schroeder – Technical Director

John DuPont
Signature

10/28/10
Date

DHL Analytical, Inc.

Laboratory Review Checklist: Reportable Data

Project Name: Hillcrest CEI	Date: 10/28/2010
Reviewer Name: Angie O'Donnell	Laboratory Work Order: 1010145
Prep Batch Number(s): See Prep Dates Report	Run Batch: See Analytical Dates Report

#[1]	A[2]	Description	Yes	No	NA[3]	NR[4]	ER#[5]
		Chain-of-Custody (C-O-C)					
R1	OI	1) Did samples meet the laboratory's standard conditions of sample acceptability upon receipt?	X				R1-01
		2) Were all departures from standard conditions described in an exception report?	X				
R2	OI	**Sample and Quality Control (QC) Identification**					
		1) Are all field sample ID numbers cross-referenced to the laboratory ID numbers?	X				
		2) Are all laboratory ID numbers cross-referenced to the corresponding QC data?	X				
R3	OI	**Test Reports**					
		1) Were all samples prepared and analyzed within holding times?	X				
		2) Other than those results < MQL, were all other raw values bracketed by calibration standards?	X				
		3) Were calculations checked by a peer or supervisor?	X				
		4) Were all analyte identifications checked by a peer or supervisor?	X				
		5) Were sample detection limits reported for all analytes not detected?	X				
		6) Were all results for soil and sediment samples reported on a dry weight basis?	X				
		7) Were % moisture (or solids) reported for all soil and sediment samples?	X				
		8) Were bulk soils/solids samples for volatile analysis extracted with methanol per EPA Method 5035?	X				
		9) If required for the project, TICs reported?			X		
R4	O	**Surrogate Recovery Data**					
		1) Were surrogates added prior to extraction?	X				
		2) Were surrogate percent recoveries in all samples within the laboratory QC limits?	X				
R5	OI	**Test Reports/Summary Forms for Blank Samples**					
		1) Were appropriate type(s) of blanks analyzed?	X				
		2) Were blanks analyzed at the appropriate frequency?	X				
		3) Where method blanks taken through the entire analytical process, including preparation and, if applicable, cleanup procedures?	X				
		4) Were blank concentrations < MQL?	X				
R6	OI	**Laboratory Control Samples (LCS):**					
		1) Were all COCs included in the LCS?	X				
		2) Was each LCS taken through the entire analytical procedure, including prep and cleanup steps?	X				
		3) Were LCSs analyzed at the required frequency?	X				
		4) Were LCS (and LCSD, if applicable) %Rs within the laboratory QC limits?		X			R6-04
		5) Does the detectability data document the laboratory's capability to detect the COCs at the MDL used to calculate the SDLs?	X				
		6) Was the LCSD RPD within QC limits (if applicable)?	X				
R7	OI	**Matrix Spike (MS) and Matrix Spike Duplicate (MSD) Data**					
		1) Were the project/method specified analytes included in the MS and MSD?	X				R7-01
		2) Were MS/MSD analyzed at the appropriate frequency?	X				
		3) Were MS (and MSD, if applicable) %Rs within the laboratory QC limits?		X			R7-03
		4) Were MS/MSD RPDs within laboratory QC limits?	X				
R8	OI	**Analytical Duplicate Data**					
		1) Were appropriate analytical duplicates analyzed for each matrix?	X				
		2) Were analytical duplicates analyzed at the appropriate frequency?	X				
		3) Were RPDs or relative standard deviations within the laboratory QC limits?	X				
R9	OI	**Method Quantitation Limits (MQLs):**					
		1) Are the MQLs for each method analyte included in the laboratory data package?	X				
		2) Do the MQLs correspond to the concentration of the lowest non-zero calibration standard?	X				
		3) Are unadjusted MQLs and DCSs included in the laboratory data package?	X				
R10	OI	**Other Problems/Anomalies**					
		1) Are all known problems/anomalies/special conditions noted in this LRC and ER?	X				
		2) Was applicable and available technology used to lower the SDL to minimize the matrix interference affects on the sample results?	X				
		3) Is the laboratory NELAC-accredited under the Texas Laboratory Accreditation Program for the analytes, matrices and methods associated with this laboratory data package?	X				

1 Items identified by the letter "R" should be included in the laboratory data package submitted to the TCEQ in the TRRP-required report(s). Items identified by the letter "S" should be retained and made available upon request for the appropriate retention period.
2 O = organic analyses; I = inorganic analyses (and general chemistry, when applicable).
3 NA = Not applicable.
4 NR = Not Reviewed.
5 ER# = Exception Report identification number (an Exception Report should be completed for an item if "NR" or "No" is checked).

DHL Analytical, Inc.
Laboratory Review Checklist (continued): Supporting Data

Project Name: Hillcrest CEI	Date: 10/28/2010
Reviewer Name: Angie O'Donnell	Laboratory Work Order: 1010145

#[1]	A[2]	Description	Yes	No	NA[3]	NR[4]	ER#[5]
S1	OI	**Initial Calibration (ICAL)**					
		1) Were response factors and/or relative response factors for each analyte within QC limits?	X				
		2) Were percent RSDs or correlation coefficient criteria met?	X				
		3) Was the number of standards recommended in the method used for all analytes?	X				
		4) Were all points generated between the lowest and highest standard used to calculate the curve?	X				
		5) Are ICAL data available for all instruments used?	X				
		6) Has the initial calibration curve been verified using an appropriate second source standard?	X				
S2	OI	**Initial and Continuing calibration Verification (ICCV and CCV) and Continuing Calibration blank (CCB):**					
		1) Was the CCV analyzed at the method-required frequency?	X				
		2) Were percent differences for each analyte within the method-required QC limits?	X				
		3) Was the ICAL curve verified for each analyte?	X				
		4) Was the absolute value of the analyte concentration in the inorganic CCB < MDL?	X				
S3	O	**Mass Spectral Tuning:**					
		1) Was the appropriate compound for the method used for tuning?	X				
		2) Were ion abundance data within the method-required QC limits?	X				
S4	O	**Internal Standards (IS):**					
		1) Were IS area counts and retention times within the method-required QC limits?	X				
S5	OI	**Raw Data (NELAC Section 5.5.10)**					
		1) Were the raw data (for example, chromatograms, spectral data) reviewed by an analyst?	X				
		2) Were data associated with manual integrations flagged on the raw data?	X				
S6	O	**Dual Column Confirmation**					
		1) Did dual column confirmation results meet the method-required QC?			X		
S7	O	**Tentatively Identified Compounds (TICs):**					
		1) If TICs were requested, were the mass spectra and TIC data subject to appropriate checks?			X		
S8	I	**Interference Check Sample (ICS) Results:**					
		1) Were percent recoveries within method QC limits?			X		
S9	I	**Serial Dilutions, Post Digestion Spikes, and Method of Standard Additions**					
		1) Were percent differences, recoveries, and the linearity within the QC limits specified in the method?			X		
	OI	**Method Detection Limit (MDL) Studies**					
		1) Was a MDL study performed for each reported analyte?	X				
		2) Is the MDL either adjusted or supported by the analysis of DCSs?	X				
S11	OI	**Proficiency Test Reports:**					
		1) Was the lab's performance acceptable on the applicable proficiency tests or evaluation studies?	X				
S12	OI	**Standards Documentation**					
		1) Are all standards used in the analyses NIST-traceable or obtained from other appropriate sources?	X				
S13	OI	**Compound/Analyte Identification Procedures**					
		1) Are the procedures for compound/analyte identification documented?	X				
S14	OI	**Demonstration of Analyst Competency (DOC)**					
		1) Was DOC conducted consistent with NELAC Chapter 5 – Appendix C?	X				
		2) Is documentation of the analyst's competency up-to-date and on file?	X				
S15	OI	**Verification/Validation Documentation for Methods** (NELAC Chapter 5)					
		1) Are all the methods used to generate the data documented, verified, and validated, where applicable?	X				
S16	OI	**Laboratory Standard Operating Procedures (SOPs):**					
		1) Are laboratory SOPs current and on file for each method performed?	X				

1 Items identified by the letter "R" should be included in the laboratory data package submitted to the TCEQ in the TRRP-required report(s). Items identified by the letter "S" should be retained and made available upon request for the appropriate retention period.
2 O = organic analyses; I = inorganic analyses (and general chemistry, when applicable).
3 NA = Not applicable.
4 NR = Not Reviewed.
5 ER# = Exception Report identification number (an Exception Report should be completed for an item if "NR" or "No" is checked).

DCS REPORTING

RunID:	GC12_101013A	Prep Date:	10/13/2010
SampID:	DCS-43416	Anaysis Date:	10/13/2010
TestNo:	TX1005	Units:	mg/Kg
BatchID:	43416		

Analyte	Result	RL	SPK Val	%REC	Low Limit	High Limit	Flag
T/R Hydrocarbons: C6-C35	6.37	20	10	63.7	50	200	

DCS REPORTING

RunID:	GC12_100907B	Prep Date:	9/7/2010
SampID:	DCS-42897	Anaysis Date:	9/7/2010
TestNo:	TX1005	Units:	mg/L
BatchID:	42897		

Analyte	Result	RL	SPK Val	%REC	Low Limit	High Limit	Flag
T/R Hydrocarbons: C6-C35	0.811	2	1	81.1	20	500	

DCS REPORTING

RunID:	GCMS2_100817A	Prep Date:	8/18/2010
SampID:	DCS-42633	Anaysis Date:	8/18/2010
TestNo:	SW8260B	Units:	µg/Kg
BatchID:	42633		

Analyte	Result	RL	SPK Val	%REC	Low Limit	High Limit	Flag
1,1,1,2-Tetrachloroethane	2.24	5	2.32	96.6	50	150	
1,1,1-Trichloroethane	2.30	5	2.32	99.1	60	140	
1,1,2,2-Tetrachloroethane	2.29	5	2.32	98.7	50	150	
1,1,2-Trichloroethane	2.17	5	2.32	93.5	40	160	
1,1,2-Trichlorotrifluoroethane	2.08	15	2.32	89.7	40	160	
1,1-Dichloroethane	2.18	5	2.32	94.0	50	150	
1,1-Dichloroethene	2.10	5	2.32	90.5	50	150	
1,1-Dichloropropene	2.22	5	2.32	95.7	30	170	
1,2,3-Trichlorobenzene	3.10	5	2.32	134	20	180	
1,2,3-Trichloropropane	2.16	5	2.32	93.1	20	180	
1,2,4-Trichlorobenzene	2.46	5	2.32	106	20	180	
1,2,4-Trimethylbenzene	2.26	5	2.32	97.4	20	180	
1,2-Dibromo-3-chloropropane	2.20	5	2.32	94.8	20	180	
1,2-Dibromoethane	2.26	5	2.32	97.4	40	160	
1,2-Dichlorobenzene	2.26	5	2.32	97.4	50	150	
1,2-Dichloroethane	2.39	5	2.32	103	50	150	
1,2-Dichloropropane	2.16	5	2.32	93.1	40	160	
1,3,5-Trimethylbenzene	2.27	5	2.32	97.8	20	180	
1,3-Dichlorobenzene	2.27	5	2.32	97.8	50	150	
1,3-Dichloropropane	2.39	5	2.32	103	50	150	
1,4-Dichloro-2-butene	2.07	5	2.32	89.2	20	180	
1,4-Dichlorobenzene	2.43	5	2.32	105	50	150	
1-Chlorohexane	3.23	5	2.32	139	20	180	
2,2-Dichloropropane	2.09	5	2.32	90.1	40	160	
2-Chloroethylvinylether	1.68	15	2.32	72.4	20	180	
2-Chlorotoluene	2.45	5	2.32	106	50	150	
4-Chlorotoluene	2.40	5	2.32	103	20	180	
Acrolein	4.98	50	5.8	85.9	20	200	
Acrylonitrile	4.24	10	4.64	91.4	30	170	
Benzene	2.16	5	2.32	93.1	50	150	
Bromobenzene	2.26	5	2.32	97.4	50	150	
Bromochloromethane	2.13	5	2.32	91.8	30	170	
Bromodichloromethane	2.17	5	2.32	93.5	50	150	
Bromoform	1.82	5	2.32	78.4	30	120	
Bromomethane	2.78	5	2.32	120	20	200	
Carbon disulfide	2.02	5	2.32	87.1	20	200	
Carbon tetrachloride	2.29	5	2.32	98.7	50	150	
Chlorobenzene	2.35	5	2.32	101	50	150	
Chloroethane	2.29	5	2.32	98.7	20	180	
Chloroform	2.32	5	2.32	100	50	150	
Chloromethane	2.45	5	2.32	106	40	180	
cis-1,2-Dichloroethene	2.10	5	2.32	90.5	50	150	
cis-1,3-Dichloropropene	2.03	5	2.32	87.5	40	160	

DCS REPORTING

RunID:	GCMS2_100817A	Prep Date:	8/18/2010
SampID:	DCS-42633	Anaysis Date:	8/18/2010
TestNo:	SW8260B	Units:	µg/Kg
BatchID:	42633		

Analyte	Result	RL	SPK Val	%REC	Low Limit	High Limit	Flag
Cyclohexane	2.10	15	2.32	90.5	20	180	
Dibromochloromethane	2.04	5	2.32	87.9	40	160	
Dibromomethane	2.19	5	2.32	94.4	50	150	
Dichlorodifluoromethane	1.86	5	2.32	80.2	50	150	
Ethylbenzene	2.30	5	2.32	99.1	60	140	
Hexachlorobutadiene	2.60	5	2.32	112	20	200	
Iodomethane	2.08	5	2.32	89.7	20	200	
Isopropyl alcohol	7.06	50	5.8	122	20	200	
Isopropylbenzene	2.32	5	2.32	100	30	170	
m,p-Xylene	4.53	5	4.64	97.6	40	160	
Methyl Acetate	2.49	15	2.32	107	30	180	
Methyl tert-butyl ether	2.30	5	2.32	99.1	50	150	
Methylcyclohexane	2.11	15	2.32	90.9	20	200	
Methylene chloride	3.19	5	2.32	138	20	200	
n-Butylbenzene	2.19	5	2.32	94.4	20	180	
n-Propylbenzene	2.26	5	2.32	97.4	40	160	
Naphthalene	3.05	15	2.32	131	20	200	
o-Xylene	2.28	5	2.32	98.3	30	170	
p-Isopropyltoluene	2.22	5	2.32	95.7	20	180	
sec-Butylbenzene	2.29	5	2.32	98.7	30	170	
Styrene	2.09	5	2.32	90.1	20	200	
tert-Butylbenzene	2.33	5	2.32	100	20	180	
Tetrachloroethene	2.25	5	2.32	97.0	50	150	
Toluene	2.28	5	2.32	98.3	40	160	
Total Xylenes	6.81	5	6.96	97.8	30	170	
trans-1,2-Dichloroethene	2.07	5	2.32	89.2	50	150	
trans-1,3-Dichloropropene	1.95	5	2.32	84.1	40	160	
Trichloroethene	2.07	5	2.32	89.2	50	150	
Trichlorofluoromethane	2.33	15	2.32	100	50	150	
Vinyl acetate	5.59	15	5.8	96.4	20	200	
Vinyl chloride	2.04	5	2.32	87.9	50	150	

DCS REPORTING

RunID:	GCMS2_100817A	Prep Date:	8/18/2010
SamplID:	DCS2-42633	Anaysis Date:	8/18/2010
TestNo:	SW8260B	Units:	µg/Kg
BatchID:	R50959		

Analyte	Result	RL	SPK Val	%REC	Low Limit	High Limit	Flag
2-Butanone	2.82	15	2.32	122	40	160	
2-Hexanone	2.68	15	2.32	116	20	180	
4-Methyl-2-pentanone	2.35	15	2.32	101	50	150	
Acetone	2.25	50	2.32	97.0	20	200	

DCS REPORTING

RunID:	GCMS5_101027A	Prep Date:	10/27/2010
SampID:	DCS2-43583	Anaysis Date:	10/27/2010
TestNo:	SW8260B	Units:	µg/L
BatchID:	43583		

Analyte	Result	RL	SPK Val	%REC	Low Limit	High Limit	Flag
1,1,1,2-Tetrachloroethane	0.400	1	0.464	86.2	50	150	
1,1,1-Trichloroethane	0.430	1	0.464	92.7	60	140	
1,1,2,2-Tetrachloroethane	0.450	1	0.464	97.0	50	150	
1,1,2-Trichloroethane	0.420	1	0.464	90.5	40	160	
1,1-Dichloroethene	0.480	1	0.464	103	50	150	
1,2-Dibromoethane	0.400	1	0.464	86.2	40	160	
1,2-Dichloroethane	0.410	1	0.464	88.4	50	150	
1,2-Dichloropropane	0.430	1	0.464	92.7	40	160	
1,3-Dichloropropane	0.380	1	0.464	81.9	50	150	
Acrylonitrile	0.360	3	0.464	77.6	30	170	
Benzene	0.430	1	0.464	92.7	50	150	
Bromoform	0.440	1	0.464	94.8	30	170	
Carbon tetrachloride	0.470	1	0.464	101	50	150	
Chlorobenzene	0.530	1	0.464	114	50	150	
Chloroform	0.470	1	0.464	101	50	150	
cis-1,2-Dichloroethene	0.440	1	0.464	94.8	50	150	
cis-1,3-Dichloropropene	0.300	1	0.464	64.7	40	160	
Dibromochloromethane	0.470	1	0.464	101	40	160	
Ethylbenzene	0.440	1	0.464	94.8	60	140	
m,p-Xylene	0.650	2	0.464	140	40	160	
Methyl tert-butyl ether	0.390	1	0.464	84.1	50	150	
Tetrachloroethene	0.400	2	0.464	86.2	50	150	
Toluene	0.460	2	0.464	99.1	40	160	
Total Xylenes	1.60	1	1.392	115	30	170	
trans-1,2-Dichloroethene	0.430	1	0.464	92.7	50	150	
trans-1,3-Dichloropropene	0.260	1	0.464	56.0	40	160	
Trichloroethene	0.460	2	0.464	99.1	50	150	
Vinyl chloride	0.450	1	0.464	97.0	50	150	

DCS REPORTING

RunID:	GCMS5_101027A	Prep Date:	10/27/2010
SampID:	DCS3-43583	Anaysis Date:	10/27/2010
TestNo:	SW8260B	Units:	µg/L
BatchID:	43583		

Analyte	Result	RL	SPK Val	%REC	Low Limit	High Limit	Flag
1,1,1,2-Tetrachloroethane	0.860	1	0.928	92.7	50	150	
1,1,1-Trichloroethane	0.920	1	0.928	99.1	60	140	
1,1,2,2-Tetrachloroethane	0.940	1	0.928	101	50	150	
1,1,2-Trichloroethane	0.890	1	0.928	95.9	40	160	
1,1-Dichloroethene	1.02	1	0.928	110	50	150	
1,2-Dibromoethane	0.850	1	0.928	91.6	40	160	
1,2-Dichloroethane	0.890	1	0.928	95.9	50	150	
1,2-Dichloropropane	0.890	1	0.928	95.9	40	160	
1,3-Dichloropropane	0.860	1	0.928	92.7	50	150	
Acrylonitrile	1.30	3	0.928	140	30	170	
Benzene	0.860	1	0.928	92.7	50	150	
Bromoform	0.890	1	0.928	95.9	30	170	
Carbon tetrachloride	0.900	1	0.928	97.0	50	150	
Chlorobenzene	0.960	1	0.928	103	50	150	
Chloroform	0.940	1	0.928	101	50	150	
cis-1,2-Dichloroethene	0.830	1	0.928	89.4	50	150	
cis-1,3-Dichloropropene	0.610	1	0.928	65.7	40	160	
Dibromochloromethane	0.880	1	0.928	94.8	40	160	
Ethylbenzene	0.880	1	0.928	94.8	60	140	
m,p-Xylene	1.33	2	1.856	71.7	40	160	
Methyl tert-butyl ether	0.830	1	0.928	89.4	50	150	
Tetrachloroethene	0.870	2	0.928	93.8	50	150	
Toluene	0.930	2	0.928	100	40	160	
Total Xylenes	2.57	1	2.784	92.3	30	170	
trans-1,2-Dichloroethene	0.840	1	0.928	90.5	50	150	
trans-1,3-Dichloropropene	0.640	1	0.928	69.0	40	160	
Trichloroethene	0.870	2	0.928	93.8	50	150	
Vinyl chloride	0.940	1	0.928	101	50	150	

DCS REPORTING

RunID:	GCMS6_100917A	Prep Date:	9/16/2010
SampID:	DCS2-43025-PAH	Anaysis Date:	9/17/2010
TestNo:	SW8270C	Units:	µg/L
BatchID:	43025		

Analyte	Result	RL	SPK Val	%REC	Low Limit	High Limit	Flag
1-Methylnaphthalene	0.0159	0.05	0.02	79.6	10	250	
2-Methylnaphthalene	0.0137	0.05	0.02	68.6	10	250	
Acenaphthene	0.0127	0.05	0.02	63.6	10	250	
Acenaphthylene	0.0127	0.05	0.02	63.3	10	250	
Anthracene	0.0157	0.05	0.02	78.5	10	250	
Benzo[a]anthracene	0.0170	0.05	0.02	84.8	10	250	
Benzo[a]pyrene	0.0149	0.05	0.02	74.6	10	250	
Benzo[b]fluoranthene	0.0170	0.05	0.02	85.1	10	250	
Benzo[e]pyrene	0.0236	0.05	0.02	118	10	250	
Benzo[g,h,i]perylene	0.00678	0.05	0.02	33.9	10	250	
Benzo[k]fluoranthene	0.0173	0.05	0.02	86.5	10	250	
Biphenyl	0.0165	0.05	0.02	82.3	10	250	
Chrysene	0.0151	0.05	0.02	75.3	10	250	
Dibenz[a,h]anthracene	0.0178	0.01	0.02	88.9	10	250	
Fluoranthene	0.0185	0.05	0.02	92.7	10	250	
Fluorene	0.0155	0.05	0.02	77.5	10	250	
Indeno[1,2,3-cd]pyrene	0.0159	0.05	0.02	79.5	10	250	
Naphthalene	0.0225	0.05	0.02	112	10	250	
Phenanthrene	0.0180	0.05	0.02	89.8	10	250	
Pyrene	0.0181	0.05	0.02	90.7	10	250	
Quinoline	0.0151	0.05	0.02	75.4	10	250	

DCS REPORTING

RunID:	GCMS6_101008B	Prep Date:	10/8/2010
SampID:	DCS2-43366-PAH	Anaysis Date:	10/8/2010
TestNo:	SW8270C	Units:	mg/Kg
BatchID:	43366		

Analyte	Result	RL	SPK Val	%REC	Low Limit	High Limit	Flag
1-Methylnaphthalene	0.00395	0.01	0.01	39.5	10	200	
2-Methylnaphthalene	0.00486	0.01	0.01	48.6	10	200	
Acenaphthene	0.00743	0.01	0.01	74.3	10	200	
Acenaphthylene	0.00588	0.01	0.01	58.8	10	200	
Anthracene	0.00595	0.01	0.01	59.5	10	200	
Benzo[a]anthracene	0.00886	0.01	0.01	88.6	10	200	
Benzo[a]pyrene	0.00760	0.01	0.01	76.0	10	200	
Benzo[b]fluoranthene	0.00858	0.01	0.01	85.8	10	200	
Benzo[e]pyrene	0.00696	0.01	0.01	69.6	10	200	
Benzo[g,h,i]perylene	0.00827	0.01	0.01	82.7	10	200	
Benzo[k]fluoranthene	0.00735	0.01	0.01	73.5	10	200	
Biphenyl	0.00871	0.01	0.01	87.1	10	200	
Chrysene	0.00965	0.01	0.01	96.5	10	200	
Dibenz[a,h]anthracene	0.00966	0.01	0.01	96.6	10	200	
Fluoranthene	0.00775	0.01	0.01	77.5	10	200	
Fluorene	0.00526	0.01	0.01	52.6	10	200	
Indeno[1,2,3-cd]pyrene	0.00897	0.01	0.01	89.7	10	200	
Naphthalene	0.00770	0.01	0.01	77.0	10	200	
Phenanthrene	0.00720	0.01	0.01	72.0	10	200	
Pyrene	0.00779	0.01	0.01	77.9	10	200	
Quinoline	0.00580	0.01	0.01	58.0	10	200	

CLIENT:	Geo Strata Environmental Consultants	CASE NARRATIVE
Project:	Hillcrest CEI	
Lab Order:	1010145	

Samples were analyzed using the methods outlined in the following references:

Method TX1005 - Total Petroleum Hydrocarbons (soil & water)
Method SW8260B - Volatile Organics by GCMS (soil & water) (The compound Cyclohexane is not NELAC Certified)
Method SW8270C - PAH Organics by GCMS (soil & water)
Method D2216 - Percent Moisture

Exception Report R1-01

Samples were received and log-in performed on 10/20/2010. A total of 15 samples were received. The samples arrived in good condition and were properly packaged. Sample identification SO-FD-3 was corrected and analysis added, per client's request on 10/20/2010.

Exception Report R6-04

For Volatiles Analysis, the recovery of Acetone for the Laboratory Control Spike (LCS-43522) was slightly above the method control limits. This was flagged accordingly in the enclosed QC Summary Report. This compound was within control limits in the associated ICV. No further corrective actions were taken.

Exception Report R7-01

For Volatiles, TX1005 and PAH Organics Analysis, for soils, the reference sample designated for the MS/MSDs is SO-MW1-02 (1010145-15). An MS/MSD is not applicable for the Equipment Blank, Trip Blank or Field Blank.

Exception Report R7-03

For Volatiles Analysis by GC/MS, the recovery of Trichlorofluoromethane in the Matrix Spike and Matrix Spike Duplicate (1010145-15 MS/MSD) was slightly above the method control limits. This was flagged accordingly in the enclosed QC Summary Report. The reference sample selected for the MS/MSD was from this work order. This compound was within control limits in the associated LCS. No further corrective actions were taken.

DHL Analytical

Date: 10/28/10

CLIENT: Geo Strata Environmental Consultants
Project: Hillcrest CEI
Lab Order: 1010145

Work Order Sample Summary

Lab Smp ID	Client Sample ID	Tag Number	Date Collected	Date Recv'd
1010145-01	GW-TB3		10/19/10	10/20/10
1010145-02	SO-SB8-01		10/19/10 08:22 AM	10/20/10
1010145-03	SO-SB9-01		10/19/10 09:32 AM	10/20/10
1010145-04	SO-SB10-01		10/19/10 11:06 AM	10/20/10
1010145-05	SO-MW1-01		10/19/10 01:46 PM	10/20/10
1010145-06	SO-SB13-01		10/19/10 03:57 PM	10/20/10
1010145-07	SO-FD-2		10/19/10	10/20/10
1010145-08	GW-TB-4		10/19/10	10/20/10
1010145-09	SO-MW3-01		10/19/10 09:00 AM	10/20/10
1010145-10	SO-MW2-01		10/19/10 02:14 PM	10/20/10
1010145-11	SO-MW2-02		10/19/10 02:20 PM	10/20/10
1010145-12	GW FB-2		10/19/10 04:25 PM	10/20/10
1010145-13	GW EB-03		10/19/10 04:45 PM	10/20/10
1010145-14	SO-FD-3		10/19/10 09:30 AM	10/20/10
1010145-15	SO-MW1-02		10/19/10 01:53 PM	10/20/10

CLIENT: Geo Strata Environmental Consultants
Project: Hillcrest CEI
Lab Order: 1010145

PREP DATES REPORT

Sample ID	Client Sample ID	Collection Date	Matrix	Test Number	Test Name	Prep Date	Batch ID
1010145-01A	GW-TB3	10/19/10	Trip Blank	SW5030B	Purge and Trap Water GC/MS	10/20/10 09:53 AM	43453
1010145-02A	SO-SB8-01	10/19/10 08:22 AM	Soil	SW5035	Purge and Trap 5035	10/21/10 10:06 AM	43522
1010145-02B	SO-SB8-01	10/19/10 08:22 AM	Soil	TX1005	TX1005 Soil Prep	10/20/10 03:02 PM	43510
1010145-02C	SO-SB8-01	10/19/10 08:22 AM	Soil	SW3550B	Soil Prep Sonication: PAH	10/26/10 11:04 AM	43585
	SO-SB8-01	10/19/10 08:22 AM	Soil	D2216	Moisture Preparation	10/26/10 04:49 PM	43593
1010145-03A	SO-SB9-01	10/19/10 09:32 AM	Soil	SW5035	Purge and Trap 5035	10/21/10 10:06 AM	43522
1010145-03B	SO-SB9-01	10/19/10 09:32 AM	Soil	TX1005	TX1005 Soil Prep	10/20/10 03:02 PM	43510
1010145-03C	SO-SB9-01	10/19/10 09:32 AM	Soil	SW3550B	Soil Prep Sonication: PAH	10/26/10 11:04 AM	43585
	SO-SB9-01	10/19/10 09:32 AM	Soil	D2216	Moisture Preparation	10/26/10 04:49 PM	43593
1010145-04A	SO-SB10-01	10/19/10 11:06 AM	Soil	SW5035	Purge and Trap 5035	10/21/10 10:06 AM	43522
1010145-04B	SO-SB10-01	10/19/10 11:06 AM	Soil	TX1005	TX1005 Soil Prep	10/20/10 03:02 PM	43510
1010145-04C	SO-SB10-01	10/19/10 11:06 AM	Soil	SW3550B	Soil Prep Sonication: PAH	10/26/10 11:04 AM	43585
1010145-04D	SO-SB10-01	10/19/10 11:06 AM	Soil	D2216	Moisture Preparation	10/21/10 02:17 PM	43533
1010145-05A	SO-MW1-01	10/19/10 01:46 PM	Soil	SW5035	Purge and Trap 5035	10/21/10 10:06 AM	43522
1010145-05B	SO-MW1-01	10/19/10 01:46 PM	Soil	TX1005	TX1005 Soil Prep	10/20/10 03:02 PM	43510
1010145-05C	SO-MW1-01	10/19/10 01:46 PM	Soil	SW3550B	Soil Prep Sonication: PAH	10/26/10 11:04 AM	43585
1010145-05D	SO-MW1-01	10/19/10 01:46 PM	Soil	D2216	Moisture Preparation	10/21/10 02:17 PM	43533
1010145-06A	SO-SB13-01	10/19/10 03:57 PM	Soil	SW5035	Purge and Trap 5035	10/21/10 10:06 AM	43522
1010145-06B	SO-SB13-01	10/19/10 03:57 PM	Soil	TX1005	TX1005 Soil Prep	10/20/10 03:02 PM	43510
1010145-06C	SO-SB13-01	10/19/10 03:57 PM	Soil	SW3550B	Soil Prep Sonication: PAH	10/26/10 11:04 AM	43585
1010145-06D	SO-SB13-01	10/19/10 03:57 PM	Soil	D2216	Moisture Preparation	10/21/10 02:17 PM	43533
1010145-07A	SO-FD-2	10/19/10	Soil	SW5035	Purge and Trap 5035	10/21/10 10:06 AM	43522
1010145-07B	SO-FD-2	10/19/10	Soil	TX1005	TX1005 Soil Prep	10/20/10 03:02 PM	43510
1010145-07C	SO-FD-2	10/19/10	Soil	SW3550B	Soil Prep Sonication: PAH	10/26/10 11:04 AM	43585
1010145-07D	SO-FD-2	10/19/10	Soil	D2216	Moisture Preparation	10/21/10 02:17 PM	43533
1010145-08A	GW-TB-4	10/19/10	Trip Blank	SW5030B	Purge and Trap Water GC/MS	10/20/10 09:53 AM	43453
1010145-09A	SO-MW3-01	10/19/10 09:00 AM	Soil	SW5035	Purge and Trap 5035	10/21/10 10:06 AM	43522
1010145-09B	SO-MW3-01	10/19/10 09:00 AM	Soil	TX1005	TX1005 Soil Prep	10/20/10 03:02 PM	43510
1010145-09C	SO-MW3-01	10/19/10 09:00 AM	Soil	SW3550B	Soil Prep Sonication: PAH	10/26/10 11:04 AM	43585

CLIENT: Geo Strata Environmental Consultants
Project: Hillcrest CEI
Lab Order: 1010145

PREP DATES REPORT

Sample ID	Client Sample ID	Collection Date	Matrix	Test Number	Test Name	Prep Date	Batch ID
	SO-MW3-01	10/19/10 09:00 AM	Soil	D2216	Moisture Preparation	10/26/10 04:49 PM	43593
1010145-10A	SO-MW2-01	10/19/10 02:14 PM	Soil	SW5035	Purge and Trap 5035	10/21/10 10:06 AM	43522
1010145-10B	SO-MW2-01	10/19/10 02:14 PM	Soil	TX1005	TX1005 Soil Prep	10/20/10 03:02 PM	43510
	SO-MW2-01	10/19/10 02:14 PM	Soil	TX1005	TX1005 Soil Prep	10/20/10 03:02 PM	43510
1010145-10C	SO-MW2-01	10/19/10 02:14 PM	Soil	SW3550B	Soil Prep Sonication: PAH	10/26/10 11:04 AM	43585
1010145-10D	SO-MW2-01	10/19/10 02:14 PM	Soil	D2216	Moisture Preparation	10/21/10 02:17 PM	43533
1010145-11A	SO-MW2-02	10/19/10 02:20 PM	Soil	SW5035	Purge and Trap 5035	10/21/10 10:06 AM	43522
1010145-11B	SO-MW2-02	10/19/10 02:20 PM	Soil	TX1005	TX1005 Soil Prep	10/20/10 03:02 PM	43510
1010145-11C	SO-MW2-02	10/19/10 02:20 PM	Soil	SW3550B	Soil Prep Sonication: PAH	10/26/10 11:04 AM	43585
1010145-11D	SO-MW2-02	10/19/10 02:20 PM	Soil	D2216	Moisture Preparation	10/21/10 02:17 PM	43533
1010145-12A	GW FB-2	10/19/10 04:25 PM	Field Blank	SW5030B	Purge and Trap Water GC/MS	10/20/10 09:53 AM	43453
1010145-13A	GW EB-03	10/19/10 04:45 PM	Equip Blank	SW5030B	Purge and Trap Water GC/MS	10/20/10 09:53 AM	43453
1010145-13B	GW EB-03	10/19/10 04:45 PM	Equip Blank	TX1005	TX1005 Water Prep	10/21/10 03:34 PM	43535
1010145-13C	GW EB-03	10/19/10 04:45 PM	Equip Blank	SW3510C	Aq Prep Sep Funnel: PAH	10/25/10 08:59 AM	43558
1010145-14A	SO-FD-3	10/19/10 09:30 AM	Soil	SW5035	Purge and Trap 5035	10/21/10 10:06 AM	43522
1010145-14B	SO-FD-3	10/19/10 09:30 AM	Soil	TX1005	TX1005 Soil Prep	10/20/10 03:02 PM	43510
1010145-14C	SO-FD-3	10/19/10 09:30 AM	Soil	SW3550B	Soil Prep Sonication: PAH	10/26/10 11:04 AM	43585
	SO-FD-3	10/19/10 09:30 AM	Soil	D2216	Moisture Preparation	10/26/10 04:49 PM	43593
1010145-15A	SO-MW1-02	10/19/10 01:53 PM	Soil	SW5035	Purge and Trap 5035	10/21/10 10:06 AM	43522
1010145-15B	SO-MW1-02	10/19/10 01:53 PM	Soil	TX1005	TX1005 Soil Prep	10/20/10 03:02 PM	43510
1010145-15C	SO-MW1-02	10/19/10 01:53 PM	Soil	SW3550B	Soil Prep Sonication: PAH	10/26/10 11:04 AM	43585
1010145-15D	SO-MW1-02	10/19/10 01:53 PM	Soil	D2216	Moisture Preparation	10/21/10 02:18 PM	43534

CLIENT: Geo Strata Environmental Consultants
Project: Hillcrest CEI
Lab Order: 1010145

ANALYTICAL DATES REPORT

Sample ID	Client Sample ID	Matrix	Test Number	Test Name	Batch ID	Dilution	Analysis Date	Run ID
1010145-01A	GW-TB3	Trip Blank	SW8260B	8260 Water Volatiles by GC/MS	43453	1	10/20/10 05:08 PM	GCMS5_101020C
1010145-02A	SO-SB8-01	Soil	SW8260B	Volatiles by 8260/5035 GC/MS	43522	1	10/21/10 01:22 PM	GCMS2_101021A
1010145-02B	SO-SB8-01	Soil	TX1005	Tx1005 TPH Soil	43510	1	10/20/10 05:46 PM	GC12_101020C
1010145-02C	SO-SB8-01	Soil	SW8270C	PAHs: GC/MS	43585	1	10/27/10 10:42 AM	GCMS6_101026A
	SO-SB8-01	Soil	D2216	Percent Moisture	43593	1	10/27/10 08:55 AM	PMOIST_101026A
1010145-03A	SO-SB9-01	Soil	SW8260B	Volatiles by 8260/5035 GC/MS	43522	1	10/21/10 01:55 PM	GCMS2_101021A
1010145-03B	SO-SB9-01	Soil	TX1005	Tx1005 TPH Soil	43510	1	10/20/10 05:55 PM	GC12_101020C
1010145-03C	SO-SB9-01	Soil	SW8270C	PAHs: GC/MS	43585	1	10/27/10 11:16 AM	GCMS6_101026A
	SO-SB9-01	Soil	D2216	Percent Moisture	43593	1	10/27/10 08:55 AM	PMOIST_101026A
1010145-04A	SO-SB10-01	Soil	SW8260B	Volatiles by 8260/5035 GC/MS	43522	1	10/21/10 02:31 PM	GCMS2_101021A
1010145-04B	SO-SB10-01	Soil	TX1005	Tx1005 TPH Soil	43510	1	10/20/10 06:04 PM	GC12_101020C
1010145-04C	SO-SB10-01	Soil	SW8270C	PAHs: GC/MS	43585	1	10/27/10 11:48 AM	GCMS6_101026A
1010145-04D	SO-SB10-01	Soil	D2216	Percent Moisture	43533	1	10/22/10 09:00 AM	PMOIST_101021B
1010145-05A	SO-MW1-01	Soil	SW8260B	Volatiles by 8260/5035 GC/MS	43522	1	10/21/10 03:05 PM	GCMS2_101021A
1010145-05B	SO-MW1-01	Soil	TX1005	Tx1005 TPH Soil	43510	1	10/20/10 06:13 PM	GC12_101020C
1010145-05C	SO-MW1-01	Soil	SW8270C	PAHs: GC/MS	43585	1	10/27/10 12:19 PM	GCMS6_101026A
1010145-05D	SO-MW1-01	Soil	D2216	Percent Moisture	43533	1	10/22/10 09:00 AM	PMOIST_101021B
1010145-06A	SO-SB13-01	Soil	SW8260B	Volatiles by 8260/5035 GC/MS	43522	1	10/21/10 03:40 PM	GCMS2_101021A
1010145-06B	SO-SB13-01	Soil	TX1005	Tx1005 TPH Soil	43510	1	10/20/10 06:22 PM	GC12_101020C
1010145-06C	SO-SB13-01	Soil	SW8270C	PAHs: GC/MS	43585	1	10/27/10 12:50 PM	GCMS6_101026A
1010145-06D	SO-SB13-01	Soil	D2216	Percent Moisture	43533	1	10/22/10 09:00 AM	PMOIST_101021B
1010145-07A	SO-FD-2	Soil	SW8260B	Volatiles by 8260/5035 GC/MS	43522	1	10/21/10 04:16 PM	GCMS2_101021A
1010145-07B	SO-FD-2	Soil	TX1005	Tx1005 TPH Soil	43510	1	10/20/10 06:31 PM	GC12_101020C
1010145-07C	SO-FD-2	Soil	SW8270C	PAHs: GC/MS	43585	1	10/27/10 01:22 PM	GCMS6_101026A
1010145-07D	SO-FD-2	Soil	D2216	Percent Moisture	43533	1	10/22/10 09:00 AM	PMOIST_101021B
1010145-08A	GW-TB-4	Trip Blank	SW8260B	8260 Water Volatiles by GC/MS	43453	1	10/20/10 05:32 PM	GCMS5_101020C
1010145-09A	SO-MW3-01	Soil	SW8260B	Volatiles by 8260/5035 GC/MS	43522	1	10/21/10 04:48 PM	GCMS2_101021A
1010145-09B	SO-MW3-01	Soil	TX1005	Tx1005 TPH Soil	43510	1	10/20/10 06:40 PM	GC12_101020C
1010145-09C	SO-MW3-01	Soil	SW8270C	PAHs: GC/MS	43585	1	10/27/10 01:53 PM	GCMS6_101026A

CLIENT: Geo Strata Environmental Consultants
Project: Hillcrest CEI
Lab Order: 1010145

ANALYTICAL DATES REPORT

Sample ID	Client Sample ID	Matrix	Test Number	Test Name	Batch ID	Dilution	Analysis Date	Run ID
	SO-MW3-01	Soil	D2216	Percent Moisture	43593	1	10/27/10 08:55 AM	PMOIST_101026A
1010145-10A	SO-MW2-01	Soil	SW8260B	Volatiles by 8260/5035 GC/MS	43522	1	10/21/10 05:24 PM	GCMS2_101021A
1010145-10B	SO-MW2-01	Soil	TX1005	Tx1005 TPH Soil	43510	1	10/20/10 06:58 PM	GC12_101020C
	SO-MW2-01	Soil	TX1005	Tx1005 TPH Soil	43510	1	10/21/10 09:29 AM	GC12_101020C
1010145-10C	SO-MW2-01	Soil	SW8270C	PAHs: GC/MS	43585	1	10/27/10 02:25 PM	GCMS6_101026A
1010145-10D	SO-MW2-01	Soil	D2216	Percent Moisture	43533	1	10/22/10 09:00 AM	PMOIST_101021B
1010145-11A	SO-MW2-02	Soil	SW8260B	Volatiles by 8260/5035 GC/MS	43522	1	10/21/10 06:00 PM	GCMS2_101021A
1010145-11B	SO-MW2-02	Soil	TX1005	Tx1005 TPH Soil	43510	1	10/20/10 07:07 PM	GC12_101020C
1010145-11C	SO-MW2-02	Soil	SW8270C	PAHs: GC/MS	43585	1	10/27/10 02:57 PM	GCMS6_101026A
1010145-11D	SO-MW2-02	Soil	D2216	Percent Moisture	43533	1	10/22/10 09:00 AM	PMOIST_101021B
1010145-12A	GW FB-2	Field Blank	SW8260B	8260 Water Volatiles by GC/MS	43453	1	10/20/10 05:56 PM	GCMS5_101020C
1010145-13A	GW EB-03	Equip Blank	SW8260B	8260 Water Volatiles by GC/MS	43453	1	10/20/10 06:20 PM	GCMS5_101020C
1010145-13B	GW EB-03	Equip Blank	TX1005	Tx1005 TPH Water	43535	1	10/22/10 09:29 AM	GC12_101022A
1010145-13C	GW EB-03	Equip Blank	SW8270C	PAHs: GC/MS	43558	1	10/25/10 02:36 PM	GCMS6_101025A
1010145-14A	SO-FD-3	Soil	SW8260B	Volatiles by 8260/5035 GC/MS	43522	1	10/21/10 06:33 PM	GCMS2_101021A
1010145-14B	SO-FD-3	Soil	TX1005	Tx1005 TPH Soil	43510	1	10/20/10 07:16 PM	GC12_101020C
1010145-14C	SO-FD-3	Soil	SW8270C	PAHs: GC/MS	43585	1	10/27/10 03:29 PM	GCMS6_101026A
	SO-FD-3	Soil	D2216	Percent Moisture	43593	1	10/27/10 08:55 AM	PMOIST_101026A
1010145-15A	SO-MW1-02	Soil	SW8260B	Volatiles by 8260/5035 GC/MS	43522	1	10/21/10 12:45 PM	GCMS2_101021A
1010145-15B	SO-MW1-02	Soil	TX1005	Tx1005 TPH Soil	43510	1	10/20/10 07:24 PM	GC12_101020C
1010145-15C	SO-MW1-02	Soil	SW8270C	PAHs: GC/MS	43585	1	10/27/10 04:00 PM	GCMS6_101026A
1010145-15D	SO-MW1-02	Soil	D2216	Percent Moisture	43534	1	10/22/10 02:05 PM	PMOIST_101022A

DHL Analytical

Date: 10/28/10

CLIENT:	Geo Strata Environmental Consultants	Client Sample ID:	GW-TB3
Project:	Hillcrest CEI	Lab ID:	1010145-01
Project No:	HCEI-760-SL-11	Collection Date:	10/19/10
Lab Order:	1010145	Matrix:	Trip Blank

Analyses	Result	SDL	RL	Qual	Units	DF	Date Analyzed
8260 Water Volatiles by GC/MS		SW8260B					Analyst: AJR
1,1,1-Trichloroethane	<0.000200	0.000200	0.00100		mg/L	1	10/20/10 05:08 PM
1,1,2,2-Tetrachloroethane	<0.000200	0.000200	0.00100		mg/L	1	10/20/10 05:08 PM
1,1,2-Trichloroethane	<0.000200	0.000200	0.00100		mg/L	1	10/20/10 05:08 PM
1,1,2-Trichlorotrifluoroethane	<0.00500	0.00500	0.0150		mg/L	1	10/20/10 05:08 PM
1,1-Dichloroethane	<0.000200	0.000200	0.00100		mg/L	1	10/20/10 05:08 PM
1,1-Dichloroethene	<0.000200	0.000200	0.00100		mg/L	1	10/20/10 05:08 PM
1,2,4-Trichlorobenzene	<0.00150	0.00150	0.00500		mg/L	1	10/20/10 05:08 PM
1,2-Dibromo-3-chloropropane	<0.00300	0.00300	0.0100		mg/L	1	10/20/10 05:08 PM
1,2-Dibromoethane	<0.000200	0.000200	0.00100		mg/L	1	10/20/10 05:08 PM
1,2-Dichlorobenzene	<0.000300	0.000300	0.00100		mg/L	1	10/20/10 05:08 PM
1,2-Dichloroethane	<0.000300	0.000300	0.00100		mg/L	1	10/20/10 05:08 PM
1,2-Dichloropropane	<0.000200	0.000200	0.00100		mg/L	1	10/20/10 05:08 PM
1,3-Dichlorobenzene	<0.000300	0.000300	0.00100		mg/L	1	10/20/10 05:08 PM
1,4-Dichlorobenzene	<0.000300	0.000300	0.00100		mg/L	1	10/20/10 05:08 PM
2-Butanone	<0.00500	0.00500	0.0150		mg/L	1	10/20/10 05:08 PM
2-Hexanone	<0.00500	0.00500	0.0150		mg/L	1	10/20/10 05:08 PM
4-Methyl-2-pentanone	<0.00500	0.00500	0.0150		mg/L	1	10/20/10 05:08 PM
Acetone	<0.00500	0.00500	0.0150		mg/L	1	10/20/10 05:08 PM
Benzene	<0.000200	0.000200	0.00100		mg/L	1	10/20/10 05:08 PM
Bromodichloromethane	<0.000200	0.000200	0.00100		mg/L	1	10/20/10 05:08 PM
Bromoform	<0.000200	0.000200	0.00100		mg/L	1	10/20/10 05:08 PM
Bromomethane	<0.000300	0.000300	0.00100		mg/L	1	10/20/10 05:08 PM
Carbon disulfide	<0.00500	0.00500	0.0150		mg/L	1	10/20/10 05:08 PM
Carbon tetrachloride	<0.000200	0.000200	0.00100		mg/L	1	10/20/10 05:08 PM
Chlorobenzene	<0.000200	0.000200	0.00100		mg/L	1	10/20/10 05:08 PM
Chloroethane	<0.000300	0.000300	0.00100		mg/L	1	10/20/10 05:08 PM
Chloroform	<0.000300	0.000300	0.00100		mg/L	1	10/20/10 05:08 PM
Chloromethane	<0.000300	0.000300	0.00100		mg/L	1	10/20/10 05:08 PM
cis-1,2-Dichloroethene	<0.000200	0.000200	0.00100		mg/L	1	10/20/10 05:08 PM
cis-1,3-Dichloropropene	<0.000200	0.000200	0.00100		mg/L	1	10/20/10 05:08 PM
Cyclohexane	<0.00500	0.00500	0.0150	N	mg/L	1	10/20/10 05:08 PM
Dibromochloromethane	<0.000200	0.000200	0.00100		mg/L	1	10/20/10 05:08 PM
Dichlorodifluoromethane	<0.000200	0.000200	0.00100		mg/L	1	10/20/10 05:08 PM
Ethylbenzene	<0.000300	0.000300	0.00100		mg/L	1	10/20/10 05:08 PM
Isopropylbenzene	<0.000200	0.000200	0.00100		mg/L	1	10/20/10 05:08 PM
m,p-Xylene	<0.000600	0.000600	0.00200		mg/L	1	10/20/10 05:08 PM
Methyl Acetate	<0.00500	0.00500	0.0150		mg/L	1	10/20/10 05:08 PM
Methyl tert-butyl ether	<0.000300	0.000300	0.00100		mg/L	1	10/20/10 05:08 PM
Methylcyclohexane	<0.00500	0.00500	0.0150		mg/L	1	10/20/10 05:08 PM
Methylene chloride	<0.00250	0.00250	0.00250		mg/L	1	10/20/10 05:08 PM
o-Xylene	<0.000300	0.000300	0.00100		mg/L	1	10/20/10 05:08 PM
Styrene	<0.000200	0.000200	0.00100		mg/L	1	10/20/10 05:08 PM
Tetrachloroethene	<0.000600	0.000600	0.00200		mg/L	1	10/20/10 05:08 PM
Toluene	<0.000600	0.000600	0.00200		mg/L	1	10/20/10 05:08 PM

Qualifiers:

	See Final Page of Report for MQLs and MDLs	J	Analyte detected between SDL and RL
B	Analyte detected in the associated Method Blank	N	Parameter not NELAC certified
C	Sample Result or QC discussed in the Case Narrative	ND	Not Detected at the SDL
DF	Dilution Factor	RL	Reporting Limit (MQL adjusted for moisture and sample size)
E	TPH pattern not Gas or Diesel Range Pattern	S	Spike Recovery outside control limits
		SDL	Sample Detection Limit

DHL Analytical

Date: 10/28/10

CLIENT:	Geo Strata Environmental Consultants	Client Sample ID:	GW-TB3
Project:	Hillcrest CEI	Lab ID:	1010145-01
Project No:	HCEI-760-SL-11	Collection Date:	10/19/10
Lab Order:	1010145	Matrix:	Trip Blank

Analyses	Result	SDL	RL	Qual	Units	DF	Date Analyzed
trans-1,2-Dichloroethene	<0.000200	0.000200	0.00100		mg/L	1	10/20/10 05:08 PM
trans-1,3-Dichloropropene	<0.000200	0.000200	0.00100		mg/L	1	10/20/10 05:08 PM
Trichloroethene	<0.000600	0.000600	0.00200		mg/L	1	10/20/10 05:08 PM
Trichlorofluoromethane	<0.000200	0.000200	0.00100		mg/L	1	10/20/10 05:08 PM
Vinyl chloride	<0.000100	0.000100	0.00100		mg/L	1	10/20/10 05:08 PM
Surr: 1,2-Dichloroethane-d4	96.2	0	72 - 119		%REC	1	10/20/10 05:08 PM
Surr: 4-Bromofluorobenzene	103	0	76 - 119		%REC	1	10/20/10 05:08 PM
Surr: Dibromofluoromethane	100	0	85 - 115		%REC	1	10/20/10 05:08 PM
Surr: Toluene-d8	97.1	0	81 - 120		%REC	1	10/20/10 05:08 PM

Qualifiers:

	See Final Page of Report for MQLs and MDLs	J	Analyte detected between SDL and RL
B	Analyte detected in the associated Method Blank	N	Parameter not NELAC certified
C	Sample Result or QC discussed in the Case Narrative	ND	Not Detected at the SDL
DF	Dilution Factor	RL	Reporting Limit (MQL adjusted for moisture and sample size)
E	TPH pattern not Gas or Diesel Range Pattern	S	Spike Recovery outside control limits
		SDL	Sample Detection Limit

DHL Analytical

Date: 10/28/10

CLIENT:	Geo Strata Environmental Consultants	Client Sample ID:	SO-SB8-01
Project:	Hillcrest CEI	Lab ID:	1010145-02
Project No:	HCEI-760-SL-11	Collection Date:	10/19/10 08:22 AM
Lab Order:	1010145	Matrix:	Soil

Analyses	Result	SDL	RL	Qual	Units	DF	Date Analyzed
Tx1005 TPH Soil		TX1005					Analyst: AV
T/R Hydrocarbons: C6-C12	<7.37	7.37	21.1		mg/Kg-dry	1	10/20/10 05:46 PM
T/R Hydrocarbons: >C12-C28	<7.37	7.37	21.1		mg/Kg-dry	1	10/20/10 05:46 PM
T/R Hydrocarbons: >C28-C35	<7.37	7.37	21.1		mg/Kg-dry	1	10/20/10 05:46 PM
T/R Hydrocarbons: C6-C35	<7.37	7.37	21.1		mg/Kg-dry	1	10/20/10 05:46 PM
Surr: Isopropylbenzene	99.5	0	70 - 130		%REC	1	10/20/10 05:46 PM
Surr: Octacosane	99.0	0	70 - 130		%REC	1	10/20/10 05:46 PM
PAHs: GC/MS		SW8270C					Analyst: DO
Acenaphthene	<0.0217	0.0217	0.0543		mg/Kg-dry	1	10/27/10 10:42 AM
Acenaphthylene	<0.0109	0.0109	0.0543		mg/Kg-dry	1	10/27/10 10:42 AM
Anthracene	<0.0109	0.0109	0.0543		mg/Kg-dry	1	10/27/10 10:42 AM
Benzo[a]anthracene	<0.0217	0.0217	0.0543		mg/Kg-dry	1	10/27/10 10:42 AM
Benzo[a]pyrene	<0.0326	0.0326	0.0543		mg/Kg-dry	1	10/27/10 10:42 AM
Benzo[b]fluoranthene	<0.0217	0.0217	0.0543		mg/Kg-dry	1	10/27/10 10:42 AM
Benzo[g,h,i]perylene	<0.0217	0.0217	0.0543		mg/Kg-dry	1	10/27/10 10:42 AM
Benzo[k]fluoranthene	<0.0326	0.0326	0.0543		mg/Kg-dry	1	10/27/10 10:42 AM
Chrysene	<0.0217	0.0217	0.0543		mg/Kg-dry	1	10/27/10 10:42 AM
Dibenz[a,h]anthracene	<0.0217	0.0217	0.0543		mg/Kg-dry	1	10/27/10 10:42 AM
Fluoranthene	<0.0109	0.0109	0.0543		mg/Kg-dry	1	10/27/10 10:42 AM
Fluorene	<0.0109	0.0109	0.0543		mg/Kg-dry	1	10/27/10 10:42 AM
Indeno[1,2,3-cd]pyrene	<0.0109	0.0109	0.0543		mg/Kg-dry	1	10/27/10 10:42 AM
Naphthalene	<0.0109	0.0109	0.0543		mg/Kg-dry	1	10/27/10 10:42 AM
Phenanthrene	<0.0109	0.0109	0.0543		mg/Kg-dry	1	10/27/10 10:42 AM
Pyrene	<0.0217	0.0217	0.0543		mg/Kg-dry	1	10/27/10 10:42 AM
Surr: 2-Fluorobiphenyl	62.2	0	40 - 140		%REC	1	10/27/10 10:42 AM
Surr: 4-Terphenyl-d14	77.1	0	40 - 140		%REC	1	10/27/10 10:42 AM
Volatiles by 8260/5035 GC/MS		SW8260B					Analyst: AJR
1,1,1-Trichloroethane	<0.000988	0.000988	0.00494		mg/Kg-dry	1	10/21/10 01:22 PM
1,1,2,2-Tetrachloroethane	<0.000988	0.000988	0.00494		mg/Kg-dry	1	10/21/10 01:22 PM
1,1,2-Trichloroethane	<0.000988	0.000988	0.00494		mg/Kg-dry	1	10/21/10 01:22 PM
1,1,2-Trichlorotrifluoroethane	<0.00494	0.00494	0.0148		mg/Kg-dry	1	10/21/10 01:22 PM
1,1-Dichloroethane	<0.000988	0.000988	0.00494		mg/Kg-dry	1	10/21/10 01:22 PM
1,1-Dichloroethene	<0.000988	0.000988	0.00494		mg/Kg-dry	1	10/21/10 01:22 PM
1,2,4-Trichlorobenzene	<0.000988	0.000988	0.00494		mg/Kg-dry	1	10/21/10 01:22 PM
1,2-Dibromo-3-chloropropane	<0.000988	0.000988	0.00494		mg/Kg-dry	1	10/21/10 01:22 PM
1,2-Dibromoethane	<0.000988	0.000988	0.00494		mg/Kg-dry	1	10/21/10 01:22 PM
1,2-Dichlorobenzene	<0.000988	0.000988	0.00494		mg/Kg-dry	1	10/21/10 01:22 PM
1,2-Dichloroethane	<0.000988	0.000988	0.00494		mg/Kg-dry	1	10/21/10 01:22 PM
1,2-Dichloropropane	<0.000988	0.000988	0.00494		mg/Kg-dry	1	10/21/10 01:22 PM
1,3-Dichlorobenzene	<0.000988	0.000988	0.00494		mg/Kg-dry	1	10/21/10 01:22 PM
1,4-Dichlorobenzene	<0.000988	0.000988	0.00494		mg/Kg-dry	1	10/21/10 01:22 PM
2-Butanone	<0.00494	0.00494	0.0148		mg/Kg-dry	1	10/21/10 01:22 PM
2-Hexanone	<0.00494	0.00494	0.0148		mg/Kg-dry	1	10/21/10 01:22 PM
4-Methyl-2-pentanone	<0.00494	0.00494	0.0148		mg/Kg-dry	1	10/21/10 01:22 PM
Acetone	<0.0148	0.0148	0.0494		mg/Kg-dry	1	10/21/10 01:22 PM

Qualifiers: See Final Page of Report for MQLs and MDLs

B	Analyte detected in the associated Method Blank	J	Analyte detected between SDL and RL
C	Sample Result or QC discussed in the Case Narrative	N	Parameter not NELAC certified
DF	Dilution Factor	ND	Not Detected at the SDL
E	TPH pattern not Gas or Diesel Range Pattern	RL	Reporting Limit (MQL adjusted for moisture and sample size)
		S	Spike Recovery outside control limits
		SDL	Sample Detection Limit

DHL Analytical

Date: 10/28/10

CLIENT:	Geo Strata Environmental Consultants	Client Sample ID:	SO-SB8-01
Project:	Hillcrest CEI	Lab ID:	1010145-02
Project No:	HCEI-760-SL-11	Collection Date:	10/19/10 08:22 AM
Lab Order:	1010145	Matrix:	Soil

Analyses	Result	SDL	RL	Qual	Units	DF	Date Analyzed
Benzene	<0.000988	0.000988	0.00494		mg/Kg-dry	1	10/21/10 01:22 PM
Bromodichloromethane	<0.000988	0.000988	0.00494		mg/Kg-dry	1	10/21/10 01:22 PM
Bromoform	<0.000988	0.000988	0.00494		mg/Kg-dry	1	10/21/10 01:22 PM
Bromomethane	<0.000988	0.000988	0.00494		mg/Kg-dry	1	10/21/10 01:22 PM
Carbon disulfide	<0.000988	0.000988	0.00494		mg/Kg-dry	1	10/21/10 01:22 PM
Carbon tetrachloride	<0.000988	0.000988	0.00494		mg/Kg-dry	1	10/21/10 01:22 PM
Chlorobenzene	<0.000988	0.000988	0.00494		mg/Kg-dry	1	10/21/10 01:22 PM
Chloroethane	<0.000988	0.000988	0.00494		mg/Kg-dry	1	10/21/10 01:22 PM
Chloroform	<0.000988	0.000988	0.00494		mg/Kg-dry	1	10/21/10 01:22 PM
Chloromethane	<0.000988	0.000988	0.00494		mg/Kg-dry	1	10/21/10 01:22 PM
cis-1,2-Dichloroethene	<0.000988	0.000988	0.00494		mg/Kg-dry	1	10/21/10 01:22 PM
cis-1,3-Dichloropropene	<0.000988	0.000988	0.00494		mg/Kg-dry	1	10/21/10 01:22 PM
Cyclohexane	<0.00494	0.00494	0.0148	N	mg/Kg-dry	1	10/21/10 01:22 PM
Dibromochloromethane	<0.000988	0.000988	0.00494		mg/Kg-dry	1	10/21/10 01:22 PM
Dichlorodifluoromethane	<0.000988	0.000988	0.00494		mg/Kg-dry	1	10/21/10 01:22 PM
Ethylbenzene	<0.000988	0.000988	0.00494		mg/Kg-dry	1	10/21/10 01:22 PM
Isopropylbenzene	<0.000988	0.000988	0.00494		mg/Kg-dry	1	10/21/10 01:22 PM
m,p-Xylene	<0.000988	0.000988	0.00494		mg/Kg-dry	1	10/21/10 01:22 PM
Methyl Acetate	<0.00494	0.00494	0.0148		mg/Kg-dry	1	10/21/10 01:22 PM
Methyl tert-butyl ether	<0.000988	0.000988	0.00494		mg/Kg-dry	1	10/21/10 01:22 PM
Methylcyclohexane	<0.00494	0.00494	0.0148		mg/Kg-dry	1	10/21/10 01:22 PM
Methylene chloride	<0.00494	0.00494	0.00494		mg/Kg-dry	1	10/21/10 01:22 PM
o-Xylene	<0.000988	0.000988	0.00494		mg/Kg-dry	1	10/21/10 01:22 PM
Styrene	<0.000988	0.000988	0.00494		mg/Kg-dry	1	10/21/10 01:22 PM
Tetrachloroethene	<0.000988	0.000988	0.00494		mg/Kg-dry	1	10/21/10 01:22 PM
Toluene	<0.000988	0.000988	0.00494		mg/Kg-dry	1	10/21/10 01:22 PM
trans-1,2-Dichloroethene	<0.000988	0.000988	0.00494		mg/Kg-dry	1	10/21/10 01:22 PM
trans-1,3-Dichloropropene	<0.000988	0.000988	0.00494		mg/Kg-dry	1	10/21/10 01:22 PM
Trichloroethene	<0.000988	0.000988	0.00494		mg/Kg-dry	1	10/21/10 01:22 PM
Trichlorofluoromethane	<0.00494	0.00494	0.0148		mg/Kg-dry	1	10/21/10 01:22 PM
Vinyl chloride	<0.000988	0.000988	0.00494		mg/Kg-dry	1	10/21/10 01:22 PM
Surr: 1,2-Dichloroethane-d4	131	0	52 - 149		%REC	1	10/21/10 01:22 PM
Surr: 4-Bromofluorobenzene	105	0	84 - 118		%REC	1	10/21/10 01:22 PM
Surr: Dibromofluoromethane	102	0	65 - 135		%REC	1	10/21/10 01:22 PM
Surr: Toluene-d8	103	0	84 - 116		%REC	1	10/21/10 01:22 PM
Percent Moisture		**D2216**					**Analyst: AA**
Percent Moisture	16.0	0	0		WT%	1	10/27/10 08:55 AM

Qualifiers:		See Final Page of Report for MQLs and MDLs	J	Analyte detected between SDL and RL
	B	Analyte detected in the associated Method Blank	N	Parameter not NELAC certified
	C	Sample Result or QC discussed in the Case Narrative	ND	Not Detected at the SDL
	DF	Dilution Factor	RL	Reporting Limit (MQL adjusted for moisture and sample size)
	E	TPH pattern not Gas or Diesel Range Pattern	S	Spike Recovery outside control limits
			SDL	Sample Detection Limit

DHL Analytical

Date: 10/28/10

CLIENT:	Geo Strata Environmental Consultants	Client Sample ID:	SO-SB9-01
Project:	Hillcrest CEI	Lab ID:	1010145-03
Project No:	HCEI-760-SL-11	Collection Date:	10/19/10 09:32 AM
Lab Order:	1010145	Matrix:	Soil

Analyses	Result	SDL	RL	Qual	Units	DF	Date Analyzed
Tx1005 TPH Soil		TX1005					Analyst: AV
T/R Hydrocarbons: C6-C12	<8.75	8.75	25.0		mg/Kg-dry	1	10/20/10 05:55 PM
T/R Hydrocarbons: >C12-C28	<8.75	8.75	25.0		mg/Kg-dry	1	10/20/10 05:55 PM
T/R Hydrocarbons: >C28-C35	<8.75	8.75	25.0		mg/Kg-dry	1	10/20/10 05:55 PM
T/R Hydrocarbons: C6-C35	<8.75	8.75	25.0		mg/Kg-dry	1	10/20/10 05:55 PM
Surr: Isopropylbenzene	101	0	70 - 130		%REC	1	10/20/10 05:55 PM
Surr: Octacosane	106	0	70 - 130		%REC	1	10/20/10 05:55 PM
PAHs: GC/MS		SW8270C					Analyst: DO
Acenaphthene	<0.0203	0.0203	0.0508		mg/Kg-dry	1	10/27/10 11:16 AM
Acenaphthylene	<0.0102	0.0102	0.0508		mg/Kg-dry	1	10/27/10 11:16 AM
Anthracene	<0.0102	0.0102	0.0508		mg/Kg-dry	1	10/27/10 11:16 AM
Benzo[a]anthracene	<0.0203	0.0203	0.0508		mg/Kg-dry	1	10/27/10 11:16 AM
Benzo[a]pyrene	<0.0305	0.0305	0.0508		mg/Kg-dry	1	10/27/10 11:16 AM
Benzo[b]fluoranthene	<0.0203	0.0203	0.0508		mg/Kg-dry	1	10/27/10 11:16 AM
Benzo[g,h,i]perylene	<0.0203	0.0203	0.0508		mg/Kg-dry	1	10/27/10 11:16 AM
Benzo[k]fluoranthene	<0.0305	0.0305	0.0508		mg/Kg-dry	1	10/27/10 11:16 AM
Chrysene	<0.0203	0.0203	0.0508		mg/Kg-dry	1	10/27/10 11:16 AM
Dibenz[a,h]anthracene	<0.0203	0.0203	0.0508		mg/Kg-dry	1	10/27/10 11:16 AM
Fluoranthene	<0.0102	0.0102	0.0508		mg/Kg-dry	1	10/27/10 11:16 AM
Fluorene	<0.0102	0.0102	0.0508		mg/Kg-dry	1	10/27/10 11:16 AM
Indeno[1,2,3-cd]pyrene	<0.0102	0.0102	0.0508		mg/Kg-dry	1	10/27/10 11:16 AM
Naphthalene	<0.0102	0.0102	0.0508		mg/Kg-dry	1	10/27/10 11:16 AM
Phenanthrene	<0.0102	0.0102	0.0508		mg/Kg-dry	1	10/27/10 11:16 AM
Pyrene	<0.0203	0.0203	0.0508		mg/Kg-dry	1	10/27/10 11:16 AM
Surr: 2-Fluorobiphenyl	64.5	0	40 - 140		%REC	1	10/27/10 11:16 AM
Surr: 4-Terphenyl-d14	75.7	0	40 - 140		%REC	1	10/27/10 11:16 AM
Volatiles by 8260/5035 GC/MS		SW8260B					Analyst: AJR
1,1,1-Trichloroethane	<0.00113	0.00113	0.00564		mg/Kg-dry	1	10/21/10 01:55 PM
1,1,2,2-Tetrachloroethane	<0.00113	0.00113	0.00564		mg/Kg-dry	1	10/21/10 01:55 PM
1,1,2-Trichloroethane	<0.00113	0.00113	0.00564		mg/Kg-dry	1	10/21/10 01:55 PM
1,1,2-Trichlorotrifluoroethane	<0.00564	0.00564	0.0169		mg/Kg-dry	1	10/21/10 01:55 PM
1,1-Dichloroethane	<0.00113	0.00113	0.00564		mg/Kg-dry	1	10/21/10 01:55 PM
1,1-Dichloroethene	<0.00113	0.00113	0.00564		mg/Kg-dry	1	10/21/10 01:55 PM
1,2,4-Trichlorobenzene	<0.00113	0.00113	0.00564		mg/Kg-dry	1	10/21/10 01:55 PM
1,2-Dibromo-3-chloropropane	<0.00113	0.00113	0.00564		mg/Kg-dry	1	10/21/10 01:55 PM
1,2-Dibromoethane	<0.00113	0.00113	0.00564		mg/Kg-dry	1	10/21/10 01:55 PM
1,2-Dichlorobenzene	<0.00113	0.00113	0.00564		mg/Kg-dry	1	10/21/10 01:55 PM
1,2-Dichloroethane	<0.00113	0.00113	0.00564		mg/Kg-dry	1	10/21/10 01:55 PM
1,2-Dichloropropane	<0.00113	0.00113	0.00564		mg/Kg-dry	1	10/21/10 01:55 PM
1,3-Dichlorobenzene	<0.00113	0.00113	0.00564		mg/Kg-dry	1	10/21/10 01:55 PM
1,4-Dichlorobenzene	<0.00113	0.00113	0.00564		mg/Kg-dry	1	10/21/10 01:55 PM
2-Butanone	<0.00564	0.00564	0.0169		mg/Kg-dry	1	10/21/10 01:55 PM
2-Hexanone	<0.00564	0.00564	0.0169		mg/Kg-dry	1	10/21/10 01:55 PM
4-Methyl-2-pentanone	<0.00564	0.00564	0.0169		mg/Kg-dry	1	10/21/10 01:55 PM
Acetone	<0.0169	0.0169	0.0564		mg/Kg-dry	1	10/21/10 01:55 PM

Qualifiers:

	See Final Page of Report for MQLs and MDLs	J	Analyte detected between SDL and RL
B	Analyte detected in the associated Method Blank	N	Parameter not NELAC certified
C	Sample Result or QC discussed in the Case Narrative	ND	Not Detected at the SDL
DF	Dilution Factor	RL	Reporting Limit (MQL adjusted for moisture and sample size)
E	TPH pattern not Gas or Diesel Range Pattern	S	Spike Recovery outside control limits
		SDL	Sample Detection Limit

DHL Analytical

Date: 10/28/10

CLIENT:	Geo Strata Environmental Consultants	Client Sample ID:	SO-SB9-01
Project:	Hillcrest CEI	Lab ID:	1010145-03
Project No:	HCEI-760-SL-11	Collection Date:	10/19/10 09:32 AM
Lab Order:	1010145	Matrix:	Soil

Analyses	Result	SDL	RL	Qual	Units	DF	Date Analyzed
Benzene	<0.00113	0.00113	0.00564		mg/Kg-dry	1	10/21/10 01:55 PM
Bromodichloromethane	<0.00113	0.00113	0.00564		mg/Kg-dry	1	10/21/10 01:55 PM
Bromoform	<0.00113	0.00113	0.00564		mg/Kg-dry	1	10/21/10 01:55 PM
Bromomethane	<0.00113	0.00113	0.00564		mg/Kg-dry	1	10/21/10 01:55 PM
Carbon disulfide	<0.00113	0.00113	0.00564		mg/Kg-dry	1	10/21/10 01:55 PM
Carbon tetrachloride	<0.00113	0.00113	0.00564		mg/Kg-dry	1	10/21/10 01:55 PM
Chlorobenzene	<0.00113	0.00113	0.00564		mg/Kg-dry	1	10/21/10 01:55 PM
Chloroethane	<0.00113	0.00113	0.00564		mg/Kg-dry	1	10/21/10 01:55 PM
Chloroform	<0.00113	0.00113	0.00564		mg/Kg-dry	1	10/21/10 01:55 PM
Chloromethane	<0.00113	0.00113	0.00564		mg/Kg-dry	1	10/21/10 01:55 PM
cis-1,2-Dichloroethene	<0.00113	0.00113	0.00564		mg/Kg-dry	1	10/21/10 01:55 PM
cis-1,3-Dichloropropene	<0.00113	0.00113	0.00564		mg/Kg-dry	1	10/21/10 01:55 PM
Cyclohexane	<0.00564	0.00564	0.0169	N	mg/Kg-dry	1	10/21/10 01:55 PM
Dibromochloromethane	<0.00113	0.00113	0.00564		mg/Kg-dry	1	10/21/10 01:55 PM
Dichlorodifluoromethane	<0.00113	0.00113	0.00564		mg/Kg-dry	1	10/21/10 01:55 PM
Ethylbenzene	<0.00113	0.00113	0.00564		mg/Kg-dry	1	10/21/10 01:55 PM
Isopropylbenzene	<0.00113	0.00113	0.00564		mg/Kg-dry	1	10/21/10 01:55 PM
m,p-Xylene	<0.00113	0.00113	0.00564		mg/Kg-dry	1	10/21/10 01:55 PM
Methyl Acetate	<0.00564	0.00564	0.0169		mg/Kg-dry	1	10/21/10 01:55 PM
Methyl tert-butyl ether	<0.00113	0.00113	0.00564		mg/Kg-dry	1	10/21/10 01:55 PM
Methylcyclohexane	<0.00564	0.00564	0.0169		mg/Kg-dry	1	10/21/10 01:55 PM
Methylene chloride	<0.00564	0.00564	0.00564		mg/Kg-dry	1	10/21/10 01:55 PM
o-Xylene	<0.00113	0.00113	0.00564		mg/Kg-dry	1	10/21/10 01:55 PM
Styrene	<0.00113	0.00113	0.00564		mg/Kg-dry	1	10/21/10 01:55 PM
Tetrachloroethene	<0.00113	0.00113	0.00564		mg/Kg-dry	1	10/21/10 01:55 PM
Toluene	<0.00113	0.00113	0.00564		mg/Kg-dry	1	10/21/10 01:55 PM
trans-1,2-Dichloroethene	<0.00113	0.00113	0.00564		mg/Kg-dry	1	10/21/10 01:55 PM
trans-1,3-Dichloropropene	<0.00113	0.00113	0.00564		mg/Kg-dry	1	10/21/10 01:55 PM
Trichloroethene	<0.00113	0.00113	0.00564		mg/Kg-dry	1	10/21/10 01:55 PM
Trichlorofluoromethane	<0.00564	0.00564	0.0169		mg/Kg-dry	1	10/21/10 01:55 PM
Vinyl chloride	<0.00113	0.00113	0.00564		mg/Kg-dry	1	10/21/10 01:55 PM
Surr: 1,2-Dichloroethane-d4	121	0	52 - 149		%REC	1	10/21/10 01:55 PM
Surr: 4-Bromofluorobenzene	104	0	84 - 118		%REC	1	10/21/10 01:55 PM
Surr: Dibromofluoromethane	100	0	65 - 135		%REC	1	10/21/10 01:55 PM
Surr: Toluene-d8	103	0	84 - 116		%REC	1	10/21/10 01:55 PM
Percent Moisture		**D2216**					**Analyst: AA**
Percent Moisture	8.68	0	0		WT%	1	10/27/10 08:55 AM

Qualifiers:				
		See Final Page of Report for MQLs and MDLs	J	Analyte detected between SDL and RL
	B	Analyte detected in the associated Method Blank	N	Parameter not NELAC certified
	C	Sample Result or QC discussed in the Case Narrative	ND	Not Detected at the SDL
	DF	Dilution Factor	RL	Reporting Limit (MQL adjusted for moisture and sample size)
	E	TPH pattern not Gas or Diesel Range Pattern	S	Spike Recovery outside control limits
			SDL	Sample Detection Limit

DHL Analytical

Date: 10/28/10

CLIENT:	Geo Strata Environmental Consultants	Client Sample ID:	SO-SB10-01
Project:	Hillcrest CEI	Lab ID:	1010145-04
Project No:	HCEI-760-SL-11	Collection Date:	10/19/10 11:06 AM
Lab Order:	1010145	Matrix:	Soil

Analyses	Result	SDL	RL	Qual	Units	DF	Date Analyzed
Tx1005 TPH Soil		TX1005					Analyst: AV
T/R Hydrocarbons: C6-C12	<8.62	8.62	24.6		mg/Kg-dry	1	10/20/10 06:04 PM
T/R Hydrocarbons: >C12-C28	<8.62	8.62	24.6		mg/Kg-dry	1	10/20/10 06:04 PM
T/R Hydrocarbons: >C28-C35	<8.62	8.62	24.6		mg/Kg-dry	1	10/20/10 06:04 PM
T/R Hydrocarbons: C6-C35	<8.62	8.62	24.6		mg/Kg-dry	1	10/20/10 06:04 PM
Surr: Isopropylbenzene	99.2	0	70 - 130		%REC	1	10/20/10 06:04 PM
Surr: Octacosane	99.5	0	70 - 130		%REC	1	10/20/10 06:04 PM
PAHs: GC/MS		SW8270C					Analyst: DO
Acenaphthene	<0.0244	0.0244	0.0610		mg/Kg-dry	1	10/27/10 11:48 AM
Acenaphthylene	<0.0122	0.0122	0.0610		mg/Kg-dry	1	10/27/10 11:48 AM
Anthracene	<0.0122	0.0122	0.0610		mg/Kg-dry	1	10/27/10 11:48 AM
Benzo[a]anthracene	<0.0244	0.0244	0.0610		mg/Kg-dry	1	10/27/10 11:48 AM
Benzo[a]pyrene	<0.0366	0.0366	0.0610		mg/Kg-dry	1	10/27/10 11:48 AM
Benzo[b]fluoranthene	<0.0244	0.0244	0.0610		mg/Kg-dry	1	10/27/10 11:48 AM
Benzo[g,h,i]perylene	<0.0244	0.0244	0.0610		mg/Kg-dry	1	10/27/10 11:48 AM
Benzo[k]fluoranthene	<0.0366	0.0366	0.0610		mg/Kg-dry	1	10/27/10 11:48 AM
Chrysene	<0.0244	0.0244	0.0610		mg/Kg-dry	1	10/27/10 11:48 AM
Dibenz[a,h]anthracene	<0.0244	0.0244	0.0610		mg/Kg-dry	1	10/27/10 11:48 AM
Fluoranthene	<0.0122	0.0122	0.0610		mg/Kg-dry	1	10/27/10 11:48 AM
Fluorene	<0.0122	0.0122	0.0610		mg/Kg-dry	1	10/27/10 11:48 AM
Indeno[1,2,3-cd]pyrene	<0.0122	0.0122	0.0610		mg/Kg-dry	1	10/27/10 11:48 AM
Naphthalene	<0.0122	0.0122	0.0610		mg/Kg-dry	1	10/27/10 11:48 AM
Phenanthrene	<0.0122	0.0122	0.0610		mg/Kg-dry	1	10/27/10 11:48 AM
Pyrene	<0.0244	0.0244	0.0610		mg/Kg-dry	1	10/27/10 11:48 AM
Surr: 2-Fluorobiphenyl	63.8	0	40 - 140		%REC	1	10/27/10 11:48 AM
Surr: 4-Terphenyl-d14	80.9	0	40 - 140		%REC	1	10/27/10 11:48 AM
Volatiles by 8260/5035 GC/MS		SW8260B					Analyst: AJR
1,1,1-Trichloroethane	<0.00113	0.00113	0.00563		mg/Kg-dry	1	10/21/10 02:31 PM
1,1,2,2-Tetrachloroethane	<0.00113	0.00113	0.00563		mg/Kg-dry	1	10/21/10 02:31 PM
1,1,2-Trichloroethane	<0.00113	0.00113	0.00563		mg/Kg-dry	1	10/21/10 02:31 PM
1,1,2-Trichlorotrifluoroethane	<0.00563	0.00563	0.0169		mg/Kg-dry	1	10/21/10 02:31 PM
1,1-Dichloroethane	<0.00113	0.00113	0.00563		mg/Kg-dry	1	10/21/10 02:31 PM
1,1-Dichloroethene	<0.00113	0.00113	0.00563		mg/Kg-dry	1	10/21/10 02:31 PM
1,2,4-Trichlorobenzene	<0.00113	0.00113	0.00563		mg/Kg-dry	1	10/21/10 02:31 PM
1,2-Dibromo-3-chloropropane	<0.00113	0.00113	0.00563		mg/Kg-dry	1	10/21/10 02:31 PM
1,2-Dibromoethane	<0.00113	0.00113	0.00563		mg/Kg-dry	1	10/21/10 02:31 PM
1,2-Dichlorobenzene	<0.00113	0.00113	0.00563		mg/Kg-dry	1	10/21/10 02:31 PM
1,2-Dichloroethane	<0.00113	0.00113	0.00563		mg/Kg-dry	1	10/21/10 02:31 PM
1,2-Dichloropropane	<0.00113	0.00113	0.00563		mg/Kg-dry	1	10/21/10 02:31 PM
1,3-Dichlorobenzene	<0.00113	0.00113	0.00563		mg/Kg-dry	1	10/21/10 02:31 PM
1,4-Dichlorobenzene	<0.00113	0.00113	0.00563		mg/Kg-dry	1	10/21/10 02:31 PM
2-Butanone	<0.00563	0.00563	0.0169		mg/Kg-dry	1	10/21/10 02:31 PM
2-Hexanone	<0.00563	0.00563	0.0169		mg/Kg-dry	1	10/21/10 02:31 PM
4-Methyl-2-pentanone	<0.00563	0.00563	0.0169		mg/Kg-dry	1	10/21/10 02:31 PM
Acetone	<0.0169	0.0169	0.0563		mg/Kg-dry	1	10/21/10 02:31 PM

Qualifiers:

	See Final Page of Report for MQLs and MDLs	J	Analyte detected between SDL and RL
B	Analyte detected in the associated Method Blank	N	Parameter not NELAC certified
C	Sample Result or QC discussed in the Case Narrative	ND	Not Detected at the SDL
DF	Dilution Factor	RL	Reporting Limit (MQL adjusted for moisture and sample size)
E	TPH pattern not Gas or Diesel Range Pattern	S	Spike Recovery outside control limits
		SDL	Sample Detection Limit

DHL Analytical

Date: 10/28/10

CLIENT:	Geo Strata Environmental Consultants	Client Sample ID:	SO-SB10-01
Project:	Hillcrest CEI	Lab ID:	1010145-04
Project No:	HCEI-760-SL-11	Collection Date:	10/19/10 11:06 AM
Lab Order:	1010145	Matrix:	Soil

Analyses	Result	SDL	RL	Qual	Units	DF	Date Analyzed
Benzene	<0.00113	0.00113	0.00563		mg/Kg-dry	1	10/21/10 02:31 PM
Bromodichloromethane	<0.00113	0.00113	0.00563		mg/Kg-dry	1	10/21/10 02:31 PM
Bromoform	<0.00113	0.00113	0.00563		mg/Kg-dry	1	10/21/10 02:31 PM
Bromomethane	<0.00113	0.00113	0.00563		mg/Kg-dry	1	10/21/10 02:31 PM
Carbon disulfide	<0.00113	0.00113	0.00563		mg/Kg-dry	1	10/21/10 02:31 PM
Carbon tetrachloride	<0.00113	0.00113	0.00563		mg/Kg-dry	1	10/21/10 02:31 PM
Chlorobenzene	<0.00113	0.00113	0.00563		mg/Kg-dry	1	10/21/10 02:31 PM
Chloroethane	<0.00113	0.00113	0.00563		mg/Kg-dry	1	10/21/10 02:31 PM
Chloroform	<0.00113	0.00113	0.00563		mg/Kg-dry	1	10/21/10 02:31 PM
Chloromethane	<0.00113	0.00113	0.00563		mg/Kg-dry	1	10/21/10 02:31 PM
cis-1,2-Dichloroethene	<0.00113	0.00113	0.00563		mg/Kg-dry	1	10/21/10 02:31 PM
cis-1,3-Dichloropropene	<0.00113	0.00113	0.00563		mg/Kg-dry	1	10/21/10 02:31 PM
Cyclohexane	<0.00563	0.00563	0.0169	N	mg/Kg-dry	1	10/21/10 02:31 PM
Dibromochloromethane	<0.00113	0.00113	0.00563		mg/Kg-dry	1	10/21/10 02:31 PM
Dichlorodifluoromethane	<0.00113	0.00113	0.00563		mg/Kg-dry	1	10/21/10 02:31 PM
Ethylbenzene	<0.00113	0.00113	0.00563		mg/Kg-dry	1	10/21/10 02:31 PM
Isopropylbenzene	<0.00113	0.00113	0.00563		mg/Kg-dry	1	10/21/10 02:31 PM
m,p-Xylene	<0.00113	0.00113	0.00563		mg/Kg-dry	1	10/21/10 02:31 PM
Methyl Acetate	<0.00563	0.00563	0.0169		mg/Kg-dry	1	10/21/10 02:31 PM
Methyl tert-butyl ether	<0.00113	0.00113	0.00563		mg/Kg-dry	1	10/21/10 02:31 PM
Methylcyclohexane	<0.00563	0.00563	0.0169		mg/Kg-dry	1	10/21/10 02:31 PM
Methylene chloride	<0.00563	0.00563	0.00563		mg/Kg-dry	1	10/21/10 02:31 PM
o-Xylene	<0.00113	0.00113	0.00563		mg/Kg-dry	1	10/21/10 02:31 PM
Styrene	<0.00113	0.00113	0.00563		mg/Kg-dry	1	10/21/10 02:31 PM
Tetrachloroethene	<0.00113	0.00113	0.00563		mg/Kg-dry	1	10/21/10 02:31 PM
Toluene	<0.00113	0.00113	0.00563		mg/Kg-dry	1	10/21/10 02:31 PM
trans-1,2-Dichloroethene	<0.00113	0.00113	0.00563		mg/Kg-dry	1	10/21/10 02:31 PM
trans-1,3-Dichloropropene	<0.00113	0.00113	0.00563		mg/Kg-dry	1	10/21/10 02:31 PM
Trichloroethene	<0.00113	0.00113	0.00563		mg/Kg-dry	1	10/21/10 02:31 PM
Trichlorofluoromethane	<0.00563	0.00563	0.0169		mg/Kg-dry	1	10/21/10 02:31 PM
Vinyl chloride	<0.00113	0.00113	0.00563		mg/Kg-dry	1	10/21/10 02:31 PM
Surr: 1,2-Dichloroethane-d4	130	0	52 - 149		%REC	1	10/21/10 02:31 PM
Surr: 4-Bromofluorobenzene	105	0	84 - 118		%REC	1	10/21/10 02:31 PM
Surr: Dibromofluoromethane	102	0	65 - 135		%REC	1	10/21/10 02:31 PM
Surr: Toluene-d8	102	0	84 - 116		%REC	1	10/21/10 02:31 PM
Percent Moisture		**D2216**					**Analyst: AA**
Percent Moisture	24.4	0	0		WT%	1	10/22/10 09:00 AM

Qualifiers:

	See Final Page of Report for MQLs and MDLs	J	Analyte detected between SDL and RL
B	Analyte detected in the associated Method Blank	N	Parameter not NELAC certified
C	Sample Result or QC discussed in the Case Narrative	ND	Not Detected at the SDL
DF	Dilution Factor	RL	Reporting Limit (MQL adjusted for moisture and sample size)
E	TPH pattern not Gas or Diesel Range Pattern	S	Spike Recovery outside control limits
		SDL	Sample Detection Limit

DHL Analytical

Date: 10/28/10

CLIENT:	Geo Strata Environmental Consultants	Client Sample ID:	SO-MW1-01
Project:	Hillcrest CEI	Lab ID:	1010145-05
Project No:	HCEI-760-SL-11	Collection Date:	10/19/10 01:46 PM
Lab Order:	1010145	Matrix:	Soil

Analyses	Result	SDL	RL	Qual	Units	DF	Date Analyzed
Tx1005 TPH Soil		TX1005					Analyst: AV
T/R Hydrocarbons: C6-C12	<8.23	8.23	23.5		mg/Kg-dry	1	10/20/10 06:13 PM
T/R Hydrocarbons: >C12-C28	<8.23	8.23	23.5		mg/Kg-dry	1	10/20/10 06:13 PM
T/R Hydrocarbons: >C28-C35	<8.23	8.23	23.5		mg/Kg-dry	1	10/20/10 06:13 PM
T/R Hydrocarbons: C6-C35	<8.23	8.23	23.5		mg/Kg-dry	1	10/20/10 06:13 PM
Surr: Isopropylbenzene	98.6	0	70 - 130		%REC	1	10/20/10 06:13 PM
Surr: Octacosane	104	0	70 - 130		%REC	1	10/20/10 06:13 PM
PAHs: GC/MS		SW8270C					Analyst: DO
Acenaphthene	<0.0225	0.0225	0.0563		mg/Kg-dry	1	10/27/10 12:19 PM
Acenaphthylene	<0.0113	0.0113	0.0563		mg/Kg-dry	1	10/27/10 12:19 PM
Anthracene	<0.0113	0.0113	0.0563		mg/Kg-dry	1	10/27/10 12:19 PM
Benzo[a]anthracene	<0.0225	0.0225	0.0563		mg/Kg-dry	1	10/27/10 12:19 PM
Benzo[a]pyrene	<0.0338	0.0338	0.0563		mg/Kg-dry	1	10/27/10 12:19 PM
Benzo[b]fluoranthene	<0.0225	0.0225	0.0563		mg/Kg-dry	1	10/27/10 12:19 PM
Benzo[g,h,i]perylene	<0.0225	0.0225	0.0563		mg/Kg-dry	1	10/27/10 12:19 PM
Benzo[k]fluoranthene	<0.0338	0.0338	0.0563		mg/Kg-dry	1	10/27/10 12:19 PM
Chrysene	<0.0225	0.0225	0.0563		mg/Kg-dry	1	10/27/10 12:19 PM
Dibenz[a,h]anthracene	<0.0225	0.0225	0.0563		mg/Kg-dry	1	10/27/10 12:19 PM
Fluoranthene	<0.0113	0.0113	0.0563		mg/Kg-dry	1	10/27/10 12:19 PM
Fluorene	<0.0113	0.0113	0.0563		mg/Kg-dry	1	10/27/10 12:19 PM
Indeno[1,2,3-cd]pyrene	<0.0113	0.0113	0.0563		mg/Kg-dry	1	10/27/10 12:19 PM
Naphthalene	<0.0113	0.0113	0.0563		mg/Kg-dry	1	10/27/10 12:19 PM
Phenanthrene	<0.0113	0.0113	0.0563		mg/Kg-dry	1	10/27/10 12:19 PM
Pyrene	<0.0225	0.0225	0.0563		mg/Kg-dry	1	10/27/10 12:19 PM
Surr: 2-Fluorobiphenyl	68.1	0	40 - 140		%REC	1	10/27/10 12:19 PM
Surr: 4-Terphenyl-d14	84.9	0	40 - 140		%REC	1	10/27/10 12:19 PM
Volatiles by 8260/5035 GC/MS		SW8260B					Analyst: AJR
1,1,1-Trichloroethane	<0.00113	0.00113	0.00563		mg/Kg-dry	1	10/21/10 03:05 PM
1,1,2,2-Tetrachloroethane	<0.00113	0.00113	0.00563		mg/Kg-dry	1	10/21/10 03:05 PM
1,1,2-Trichloroethane	<0.00113	0.00113	0.00563		mg/Kg-dry	1	10/21/10 03:05 PM
1,1,2-Trichlorotrifluoroethane	<0.00563	0.00563	0.0169		mg/Kg-dry	1	10/21/10 03:05 PM
1,1-Dichloroethane	<0.00113	0.00113	0.00563		mg/Kg-dry	1	10/21/10 03:05 PM
1,1-Dichloroethene	<0.00113	0.00113	0.00563		mg/Kg-dry	1	10/21/10 03:05 PM
1,2,4-Trichlorobenzene	<0.00113	0.00113	0.00563		mg/Kg-dry	1	10/21/10 03:05 PM
1,2-Dibromo-3-chloropropane	<0.00113	0.00113	0.00563		mg/Kg-dry	1	10/21/10 03:05 PM
1,2-Dibromoethane	<0.00113	0.00113	0.00563		mg/Kg-dry	1	10/21/10 03:05 PM
1,2-Dichlorobenzene	<0.00113	0.00113	0.00563		mg/Kg-dry	1	10/21/10 03:05 PM
1,2-Dichloroethane	<0.00113	0.00113	0.00563		mg/Kg-dry	1	10/21/10 03:05 PM
1,2-Dichloropropane	<0.00113	0.00113	0.00563		mg/Kg-dry	1	10/21/10 03:05 PM
1,3-Dichlorobenzene	<0.00113	0.00113	0.00563		mg/Kg-dry	1	10/21/10 03:05 PM
1,4-Dichlorobenzene	<0.00113	0.00113	0.00563		mg/Kg-dry	1	10/21/10 03:05 PM
2-Butanone	<0.00563	0.00563	0.0169		mg/Kg-dry	1	10/21/10 03:05 PM
2-Hexanone	<0.00563	0.00563	0.0169		mg/Kg-dry	1	10/21/10 03:05 PM
4-Methyl-2-pentanone	<0.00563	0.00563	0.0169		mg/Kg-dry	1	10/21/10 03:05 PM
Acetone	<0.0169	0.0169	0.0563		mg/Kg-dry	1	10/21/10 03:05 PM

Qualifiers:

	See Final Page of Report for MQLs and MDLs	J	Analyte detected between SDL and RL
B	Analyte detected in the associated Method Blank	N	Parameter not NELAC certified
C	Sample Result or QC discussed in the Case Narrative	ND	Not Detected at the SDL
DF	Dilution Factor	RL	Reporting Limit (MQL adjusted for moisture and sample size)
E	TPH pattern not Gas or Diesel Range Pattern	S	Spike Recovery outside control limits
		SDL	Sample Detection Limit

DHL Analytical

Date: 10/28/10

CLIENT:	Geo Strata Environmental Consultants	Client Sample ID:	SO-MW1-01
Project:	Hillcrest CEI	Lab ID:	1010145-05
Project No:	HCEI-760-SL-11	Collection Date:	10/19/10 01:46 PM
Lab Order:	1010145	Matrix:	Soil

Analyses	Result	SDL	RL	Qual	Units	DF	Date Analyzed
Benzene	<0.00113	0.00113	0.00563		mg/Kg-dry	1	10/21/10 03:05 PM
Bromodichloromethane	<0.00113	0.00113	0.00563		mg/Kg-dry	1	10/21/10 03:05 PM
Bromoform	<0.00113	0.00113	0.00563		mg/Kg-dry	1	10/21/10 03:05 PM
Bromomethane	<0.00113	0.00113	0.00563		mg/Kg-dry	1	10/21/10 03:05 PM
Carbon disulfide	<0.00113	0.00113	0.00563		mg/Kg-dry	1	10/21/10 03:05 PM
Carbon tetrachloride	<0.00113	0.00113	0.00563		mg/Kg-dry	1	10/21/10 03:05 PM
Chlorobenzene	<0.00113	0.00113	0.00563		mg/Kg-dry	1	10/21/10 03:05 PM
Chloroethane	<0.00113	0.00113	0.00563		mg/Kg-dry	1	10/21/10 03:05 PM
Chloroform	<0.00113	0.00113	0.00563		mg/Kg-dry	1	10/21/10 03:05 PM
Chloromethane	<0.00113	0.00113	0.00563		mg/Kg-dry	1	10/21/10 03:05 PM
cis-1,2-Dichloroethene	<0.00113	0.00113	0.00563		mg/Kg-dry	1	10/21/10 03:05 PM
cis-1,3-Dichloropropene	<0.00113	0.00113	0.00563		mg/Kg-dry	1	10/21/10 03:05 PM
Cyclohexane	<0.00563	0.00563	0.0169	N	mg/Kg-dry	1	10/21/10 03:05 PM
Dibromochloromethane	<0.00113	0.00113	0.00563		mg/Kg-dry	1	10/21/10 03:05 PM
Dichlorodifluoromethane	<0.00113	0.00113	0.00563		mg/Kg-dry	1	10/21/10 03:05 PM
Ethylbenzene	<0.00113	0.00113	0.00563		mg/Kg-dry	1	10/21/10 03:05 PM
Isopropylbenzene	<0.00113	0.00113	0.00563		mg/Kg-dry	1	10/21/10 03:05 PM
m,p-Xylene	<0.00113	0.00113	0.00563		mg/Kg-dry	1	10/21/10 03:05 PM
Methyl Acetate	<0.00563	0.00563	0.0169		mg/Kg-dry	1	10/21/10 03:05 PM
Methyl tert-butyl ether	<0.00113	0.00113	0.00563		mg/Kg-dry	1	10/21/10 03:05 PM
Methylcyclohexane	<0.00563	0.00563	0.0169		mg/Kg-dry	1	10/21/10 03:05 PM
Methylene chloride	<0.00563	0.00563	0.00563		mg/Kg-dry	1	10/21/10 03:05 PM
o-Xylene	<0.00113	0.00113	0.00563		mg/Kg-dry	1	10/21/10 03:05 PM
Styrene	<0.00113	0.00113	0.00563		mg/Kg-dry	1	10/21/10 03:05 PM
Tetrachloroethene	<0.00113	0.00113	0.00563		mg/Kg-dry	1	10/21/10 03:05 PM
Toluene	<0.00113	0.00113	0.00563		mg/Kg-dry	1	10/21/10 03:05 PM
trans-1,2-Dichloroethene	<0.00113	0.00113	0.00563		mg/Kg-dry	1	10/21/10 03:05 PM
trans-1,3-Dichloropropene	<0.00113	0.00113	0.00563		mg/Kg-dry	1	10/21/10 03:05 PM
Trichloroethene	<0.00113	0.00113	0.00563		mg/Kg-dry	1	10/21/10 03:05 PM
Trichlorofluoromethane	<0.00563	0.00563	0.0169		mg/Kg-dry	1	10/21/10 03:05 PM
Vinyl chloride	<0.00113	0.00113	0.00563		mg/Kg-dry	1	10/21/10 03:05 PM
Surr: 1,2-Dichloroethane-d4	130	0	52 - 149		%REC	1	10/21/10 03:05 PM
Surr: 4-Bromofluorobenzene	105	0	84 - 118		%REC	1	10/21/10 03:05 PM
Surr: Dibromofluoromethane	101	0	65 - 135		%REC	1	10/21/10 03:05 PM
Surr: Toluene-d8	103	0	84 - 116		%REC	1	10/21/10 03:05 PM
Percent Moisture		**D2216**					**Analyst: AA**
Percent Moisture	13.9	0	0		WT%	1	10/22/10 09:00 AM

Qualifiers:		See Final Page of Report for MQLs and MDLs	J	Analyte detected between SDL and RL
	B	Analyte detected in the associated Method Blank	N	Parameter not NELAC certified
	C	Sample Result or QC discussed in the Case Narrative	ND	Not Detected at the SDL
	DF	Dilution Factor	RL	Reporting Limit (MQL adjusted for moisture and sample size)
	E	TPH pattern not Gas or Diesel Range Pattern	S	Spike Recovery outside control limits
			SDL	Sample Detection Limit

DHL Analytical

Date: 10/28/10

CLIENT:	Geo Strata Environmental Consultants	Client Sample ID:	SO-SB13-01
Project:	Hillcrest CEI	Lab ID:	1010145-06
Project No:	HCEI-760-SL-11	Collection Date:	10/19/10 03:57 PM
Lab Order:	1010145	Matrix:	Soil

Analyses	Result	SDL	RL	Qual	Units	DF	Date Analyzed
Tx1005 TPH Soil		TX1005					Analyst: AV
T/R Hydrocarbons: C6-C12	<7.20	7.20	20.6		mg/Kg-dry	1	10/20/10 06:22 PM
T/R Hydrocarbons: >C12-C28	<7.20	7.20	20.6		mg/Kg-dry	1	10/20/10 06:22 PM
T/R Hydrocarbons: >C28-C35	<7.20	7.20	20.6		mg/Kg-dry	1	10/20/10 06:22 PM
T/R Hydrocarbons: C6-C35	<7.20	7.20	20.6		mg/Kg-dry	1	10/20/10 06:22 PM
Surr: Isopropylbenzene	101	0	70 - 130		%REC	1	10/20/10 06:22 PM
Surr: Octacosane	100	0	70 - 130		%REC	1	10/20/10 06:22 PM
PAHs: GC/MS		SW8270C					Analyst: DO
Acenaphthene	<0.0214	0.0214	0.0536		mg/Kg-dry	1	10/27/10 12:50 PM
Acenaphthylene	<0.0107	0.0107	0.0536		mg/Kg-dry	1	10/27/10 12:50 PM
Anthracene	<0.0107	0.0107	0.0536		mg/Kg-dry	1	10/27/10 12:50 PM
Benzo[a]anthracene	<0.0214	0.0214	0.0536		mg/Kg-dry	1	10/27/10 12:50 PM
Benzo[a]pyrene	<0.0322	0.0322	0.0536		mg/Kg-dry	1	10/27/10 12:50 PM
Benzo[b]fluoranthene	<0.0214	0.0214	0.0536		mg/Kg-dry	1	10/27/10 12:50 PM
Benzo[g,h,i]perylene	<0.0214	0.0214	0.0536		mg/Kg-dry	1	10/27/10 12:50 PM
Benzo[k]fluoranthene	<0.0322	0.0322	0.0536		mg/Kg-dry	1	10/27/10 12:50 PM
Chrysene	<0.0214	0.0214	0.0536		mg/Kg-dry	1	10/27/10 12:50 PM
Dibenz[a,h]anthracene	<0.0214	0.0214	0.0536		mg/Kg-dry	1	10/27/10 12:50 PM
Fluoranthene	<0.0107	0.0107	0.0536		mg/Kg-dry	1	10/27/10 12:50 PM
Fluorene	<0.0107	0.0107	0.0536		mg/Kg-dry	1	10/27/10 12:50 PM
Indeno[1,2,3-cd]pyrene	<0.0107	0.0107	0.0536		mg/Kg-dry	1	10/27/10 12:50 PM
Naphthalene	<0.0107	0.0107	0.0536		mg/Kg-dry	1	10/27/10 12:50 PM
Phenanthrene	<0.0107	0.0107	0.0536		mg/Kg-dry	1	10/27/10 12:50 PM
Pyrene	<0.0214	0.0214	0.0536		mg/Kg-dry	1	10/27/10 12:50 PM
Surr: 2-Fluorobiphenyl	64.7	0	40 - 140		%REC	1	10/27/10 12:50 PM
Surr: 4-Terphenyl-d14	80.5	0	40 - 140		%REC	1	10/27/10 12:50 PM
Volatiles by 8260/5035 GC/MS		SW8260B					Analyst: AJR
1,1,1-Trichloroethane	<0.00114	0.00114	0.00571		mg/Kg-dry	1	10/21/10 03:40 PM
1,1,2,2-Tetrachloroethane	<0.00114	0.00114	0.00571		mg/Kg-dry	1	10/21/10 03:40 PM
1,1,2-Trichloroethane	<0.00114	0.00114	0.00571		mg/Kg-dry	1	10/21/10 03:40 PM
1,1,2-Trichlorotrifluoroethane	<0.00571	0.00571	0.0171		mg/Kg-dry	1	10/21/10 03:40 PM
1,1-Dichloroethane	<0.00114	0.00114	0.00571		mg/Kg-dry	1	10/21/10 03:40 PM
1,1-Dichloroethene	<0.00114	0.00114	0.00571		mg/Kg-dry	1	10/21/10 03:40 PM
1,2,4-Trichlorobenzene	<0.00114	0.00114	0.00571		mg/Kg-dry	1	10/21/10 03:40 PM
1,2-Dibromo-3-chloropropane	<0.00114	0.00114	0.00571		mg/Kg-dry	1	10/21/10 03:40 PM
1,2-Dibromoethane	<0.00114	0.00114	0.00571		mg/Kg-dry	1	10/21/10 03:40 PM
1,2-Dichlorobenzene	<0.00114	0.00114	0.00571		mg/Kg-dry	1	10/21/10 03:40 PM
1,2-Dichloroethane	<0.00114	0.00114	0.00571		mg/Kg-dry	1	10/21/10 03:40 PM
1,2-Dichloropropane	<0.00114	0.00114	0.00571		mg/Kg-dry	1	10/21/10 03:40 PM
1,3-Dichlorobenzene	<0.00114	0.00114	0.00571		mg/Kg-dry	1	10/21/10 03:40 PM
1,4-Dichlorobenzene	<0.00114	0.00114	0.00571		mg/Kg-dry	1	10/21/10 03:40 PM
2-Butanone	<0.00571	0.00571	0.0171		mg/Kg-dry	1	10/21/10 03:40 PM
2-Hexanone	<0.00571	0.00571	0.0171		mg/Kg-dry	1	10/21/10 03:40 PM
4-Methyl-2-pentanone	<0.00571	0.00571	0.0171		mg/Kg-dry	1	10/21/10 03:40 PM
Acetone	<0.0171	0.0171	0.0571		mg/Kg-dry	1	10/21/10 03:40 PM

Qualifiers:

	See Final Page of Report for MQLs and MDLs	J	Analyte detected between SDL and RL
B	Analyte detected in the associated Method Blank	N	Parameter not NELAC certified
C	Sample Result or QC discussed in the Case Narrative	ND	Not Detected at the SDL
DF	Dilution Factor	RL	Reporting Limit (MQL adjusted for moisture and sample size)
E	TPH pattern not Gas or Diesel Range Pattern	S	Spike Recovery outside control limits
		SDL	Sample Detection Limit

DHL Analytical

Date: 10/28/10

CLIENT:	Geo Strata Environmental Consultants	Client Sample ID:	SO-SB13-01
Project:	Hillcrest CEI	Lab ID:	1010145-06
Project No:	HCEI-760-SL-11	Collection Date:	10/19/10 03:57 PM
Lab Order:	1010145	Matrix:	Soil

Analyses	Result	SDL	RL	Qual	Units	DF	Date Analyzed
Benzene	<0.00114	0.00114	0.00571		mg/Kg-dry	1	10/21/10 03:40 PM
Bromodichloromethane	<0.00114	0.00114	0.00571		mg/Kg-dry	1	10/21/10 03:40 PM
Bromoform	<0.00114	0.00114	0.00571		mg/Kg-dry	1	10/21/10 03:40 PM
Bromomethane	<0.00114	0.00114	0.00571		mg/Kg-dry	1	10/21/10 03:40 PM
Carbon disulfide	<0.00114	0.00114	0.00571		mg/Kg-dry	1	10/21/10 03:40 PM
Carbon tetrachloride	<0.00114	0.00114	0.00571		mg/Kg-dry	1	10/21/10 03:40 PM
Chlorobenzene	<0.00114	0.00114	0.00571		mg/Kg-dry	1	10/21/10 03:40 PM
Chloroethane	<0.00114	0.00114	0.00571		mg/Kg-dry	1	10/21/10 03:40 PM
Chloroform	<0.00114	0.00114	0.00571		mg/Kg-dry	1	10/21/10 03:40 PM
Chloromethane	<0.00114	0.00114	0.00571		mg/Kg-dry	1	10/21/10 03:40 PM
cis-1,2-Dichloroethene	<0.00114	0.00114	0.00571		mg/Kg-dry	1	10/21/10 03:40 PM
cis-1,3-Dichloropropene	<0.00114	0.00114	0.00571		mg/Kg-dry	1	10/21/10 03:40 PM
Cyclohexane	<0.00571	0.00571	0.0171	N	mg/Kg-dry	1	10/21/10 03:40 PM
Dibromochloromethane	<0.00114	0.00114	0.00571		mg/Kg-dry	1	10/21/10 03:40 PM
Dichlorodifluoromethane	<0.00114	0.00114	0.00571		mg/Kg-dry	1	10/21/10 03:40 PM
Ethylbenzene	<0.00114	0.00114	0.00571		mg/Kg-dry	1	10/21/10 03:40 PM
Isopropylbenzene	<0.00114	0.00114	0.00571		mg/Kg-dry	1	10/21/10 03:40 PM
m,p-Xylene	<0.00114	0.00114	0.00571		mg/Kg-dry	1	10/21/10 03:40 PM
Methyl Acetate	<0.00571	0.00571	0.0171		mg/Kg-dry	1	10/21/10 03:40 PM
Methyl tert-butyl ether	<0.00114	0.00114	0.00571		mg/Kg-dry	1	10/21/10 03:40 PM
Methylcyclohexane	<0.00571	0.00571	0.0171		mg/Kg-dry	1	10/21/10 03:40 PM
Methylene chloride	<0.00571	0.00571	0.00571		mg/Kg-dry	1	10/21/10 03:40 PM
o-Xylene	<0.00114	0.00114	0.00571		mg/Kg-dry	1	10/21/10 03:40 PM
Styrene	<0.00114	0.00114	0.00571		mg/Kg-dry	1	10/21/10 03:40 PM
Tetrachloroethene	<0.00114	0.00114	0.00571		mg/Kg-dry	1	10/21/10 03:40 PM
Toluene	<0.00114	0.00114	0.00571		mg/Kg-dry	1	10/21/10 03:40 PM
trans-1,2-Dichloroethene	<0.00114	0.00114	0.00571		mg/Kg-dry	1	10/21/10 03:40 PM
trans-1,3-Dichloropropene	<0.00114	0.00114	0.00571		mg/Kg-dry	1	10/21/10 03:40 PM
Trichloroethene	<0.00114	0.00114	0.00571		mg/Kg-dry	1	10/21/10 03:40 PM
Trichlorofluoromethane	<0.00571	0.00571	0.0171		mg/Kg-dry	1	10/21/10 03:40 PM
Vinyl chloride	<0.00114	0.00114	0.00571		mg/Kg-dry	1	10/21/10 03:40 PM
Surr: 1,2-Dichloroethane-d4	117	0	52 - 149		%REC	1	10/21/10 03:40 PM
Surr: 4-Bromofluorobenzene	108	0	84 - 118		%REC	1	10/21/10 03:40 PM
Surr: Dibromofluoromethane	99.5	0	65 - 135		%REC	1	10/21/10 03:40 PM
Surr: Toluene-d8	106	0	84 - 116		%REC	1	10/21/10 03:40 PM
Percent Moisture		**D2216**					**Analyst: AA**
Percent Moisture	8.92	0	0		WT%	1	10/22/10 09:00 AM

Qualifiers:		See Final Page of Report for MQLs and MDLs	J	Analyte detected between SDL and RL
	B	Analyte detected in the associated Method Blank	N	Parameter not NELAC certified
	C	Sample Result or QC discussed in the Case Narrative	ND	Not Detected at the SDL
	DF	Dilution Factor	RL	Reporting Limit (MQL adjusted for moisture and sample size)
	E	TPH pattern not Gas or Diesel Range Pattern	S	Spike Recovery outside control limits
			SDL	Sample Detection Limit

DHL Analytical

Date: 10/28/10

CLIENT:	Geo Strata Environmental Consultants	Client Sample ID:	SO-FD-2
Project:	Hillcrest CEI	Lab ID:	1010145-07
Project No:	HCEI-760-SL-11	Collection Date:	10/19/10
Lab Order:	1010145	Matrix:	Soil

Analyses	Result	SDL	RL	Qual	Units	DF	Date Analyzed
Tx1005 TPH Soil		TX1005					Analyst: AV
T/R Hydrocarbons: C6-C12	<8.46	8.46	24.2		mg/Kg-dry	1	10/20/10 06:31 PM
T/R Hydrocarbons: >C12-C28	<8.46	8.46	24.2		mg/Kg-dry	1	10/20/10 06:31 PM
T/R Hydrocarbons: >C28-C35	<8.46	8.46	24.2		mg/Kg-dry	1	10/20/10 06:31 PM
T/R Hydrocarbons: C6-C35	<8.46	8.46	24.2		mg/Kg-dry	1	10/20/10 06:31 PM
Surr: Isopropylbenzene	99.5	0	70 - 130		%REC	1	10/20/10 06:31 PM
Surr: Octacosane	99.7	0	70 - 130		%REC	1	10/20/10 06:31 PM
PAHs: GC/MS		SW8270C					Analyst: DO
Acenaphthene	<0.0231	0.0231	0.0577		mg/Kg-dry	1	10/27/10 01:22 PM
Acenaphthylene	<0.0115	0.0115	0.0577		mg/Kg-dry	1	10/27/10 01:22 PM
Anthracene	<0.0115	0.0115	0.0577		mg/Kg-dry	1	10/27/10 01:22 PM
Benzo[a]anthracene	<0.0231	0.0231	0.0577		mg/Kg-dry	1	10/27/10 01:22 PM
Benzo[a]pyrene	<0.0346	0.0346	0.0577		mg/Kg-dry	1	10/27/10 01:22 PM
Benzo[b]fluoranthene	<0.0231	0.0231	0.0577		mg/Kg-dry	1	10/27/10 01:22 PM
Benzo[g,h,i]perylene	<0.0231	0.0231	0.0577		mg/Kg-dry	1	10/27/10 01:22 PM
Benzo[k]fluoranthene	<0.0346	0.0346	0.0577		mg/Kg-dry	1	10/27/10 01:22 PM
Chrysene	<0.0231	0.0231	0.0577		mg/Kg-dry	1	10/27/10 01:22 PM
Dibenz[a,h]anthracene	<0.0231	0.0231	0.0577		mg/Kg-dry	1	10/27/10 01:22 PM
Fluoranthene	<0.0115	0.0115	0.0577		mg/Kg-dry	1	10/27/10 01:22 PM
Fluorene	<0.0115	0.0115	0.0577		mg/Kg-dry	1	10/27/10 01:22 PM
Indeno[1,2,3-cd]pyrene	<0.0115	0.0115	0.0577		mg/Kg-dry	1	10/27/10 01:22 PM
Naphthalene	<0.0115	0.0115	0.0577		mg/Kg-dry	1	10/27/10 01:22 PM
Phenanthrene	<0.0115	0.0115	0.0577		mg/Kg-dry	1	10/27/10 01:22 PM
Pyrene	<0.0231	0.0231	0.0577		mg/Kg-dry	1	10/27/10 01:22 PM
Surr: 2-Fluorobiphenyl	63.0	0	40 - 140		%REC	1	10/27/10 01:22 PM
Surr: 4-Terphenyl-d14	76.0	0	40 - 140		%REC	1	10/27/10 01:22 PM
Volatiles by 8260/5035 GC/MS		SW8260B					Analyst: AJR
1,1,1-Trichloroethane	<0.00130	0.00130	0.00650		mg/Kg-dry	1	10/21/10 04:16 PM
1,1,2,2-Tetrachloroethane	<0.00130	0.00130	0.00650		mg/Kg-dry	1	10/21/10 04:16 PM
1,1,2-Trichloroethane	<0.00130	0.00130	0.00650		mg/Kg-dry	1	10/21/10 04:16 PM
1,1,2-Trichlorotrifluoroethane	<0.00650	0.00650	0.0195		mg/Kg-dry	1	10/21/10 04:16 PM
1,1-Dichloroethane	<0.00130	0.00130	0.00650		mg/Kg-dry	1	10/21/10 04:16 PM
1,1-Dichloroethene	<0.00130	0.00130	0.00650		mg/Kg-dry	1	10/21/10 04:16 PM
1,2,4-Trichlorobenzene	<0.00130	0.00130	0.00650		mg/Kg-dry	1	10/21/10 04:16 PM
1,2-Dibromo-3-chloropropane	<0.00130	0.00130	0.00650		mg/Kg-dry	1	10/21/10 04:16 PM
1,2-Dibromoethane	<0.00130	0.00130	0.00650		mg/Kg-dry	1	10/21/10 04:16 PM
1,2-Dichlorobenzene	<0.00130	0.00130	0.00650		mg/Kg-dry	1	10/21/10 04:16 PM
1,2-Dichloroethane	<0.00130	0.00130	0.00650		mg/Kg-dry	1	10/21/10 04:16 PM
1,2-Dichloropropane	<0.00130	0.00130	0.00650		mg/Kg-dry	1	10/21/10 04:16 PM
1,3-Dichlorobenzene	<0.00130	0.00130	0.00650		mg/Kg-dry	1	10/21/10 04:16 PM
1,4-Dichlorobenzene	<0.00130	0.00130	0.00650		mg/Kg-dry	1	10/21/10 04:16 PM
2-Butanone	<0.00650	0.00650	0.0195		mg/Kg-dry	1	10/21/10 04:16 PM
2-Hexanone	<0.00650	0.00650	0.0195		mg/Kg-dry	1	10/21/10 04:16 PM
4-Methyl-2-pentanone	<0.00650	0.00650	0.0195		mg/Kg-dry	1	10/21/10 04:16 PM
Acetone	<0.0195	0.0195	0.0650		mg/Kg-dry	1	10/21/10 04:16 PM

Qualifiers:

	See Final Page of Report for MQLs and MDLs	J	Analyte detected between SDL and RL
B	Analyte detected in the associated Method Blank	N	Parameter not NELAC certified
C	Sample Result or QC discussed in the Case Narrative	ND	Not Detected at the SDL
DF	Dilution Factor	RL	Reporting Limit (MQL adjusted for moisture and sample size)
E	TPH pattern not Gas or Diesel Range Pattern	S	Spike Recovery outside control limits
		SDL	Sample Detection Limit

DHL Analytical

Date: 10/28/10

CLIENT:	Geo Strata Environmental Consultants	Client Sample ID:	SO-FD-2
Project:	Hillcrest CEI	Lab ID:	1010145-07
Project No:	HCEI-760-SL-11	Collection Date:	10/19/10
Lab Order:	1010145	Matrix:	Soil

Analyses	Result	SDL	RL	Qual	Units	DF	Date Analyzed
Benzene	<0.00130	0.00130	0.00650		mg/Kg-dry	1	10/21/10 04:16 PM
Bromodichloromethane	<0.00130	0.00130	0.00650		mg/Kg-dry	1	10/21/10 04:16 PM
Bromoform	<0.00130	0.00130	0.00650		mg/Kg-dry	1	10/21/10 04:16 PM
Bromomethane	<0.00130	0.00130	0.00650		mg/Kg-dry	1	10/21/10 04:16 PM
Carbon disulfide	<0.00130	0.00130	0.00650		mg/Kg-dry	1	10/21/10 04:16 PM
Carbon tetrachloride	<0.00130	0.00130	0.00650		mg/Kg-dry	1	10/21/10 04:16 PM
Chlorobenzene	<0.00130	0.00130	0.00650		mg/Kg-dry	1	10/21/10 04:16 PM
Chloroethane	<0.00130	0.00130	0.00650		mg/Kg-dry	1	10/21/10 04:16 PM
Chloroform	<0.00130	0.00130	0.00650		mg/Kg-dry	1	10/21/10 04:16 PM
Chloromethane	<0.00130	0.00130	0.00650		mg/Kg-dry	1	10/21/10 04:16 PM
cis-1,2-Dichloroethene	<0.00130	0.00130	0.00650		mg/Kg-dry	1	10/21/10 04:16 PM
cis-1,3-Dichloropropene	<0.00130	0.00130	0.00650		mg/Kg-dry	1	10/21/10 04:16 PM
Cyclohexane	<0.00650	0.00650	0.0195	N	mg/Kg-dry	1	10/21/10 04:16 PM
Dibromochloromethane	<0.00130	0.00130	0.00650		mg/Kg-dry	1	10/21/10 04:16 PM
Dichlorodifluoromethane	<0.00130	0.00130	0.00650		mg/Kg-dry	1	10/21/10 04:16 PM
Ethylbenzene	<0.00130	0.00130	0.00650		mg/Kg-dry	1	10/21/10 04:16 PM
Isopropylbenzene	<0.00130	0.00130	0.00650		mg/Kg-dry	1	10/21/10 04:16 PM
m,p-Xylene	<0.00130	0.00130	0.00650		mg/Kg-dry	1	10/21/10 04:16 PM
Methyl Acetate	<0.00650	0.00650	0.0195		mg/Kg-dry	1	10/21/10 04:16 PM
Methyl tert-butyl ether	<0.00130	0.00130	0.00650		mg/Kg-dry	1	10/21/10 04:16 PM
Methylcyclohexane	<0.00650	0.00650	0.0195		mg/Kg-dry	1	10/21/10 04:16 PM
Methylene chloride	<0.00650	0.00650	0.00650		mg/Kg-dry	1	10/21/10 04:16 PM
o-Xylene	<0.00130	0.00130	0.00650		mg/Kg-dry	1	10/21/10 04:16 PM
Styrene	<0.00130	0.00130	0.00650		mg/Kg-dry	1	10/21/10 04:16 PM
Tetrachloroethene	<0.00130	0.00130	0.00650		mg/Kg-dry	1	10/21/10 04:16 PM
Toluene	<0.00130	0.00130	0.00650		mg/Kg-dry	1	10/21/10 04:16 PM
trans-1,2-Dichloroethene	<0.00130	0.00130	0.00650		mg/Kg-dry	1	10/21/10 04:16 PM
trans-1,3-Dichloropropene	<0.00130	0.00130	0.00650		mg/Kg-dry	1	10/21/10 04:16 PM
Trichloroethene	<0.00130	0.00130	0.00650		mg/Kg-dry	1	10/21/10 04:16 PM
Trichlorofluoromethane	<0.00650	0.00650	0.0195		mg/Kg-dry	1	10/21/10 04:16 PM
Vinyl chloride	<0.00130	0.00130	0.00650		mg/Kg-dry	1	10/21/10 04:16 PM
Surr: 1,2-Dichloroethane-d4	112	0	52 - 149		%REC	1	10/21/10 04:16 PM
Surr: 4-Bromofluorobenzene	106	0	84 - 118		%REC	1	10/21/10 04:16 PM
Surr: Dibromofluoromethane	97.0	0	65 - 135		%REC	1	10/21/10 04:16 PM
Surr: Toluene-d8	106	0	84 - 116		%REC	1	10/21/10 04:16 PM
Percent Moisture		**D2216**					**Analyst: AA**
Percent Moisture	16.5	0	0		WT%	1	10/22/10 09:00 AM

Qualifiers:		See Final Page of Report for MQLs and MDLs	J	Analyte detected between SDL and RL
	B	Analyte detected in the associated Method Blank	N	Parameter not NELAC certified
	C	Sample Result or QC discussed in the Case Narrative	ND	Not Detected at the SDL
	DF	Dilution Factor	RL	Reporting Limit (MQL adjusted for moisture and sample size)
	E	TPH pattern not Gas or Diesel Range Pattern	S	Spike Recovery outside control limits
			SDL	Sample Detection Limit

DHL Analytical

Date: 10/28/10

CLIENT:	Geo Strata Environmental Consultants	Client Sample ID:	GW-TB-4
Project:	Hillcrest CEI	Lab ID:	1010145-08
Project No:	HCEI-760-SL-11	Collection Date:	10/19/10
Lab Order:	1010145	Matrix:	Trip Blank

Analyses	Result	SDL	RL	Qual	Units	DF	Date Analyzed
8260 Water Volatiles by GC/MS		SW8260B					Analyst: AJR
1,1,1-Trichloroethane	<0.000200	0.000200	0.00100		mg/L	1	10/20/10 05:32 PM
1,1,2,2-Tetrachloroethane	<0.000200	0.000200	0.00100		mg/L	1	10/20/10 05:32 PM
1,1,2-Trichloroethane	<0.000200	0.000200	0.00100		mg/L	1	10/20/10 05:32 PM
1,1,2-Trichlorotrifluoroethane	<0.00500	0.00500	0.0150		mg/L	1	10/20/10 05:32 PM
1,1-Dichloroethane	<0.000200	0.000200	0.00100		mg/L	1	10/20/10 05:32 PM
1,1-Dichloroethene	<0.000200	0.000200	0.00100		mg/L	1	10/20/10 05:32 PM
1,2,4-Trichlorobenzene	<0.00150	0.00150	0.00500		mg/L	1	10/20/10 05:32 PM
1,2-Dibromo-3-chloropropane	<0.00300	0.00300	0.0100		mg/L	1	10/20/10 05:32 PM
1,2-Dibromoethane	<0.000200	0.000200	0.00100		mg/L	1	10/20/10 05:32 PM
1,2-Dichlorobenzene	<0.000300	0.000300	0.00100		mg/L	1	10/20/10 05:32 PM
1,2-Dichloroethane	<0.000300	0.000300	0.00100		mg/L	1	10/20/10 05:32 PM
1,2-Dichloropropane	<0.000200	0.000200	0.00100		mg/L	1	10/20/10 05:32 PM
1,3-Dichlorobenzene	<0.000300	0.000300	0.00100		mg/L	1	10/20/10 05:32 PM
1,4-Dichlorobenzene	<0.000300	0.000300	0.00100		mg/L	1	10/20/10 05:32 PM
2-Butanone	<0.00500	0.00500	0.0150		mg/L	1	10/20/10 05:32 PM
2-Hexanone	<0.00500	0.00500	0.0150		mg/L	1	10/20/10 05:32 PM
4-Methyl-2-pentanone	<0.00500	0.00500	0.0150		mg/L	1	10/20/10 05:32 PM
Acetone	<0.00500	0.00500	0.0150		mg/L	1	10/20/10 05:32 PM
Benzene	<0.000200	0.000200	0.00100		mg/L	1	10/20/10 05:32 PM
Bromodichloromethane	<0.000200	0.000200	0.00100		mg/L	1	10/20/10 05:32 PM
Bromoform	<0.000200	0.000200	0.00100		mg/L	1	10/20/10 05:32 PM
Bromomethane	<0.000300	0.000300	0.00100		mg/L	1	10/20/10 05:32 PM
Carbon disulfide	<0.00500	0.00500	0.0150		mg/L	1	10/20/10 05:32 PM
Carbon tetrachloride	<0.000200	0.000200	0.00100		mg/L	1	10/20/10 05:32 PM
Chlorobenzene	<0.000200	0.000200	0.00100		mg/L	1	10/20/10 05:32 PM
Chloroethane	<0.000300	0.000300	0.00100		mg/L	1	10/20/10 05:32 PM
Chloroform	<0.000300	0.000300	0.00100		mg/L	1	10/20/10 05:32 PM
Chloromethane	<0.000300	0.000300	0.00100		mg/L	1	10/20/10 05:32 PM
cis-1,2-Dichloroethene	<0.000200	0.000200	0.00100		mg/L	1	10/20/10 05:32 PM
cis-1,3-Dichloropropene	<0.000200	0.000200	0.00100		mg/L	1	10/20/10 05:32 PM
Cyclohexane	<0.00500	0.00500	0.0150	N	mg/L	1	10/20/10 05:32 PM
Dibromochloromethane	<0.000200	0.000200	0.00100		mg/L	1	10/20/10 05:32 PM
Dichlorodifluoromethane	<0.000200	0.000200	0.00100		mg/L	1	10/20/10 05:32 PM
Ethylbenzene	<0.000300	0.000300	0.00100		mg/L	1	10/20/10 05:32 PM
Isopropylbenzene	<0.000200	0.000200	0.00100		mg/L	1	10/20/10 05:32 PM
m,p-Xylene	<0.000600	0.000600	0.00200		mg/L	1	10/20/10 05:32 PM
Methyl Acetate	<0.00500	0.00500	0.0150		mg/L	1	10/20/10 05:32 PM
Methyl tert-butyl ether	<0.000300	0.000300	0.00100		mg/L	1	10/20/10 05:32 PM
Methylcyclohexane	<0.00500	0.00500	0.0150		mg/L	1	10/20/10 05:32 PM
Methylene chloride	<0.00250	0.00250	0.00250		mg/L	1	10/20/10 05:32 PM
o-Xylene	<0.000300	0.000300	0.00100		mg/L	1	10/20/10 05:32 PM
Styrene	<0.000200	0.000200	0.00100		mg/L	1	10/20/10 05:32 PM
Tetrachloroethene	<0.000600	0.000600	0.00200		mg/L	1	10/20/10 05:32 PM
Toluene	<0.000600	0.000600	0.00200		mg/L	1	10/20/10 05:32 PM

Qualifiers:

	See Final Page of Report for MQLs and MDLs	J	Analyte detected between SDL and RL
B	Analyte detected in the associated Method Blank	N	Parameter not NELAC certified
C	Sample Result or QC discussed in the Case Narrative	ND	Not Detected at the SDL
DF	Dilution Factor	RL	Reporting Limit (MQL adjusted for moisture and sample size)
E	TPH pattern not Gas or Diesel Range Pattern	S	Spike Recovery outside control limits
		SDL	Sample Detection Limit

DHL Analytical

Date: 10/28/10

CLIENT:	Geo Strata Environmental Consultants	Client Sample ID:	GW-TB-4
Project:	Hillcrest CEI	Lab ID:	1010145-08
Project No:	HCEI-760-SL-11	Collection Date:	10/19/10
Lab Order:	1010145	Matrix:	Trip Blank

Analyses	Result	SDL	RL	Qual	Units	DF	Date Analyzed
trans-1,2-Dichloroethene	<0.000200	0.000200	0.00100		mg/L	1	10/20/10 05:32 PM
trans-1,3-Dichloropropene	<0.000200	0.000200	0.00100		mg/L	1	10/20/10 05:32 PM
Trichloroethene	<0.000600	0.000600	0.00200		mg/L	1	10/20/10 05:32 PM
Trichlorofluoromethane	<0.000200	0.000200	0.00100		mg/L	1	10/20/10 05:32 PM
Vinyl chloride	<0.000100	0.000100	0.00100		mg/L	1	10/20/10 05:32 PM
Surr: 1,2-Dichloroethane-d4	96.2	0	72 - 119		%REC	1	10/20/10 05:32 PM
Surr: 4-Bromofluorobenzene	105	0	76 - 119		%REC	1	10/20/10 05:32 PM
Surr: Dibromofluoromethane	99.7	0	85 - 115		%REC	1	10/20/10 05:32 PM
Surr: Toluene-d8	96.9	0	81 - 120		%REC	1	10/20/10 05:32 PM

Qualifiers:

	See Final Page of Report for MQLs and MDLs	J	Analyte detected between SDL and RL
B	Analyte detected in the associated Method Blank	N	Parameter not NELAC certified
C	Sample Result or QC discussed in the Case Narrative	ND	Not Detected at the SDL
DF	Dilution Factor	RL	Reporting Limit (MQL adjusted for moisture and sample size)
E	TPH pattern not Gas or Diesel Range Pattern	S	Spike Recovery outside control limits
		SDL	Sample Detection Limit

DHL Analytical

Date: 10/28/10

CLIENT:	Geo Strata Environmental Consultants	Client Sample ID:	SO-MW3-01
Project:	Hillcrest CEI	Lab ID:	1010145-09
Project No:	HCEI-760-SL-11	Collection Date:	10/19/10 09:00 AM
Lab Order:	1010145	Matrix:	Soil

Analyses	Result	SDL	RL	Qual	Units	DF	Date Analyzed
Tx1005 TPH Soil		TX1005					Analyst: AV
T/R Hydrocarbons: C6-C12	<7.85	7.85	22.4		mg/Kg-dry	1	10/20/10 06:40 PM
T/R Hydrocarbons: >C12-C28	<7.85	7.85	22.4		mg/Kg-dry	1	10/20/10 06:40 PM
T/R Hydrocarbons: >C28-C35	<7.85	7.85	22.4		mg/Kg-dry	1	10/20/10 06:40 PM
T/R Hydrocarbons: C6-C35	<7.85	7.85	22.4		mg/Kg-dry	1	10/20/10 06:40 PM
Surr: Isopropylbenzene	101	0	70 - 130		%REC	1	10/20/10 06:40 PM
Surr: Octacosane	97.8	0	70 - 130		%REC	1	10/20/10 06:40 PM
PAHs: GC/MS		SW8270C					Analyst: DO
Acenaphthene	<0.0224	0.0224	0.0561		mg/Kg-dry	1	10/27/10 01:53 PM
Acenaphthylene	<0.0112	0.0112	0.0561		mg/Kg-dry	1	10/27/10 01:53 PM
Anthracene	<0.0112	0.0112	0.0561		mg/Kg-dry	1	10/27/10 01:53 PM
Benzo[a]anthracene	<0.0224	0.0224	0.0561		mg/Kg-dry	1	10/27/10 01:53 PM
Benzo[a]pyrene	<0.0336	0.0336	0.0561		mg/Kg-dry	1	10/27/10 01:53 PM
Benzo[b]fluoranthene	<0.0224	0.0224	0.0561		mg/Kg-dry	1	10/27/10 01:53 PM
Benzo[g,h,i]perylene	<0.0224	0.0224	0.0561		mg/Kg-dry	1	10/27/10 01:53 PM
Benzo[k]fluoranthene	<0.0336	0.0336	0.0561		mg/Kg-dry	1	10/27/10 01:53 PM
Chrysene	<0.0224	0.0224	0.0561		mg/Kg-dry	1	10/27/10 01:53 PM
Dibenz[a,h]anthracene	<0.0224	0.0224	0.0561		mg/Kg-dry	1	10/27/10 01:53 PM
Fluoranthene	<0.0112	0.0112	0.0561		mg/Kg-dry	1	10/27/10 01:53 PM
Fluorene	<0.0112	0.0112	0.0561		mg/Kg-dry	1	10/27/10 01:53 PM
Indeno[1,2,3-cd]pyrene	<0.0112	0.0112	0.0561		mg/Kg-dry	1	10/27/10 01:53 PM
Naphthalene	<0.0112	0.0112	0.0561		mg/Kg-dry	1	10/27/10 01:53 PM
Phenanthrene	<0.0112	0.0112	0.0561		mg/Kg-dry	1	10/27/10 01:53 PM
Pyrene	<0.0224	0.0224	0.0561		mg/Kg-dry	1	10/27/10 01:53 PM
Surr: 2-Fluorobiphenyl	69.3	0	40 - 140		%REC	1	10/27/10 01:53 PM
Surr: 4-Terphenyl-d14	84.9	0	40 - 140		%REC	1	10/27/10 01:53 PM
Volatiles by 8260/5035 GC/MS		SW8260B					Analyst: AJR
1,1,1-Trichloroethane	<0.000893	0.000893	0.00446		mg/Kg-dry	1	10/21/10 04:48 PM
1,1,2,2-Tetrachloroethane	<0.000893	0.000893	0.00446		mg/Kg-dry	1	10/21/10 04:48 PM
1,1,2-Trichloroethane	<0.000893	0.000893	0.00446		mg/Kg-dry	1	10/21/10 04:48 PM
1,1,2-Trichlorotrifluoroethane	<0.00446	0.00446	0.0134		mg/Kg-dry	1	10/21/10 04:48 PM
1,1-Dichloroethane	<0.000893	0.000893	0.00446		mg/Kg-dry	1	10/21/10 04:48 PM
1,1-Dichloroethene	<0.000893	0.000893	0.00446		mg/Kg-dry	1	10/21/10 04:48 PM
1,2,4-Trichlorobenzene	<0.000893	0.000893	0.00446		mg/Kg-dry	1	10/21/10 04:48 PM
1,2-Dibromo-3-chloropropane	<0.000893	0.000893	0.00446		mg/Kg-dry	1	10/21/10 04:48 PM
1,2-Dibromoethane	<0.000893	0.000893	0.00446		mg/Kg-dry	1	10/21/10 04:48 PM
1,2-Dichlorobenzene	<0.000893	0.000893	0.00446		mg/Kg-dry	1	10/21/10 04:48 PM
1,2-Dichloroethane	<0.000893	0.000893	0.00446		mg/Kg-dry	1	10/21/10 04:48 PM
1,2-Dichloropropane	<0.000893	0.000893	0.00446		mg/Kg-dry	1	10/21/10 04:48 PM
1,3-Dichlorobenzene	<0.000893	0.000893	0.00446		mg/Kg-dry	1	10/21/10 04:48 PM
1,4-Dichlorobenzene	<0.000893	0.000893	0.00446		mg/Kg-dry	1	10/21/10 04:48 PM
2-Butanone	<0.00446	0.00446	0.0134		mg/Kg-dry	1	10/21/10 04:48 PM
2-Hexanone	<0.00446	0.00446	0.0134		mg/Kg-dry	1	10/21/10 04:48 PM
4-Methyl-2-pentanone	<0.00446	0.00446	0.0134		mg/Kg-dry	1	10/21/10 04:48 PM
Acetone	<0.0134	0.0134	0.0446		mg/Kg-dry	1	10/21/10 04:48 PM

Qualifiers:

	See Final Page of Report for MQLs and MDLs	J	Analyte detected between SDL and RL
B	Analyte detected in the associated Method Blank	N	Parameter not NELAC certified
C	Sample Result or QC discussed in the Case Narrative	ND	Not Detected at the SDL
DF	Dilution Factor	RL	Reporting Limit (MQL adjusted for moisture and sample size)
E	TPH pattern not Gas or Diesel Range Pattern	S	Spike Recovery outside control limits
		SDL	Sample Detection Limit

DHL Analytical

Date: 10/28/10

CLIENT:	Geo Strata Environmental Consultants	Client Sample ID:	SO-MW3-01
Project:	Hillcrest CEI	Lab ID:	1010145-09
Project No:	HCEI-760-SL-11	Collection Date:	10/19/10 09:00 AM
Lab Order:	1010145	Matrix:	Soil

Analyses	Result	SDL	RL	Qual	Units	DF	Date Analyzed
Benzene	<0.000893	0.000893	0.00446		mg/Kg-dry	1	10/21/10 04:48 PM
Bromodichloromethane	<0.000893	0.000893	0.00446		mg/Kg-dry	1	10/21/10 04:48 PM
Bromoform	<0.000893	0.000893	0.00446		mg/Kg-dry	1	10/21/10 04:48 PM
Bromomethane	<0.000893	0.000893	0.00446		mg/Kg-dry	1	10/21/10 04:48 PM
Carbon disulfide	<0.000893	0.000893	0.00446		mg/Kg-dry	1	10/21/10 04:48 PM
Carbon tetrachloride	<0.000893	0.000893	0.00446		mg/Kg-dry	1	10/21/10 04:48 PM
Chlorobenzene	<0.000893	0.000893	0.00446		mg/Kg-dry	1	10/21/10 04:48 PM
Chloroethane	<0.000893	0.000893	0.00446		mg/Kg-dry	1	10/21/10 04:48 PM
Chloroform	<0.000893	0.000893	0.00446		mg/Kg-dry	1	10/21/10 04:48 PM
Chloromethane	<0.000893	0.000893	0.00446		mg/Kg-dry	1	10/21/10 04:48 PM
cis-1,2-Dichloroethene	<0.000893	0.000893	0.00446		mg/Kg-dry	1	10/21/10 04:48 PM
cis-1,3-Dichloropropene	<0.000893	0.000893	0.00446		mg/Kg-dry	1	10/21/10 04:48 PM
Cyclohexane	<0.00446	0.00446	0.0134	N	mg/Kg-dry	1	10/21/10 04:48 PM
Dibromochloromethane	<0.000893	0.000893	0.00446		mg/Kg-dry	1	10/21/10 04:48 PM
Dichlorodifluoromethane	<0.000893	0.000893	0.00446		mg/Kg-dry	1	10/21/10 04:48 PM
Ethylbenzene	<0.000893	0.000893	0.00446		mg/Kg-dry	1	10/21/10 04:48 PM
Isopropylbenzene	<0.000893	0.000893	0.00446		mg/Kg-dry	1	10/21/10 04:48 PM
m,p-Xylene	<0.000893	0.000893	0.00446		mg/Kg-dry	1	10/21/10 04:48 PM
Methyl Acetate	<0.00446	0.00446	0.0134		mg/Kg-dry	1	10/21/10 04:48 PM
Methyl tert-butyl ether	<0.000893	0.000893	0.00446		mg/Kg-dry	1	10/21/10 04:48 PM
Methylcyclohexane	<0.00446	0.00446	0.0134		mg/Kg-dry	1	10/21/10 04:48 PM
Methylene chloride	<0.00446	0.00446	0.00446		mg/Kg-dry	1	10/21/10 04:48 PM
o-Xylene	<0.000893	0.000893	0.00446		mg/Kg-dry	1	10/21/10 04:48 PM
Styrene	<0.000893	0.000893	0.00446		mg/Kg-dry	1	10/21/10 04:48 PM
Tetrachloroethene	<0.000893	0.000893	0.00446		mg/Kg-dry	1	10/21/10 04:48 PM
Toluene	<0.000893	0.000893	0.00446		mg/Kg-dry	1	10/21/10 04:48 PM
trans-1,2-Dichloroethene	<0.000893	0.000893	0.00446		mg/Kg-dry	1	10/21/10 04:48 PM
trans-1,3-Dichloropropene	<0.000893	0.000893	0.00446		mg/Kg-dry	1	10/21/10 04:48 PM
Trichloroethene	<0.000893	0.000893	0.00446		mg/Kg-dry	1	10/21/10 04:48 PM
Trichlorofluoromethane	<0.00446	0.00446	0.0134		mg/Kg-dry	1	10/21/10 04:48 PM
Vinyl chloride	<0.000893	0.000893	0.00446		mg/Kg-dry	1	10/21/10 04:48 PM
Surr: 1,2-Dichloroethane-d4	139	0	52 - 149		%REC	1	10/21/10 04:48 PM
Surr: 4-Bromofluorobenzene	106	0	84 - 118		%REC	1	10/21/10 04:48 PM
Surr: Dibromofluoromethane	102	0	65 - 135		%REC	1	10/21/10 04:48 PM
Surr: Toluene-d8	104	0	84 - 116		%REC	1	10/21/10 04:48 PM
Percent Moisture		**D2216**					**Analyst: AA**
Percent Moisture	17.4	0	0		WT%	1	10/27/10 08:55 AM

Qualifiers:		See Final Page of Report for MQLs and MDLs	J	Analyte detected between SDL and RL
	B	Analyte detected in the associated Method Blank	N	Parameter not NELAC certified
	C	Sample Result or QC discussed in the Case Narrative	ND	Not Detected at the SDL
	DF	Dilution Factor	RL	Reporting Limit (MQL adjusted for moisture and sample size)
	E	TPH pattern not Gas or Diesel Range Pattern	S	Spike Recovery outside control limits
			SDL	Sample Detection Limit

DHL Analytical

Date: 10/28/10

CLIENT:	Geo Strata Environmental Consultants	Client Sample ID:	SO-MW2-01
Project:	Hillcrest CEI	Lab ID:	1010145-10
Project No:	HCEI-760-SL-11	Collection Date:	10/19/10 02:14 PM
Lab Order:	1010145	Matrix:	Soil

Analyses	Result	SDL	RL	Qual	Units	DF	Date Analyzed
Tx1005 TPH Soil		TX1005					Analyst: AV
T/R Hydrocarbons: C6-C12	<7.59	7.59	21.7		mg/Kg-dry	1	10/21/10 09:29 AM
T/R Hydrocarbons: >C12-C28	<7.59	7.59	21.7		mg/Kg-dry	1	10/21/10 09:29 AM
T/R Hydrocarbons: >C28-C35	<7.59	7.59	21.7		mg/Kg-dry	1	10/21/10 09:29 AM
T/R Hydrocarbons: C6-C35	<7.59	7.59	21.7		mg/Kg-dry	1	10/21/10 09:29 AM
Surr: Isopropylbenzene	99.2	0	70 - 130		%REC	1	10/21/10 09:29 AM
Surr: Octacosane	102	0	70 - 130		%REC	1	10/21/10 09:29 AM
PAHs: GC/MS		SW8270C					Analyst: DO
Acenaphthene	<0.0225	0.0225	0.0563		mg/Kg-dry	1	10/27/10 02:25 PM
Acenaphthylene	<0.0113	0.0113	0.0563		mg/Kg-dry	1	10/27/10 02:25 PM
Anthracene	<0.0113	0.0113	0.0563		mg/Kg-dry	1	10/27/10 02:25 PM
Benzo[a]anthracene	<0.0225	0.0225	0.0563		mg/Kg-dry	1	10/27/10 02:25 PM
Benzo[a]pyrene	<0.0338	0.0338	0.0563		mg/Kg-dry	1	10/27/10 02:25 PM
Benzo[b]fluoranthene	<0.0225	0.0225	0.0563		mg/Kg-dry	1	10/27/10 02:25 PM
Benzo[g,h,i]perylene	<0.0225	0.0225	0.0563		mg/Kg-dry	1	10/27/10 02:25 PM
Benzo[k]fluoranthene	<0.0338	0.0338	0.0563		mg/Kg-dry	1	10/27/10 02:25 PM
Chrysene	<0.0225	0.0225	0.0563		mg/Kg-dry	1	10/27/10 02:25 PM
Dibenz[a,h]anthracene	<0.0225	0.0225	0.0563		mg/Kg-dry	1	10/27/10 02:25 PM
Fluoranthene	<0.0113	0.0113	0.0563		mg/Kg-dry	1	10/27/10 02:25 PM
Fluorene	<0.0113	0.0113	0.0563		mg/Kg-dry	1	10/27/10 02:25 PM
Indeno[1,2,3-cd]pyrene	<0.0113	0.0113	0.0563		mg/Kg-dry	1	10/27/10 02:25 PM
Naphthalene	<0.0113	0.0113	0.0563		mg/Kg-dry	1	10/27/10 02:25 PM
Phenanthrene	<0.0113	0.0113	0.0563		mg/Kg-dry	1	10/27/10 02:25 PM
Pyrene	<0.0225	0.0225	0.0563		mg/Kg-dry	1	10/27/10 02:25 PM
Surr: 2-Fluorobiphenyl	62.4	0	40 - 140		%REC	1	10/27/10 02:25 PM
Surr: 4-Terphenyl-d14	75.9	0	40 - 140		%REC	1	10/27/10 02:25 PM
Volatiles by 8260/5035 GC/MS		SW8260B					Analyst: AJR
1,1,1-Trichloroethane	<0.000932	0.000932	0.00466		mg/Kg-dry	1	10/21/10 05:24 PM
1,1,2,2-Tetrachloroethane	<0.000932	0.000932	0.00466		mg/Kg-dry	1	10/21/10 05:24 PM
1,1,2-Trichloroethane	<0.000932	0.000932	0.00466		mg/Kg-dry	1	10/21/10 05:24 PM
1,1,2-Trichlorotrifluoroethane	<0.00466	0.00466	0.0140		mg/Kg-dry	1	10/21/10 05:24 PM
1,1-Dichloroethane	<0.000932	0.000932	0.00466		mg/Kg-dry	1	10/21/10 05:24 PM
1,1-Dichloroethene	<0.000932	0.000932	0.00466		mg/Kg-dry	1	10/21/10 05:24 PM
1,2,4-Trichlorobenzene	<0.000932	0.000932	0.00466		mg/Kg-dry	1	10/21/10 05:24 PM
1,2-Dibromo-3-chloropropane	<0.000932	0.000932	0.00466		mg/Kg-dry	1	10/21/10 05:24 PM
1,2-Dibromoethane	<0.000932	0.000932	0.00466		mg/Kg-dry	1	10/21/10 05:24 PM
1,2-Dichlorobenzene	<0.000932	0.000932	0.00466		mg/Kg-dry	1	10/21/10 05:24 PM
1,2-Dichloroethane	<0.000932	0.000932	0.00466		mg/Kg-dry	1	10/21/10 05:24 PM
1,2-Dichloropropane	<0.000932	0.000932	0.00466		mg/Kg-dry	1	10/21/10 05:24 PM
1,3-Dichlorobenzene	<0.000932	0.000932	0.00466		mg/Kg-dry	1	10/21/10 05:24 PM
1,4-Dichlorobenzene	<0.000932	0.000932	0.00466		mg/Kg-dry	1	10/21/10 05:24 PM
2-Butanone	<0.00466	0.00466	0.0140		mg/Kg-dry	1	10/21/10 05:24 PM
2-Hexanone	<0.00466	0.00466	0.0140		mg/Kg-dry	1	10/21/10 05:24 PM
4-Methyl-2-pentanone	<0.00466	0.00466	0.0140		mg/Kg-dry	1	10/21/10 05:24 PM
Acetone	<0.0140	0.0140	0.0466		mg/Kg-dry	1	10/21/10 05:24 PM

Qualifiers:

	See Final Page of Report for MQLs and MDLs	J	Analyte detected between SDL and RL
B	Analyte detected in the associated Method Blank	N	Parameter not NELAC certified
C	Sample Result or QC discussed in the Case Narrative	ND	Not Detected at the SDL
DF	Dilution Factor	RL	Reporting Limit (MQL adjusted for moisture and sample size)
E	TPH pattern not Gas or Diesel Range Pattern	S	Spike Recovery outside control limits
		SDL	Sample Detection Limit

DHL Analytical

Date: 10/28/10

CLIENT:	Geo Strata Environmental Consultants	Client Sample ID:	SO-MW2-01
Project:	Hillcrest CEI	Lab ID:	1010145-10
Project No:	HCEI-760-SL-11	Collection Date:	10/19/10 02:14 PM
Lab Order:	1010145	Matrix:	Soil

Analyses	Result	SDL	RL	Qual	Units	DF	Date Analyzed
Benzene	<0.000932	0.000932	0.00466		mg/Kg-dry	1	10/21/10 05:24 PM
Bromodichloromethane	<0.000932	0.000932	0.00466		mg/Kg-dry	1	10/21/10 05:24 PM
Bromoform	<0.000932	0.000932	0.00466		mg/Kg-dry	1	10/21/10 05:24 PM
Bromomethane	<0.000932	0.000932	0.00466		mg/Kg-dry	1	10/21/10 05:24 PM
Carbon disulfide	<0.000932	0.000932	0.00466		mg/Kg-dry	1	10/21/10 05:24 PM
Carbon tetrachloride	<0.000932	0.000932	0.00466		mg/Kg-dry	1	10/21/10 05:24 PM
Chlorobenzene	<0.000932	0.000932	0.00466		mg/Kg-dry	1	10/21/10 05:24 PM
Chloroethane	<0.000932	0.000932	0.00466		mg/Kg-dry	1	10/21/10 05:24 PM
Chloroform	<0.000932	0.000932	0.00466		mg/Kg-dry	1	10/21/10 05:24 PM
Chloromethane	<0.000932	0.000932	0.00466		mg/Kg-dry	1	10/21/10 05:24 PM
cis-1,2-Dichloroethene	<0.000932	0.000932	0.00466		mg/Kg-dry	1	10/21/10 05:24 PM
cis-1,3-Dichloropropene	<0.000932	0.000932	0.00466		mg/Kg-dry	1	10/21/10 05:24 PM
Cyclohexane	<0.00466	0.00466	0.0140	N	mg/Kg-dry	1	10/21/10 05:24 PM
Dibromochloromethane	<0.000932	0.000932	0.00466		mg/Kg-dry	1	10/21/10 05:24 PM
Dichlorodifluoromethane	<0.000932	0.000932	0.00466		mg/Kg-dry	1	10/21/10 05:24 PM
Ethylbenzene	<0.000932	0.000932	0.00466		mg/Kg-dry	1	10/21/10 05:24 PM
Isopropylbenzene	<0.000932	0.000932	0.00466		mg/Kg-dry	1	10/21/10 05:24 PM
m,p-Xylene	<0.000932	0.000932	0.00466		mg/Kg-dry	1	10/21/10 05:24 PM
Methyl Acetate	<0.00466	0.00466	0.0140		mg/Kg-dry	1	10/21/10 05:24 PM
Methyl tert-butyl ether	<0.000932	0.000932	0.00466		mg/Kg-dry	1	10/21/10 05:24 PM
Methylcyclohexane	<0.00466	0.00466	0.0140		mg/Kg-dry	1	10/21/10 05:24 PM
Methylene chloride	<0.00466	0.00466	0.00466		mg/Kg-dry	1	10/21/10 05:24 PM
o-Xylene	<0.000932	0.000932	0.00466		mg/Kg-dry	1	10/21/10 05:24 PM
Styrene	<0.000932	0.000932	0.00466		mg/Kg-dry	1	10/21/10 05:24 PM
Tetrachloroethene	<0.000932	0.000932	0.00466		mg/Kg-dry	1	10/21/10 05:24 PM
Toluene	<0.000932	0.000932	0.00466		mg/Kg-dry	1	10/21/10 05:24 PM
trans-1,2-Dichloroethene	<0.000932	0.000932	0.00466		mg/Kg-dry	1	10/21/10 05:24 PM
trans-1,3-Dichloropropene	<0.000932	0.000932	0.00466		mg/Kg-dry	1	10/21/10 05:24 PM
Trichloroethene	<0.000932	0.000932	0.00466		mg/Kg-dry	1	10/21/10 05:24 PM
Trichlorofluoromethane	<0.00466	0.00466	0.0140		mg/Kg-dry	1	10/21/10 05:24 PM
Vinyl chloride	<0.000932	0.000932	0.00466		mg/Kg-dry	1	10/21/10 05:24 PM
Surr: 1,2-Dichloroethane-d4	137	0	52 - 149		%REC	1	10/21/10 05:24 PM
Surr: 4-Bromofluorobenzene	107	0	84 - 118		%REC	1	10/21/10 05:24 PM
Surr: Dibromofluoromethane	102	0	65 - 135		%REC	1	10/21/10 05:24 PM
Surr: Toluene-d8	104	0	84 - 116		%REC	1	10/21/10 05:24 PM
Percent Moisture		**D2216**					**Analyst: AA**
Percent Moisture	14.2	0	0		WT%	1	10/22/10 09:00 AM

Qualifiers:

	See Final Page of Report for MQLs and MDLs	J	Analyte detected between SDL and RL
B	Analyte detected in the associated Method Blank	N	Parameter not NELAC certified
C	Sample Result or QC discussed in the Case Narrative	ND	Not Detected at the SDL
DF	Dilution Factor	RL	Reporting Limit (MQL adjusted for moisture and sample size)
E	TPH pattern not Gas or Diesel Range Pattern	S	Spike Recovery outside control limits
		SDL	Sample Detection Limit

DHL Analytical

Date: 10/28/10

CLIENT:	Geo Strata Environmental Consultants	Client Sample ID:	SO-MW2-02
Project:	Hillcrest CEI	Lab ID:	1010145-11
Project No:	HCEI-760-SL-11	Collection Date:	10/19/10 02:20 PM
Lab Order:	1010145	Matrix:	Soil

Analyses	Result	SDL	RL	Qual	Units	DF	Date Analyzed
Tx1005 TPH Soil		TX1005					Analyst: AV
T/R Hydrocarbons: C6-C12	<8.54	8.54	24.4		mg/Kg-dry	1	10/20/10 07:07 PM
T/R Hydrocarbons: >C12-C28	<8.54	8.54	24.4		mg/Kg-dry	1	10/20/10 07:07 PM
T/R Hydrocarbons: >C28-C35	<8.54	8.54	24.4		mg/Kg-dry	1	10/20/10 07:07 PM
T/R Hydrocarbons: C6-C35	<8.54	8.54	24.4		mg/Kg-dry	1	10/20/10 07:07 PM
Surr: Isopropylbenzene	93.1	0	70 - 130		%REC	1	10/20/10 07:07 PM
Surr: Octacosane	93.5	0	70 - 130		%REC	1	10/20/10 07:07 PM
PAHs: GC/MS		SW8270C					Analyst: DO
Acenaphthene	<0.0221	0.0221	0.0551		mg/Kg-dry	1	10/27/10 02:57 PM
Acenaphthylene	<0.0110	0.0110	0.0551		mg/Kg-dry	1	10/27/10 02:57 PM
Anthracene	<0.0110	0.0110	0.0551		mg/Kg-dry	1	10/27/10 02:57 PM
Benzo[a]anthracene	<0.0221	0.0221	0.0551		mg/Kg-dry	1	10/27/10 02:57 PM
Benzo[a]pyrene	<0.0331	0.0331	0.0551		mg/Kg-dry	1	10/27/10 02:57 PM
Benzo[b]fluoranthene	<0.0221	0.0221	0.0551		mg/Kg-dry	1	10/27/10 02:57 PM
Benzo[g,h,i]perylene	<0.0221	0.0221	0.0551		mg/Kg-dry	1	10/27/10 02:57 PM
Benzo[k]fluoranthene	<0.0331	0.0331	0.0551		mg/Kg-dry	1	10/27/10 02:57 PM
Chrysene	<0.0221	0.0221	0.0551		mg/Kg-dry	1	10/27/10 02:57 PM
Dibenz[a,h]anthracene	<0.0221	0.0221	0.0551		mg/Kg-dry	1	10/27/10 02:57 PM
Fluoranthene	<0.0110	0.0110	0.0551		mg/Kg-dry	1	10/27/10 02:57 PM
Fluorene	<0.0110	0.0110	0.0551		mg/Kg-dry	1	10/27/10 02:57 PM
Indeno[1,2,3-cd]pyrene	<0.0110	0.0110	0.0551		mg/Kg-dry	1	10/27/10 02:57 PM
Naphthalene	<0.0110	0.0110	0.0551		mg/Kg-dry	1	10/27/10 02:57 PM
Phenanthrene	<0.0110	0.0110	0.0551		mg/Kg-dry	1	10/27/10 02:57 PM
Pyrene	<0.0221	0.0221	0.0551		mg/Kg-dry	1	10/27/10 02:57 PM
Surr: 2-Fluorobiphenyl	64.1	0	40 - 140		%REC	1	10/27/10 02:57 PM
Surr: 4-Terphenyl-d14	80.8	0	40 - 140		%REC	1	10/27/10 02:57 PM
Volatiles by 8260/5035 GC/MS		SW8260B					Analyst: AJR
1,1,1-Trichloroethane	<0.00110	0.00110	0.00552		mg/Kg-dry	1	10/21/10 06:00 PM
1,1,2,2-Tetrachloroethane	<0.00110	0.00110	0.00552		mg/Kg-dry	1	10/21/10 06:00 PM
1,1,2-Trichloroethane	<0.00110	0.00110	0.00552		mg/Kg-dry	1	10/21/10 06:00 PM
1,1,2-Trichlorotrifluoroethane	<0.00552	0.00552	0.0166		mg/Kg-dry	1	10/21/10 06:00 PM
1,1-Dichloroethane	<0.00110	0.00110	0.00552		mg/Kg-dry	1	10/21/10 06:00 PM
1,1-Dichloroethene	<0.00110	0.00110	0.00552		mg/Kg-dry	1	10/21/10 06:00 PM
1,2,4-Trichlorobenzene	<0.00110	0.00110	0.00552		mg/Kg-dry	1	10/21/10 06:00 PM
1,2-Dibromo-3-chloropropane	<0.00110	0.00110	0.00552		mg/Kg-dry	1	10/21/10 06:00 PM
1,2-Dibromoethane	<0.00110	0.00110	0.00552		mg/Kg-dry	1	10/21/10 06:00 PM
1,2-Dichlorobenzene	<0.00110	0.00110	0.00552		mg/Kg-dry	1	10/21/10 06:00 PM
1,2-Dichloroethane	<0.00110	0.00110	0.00552		mg/Kg-dry	1	10/21/10 06:00 PM
1,2-Dichloropropane	<0.00110	0.00110	0.00552		mg/Kg-dry	1	10/21/10 06:00 PM
1,3-Dichlorobenzene	<0.00110	0.00110	0.00552		mg/Kg-dry	1	10/21/10 06:00 PM
1,4-Dichlorobenzene	<0.00110	0.00110	0.00552		mg/Kg-dry	1	10/21/10 06:00 PM
2-Butanone	<0.00552	0.00552	0.0166		mg/Kg-dry	1	10/21/10 06:00 PM
2-Hexanone	<0.00552	0.00552	0.0166		mg/Kg-dry	1	10/21/10 06:00 PM
4-Methyl-2-pentanone	<0.00552	0.00552	0.0166		mg/Kg-dry	1	10/21/10 06:00 PM
Acetone	<0.0166	0.0166	0.0552		mg/Kg-dry	1	10/21/10 06:00 PM

Qualifiers:

	See Final Page of Report for MQLs and MDLs	J	Analyte detected between SDL and RL
B	Analyte detected in the associated Method Blank	N	Parameter not NELAC certified
C	Sample Result or QC discussed in the Case Narrative	ND	Not Detected at the SDL
DF	Dilution Factor	RL	Reporting Limit (MQL adjusted for moisture and sample size)
E	TPH pattern not Gas or Diesel Range Pattern	S	Spike Recovery outside control limits
		SDL	Sample Detection Limit

DHL Analytical

Date: 10/28/10

CLIENT:	Geo Strata Environmental Consultants	Client Sample ID:	SO-MW2-02
Project:	Hillcrest CEI	Lab ID:	1010145-11
Project No:	HCEI-760-SL-11	Collection Date:	10/19/10 02:20 PM
Lab Order:	1010145	Matrix:	Soil

Analyses	Result	SDL	RL	Qual	Units	DF	Date Analyzed
Benzene	<0.00110	0.00110	0.00552		mg/Kg-dry	1	10/21/10 06:00 PM
Bromodichloromethane	<0.00110	0.00110	0.00552		mg/Kg-dry	1	10/21/10 06:00 PM
Bromoform	<0.00110	0.00110	0.00552		mg/Kg-dry	1	10/21/10 06:00 PM
Bromomethane	<0.00110	0.00110	0.00552		mg/Kg-dry	1	10/21/10 06:00 PM
Carbon disulfide	<0.00110	0.00110	0.00552		mg/Kg-dry	1	10/21/10 06:00 PM
Carbon tetrachloride	<0.00110	0.00110	0.00552		mg/Kg-dry	1	10/21/10 06:00 PM
Chlorobenzene	<0.00110	0.00110	0.00552		mg/Kg-dry	1	10/21/10 06:00 PM
Chloroethane	<0.00110	0.00110	0.00552		mg/Kg-dry	1	10/21/10 06:00 PM
Chloroform	<0.00110	0.00110	0.00552		mg/Kg-dry	1	10/21/10 06:00 PM
Chloromethane	<0.00110	0.00110	0.00552		mg/Kg-dry	1	10/21/10 06:00 PM
cis-1,2-Dichloroethene	<0.00110	0.00110	0.00552		mg/Kg-dry	1	10/21/10 06:00 PM
cis-1,3-Dichloropropene	<0.00110	0.00110	0.00552		mg/Kg-dry	1	10/21/10 06:00 PM
Cyclohexane	<0.00552	0.00552	0.0166	N	mg/Kg-dry	1	10/21/10 06:00 PM
Dibromochloromethane	<0.00110	0.00110	0.00552		mg/Kg-dry	1	10/21/10 06:00 PM
Dichlorodifluoromethane	<0.00110	0.00110	0.00552		mg/Kg-dry	1	10/21/10 06:00 PM
Ethylbenzene	<0.00110	0.00110	0.00552		mg/Kg-dry	1	10/21/10 06:00 PM
Isopropylbenzene	<0.00110	0.00110	0.00552		mg/Kg-dry	1	10/21/10 06:00 PM
m,p-Xylene	<0.00110	0.00110	0.00552		mg/Kg-dry	1	10/21/10 06:00 PM
Methyl Acetate	<0.00552	0.00552	0.0166		mg/Kg-dry	1	10/21/10 06:00 PM
Methyl tert-butyl ether	<0.00110	0.00110	0.00552		mg/Kg-dry	1	10/21/10 06:00 PM
Methylcyclohexane	<0.00552	0.00552	0.0166		mg/Kg-dry	1	10/21/10 06:00 PM
Methylene chloride	<0.00552	0.00552	0.00552		mg/Kg-dry	1	10/21/10 06:00 PM
o-Xylene	<0.00110	0.00110	0.00552		mg/Kg-dry	1	10/21/10 06:00 PM
Styrene	<0.00110	0.00110	0.00552		mg/Kg-dry	1	10/21/10 06:00 PM
Tetrachloroethene	<0.00110	0.00110	0.00552		mg/Kg-dry	1	10/21/10 06:00 PM
Toluene	<0.00110	0.00110	0.00552		mg/Kg-dry	1	10/21/10 06:00 PM
trans-1,2-Dichloroethene	<0.00110	0.00110	0.00552		mg/Kg-dry	1	10/21/10 06:00 PM
trans-1,3-Dichloropropene	<0.00110	0.00110	0.00552		mg/Kg-dry	1	10/21/10 06:00 PM
Trichloroethene	<0.00110	0.00110	0.00552		mg/Kg-dry	1	10/21/10 06:00 PM
Trichlorofluoromethane	<0.00552	0.00552	0.0166		mg/Kg-dry	1	10/21/10 06:00 PM
Vinyl chloride	<0.00110	0.00110	0.00552		mg/Kg-dry	1	10/21/10 06:00 PM
Surr: 1,2-Dichloroethane-d4	113	0	52 - 149		%REC	1	10/21/10 06:00 PM
Surr: 4-Bromofluorobenzene	105	0	84 - 118		%REC	1	10/21/10 06:00 PM
Surr: Dibromofluoromethane	96.9	0	65 - 135		%REC	1	10/21/10 06:00 PM
Surr: Toluene-d8	107	0	84 - 116		%REC	1	10/21/10 06:00 PM
Percent Moisture		**D2216**					**Analyst: AA**
Percent Moisture	13.1	0	0		WT%	1	10/22/10 09:00 AM

Qualifiers:		See Final Page of Report for MQLs and MDLs	J	Analyte detected between SDL and RL
	B	Analyte detected in the associated Method Blank	N	Parameter not NELAC certified
	C	Sample Result or QC discussed in the Case Narrative	ND	Not Detected at the SDL
	DF	Dilution Factor	RL	Reporting Limit (MQL adjusted for moisture and sample size)
	E	TPH pattern not Gas or Diesel Range Pattern	S	Spike Recovery outside control limits
			SDL	Sample Detection Limit

DHL Analytical

Date: 10/28/10

CLIENT:	Geo Strata Environmental Consultants	Client Sample ID:	GW FB-2
Project:	Hillcrest CEI	Lab ID:	1010145-12
Project No:	HCEI-760-SL-11	Collection Date:	10/19/10 04:25 PM
Lab Order:	1010145	Matrix:	Field Blank

Analyses	Result	SDL	RL	Qual	Units	DF	Date Analyzed
8260 Water Volatiles by GC/MS		SW8260B					Analyst: AJR
1,1,1-Trichloroethane	<0.000200	0.000200	0.00100		mg/L	1	10/20/10 05:56 PM
1,1,2,2-Tetrachloroethane	<0.000200	0.000200	0.00100		mg/L	1	10/20/10 05:56 PM
1,1,2-Trichloroethane	<0.000200	0.000200	0.00100		mg/L	1	10/20/10 05:56 PM
1,1,2-Trichlorotrifluoroethane	<0.00500	0.00500	0.0150		mg/L	1	10/20/10 05:56 PM
1,1-Dichloroethane	<0.000200	0.000200	0.00100		mg/L	1	10/20/10 05:56 PM
1,1-Dichloroethene	<0.000200	0.000200	0.00100		mg/L	1	10/20/10 05:56 PM
1,2,4-Trichlorobenzene	<0.00150	0.00150	0.00500		mg/L	1	10/20/10 05:56 PM
1,2-Dibromo-3-chloropropane	<0.00300	0.00300	0.0100		mg/L	1	10/20/10 05:56 PM
1,2-Dibromoethane	<0.000200	0.000200	0.00100		mg/L	1	10/20/10 05:56 PM
1,2-Dichlorobenzene	<0.000300	0.000300	0.00100		mg/L	1	10/20/10 05:56 PM
1,2-Dichloroethane	<0.000300	0.000300	0.00100		mg/L	1	10/20/10 05:56 PM
1,2-Dichloropropane	<0.000200	0.000200	0.00100		mg/L	1	10/20/10 05:56 PM
1,3-Dichlorobenzene	<0.000300	0.000300	0.00100		mg/L	1	10/20/10 05:56 PM
1,4-Dichlorobenzene	<0.000300	0.000300	0.00100		mg/L	1	10/20/10 05:56 PM
2-Butanone	<0.00500	0.00500	0.0150		mg/L	1	10/20/10 05:56 PM
2-Hexanone	<0.00500	0.00500	0.0150		mg/L	1	10/20/10 05:56 PM
4-Methyl-2-pentanone	<0.00500	0.00500	0.0150		mg/L	1	10/20/10 05:56 PM
Acetone	0.00825	0.00500	0.0150	J	mg/L	1	10/20/10 05:56 PM
Benzene	<0.000200	0.000200	0.00100		mg/L	1	10/20/10 05:56 PM
Bromodichloromethane	<0.000200	0.000200	0.00100		mg/L	1	10/20/10 05:56 PM
Bromoform	<0.000200	0.000200	0.00100		mg/L	1	10/20/10 05:56 PM
Bromomethane	<0.000300	0.000300	0.00100		mg/L	1	10/20/10 05:56 PM
Carbon disulfide	<0.00500	0.00500	0.0150		mg/L	1	10/20/10 05:56 PM
Carbon tetrachloride	<0.000200	0.000200	0.00100		mg/L	1	10/20/10 05:56 PM
Chlorobenzene	<0.000200	0.000200	0.00100		mg/L	1	10/20/10 05:56 PM
Chloroethane	<0.000300	0.000300	0.00100		mg/L	1	10/20/10 05:56 PM
Chloroform	<0.000300	0.000300	0.00100		mg/L	1	10/20/10 05:56 PM
Chloromethane	<0.000300	0.000300	0.00100		mg/L	1	10/20/10 05:56 PM
cis-1,2-Dichloroethene	<0.000200	0.000200	0.00100		mg/L	1	10/20/10 05:56 PM
cis-1,3-Dichloropropene	<0.000200	0.000200	0.00100		mg/L	1	10/20/10 05:56 PM
Cyclohexane	<0.00500	0.00500	0.0150	N	mg/L	1	10/20/10 05:56 PM
Dibromochloromethane	<0.000200	0.000200	0.00100		mg/L	1	10/20/10 05:56 PM
Dichlorodifluoromethane	<0.000200	0.000200	0.00100		mg/L	1	10/20/10 05:56 PM
Ethylbenzene	<0.000300	0.000300	0.00100		mg/L	1	10/20/10 05:56 PM
Isopropylbenzene	<0.000200	0.000200	0.00100		mg/L	1	10/20/10 05:56 PM
m,p-Xylene	<0.000600	0.000600	0.00200		mg/L	1	10/20/10 05:56 PM
Methyl Acetate	<0.00500	0.00500	0.0150		mg/L	1	10/20/10 05:56 PM
Methyl tert-butyl ether	<0.000300	0.000300	0.00100		mg/L	1	10/20/10 05:56 PM
Methylcyclohexane	<0.00500	0.00500	0.0150		mg/L	1	10/20/10 05:56 PM
Methylene chloride	<0.00250	0.00250	0.00250		mg/L	1	10/20/10 05:56 PM
o-Xylene	<0.000300	0.000300	0.00100		mg/L	1	10/20/10 05:56 PM
Styrene	<0.000200	0.000200	0.00100		mg/L	1	10/20/10 05:56 PM
Tetrachloroethene	<0.000600	0.000600	0.00200		mg/L	1	10/20/10 05:56 PM
Toluene	<0.000600	0.000600	0.00200		mg/L	1	10/20/10 05:56 PM

Qualifiers:

	See Final Page of Report for MQLs and MDLs	J	Analyte detected between SDL and RL
B	Analyte detected in the associated Method Blank	N	Parameter not NELAC certified
C	Sample Result or QC discussed in the Case Narrative	ND	Not Detected at the SDL
DF	Dilution Factor	RL	Reporting Limit (MQL adjusted for moisture and sample size)
E	TPH pattern not Gas or Diesel Range Pattern	S	Spike Recovery outside control limits
		SDL	Sample Detection Limit

DHL Analytical

Date: 10/28/10

CLIENT:	Geo Strata Environmental Consultants	Client Sample ID:	GW FB-2
Project:	Hillcrest CEI	Lab ID:	1010145-12
Project No:	HCEI-760-SL-11	Collection Date:	10/19/10 04:25 PM
Lab Order:	1010145	Matrix:	Field Blank

Analyses	Result	SDL	RL	Qual	Units	DF	Date Analyzed
trans-1,2-Dichloroethene	<0.000200	0.000200	0.00100		mg/L	1	10/20/10 05:56 PM
trans-1,3-Dichloropropene	<0.000200	0.000200	0.00100		mg/L	1	10/20/10 05:56 PM
Trichloroethene	<0.000600	0.000600	0.00200		mg/L	1	10/20/10 05:56 PM
Trichlorofluoromethane	<0.000200	0.000200	0.00100		mg/L	1	10/20/10 05:56 PM
Vinyl chloride	<0.000100	0.000100	0.00100		mg/L	1	10/20/10 05:56 PM
Surr: 1,2-Dichloroethane-d4	96.6	0	72 - 119		%REC	1	10/20/10 05:56 PM
Surr: 4-Bromofluorobenzene	103	0	76 - 119		%REC	1	10/20/10 05:56 PM
Surr: Dibromofluoromethane	100	0	85 - 115		%REC	1	10/20/10 05:56 PM
Surr: Toluene-d8	95.1	0	81 - 120		%REC	1	10/20/10 05:56 PM

Qualifiers:

	See Final Page of Report for MQLs and MDLs	J	Analyte detected between SDL and RL
B	Analyte detected in the associated Method Blank	N	Parameter not NELAC certified
C	Sample Result or QC discussed in the Case Narrative	ND	Not Detected at the SDL
DF	Dilution Factor	RL	Reporting Limit (MQL adjusted for moisture and sample size)
E	TPH pattern not Gas or Diesel Range Pattern	S	Spike Recovery outside control limits
		SDL	Sample Detection Limit

DHL Analytical

Date: 10/28/10

CLIENT:	Geo Strata Environmental Consultants	Client Sample ID:	GW EB-03
Project:	Hillcrest CEI	Lab ID:	1010145-13
Project No:	HCEI-760-SL-11	Collection Date:	10/19/10 04:45 PM
Lab Order:	1010145	Matrix:	Equip Blank

Analyses	Result	SDL	RL	Qual	Units	DF	Date Analyzed
Tx1005 TPH Water		TX1005					Analyst: AV
T/R Hydrocarbons: C6-C12	<0.680	0.680	1.94		mg/L	1	10/22/10 09:29 AM
T/R Hydrocarbons: >C12-C28	<0.680	0.680	1.94		mg/L	1	10/22/10 09:29 AM
T/R Hydrocarbons: >C28-C35	<0.680	0.680	1.94		mg/L	1	10/22/10 09:29 AM
T/R Hydrocarbons: C6-C35	<0.680	0.680	1.94		mg/L	1	10/22/10 09:29 AM
Surr: Isopropylbenzene	98.6	0	70 - 130		%REC	1	10/22/10 09:29 AM
Surr: Octacosane	98.5	0	70 - 130		%REC	1	10/22/10 09:29 AM
PAHs: GC/MS		SW8270C					Analyst: DO
Acenaphthene	<0.0000250	0.0000250	0.0000500		mg/L	1	10/25/10 02:36 PM
Acenaphthylene	<0.0000250	0.0000250	0.0000500		mg/L	1	10/25/10 02:36 PM
Anthracene	<0.0000250	0.0000250	0.0000500		mg/L	1	10/25/10 02:36 PM
Benzo[a]anthracene	<0.0000250	0.0000250	0.0000500		mg/L	1	10/25/10 02:36 PM
Benzo[a]pyrene	<0.0000250	0.0000250	0.0000500		mg/L	1	10/25/10 02:36 PM
Benzo[b]fluoranthene	<0.0000250	0.0000250	0.0000500		mg/L	1	10/25/10 02:36 PM
Benzo[g,h,i]perylene	<0.0000250	0.0000250	0.0000500		mg/L	1	10/25/10 02:36 PM
Benzo[k]fluoranthene	<0.0000250	0.0000250	0.0000500		mg/L	1	10/25/10 02:36 PM
Chrysene	<0.0000250	0.0000250	0.0000500		mg/L	1	10/25/10 02:36 PM
Dibenz[a,h]anthracene	<0.00000500	0.00000500	0.0000100		mg/L	1	10/25/10 02:36 PM
Fluoranthene	<0.0000250	0.0000250	0.0000500		mg/L	1	10/25/10 02:36 PM
Fluorene	<0.0000250	0.0000250	0.0000500		mg/L	1	10/25/10 02:36 PM
Indeno[1,2,3-cd]pyrene	<0.0000250	0.0000250	0.0000500		mg/L	1	10/25/10 02:36 PM
Naphthalene	0.000130	0.0000250	0.0000500		mg/L	1	10/25/10 02:36 PM
Phenanthrene	<0.0000250	0.0000250	0.0000500		mg/L	1	10/25/10 02:36 PM
Pyrene	<0.0000250	0.0000250	0.0000500		mg/L	1	10/25/10 02:36 PM
Surr: 2-Fluorobiphenyl	67.6	0	40 - 140		%REC	1	10/25/10 02:36 PM
Surr: 4-Terphenyl-d14	76.4	0	40 - 140		%REC	1	10/25/10 02:36 PM
8260 Water Volatiles by GC/MS		SW8260B					Analyst: AJR
1,1,1-Trichloroethane	<0.000200	0.000200	0.00100		mg/L	1	10/20/10 06:20 PM
1,1,2,2-Tetrachloroethane	<0.000200	0.000200	0.00100		mg/L	1	10/20/10 06:20 PM
1,1,2-Trichloroethane	<0.000200	0.000200	0.00100		mg/L	1	10/20/10 06:20 PM
1,1,2-Trichlorotrifluoroethane	<0.00500	0.00500	0.0150		mg/L	1	10/20/10 06:20 PM
1,1-Dichloroethane	<0.000200	0.000200	0.00100		mg/L	1	10/20/10 06:20 PM
1,1-Dichloroethene	<0.000200	0.000200	0.00100		mg/L	1	10/20/10 06:20 PM
1,2,4-Trichlorobenzene	<0.00150	0.00150	0.00500		mg/L	1	10/20/10 06:20 PM
1,2-Dibromo-3-chloropropane	<0.00300	0.00300	0.0100		mg/L	1	10/20/10 06:20 PM
1,2-Dibromoethane	<0.000200	0.000200	0.00100		mg/L	1	10/20/10 06:20 PM
1,2-Dichlorobenzene	<0.000300	0.000300	0.00100		mg/L	1	10/20/10 06:20 PM
1,2-Dichloroethane	<0.000300	0.000300	0.00100		mg/L	1	10/20/10 06:20 PM
1,2-Dichloropropane	<0.000200	0.000200	0.00100		mg/L	1	10/20/10 06:20 PM
1,3-Dichlorobenzene	<0.000300	0.000300	0.00100		mg/L	1	10/20/10 06:20 PM
1,4-Dichlorobenzene	<0.000300	0.000300	0.00100		mg/L	1	10/20/10 06:20 PM
2-Butanone	<0.00500	0.00500	0.0150		mg/L	1	10/20/10 06:20 PM
2-Hexanone	<0.00500	0.00500	0.0150		mg/L	1	10/20/10 06:20 PM
4-Methyl-2-pentanone	<0.00500	0.00500	0.0150		mg/L	1	10/20/10 06:20 PM
Acetone	0.00654	0.00500	0.0150	J	mg/L	1	10/20/10 06:20 PM

Qualifiers:

	See Final Page of Report for MQLs and MDLs	J	Analyte detected between SDL and RL
B	Analyte detected in the associated Method Blank	N	Parameter not NELAC certified
C	Sample Result or QC discussed in the Case Narrative	ND	Not Detected at the SDL
DF	Dilution Factor	RL	Reporting Limit (MQL adjusted for moisture and sample size)
E	TPH pattern not Gas or Diesel Range Pattern	S	Spike Recovery outside control limits
		SDL	Sample Detection Limit

DHL Analytical

Date: 10/28/10

CLIENT:	Geo Strata Environmental Consultants	Client Sample ID:	GW EB-03
Project:	Hillcrest CEI	Lab ID:	1010145-13
Project No:	HCEI-760-SL-11	Collection Date:	10/19/10 04:45 PM
Lab Order:	1010145	Matrix:	Equip Blank

Analyses	Result	SDL	RL	Qual	Units	DF	Date Analyzed
Benzene	<0.000200	0.000200	0.00100		mg/L	1	10/20/10 06:20 PM
Bromodichloromethane	<0.000200	0.000200	0.00100		mg/L	1	10/20/10 06:20 PM
Bromoform	<0.000200	0.000200	0.00100		mg/L	1	10/20/10 06:20 PM
Bromomethane	<0.000300	0.000300	0.00100		mg/L	1	10/20/10 06:20 PM
Carbon disulfide	<0.00500	0.00500	0.0150		mg/L	1	10/20/10 06:20 PM
Carbon tetrachloride	<0.000200	0.000200	0.00100		mg/L	1	10/20/10 06:20 PM
Chlorobenzene	<0.000200	0.000200	0.00100		mg/L	1	10/20/10 06:20 PM
Chloroethane	<0.000300	0.000300	0.00100		mg/L	1	10/20/10 06:20 PM
Chloroform	<0.000300	0.000300	0.00100		mg/L	1	10/20/10 06:20 PM
Chloromethane	<0.000300	0.000300	0.00100		mg/L	1	10/20/10 06:20 PM
cis-1,2-Dichloroethene	<0.000200	0.000200	0.00100		mg/L	1	10/20/10 06:20 PM
cis-1,3-Dichloropropene	<0.000200	0.000200	0.00100		mg/L	1	10/20/10 06:20 PM
Cyclohexane	<0.00500	0.00500	0.0150	N	mg/L	1	10/20/10 06:20 PM
Dibromochloromethane	<0.000200	0.000200	0.00100		mg/L	1	10/20/10 06:20 PM
Dichlorodifluoromethane	<0.000200	0.000200	0.00100		mg/L	1	10/20/10 06:20 PM
Ethylbenzene	<0.000300	0.000300	0.00100		mg/L	1	10/20/10 06:20 PM
Isopropylbenzene	<0.000200	0.000200	0.00100		mg/L	1	10/20/10 06:20 PM
m,p-Xylene	<0.000600	0.000600	0.00200		mg/L	1	10/20/10 06:20 PM
Methyl Acetate	<0.00500	0.00500	0.0150		mg/L	1	10/20/10 06:20 PM
Methyl tert-butyl ether	<0.000300	0.000300	0.00100		mg/L	1	10/20/10 06:20 PM
Methylcyclohexane	<0.00500	0.00500	0.0150		mg/L	1	10/20/10 06:20 PM
Methylene chloride	<0.00250	0.00250	0.00250		mg/L	1	10/20/10 06:20 PM
o-Xylene	<0.000300	0.000300	0.00100		mg/L	1	10/20/10 06:20 PM
Styrene	<0.000200	0.000200	0.00100		mg/L	1	10/20/10 06:20 PM
Tetrachloroethene	<0.000600	0.000600	0.00200		mg/L	1	10/20/10 06:20 PM
Toluene	<0.000600	0.000600	0.00200		mg/L	1	10/20/10 06:20 PM
trans-1,2-Dichloroethene	<0.000200	0.000200	0.00100		mg/L	1	10/20/10 06:20 PM
trans-1,3-Dichloropropene	<0.000200	0.000200	0.00100		mg/L	1	10/20/10 06:20 PM
Trichloroethene	<0.000600	0.000600	0.00200		mg/L	1	10/20/10 06:20 PM
Trichlorofluoromethane	<0.000200	0.000200	0.00100		mg/L	1	10/20/10 06:20 PM
Vinyl chloride	<0.000100	0.000100	0.00100		mg/L	1	10/20/10 06:20 PM
Surr: 1,2-Dichloroethane-d4	97.3	0	72 - 119		%REC	1	10/20/10 06:20 PM
Surr: 4-Bromofluorobenzene	103	0	76 - 119		%REC	1	10/20/10 06:20 PM
Surr: Dibromofluoromethane	101	0	85 - 115		%REC	1	10/20/10 06:20 PM
Surr: Toluene-d8	94.2	0	81 - 120		%REC	1	10/20/10 06:20 PM

Qualifiers: See Final Page of Report for MQLs and MDLs

B	Analyte detected in the associated Method Blank	J	Analyte detected between SDL and RL
C	Sample Result or QC discussed in the Case Narrative	N	Parameter not NELAC certified
DF	Dilution Factor	ND	Not Detected at the SDL
E	TPH pattern not Gas or Diesel Range Pattern	RL	Reporting Limit (MQL adjusted for moisture and sample size)
		S	Spike Recovery outside control limits
		SDL	Sample Detection Limit

DHL Analytical

Date: 10/28/10

CLIENT:	Geo Strata Environmental Consultants	Client Sample ID:	SO-FD-3
Project:	Hillcrest CEI	Lab ID:	1010145-14
Project No:	HCEI-760-SL-11	Collection Date:	10/19/10 09:30 AM
Lab Order:	1010145	Matrix:	Soil

Analyses	Result	SDL	RL	Qual	Units	DF	Date Analyzed
Tx1005 TPH Soil		TX1005					Analyst: AV
T/R Hydrocarbons: C6-C12	<7.39	7.39	21.1		mg/Kg-dry	1	10/20/10 07:16 PM
T/R Hydrocarbons: >C12-C28	<7.39	7.39	21.1		mg/Kg-dry	1	10/20/10 07:16 PM
T/R Hydrocarbons: >C28-C35	<7.39	7.39	21.1		mg/Kg-dry	1	10/20/10 07:16 PM
T/R Hydrocarbons: C6-C35	<7.39	7.39	21.1		mg/Kg-dry	1	10/20/10 07:16 PM
Surr: Isopropylbenzene	93.1	0	70 - 130		%REC	1	10/20/10 07:16 PM
Surr: Octacosane	96.0	0	70 - 130		%REC	1	10/20/10 07:16 PM
PAHs: GC/MS		SW8270C					Analyst: DO
Acenaphthene	<0.0230	0.0230	0.0575		mg/Kg-dry	1	10/27/10 03:29 PM
Acenaphthylene	<0.0115	0.0115	0.0575		mg/Kg-dry	1	10/27/10 03:29 PM
Anthracene	<0.0115	0.0115	0.0575		mg/Kg-dry	1	10/27/10 03:29 PM
Benzo[a]anthracene	<0.0230	0.0230	0.0575		mg/Kg-dry	1	10/27/10 03:29 PM
Benzo[a]pyrene	<0.0345	0.0345	0.0575		mg/Kg-dry	1	10/27/10 03:29 PM
Benzo[b]fluoranthene	<0.0230	0.0230	0.0575		mg/Kg-dry	1	10/27/10 03:29 PM
Benzo[g,h,i]perylene	<0.0230	0.0230	0.0575		mg/Kg-dry	1	10/27/10 03:29 PM
Benzo[k]fluoranthene	<0.0345	0.0345	0.0575		mg/Kg-dry	1	10/27/10 03:29 PM
Chrysene	<0.0230	0.0230	0.0575		mg/Kg-dry	1	10/27/10 03:29 PM
Dibenz[a,h]anthracene	<0.0230	0.0230	0.0575		mg/Kg-dry	1	10/27/10 03:29 PM
Fluoranthene	<0.0115	0.0115	0.0575		mg/Kg-dry	1	10/27/10 03:29 PM
Fluorene	<0.0115	0.0115	0.0575		mg/Kg-dry	1	10/27/10 03:29 PM
Indeno[1,2,3-cd]pyrene	<0.0115	0.0115	0.0575		mg/Kg-dry	1	10/27/10 03:29 PM
Naphthalene	<0.0115	0.0115	0.0575		mg/Kg-dry	1	10/27/10 03:29 PM
Phenanthrene	<0.0115	0.0115	0.0575		mg/Kg-dry	1	10/27/10 03:29 PM
Pyrene	<0.0230	0.0230	0.0575		mg/Kg-dry	1	10/27/10 03:29 PM
Surr: 2-Fluorobiphenyl	63.2	0	40 - 140		%REC	1	10/27/10 03:29 PM
Surr: 4-Terphenyl-d14	78.3	0	40 - 140		%REC	1	10/27/10 03:29 PM
Volatiles by 8260/5035 GC/MS		SW8260B					Analyst: AJR
1,1,1-Trichloroethane	<0.00103	0.00103	0.00514		mg/Kg-dry	1	10/21/10 06:33 PM
1,1,2,2-Tetrachloroethane	<0.00103	0.00103	0.00514		mg/Kg-dry	1	10/21/10 06:33 PM
1,1,2-Trichloroethane	<0.00103	0.00103	0.00514		mg/Kg-dry	1	10/21/10 06:33 PM
1,1,2-Trichlorotrifluoroethane	<0.00514	0.00514	0.0154		mg/Kg-dry	1	10/21/10 06:33 PM
1,1-Dichloroethane	<0.00103	0.00103	0.00514		mg/Kg-dry	1	10/21/10 06:33 PM
1,1-Dichloroethene	<0.00103	0.00103	0.00514		mg/Kg-dry	1	10/21/10 06:33 PM
1,2,4-Trichlorobenzene	<0.00103	0.00103	0.00514		mg/Kg-dry	1	10/21/10 06:33 PM
1,2-Dibromo-3-chloropropane	<0.00103	0.00103	0.00514		mg/Kg-dry	1	10/21/10 06:33 PM
1,2-Dibromoethane	<0.00103	0.00103	0.00514		mg/Kg-dry	1	10/21/10 06:33 PM
1,2-Dichlorobenzene	<0.00103	0.00103	0.00514		mg/Kg-dry	1	10/21/10 06:33 PM
1,2-Dichloroethane	<0.00103	0.00103	0.00514		mg/Kg-dry	1	10/21/10 06:33 PM
1,2-Dichloropropane	<0.00103	0.00103	0.00514		mg/Kg-dry	1	10/21/10 06:33 PM
1,3-Dichlorobenzene	<0.00103	0.00103	0.00514		mg/Kg-dry	1	10/21/10 06:33 PM
1,4-Dichlorobenzene	<0.00103	0.00103	0.00514		mg/Kg-dry	1	10/21/10 06:33 PM
2-Butanone	<0.00514	0.00514	0.0154		mg/Kg-dry	1	10/21/10 06:33 PM
2-Hexanone	<0.00514	0.00514	0.0154		mg/Kg-dry	1	10/21/10 06:33 PM
4-Methyl-2-pentanone	<0.00514	0.00514	0.0154		mg/Kg-dry	1	10/21/10 06:33 PM
Acetone	<0.0154	0.0154	0.0514		mg/Kg-dry	1	10/21/10 06:33 PM

Qualifiers:

	See Final Page of Report for MQLs and MDLs	J	Analyte detected between SDL and RL
B	Analyte detected in the associated Method Blank	N	Parameter not NELAC certified
C	Sample Result or QC discussed in the Case Narrative	ND	Not Detected at the SDL
DF	Dilution Factor	RL	Reporting Limit (MQL adjusted for moisture and sample size)
E	TPH pattern not Gas or Diesel Range Pattern	S	Spike Recovery outside control limits
		SDL	Sample Detection Limit

DHL Analytical

Date: 10/28/10

CLIENT:	Geo Strata Environmental Consultants	Client Sample ID:	SO-FD-3
Project:	Hillcrest CEI	Lab ID:	1010145-14
Project No:	HCEI-760-SL-11	Collection Date:	10/19/10 09:30 AM
Lab Order:	1010145	Matrix:	Soil

Analyses	Result	SDL	RL	Qual	Units	DF	Date Analyzed
Benzene	<0.00103	0.00103	0.00514		mg/Kg-dry	1	10/21/10 06:33 PM
Bromodichloromethane	<0.00103	0.00103	0.00514		mg/Kg-dry	1	10/21/10 06:33 PM
Bromoform	<0.00103	0.00103	0.00514		mg/Kg-dry	1	10/21/10 06:33 PM
Bromomethane	<0.00103	0.00103	0.00514		mg/Kg-dry	1	10/21/10 06:33 PM
Carbon disulfide	<0.00103	0.00103	0.00514		mg/Kg-dry	1	10/21/10 06:33 PM
Carbon tetrachloride	<0.00103	0.00103	0.00514		mg/Kg-dry	1	10/21/10 06:33 PM
Chlorobenzene	<0.00103	0.00103	0.00514		mg/Kg-dry	1	10/21/10 06:33 PM
Chloroethane	<0.00103	0.00103	0.00514		mg/Kg-dry	1	10/21/10 06:33 PM
Chloroform	<0.00103	0.00103	0.00514		mg/Kg-dry	1	10/21/10 06:33 PM
Chloromethane	<0.00103	0.00103	0.00514		mg/Kg-dry	1	10/21/10 06:33 PM
cis-1,2-Dichloroethene	<0.00103	0.00103	0.00514		mg/Kg-dry	1	10/21/10 06:33 PM
cis-1,3-Dichloropropene	<0.00103	0.00103	0.00514		mg/Kg-dry	1	10/21/10 06:33 PM
Cyclohexane	<0.00514	0.00514	0.0154	N	mg/Kg-dry	1	10/21/10 06:33 PM
Dibromochloromethane	<0.00103	0.00103	0.00514		mg/Kg-dry	1	10/21/10 06:33 PM
Dichlorodifluoromethane	<0.00103	0.00103	0.00514		mg/Kg-dry	1	10/21/10 06:33 PM
Ethylbenzene	<0.00103	0.00103	0.00514		mg/Kg-dry	1	10/21/10 06:33 PM
Isopropylbenzene	<0.00103	0.00103	0.00514		mg/Kg-dry	1	10/21/10 06:33 PM
m,p-Xylene	<0.00103	0.00103	0.00514		mg/Kg-dry	1	10/21/10 06:33 PM
Methyl Acetate	<0.00514	0.00514	0.0154		mg/Kg-dry	1	10/21/10 06:33 PM
Methyl tert-butyl ether	<0.00103	0.00103	0.00514		mg/Kg-dry	1	10/21/10 06:33 PM
Methylcyclohexane	<0.00514	0.00514	0.0154		mg/Kg-dry	1	10/21/10 06:33 PM
Methylene chloride	<0.00514	0.00514	0.00514		mg/Kg-dry	1	10/21/10 06:33 PM
o-Xylene	<0.00103	0.00103	0.00514		mg/Kg-dry	1	10/21/10 06:33 PM
Styrene	<0.00103	0.00103	0.00514		mg/Kg-dry	1	10/21/10 06:33 PM
Tetrachloroethene	<0.00103	0.00103	0.00514		mg/Kg-dry	1	10/21/10 06:33 PM
Toluene	<0.00103	0.00103	0.00514		mg/Kg-dry	1	10/21/10 06:33 PM
trans-1,2-Dichloroethene	<0.00103	0.00103	0.00514		mg/Kg-dry	1	10/21/10 06:33 PM
trans-1,3-Dichloropropene	<0.00103	0.00103	0.00514		mg/Kg-dry	1	10/21/10 06:33 PM
Trichloroethene	<0.00103	0.00103	0.00514		mg/Kg-dry	1	10/21/10 06:33 PM
Trichlorofluoromethane	<0.00514	0.00514	0.0154		mg/Kg-dry	1	10/21/10 06:33 PM
Vinyl chloride	<0.00103	0.00103	0.00514		mg/Kg-dry	1	10/21/10 06:33 PM
Surr: 1,2-Dichloroethane-d4	139	0	52 - 149		%REC	1	10/21/10 06:33 PM
Surr: 4-Bromofluorobenzene	105	0	84 - 118		%REC	1	10/21/10 06:33 PM
Surr: Dibromofluoromethane	102	0	65 - 135		%REC	1	10/21/10 06:33 PM
Surr: Toluene-d8	104	0	84 - 116		%REC	1	10/21/10 06:33 PM
Percent Moisture		**D2216**					**Analyst: AA**
Percent Moisture	16.0	0	0		WT%	1	10/27/10 08:55 AM

Qualifiers:		See Final Page of Report for MQLs and MDLs	J	Analyte detected between SDL and RL
	B	Analyte detected in the associated Method Blank	N	Parameter not NELAC certified
	C	Sample Result or QC discussed in the Case Narrative	ND	Not Detected at the SDL
	DF	Dilution Factor	RL	Reporting Limit (MQL adjusted for moisture and sample size)
	E	TPH pattern not Gas or Diesel Range Pattern	S	Spike Recovery outside control limits
			SDL	Sample Detection Limit

DHL Analytical

Date: 10/28/10

CLIENT:	Geo Strata Environmental Consultants	Client Sample ID:	SO-MW1-02
Project:	Hillcrest CEI	Lab ID:	1010145-15
Project No:	HCEI-760-SL-11	Collection Date:	10/19/10 01:53 PM
Lab Order:	1010145	Matrix:	Soil

Analyses	Result	SDL	RL	Qual	Units	DF	Date Analyzed
Tx1005 TPH Soil		TX1005					Analyst: AV
T/R Hydrocarbons: C6-C12	<7.33	7.33	20.9		mg/Kg-dry	1	10/20/10 07:24 PM
T/R Hydrocarbons: >C12-C28	<7.33	7.33	20.9		mg/Kg-dry	1	10/20/10 07:24 PM
T/R Hydrocarbons: >C28-C35	<7.33	7.33	20.9		mg/Kg-dry	1	10/20/10 07:24 PM
T/R Hydrocarbons: C6-C35	<7.33	7.33	20.9		mg/Kg-dry	1	10/20/10 07:24 PM
Surr: Isopropylbenzene	88.6	0	70 - 130		%REC	1	10/20/10 07:24 PM
Surr: Octacosane	95.7	0	70 - 130		%REC	1	10/20/10 07:24 PM
PAHs: GC/MS		SW8270C					Analyst: DO
Acenaphthene	<0.0227	0.0227	0.0569		mg/Kg-dry	1	10/27/10 04:00 PM
Acenaphthylene	<0.0114	0.0114	0.0569		mg/Kg-dry	1	10/27/10 04:00 PM
Anthracene	<0.0114	0.0114	0.0569		mg/Kg-dry	1	10/27/10 04:00 PM
Benzo[a]anthracene	<0.0227	0.0227	0.0569		mg/Kg-dry	1	10/27/10 04:00 PM
Benzo[a]pyrene	<0.0341	0.0341	0.0569		mg/Kg-dry	1	10/27/10 04:00 PM
Benzo[b]fluoranthene	<0.0227	0.0227	0.0569		mg/Kg-dry	1	10/27/10 04:00 PM
Benzo[g,h,i]perylene	<0.0227	0.0227	0.0569		mg/Kg-dry	1	10/27/10 04:00 PM
Benzo[k]fluoranthene	<0.0341	0.0341	0.0569		mg/Kg-dry	1	10/27/10 04:00 PM
Chrysene	<0.0227	0.0227	0.0569		mg/Kg-dry	1	10/27/10 04:00 PM
Dibenz[a,h]anthracene	<0.0227	0.0227	0.0569		mg/Kg-dry	1	10/27/10 04:00 PM
Fluoranthene	<0.0114	0.0114	0.0569		mg/Kg-dry	1	10/27/10 04:00 PM
Fluorene	<0.0114	0.0114	0.0569		mg/Kg-dry	1	10/27/10 04:00 PM
Indeno[1,2,3-cd]pyrene	<0.0114	0.0114	0.0569		mg/Kg-dry	1	10/27/10 04:00 PM
Naphthalene	<0.0114	0.0114	0.0569		mg/Kg-dry	1	10/27/10 04:00 PM
Phenanthrene	<0.0114	0.0114	0.0569		mg/Kg-dry	1	10/27/10 04:00 PM
Pyrene	<0.0227	0.0227	0.0569		mg/Kg-dry	1	10/27/10 04:00 PM
Surr: 2-Fluorobiphenyl	60.8	0	40 - 140		%REC	1	10/27/10 04:00 PM
Surr: 4-Terphenyl-d14	73.5	0	40 - 140		%REC	1	10/27/10 04:00 PM
Volatiles by 8260/5035 GC/MS		SW8260B					Analyst: AJR
1,1,1-Trichloroethane	<0.00111	0.00111	0.00553		mg/Kg-dry	1	10/21/10 12:45 PM
1,1,2,2-Tetrachloroethane	<0.00111	0.00111	0.00553		mg/Kg-dry	1	10/21/10 12:45 PM
1,1,2-Trichloroethane	<0.00111	0.00111	0.00553		mg/Kg-dry	1	10/21/10 12:45 PM
1,1,2-Trichlorotrifluoroethane	<0.00553	0.00553	0.0166		mg/Kg-dry	1	10/21/10 12:45 PM
1,1-Dichloroethane	<0.00111	0.00111	0.00553		mg/Kg-dry	1	10/21/10 12:45 PM
1,1-Dichloroethene	<0.00111	0.00111	0.00553		mg/Kg-dry	1	10/21/10 12:45 PM
1,2,4-Trichlorobenzene	<0.00111	0.00111	0.00553		mg/Kg-dry	1	10/21/10 12:45 PM
1,2-Dibromo-3-chloropropane	<0.00111	0.00111	0.00553		mg/Kg-dry	1	10/21/10 12:45 PM
1,2-Dibromoethane	<0.00111	0.00111	0.00553		mg/Kg-dry	1	10/21/10 12:45 PM
1,2-Dichlorobenzene	<0.00111	0.00111	0.00553		mg/Kg-dry	1	10/21/10 12:45 PM
1,2-Dichloroethane	<0.00111	0.00111	0.00553		mg/Kg-dry	1	10/21/10 12:45 PM
1,2-Dichloropropane	<0.00111	0.00111	0.00553		mg/Kg-dry	1	10/21/10 12:45 PM
1,3-Dichlorobenzene	<0.00111	0.00111	0.00553		mg/Kg-dry	1	10/21/10 12:45 PM
1,4-Dichlorobenzene	<0.00111	0.00111	0.00553		mg/Kg-dry	1	10/21/10 12:45 PM
2-Butanone	<0.00553	0.00553	0.0166		mg/Kg-dry	1	10/21/10 12:45 PM
2-Hexanone	<0.00553	0.00553	0.0166		mg/Kg-dry	1	10/21/10 12:45 PM
4-Methyl-2-pentanone	<0.00553	0.00553	0.0166		mg/Kg-dry	1	10/21/10 12:45 PM
Acetone	<0.0166	0.0166	0.0553		mg/Kg-dry	1	10/21/10 12:45 PM

Qualifiers:

	See Final Page of Report for MQLs and MDLs	J	Analyte detected between SDL and RL
B	Analyte detected in the associated Method Blank	N	Parameter not NELAC certified
C	Sample Result or QC discussed in the Case Narrative	ND	Not Detected at the SDL
DF	Dilution Factor	RL	Reporting Limit (MQL adjusted for moisture and sample size)
E	TPH pattern not Gas or Diesel Range Pattern	S	Spike Recovery outside control limits
		SDL	Sample Detection Limit

DHL Analytical

Date: 10/28/10

CLIENT:	Geo Strata Environmental Consultants	Client Sample ID:	SO-MW1-02
Project:	Hillcrest CEI	Lab ID:	1010145-15
Project No:	HCEI-760-SL-11	Collection Date:	10/19/10 01:53 PM
Lab Order:	1010145	Matrix:	Soil

Analyses	Result	SDL	RL	Qual	Units	DF	Date Analyzed
Benzene	<0.00111	0.00111	0.00553		mg/Kg-dry	1	10/21/10 12:45 PM
Bromodichloromethane	<0.00111	0.00111	0.00553		mg/Kg-dry	1	10/21/10 12:45 PM
Bromoform	<0.00111	0.00111	0.00553		mg/Kg-dry	1	10/21/10 12:45 PM
Bromomethane	<0.00111	0.00111	0.00553		mg/Kg-dry	1	10/21/10 12:45 PM
Carbon disulfide	<0.00111	0.00111	0.00553		mg/Kg-dry	1	10/21/10 12:45 PM
Carbon tetrachloride	<0.00111	0.00111	0.00553		mg/Kg-dry	1	10/21/10 12:45 PM
Chlorobenzene	<0.00111	0.00111	0.00553		mg/Kg-dry	1	10/21/10 12:45 PM
Chloroethane	<0.00111	0.00111	0.00553		mg/Kg-dry	1	10/21/10 12:45 PM
Chloroform	<0.00111	0.00111	0.00553		mg/Kg-dry	1	10/21/10 12:45 PM
Chloromethane	<0.00111	0.00111	0.00553		mg/Kg-dry	1	10/21/10 12:45 PM
cis-1,2-Dichloroethene	<0.00111	0.00111	0.00553		mg/Kg-dry	1	10/21/10 12:45 PM
cis-1,3-Dichloropropene	<0.00111	0.00111	0.00553		mg/Kg-dry	1	10/21/10 12:45 PM
Cyclohexane	<0.00553	0.00553	0.0166	N	mg/Kg-dry	1	10/21/10 12:45 PM
Dibromochloromethane	<0.00111	0.00111	0.00553		mg/Kg-dry	1	10/21/10 12:45 PM
Dichlorodifluoromethane	<0.00111	0.00111	0.00553		mg/Kg-dry	1	10/21/10 12:45 PM
Ethylbenzene	<0.00111	0.00111	0.00553		mg/Kg-dry	1	10/21/10 12:45 PM
Isopropylbenzene	<0.00111	0.00111	0.00553		mg/Kg-dry	1	10/21/10 12:45 PM
m,p-Xylene	<0.00111	0.00111	0.00553		mg/Kg-dry	1	10/21/10 12:45 PM
Methyl Acetate	<0.00553	0.00553	0.0166		mg/Kg-dry	1	10/21/10 12:45 PM
Methyl tert-butyl ether	<0.00111	0.00111	0.00553		mg/Kg-dry	1	10/21/10 12:45 PM
Methylcyclohexane	<0.00553	0.00553	0.0166		mg/Kg-dry	1	10/21/10 12:45 PM
Methylene chloride	<0.00553	0.00553	0.00553		mg/Kg-dry	1	10/21/10 12:45 PM
o-Xylene	<0.00111	0.00111	0.00553		mg/Kg-dry	1	10/21/10 12:45 PM
Styrene	<0.00111	0.00111	0.00553		mg/Kg-dry	1	10/21/10 12:45 PM
Tetrachloroethene	<0.00111	0.00111	0.00553		mg/Kg-dry	1	10/21/10 12:45 PM
Toluene	<0.00111	0.00111	0.00553		mg/Kg-dry	1	10/21/10 12:45 PM
trans-1,2-Dichloroethene	<0.00111	0.00111	0.00553		mg/Kg-dry	1	10/21/10 12:45 PM
trans-1,3-Dichloropropene	<0.00111	0.00111	0.00553		mg/Kg-dry	1	10/21/10 12:45 PM
Trichloroethene	<0.00111	0.00111	0.00553		mg/Kg-dry	1	10/21/10 12:45 PM
Trichlorofluoromethane	<0.00553	0.00553	0.0166		mg/Kg-dry	1	10/21/10 12:45 PM
Vinyl chloride	<0.00111	0.00111	0.00553		mg/Kg-dry	1	10/21/10 12:45 PM
Surr: 1,2-Dichloroethane-d4	107	0	52 - 149		%REC	1	10/21/10 12:45 PM
Surr: 4-Bromofluorobenzene	104	0	84 - 118		%REC	1	10/21/10 12:45 PM
Surr: Dibromofluoromethane	97.6	0	65 - 135		%REC	1	10/21/10 12:45 PM
Surr: Toluene-d8	105	0	84 - 116		%REC	1	10/21/10 12:45 PM
Percent Moisture		**D2216**					**Analyst: AA**
Percent Moisture	18.0	0	0		WT%	1	10/22/10 02:05 PM

Qualifiers:		See Final Page of Report for MQLs and MDLs	J	Analyte detected between SDL and RL
	B	Analyte detected in the associated Method Blank	N	Parameter not NELAC certified
	C	Sample Result or QC discussed in the Case Narrative	ND	Not Detected at the SDL
	DF	Dilution Factor	RL	Reporting Limit (MQL adjusted for moisture and sample size)
	E	TPH pattern not Gas or Diesel Range Pattern	S	Spike Recovery outside control limits
			SDL	Sample Detection Limit

CLIENT: Geo Strata Environmental Consultants
Work Order: 1010145
Project: Hillcrest CEI

ANALYTICAL QC SUMMARY REPORT

RunID: GC12_101020C

Sample ID:	LCS-43510	Batch ID:	43510		TestNo:		TX1005		Units:		mg/Kg
SampType:	LCS	Run ID:	GC12_101020C		Analysis Date:		10/20/10 05:19 PM		Prep Date:		10/20/10
Analyte		Result	RL	SPK value	Ref Val	%REC	LowLimit	HighLimit	%RPD	RPD Limit	Qual
T/R Hydrocarbons: C6-C35		252	20.0	250.0	0	101	75	125			
Surr: Isopropylbenzene		25.0		25.00		100	70	130			
Surr: Octacosane		24.3		25.00		97.3	70	130			

Sample ID:	LCSD-43510	Batch ID:	43510		TestNo:		TX1005		Units:		mg/Kg
SampType:	LCSD	Run ID:	GC12_101020C		Analysis Date:		10/20/10 05:28 PM		Prep Date:		10/20/10
Analyte		Result	RL	SPK value	Ref Val	%REC	LowLimit	HighLimit	%RPD	RPD Limit	Qual
T/R Hydrocarbons: C6-C35		245	20.0	250.0	0	98.2	75	125	2.82	50	
Surr: Isopropylbenzene		24.0		25.00		96.0	70	130	0	0	
Surr: Octacosane		24.1		25.00		96.3	70	130	0	0	

Sample ID:	MB-43510	Batch ID:	43510		TestNo:		TX1005		Units:		mg/Kg
SampType:	MBLK	Run ID:	GC12_101020C		Analysis Date:		10/20/10 05:37 PM		Prep Date:		10/20/10
Analyte		Result	RL	SPK value	Ref Val	%REC	LowLimit	HighLimit	%RPD	RPD Limit	Qual
T/R Hydrocarbons: C6-C12		<7.00	20.0								
T/R Hydrocarbons: >C12-C28		<7.00	20.0								
T/R Hydrocarbons: >C28-C35		<7.00	20.0								
T/R Hydrocarbons: C6-C35		<7.00	20.0								
Surr: Isopropylbenzene		24.9		25.00		99.5	70	130			
Surr: Octacosane		25.3		25.00		101	70	130			

Sample ID:	1010145-15BMS	Batch ID:	43510		TestNo:		TX1005		Units:		mg/Kg-dry
SampType:	MS	Run ID:	GC12_101020C		Analysis Date:		10/20/10 07:33 PM		Prep Date:		10/20/10
Analyte		Result	RL	SPK value	Ref Val	%REC	LowLimit	HighLimit	%RPD	RPD Limit	Qual
T/R Hydrocarbons: C6-C35		268	19.9	248.8	0	108	75	125			
Surr: Isopropylbenzene		23.9		24.88		95.9	70	130			
Surr: Octacosane		24.1		24.88		97.0	70	130			

Sample ID:	1010145-15BMSD	Batch ID:	43510		TestNo:		TX1005		Units:		mg/Kg-dry
SampType:	MSD	Run ID:	GC12_101020C		Analysis Date:		10/20/10 07:42 PM		Prep Date:		10/20/10
Analyte		Result	RL	SPK value	Ref Val	%REC	LowLimit	HighLimit	%RPD	RPD Limit	Qual
T/R Hydrocarbons: C6-C35		254	20.6	258.0	0	98.4	75	125	5.56	50	
Surr: Isopropylbenzene		22.9		25.80		88.8	70	130	0	0	
Surr: Octacosane		23.8		25.80		92.2	70	130	0	0	

Qualifiers:

B	Analyte detected in the associated Method Blank	R	RPD outside accepted control limits
DF	Dilution Factor	RL	Reporting Limit
J	Analyte detected between MDL and RL	S	Spike Recovery outside control limits
MDL	Method Detection Limit	J	Analyte detected between SDL and RL
ND	Not Detected at the Method Detection Limit	N	Parameter not NELAC certified

CLIENT: Geo Strata Environmental Consultants
Work Order: 1010145
Project: Hillcrest CEI

ANALYTICAL QC SUMMARY REPORT

RunID: GC12_101020C

Sample ID:	ICV-101020	Batch ID:	R51888		TestNo:		TX1005		Units:		mg/Kg
SampType:	ICV	Run ID:	GC12_101020C		Analysis Date:		10/20/10 08:46 AM		Prep Date:		
Analyte		Result	RL	SPK value	Ref Val	%REC	LowLimit	HighLimit	%RPD	RPD Limit	Qual
T/R Hydrocarbons: C6-C35		970	20.0	1000	0	97.0	75	125			
Surr: Isopropylbenzene		50.1		50.00		100	70	130			
Surr: Octacosane		51.4		50.00		103	70	130			

Sample ID:	CCV6-101020	Batch ID:	R51888		TestNo:		TX1005		Units:		mg/Kg
SampType:	CCV	Run ID:	GC12_101020C		Analysis Date:		10/20/10 05:10 PM		Prep Date:		
Analyte		Result	RL	SPK value	Ref Val	%REC	LowLimit	HighLimit	%RPD	RPD Limit	Qual
T/R Hydrocarbons: C6-C35		508	20.0	500.0	0	102	75	125			
Surr: Isopropylbenzene		25.9		25.00		103	70	130			
Surr: Octacosane		25.0		25.00		99.9	70	130			

Sample ID:	CCV7-101020	Batch ID:	R51888		TestNo:		TX1005		Units:		mg/Kg
SampType:	CCV	Run ID:	GC12_101020C		Analysis Date:		10/20/10 06:49 PM		Prep Date:		
Analyte		Result	RL	SPK value	Ref Val	%REC	LowLimit	HighLimit	%RPD	RPD Limit	Qual
T/R Hydrocarbons: C6-C35		566	20.0	500.0	0	113	75	125			
Surr: Isopropylbenzene		28.4		25.00		114	70	130			
Surr: Octacosane		24.9		25.00		99.6	70	130			

Sample ID:	CCV8-101020	Batch ID:	R51888		TestNo:		TX1005		Units:		mg/Kg
SampType:	CCV	Run ID:	GC12_101020C		Analysis Date:		10/20/10 07:51 PM		Prep Date:		
Analyte		Result	RL	SPK value	Ref Val	%REC	LowLimit	HighLimit	%RPD	RPD Limit	Qual
T/R Hydrocarbons: C6-C35		458	20.0	500.0	0	91.5	75	125			
Surr: Isopropylbenzene		23.3		25.00		93.1	70	130			
Surr: Octacosane		23.8		25.00		95.1	70	130			

Sample ID:	ICV-101021	Batch ID:	R51888		TestNo:		TX1005		Units:		mg/Kg
SampType:	ICV	Run ID:	GC12_101020C		Analysis Date:		10/21/10 09:09 AM		Prep Date:		
Analyte		Result	RL	SPK value	Ref Val	%REC	LowLimit	HighLimit	%RPD	RPD Limit	Qual
T/R Hydrocarbons: C6-C35		1040	20.0	1000	0	104	75	125			
Surr: Isopropylbenzene		53.6		50.00		107	70	130			
Surr: Octacosane		50.8		50.00		102	70	130			

Sample ID:	CCV1-101021	Batch ID:	R51888		TestNo:		TX1005		Units:		mg/Kg
SampType:	CCV	Run ID:	GC12_101020C		Analysis Date:		10/21/10 09:38 AM		Prep Date:		
Analyte		Result	RL	SPK value	Ref Val	%REC	LowLimit	HighLimit	%RPD	RPD Limit	Qual
T/R Hydrocarbons: C6-C35		506	20.0	500.0	0	101	75	125			
Surr: Isopropylbenzene		25.4		25.00		102	70	130			
Surr: Octacosane		25.3		25.00		101	70	130			

Qualifiers:

B	Analyte detected in the associated Method Blank	R	RPD outside accepted control limits
DF	Dilution Factor	RL	Reporting Limit
J	Analyte detected between MDL and RL	S	Spike Recovery outside control limits
MDL	Method Detection Limit	J	Analyte detected between SDL and RL
ND	Not Detected at the Method Detection Limit	N	Parameter not NELAC certified

CLIENT: Geo Strata Environmental Consultants
Work Order: 1010145
Project: Hillcrest CEI

ANALYTICAL QC SUMMARY REPORT

RunID: GC12_101022A

Sample ID:	LCS-43535	Batch ID:	43535		TestNo:		TX1005		Units:		mg/L
SampType:	LCS	Run ID:	GC12_101022A		Analysis Date:		10/22/10 09:02 AM		Prep Date:		10/21/10
Analyte		Result	RL	SPK value	Ref Val	%REC	LowLimit	HighLimit	%RPD	RPD Limit	Qual
T/R Hydrocarbons: C6-C35		23.6	2.00	25.00	0	94.2	75	125			
Surr: Isopropylbenzene		2.47		2.500		98.9	70	130			
Surr: Octacosane		2.49		2.500		99.5	70	130			

Sample ID:	LCSD-43535	Batch ID:	43535		TestNo:		TX1005		Units:		mg/L
SampType:	LCSD	Run ID:	GC12_101022A		Analysis Date:		10/22/10 09:11 AM		Prep Date:		10/21/10
Analyte		Result	RL	SPK value	Ref Val	%REC	LowLimit	HighLimit	%RPD	RPD Limit	Qual
T/R Hydrocarbons: C6-C35		23.3	2.00	25.00	0	93.0	75	125	1.29	20	
Surr: Isopropylbenzene		2.43		2.500		97.4	70	130	0	0	
Surr: Octacosane		2.48		2.500		99.1	70	130	0	0	

Sample ID:	MB-43535	Batch ID:	43535		TestNo:		TX1005		Units:		mg/L
SampType:	MBLK	Run ID:	GC12_101022A		Analysis Date:		10/22/10 09:20 AM		Prep Date:		10/21/10
Analyte		Result	RL	SPK value	Ref Val	%REC	LowLimit	HighLimit	%RPD	RPD Limit	Qual
T/R Hydrocarbons: C6-C12		<0.700	2.00								
T/R Hydrocarbons: >C12-C28		<0.700	2.00								
T/R Hydrocarbons: >C28-C35		<0.700	2.00								
T/R Hydrocarbons: C6-C35		<0.700	2.00								
Surr: Isopropylbenzene		2.48		2.500		99.3	70	130			
Surr: Octacosane		2.53		2.500		101	70	130			

Sample ID:	1010155-03BMS	Batch ID:	43535		TestNo:		TX1005		Units:		mg/L
SampType:	MS	Run ID:	GC12_101022A		Analysis Date:		10/22/10 10:14 AM		Prep Date:		10/21/10
Analyte		Result	RL	SPK value	Ref Val	%REC	LowLimit	HighLimit	%RPD	RPD Limit	Qual
T/R Hydrocarbons: C6-C35		21.4	1.95	24.33	0	87.8	75	125			
Surr: Isopropylbenzene		2.36		2.433		97.1	70	130			
Surr: Octacosane		2.38		2.433		97.7	70	130			

Sample ID:	1010155-03BMSD	Batch ID:	43535		TestNo:		TX1005		Units:		mg/L
SampType:	MSD	Run ID:	GC12_101022A		Analysis Date:		10/22/10 10:23 AM		Prep Date:		10/21/10
Analyte		Result	RL	SPK value	Ref Val	%REC	LowLimit	HighLimit	%RPD	RPD Limit	Qual
T/R Hydrocarbons: C6-C35		22.0	1.96	24.46	0	90.1	75	125	3.02	20	
Surr: Isopropylbenzene		2.46		2.446		101	70	130	0	0	
Surr: Octacosane		2.41		2.446		98.7	70	130	0	0	

Qualifiers:

B	Analyte detected in the associated Method Blank	R	RPD outside accepted control limits
DF	Dilution Factor	RL	Reporting Limit
J	Analyte detected between MDL and RL	S	Spike Recovery outside control limits
MDL	Method Detection Limit	J	Analyte detected between SDL and RL
ND	Not Detected at the Method Detection Limit	N	Parameter not NELAC certified

CLIENT: Geo Strata Environmental Consultants
Work Order: 1010145
Project: Hillcrest CEI

ANALYTICAL QC SUMMARY REPORT

RunID: GC12_101022A

Sample ID:	ICV-101022	Batch ID:	R51919	TestNo:	TX1005			Units:	mg/L
SampType:	ICV	Run ID:	GC12_101022A	Analysis Date:	10/22/10 08:54 AM			Prep Date:	

Analyte	Result	RL	SPK value	Ref Val	%REC	LowLimit	HighLimit	%RPD	RPD Limit	Qual
T/R Hydrocarbons: C6-C35	1030	2.00	1000	0	103	75	125			
Surr: Isopropylbenzene	52.6		50.00		105	70	130			
Surr: Octacosane	50.3		50.00		101	70	130			

Sample ID:	CCV1-101022	Batch ID:	R51919	TestNo:	TX1005			Units:	mg/L
SampType:	CCV	Run ID:	GC12_101022A	Analysis Date:	10/22/10 10:32 AM			Prep Date:	

Analyte	Result	RL	SPK value	Ref Val	%REC	LowLimit	HighLimit	%RPD	RPD Limit	Qual
T/R Hydrocarbons: C6-C35	499	2.00	500.0	0	99.9	75	125			
Surr: Isopropylbenzene	26.2		25.00		105	70	130			
Surr: Octacosane	24.6		25.00		98.3	70	130			

Qualifiers:

B	Analyte detected in the associated Method Blank	R	RPD outside accepted control limits
DF	Dilution Factor	RL	Reporting Limit
J	Analyte detected between MDL and RL	S	Spike Recovery outside control limits
MDL	Method Detection Limit	J	Analyte detected between SDL and RL
ND	Not Detected at the Method Detection Limit	N	Parameter not NELAC certified

CLIENT: Geo Strata Environmental Consultants
Work Order: 1010145
Project: Hillcrest CEI

ANALYTICAL QC SUMMARY REPORT

RunID: GCMS6_101025A

Sample ID:	LCS-43558	Batch ID:	43558	TestNo:	SW8270C	Units:	mg/L
SampType:	LCS	Run ID:	GCMS6_101025A	Analysis Date:	10/25/10 11:01 AM	Prep Date:	10/25/10

Analyte	Result	RL	SPK value	Ref Val	%REC	LowLimit	HighLimit	%RPD	RPD Limit	Qual
Acenaphthene	0.00208	0.0000500	0.00400	0	51.9	50	110			
Acenaphthylene	0.00226	0.0000500	0.00400	0	56.6	55	110			
Anthracene	0.00222	0.0000500	0.00400	0	55.5	44	110			
Benzo[a]anthracene	0.00262	0.0000500	0.00400	0	65.6	48	115			
Benzo[a]pyrene	0.00256	0.0000500	0.00400	0	63.9	53	112			
Benzo[b]fluoranthene	0.00267	0.0000500	0.00400	0	66.9	52	117			
Benzo[g,h,i]perylene	0.00270	0.0000500	0.00400	0	67.6	60	114			
Benzo[k]fluoranthene	0.00259	0.0000500	0.00400	0	64.8	53	124			
Chrysene	0.00259	0.0000500	0.00400	0	64.8	54	122			
Dibenz[a,h]anthracene	0.00269	0.0000100	0.00400	0	67.2	51	120			
Fluoranthene	0.00252	0.0000500	0.00400	0	62.9	40	126			
Fluorene	0.00230	0.0000500	0.00400	0	57.5	54	110			
Indeno[1,2,3-cd]pyrene	0.00272	0.0000500	0.00400	0	67.9	57	116			
Naphthalene	0.00204	0.0000500	0.00400	0	50.9	44	110			
Phenanthrene	0.00221	0.0000500	0.00400	0	55.2	51	114			
Pyrene	0.00260	0.0000500	0.00400	0	65.1	53	120			
Surr: 2-Fluorobiphenyl	3.82		8.000		47.7	40	140			
Surr: 4-Terphenyl-d14	4.56		8.000		57.1	40	140			

Sample ID:	1010173-25CMS	Batch ID:	43558	TestNo:	SW8270C	Units:	mg/L
SampType:	MS	Run ID:	GCMS6_101025A	Analysis Date:	10/25/10 11:32 AM	Prep Date:	10/25/10

Analyte	Result	RL	SPK value	Ref Val	%REC	LowLimit	HighLimit	%RPD	RPD Limit	Qual
Acenaphthene	0.00302	0.0000500	0.00400	0	75.5	50	110			
Acenaphthylene	0.00332	0.0000500	0.00400	0	82.9	55	110			
Anthracene	0.00325	0.0000500	0.00400	0	81.2	44	110			
Benzo[a]anthracene	0.00380	0.0000500	0.00400	0	95.1	48	115			
Benzo[a]pyrene	0.00381	0.0000500	0.00400	0	95.1	53	112			
Benzo[b]fluoranthene	0.00396	0.0000500	0.00400	0	99.0	52	117			
Benzo[g,h,i]perylene	0.00417	0.0000500	0.00400	0	104	60	114			
Benzo[k]fluoranthene	0.00378	0.0000500	0.00400	0	94.4	53	124			
Chrysene	0.00366	0.0000500	0.00400	0	91.5	54	122			
Dibenz[a,h]anthracene	0.00409	0.0000100	0.00400	0	102	51	120			
Fluoranthene	0.00361	0.0000500	0.00400	0	90.3	40	126			
Fluorene	0.00339	0.0000500	0.00400	0	84.7	54	110			
Indeno[1,2,3-cd]pyrene	0.00408	0.0000500	0.00400	0	102	57	116			
Naphthalene	0.00280	0.0000500	0.00400	0	70.1	44	110			
Phenanthrene	0.00320	0.0000500	0.00400	0	79.9	51	114			
Pyrene	0.00381	0.0000500	0.00400	0	95.2	53	120			
Surr: 2-Fluorobiphenyl	4.72		8.000		59.0	40	140			
Surr: 4-Terphenyl-d14	5.36		8.000		67.0	40	140			

Sample ID:	1010173-25CMSD	Batch ID:	43558	TestNo:	SW8270C	Units:	mg/L
SampType:	MSD	Run ID:	GCMS6_101025A	Analysis Date:	10/25/10 12:02 PM	Prep Date:	10/25/10

Qualifiers:

B	Analyte detected in the associated Method Blank	R	RPD outside accepted control limits
DF	Dilution Factor	RL	Reporting Limit
J	Analyte detected between MDL and RL	S	Spike Recovery outside control limits
MDL	Method Detection Limit	J	Analyte detected between SDL and RL
ND	Not Detected at the Method Detection Limit	N	Parameter not NELAC certified

CLIENT: Geo Strata Environmental Consultants
Work Order: 1010145
Project: Hillcrest CEI

ANALYTICAL QC SUMMARY REPORT

RunID: GCMS6_101025A

Analyte	Result	RL	SPK value	Ref Val	%REC	LowLimit	HighLimit	%RPD	RPD Limit	Qual
Acenaphthene	0.00312	0.0000500	0.00400	0	78.1	50	110	3.40	30	
Acenaphthylene	0.00349	0.0000500	0.00400	0	87.2	55	110	4.96	30	
Anthracene	0.00318	0.0000500	0.00400	0	79.5	44	110	2.07	30	
Benzo[a]anthracene	0.00383	0.0000500	0.00400	0	95.8	48	115	0.757	30	
Benzo[a]pyrene	0.00384	0.0000500	0.00400	0	96.0	53	112	0.933	30	
Benzo[b]fluoranthene	0.00394	0.0000500	0.00400	0	98.4	52	117	0.605	30	
Benzo[g,h,i]perylene	0.00410	0.0000500	0.00400	0	103	60	114	1.54	30	
Benzo[k]fluoranthene	0.00380	0.0000500	0.00400	0	95.0	53	124	0.631	30	
Chrysene	0.00375	0.0000500	0.00400	0	93.8	54	122	2.49	30	
Dibenz[a,h]anthracene	0.00398	0.0000100	0.00400	0	99.4	51	120	2.81	30	
Fluoranthene	0.00355	0.0000500	0.00400	0	88.7	40	126	1.78	30	
Fluorene	0.00342	0.0000500	0.00400	0	85.5	54	110	1.01	30	
Indeno[1,2,3-cd]pyrene	0.00398	0.0000500	0.00400	0	99.5	57	116	2.56	30	
Naphthalene	0.00318	0.0000500	0.00400	0	79.5	44	110	12.6	30	
Phenanthrene	0.00315	0.0000500	0.00400	0	78.7	51	114	1.54	30	
Pyrene	0.00383	0.0000500	0.00400	0	95.7	53	120	0.443	30	
Surr: 2-Fluorobiphenyl	4.49		8.000		56.1	40	140	0	0	
Surr: 4-Terphenyl-d14	5.07		8.000		63.4	40	140	0	0	

Sample ID:	MB-43558	Batch ID:	43558	TestNo:	SW8270C	Units:	mg/L
SampType:	MBLK	Run ID:	GCMS6_101025A	Analysis Date:	10/25/10 01:04 PM	Prep Date:	10/25/10

Analyte	Result	RL	SPK value	Ref Val	%REC	LowLimit	HighLimit	%RPD	RPD Limit	Qual
Acenaphthene	<0.0000250	0.0000500								
Acenaphthylene	<0.0000250	0.0000500								
Anthracene	<0.0000250	0.0000500								
Benzo[a]anthracene	<0.0000250	0.0000500								
Benzo[a]pyrene	<0.0000250	0.0000500								
Benzo[b]fluoranthene	<0.0000250	0.0000500								
Benzo[g,h,i]perylene	<0.0000250	0.0000500								
Benzo[k]fluoranthene	<0.0000250	0.0000500								
Chrysene	<0.0000250	0.0000500								
Dibenz[a,h]anthracene	<0.00000500	0.0000100								
Fluoranthene	<0.0000250	0.0000500								
Fluorene	<0.0000250	0.0000500								
Indeno[1,2,3-cd]pyrene	<0.0000250	0.0000500								
Naphthalene	<0.0000250	0.0000500								
Phenanthrene	<0.0000250	0.0000500								
Pyrene	<0.0000250	0.0000500								
Surr: 2-Fluorobiphenyl	4.65		8.000		58.1	40	140			
Surr: 4-Terphenyl-d14	5.35		8.000		66.9	40	140			

Qualifiers:

B	Analyte detected in the associated Method Blank	R	RPD outside accepted control limits
DF	Dilution Factor	RL	Reporting Limit
J	Analyte detected between MDL and RL	S	Spike Recovery outside control limits
MDL	Method Detection Limit	J	Analyte detected between SDL and RL
ND	Not Detected at the Method Detection Limit	N	Parameter not NELAC certified

CLIENT: Geo Strata Environmental Consultants
Work Order: 1010145
Project: Hillcrest CEI

ANALYTICAL QC SUMMARY REPORT

RunID: GCMS6_101025A

Sample ID:	ICV-101025	Batch ID:	R51958		TestNo:		SW8270C		Units:		mg/L
SampType:	ICV	Run ID:	GCMS6_101025A		Analysis Date:		10/25/10 10:30 AM		Prep Date:		
Analyte		Result	RL	SPK value	Ref Val	%REC	LowLimit	HighLimit	%RPD	RPD Limit	Qual
Acenaphthene		1.89	0.0000500	2.00	0	94.3	80	120			
Acenaphthylene		2.06	0.0000500	2.00	0	103	80	120			
Anthracene		1.81	0.0000500	2.00	0	90.7	80	120			
Benzo[a]anthracene		2.02	0.0000500	2.00	0	101	80	120			
Benzo[a]pyrene		1.95	0.0000500	2.00	0	97.3	80	120			
Benzo[b]fluoranthene		2.03	0.0000500	2.00	0	102	80	120			
Benzo[g,h,i]perylene		2.06	0.0000500	2.00	0	103	80	120			
Benzo[k]fluoranthene		1.94	0.0000500	2.00	0	96.9	80	120			
Chrysene		1.93	0.0000500	2.00	0	96.7	80	120			
Dibenz[a,h]anthracene		2.06	0.0000100	2.00	0	103	80	120			
Fluoranthene		2.12	0.0000500	2.00	0	106	80	120			
Fluorene		1.96	0.0000500	2.00	0	98.1	80	120			
Indeno[1,2,3-cd]pyrene		2.09	0.0000500	2.00	0	104	80	120			
Naphthalene		1.94	0.0000500	2.00	0	96.9	80	120			
Phenanthrene		1.74	0.0000500	2.00	0	87.1	80	120			
Pyrene		2.27	0.0000500	2.00	0	114	80	120			
Surr: 2-Fluorobiphenyl		1750		2000		87.7	40	140			
Surr: 4-Terphenyl-d14		1810		2000		90.5	40	140			

Qualifiers:				
	B	Analyte detected in the associated Method Blank	R	RPD outside accepted control limits
	DF	Dilution Factor	RL	Reporting Limit
	J	Analyte detected between MDL and RL	S	Spike Recovery outside control limits
	MDL	Method Detection Limit	J	Analyte detected between SDL and RL
	ND	Not Detected at the Method Detection Limit	N	Parameter not NELAC certified

CLIENT: Geo Strata Environmental Consultants
Work Order: 1010145
Project: Hillcrest CEI

ANALYTICAL QC SUMMARY REPORT

RunID: GCMS6_101026A

Sample ID:	LCS-43585	Batch ID:	43585	TestNo:	SW8270C	Units:	mg/Kg
SampType:	LCS	Run ID:	GCMS6_101026A	Analysis Date:	10/26/10 04:41 PM	Prep Date:	10/26/10

Analyte	Result	RL	SPK value	Ref Val	%REC	LowLimit	HighLimit	%RPD	RPD Limit	Qual
Acenaphthene	0.777	0.0500	1.000	0	77.7	56	114			
Acenaphthylene	0.853	0.0500	1.000	0	85.3	56	116			
Anthracene	0.821	0.0500	1.000	0	82.1	40	113			
Benzo[a]anthracene	0.945	0.0500	1.000	0	94.5	52	108			
Benzo[a]pyrene	0.913	0.0500	1.000	0	91.3	48	115			
Benzo[b]fluoranthene	0.996	0.0500	1.000	0	99.6	43	115			
Benzo[g,h,i]perylene	1.02	0.0500	1.000	0	102	47	123			
Benzo[k]fluoranthene	0.885	0.0500	1.000	0	88.5	54	118			
Chrysene	0.948	0.0500	1.000	0	94.8	56	115			
Dibenz[a,h]anthracene	0.993	0.0500	1.000	0	99.3	43	120			
Fluoranthene	0.902	0.0500	1.000	0	90.2	41	108			
Fluorene	0.831	0.0500	1.000	0	83.1	47	128			
Indeno[1,2,3-cd]pyrene	0.994	0.0500	1.000	0	99.4	46	119			
Naphthalene	0.807	0.0500	1.000	0	80.7	55	113			
Phenanthrene	0.797	0.0500	1.000	0	79.7	55	114			
Pyrene	0.956	0.0500	1.000	0	95.6	42	125			
Surr: 2-Fluorobiphenyl	2.81		4.000		70.2	40	140			
Surr: 4-Terphenyl-d14	3.59		4.000		89.8	40	140			

Sample ID:	1010145-15CMS	Batch ID:	43585	TestNo:	SW8270C	Units:	mg/Kg-dry
SampType:	MS	Run ID:	GCMS6_101026A	Analysis Date:	10/26/10 05:18 PM	Prep Date:	10/26/10

Analyte	Result	RL	SPK value	Ref Val	%REC	LowLimit	HighLimit	%RPD	RPD Limit	Qual
Acenaphthene	0.895	0.0578	1.156	0	77.4	56	114			
Acenaphthylene	0.970	0.0578	1.156	0	83.9	56	116			
Anthracene	0.925	0.0578	1.156	0	80.0	40	113			
Benzo[a]anthracene	1.07	0.0578	1.156	0	92.2	52	108			
Benzo[a]pyrene	1.01	0.0578	1.156	0	87.3	48	115			
Benzo[b]fluoranthene	1.08	0.0578	1.156	0	93.1	43	115			
Benzo[g,h,i]perylene	1.08	0.0578	1.156	0	93.8	47	123			
Benzo[k]fluoranthene	0.934	0.0578	1.156	0	80.8	54	118			
Chrysene	1.03	0.0578	1.156	0	89.2	56	115			
Dibenz[a,h]anthracene	1.09	0.0578	1.156	0	94.0	43	120			
Fluoranthene	1.01	0.0578	1.156	0	87.2	41	108			
Fluorene	0.948	0.0578	1.156	0	82.0	47	128			
Indeno[1,2,3-cd]pyrene	1.08	0.0578	1.156	0	93.4	46	119			
Naphthalene	0.913	0.0578	1.156	0	78.9	55	113			
Phenanthrene	0.896	0.0578	1.156	0	77.5	55	114			
Pyrene	1.09	0.0578	1.156	0	94.4	42	125			
Surr: 2-Fluorobiphenyl	3.02		4.626		65.3	40	140			
Surr: 4-Terphenyl-d14	3.66		4.626		79.1	40	140			

Sample ID:	1010145-15CMSD	Batch ID:	43585	TestNo:	SW8270C	Units:	mg/Kg-dry
SampType:	MSD	Run ID:	GCMS6_101026A	Analysis Date:	10/26/10 05:49 PM	Prep Date:	10/26/10

Qualifiers:

B	Analyte detected in the associated Method Blank	R	RPD outside accepted control limits
DF	Dilution Factor	RL	Reporting Limit
J	Analyte detected between MDL and RL	S	Spike Recovery outside control limits
MDL	Method Detection Limit	J	Analyte detected between SDL and RL
ND	Not Detected at the Method Detection Limit	N	Parameter not NELAC certified

CLIENT: Geo Strata Environmental Consultants
Work Order: 1010145
Project: Hillcrest CEI

ANALYTICAL QC SUMMARY REPORT

RunID: GCMS6_101026A

Analyte	Result	RL	SPK value	Ref Val	%REC	LowLimit	HighLimit	%RPD	RPD Limit	Qual
Acenaphthene	0.884	0.0582	1.164	0	75.9	56	114	1.24	30	
Acenaphthylene	0.973	0.0582	1.164	0	83.6	56	116	0.290	30	
Anthracene	0.930	0.0582	1.164	0	79.8	40	113	0.491	30	
Benzo[a]anthracene	1.09	0.0582	1.164	0	93.9	52	108	2.47	30	
Benzo[a]pyrene	1.02	0.0582	1.164	0	87.4	48	115	0.755	30	
Benzo[b]fluoranthene	1.08	0.0582	1.164	0	92.5	43	115	0.070	30	
Benzo[g,h,i]perylene	1.10	0.0582	1.164	0	94.5	47	123	1.49	30	
Benzo[k]fluoranthene	1.02	0.0582	1.164	0	87.6	54	118	8.79	30	
Chrysene	1.05	0.0582	1.164	0	90.5	56	115	2.18	30	
Dibenz[a,h]anthracene	1.09	0.0582	1.164	0	93.6	43	120	0.213	30	
Fluoranthene	1.03	0.0582	1.164	0	88.1	41	108	1.67	30	
Fluorene	0.949	0.0582	1.164	0	81.5	47	128	0.122	30	
Indeno[1,2,3-cd]pyrene	1.11	0.0582	1.164	0	95.1	46	119	2.48	30	
Naphthalene	0.903	0.0582	1.164	0	77.6	55	113	1.08	30	
Phenanthrene	0.911	0.0582	1.164	0	78.2	55	114	1.57	30	
Pyrene	1.11	0.0582	1.164	0	95.0	42	125	1.23	30	
Surr: 2-Fluorobiphenyl	3.03		4.657		65.0	40	140	0	0	
Surr: 4-Terphenyl-d14	3.66		4.657		78.5	40	140	0	0	

Sample ID:	MB-43585	Batch ID:	43585	TestNo:	SW8270C	Units:	mg/Kg
SampType:	MBLK	Run ID:	GCMS6_101026A	Analysis Date:	10/27/10 10:11 AM	Prep Date:	10/26/10

Analyte	Result	RL	SPK value	Ref Val	%REC	LowLimit	HighLimit	%RPD	RPD Limit	Qual
Acenaphthene	<0.0200	0.0500								
Acenaphthylene	<0.0100	0.0500								
Anthracene	<0.0100	0.0500								
Benzo[a]anthracene	<0.0200	0.0500								
Benzo[a]pyrene	<0.0300	0.0500								
Benzo[b]fluoranthene	<0.0200	0.0500								
Benzo[g,h,i]perylene	<0.0200	0.0500								
Benzo[k]fluoranthene	<0.0300	0.0500								
Chrysene	<0.0200	0.0500								
Dibenz[a,h]anthracene	<0.0200	0.0500								
Fluoranthene	<0.0100	0.0500								
Fluorene	<0.0100	0.0500								
Indeno[1,2,3-cd]pyrene	<0.0100	0.0500								
Naphthalene	<0.0100	0.0500								
Phenanthrene	<0.0100	0.0500								
Pyrene	<0.0200	0.0500								
Surr: 2-Fluorobiphenyl	2.70		4.000		67.6	40	140			
Surr: 4-Terphenyl-d14	3.48		4.000		87.0	40	140			

Qualifiers:				
	B	Analyte detected in the associated Method Blank	R	RPD outside accepted control limits
	DF	Dilution Factor	RL	Reporting Limit
	J	Analyte detected between MDL and RL	S	Spike Recovery outside control limits
	MDL	Method Detection Limit	J	Analyte detected between SDL and RL
	ND	Not Detected at the Method Detection Limit	N	Parameter not NELAC certified

CLIENT: Geo Strata Environmental Consultants
Work Order: 1010145
Project: Hillcrest CEI

ANALYTICAL QC SUMMARY REPORT

RunID: GCMS6_101026A

Sample ID:	ICV-101026	Batch ID:	R51995	TestNo:	SW8270C	Units:	mg/Kg
SampType:	ICV	Run ID:	GCMS6_101026A	Analysis Date:	10/26/10 04:06 PM	Prep Date:	

Analyte	Result	RL	SPK value	Ref Val	%REC	LowLimit	HighLimit	%RPD	RPD Limit	Qual
Acenaphthene	1.92	0.0500	2.000	0	96.0	80	120			
Acenaphthylene	2.10	0.0500	2.000	0	105	80	120			
Anthracene	1.92	0.0500	2.000	0	95.9	80	120			
Benzo[a]anthracene	2.02	0.0500	2.000	0	101	80	120			
Benzo[a]pyrene	2.01	0.0500	2.000	0	100	80	120			
Benzo[b]fluoranthene	2.08	0.0500	2.000	0	104	80	120			
Benzo[g,h,i]perylene	2.15	0.0500	2.000	0	107	80	120			
Benzo[k]fluoranthene	1.93	0.0500	2.000	0	96.3	80	120			
Chrysene	1.95	0.0500	2.000	0	97.5	80	120			
Dibenz[a,h]anthracene	2.13	0.0500	2.000	0	106	80	120			
Fluoranthene	2.07	0.0500	2.000	0	104	80	120			
Fluorene	1.99	0.0500	2.000	0	99.3	80	120			
Indeno[1,2,3-cd]pyrene	2.10	0.0500	2.000	0	105	80	120			
Naphthalene	1.91	0.0500	2.000	0	95.6	80	120			
Phenanthrene	1.84	0.0500	2.000	0	91.9	80	120			
Pyrene	2.08	0.0500	2.000	0	104	80	120			
Surr: 2-Fluorobiphenyl	1.78		2.000		89.1	40	140			
Surr: 4-Terphenyl-d14	1.92		2.000		95.9	40	140			

Sample ID:	ICV-101027	Batch ID:	R51995	TestNo:	SW8270C	Units:	mg/Kg
SampType:	ICV	Run ID:	GCMS6_101026A	Analysis Date:	10/27/10 09:27 AM	Prep Date:	

Analyte	Result	RL	SPK value	Ref Val	%REC	LowLimit	HighLimit	%RPD	RPD Limit	Qual
Acenaphthene	1.90	0.0500	2.000	0	95.2	80	120			
Acenaphthylene	2.06	0.0500	2.000	0	103	80	120			
Anthracene	1.84	0.0500	2.000	0	92.2	80	120			
Benzo[a]anthracene	2.02	0.0500	2.000	0	101	80	120			
Benzo[a]pyrene	1.99	0.0500	2.000	0	99.7	80	120			
Benzo[b]fluoranthene	2.04	0.0500	2.000	0	102	80	120			
Benzo[g,h,i]perylene	2.10	0.0500	2.000	0	105	80	120			
Benzo[k]fluoranthene	1.93	0.0500	2.000	0	96.4	80	120			
Chrysene	1.96	0.0500	2.000	0	97.8	80	120			
Dibenz[a,h]anthracene	2.11	0.0500	2.000	0	105	80	120			
Fluoranthene	2.00	0.0500	2.000	0	99.9	80	120			
Fluorene	1.97	0.0500	2.000	0	98.5	80	120			
Indeno[1,2,3-cd]pyrene	2.12	0.0500	2.000	0	106	80	120			
Naphthalene	1.92	0.0500	2.000	0	95.9	80	120			
Phenanthrene	1.76	0.0500	2.000	0	88.2	80	120			
Pyrene	2.08	0.0500	2.000	0	104	80	120			
Surr: 2-Fluorobiphenyl	1.78		2.000		89.0	40	140			
Surr: 4-Terphenyl-d14	1.83		2.000		91.5	40	140			

Qualifiers:

B	Analyte detected in the associated Method Blank	R	RPD outside accepted control limits
DF	Dilution Factor	RL	Reporting Limit
J	Analyte detected between MDL and RL	S	Spike Recovery outside control limits
MDL	Method Detection Limit	J	Analyte detected between SDL and RL
ND	Not Detected at the Method Detection Limit	N	Parameter not NELAC certified

CLIENT: Geo Strata Environmental Consultants
Work Order: 1010145
Project: Hillcrest CEI

ANALYTICAL QC SUMMARY REPORT

RunID: GCMS2_101021A

Sample ID:	LCS-43522	Batch ID:	43522		TestNo:		SW8260B		Units:		mg/Kg
SampType:	LCS	Run ID:	GCMS2_101021A		Analysis Date:		10/21/10 10:57 AM		Prep Date:		10/21/10
Analyte		Result	RL	SPK value	Ref Val	%REC	LowLimit	HighLimit	%RPD	RPD Limit	Qual
1,1,1-Trichloroethane		0.0233	0.00500	0.0232	0	101	68	130			
1,1,2,2-Tetrachloroethane		0.0242	0.00500	0.0232	0	104	59	140			
1,1,2-Trichloroethane		0.0229	0.00500	0.0232	0	98.6	62	127			
1,1,2-Trichlorotrifluoroethane		0.0236	0.0150	0.0232	0	102	57	135			
1,1-Dichloroethane		0.0239	0.00500	0.0232	0	103	73	125			
1,1-Dichloroethene		0.0230	0.00500	0.0232	0	99.0	65	136			
1,2,4-Trichlorobenzene		0.0244	0.00500	0.0232	0	105	65	131			
1,2-Dibromo-3-chloropropane		0.0239	0.00500	0.0232	0	103	49	135			
1,2-Dibromoethane		0.0235	0.00500	0.0232	0	101	70	124			
1,2-Dichlorobenzene		0.0234	0.00500	0.0232	0	101	74	120			
1,2-Dichloroethane		0.0246	0.00500	0.0232	0	106	72	137			
1,2-Dichloropropane		0.0231	0.00500	0.0232	0	99.5	71	120			
1,3-Dichlorobenzene		0.0236	0.00500	0.0232	0	102	72	124			
1,4-Dichlorobenzene		0.0237	0.00500	0.0232	0	102	72	125			
2-Butanone		0.0629	0.0150	0.0580	0	108	60	135			
2-Hexanone		0.0634	0.0150	0.0580	0	109	50	150			
4-Methyl-2-pentanone		0.0612	0.0150	0.0580	0	106	60	135			
Acetone		0.0846	0.0500	0.0580	0	146	40	141			S
Benzene		0.0227	0.00500	0.0232	0	98.0	73	126			
Bromodichloromethane		0.0233	0.00500	0.0232	0	100	72	128			
Bromoform		0.0227	0.00500	0.0232	0	97.9	66	137			
Bromomethane		0.0258	0.00500	0.0232	0	111	45	141			
Carbon disulfide		0.0225	0.00500	0.0232	0	97.1	50	150			
Carbon tetrachloride		0.0232	0.00500	0.0232	0	99.8	67	133			
Chlorobenzene		0.0235	0.00500	0.0232	0	101	75	123			
Chloroethane		0.0276	0.00500	0.0232	0	119	41	141			
Chloroform		0.0237	0.00500	0.0232	0	102	72	124			
Chloromethane		0.0250	0.00500	0.0232	0	108	51	129			
cis-1,2-Dichloroethene		0.0226	0.00500	0.0232	0	97.5	67	125			
cis-1,3-Dichloropropene		0.0229	0.00500	0.0232	0	98.7	72	126			
Cyclohexane		0.0236	0.0150	0.0232	0	102	40	158			N
Dibromochloromethane		0.0229	0.00500	0.0232	0	98.5	66	130			
Dichlorodifluoromethane		0.0272	0.00500	0.0232	0	117	34	136			
Ethylbenzene		0.0241	0.00500	0.0232	0	104	74	127			
Isopropylbenzene		0.0244	0.00500	0.0232	0	105	77	129			
m,p-Xylene		0.0478	0.00500	0.0464	0	103	79	126			
Methyl Acetate		0.0235	0.0150	0.0232	0	101	50	150			
Methyl tert-butyl ether		0.0246	0.00500	0.0232	0	106	50	135			
Methylcyclohexane		0.0243	0.0150	0.0232	0	105	50	150			
Methylene chloride		0.0239	0.00500	0.0232	0	103	63	137			
o-Xylene		0.0240	0.00500	0.0232	0	103	77	125			
Styrene		0.0241	0.00500	0.0232	0	104	74	128			
Tetrachloroethene		0.0235	0.00500	0.0232	0	101	67	139			
Toluene		0.0231	0.00500	0.0232	0	99.5	71	127			

Qualifiers:				
	B	Analyte detected in the associated Method Blank	R	RPD outside accepted control limits
	DF	Dilution Factor	RL	Reporting Limit
	J	Analyte detected between MDL and RL	S	Spike Recovery outside control limits
	MDL	Method Detection Limit	J	Analyte detected between SDL and RL
	ND	Not Detected at the Method Detection Limit	N	Parameter not NELAC certified

CLIENT: Geo Strata Environmental Consultants
Work Order: 1010145
Project: Hillcrest CEI

ANALYTICAL QC SUMMARY REPORT

RunID: GCMS2_101021A

trans-1,2-Dichloroethene	0.0233	0.00500	0.0232	0	101	66	134
trans-1,3-Dichloropropene	0.0237	0.00500	0.0232	0	102	65	127
Trichloroethene	0.0221	0.00500	0.0232	0	95.4	77	124
Trichlorofluoromethane	0.0266	0.0150	0.0232	0	115	49	139
Vinyl chloride	0.0248	0.00500	0.0232	0	107	58	126
Surr: 1,2-Dichloroethane-d4	54.1		50.00		108	52	149
Surr: 4-Bromofluorobenzene	51.1		50.00		102	84	118
Surr: Dibromofluoromethane	49.7		50.00		99.4	65	135
Surr: Toluene-d8	51.7		50.00		103	84	116

Sample ID:	MB-43522	Batch ID:	43522	TestNo:	SW8260B	Units:	mg/Kg
SampType:	MBLK	Run ID:	GCMS2_101021A	Analysis Date:	10/21/10 12:05 PM	Prep Date:	10/21/10

Analyte	Result	RL	SPK value	Ref Val	%REC	LowLimit	HighLimit	%RPD	RPD Limit	Qual
1,1,1-Trichloroethane	<0.00100	0.00500								
1,1,2,2-Tetrachloroethane	<0.00100	0.00500								
1,1,2-Trichloroethane	<0.00100	0.00500								
1,1,2-Trichlorotrifluoroethane	<0.00500	0.0150								
1,1-Dichloroethane	<0.00100	0.00500								
1,1-Dichloroethene	<0.00100	0.00500								
1,2,4-Trichlorobenzene	<0.00100	0.00500								
1,2-Dibromo-3-chloropropane	<0.00100	0.00500								
1,2-Dibromoethane	<0.00100	0.00500								
1,2-Dichlorobenzene	<0.00100	0.00500								
1,2-Dichloroethane	<0.00100	0.00500								
1,2-Dichloropropane	<0.00100	0.00500								
1,3-Dichlorobenzene	<0.00100	0.00500								
1,4-Dichlorobenzene	<0.00100	0.00500								
2-Butanone	<0.00500	0.0150								
2-Hexanone	<0.00500	0.0150								
4-Methyl-2-pentanone	<0.00500	0.0150								
Acetone	<0.0150	0.0500								
Benzene	<0.00100	0.00500								
Bromodichloromethane	<0.00100	0.00500								
Bromoform	<0.00100	0.00500								
Bromomethane	<0.00100	0.00500								
Carbon disulfide	<0.00100	0.00500								
Carbon tetrachloride	<0.00100	0.00500								
Chlorobenzene	<0.00100	0.00500								
Chloroethane	<0.00100	0.00500								
Chloroform	<0.00100	0.00500								
Chloromethane	<0.00100	0.00500								
cis-1,2-Dichloroethene	<0.00100	0.00500								
cis-1,3-Dichloropropene	<0.00100	0.00500								
Cyclohexane	<0.00500	0.0150								N
Dibromochloromethane	<0.00100	0.00500								
Dichlorodifluoromethane	<0.00100	0.00500								
Ethylbenzene	<0.00100	0.00500								

Qualifiers:				
	B	Analyte detected in the associated Method Blank	R	RPD outside accepted control limits
	DF	Dilution Factor	RL	Reporting Limit
	J	Analyte detected between MDL and RL	S	Spike Recovery outside control limits
	MDL	Method Detection Limit	J	Analyte detected between SDL and RL
	ND	Not Detected at the Method Detection Limit	N	Parameter not NELAC certified

CLIENT: Geo Strata Environmental Consultants
Work Order: 1010145
Project: Hillcrest CEI

ANALYTICAL QC SUMMARY REPORT

RunID: GCMS2_101021A

Isopropylbenzene	<0.00100	0.00500								
m,p-Xylene	<0.00100	0.00500								
Methyl Acetate	<0.00500	0.0150								
Methyl tert-butyl ether	<0.00100	0.00500								
Methylcyclohexane	<0.00500	0.0150								
Methylene chloride	<0.00500	0.00500								
o-Xylene	<0.00100	0.00500								
Styrene	<0.00100	0.00500								
Tetrachloroethene	<0.00100	0.00500								
Toluene	<0.00100	0.00500								
trans-1,2-Dichloroethene	<0.00100	0.00500								
trans-1,3-Dichloropropene	<0.00100	0.00500								
Trichloroethene	<0.00100	0.00500								
Trichlorofluoromethane	<0.00500	0.0150								
Vinyl chloride	<0.00100	0.00500								
Surr: 1,2-Dichloroethane-d4	49.7		50.00		99.3	52	149			
Surr: 4-Bromofluorobenzene	52.1		50.00		104	84	118			
Surr: Dibromofluoromethane	47.8		50.00		95.5	65	135			
Surr: Toluene-d8	53.6		50.00		107	84	116			

Sample ID:	1010145-15AMS	Batch ID:	43522	TestNo:		SW8260B		Units:		mg/Kg-dry
SampType:	MS	Run ID:	GCMS2_101021A	Analysis Date:		10/21/10 07:08 PM		Prep Date:		10/21/10
Analyte		Result	RL	SPK value	Ref Val	%REC	LowLimit	HighLimit	%RPD	RPD Limit	Qual
1,1,1-Trichloroethane		0.0284	0.00560	0.0260	0	109	68	130			
1,1,2,2-Tetrachloroethane		0.0210	0.00560	0.0260	0	80.9	59	140			
1,1,2-Trichloroethane		0.0225	0.00560	0.0260	0	86.4	62	127			
1,1,2-Trichlorotrifluoroethane		0.0254	0.0168	0.0260	0	97.8	57	135			
1,1-Dichloroethane		0.0267	0.00560	0.0260	0	103	73	125			
1,1-Dichloroethene		0.0237	0.00560	0.0260	0	91.0	65	136			
1,2,4-Trichlorobenzene		0.0240	0.00560	0.0260	0	92.5	65	131			
1,2-Dibromo-3-chloropropane		0.0208	0.00560	0.0260	0	80.2	49	135			
1,2-Dibromoethane		0.0226	0.00560	0.0260	0	87.0	70	124			
1,2-Dichlorobenzene		0.0244	0.00560	0.0260	0	93.8	74	120			
1,2-Dichloroethane		0.0276	0.00560	0.0260	0	106	72	137			
1,2-Dichloropropane		0.0249	0.00560	0.0260	0	95.7	71	120			
1,3-Dichlorobenzene		0.0251	0.00560	0.0260	0	96.4	72	124			
1,4-Dichlorobenzene		0.0253	0.00560	0.0260	0	97.3	72	125			
2-Butanone		0.0545	0.0168	0.0650	0	83.9	60	135			
2-Hexanone		0.0551	0.0168	0.0650	0	84.8	50	150			
4-Methyl-2-pentanone		0.0556	0.0168	0.0650	0	85.5	60	135			
Acetone		0.0713	0.0560	0.0650	0	110	40	141			
Benzene		0.0247	0.00560	0.0260	0	95.1	73	126			
Bromodichloromethane		0.0254	0.00560	0.0260	0	97.6	72	128			
Bromoform		0.0209	0.00560	0.0260	0	80.5	66	137			
Bromomethane		0.0335	0.00560	0.0260	0	129	45	141			
Carbon disulfide		0.0233	0.00560	0.0260	0	89.7	50	150			
Carbon tetrachloride		0.0269	0.00560	0.0260	0	103	67	133			

Qualifiers:

B	Analyte detected in the associated Method Blank	R	RPD outside accepted control limits
DF	Dilution Factor	RL	Reporting Limit
J	Analyte detected between MDL and RL	S	Spike Recovery outside control limits
MDL	Method Detection Limit	J	Analyte detected between SDL and RL
ND	Not Detected at the Method Detection Limit	N	Parameter not NELAC certified

CLIENT: Geo Strata Environmental Consultants
Work Order: 1010145
Project: Hillcrest CEI

ANALYTICAL QC SUMMARY REPORT

RunID: GCMS2_101021A

Chlorobenzene	0.0259	0.00560	0.0260	0	99.5	75	123	
Chloroethane	0.0356	0.00560	0.0260	0	137	41	141	
Chloroform	0.0261	0.00560	0.0260	0	101	72	124	
Chloromethane	0.0147	0.00560	0.0260	0	56.7	51	129	
cis-1,2-Dichloroethene	0.0243	0.00560	0.0260	0	93.5	67	125	
cis-1,3-Dichloropropene	0.0238	0.00560	0.0260	0	91.4	72	126	
Cyclohexane	0.0267	0.0168	0.0260	0	103	40	158	N
Dibromochloromethane	0.0226	0.00560	0.0260	0	86.9	66	130	
Dichlorodifluoromethane	0.0145	0.00560	0.0260	0	55.6	34	136	
Ethylbenzene	0.0263	0.00560	0.0260	0	101	74	127	
Isopropylbenzene	0.0272	0.00560	0.0260	0	105	77	129	
m,p-Xylene	0.0533	0.00560	0.0520	0	102	79	126	
Methyl Acetate	0.0218	0.0168	0.0260	0	84.0	50	150	
Methyl tert-butyl ether	0.0237	0.00560	0.0260	0	91.3	50	135	
Methylcyclohexane	0.0283	0.0168	0.0260	0	109	50	150	
Methylene chloride	0.0242	0.00560	0.0260	0	93.3	63	137	
o-Xylene	0.0263	0.00560	0.0260	0	101	77	125	
Styrene	0.0254	0.00560	0.0260	0	97.9	74	128	
Tetrachloroethene	0.0263	0.00560	0.0260	0	101	67	139	
Toluene	0.0265	0.00560	0.0260	0	102	71	127	
trans-1,2-Dichloroethene	0.0246	0.00560	0.0260	0	94.6	66	134	
trans-1,3-Dichloropropene	0.0245	0.00560	0.0260	0	94.3	65	127	
Trichloroethene	0.0269	0.00560	0.0260	0	103	77	124	
Trichlorofluoromethane	0.0373	0.0168	0.0260	0	144	49	139	S
Vinyl chloride	0.0154	0.00560	0.0260	0	59.2	58	126	
Surr: 1,2-Dichloroethane-d4	62.2		56.02		111	52	149	
Surr: 4-Bromofluorobenzene	57.3		56.02		102	84	118	
Surr: Dibromofluoromethane	54.6		56.02		97.5	65	135	
Surr: Toluene-d8	59.2		56.02		106	84	116	

Sample ID:	1010145-15AMSD	Batch ID:	43522	TestNo:	SW8260B	Units:	mg/Kg-dry
SampType:	MSD	Run ID:	GCMS2_101021A	Analysis Date:	10/21/10 07:42 PM	Prep Date:	10/21/10

Analyte	Result	RL	SPK value	Ref Val	%REC	LowLimit	HighLimit	%RPD	RPD Limit	Qual
1,1,1-Trichloroethane	0.0312	0.00626	0.0290	0	108	68	130	9.63	30	
1,1,2,2-Tetrachloroethane	0.0230	0.00626	0.0290	0	79.1	59	140	8.85	30	
1,1,2-Trichloroethane	0.0256	0.00626	0.0290	0	88.3	62	127	13.2	30	
1,1,2-Trichlorotrifluoroethane	0.0287	0.0188	0.0290	0	99.0	57	135	12.3	30	
1,1-Dichloroethane	0.0299	0.00626	0.0290	0	103	73	125	11.3	30	
1,1-Dichloroethene	0.0269	0.00626	0.0290	0	92.7	65	136	12.9	30	
1,2,4-Trichlorobenzene	0.0281	0.00626	0.0290	0	96.8	65	131	15.6	30	
1,2-Dibromo-3-chloropropane	0.0251	0.00626	0.0290	0	86.4	49	135	18.5	30	
1,2-Dibromoethane	0.0252	0.00626	0.0290	0	86.9	70	124	10.9	30	
1,2-Dichlorobenzene	0.0279	0.00626	0.0290	0	96.2	74	120	13.5	30	
1,2-Dichloroethane	0.0310	0.00626	0.0290	0	107	72	137	11.9	30	
1,2-Dichloropropane	0.0278	0.00626	0.0290	0	95.8	71	120	11.1	30	
1,3-Dichlorobenzene	0.0283	0.00626	0.0290	0	97.5	72	124	12.2	30	
1,4-Dichlorobenzene	0.0290	0.00626	0.0290	0	99.7	72	125	13.5	30	

Qualifiers:

B	Analyte detected in the associated Method Blank	R	RPD outside accepted control limits
DF	Dilution Factor	RL	Reporting Limit
J	Analyte detected between MDL and RL	S	Spike Recovery outside control limits
MDL	Method Detection Limit	J	Analyte detected between SDL and RL
ND	Not Detected at the Method Detection Limit	N	Parameter not NELAC certified

CLIENT: Geo Strata Environmental Consultants
Work Order: 1010145
Project: Hillcrest CEI

ANALYTICAL QC SUMMARY REPORT

RunID: GCMS2_101021A

2-Butanone	0.0639	0.0188	0.0726	0	88.0	60	135	15.8	30	
2-Hexanone	0.0632	0.0188	0.0726	0	87.1	50	150	13.8	30	
4-Methyl-2-pentanone	0.0636	0.0188	0.0726	0	87.6	60	135	13.5	30	
Acetone	0.0805	0.0626	0.0726	0	111	40	141	12.0	30	
Benzene	0.0276	0.00626	0.0290	0	95.0	73	126	10.9	30	
Bromodichloromethane	0.0284	0.00626	0.0290	0	97.8	72	128	11.3	30	
Bromoform	0.0242	0.00626	0.0290	0	83.5	66	137	14.7	30	
Bromomethane	0.0375	0.00626	0.0290	0	129	45	141	11.2	30	
Carbon disulfide	0.0264	0.00626	0.0290	0	90.9	50	150	12.4	30	
Carbon tetrachloride	0.0303	0.00626	0.0290	0	104	67	133	11.8	30	
Chlorobenzene	0.0289	0.00626	0.0290	0	99.6	75	123	11.2	30	
Chloroethane	0.0391	0.00626	0.0290	0	135	41	141	9.38	30	
Chloroform	0.0293	0.00626	0.0290	0	101	72	124	11.4	30	
Chloromethane	0.0182	0.00626	0.0290	0	62.7	51	129	21.0	30	
cis-1,2-Dichloroethene	0.0272	0.00626	0.0290	0	93.6	67	125	11.1	30	
cis-1,3-Dichloropropene	0.0272	0.00626	0.0290	0	93.8	72	126	13.7	30	
Cyclohexane	0.0297	0.0188	0.0290	0	102	40	158	10.5	30	N
Dibromochloromethane	0.0254	0.00626	0.0290	0	87.4	66	130	11.6	30	
Dichlorodifluoromethane	0.0189	0.00626	0.0290	0	65.0	34	136	26.5	30	
Ethylbenzene	0.0297	0.00626	0.0290	0	102	74	127	12.0	30	
Isopropylbenzene	0.0303	0.00626	0.0290	0	104	77	129	10.5	30	
m,p-Xylene	0.0596	0.00626	0.0581	0	103	79	126	11.2	30	
Methyl Acetate	0.0242	0.0188	0.0290	0	83.3	50	150	10.3	30	
Methyl tert-butyl ether	0.0268	0.00626	0.0290	0	92.4	50	135	12.3	30	
Methylcyclohexane	0.0315	0.0188	0.0290	0	108	50	150	10.6	30	
Methylene chloride	0.0277	0.00626	0.0290	0	95.3	63	137	13.2	30	
o-Xylene	0.0292	0.00626	0.0290	0	101	77	125	10.6	30	
Styrene	0.0287	0.00626	0.0290	0	98.8	74	128	12.0	30	
Tetrachloroethene	0.0295	0.00626	0.0290	0	102	67	139	11.7	30	
Toluene	0.0299	0.00626	0.0290	0	103	71	127	12.2	30	
trans-1,2-Dichloroethene	0.0277	0.00626	0.0290	0	95.4	66	134	11.9	30	
trans-1,3-Dichloropropene	0.0278	0.00626	0.0290	0	95.6	65	127	12.5	30	
Trichloroethene	0.0314	0.00626	0.0290	0	108	77	124	15.5	30	
Trichlorofluoromethane	0.0412	0.0188	0.0290	0	142	49	139	9.79	30	S
Vinyl chloride	0.0193	0.00626	0.0290	0	66.5	58	126	22.5	30	
Surr: 1,2-Dichloroethane-d4	69.0		62.57		110	52	149	0	0	
Surr: 4-Bromofluorobenzene	64.3		62.57		103	84	118	0	0	
Surr: Dibromofluoromethane	61.6		62.57		98.5	65	135	0	0	
Surr: Toluene-d8	64.8		62.57		104	84	116	0	0	

Qualifiers:

B	Analyte detected in the associated Method Blank	R	RPD outside accepted control limits
DF	Dilution Factor	RL	Reporting Limit
J	Analyte detected between MDL and RL	S	Spike Recovery outside control limits
MDL	Method Detection Limit	J	Analyte detected between SDL and RL
ND	Not Detected at the Method Detection Limit	N	Parameter not NELAC certified

CLIENT: Geo Strata Environmental Consultants
Work Order: 1010145
Project: Hillcrest CEI

ANALYTICAL QC SUMMARY REPORT

RunID: GCMS2_101021A

Sample ID:	ICV-101021	Batch ID:	R51909		TestNo:		SW8260B		Units:		mg/Kg
SampType:	ICV	Run ID:	GCMS2_101021A		Analysis Date:		10/21/10 10:22 AM		Prep Date:		
Analyte		Result	RL	SPK value	Ref Val	%REC	LowLimit	HighLimit	%RPD	RPD Limit	Qual
1,1,1-Trichloroethane		0.0471	0.00500	0.0464	0	102	70	130			
1,1,2,2-Tetrachloroethane		0.0475	0.00500	0.0464	0	102	70	130			
1,1,2-Trichloroethane		0.0469	0.00500	0.0464	0	101	70	130			
1,1,2-Trichlorotrifluoroethane		0.0463	0.0150	0.0464	0	99.7	70	130			
1,1-Dichloroethane		0.0476	0.00500	0.0464	0	103	70	130			
1,1-Dichloroethene		0.0454	0.00500	0.0464	0	97.8	80	120			
1,2,4-Trichlorobenzene		0.0446	0.00500	0.0464	0	96.1	70	130			
1,2-Dibromo-3-chloropropane		0.0476	0.00500	0.0464	0	103	70	130			
1,2-Dibromoethane		0.0469	0.00500	0.0464	0	101	70	130			
1,2-Dichlorobenzene		0.0451	0.00500	0.0464	0	97.2	70	130			
1,2-Dichloroethane		0.0486	0.00500	0.0464	0	105	70	130			
1,2-Dichloropropane		0.0468	0.00500	0.0464	0	101	80	120			
1,3-Dichlorobenzene		0.0451	0.00500	0.0464	0	97.2	70	130			
1,4-Dichlorobenzene		0.0452	0.00500	0.0464	0	97.4	70	130			
2-Butanone		0.127	0.0150	0.116	0	110	70	130			
2-Hexanone		0.128	0.0150	0.116	0	110	70	130			
4-Methyl-2-pentanone		0.124	0.0150	0.116	0	107	70	130			
Acetone		0.148	0.0500	0.116	0	127	70	130			
Benzene		0.0447	0.00500	0.0464	0	96.4	70	130			
Bromodichloromethane		0.0472	0.00500	0.0464	0	102	70	130			
Bromoform		0.0474	0.00500	0.0464	0	102	70	130			
Bromomethane		0.0494	0.00500	0.0464	0	106	70	130			
Carbon disulfide		0.0447	0.00500	0.0464	0	96.3	70	130			
Carbon tetrachloride		0.0459	0.00500	0.0464	0	99.0	70	130			
Chlorobenzene		0.0462	0.00500	0.0464	0	99.7	70	130			
Chloroethane		0.0539	0.00500	0.0464	0	116	70	130			
Chloroform		0.0472	0.00500	0.0464	0	102	80	120			
Chloromethane		0.0482	0.00500	0.0464	0	104	70	130			
cis-1,2-Dichloroethene		0.0456	0.00500	0.0464	0	98.3	70	130			
cis-1,3-Dichloropropene		0.0471	0.00500	0.0464	0	101	70	130			
Cyclohexane		0.0472	0.0150	0.0464	0	102	70	130			N
Dibromochloromethane		0.0460	0.00500	0.0464	0	99.1	70	130			
Dichlorodifluoromethane		0.0500	0.00500	0.0464	0	108	70	130			
Ethylbenzene		0.0463	0.00500	0.0464	0	99.7	80	120			
Isopropylbenzene		0.0480	0.00500	0.0464	0	104	70	130			
m,p-Xylene		0.0953	0.00500	0.0928	0	103	70	130			
Methyl Acetate		0.0476	0.0150	0.0464	0	102	70	130			
Methyl tert-butyl ether		0.0492	0.00500	0.0464	0	106	70	130			
Methylcyclohexane		0.0483	0.0150	0.0464	0	104	70	130			
Methylene chloride		0.0459	0.00500	0.0464	0	98.9	70	130			
o-Xylene		0.0478	0.00500	0.0464	0	103	70	130			
Styrene		0.0476	0.00500	0.0464	0	103	70	130			
Tetrachloroethene		0.0461	0.00500	0.0464	0	99.4	70	130			
Toluene		0.0458	0.00500	0.0464	0	98.8	80	120			

Qualifiers:

B	Analyte detected in the associated Method Blank	R	RPD outside accepted control limits
DF	Dilution Factor	RL	Reporting Limit
J	Analyte detected between MDL and RL	S	Spike Recovery outside control limits
MDL	Method Detection Limit	J	Analyte detected between SDL and RL
ND	Not Detected at the Method Detection Limit	N	Parameter not NELAC certified

CLIENT: Geo Strata Environmental Consultants
Work Order: 1010145
Project: Hillcrest CEI

ANALYTICAL QC SUMMARY REPORT

RunID: GCMS2_101021A

trans-1,2-Dichloroethene	0.0464	0.00500	0.0464	0	99.9	70	130
trans-1,3-Dichloropropene	0.0483	0.00500	0.0464	0	104	70	130
Trichloroethene	0.0451	0.00500	0.0464	0	97.2	70	130
Trichlorofluoromethane	0.0526	0.0150	0.0464	0	113	70	130
Vinyl chloride	0.0483	0.00500	0.0464	0	104	80	120
Surr: 1,2-Dichloroethane-d4	51.7		50.00		103	52	149
Surr: 4-Bromofluorobenzene	49.5		50.00		99.0	84	118
Surr: Dibromofluoromethane	50.3		50.00		101	65	135
Surr: Toluene-d8	50.8		50.00		102	84	116

Qualifiers:				
	B	Analyte detected in the associated Method Blank	R	RPD outside accepted control limits
	DF	Dilution Factor	RL	Reporting Limit
	J	Analyte detected between MDL and RL	S	Spike Recovery outside control limits
	MDL	Method Detection Limit	J	Analyte detected between SDL and RL
	ND	Not Detected at the Method Detection Limit	N	Parameter not NELAC certified

CLIENT: Geo Strata Environmental Consultants
Work Order: 1010145
Project: Hillcrest CEI

ANALYTICAL QC SUMMARY REPORT

RunID: GCMS5_101020C

Sample ID:	LCS-43453	Batch ID:	43453		TestNo:		SW8260B		Units:		mg/L
SampType:	LCS	Run ID:	GCMS5_101020C		Analysis Date:		10/20/10 10:13 AM		Prep Date:		10/20/10
Analyte		Result	RL	SPK value	Ref Val	%REC	LowLimit	HighLimit	%RPD	RPD Limit	Qual
1,1,1-Trichloroethane		0.0232	0.00100	0.0232	0	99.8	67	132			
1,1,2,2-Tetrachloroethane		0.0236	0.00100	0.0232	0	102	63	128			
1,1,2-Trichloroethane		0.0258	0.00100	0.0232	0	111	75	125			
1,1,2-Trichlorotrifluoroethane		0.0226	0.0150	0.0232	0	97.5	67	125			
1,1-Dichloroethane		0.0243	0.00100	0.0232	0	105	69	133			
1,1-Dichloroethene		0.0223	0.00100	0.0232	0	95.9	68	130			
1,2,4-Trichlorobenzene		0.0224	0.00500	0.0232	0	96.6	66	134			
1,2-Dibromo-3-chloropropane		0.0206	0.0100	0.0232	0	88.6	50	132			
1,2-Dibromoethane		0.0248	0.00100	0.0232	0	107	80	121			
1,2-Dichlorobenzene		0.0247	0.00100	0.0232	0	107	75	122			
1,2-Dichloroethane		0.0228	0.00100	0.0232	0	98.2	69	132			
1,2-Dichloropropane		0.0262	0.00100	0.0232	0	113	75	125			
1,3-Dichlorobenzene		0.0239	0.00100	0.0232	0	103	75	124			
1,4-Dichlorobenzene		0.0227	0.00100	0.0232	0	97.8	74	123			
2-Butanone		0.0260	0.0150	0.0232	0	112	49	136			
2-Hexanone		0.0248	0.0150	0.0232	0	107	50	150			
4-Methyl-2-pentanone		0.0245	0.0150	0.0232	0	106	60	134			
Acetone		0.0257	0.0150	0.0232	0	111	40	135			
Benzene		0.0257	0.00100	0.0232	0	111	81	122			
Bromodichloromethane		0.0240	0.00100	0.0232	0	103	76	121			
Bromoform		0.0238	0.00100	0.0232	0	103	69	128			
Bromomethane		0.0205	0.00100	0.0232	0	88.5	53	141			
Carbon disulfide		0.0214	0.0150	0.0232	0	92.1	50	150			
Carbon tetrachloride		0.0220	0.00100	0.0232	0	95.0	66	138			
Chlorobenzene		0.0232	0.00100	0.0232	0	100	81	122			
Chloroethane		0.0228	0.00100	0.0232	0	98.4	58	133			
Chloroform		0.0236	0.00100	0.0232	0	102	69	128			
Chloromethane		0.0248	0.00100	0.0232	0	107	56	131			
cis-1,2-Dichloroethene		0.0259	0.00100	0.0232	0	111	72	126			
cis-1,3-Dichloropropene		0.0239	0.00100	0.0232	0	103	69	131			
Cyclohexane		0.0251	0.0150	0.0232	0	108	40	161			N
Dibromochloromethane		0.0226	0.00100	0.0232	0	97.5	66	133			
Dichlorodifluoromethane		0.0230	0.00100	0.0232	0	99.1	53	153			
Ethylbenzene		0.0239	0.00100	0.0232	0	103	80	120			
Isopropylbenzene		0.0228	0.00100	0.0232	0	98.4	75	127			
m,p-Xylene		0.0498	0.00200	0.0464	0	107	80	120			
Methyl Acetate		0.0247	0.0150	0.0232	0	107	50	150			
Methyl tert-butyl ether		0.0266	0.00100	0.0232	0	115	68	123			
Methylcyclohexane		0.0236	0.0150	0.0232	0	102	70	130			
Methylene chloride		0.0256	0.00250	0.0232	0	110	63	137			
o-Xylene		0.0232	0.00100	0.0232	0	99.8	80	120			
Styrene		0.0234	0.00100	0.0232	0	101	65	134			
Tetrachloroethene		0.0232	0.00200	0.0232	0	100	66	128			
Toluene		0.0247	0.00200	0.0232	0	107	80	120			

Qualifiers:				
	B	Analyte detected in the associated Method Blank	R	RPD outside accepted control limits
	DF	Dilution Factor	RL	Reporting Limit
	J	Analyte detected between MDL and RL	S	Spike Recovery outside control limits
	MDL	Method Detection Limit	J	Analyte detected between SDL and RL
	ND	Not Detected at the Method Detection Limit	N	Parameter not NELAC certified

CLIENT: Geo Strata Environmental Consultants
Work Order: 1010145
Project: Hillcrest CEI

ANALYTICAL QC SUMMARY REPORT

RunID: GCMS5_101020C

trans-1,2-Dichloroethene	0.0253	0.00100	0.0232	0	109	63	137
trans-1,3-Dichloropropene	0.0253	0.00100	0.0232	0	109	59	135
Trichloroethene	0.0245	0.00200	0.0232	0	106	70	127
Trichlorofluoromethane	0.0224	0.00100	0.0232	0	96.3	57	129
Vinyl chloride	0.0252	0.00100	0.0232	0	108	50	134
Surr: 1,2-Dichloroethane-d4	177		200.0		88.6	72	119
Surr: 4-Bromofluorobenzene	195		200.0		97.3	76	119
Surr: Dibromofluoromethane	195		200.0		97.7	85	115
Surr: Toluene-d8	191		200.0		95.5	81	120

Sample ID:	MB-43453	Batch ID:	43453	TestNo:	SW8260B	Units:	mg/L
SampType:	MBLK	Run ID:	GCMS5_101020C	Analysis Date:	10/20/10 11:03 AM	Prep Date:	10/20/10

Analyte	Result	RL	SPK value	Ref Val	%REC	LowLimit	HighLimit	%RPD	RPD Limit	Qual
1,1,1-Trichloroethane	<0.000200	0.00100								
1,1,2,2-Tetrachloroethane	<0.000200	0.00100								
1,1,2-Trichloroethane	<0.000200	0.00100								
1,1,2-Trichlorotrifluoroethane	<0.00500	0.0150								
1,1-Dichloroethane	<0.000200	0.00100								
1,1-Dichloroethene	<0.000200	0.00100								
1,2,4-Trichlorobenzene	<0.00150	0.00500								
1,2-Dibromo-3-chloropropane	<0.00300	0.0100								
1,2-Dibromoethane	<0.000200	0.00100								
1,2-Dichlorobenzene	<0.000300	0.00100								
1,2-Dichloroethane	<0.000300	0.00100								
1,2-Dichloropropane	<0.000200	0.00100								
1,3-Dichlorobenzene	<0.000300	0.00100								
1,4-Dichlorobenzene	<0.000300	0.00100								
2-Butanone	<0.00500	0.0150								
2-Hexanone	<0.00500	0.0150								
4-Methyl-2-pentanone	<0.00500	0.0150								
Acetone	<0.00500	0.0150								
Benzene	<0.000200	0.00100								
Bromodichloromethane	<0.000200	0.00100								
Bromoform	<0.000200	0.00100								
Bromomethane	<0.000300	0.00100								
Carbon disulfide	<0.00500	0.0150								
Carbon tetrachloride	<0.000200	0.00100								
Chlorobenzene	<0.000200	0.00100								
Chloroethane	<0.000300	0.00100								
Chloroform	<0.000300	0.00100								
Chloromethane	<0.000300	0.00100								
cis-1,2-Dichloroethene	<0.000200	0.00100								
cis-1,3-Dichloropropene	<0.000200	0.00100								
Cyclohexane	<0.00500	0.0150								N
Dibromochloromethane	<0.000200	0.00100								
Dichlorodifluoromethane	<0.000200	0.00100								
Ethylbenzene	<0.000300	0.00100								

Qualifiers:				
	B	Analyte detected in the associated Method Blank	R	RPD outside accepted control limits
	DF	Dilution Factor	RL	Reporting Limit
	J	Analyte detected between MDL and RL	S	Spike Recovery outside control limits
	MDL	Method Detection Limit	J	Analyte detected between SDL and RL
	ND	Not Detected at the Method Detection Limit	N	Parameter not NELAC certified

CLIENT: Geo Strata Environmental Consultants
Work Order: 1010145
Project: Hillcrest CEI

ANALYTICAL QC SUMMARY REPORT

RunID: GCMS5_101020C

Isopropylbenzene	<0.000200	0.00100				
m,p-Xylene	<0.000600	0.00200				
Methyl Acetate	<0.00500	0.0150				
Methyl tert-butyl ether	<0.000300	0.00100				
Methylcyclohexane	<0.00500	0.0150				
Methylene chloride	<0.00250	0.00250				
o-Xylene	<0.000300	0.00100				
Styrene	<0.000200	0.00100				
Tetrachloroethene	<0.000600	0.00200				
Toluene	<0.000600	0.00200				
trans-1,2-Dichloroethene	<0.000200	0.00100				
trans-1,3-Dichloropropene	<0.000200	0.00100				
Trichloroethene	<0.000600	0.00200				
Trichlorofluoromethane	<0.000200	0.00100				
Vinyl chloride	<0.000100	0.00100				
Surr: 1,2-Dichloroethane-d4	181		200.0	90.5	72	119
Surr: 4-Bromofluorobenzene	206		200.0	103	76	119
Surr: Dibromofluoromethane	196		200.0	98.1	85	115
Surr: Toluene-d8	194		200.0	97.0	81	120

Sample ID:	1010088-01AMS	Batch ID:	43453	TestNo:	SW8260B	Units:	mg/L
SampType:	MS	Run ID:	GCMS5_101020C	Analysis Date:	10/20/10 07:34 PM	Prep Date:	10/20/10

Analyte	Result	RL	SPK value	Ref Val	%REC	LowLimit	HighLimit	%RPD	RPD Limit	Qual
1,1,1-Trichloroethane	4.40	0.200	4.64	0	94.7	67	132			
1,1,2,2-Tetrachloroethane	4.51	0.200	4.64	0	97.3	63	128			
1,1,2-Trichloroethane	5.20	0.200	4.64	0	112	75	125			
1,1,2-Trichlorotrifluoroethane	4.51	3.00	4.64	0	97.2	67	125			
1,1-Dichloroethane	4.80	0.200	4.64	0	103	69	133			
1,1-Dichloroethene	4.55	0.200	4.64	0	98.1	68	130			
1,2,4-Trichlorobenzene	6.17	1.00	4.64	0	133	66	134			
1,2-Dibromo-3-chloropropane	4.39	2.00	4.64	0	94.7	50	132			
1,2-Dibromoethane	4.70	0.200	4.64	0	101	80	121			
1,2-Dichlorobenzene	4.81	0.200	4.64	0	104	75	125			
1,2-Dichloroethane	4.36	0.200	4.64	0	94.0	68	132			
1,2-Dichloropropane	5.21	0.200	4.64	0	112	75	125			
1,3-Dichlorobenzene	4.48	0.200	4.64	0	96.6	75	124			
1,4-Dichlorobenzene	4.31	0.200	4.64	0	92.8	74	123			
2-Butanone	4.67	3.00	4.64	0	101	49	136			
2-Hexanone	4.75	3.00	4.64	0	102	50	150			
4-Methyl-2-pentanone	4.71	3.00	4.64	0	102	60	135			
Acetone	5.04	3.00	4.64	0	109	40	135			
Benzene	5.13	0.200	4.64	0	111	81	120			
Bromodichloromethane	4.60	0.200	4.64	0	99.1	76	121			
Bromoform	4.32	0.200	4.64	0	93.1	69	128			
Bromomethane	4.07	0.200	4.64	0	87.7	53	141			
Carbon disulfide	4.44	3.00	4.64	0	95.8	50	150			
Carbon tetrachloride	4.62	0.200	4.64	0	99.5	66	138			

Qualifiers:

B	Analyte detected in the associated Method Blank	R	RPD outside accepted control limits
DF	Dilution Factor	RL	Reporting Limit
J	Analyte detected between MDL and RL	S	Spike Recovery outside control limits
MDL	Method Detection Limit	J	Analyte detected between SDL and RL
ND	Not Detected at the Method Detection Limit	N	Parameter not NELAC certified

CLIENT: Geo Strata Environmental Consultants
Work Order: 1010145
Project: Hillcrest CEI

ANALYTICAL QC SUMMARY REPORT

RunID: GCMS5_101020C

Chlorobenzene	4.50	0.200	4.64	0	96.9	81	122	
Chloroethane	4.86	0.200	4.64	0	105	58	133	
Chloroform	4.60	0.200	4.64	0	99.2	69	128	
Chloromethane	5.15	0.200	4.64	0	111	56	131	
cis-1,2-Dichloroethene	5.22	0.200	4.64	0	112	72	126	
cis-1,3-Dichloropropene	4.46	0.200	4.64	0	96.2	69	131	
Cyclohexane	4.92	3.00	4.64	0	106	40	161	N
Dibromochloromethane	4.19	0.200	4.64	0	90.2	66	133	
Dichlorodifluoromethane	4.44	0.200	4.64	0	95.8	53	153	
Ethylbenzene	4.54	0.200	4.64	0	97.8	80	120	
Isopropylbenzene	4.52	0.200	4.64	0.176	93.7	75	127	
m,p-Xylene	9.48	0.400	9.28	0	102	80	120	
Methyl Acetate	4.95	3.00	4.64	0	107	50	150	
Methyl tert-butyl ether	5.02	0.200	4.64	0	108	68	123	
Methylcyclohexane	4.75	3.00	4.64	0	102	70	130	
Methylene chloride	5.12	0.500	4.64	0	110	63	137	
o-Xylene	4.58	0.200	4.64	0	98.8	80	120	
Styrene	4.42	0.200	4.64	0	95.3	65	134	
Tetrachloroethene	4.54	0.400	4.64	0	97.8	66	128	
Toluene	4.96	0.400	4.64	0	107	80	120	
trans-1,2-Dichloroethene	5.07	0.200	4.64	0	109	63	137	
trans-1,3-Dichloropropene	4.72	0.200	4.64	0	102	59	135	
Trichloroethene	4.97	0.400	4.64	0	107	70	127	
Trichlorofluoromethane	4.31	0.200	4.64	0	93.0	57	129	
Vinyl chloride	5.15	0.200	4.64	0	111	50	134	
Surr: 1,2-Dichloroethane-d4	34400		40000		86.1	72	119	
Surr: 4-Bromofluorobenzene	37400		40000		93.6	76	119	
Surr: Dibromofluoromethane	38700		40000		96.6	85	115	
Surr: Toluene-d8	36500		40000		91.3	81	120	

Sample ID:	1010088-01AMSD	Batch ID:	43453	TestNo:	SW8260B	Units:	mg/L
SampType:	MSD	Run ID:	GCMS5_101020C	Analysis Date:	10/20/10 07:59 PM	Prep Date:	10/20/10

Analyte	Result	RL	SPK value	Ref Val	%REC	LowLimit	HighLimit	%RPD	RPD Limit	Qual
1,1,1-Trichloroethane	4.42	0.200	4.64	0	95.3	67	132	0.544	20	
1,1,2,2-Tetrachloroethane	4.63	0.200	4.64	0	99.8	63	128	2.58	20	
1,1,2-Trichloroethane	5.11	0.200	4.64	0	110	75	125	1.82	20	
1,1,2-Trichlorotrifluoroethane	4.40	3.00	4.64	0	94.8	67	125	2.56	20	
1,1-Dichloroethane	4.79	0.200	4.64	0	103	69	133	0.125	20	
1,1-Dichloroethene	4.61	0.200	4.64	0	99.4	68	130	1.40	20	
1,2,4-Trichlorobenzene	6.14	1.00	4.64	0	132	66	134	0.585	20	
1,2-Dibromo-3-chloropropane	4.42	2.00	4.64	0	95.3	50	132	0.590	20	
1,2-Dibromoethane	4.79	0.200	4.64	0	103	80	121	1.98	20	
1,2-Dichlorobenzene	4.77	0.200	4.64	0	103	75	125	0.793	20	
1,2-Dichloroethane	4.28	0.200	4.64	0	92.2	68	132	1.85	20	
1,2-Dichloropropane	5.17	0.200	4.64	0	112	75	125	0.617	20	
1,3-Dichlorobenzene	4.54	0.200	4.64	0	97.9	75	124	1.33	20	
1,4-Dichlorobenzene	4.33	0.200	4.64	0	93.3	74	123	0.463	20	

Qualifiers:

B	Analyte detected in the associated Method Blank	R	RPD outside accepted control limits
DF	Dilution Factor	RL	Reporting Limit
J	Analyte detected between MDL and RL	S	Spike Recovery outside control limits
MDL	Method Detection Limit	J	Analyte detected between SDL and RL
ND	Not Detected at the Method Detection Limit	N	Parameter not NELAC certified

CLIENT: Geo Strata Environmental Consultants
Work Order: 1010145
Project: Hillcrest CEI

ANALYTICAL QC SUMMARY REPORT

RunID: GCMS5_101020C

2-Butanone	5.04	3.00	4.64	0	109	49	136	7.46	20	
2-Hexanone	4.83	3.00	4.64	0	104	50	150	1.67	20	
4-Methyl-2-pentanone	4.80	3.00	4.64	0	103	60	135	1.89	20	
Acetone	5.10	3.00	4.64	0	110	40	135	1.10	20	
Benzene	5.20	0.200	4.64	0	112	81	120	1.36	20	
Bromodichloromethane	4.54	0.200	4.64	0	97.8	76	121	1.40	20	
Bromoform	4.38	0.200	4.64	0	94.4	69	128	1.38	20	
Bromomethane	4.25	0.200	4.64	0	91.6	53	141	4.33	20	
Carbon disulfide	4.40	3.00	4.64	0	94.8	50	150	0.995	20	
Carbon tetrachloride	4.20	0.200	4.64	0	90.5	66	138	9.44	20	
Chlorobenzene	4.53	0.200	4.64	0	97.6	81	122	0.709	20	
Chloroethane	4.78	0.200	4.64	0	103	58	133	1.62	20	
Chloroform	4.55	0.200	4.64	0	98.0	69	128	1.22	20	
Chloromethane	5.05	0.200	4.64	0	109	56	131	1.92	20	
cis-1,2-Dichloroethene	5.12	0.200	4.64	0	110	72	126	1.78	20	
cis-1,3-Dichloropropene	4.53	0.200	4.64	0	97.7	69	131	1.56	20	
Cyclohexane	4.86	3.00	4.64	0	105	40	161	1.31	20	N
Dibromochloromethane	4.23	0.200	4.64	0	91.2	66	133	1.09	20	
Dichlorodifluoromethane	4.32	0.200	4.64	0	93.1	53	153	2.88	20	
Ethylbenzene	4.65	0.200	4.64	0	100	80	120	2.40	20	
Isopropylbenzene	4.57	0.200	4.64	0.176	94.8	75	127	1.10	20	
m,p-Xylene	9.57	0.400	9.28	0	103	80	120	0.944	20	
Methyl Acetate	4.94	3.00	4.64	0	106	50	150	0.121	20	
Methyl tert-butyl ether	5.01	0.200	4.64	0	108	68	123	0.200	20	
Methylcyclohexane	4.63	3.00	4.64	0	99.8	70	130	2.60	20	
Methylene chloride	5.04	0.500	4.64	0	109	63	137	1.65	20	
o-Xylene	4.63	0.200	4.64	0	99.8	80	120	1.04	20	
Styrene	4.40	0.200	4.64	0	94.7	65	134	0.590	20	
Tetrachloroethene	4.51	0.400	4.64	0	97.2	66	128	0.707	20	
Toluene	4.96	0.400	4.64	0	107	80	120	0.121	20	
trans-1,2-Dichloroethene	5.08	0.200	4.64	0	110	63	137	0.236	20	
trans-1,3-Dichloropropene	4.67	0.200	4.64	0	101	59	135	0.937	20	
Trichloroethene	4.88	0.400	4.64	0	105	70	127	1.75	20	
Trichlorofluoromethane	4.21	0.200	4.64	0	90.8	57	129	2.35	20	
Vinyl chloride	5.06	0.200	4.64	0	109	50	134	1.76	20	
Surr: 1,2-Dichloroethane-d4	33700		40000		84.2	72	119	0	0	
Surr: 4-Bromofluorobenzene	37000		40000		92.5	76	119	0	0	
Surr: Dibromofluoromethane	38600		40000		96.5	85	115	0	0	
Surr: Toluene-d8	37300		40000		93.3	81	120	0	0	

Qualifiers:

B	Analyte detected in the associated Method Blank	R	RPD outside accepted control limits
DF	Dilution Factor	RL	Reporting Limit
J	Analyte detected between MDL and RL	S	Spike Recovery outside control limits
MDL	Method Detection Limit	J	Analyte detected between SDL and RL
ND	Not Detected at the Method Detection Limit	N	Parameter not NELAC certified

CLIENT: Geo Strata Environmental Consultants
Work Order: 1010145
Project: Hillcrest CEI

ANALYTICAL QC SUMMARY REPORT

RunID: GCMS5_101020C

Sample ID:	ICV-101020	Batch ID:	R51895		TestNo:		SW8260B		Units:		mg/L
SampType:	ICV	Run ID:	GCMS5_101020C		Analysis Date:		10/20/10 09:43 AM		Prep Date:		
Analyte		Result	RL	SPK value	Ref Val	%REC	LowLimit	HighLimit	%RPD	RPD Limit	Qual
1,1,1-Trichloroethane		0.0465	0.00100	0.0464	0	100	70	130			
1,1,2,2-Tetrachloroethane		0.0459	0.00100	0.0464	0	98.8	70	130			
1,1,2-Trichloroethane		0.0523	0.00100	0.0464	0	113	70	130			
1,1,2-Trichlorotrifluoroethane		0.0452	0.0150	0.0464	0	97.4	70	130			
1,1-Dichloroethane		0.0485	0.00100	0.0464	0	105	70	130			
1,1-Dichloroethene		0.0451	0.00100	0.0464	0	97.1	80	120			
1,2,4-Trichlorobenzene		0.0470	0.00500	0.0464	0	101	70	130			
1,2-Dibromo-3-chloropropane		0.0425	0.0100	0.0464	0	91.6	70	130			
1,2-Dibromoethane		0.0508	0.00100	0.0464	0	109	70	130			
1,2-Dichlorobenzene		0.0490	0.00100	0.0464	0	106	70	130			
1,2-Dichloroethane		0.0451	0.00100	0.0464	0	97.2	70	130			
1,2-Dichloropropane		0.0523	0.00100	0.0464	0	113	70	130			
1,3-Dichlorobenzene		0.0471	0.00100	0.0464	0	102	70	130			
1,4-Dichlorobenzene		0.0436	0.00100	0.0464	0	94.0	70	130			
2-Butanone		0.0532	0.0150	0.0464	0	115	70	130			
2-Hexanone		0.0488	0.0150	0.0464	0	105	70	130			
4-Methyl-2-pentanone		0.0506	0.0150	0.0464	0	109	70	130			
Acetone		0.0478	0.0150	0.0464	0	103	70	130			
Benzene		0.0512	0.00100	0.0464	0	110	70	130			
Bromodichloromethane		0.0481	0.00100	0.0464	0	104	70	130			
Bromoform		0.0490	0.00100	0.0464	0	106	70	130			
Bromomethane		0.0385	0.00100	0.0464	0	82.9	70	130			
Carbon disulfide		0.0439	0.0150	0.0464	0	94.7	70	130			
Carbon tetrachloride		0.0442	0.00100	0.0464	0	95.3	70	130			
Chlorobenzene		0.0456	0.00100	0.0464	0	98.4	70	130			
Chloroethane		0.0420	0.00100	0.0464	0	90.4	70	130			
Chloroform		0.0473	0.00100	0.0464	0	102	80	120			
Chloromethane		0.0485	0.00100	0.0464	0	105	70	130			
cis-1,2-Dichloroethene		0.0522	0.00100	0.0464	0	112	70	130			
cis-1,3-Dichloropropene		0.0488	0.00100	0.0464	0	105	70	130			
Cyclohexane		0.0503	0.0150	0.0464	0	108	70	130			N
Dibromochloromethane		0.0462	0.00100	0.0464	0	99.5	70	130			
Dichlorodifluoromethane		0.0446	0.00100	0.0464	0	96.1	70	130			
Ethylbenzene		0.0470	0.00100	0.0464	0	101	80	120			
Isopropylbenzene		0.0460	0.00100	0.0464	0	99.0	70	130			
m,p-Xylene		0.0995	0.00200	0.0928	0	107	70	130			
Methyl Acetate		0.0505	0.0150	0.0464	0	109	70	130			
Methyl tert-butyl ether		0.0545	0.00100	0.0464	0	117	70	130			
Methylcyclohexane		0.0482	0.0150	0.0464	0	104	70	130			
Methylene chloride		0.0499	0.00250	0.0464	0	107	70	130			
o-Xylene		0.0467	0.00100	0.0464	0	101	70	130			
Styrene		0.0465	0.00100	0.0464	0	100	70	130			
Tetrachloroethene		0.0481	0.00200	0.0464	0	104	70	130			
Toluene		0.0506	0.00200	0.0464	0	109	80	120			

Qualifiers:				
	B	Analyte detected in the associated Method Blank	R	RPD outside accepted control limits
	DF	Dilution Factor	RL	Reporting Limit
	J	Analyte detected between MDL and RL	S	Spike Recovery outside control limits
	MDL	Method Detection Limit	J	Analyte detected between SDL and RL
	ND	Not Detected at the Method Detection Limit	N	Parameter not NELAC certified

CLIENT: Geo Strata Environmental Consultants
Work Order: 1010145
Project: Hillcrest CEI

ANALYTICAL QC SUMMARY REPORT

RunID: GCMS5_101020C

trans-1,2-Dichloroethene	0.0512	0.00100	0.0464	0	110	70	130
trans-1,3-Dichloropropene	0.0533	0.00100	0.0464	0	115	70	130
Trichloroethene	0.0503	0.00200	0.0464	0	108	70	130
Trichlorofluoromethane	0.0437	0.00100	0.0464	0	94.2	70	130
Vinyl chloride	0.0492	0.00100	0.0464	0	106	80	120
Surr: 1,2-Dichloroethane-d4	178		200.0		89.1	72	119
Surr: 4-Bromofluorobenzene	187		200.0		93.5	76	119
Surr: Dibromofluoromethane	198		200.0		98.8	85	115
Surr: Toluene-d8	191		200.0		95.6	81	120

Qualifiers:				
	B	Analyte detected in the associated Method Blank	R	RPD outside accepted control limits
	DF	Dilution Factor	RL	Reporting Limit
	J	Analyte detected between MDL and RL	S	Spike Recovery outside control limits
	MDL	Method Detection Limit	J	Analyte detected between SDL and RL
	ND	Not Detected at the Method Detection Limit	N	Parameter not NELAC certified

CLIENT: Geo Strata Environmental Consultants
Work Order: 1010145
Project: Hillcrest CEI

ANALYTICAL QC SUMMARY REPORT

RunID: PMOIST_101021B

Sample ID:	1010124-06C-DUP	Batch ID:	43533	TestNo:	D2216	Units:	WT%
SampType:	DUP	Run ID:	PMOIST_101021B	Analysis Date:	10/22/10 09:00 AM	Prep Date:	10/21/10

Analyte	Result	RL	SPK value	Ref Val	%REC	LowLimit	HighLimit	%RPD	RPD Limit	Qual
Percent Moisture	25.4	0	0	23.55				7.55	30	

Qualifiers:				
	B	Analyte detected in the associated Method Blank	R	RPD outside accepted control limits
	DF	Dilution Factor	RL	Reporting Limit
	J	Analyte detected between MDL and RL	S	Spike Recovery outside control limits
	MDL	Method Detection Limit	J	Analyte detected between SDL and RL
	ND	Not Detected at the Method Detection Limit	N	Parameter not NELAC certified

CLIENT: Geo Strata Environmental Consultants
Work Order: 1010145
Project: Hillcrest CEI

ANALYTICAL QC SUMMARY REPORT

RunID: PMOIST_101022A

Sample ID:	1010145-15D-DUP	Batch ID:	43534	TestNo:	D2216	Units:	WT%
SampType:	DUP	Run ID:	PMOIST_101022A	Analysis Date:	10/22/10 02:05 PM	Prep Date:	10/21/10

Analyte	Result	RL	SPK value	Ref Val	%REC	LowLimit	HighLimit	%RPD	RPD Limit	Qual
Percent Moisture	17.6	0	0	17.96				2.23	30	

Qualifiers:				
	B	Analyte detected in the associated Method Blank	R	RPD outside accepted control limits
	DF	Dilution Factor	RL	Reporting Limit
	J	Analyte detected between MDL and RL	S	Spike Recovery outside control limits
	MDL	Method Detection Limit	J	Analyte detected between SDL and RL
	ND	Not Detected at the Method Detection Limit	N	Parameter not NELAC certified

CLIENT: Geo Strata Environmental Consultants
Work Order: 1010145
Project: Hillcrest CEI

ANALYTICAL QC SUMMARY REPORT

RunID: PMOIST_101026A

Sample ID:	1010145-03C-DUP	Batch ID:	43593	TestNo:	D2216	Units:	WT%
SampType:	DUP	Run ID:	PMOIST_101026A	Analysis Date:	10/27/10 08:55 AM	Prep Date:	10/26/10

Analyte	Result	RL	SPK value	Ref Val	%REC	LowLimit	HighLimit	%RPD	RPD Limit	Qual
Percent Moisture	8.65	0	0	8.684				0.411	30	

Qualifiers:				
	B	Analyte detected in the associated Method Blank	R	RPD outside accepted control limits
	DF	Dilution Factor	RL	Reporting Limit
	J	Analyte detected between MDL and RL	S	Spike Recovery outside control limits
	MDL	Method Detection Limit	J	Analyte detected between SDL and RL
	ND	Not Detected at the Method Detection Limit	N	Parameter not NELAC certified

CLIENT: Geo Strata Environmental Consultants
Work Order: 1010145
Project: Hillcrest CEI

MQL SUMMARY REPORT

TestNo: TX1005 Analyte	MDL mg/Kg	MQL mg/Kg
T/R Hydrocarbons: >C12-C28	7.00	20.0
T/R Hydrocarbons: >C28-C35	7.00	20.0
T/R Hydrocarbons: C6-C12	7.00	20.0
T/R Hydrocarbons: C6-C35	7.00	20.0

TestNo: TX1005 Analyte	MDL mg/L	MQL mg/L
T/R Hydrocarbons: >C12-C28	0.700	2.00
T/R Hydrocarbons: >C28-C35	0.700	2.00
T/R Hydrocarbons: C6-C12	0.700	2.00
T/R Hydrocarbons: C6-C35	0.700	2.00

TestNo: SW8260B Analyte	MDL mg/L	MQL mg/L
1,1,1-Trichloroethane	0.000200	0.00100
1,1,2,2-Tetrachloroethane	0.000200	0.00100
1,1,2-Trichloroethane	0.000200	0.00100
1,1,2-Trichlorotrifluoroethane	0.00500	0.0150
1,1-Dichloroethane	0.000200	0.00100
1,1-Dichloroethene	0.000200	0.00100
1,2,4-Trichlorobenzene	0.00150	0.00500
1,2-Dibromo-3-chloropropane	0.00300	0.0100
1,2-Dibromoethane	0.000200	0.00100
1,2-Dichlorobenzene	0.000300	0.00100
1,2-Dichloroethane	0.000300	0.00100
1,2-Dichloropropane	0.000200	0.00100
1,3-Dichlorobenzene	0.000300	0.00100
1,4-Dichlorobenzene	0.000300	0.00100
2-Butanone	0.00500	0.0150
2-Hexanone	0.00500	0.0150
4-Methyl-2-pentanone	0.00500	0.0150
Acetone	0.00500	0.0150
Benzene	0.000200	0.00100
Bromodichloromethane	0.000200	0.00100
Bromoform	0.000200	0.00100
Bromomethane	0.000300	0.00100
Carbon disulfide	0.00500	0.0150
Carbon tetrachloride	0.000200	0.00100
Chlorobenzene	0.000200	0.00100
Chloroethane	0.000300	0.00100
Chloroform	0.000300	0.00100
Chloromethane	0.000300	0.00100
cis-1,2-Dichloroethene	0.000200	0.00100
cis-1,3-Dichloropropene	0.000200	0.00100
Cyclohexane	0.00500	0.0150
Dibromochloromethane	0.000200	0.00100
Dichlorodifluoromethane	0.000200	0.00100
Ethylbenzene	0.000300	0.00100
Isopropylbenzene	0.000200	0.00100
m,p-Xylene	0.000600	0.00200
Methyl Acetate	0.00500	0.0150
Methyl tert-butyl ether	0.000300	0.00100
Methylcyclohexane	0.00500	0.0150
Methylene chloride	0.00250	0.00250
o-Xylene	0.000300	0.00100
Styrene	0.000200	0.00100
Tetrachloroethene	0.000600	0.00200
Toluene	0.000600	0.00200
trans-1,2-Dichloroethene	0.000200	0.00100
trans-1,3-Dichloropropene	0.000200	0.00100
Trichloroethene	0.000600	0.00200
Trichlorofluoromethane	0.000200	0.00100
Vinyl chloride	0.000100	0.00100

TestNo: SW8260B Analyte	MDL mg/Kg	MQL mg/Kg
1,1,1-Trichloroethane	0.00100	0.00500
1,1,2,2-Tetrachloroethane	0.00100	0.00500
1,1,2-Trichloroethane	0.00100	0.00500
1,1,2-Trichlorotrifluoroethane	0.00500	0.0150
1,1-Dichloroethane	0.00100	0.00500
1,1-Dichloroethene	0.00100	0.00500
1,2,4-Trichlorobenzene	0.00100	0.00500
1,2-Dibromo-3-chloropropane	0.00100	0.00500
1,2-Dibromoethane	0.00100	0.00500
1,2-Dichlorobenzene	0.00100	0.00500
1,2-Dichloroethane	0.00100	0.00500
1,2-Dichloropropane	0.00100	0.00500
1,3-Dichlorobenzene	0.00100	0.00500
1,4-Dichlorobenzene	0.00100	0.00500
2-Butanone	0.00500	0.0150
2-Hexanone	0.00500	0.0150
4-Methyl-2-pentanone	0.00500	0.0150
Acetone	0.0150	0.0500
Benzene	0.00100	0.00500
Bromodichloromethane	0.00100	0.00500
Bromoform	0.00100	0.00500
Bromomethane	0.00100	0.00500
Carbon disulfide	0.00100	0.00500

Qualifiers:
MQL - Method Quantitation Limit as defined by TRRP
MDL - Method Detection Limit as defined by TRRP

CLIENT: Geo Strata Environmental Consultants
Work Order: 1010145
Project: Hillcrest CEI

MQL SUMMARY REPORT

Carbon tetrachloride	0.00100	0.00500
Chlorobenzene	0.00100	0.00500
Chloroethane	0.00100	0.00500
Chloroform	0.00100	0.00500
Chloromethane	0.00100	0.00500
cis-1,2-Dichloroethene	0.00100	0.00500
cis-1,3-Dichloropropene	0.00100	0.00500
Cyclohexane	0.00500	0.0150
Dibromochloromethane	0.00100	0.00500
Dichlorodifluoromethane	0.00100	0.00500
Ethylbenzene	0.00100	0.00500
Isopropylbenzene	0.00100	0.00500
m,p-Xylene	0.00100	0.00500
Methyl Acetate	0.00500	0.0150
Methyl tert-butyl ether	0.00100	0.00500
Methylcyclohexane	0.00500	0.0150
Methylene chloride	0.00500	0.00500
o-Xylene	0.00100	0.00500
Styrene	0.00100	0.00500
Tetrachloroethene	0.00100	0.00500
Toluene	0.00100	0.00500
trans-1,2-Dichloroethene	0.00100	0.00500
trans-1,3-Dichloropropene	0.00100	0.00500
Trichloroethene	0.00100	0.00500
Trichlorofluoromethane	0.00500	0.0150
Vinyl chloride	0.00100	0.00500

TestNo: SW8270C Analyte	MDL mg/Kg	MQL mg/Kg
Acenaphthene	0.0200	0.0500
Acenaphthylene	0.0100	0.0500
Anthracene	0.0100	0.0500
Benzo[a]anthracene	0.0200	0.0500
Benzo[a]pyrene	0.0300	0.0500
Benzo[b]fluoranthene	0.0200	0.0500
Benzo[g,h,i]perylene	0.0200	0.0500
Benzo[k]fluoranthene	0.0300	0.0500
Chrysene	0.0200	0.0500
Dibenz[a,h]anthracene	0.0200	0.0500
Fluoranthene	0.0100	0.0500
Fluorene	0.0100	0.0500
Indeno[1,2,3-cd]pyrene	0.0100	0.0500
Naphthalene	0.0100	0.0500
Phenanthrene	0.0100	0.0500
Pyrene	0.0200	0.0500

TestNo: SW8270C Analyte	MDL mg/L	MQL mg/L
Acenaphthene	0.0000250	0.0000500
Acenaphthylene	0.0000250	0.0000500
Anthracene	0.0000250	0.0000500
Benzo[a]anthracene	0.0000250	0.0000500
Benzo[a]pyrene	0.0000250	0.0000500
Benzo[b]fluoranthene	0.0000250	0.0000500
Benzo[g,h,i]perylene	0.0000250	0.0000500
Benzo[k]fluoranthene	0.0000250	0.0000500
Chrysene	0.0000250	0.0000500
Dibenz[a,h]anthracene	0.00000500	0.0000100
Fluoranthene	0.0000250	0.0000500
Fluorene	0.0000250	0.0000500
Indeno[1,2,3-cd]pyrene	0.0000250	0.0000500
Naphthalene	0.0000250	0.0000500
Phenanthrene	0.0000250	0.0000500
Pyrene	0.0000250	0.0000500

Qualifiers:
MQL - Method Quantitation Limit as defined by TRRP
MDL - Method Detection Limit as defined by TRRP

October 28, 2010

Suzanne Green
Geo Strata Environmental Consultants
4718 College Park
San Antonio, TX 78249

Order No: 1010156

TEL: (210) 492-2558
FAX: (210) 492-8935

RE: Hillcrest CEI - Baseline

Dear Suzanne Green:

DHL Analytical received 1 sample(s) on 10/21/2010 for the analyses presented in the following report.

There were no problems with the analyses and all data met requirements of NELAC except where noted in the Case Narrative. All non-NELAC methods will be identified accordingly in the case narrative and all estimated uncertainties of test results are within method or EPA specifications.

If you have any questions regarding these tests results, please feel free to call. Thank you for using DHL Analytical.

Sincerely,

John DuPont
General Manager

This report was performed under the accreditation of the State of Texas Laboratory Certification Number: T104704211-10-3

Table of Contents

Miscellaneous Documents 3

Case Narrative 16

Sample Summary 17

Prep Dates Report 18

Analytical Dates Report 19

Sample Results 20

Analytical QC Summary Report 22

MQL Summary Report 34

DHL ANALYTICAL
2300 Double Creek Dr. ■ Round Rock, TX 78664
Phone (512) 388-8222 ■ FAX (512) 388-8229
Web: www.dhlanalytical.com
E-Mail: login@dhlanalytical.com

№ 46674

CHAIN-OF-CUSTODY

CLIENT: Geo Strata
ADDRESS: 4710 College Park
PHONE: 210 492 7282 FAX/E-MAIL: 210 492 8936
DATA REPORTED TO: Chris Kreig
ADDITIONAL REPORT COPIES TO:

DATE: Oct 20, 2010 PAGE ____ OF ____
PO #: call DHL WORK ORDER #: 1010156
PROJECT LOCATION OR NAME: Baseline
CLENT PROJECT #: 760 SLU COLLECTOR:

Authorize 5% surcharge for TRRP Report? ☐ Yes ☐ No

S=SOIL P=PAINT
W=WATER SL=SLUDGE
A=AIR O=OTHER
L=LIQUID SO=SOIL

PRESERVATION: HCl, HNO_3, H_2SO_4 ☐ NaOH ☐, ICE, UNPRESERVED

ANALYSES: BTEX ☐ MTBE ☐ (METHOD 8021) ☐; TPH 1005 ☐ TPH 1006 ☐ HOLD 1006 ☐; GRO (METHOD 8015) ☐ DRO (METHOD 8015) ☐; VOC 8260 ☐ VOC 674 ☐ VOC 8260/5035 ☐; SVOC 8270 ☐ HOLD PAH ☐ SVOC 625 ☐; 8081 PEST ☐ 608 PEST/PCB ☐ 8270 PEST ☐; 8270 O-P PEST ☐ 8082 PCB ☐ 8270 PCB ☐; 8321 HERB ☐ 8330 EXPL ☐ PERCHLORATE ☐; METALS 6020 ☐ METALS 200.8 ☐ DISS. METALS ☐; RCRA ☐ TX11 ☐ ____ ☐; PH ☐ HEX CHROM ☐ ALKALINITY ☐; CHLORIDE ☐ ANIONS ____ ☐; TCLP-SVOC ☐ VOC ☐ PEST ☐ HERB ☐; TCLP-METALS ☐ RCRA 8 ☐ TX-11 ☐ Pb ☐; RCI ☐ TOX ☐ FLASHPOINT ☐; TDS ☐ TSS ☐ % MOISTURE ☐ CYANIDE ☐

Field Sample I.D.	DHL Lab #	Date	Time	Matrix	Container Type	# of Containers	HCl	HNO_3	H_2SO_4	ICE	UNPRESERVED	BTEX	TPH 1005	GRO	VOC 8260	SVOC 8270	8081 PEST	8270 O-P PEST	8321 HERB	METALS 6020	RCRA	PH	CHLORIDE	TCLP-SVOC	TCLP-METALS	RCI	TDS	FIELD NOTES
ULW	01	10.20.10	1445	W SOIL PI	Glass	8	X			X			X		X	X												
TOTAL						8																						

RELINQUISHED BY: (Signature)	DATE/TIME	RECEIVED BY: (Signature)
[signature]	10.20.10 1830	Shipping Co
Fedex	10/21/10	1015 [signature]

☐ DHL DISPOSAL @ $5.00 each ☐ Return

TURN AROUND TIME
RUSH ☐ CALL FIRST
1 DAY ☐ CALL FIRST
2 DAY ☐
NORMAL ☐
OTHER ☐ ____

LABORATORY USE ONLY:
RECEIVING TEMP: 1.1 THERM #: 57
CUSTODY SEALS: ☐ BROKEN ☒ INTACT ☐ NOT USED
☒ CARRIER BILL #: Fedex
☐ APC DELIVERY
☐ HAND DELIVERED

FedEx Express — US Airbill

FedEx Tracking Number 8705 3918 9617

Form ID No. 0200 — Recipient's Copy

1 From

Date 10/20/10

Sender's Name R. GREEN — Phone 210 492 7282

Company GEOSTRATA ENVIRONMENTAL

Address 4716 Village PARK — Dept./Floor/Suite/Room

City SAN ANTONIO — State TX — ZIP 78249

2 Your Internal Billing Reference HCEI

3 To

Recipient's Name DHL ANALYTICAL — Phone 512 388 8229

Company DHL Analytical

Address 3300 Double Creek Dr. — Dept./Floor/Suite/Room

We cannot deliver to P.O. boxes or P.O. ZIP codes.

Address — Print FedEx location address here if a HOLD option is selected.

City Round Rock — State TX — ZIP 78664

☐ HOLD Weekday — Print FedEx location address below. NOT available for FedEx First Overnight.

☐ HOLD Saturday — Print FedEx location address below. Available ONLY for FedEx Priority Overnight and FedEx 2Day to select locations.

4a Express Package Service * To most locations. — *Packages up to 150 lbs.*

☒ FedEx Priority Overnight — Next business morning.* Friday shipments will be delivered on Monday unless SATURDAY Delivery is selected.

☐ FedEx Standard Overnight — Next business afternoon.* Saturday Delivery NOT available.

☐ FedEx First Overnight — Earliest next business morning delivery to select locations.* Saturday Delivery NOT available.

☐ FedEx 2Day — Second business day.* Thursday shipments will be delivered on Monday unless SATURDAY Delivery is selected.

☐ FedEx Express Saver — Third business day.* Saturday Delivery NOT available.

4b Express Freight Service ** To most locations. — *Packages over 150 lbs.*

☐ FedEx 1Day Freight — Next business day.** Friday shipments will be delivered on Monday unless SATURDAY Delivery is selected. — FedEx 1Day Freight Booking No.

☐ FedEx 2Day Freight — Second business day.** Thursday shipments will be delivered on Monday unless SATURDAY Delivery is selected.

☐ FedEx 3Day Freight — Third business day.** Saturday Delivery NOT available.

5 Packaging * Declared value limit $500.

☐ FedEx Envelope* ☐ FedEx Pak* Includes FedEx Small Pak, FedEx Large Pak, and FedEx Sturdy Pak. ☐ FedEx Box ☐ FedEx Tube ☐ Other

6 Special Handling and Delivery Signature Options

☐ SATURDAY Delivery — NOT available for FedEx Standard Overnight, FedEx First Overnight, FedEx Express Saver, or FedEx 1Day Freight.

☐ No Signature Required — Package may be left without obtaining a signature for delivery.

☐ Direct Signature — Someone at recipient's address may sign for delivery. Fee applies.

☐ Indirect Signature — If no one is available at recipient's address, someone at a neighboring address may sign for delivery. For residential deliveries only. Fee applies.

Does this shipment contain dangerous goods? One box must be checked.

☒ No ☐ Yes As per attached Shipper's Declaration. ☐ Yes Shipper's Declaration not required. ☐ Dry Ice — Dry Ice, 9, UN 1845 ____ x ____ kg ☐ Cargo Aircraft Only

Dangerous goods (including dry ice) cannot be shipped in FedEx packaging or placed in a FedEx Express Drop Box.

7 Payment *Bill to:* — Enter FedEx Acct. No. or Credit Card No. below.

☐ Sender Acct. No. in Section 1 will be billed. ☐ Recipient ☐ Third Party ☐ Credit Card ☐ Cash/Check ☐ Obtain Recipient Acct.

Total Packages ____ Total Weight 10 lbs. Total Declared Value† $ ____ .00 Credit Card Auth.

†Our liability is limited to $100 unless you declare a higher value. See the current FedEx Service Guide for details.

554

Rev. Date 2/08 • Part #158281 • ©1994–2008 FedEx • PRINTED IN U.S.A. SRY

fedex.com 1.800.GoFedEx 1.800.463.3339

8705 3918 9617

CUSTODY SEAL
DATE 10/20/10
SIGNATURE

QEC
Quality Environmental Containers
800-255-3950 • 304-255-3900

DHL Analytical

Sample Receipt Checklist

Client Name **Geo Strata Environmental Consultants** Date Received: **10/21/2010**

Work Order Number **1010156** Received by **JB**

Checklist completed by: [signature] 10/21/10 (Signature / Date) Reviewed by SS 10-21-10 (Initials / Date)

Carrier name: FedEx 1day

Shipping container/cooler in good condition?	Yes ☑	No ☐	Not Present ☐
Custody seals intact on shippping container/cooler?	Yes ☑	No ☐	Not Present ☐
Custody seals intact on sample bottles?	Yes ☑	No ☐	Not Present ☐
Chain of custody present?	Yes ☑	No ☐	
Chain of custody signed when relinquished and received?	Yes ☑	No ☐	
Chain of custody agrees with sample labels?	Yes ☑	No ☐	
Samples in proper container/bottle?	Yes ☑	No ☐	
Sample containers intact?	Yes ☑	No ☐	
Sufficient sample volume for indicated test?	Yes ☑	No ☐	
All samples received within holding time?	Yes ☑	No ☐	
Container/Temp Blank temperature in compliance?	Yes ☑	No ☐	1.1 °C
Water - VOA vials have zero headspace?	Yes ☑	No ☐	No VOA vials submitted ☐
Water - pH acceptable upon receipt?	Yes ☐	No ☐	Not Applicable ☑

Adjusted? _____ Checked by _____

Any No response must be detailed in the comments section below.

Client contacted _____ Date contacted: _____ Person contacted _____

Contacted by: _____ Regarding: _____

Comments: _____

Corrective Action _____

Page 1 of 1

Laboratory Data Package Signature Page – RG-366/TRRP-13
Revised May 2010

This data package consists of:

This signature page, the laboratory review checklist, and the following reportable data:

- R1 Field chain-of-custody documentation;
- R2 Sample identification cross-reference;
- R3 Test reports (analytical data sheets) for each environmental sample that includes:
  - a) Items consistent with NELAC Chapter 5,
  - b) dilution factors,
  - c) preparation methods,
  - d) cleanup methods, and
  - e) if required for the project, tentatively identified compounds (TICs).
- R4 Surrogate recovery data including:
  - a) Calculated recovery (%R), and
  - b) The laboratory's surrogate QC limits.
- R5 Test reports/summary forms for blank samples;
- R6 Test reports/summary forms for laboratory control samples (LCSs) including:
  - a) LCS spiking amounts,
  - b) Calculated %R for each analyte, and
  - c) The laboratory's LCS QC limits.
- R7 Test reports for project matrix spike/matrix spike duplicates (MS/MSDs) including:
  - a) Samples associated with the MS/MSD clearly identified,
  - b) MS/MSD spiking amounts,
  - c) Concentration of each MS/MSD analyte measured in the parent and spiked samples,
  - d) Calculated %Rs and relative percent differences (RPDs), and
  - e) The laboratory's MS/MSD QC limits
- R8 Laboratory analytical duplicate (if applicable) recovery and precision:
  - a) The amount of analyte measured in the duplicate,
  - b) The calculated RPD, and
  - c) The laboratory's QC limits for analytical duplicates.
- R9 List of method quantitation limits (MQLs) and detectability check sample results (DCS results can be found with the Miscellaneous Documents) for each analyte for each method and matrix;
- R10 Other problems or anomalies.

The Exception Report for every "No" or "Not Reviewed (NR)" item in Laboratory Review checklist and for each analyte, matrix, and method for which the laboratory does not hold NELAC accreditation under the Texas Laboratory Accreditation Program.

Release Statement: I am responsible for the release of this laboratory data package. This laboratory is NELAC accredited under the Texas Laboratory Accreditation Program for all the methods, analytes, and matrices reported in this data package except as noted in the Exception Reports. The data have been reviewed and are technically compliant with the requirements of the methods used, except where noted by the laboratory in the Exception Reports. By my signature below, I affirm to the best of my knowledge that all problems/anomalies observed by the laboratory have been identified in the Laboratory Review Checklist, and no information or data affecting the quality of the data has been knowingly withheld.

This laboratory was last inspected by TCEQ on April 6-8, 2009. Any findings affecting the data in this laboratory data package are noted in the Exception Reports herein. The official signing the cover page of the report in which these data are used is responsible for releasing this data package and is by signature affirming the above release statement is true.

John DuPont – General Manager
Scott Schroeder – Technical Director

John DuPont
Signature

10/28/10
Date

DHL Analytical, Inc.

Laboratory Review Checklist: Reportable Data

Project Name: Hillcrest CEI - Baseline	Date: 10/28/2010
Reviewer Name: Angie O'Donnell	Laboratory Work Order: 1010156
Prep Batch Number(s): See Prep Dates Report	Run Batch: See Analytical Dates Report

#[1]	A[2]	Description	Yes	No	NA[3]	NR[4]	ER#[5]
		Chain-of-Custody (C-O-C)					
R1	OI	1) Did samples meet the laboratory's standard conditions of sample acceptability upon receipt?	X				R1-01
		2) Were all departures from standard conditions described in an exception report?			X		
R2	OI	**Sample and Quality Control (QC) Identification**					
		1) Are all field sample ID numbers cross-referenced to the laboratory ID numbers?	X				
		2) Are all laboratory ID numbers cross-referenced to the corresponding QC data?	X				
R3	OI	**Test Reports**					
		1) Were all samples prepared and analyzed within holding times?	X				
		2) Other than those results < MQL, were all other raw values bracketed by calibration standards?	X				
		3) Were calculations checked by a peer or supervisor?	X				
		4) Were all analyte identifications checked by a peer or supervisor?	X				
		5) Were sample detection limits reported for all analytes not detected?	X				
		6) Were all results for soil and sediment samples reported on a dry weight basis?			X		
		7) Were % moisture (or solids) reported for all soil and sediment samples?			X		
		8) Were bulk soils/solids samples for volatile analysis extracted with methanol per EPA Method 5035?			X		
		9) If required for the project, TICs reported?			X		
R4	O	**Surrogate Recovery Data**					
		1) Were surrogates added prior to extraction?	X				
		2) Were surrogate percent recoveries in all samples within the laboratory QC limits?	X				
R5	OI	**Test Reports/Summary Forms for Blank Samples**					
		1) Were appropriate type(s) of blanks analyzed?	X				
		2) Were blanks analyzed at the appropriate frequency?	X				
		3) Where method blanks taken through the entire analytical process, including preparation and, if applicable, cleanup procedures?	X				
		4) Were blank concentrations < MQL?	X				
R6	OI	**Laboratory Control Samples (LCS):**					
		1) Were all COCs included in the LCS?	X				
		2) Was each LCS taken through the entire analytical procedure, including prep and cleanup steps?	X				
		3) Were LCSs analyzed at the required frequency?	X				
		4) Were LCS (and LCSD, if applicable) %Rs within the laboratory QC limits?	X				
		5) Does the detectability data document the laboratory's capability to detect the COCs at the MDL used to calculate the SDLs?	X				
		6) Was the LCSD RPD within QC limits (if applicable)?	X				
R7	OI	**Matrix Spike (MS) and Matrix Spike Duplicate (MSD) Data**					
		1) Were the project/method specified analytes included in the MS and MSD?	X				R7-01
		2) Were MS/MSD analyzed at the appropriate frequency?	X				
		3) Were MS (and MSD, if applicable) %Rs within the laboratory QC limits?	X				
		4) Were MS/MSD RPDs within laboratory QC limits?	X				
R8	OI	**Analytical Duplicate Data**					
		1) Were appropriate analytical duplicates analyzed for each matrix?			X		
		2) Were analytical duplicates analyzed at the appropriate frequency?			X		
		3) Were RPDs or relative standard deviations within the laboratory QC limits?			X		
R9	OI	**Method Quantitation Limits (MQLs):**					
		1) Are the MQLs for each method analyte included in the laboratory data package?	X				
		2) Do the MQLs correspond to the concentration of the lowest non-zero calibration standard?	X				
		3) Are unadjusted MQLs and DCSs included in the laboratory data package?	X				
R10	OI	**Other Problems/Anomalies**					
		1) Are all known problems/anomalies/special conditions noted in this LRC and ER?	X				
		2) Was applicable and available technology used to lower the SDL to minimize the matrix interference affects on the sample results?	X				
		3) Is the laboratory NELAC-accredited under the Texas Laboratory Accreditation Program for the analytes, matrices and methods associated with this laboratory data package?	X				

1 Items identified by the letter "R" should be included in the laboratory data package submitted to the TCEQ in the TRRP-required report(s). Items identified by the letter "S" should be retained and made available upon request for the appropriate retention period.
2 O = organic analyses; I = inorganic analyses (and general chemistry, when applicable).
3 NA = Not applicable.
4 NR = Not Reviewed.
5 ER# = Exception Report identification number (an Exception Report should be completed for an item if "NR" or "No" is checked).

DHL Analytical, Inc.
Laboratory Review Checklist (continued): Supporting Data

Project Name: Hillcrest CEI - Baseline	Date: 10/28/2010
Reviewer Name: Angie O'Donnell	Laboratory Work Order: 1010156

#[1]	A[2]	Description	Yes	No	NA[3]	NR[4]	ER#[5]
S1	OI	**Initial Calibration (ICAL)**					
		1) Were response factors and/or relative response factors for each analyte within QC limits?	X				
		2) Were percent RSDs or correlation coefficient criteria met?	X				
		3) Was the number of standards recommended in the method used for all analytes?	X				
		4) Were all points generated between the lowest and highest standard used to calculate the curve?	X				
		5) Are ICAL data available for all instruments used?	X				
		6) Has the initial calibration curve been verified using an appropriate second source standard?	X				
S2	OI	**Initial and Continuing calibration Verification (ICCV and CCV) and Continuing Calibration blank (CCB):**					
		1) Was the CCV analyzed at the method-required frequency?	X				
		2) Were percent differences for each analyte within the method-required QC limits?	X				
		3) Was the ICAL curve verified for each analyte?	X				
		4) Was the absolute value of the analyte concentration in the inorganic CCB < MDL?	X				
S3	O	**Mass Spectral Tuning:**					
		1) Was the appropriate compound for the method used for tuning?	X				
		2) Were ion abundance data within the method-required QC limits?	X				
S4	O	**Internal Standards (IS):**					
		1) Were IS area counts and retention times within the method-required QC limits?	X				
S5	OI	**Raw Data (NELAC Section 5.5.10)**					
		1) Were the raw data (for example, chromatograms, spectral data) reviewed by an analyst?	X				
		2) Were data associated with manual integrations flagged on the raw data?	X				
S6	O	**Dual Column Confirmation**					
		1) Did dual column confirmation results meet the method-required QC?			X		
S7	O	**Tentatively Identified Compounds (TICs):**					
		1) If TICs were requested, were the mass spectra and TIC data subject to appropriate checks?			X		
S8	I	**Interference Check Sample (ICS) Results:**					
		1) Were percent recoveries within method QC limits?			X		
S9	I	**Serial Dilutions, Post Digestion Spikes, and Method of Standard Additions**					
		1) Were percent differences, recoveries, and the linearity within the QC limits specified in the method?			X		
	OI	**Method Detection Limit (MDL) Studies**					
		1) Was a MDL study performed for each reported analyte?	X				
		2) Is the MDL either adjusted or supported by the analysis of DCSs?	X				
S11	OI	**Proficiency Test Reports:**					
		1) Was the lab's performance acceptable on the applicable proficiency tests or evaluation studies?	X				
S12	OI	**Standards Documentation**					
		1) Are all standards used in the analyses NIST-traceable or obtained from other appropriate sources?	X				
S13	OI	**Compound/Analyte Identification Procedures**					
		1) Are the procedures for compound/analyte identification documented?	X				
S14	OI	**Demonstration of Analyst Competency (DOC)**					
		1) Was DOC conducted consistent with NELAC Chapter 5 – Appendix C?	X				
		2) Is documentation of the analyst's competency up-to-date and on file?	X				
S15	OI	**Verification/Validation Documentation for Methods** (NELAC Chapter 5)					
		1) Are all the methods used to generate the data documented, verified, and validated, where applicable?	X				
S16	OI	**Laboratory Standard Operating Procedures (SOPs):**					
		1) Are laboratory SOPs current and on file for each method performed?	X				

1 Items identified by the letter "R" should be included in the laboratory data package submitted to the TCEQ in the TRRP-required report(s). Items identified by the letter "S" should be retained and made available upon request for the appropriate retention period.
2 O = organic analyses; I = inorganic analyses (and general chemistry, when applicable).
3 NA = Not applicable.
4 NR = Not Reviewed.
5 ER# = Exception Report identification number (an Exception Report should be completed for an item if "NR" or "No" is checked).

DCS REPORTING

RunID:	GC12_101014A	Prep Date:	10/14/2010
SampID:	DCS-43428	Anaysis Date:	10/14/2010
TestNo:	TX1005	Units:	mg/L
BatchID:	43428		

Analyte	Result	RL	SPK Val	%REC	Low Limit	High Limit	Flag
T/R Hydrocarbons: C6-C35	0.789	2	1	78.9	20	500	

DCS REPORTING

RunID:	GCMS6_100917A	Prep Date:	9/16/2010
SampID:	DCS2-43025-PAH	Anaysis Date:	9/17/2010
TestNo:	SW8270C	Units:	µg/L
BatchID:	43025		

Analyte	Result	RL	SPK Val	%REC	Low Limit	High Limit	Flag
1-Methylnaphthalene	0.0159	0.05	0.02	79.6	10	250	
2-Methylnaphthalene	0.0137	0.05	0.02	68.6	10	250	
Acenaphthene	0.0127	0.05	0.02	63.6	10	250	
Acenaphthylene	0.0127	0.05	0.02	63.3	10	250	
Anthracene	0.0157	0.05	0.02	78.5	10	250	
Benzo[a]anthracene	0.0170	0.05	0.02	84.8	10	250	
Benzo[a]pyrene	0.0149	0.05	0.02	74.6	10	250	
Benzo[b]fluoranthene	0.0170	0.05	0.02	85.1	10	250	
Benzo[e]pyrene	0.0236	0.05	0.02	118	10	250	
Benzo[g,h,i]perylene	0.00678	0.05	0.02	33.9	10	250	
Benzo[k]fluoranthene	0.0173	0.05	0.02	86.5	10	250	
Biphenyl	0.0165	0.05	0.02	82.3	10	250	
Chrysene	0.0151	0.05	0.02	75.3	10	250	
Dibenz[a,h]anthracene	0.0178	0.01	0.02	88.9	10	250	
Fluoranthene	0.0185	0.05	0.02	92.7	10	250	
Fluorene	0.0155	0.05	0.02	77.5	10	250	
Indeno[1,2,3-cd]pyrene	0.0159	0.05	0.02	79.5	10	250	
Naphthalene	0.0225	0.05	0.02	112	10	250	
Phenanthrene	0.0180	0.05	0.02	89.8	10	250	
Pyrene	0.0181	0.05	0.02	90.7	10	250	
Quinoline	0.0151	0.05	0.02	75.4	10	250	

DCS REPORTING

RunID:	GCMS7_100805C	Prep Date:	8/5/2010
SampID:	DCS-42362	Anaysis Date:	8/6/2010
TestNo:	SW8260B	Units:	µg/L
BatchID:	42362		

Analyte	Result	RL	SPK Val	%REC	Low Limit	High Limit	Flag
1,1,1,2-Tetrachloroethane	0.200	1	0.232	86.2	50	150	
1,1,1-Trichloroethane	0.260	1	0.232	112	60	140	
1,1,2,2-Tetrachloroethane	0.210	1	0.232	90.5	50	150	
1,1,2-Trichloroethane	0.240	1	0.232	103	40	160	
1,1-Dichloroethane	0.270	1	0.232	116	50	150	
1,1-Dichloroethene	0.250	1	0.232	108	50	150	
1,1-Dichloropropene	0.200	1	0.232	86.2	30	170	
1,2,3-Trichloropropane	0.110	1	0.232	47.4	20	180	
1,2-Dibromoethane	0.210	1	0.232	90.5	40	160	
1,2-Dichlorobenzene	0.210	1	0.232	90.5	50	150	
1,2-Dichloropropane	0.180	1	0.232	77.6	40	160	
1,3-Dichlorobenzene	0.220	1	0.232	94.8	50	150	
1,3-Dichloropropane	0.240	1	0.232	103	50	150	
1,4-Dichlorobenzene	0.240	1	0.232	103	50	150	
2,2-Dichloropropane	0.160	1	0.232	69.0	40	160	
2-Chlorotoluene	0.240	1	0.232	103	50	150	
4-Chlorotoluene	0.220	1	0.232	94.8	20	180	
Acrylonitrile	0.150	3	0.464	32.3	30	170	
Benzene	0.300	1	0.232	129	50	150	
Bromobenzene	0.230	1	0.232	99.1	50	150	
Bromochloromethane	0.140	1	0.232	60.3	30	170	
Bromodichloromethane	0.300	1	0.232	129	50	150	
Carbon tetrachloride	0.200	1	0.232	86.2	50	150	
Chlorobenzene	0.260	1	0.232	112	50	150	
Chloroform	0.280	1	0.232	121	50	150	
Chloromethane	0.220	1	0.232	94.8	40	180	
cis-1,2-Dichloroethene	0.240	1	0.232	103	50	150	
cis-1,3-Dichloropropene	0.200	1	0.232	86.2	40	160	
Dibromochloromethane	0.330	1	0.232	142	40	160	
Dichlorodifluoromethane	0.210	1	0.232	90.5	50	150	
Ethylbenzene	0.250	1	0.232	108	60	140	
Isopropylbenzene	0.210	1	0.232	90.5	30	170	
Methyl tert-butyl ether	0.290	1	0.232	125	50	150	
n-Butylbenzene	0.200	1	0.232	86.2	20	180	
n-Propylbenzene	0.230	1	0.232	99.1	40	160	
o-Xylene	0.250	1	0.232	108	30	170	
p-Isopropyltoluene	0.190	1	0.232	81.9	20	180	
sec-Butylbenzene	0.210	1	0.232	90.5	30	170	
Styrene	0.210	1	0.232	90.5	20	200	
tert-Butylbenzene	0.220	1	0.232	94.8	20	180	
Total THMs	1.23	1	0.928	133	30	160	
Total Xylenes	0.450	1	0.696	64.7	30	170	
trans-1,2-Dichloroethene	0.260	1	0.232	112	50	150	

DCS REPORTING

RunID:	GCMS7_100805C	Prep Date:	8/5/2010
SampID:	DCS-42362	Anaysis Date:	8/6/2010
TestNo:	SW8260B	Units:	µg/L
BatchID:	42362		

Analyte	Result	RL	SPK Val	%REC	Low Limit	High Limit	Flag
trans-1,3-Dichloropropene	0.180	1	0.232	77.6	40	160	
Trichlorofluoromethane	0.250	1	0.232	108	50	150	
Vinyl chloride	0.160	1	0.232	69.0	50	150	

DCS REPORTING

RunID:	GCMS7_100805C	Prep Date:	8/5/2010
SampID:	DCS2-42362	Anaysis Date:	8/6/2010
TestNo:	SW8260B	Units:	µg/L
BatchID:	42362		

Analyte	Result	RL	SPK Val	%REC	Low Limit	High Limit	Flag
1,2-Dichloroethane	0.530	1	0.464	114	50	150	
Bromoform	0.540	1	0.464	116	30	120	
m,p-Xylene	0.930	2	0.928	100	40	160	

DCS REPORTING

RunID:	GCMS7_100805C	Prep Date:	8/5/2010
SampID:	DCS3-42362	Anaysis Date:	8/6/2010
TestNo:	SW8260B	Units:	µg/L
BatchID:	42362		

Analyte	Result	RL	SPK Val	%REC	Low Limit	High Limit	Flag
1,2,4-Trimethylbenzene	0.880	5	0.928	94.8	20	180	
1,3,5-Trimethylbenzene	0.890	5	0.928	95.9	20	180	
1,4-Dichloro-2-butene	0.440	2	0.928	47.4	20	180	
1-Chlorohexane	0.920	5	0.928	99.1	20	180	
Bromomethane	0.440	1	0.928	47.4	20	200	
Chloroethane	0.960	1	0.928	103	20	180	
Dibromomethane	0.710	1	0.928	76.5	50	150	
Hexachlorobutadiene	0.760	3	0.928	81.9	20	200	
Isopropyl ether (DIPE)	1.11	2	0.928	120	20	200	
Methylene chloride	1.65	2.5	0.928	178	20	200	
Tert-amyl methyl ether (TAME)	1.10	2	0.928	119	20	200	
Tert-butanol (TBA)	6.11	20	4.64	132	20	200	
Tetrachloroethene	0.900	2	0.928	97.0	50	150	
Toluene	1.10	2	0.928	119	40	160	
Trichloroethene	1.07	2	0.928	115	50	150	

DCS REPORTING

RunID:	GCMS7_100805C	Prep Date:	8/5/2010
SampID:	DCS4-42362	Anaysis Date:	8/6/2010
TestNo:	SW8260B	Units:	µg/L
BatchID:	42362		

Analyte	Result	RL	SPK Val	%REC	Low Limit	High Limit	Flag
1,1,2-Trichlorotrifluoroethane	5.54	15	4.64	119	40	160	
1,2,3-Trichlorobenzene	5.19	5	4.64	112	20	180	
1,2,4-Trichlorobenzene	5.69	5	4.64	123	20	180	
1,2-Dibromo-3-chloropropane	5.83	10	4.64	126	20	180	
2-Butanone	5.82	15	4.64	125	40	160	
2-Chloroethylvinylether	5.30	15	4.64	114	20	180	
2-Hexanone	4.77	15	4.64	103	20	180	
4-Methyl-2-pentanone	4.79	15	4.64	103	50	150	
Acetone	7.97	15	4.64	172	20	200	
Carbon disulfide	5.02	15	4.64	108	20	200	
Cyclohexane	6.03	15	4.64	130	20	180	
Iodomethane	3.59	15	4.64	77.4	20	200	
Methyl Acetate	6.12	15	4.64	132	30	180	
Methylcyclohexane	4.97	15	4.64	107	20	200	
Naphthalene	5.90	15	4.64	127	20	200	

CLIENT:	Geo Strata Environmental Consultants	CASE NARRATIVE
Project:	Hillcrest CEI - Baseline	
Lab Order:	1010156	

Samples were analyzed using the methods outlined in the following references:

Method TX1005 - Total Petroleum Hydrocarbons
Method SW8260B - Volatile Organics by GCMS (The compound Cyclohexane is not NELAC Certified)
Method SW8270C - PAH Organics by GCMS

Exception Report R1-01

Samples were received and log-in performed on 10/21/2010. A total of 1 sample was received. The sample arrived in good condition and was properly packaged.

Exception Report R7-01

For Volatiles, TX1005 and PAH Organics Analysis, the reference samples designated for the MS/MSDs were not from this workorder.

DHL Analytical

Date: 10/28/10

CLIENT: Geo Strata Environmental Consultants
Project: Hillcrest CEI - Baseline
Lab Order: 1010156

Work Order Sample Summary

Lab Smp ID	Client Sample ID	Tag Number	Date Collected	Date Recv'd
1010156-01	ULW		10/20/10 02:45 PM	10/21/10

CLIENT: Geo Strata Environmental Consultants
Project: Hillcrest CEI - Baseline
Lab Order: 1010156

PREP DATES REPORT

Sample ID	Client Sample ID	Collection Date	Matrix	Test Number	Test Name	Prep Date	Batch ID
1010156-01A	ULW	10/20/10 02:45 PM	Aqueous	SW5030B	Purge and Trap Water GC/MS	10/26/10 11:09 AM	43586
1010156-01B	ULW	10/20/10 02:45 PM	Aqueous	TX1005	TX1005 Water Prep	10/21/10 03:34 PM	43535
1010156-01C	ULW	10/20/10 02:45 PM	Aqueous	SW3510C	Aq Prep Sep Funnel: PAH	10/25/10 08:59 AM	43558

CLIENT: Geo Strata Environmental Consultants
Project: Hillcrest CEI - Baseline
Lab Order: 1010156

ANALYTICAL DATES REPORT

Sample ID	Client Sample ID	Matrix	Test Number	Test Name	Batch ID	Dilution	Analysis Date	Run ID
1010156-01A	ULW	Aqueous	SW8260B	8260 Water Volatiles by GC/MS	43586	1	10/26/10 08:24 PM	GCMS7_101026A
1010156-01B	ULW	Aqueous	TX1005	Tx1005 TPH Water	43535	1	10/22/10 11:09 AM	GC12_101022A
1010156-01C	ULW	Aqueous	SW8270C	PAHs: GC/MS	43558	1	10/25/10 03:37 PM	GCMS6_101025A

DHL Analytical

Date: 10/28/10

CLIENT:	Geo Strata Environmental Consultants	Client Sample ID:	ULW
Project:	Hillcrest CEI - Baseline	Lab ID:	1010156-01
Project No:	760 SL11	Collection Date:	10/20/10 02:45 PM
Lab Order:	1010156	Matrix:	Aqueous

Analyses	Result	SDL	RL	Qual	Units	DF	Date Analyzed
Tx1005 TPH Water		TX1005					Analyst: AV
T/R Hydrocarbons: C6-C12	<0.680	0.680	1.94		mg/L	1	10/22/10 11:09 AM
T/R Hydrocarbons: >C12-C28	<0.680	0.680	1.94		mg/L	1	10/22/10 11:09 AM
T/R Hydrocarbons: >C28-C35	<0.680	0.680	1.94		mg/L	1	10/22/10 11:09 AM
T/R Hydrocarbons: C6-C35	<0.680	0.680	1.94		mg/L	1	10/22/10 11:09 AM
Surr: Isopropylbenzene	100	0	70 - 130		%REC	1	10/22/10 11:09 AM
Surr: Octacosane	94.9	0	70 - 130		%REC	1	10/22/10 11:09 AM
PAHs: GC/MS		SW8270C					Analyst: DO
Acenaphthene	<0.0000250	0.0000250	0.0000500		mg/L	1	10/25/10 03:37 PM
Acenaphthylene	<0.0000250	0.0000250	0.0000500		mg/L	1	10/25/10 03:37 PM
Anthracene	<0.0000250	0.0000250	0.0000500		mg/L	1	10/25/10 03:37 PM
Benzo[a]anthracene	<0.0000250	0.0000250	0.0000500		mg/L	1	10/25/10 03:37 PM
Benzo[a]pyrene	<0.0000250	0.0000250	0.0000500		mg/L	1	10/25/10 03:37 PM
Benzo[b]fluoranthene	<0.0000250	0.0000250	0.0000500		mg/L	1	10/25/10 03:37 PM
Benzo[g,h,i]perylene	<0.0000250	0.0000250	0.0000500		mg/L	1	10/25/10 03:37 PM
Benzo[k]fluoranthene	<0.0000250	0.0000250	0.0000500		mg/L	1	10/25/10 03:37 PM
Chrysene	<0.0000250	0.0000250	0.0000500		mg/L	1	10/25/10 03:37 PM
Dibenz[a,h]anthracene	<0.00000500	0.00000500	0.0000100		mg/L	1	10/25/10 03:37 PM
Fluoranthene	<0.0000250	0.0000250	0.0000500		mg/L	1	10/25/10 03:37 PM
Fluorene	<0.0000250	0.0000250	0.0000500		mg/L	1	10/25/10 03:37 PM
Indeno[1,2,3-cd]pyrene	<0.0000250	0.0000250	0.0000500		mg/L	1	10/25/10 03:37 PM
Naphthalene	<0.0000250	0.0000250	0.0000500		mg/L	1	10/25/10 03:37 PM
Phenanthrene	0.0000310	0.0000250	0.0000500	J	mg/L	1	10/25/10 03:37 PM
Pyrene	<0.0000250	0.0000250	0.0000500		mg/L	1	10/25/10 03:37 PM
Surr: 2-Fluorobiphenyl	68.8	0	40 - 140		%REC	1	10/25/10 03:37 PM
Surr: 4-Terphenyl-d14	75.3	0	40 - 140		%REC	1	10/25/10 03:37 PM
8260 Water Volatiles by GC/MS		SW8260B					Analyst: AJR
1,1,1-Trichloroethane	<0.000200	0.000200	0.00100		mg/L	1	10/26/10 08:24 PM
1,1,2,2-Tetrachloroethane	<0.000200	0.000200	0.00100		mg/L	1	10/26/10 08:24 PM
1,1,2-Trichloroethane	<0.000200	0.000200	0.00100		mg/L	1	10/26/10 08:24 PM
1,1,2-Trichlorotrifluoroethane	<0.00500	0.00500	0.0150		mg/L	1	10/26/10 08:24 PM
1,1-Dichloroethane	<0.000200	0.000200	0.00100		mg/L	1	10/26/10 08:24 PM
1,1-Dichloroethene	<0.000200	0.000200	0.00100		mg/L	1	10/26/10 08:24 PM
1,2,4-Trichlorobenzene	<0.00150	0.00150	0.00500		mg/L	1	10/26/10 08:24 PM
1,2-Dibromo-3-chloropropane	<0.00300	0.00300	0.0100		mg/L	1	10/26/10 08:24 PM
1,2-Dibromoethane	<0.000200	0.000200	0.00100		mg/L	1	10/26/10 08:24 PM
1,2-Dichlorobenzene	<0.000300	0.000300	0.00100		mg/L	1	10/26/10 08:24 PM
1,2-Dichloroethane	<0.000300	0.000300	0.00100		mg/L	1	10/26/10 08:24 PM
1,2-Dichloropropane	<0.000200	0.000200	0.00100		mg/L	1	10/26/10 08:24 PM
1,3-Dichlorobenzene	<0.000300	0.000300	0.00100		mg/L	1	10/26/10 08:24 PM
1,4-Dichlorobenzene	<0.000300	0.000300	0.00100		mg/L	1	10/26/10 08:24 PM
2-Butanone	0.00933	0.00500	0.0150	J	mg/L	1	10/26/10 08:24 PM
2-Hexanone	<0.00500	0.00500	0.0150		mg/L	1	10/26/10 08:24 PM
4-Methyl-2-pentanone	<0.00500	0.00500	0.0150		mg/L	1	10/26/10 08:24 PM
Acetone	0.00629	0.00500	0.0150	J	mg/L	1	10/26/10 08:24 PM

Qualifiers: See Final Page of Report for MQLs and MDLs

B	Analyte detected in the associated Method Blank	J	Analyte detected between SDL and RL
C	Sample Result or QC discussed in the Case Narrative	N	Parameter not NELAC certified
DF	Dilution Factor	ND	Not Detected at the SDL
E	TPH pattern not Gas or Diesel Range Pattern	RL	Reporting Limit (MQL adjusted for moisture and sample size)
		S	Spike Recovery outside control limits
		SDL	Sample Detection Limit

DHL Analytical

Date: 10/28/10

CLIENT:	Geo Strata Environmental Consultants	Client Sample ID:	ULW
Project:	Hillcrest CEI - Baseline	Lab ID:	1010156-01
Project No:	760 SL11	Collection Date:	10/20/10 02:45 PM
Lab Order:	1010156	Matrix:	Aqueous

Analyses	Result	SDL	RL	Qual	Units	DF	Date Analyzed
Benzene	<0.000200	0.000200	0.00100		mg/L	1	10/26/10 08:24 PM
Bromodichloromethane	0.000900	0.000200	0.00100	J	mg/L	1	10/26/10 08:24 PM
Bromoform	0.00325	0.000200	0.00100		mg/L	1	10/26/10 08:24 PM
Bromomethane	<0.000300	0.000300	0.00100		mg/L	1	10/26/10 08:24 PM
Carbon disulfide	<0.00500	0.00500	0.0150		mg/L	1	10/26/10 08:24 PM
Carbon tetrachloride	<0.000200	0.000200	0.00100		mg/L	1	10/26/10 08:24 PM
Chlorobenzene	<0.000200	0.000200	0.00100		mg/L	1	10/26/10 08:24 PM
Chloroethane	<0.000300	0.000300	0.00100		mg/L	1	10/26/10 08:24 PM
Chloroform	<0.000300	0.000300	0.00100		mg/L	1	10/26/10 08:24 PM
Chloromethane	<0.000300	0.000300	0.00100		mg/L	1	10/26/10 08:24 PM
cis-1,2-Dichloroethene	<0.000200	0.000200	0.00100		mg/L	1	10/26/10 08:24 PM
cis-1,3-Dichloropropene	<0.000200	0.000200	0.00100		mg/L	1	10/26/10 08:24 PM
Cyclohexane	<0.00500	0.00500	0.0150	N	mg/L	1	10/26/10 08:24 PM
Dibromochloromethane	0.00283	0.000200	0.00100		mg/L	1	10/26/10 08:24 PM
Dichlorodifluoromethane	<0.000200	0.000200	0.00100		mg/L	1	10/26/10 08:24 PM
Ethylbenzene	<0.000300	0.000300	0.00100		mg/L	1	10/26/10 08:24 PM
Isopropylbenzene	<0.000200	0.000200	0.00100		mg/L	1	10/26/10 08:24 PM
m,p-Xylene	<0.000600	0.000600	0.00200		mg/L	1	10/26/10 08:24 PM
Methyl Acetate	<0.00500	0.00500	0.0150		mg/L	1	10/26/10 08:24 PM
Methyl tert-butyl ether	<0.000300	0.000300	0.00100		mg/L	1	10/26/10 08:24 PM
Methylcyclohexane	<0.00500	0.00500	0.0150		mg/L	1	10/26/10 08:24 PM
Methylene chloride	<0.00250	0.00250	0.00250		mg/L	1	10/26/10 08:24 PM
o-Xylene	<0.000300	0.000300	0.00100		mg/L	1	10/26/10 08:24 PM
Styrene	<0.000200	0.000200	0.00100		mg/L	1	10/26/10 08:24 PM
Tetrachloroethene	<0.000600	0.000600	0.00200		mg/L	1	10/26/10 08:24 PM
Toluene	<0.000600	0.000600	0.00200		mg/L	1	10/26/10 08:24 PM
trans-1,2-Dichloroethene	<0.000200	0.000200	0.00100		mg/L	1	10/26/10 08:24 PM
trans-1,3-Dichloropropene	<0.000200	0.000200	0.00100		mg/L	1	10/26/10 08:24 PM
Trichloroethene	<0.000600	0.000600	0.00200		mg/L	1	10/26/10 08:24 PM
Trichlorofluoromethane	<0.000200	0.000200	0.00100		mg/L	1	10/26/10 08:24 PM
Vinyl chloride	<0.000100	0.000100	0.00100		mg/L	1	10/26/10 08:24 PM
Surr: 1,2-Dichloroethane-d4	92.9	0	72 - 119		%REC	1	10/26/10 08:24 PM
Surr: 4-Bromofluorobenzene	94.7	0	76 - 119		%REC	1	10/26/10 08:24 PM
Surr: Dibromofluoromethane	94.2	0	85 - 115		%REC	1	10/26/10 08:24 PM
Surr: Toluene-d8	101	0	81 - 120		%REC	1	10/26/10 08:24 PM

Qualifiers: See Final Page of Report for MQLs and MDLs

B	Analyte detected in the associated Method Blank	J	Analyte detected between SDL and RL
C	Sample Result or QC discussed in the Case Narrative	N	Parameter not NELAC certified
DF	Dilution Factor	ND	Not Detected at the SDL
E	TPH pattern not Gas or Diesel Range Pattern	RL	Reporting Limit (MQL adjusted for moisture and sample size)
		S	Spike Recovery outside control limits
		SDL	Sample Detection Limit

CLIENT: Geo Strata Environmental Consultants
Work Order: 1010156
Project: Hillcrest CEI - Baseline

ANALYTICAL QC SUMMARY REPORT

RunID: GC12_101022A

Sample ID:	LCS-43535	Batch ID:	43535		TestNo:		TX1005		Units:		mg/L
SampType:	LCS	Run ID:	GC12_101022A		Analysis Date:		10/22/10 09:02 AM		Prep Date:		10/21/10
Analyte		Result	RL	SPK value	Ref Val	%REC	LowLimit	HighLimit	%RPD	RPD Limit	Qual
T/R Hydrocarbons: C6-C35		23.6	2.00	25.00	0	94.2	75	125			
Surr: Isopropylbenzene		2.47		2.500		98.9	70	130			
Surr: Octacosane		2.49		2.500		99.5	70	130			

Sample ID:	LCSD-43535	Batch ID:	43535		TestNo:		TX1005		Units:		mg/L
SampType:	LCSD	Run ID:	GC12_101022A		Analysis Date:		10/22/10 09:11 AM		Prep Date:		10/21/10
Analyte		Result	RL	SPK value	Ref Val	%REC	LowLimit	HighLimit	%RPD	RPD Limit	Qual
T/R Hydrocarbons: C6-C35		23.3	2.00	25.00	0	93.0	75	125	1.29	20	
Surr: Isopropylbenzene		2.43		2.500		97.4	70	130	0	0	
Surr: Octacosane		2.48		2.500		99.1	70	130	0	0	

Sample ID:	MB-43535	Batch ID:	43535		TestNo:		TX1005		Units:		mg/L
SampType:	MBLK	Run ID:	GC12_101022A		Analysis Date:		10/22/10 09:20 AM		Prep Date:		10/21/10
Analyte		Result	RL	SPK value	Ref Val	%REC	LowLimit	HighLimit	%RPD	RPD Limit	Qual
T/R Hydrocarbons: C6-C12		<0.700	2.00								
T/R Hydrocarbons: >C12-C28		<0.700	2.00								
T/R Hydrocarbons: >C28-C35		<0.700	2.00								
T/R Hydrocarbons: C6-C35		<0.700	2.00								
Surr: Isopropylbenzene		2.48		2.500		99.3	70	130			
Surr: Octacosane		2.53		2.500		101	70	130			

Sample ID:	1010155-03BMS	Batch ID:	43535		TestNo:		TX1005		Units:		mg/L
SampType:	MS	Run ID:	GC12_101022A		Analysis Date:		10/22/10 10:14 AM		Prep Date:		10/21/10
Analyte		Result	RL	SPK value	Ref Val	%REC	LowLimit	HighLimit	%RPD	RPD Limit	Qual
T/R Hydrocarbons: C6-C35		21.4	1.95	24.33	0	87.8	75	125			
Surr: Isopropylbenzene		2.36		2.433		97.1	70	130			
Surr: Octacosane		2.38		2.433		97.7	70	130			

Sample ID:	1010155-03BMSD	Batch ID:	43535		TestNo:		TX1005		Units:		mg/L
SampType:	MSD	Run ID:	GC12_101022A		Analysis Date:		10/22/10 10:23 AM		Prep Date:		10/21/10
Analyte		Result	RL	SPK value	Ref Val	%REC	LowLimit	HighLimit	%RPD	RPD Limit	Qual
T/R Hydrocarbons: C6-C35		22.0	1.96	24.46	0	90.1	75	125	3.02	20	
Surr: Isopropylbenzene		2.46		2.446		101	70	130	0	0	
Surr: Octacosane		2.41		2.446		98.7	70	130	0	0	

Qualifiers:

B	Analyte detected in the associated Method Blank	R	RPD outside accepted control limits
DF	Dilution Factor	RL	Reporting Limit
J	Analyte detected between MDL and RL	S	Spike Recovery outside control limits
MDL	Method Detection Limit	J	Analyte detected between SDL and RL
ND	Not Detected at the Method Detection Limit	N	Parameter not NELAC certified

CLIENT: Geo Strata Environmental Consultants
Work Order: 1010156
Project: Hillcrest CEI - Baseline

ANALYTICAL QC SUMMARY REPORT

RunID: GC12_101022A

Sample ID:	ICV-101022	Batch ID:	R51919		TestNo:		TX1005		Units:		mg/L
SampType:	ICV	Run ID:	GC12_101022A		Analysis Date:		10/22/10 08:54 AM		Prep Date:		
Analyte		Result	RL	SPK value	Ref Val	%REC	LowLimit	HighLimit	%RPD	RPD Limit	Qual
T/R Hydrocarbons: C6-C35		1030	2.00	1000	0	103	75	125			
Surr: Isopropylbenzene		52.6		50.00		105	70	130			
Surr: Octacosane		50.3		50.00		101	70	130			

Sample ID:	CCV1-101022	Batch ID:	R51919		TestNo:		TX1005		Units:		mg/L
SampType:	CCV	Run ID:	GC12_101022A		Analysis Date:		10/22/10 10:32 AM		Prep Date:		
Analyte		Result	RL	SPK value	Ref Val	%REC	LowLimit	HighLimit	%RPD	RPD Limit	Qual
T/R Hydrocarbons: C6-C35		499	2.00	500.0	0	99.9	75	125			
Surr: Isopropylbenzene		26.2		25.00		105	70	130			
Surr: Octacosane		24.6		25.00		98.3	70	130			

Sample ID:	CCV2-101022	Batch ID:	R51919		TestNo:		TX1005		Units:		mg/L
SampType:	CCV	Run ID:	GC12_101022A		Analysis Date:		10/22/10 11:27 AM		Prep Date:		
Analyte		Result	RL	SPK value	Ref Val	%REC	LowLimit	HighLimit	%RPD	RPD Limit	Qual
T/R Hydrocarbons: C6-C35		509	2.00	500.0	0	102	75	125			
Surr: Isopropylbenzene		26.8		25.00		107	70	130			
Surr: Octacosane		25.2		25.00		101	70	130			

Qualifiers:

B	Analyte detected in the associated Method Blank	R	RPD outside accepted control limits
DF	Dilution Factor	RL	Reporting Limit
J	Analyte detected between MDL and RL	S	Spike Recovery outside control limits
MDL	Method Detection Limit	J	Analyte detected between SDL and RL
ND	Not Detected at the Method Detection Limit	N	Parameter not NELAC certified

CLIENT: Geo Strata Environmental Consultants
Work Order: 1010156
Project: Hillcrest CEI - Baseline

ANALYTICAL QC SUMMARY REPORT

RunID: GCMS6_101025A

Sample ID:	LCS-43558	Batch ID:	43558	TestNo:	SW8270C	Units:	mg/L
SampType:	LCS	Run ID:	GCMS6_101025A	Analysis Date:	10/25/10 11:01 AM	Prep Date:	10/25/10

Analyte	Result	RL	SPK value	Ref Val	%REC	LowLimit	HighLimit	%RPD	RPD Limit	Qual
Acenaphthene	0.00208	0.0000500	0.00400	0	51.9	50	110			
Acenaphthylene	0.00226	0.0000500	0.00400	0	56.6	55	110			
Anthracene	0.00222	0.0000500	0.00400	0	55.5	44	110			
Benzo[a]anthracene	0.00262	0.0000500	0.00400	0	65.6	48	115			
Benzo[a]pyrene	0.00256	0.0000500	0.00400	0	63.9	53	112			
Benzo[b]fluoranthene	0.00267	0.0000500	0.00400	0	66.9	52	117			
Benzo[g,h,i]perylene	0.00270	0.0000500	0.00400	0	67.6	60	114			
Benzo[k]fluoranthene	0.00259	0.0000500	0.00400	0	64.8	53	124			
Chrysene	0.00259	0.0000500	0.00400	0	64.8	54	122			
Dibenz[a,h]anthracene	0.00269	0.0000100	0.00400	0	67.2	51	120			
Fluoranthene	0.00252	0.0000500	0.00400	0	62.9	40	126			
Fluorene	0.00230	0.0000500	0.00400	0	57.5	54	110			
Indeno[1,2,3-cd]pyrene	0.00272	0.0000500	0.00400	0	67.9	57	116			
Naphthalene	0.00204	0.0000500	0.00400	0	50.9	44	110			
Phenanthrene	0.00221	0.0000500	0.00400	0	55.2	51	114			
Pyrene	0.00260	0.0000500	0.00400	0	65.1	53	120			
Surr: 2-Fluorobiphenyl	3.82		8.000		47.7	40	140			
Surr: 4-Terphenyl-d14	4.56		8.000		57.1	40	140			

Sample ID:	1010173-25CMS	Batch ID:	43558	TestNo:	SW8270C	Units:	mg/L
SampType:	MS	Run ID:	GCMS6_101025A	Analysis Date:	10/25/10 11:32 AM	Prep Date:	10/25/10

Analyte	Result	RL	SPK value	Ref Val	%REC	LowLimit	HighLimit	%RPD	RPD Limit	Qual
Acenaphthene	0.00302	0.0000500	0.00400	0	75.5	50	110			
Acenaphthylene	0.00332	0.0000500	0.00400	0	82.9	55	110			
Anthracene	0.00325	0.0000500	0.00400	0	81.2	44	110			
Benzo[a]anthracene	0.00380	0.0000500	0.00400	0	95.1	48	115			
Benzo[a]pyrene	0.00381	0.0000500	0.00400	0	95.1	53	112			
Benzo[b]fluoranthene	0.00396	0.0000500	0.00400	0	99.0	52	117			
Benzo[g,h,i]perylene	0.00417	0.0000500	0.00400	0	104	60	114			
Benzo[k]fluoranthene	0.00378	0.0000500	0.00400	0	94.4	53	124			
Chrysene	0.00366	0.0000500	0.00400	0	91.5	54	122			
Dibenz[a,h]anthracene	0.00409	0.0000100	0.00400	0	102	51	120			
Fluoranthene	0.00361	0.0000500	0.00400	0	90.3	40	126			
Fluorene	0.00339	0.0000500	0.00400	0	84.7	54	110			
Indeno[1,2,3-cd]pyrene	0.00408	0.0000500	0.00400	0	102	57	116			
Naphthalene	0.00280	0.0000500	0.00400	0	70.1	44	110			
Phenanthrene	0.00320	0.0000500	0.00400	0	79.9	51	114			
Pyrene	0.00381	0.0000500	0.00400	0	95.2	53	120			
Surr: 2-Fluorobiphenyl	4.72		8.000		59.0	40	140			
Surr: 4-Terphenyl-d14	5.36		8.000		67.0	40	140			

Sample ID:	1010173-25CMSD	Batch ID:	43558	TestNo:	SW8270C	Units:	mg/L
SampType:	MSD	Run ID:	GCMS6_101025A	Analysis Date:	10/25/10 12:02 PM	Prep Date:	10/25/10

Qualifiers:

B	Analyte detected in the associated Method Blank	R	RPD outside accepted control limits
DF	Dilution Factor	RL	Reporting Limit
J	Analyte detected between MDL and RL	S	Spike Recovery outside control limits
MDL	Method Detection Limit	J	Analyte detected between SDL and RL
ND	Not Detected at the Method Detection Limit	N	Parameter not NELAC certified

CLIENT: Geo Strata Environmental Consultants
Work Order: 1010156
Project: Hillcrest CEI - Baseline

ANALYTICAL QC SUMMARY REPORT

RunID: GCMS6_101025A

Analyte	Result	RL	SPK value	Ref Val	%REC	LowLimit	HighLimit	%RPD	RPD Limit	Qual
Acenaphthene	0.00312	0.0000500	0.00400	0	78.1	50	110	3.40	30	
Acenaphthylene	0.00349	0.0000500	0.00400	0	87.2	55	110	4.96	30	
Anthracene	0.00318	0.0000500	0.00400	0	79.5	44	110	2.07	30	
Benzo[a]anthracene	0.00383	0.0000500	0.00400	0	95.8	48	115	0.757	30	
Benzo[a]pyrene	0.00384	0.0000500	0.00400	0	96.0	53	112	0.933	30	
Benzo[b]fluoranthene	0.00394	0.0000500	0.00400	0	98.4	52	117	0.605	30	
Benzo[g,h,i]perylene	0.00410	0.0000500	0.00400	0	103	60	114	1.54	30	
Benzo[k]fluoranthene	0.00380	0.0000500	0.00400	0	95.0	53	124	0.631	30	
Chrysene	0.00375	0.0000500	0.00400	0	93.8	54	122	2.49	30	
Dibenz[a,h]anthracene	0.00398	0.0000100	0.00400	0	99.4	51	120	2.81	30	
Fluoranthene	0.00355	0.0000500	0.00400	0	88.7	40	126	1.78	30	
Fluorene	0.00342	0.0000500	0.00400	0	85.5	54	110	1.01	30	
Indeno[1,2,3-cd]pyrene	0.00398	0.0000500	0.00400	0	99.5	57	116	2.56	30	
Naphthalene	0.00318	0.0000500	0.00400	0	79.5	44	110	12.6	30	
Phenanthrene	0.00315	0.0000500	0.00400	0	78.7	51	114	1.54	30	
Pyrene	0.00383	0.0000500	0.00400	0	95.7	53	120	0.443	30	
Surr: 2-Fluorobiphenyl	4.49		8.000		56.1	40	140	0	0	
Surr: 4-Terphenyl-d14	5.07		8.000		63.4	40	140	0	0	

Sample ID:	MB-43558	Batch ID:	43558	TestNo:	SW8270C	Units:	mg/L
SampType:	MBLK	Run ID:	GCMS6_101025A	Analysis Date:	10/25/10 01:04 PM	Prep Date:	10/25/10

Analyte	Result	RL	SPK value	Ref Val	%REC	LowLimit	HighLimit	%RPD	RPD Limit	Qual
Acenaphthene	<0.0000250	0.0000500								
Acenaphthylene	<0.0000250	0.0000500								
Anthracene	<0.0000250	0.0000500								
Benzo[a]anthracene	<0.0000250	0.0000500								
Benzo[a]pyrene	<0.0000250	0.0000500								
Benzo[b]fluoranthene	<0.0000250	0.0000500								
Benzo[g,h,i]perylene	<0.0000250	0.0000500								
Benzo[k]fluoranthene	<0.0000250	0.0000500								
Chrysene	<0.0000250	0.0000500								
Dibenz[a,h]anthracene	<0.00000500	0.0000100								
Fluoranthene	<0.0000250	0.0000500								
Fluorene	<0.0000250	0.0000500								
Indeno[1,2,3-cd]pyrene	<0.0000250	0.0000500								
Naphthalene	<0.0000250	0.0000500								
Phenanthrene	<0.0000250	0.0000500								
Pyrene	<0.0000250	0.0000500								
Surr: 2-Fluorobiphenyl	4.65		8.000		58.1	40	140			
Surr: 4-Terphenyl-d14	5.35		8.000		66.9	40	140			

Qualifiers:				
	B	Analyte detected in the associated Method Blank	R	RPD outside accepted control limits
	DF	Dilution Factor	RL	Reporting Limit
	J	Analyte detected between MDL and RL	S	Spike Recovery outside control limits
	MDL	Method Detection Limit	J	Analyte detected between SDL and RL
	ND	Not Detected at the Method Detection Limit	N	Parameter not NELAC certified

CLIENT: Geo Strata Environmental Consultants
Work Order: 1010156
Project: Hillcrest CEI - Baseline

ANALYTICAL QC SUMMARY REPORT

RunID: GCMS6_101025A

Sample ID:	ICV-101025	Batch ID:	R51958		TestNo:		SW8270C		Units:		mg/L
SampType:	ICV	Run ID:	GCMS6_101025A		Analysis Date:		10/25/10 10:30 AM		Prep Date:		
Analyte		Result	RL	SPK value	Ref Val	%REC	LowLimit	HighLimit	%RPD	RPD Limit	Qual
Acenaphthene		1.89	0.0000500	2.00	0	94.3	80	120			
Acenaphthylene		2.06	0.0000500	2.00	0	103	80	120			
Anthracene		1.81	0.0000500	2.00	0	90.7	80	120			
Benzo[a]anthracene		2.02	0.0000500	2.00	0	101	80	120			
Benzo[a]pyrene		1.95	0.0000500	2.00	0	97.3	80	120			
Benzo[b]fluoranthene		2.03	0.0000500	2.00	0	102	80	120			
Benzo[g,h,i]perylene		2.06	0.0000500	2.00	0	103	80	120			
Benzo[k]fluoranthene		1.94	0.0000500	2.00	0	96.9	80	120			
Chrysene		1.93	0.0000500	2.00	0	96.7	80	120			
Dibenz[a,h]anthracene		2.06	0.0000100	2.00	0	103	80	120			
Fluoranthene		2.12	0.0000500	2.00	0	106	80	120			
Fluorene		1.96	0.0000500	2.00	0	98.1	80	120			
Indeno[1,2,3-cd]pyrene		2.09	0.0000500	2.00	0	104	80	120			
Naphthalene		1.94	0.0000500	2.00	0	96.9	80	120			
Phenanthrene		1.74	0.0000500	2.00	0	87.1	80	120			
Pyrene		2.27	0.0000500	2.00	0	114	80	120			
Surr: 2-Fluorobiphenyl		1750		2000		87.7	40	140			
Surr: 4-Terphenyl-d14		1810		2000		90.5	40	140			

Qualifiers:				
	B	Analyte detected in the associated Method Blank	R	RPD outside accepted control limits
	DF	Dilution Factor	RL	Reporting Limit
	J	Analyte detected between MDL and RL	S	Spike Recovery outside control limits
	MDL	Method Detection Limit	J	Analyte detected between SDL and RL
	ND	Not Detected at the Method Detection Limit	N	Parameter not NELAC certified

CLIENT: Geo Strata Environmental Consultants
Work Order: 1010156
Project: Hillcrest CEI - Baseline

ANALYTICAL QC SUMMARY REPORT

RunID: GCMS7_101026A

Sample ID:	LCS-43586	Batch ID:	43586	TestNo:	SW8260B	Units:	mg/L
SampType:	LCS	Run ID:	GCMS7_101026A	Analysis Date:	10/26/10 11:53 AM	Prep Date:	10/26/10

Analyte	Result	RL	SPK value	Ref Val	%REC	LowLimit	HighLimit	%RPD	RPD Limit	Qual
1,1,1-Trichloroethane	0.0215	0.00100	0.0232	0	92.8	67	132			
1,1,2,2-Tetrachloroethane	0.0274	0.00100	0.0232	0	118	63	128			
1,1,2-Trichloroethane	0.0222	0.00100	0.0232	0	95.6	75	125			
1,1,2-Trichlorotrifluoroethane	0.0227	0.0150	0.0232	0	98.0	67	125			
1,1-Dichloroethane	0.0225	0.00100	0.0232	0	96.9	69	133			
1,1-Dichloroethene	0.0228	0.00100	0.0232	0	98.1	68	130			
1,2,4-Trichlorobenzene	0.0204	0.00500	0.0232	0	88.1	66	134			
1,2-Dibromo-3-chloropropane	0.0224	0.0100	0.0232	0	96.6	50	132			
1,2-Dibromoethane	0.0242	0.00100	0.0232	0	104	80	121			
1,2-Dichlorobenzene	0.0250	0.00100	0.0232	0	108	75	122			
1,2-Dichloroethane	0.0208	0.00100	0.0232	0	89.8	69	132			
1,2-Dichloropropane	0.0229	0.00100	0.0232	0	98.6	75	125			
1,3-Dichlorobenzene	0.0252	0.00100	0.0232	0	108	75	124			
1,4-Dichlorobenzene	0.0245	0.00100	0.0232	0	106	74	123			
2-Butanone	0.0195	0.0150	0.0232	0	84.0	49	136			
2-Hexanone	0.0229	0.0150	0.0232	0	98.8	50	150			
4-Methyl-2-pentanone	0.0227	0.0150	0.0232	0	98.0	60	134			
Acetone	0.0201	0.0150	0.0232	0	86.6	40	135			
Benzene	0.0235	0.00100	0.0232	0	101	81	122			
Bromodichloromethane	0.0226	0.00100	0.0232	0	97.6	76	121			
Bromoform	0.0260	0.00100	0.0232	0	112	69	128			
Bromomethane	0.0225	0.00100	0.0232	0	96.9	53	141			
Carbon disulfide	0.0199	0.0150	0.0232	0	85.6	50	150			
Carbon tetrachloride	0.0238	0.00100	0.0232	0	103	66	138			
Chlorobenzene	0.0241	0.00100	0.0232	0	104	81	122			
Chloroethane	0.0208	0.00100	0.0232	0	89.6	58	133			
Chloroform	0.0218	0.00100	0.0232	0	94.0	69	128			
Chloromethane	0.0200	0.00100	0.0232	0	86.3	56	131			
cis-1,2-Dichloroethene	0.0227	0.00100	0.0232	0	97.8	72	126			
cis-1,3-Dichloropropene	0.0245	0.00100	0.0232	0	106	69	131			
Cyclohexane	0.0229	0.0150	0.0232	0	98.8	40	161			N
Dibromochloromethane	0.0241	0.00100	0.0232	0	104	66	133			
Dichlorodifluoromethane	0.0208	0.00100	0.0232	0	89.6	53	153			
Ethylbenzene	0.0251	0.00100	0.0232	0	108	80	120			
Isopropylbenzene	0.0262	0.00100	0.0232	0	113	75	127			
m,p-Xylene	0.0514	0.00200	0.0464	0	111	80	120			
Methyl Acetate	0.0197	0.0150	0.0232	0	85.0	50	150			
Methyl tert-butyl ether	0.0213	0.00100	0.0232	0	91.9	68	123			
Methylcyclohexane	0.0215	0.0150	0.0232	0	92.5	70	130			
Methylene chloride	0.0223	0.00250	0.0232	0	95.9	63	137			
o-Xylene	0.0262	0.00100	0.0232	0	113	80	120			
Styrene	0.0256	0.00100	0.0232	0	110	65	134			
Tetrachloroethene	0.0258	0.00200	0.0232	0	111	66	128			
Toluene	0.0232	0.00200	0.0232	0	99.8	80	120			

Qualifiers:

B	Analyte detected in the associated Method Blank	R	RPD outside accepted control limits
DF	Dilution Factor	RL	Reporting Limit
J	Analyte detected between MDL and RL	S	Spike Recovery outside control limits
MDL	Method Detection Limit	J	Analyte detected between SDL and RL
ND	Not Detected at the Method Detection Limit	N	Parameter not NELAC certified

CLIENT: Geo Strata Environmental Consultants
Work Order: 1010156
Project: Hillcrest CEI - Baseline

ANALYTICAL QC SUMMARY REPORT

RunID: GCMS7_101026A

trans-1,2-Dichloroethene	0.0224	0.00100	0.0232	0	96.7	63	137
trans-1,3-Dichloropropene	0.0240	0.00100	0.0232	0	103	59	135
Trichloroethene	0.0221	0.00200	0.0232	0	95.3	70	127
Trichlorofluoromethane	0.0212	0.00100	0.0232	0	91.4	57	129
Vinyl chloride	0.0216	0.00100	0.0232	0	93.1	50	134
Surr: 1,2-Dichloroethane-d4	183		200.0		91.3	72	119
Surr: 4-Bromofluorobenzene	189		200.0		94.5	76	119
Surr: Dibromofluoromethane	188		200.0		93.9	85	115
Surr: Toluene-d8	204		200.0		102	81	120

Sample ID:	MB-43586	Batch ID:	43586	TestNo:	SW8260B	Units:	mg/L
SampType:	MBLK	Run ID:	GCMS7_101026A	Analysis Date:	10/26/10 01:10 PM	Prep Date:	10/26/10

Analyte	Result	RL	SPK value	Ref Val	%REC	LowLimit	HighLimit	%RPD	RPD Limit	Qual
1,1,1-Trichloroethane	<0.000200	0.00100								
1,1,2,2-Tetrachloroethane	<0.000200	0.00100								
1,1,2-Trichloroethane	<0.000200	0.00100								
1,1,2-Trichlorotrifluoroethane	<0.00500	0.0150								
1,1-Dichloroethane	<0.000200	0.00100								
1,1-Dichloroethene	<0.000200	0.00100								
1,2,4-Trichlorobenzene	<0.00150	0.00500								
1,2-Dibromo-3-chloropropane	<0.00300	0.0100								
1,2-Dibromoethane	<0.000200	0.00100								
1,2-Dichlorobenzene	<0.000300	0.00100								
1,2-Dichloroethane	<0.000300	0.00100								
1,2-Dichloropropane	<0.000200	0.00100								
1,3-Dichlorobenzene	<0.000300	0.00100								
1,4-Dichlorobenzene	<0.000300	0.00100								
2-Butanone	<0.00500	0.0150								
2-Hexanone	<0.00500	0.0150								
4-Methyl-2-pentanone	<0.00500	0.0150								
Acetone	<0.00500	0.0150								
Benzene	<0.000200	0.00100								
Bromodichloromethane	<0.000200	0.00100								
Bromoform	<0.000200	0.00100								
Bromomethane	<0.000300	0.00100								
Carbon disulfide	<0.00500	0.0150								
Carbon tetrachloride	<0.000200	0.00100								
Chlorobenzene	<0.000200	0.00100								
Chloroethane	<0.000300	0.00100								
Chloroform	<0.000300	0.00100								
Chloromethane	<0.000300	0.00100								
cis-1,2-Dichloroethene	<0.000200	0.00100								
cis-1,3-Dichloropropene	<0.000200	0.00100								
Cyclohexane	<0.00500	0.0150								N
Dibromochloromethane	<0.000200	0.00100								
Dichlorodifluoromethane	<0.000200	0.00100								
Ethylbenzene	<0.000300	0.00100								

Qualifiers:

B	Analyte detected in the associated Method Blank	R	RPD outside accepted control limits
DF	Dilution Factor	RL	Reporting Limit
J	Analyte detected between MDL and RL	S	Spike Recovery outside control limits
MDL	Method Detection Limit	J	Analyte detected between SDL and RL
ND	Not Detected at the Method Detection Limit	N	Parameter not NELAC certified

CLIENT: Geo Strata Environmental Consultants
Work Order: 1010156
Project: Hillcrest CEI - Baseline

ANALYTICAL QC SUMMARY REPORT

RunID: GCMS7_101026A

Isopropylbenzene	<0.000200	0.00100					
m,p-Xylene	<0.000600	0.00200					
Methyl Acetate	<0.00500	0.0150					
Methyl tert-butyl ether	<0.000300	0.00100					
Methylcyclohexane	<0.00500	0.0150					
Methylene chloride	<0.00250	0.00250					
o-Xylene	<0.000300	0.00100					
Styrene	<0.000200	0.00100					
Tetrachloroethene	<0.000600	0.00200					
Toluene	<0.000600	0.00200					
trans-1,2-Dichloroethene	<0.000200	0.00100					
trans-1,3-Dichloropropene	<0.000200	0.00100					
Trichloroethene	<0.000600	0.00200					
Trichlorofluoromethane	<0.000200	0.00100					
Vinyl chloride	<0.000100	0.00100					
Surr: 1,2-Dichloroethane-d4	182		200.0	91.0	72	119	
Surr: 4-Bromofluorobenzene	192		200.0	95.8	76	119	
Surr: Dibromofluoromethane	187		200.0	93.5	85	115	
Surr: Toluene-d8	204		200.0	102	81	120	

Sample ID:	1010155-03AMS	Batch ID:	43586	TestNo:	SW8260B		Units:	mg/L	
SampType:	MS	Run ID:	GCMS7_101026A	Analysis Date:	10/26/10 10:06 PM		Prep Date:	10/26/10	
Analyte		Result	RL	SPK value	Ref Val	%REC	LowLimit	HighLimit	%RPD	RPD Limit	Qual
1,1,1-Trichloroethane		0.0221	0.00100	0.0232	0	95.3	67	132			
1,1,2,2-Tetrachloroethane		0.0271	0.00100	0.0232	0	117	63	128			
1,1,2-Trichloroethane		0.0224	0.00100	0.0232	0	96.5	75	125			
1,1,2-Trichlorotrifluoroethane		0.0227	0.0150	0.0232	0	98.0	67	125			
1,1-Dichloroethane		0.0274	0.00100	0.0232	0.00506	96.4	69	133			
1,1-Dichloroethene		0.0290	0.00100	0.0232	0.00607	99.0	68	130			
1,2,4-Trichlorobenzene		0.0199	0.00500	0.0232	0	85.6	66	134			
1,2-Dibromo-3-chloropropane		0.0214	0.0100	0.0232	0	92.1	50	132			
1,2-Dibromoethane		0.0236	0.00100	0.0232	0	102	80	121			
1,2-Dichlorobenzene		0.0249	0.00100	0.0232	0	107	75	125			
1,2-Dichloroethane		0.0218	0.00100	0.0232	0	93.8	68	132			
1,2-Dichloropropane		0.0228	0.00100	0.0232	0	98.3	75	125			
1,3-Dichlorobenzene		0.0250	0.00100	0.0232	0	108	75	124			
1,4-Dichlorobenzene		0.0244	0.00100	0.0232	0	105	74	123			
2-Butanone		0.0201	0.0150	0.0232	0	86.7	49	136			
2-Hexanone		0.0218	0.0150	0.0232	0	93.8	50	150			
4-Methyl-2-pentanone		0.0223	0.0150	0.0232	0	96.1	60	135			
Acetone		0.0227	0.0150	0.0232	0	97.8	40	135			
Benzene		0.0237	0.00100	0.0232	0	102	81	120			
Bromodichloromethane		0.0229	0.00100	0.0232	0	98.8	76	121			
Bromoform		0.0241	0.00100	0.0232	0	104	69	128			
Bromomethane		0.0240	0.00100	0.0232	0	103	53	141			
Carbon disulfide		0.0188	0.0150	0.0232	0	80.9	50	150			
Carbon tetrachloride		0.0240	0.00100	0.0232	0	104	66	138			

Qualifiers:

B	Analyte detected in the associated Method Blank	R	RPD outside accepted control limits
DF	Dilution Factor	RL	Reporting Limit
J	Analyte detected between MDL and RL	S	Spike Recovery outside control limits
MDL	Method Detection Limit	J	Analyte detected between SDL and RL
ND	Not Detected at the Method Detection Limit	N	Parameter not NELAC certified

CLIENT: Geo Strata Environmental Consultants
Work Order: 1010156
Project: Hillcrest CEI - Baseline

ANALYTICAL QC SUMMARY REPORT

RunID: GCMS7_101026A

Chlorobenzene	0.0242	0.00100	0.0232	0	104	81	122	
Chloroethane	0.0224	0.00100	0.0232	0	96.7	58	133	
Chloroform	0.0223	0.00100	0.0232	0	96.1	69	128	
Chloromethane	0.0202	0.00100	0.0232	0	87.3	56	131	
cis-1,2-Dichloroethene	0.0230	0.00100	0.0232	0	99.0	72	126	
cis-1,3-Dichloropropene	0.0225	0.00100	0.0232	0	96.9	69	131	
Cyclohexane	0.0224	0.0150	0.0232	0	96.7	40	161	N
Dibromochloromethane	0.0233	0.00100	0.0232	0	101	66	133	
Dichlorodifluoromethane	0.0212	0.00100	0.0232	0	91.6	53	153	
Ethylbenzene	0.0248	0.00100	0.0232	0	107	80	120	
Isopropylbenzene	0.0262	0.00100	0.0232	0	113	75	127	
m,p-Xylene	0.0512	0.00200	0.0464	0	110	80	120	
Methyl Acetate	0.0163	0.0150	0.0232	0	70.4	50	150	
Methyl tert-butyl ether	0.0215	0.00100	0.0232	0	92.6	68	123	
Methylcyclohexane	0.0208	0.0150	0.0232	0	89.7	70	130	
Methylene chloride	0.0229	0.00250	0.0232	0	98.5	63	137	
o-Xylene	0.0258	0.00100	0.0232	0	111	80	120	
Styrene	0.0245	0.00100	0.0232	0	106	65	134	
Tetrachloroethene	0.0255	0.00200	0.0232	0	110	66	128	
Toluene	0.0232	0.00200	0.0232	0	100	80	120	
trans-1,2-Dichloroethene	0.0226	0.00100	0.0232	0	97.5	63	137	
trans-1,3-Dichloropropene	0.0226	0.00100	0.0232	0	97.4	59	135	
Trichloroethene	0.0219	0.00200	0.0232	0	94.5	70	127	
Trichlorofluoromethane	0.0233	0.00100	0.0232	0	101	57	129	
Vinyl chloride	0.0214	0.00100	0.0232	0.00010	91.9	50	134	
Surr: 1,2-Dichloroethane-d4	186		200.0		93.2	72	119	
Surr: 4-Bromofluorobenzene	187		200.0		93.7	76	119	
Surr: Dibromofluoromethane	190		200.0		95.1	85	115	
Surr: Toluene-d8	203		200.0		101	81	120	

Sample ID:	1010155-03AMSD	Batch ID:	43586	TestNo:	SW8260B	Units:	mg/L
SampType:	MSD	Run ID:	GCMS7_101026A	Analysis Date:	10/26/10 10:32 PM	Prep Date:	10/26/10

Analyte	Result	RL	SPK value	Ref Val	%REC	LowLimit	HighLimit	%RPD	RPD Limit	Qual
1,1,1-Trichloroethane	0.0220	0.00100	0.0232	0	94.8	67	132	0.454	20	
1,1,2,2-Tetrachloroethane	0.0274	0.00100	0.0232	0	118	63	128	0.844	20	
1,1,2-Trichloroethane	0.0222	0.00100	0.0232	0	95.8	75	125	0.672	20	
1,1,2-Trichlorotrifluoroethane	0.0226	0.0150	0.0232	0	97.2	67	125	0.751	20	
1,1-Dichloroethane	0.0274	0.00100	0.0232	0.00506	96.1	69	133	0.219	20	
1,1-Dichloroethene	0.0291	0.00100	0.0232	0.00607	99.2	68	130	0.172	20	
1,2,4-Trichlorobenzene	0.0198	0.00500	0.0232	0	85.3	66	134	0.454	20	
1,2-Dibromo-3-chloropropane	0.0212	0.0100	0.0232	0	91.5	50	132	0.658	20	
1,2-Dibromoethane	0.0235	0.00100	0.0232	0	101	80	121	0.467	20	
1,2-Dichlorobenzene	0.0248	0.00100	0.0232	0	107	75	125	0.443	20	
1,2-Dichloroethane	0.0218	0.00100	0.0232	0	93.8	68	132	0.046	20	
1,2-Dichloropropane	0.0228	0.00100	0.0232	0	98.3	75	125	0	20	
1,3-Dichlorobenzene	0.0249	0.00100	0.0232	0	107	75	124	0.401	20	
1,4-Dichlorobenzene	0.0243	0.00100	0.0232	0	105	74	123	0.164	20	

Qualifiers:

B	Analyte detected in the associated Method Blank	R	RPD outside accepted control limits
DF	Dilution Factor	RL	Reporting Limit
J	Analyte detected between MDL and RL	S	Spike Recovery outside control limits
MDL	Method Detection Limit	J	Analyte detected between SDL and RL
ND	Not Detected at the Method Detection Limit	N	Parameter not NELAC certified

CLIENT: Geo Strata Environmental Consultants
Work Order: 1010156
Project: Hillcrest CEI - Baseline

ANALYTICAL QC SUMMARY REPORT

RunID: GCMS7_101026A

2-Butanone	0.0214	0.0150	0.0232	0	92.0	49	136	5.93	20	
2-Hexanone	0.0217	0.0150	0.0232	0	93.6	50	150	0.138	20	
4-Methyl-2-pentanone	0.0224	0.0150	0.0232	0	96.7	60	135	0.626	20	
Acetone	0.0227	0.0150	0.0232	0	97.7	40	135	0.132	20	
Benzene	0.0236	0.00100	0.0232	0	102	81	120	0.508	20	
Bromodichloromethane	0.0225	0.00100	0.0232	0	97.1	76	121	1.76	20	
Bromoform	0.0238	0.00100	0.0232	0	103	69	128	1.00	20	
Bromomethane	0.0240	0.00100	0.0232	0	103	53	141	0.125	20	
Carbon disulfide	0.0190	0.0150	0.0232	0	81.9	50	150	1.16	20	
Carbon tetrachloride	0.0238	0.00100	0.0232	0	103	66	138	1.00	20	
Chlorobenzene	0.0241	0.00100	0.0232	0	104	81	122	0.704	20	
Chloroethane	0.0219	0.00100	0.0232	0	94.2	58	133	2.57	20	
Chloroform	0.0225	0.00100	0.0232	0	96.9	69	128	0.804	20	
Chloromethane	0.0201	0.00100	0.0232	0	86.4	56	131	0.993	20	
cis-1,2-Dichloroethene	0.0230	0.00100	0.0232	0	98.9	72	126	0.087	20	
cis-1,3-Dichloropropene	0.0227	0.00100	0.0232	0	97.9	69	131	0.973	20	
Cyclohexane	0.0220	0.0150	0.0232	0	94.7	40	161	2.12	20	N
Dibromochloromethane	0.0234	0.00100	0.0232	0	101	66	133	0.300	20	
Dichlorodifluoromethane	0.0208	0.00100	0.0232	0	89.7	53	153	2.09	20	
Ethylbenzene	0.0246	0.00100	0.0232	0	106	80	120	0.688	20	
Isopropylbenzene	0.0258	0.00100	0.0232	0	111	75	127	1.54	20	
m,p-Xylene	0.0507	0.00200	0.0464	0	109	80	120	1.08	20	
Methyl Acetate	0.0158	0.0150	0.0232	0	68.3	50	150	3.04	20	
Methyl tert-butyl ether	0.0217	0.00100	0.0232	0	93.5	68	123	0.972	20	
Methylcyclohexane	0.0206	0.0150	0.0232	0	88.6	70	130	1.21	20	
Methylene chloride	0.0226	0.00250	0.0232	0	97.4	63	137	1.14	20	
o-Xylene	0.0258	0.00100	0.0232	0	111	80	120	0.116	20	
Styrene	0.0243	0.00100	0.0232	0	105	65	134	0.901	20	
Tetrachloroethene	0.0252	0.00200	0.0232	0	109	66	128	1.03	20	
Toluene	0.0234	0.00200	0.0232	0	101	80	120	0.643	20	
trans-1,2-Dichloroethene	0.0225	0.00100	0.0232	0	97.1	63	137	0.443	20	
trans-1,3-Dichloropropene	0.0222	0.00100	0.0232	0	95.6	59	135	1.83	20	
Trichloroethene	0.0220	0.00200	0.0232	0	94.9	70	127	0.410	20	
Trichlorofluoromethane	0.0226	0.00100	0.0232	0	97.5	57	129	3.13	20	
Vinyl chloride	0.0211	0.00100	0.0232	0.00010	90.3	50	134	1.74	20	
Surr: 1,2-Dichloroethane-d4	187		200.0		93.6	72	119	0	0	
Surr: 4-Bromofluorobenzene	187		200.0		93.7	76	119	0	0	
Surr: Dibromofluoromethane	191		200.0		95.3	85	115	0	0	
Surr: Toluene-d8	205		200.0		102	81	120	0	0	

Qualifiers:

B	Analyte detected in the associated Method Blank	R	RPD outside accepted control limits
DF	Dilution Factor	RL	Reporting Limit
J	Analyte detected between MDL and RL	S	Spike Recovery outside control limits
MDL	Method Detection Limit	J	Analyte detected between SDL and RL
ND	Not Detected at the Method Detection Limit	N	Parameter not NELAC certified

CLIENT: Geo Strata Environmental Consultants
Work Order: 1010156
Project: Hillcrest CEI - Baseline

ANALYTICAL QC SUMMARY REPORT

RunID: GCMS7_101026A

Sample ID:	ICV-101026	Batch ID:	R51980		TestNo:		SW8260B		Units:		mg/L
SampType:	ICV	Run ID:	GCMS7_101026A		Analysis Date:		10/26/10 11:18 AM		Prep Date:		
Analyte		Result	RL	SPK value	Ref Val	%REC	LowLimit	HighLimit	%RPD	RPD Limit	Qual
1,1,1-Trichloroethane		0.0435	0.00100	0.0464	0	93.8	70	130			
1,1,2,2-Tetrachloroethane		0.0550	0.00100	0.0464	0	118	70	130			
1,1,2-Trichloroethane		0.0440	0.00100	0.0464	0	94.9	70	130			
1,1,2-Trichlorotrifluoroethane		0.0444	0.0150	0.0464	0	95.6	70	130			
1,1-Dichloroethane		0.0451	0.00100	0.0464	0	97.2	70	130			
1,1-Dichloroethene		0.0446	0.00100	0.0464	0	96.2	80	120			
1,2,4-Trichlorobenzene		0.0427	0.00500	0.0464	0	92.0	70	130			
1,2-Dibromo-3-chloropropane		0.0466	0.0100	0.0464	0	100	70	130			
1,2-Dibromoethane		0.0495	0.00100	0.0464	0	107	70	130			
1,2-Dichlorobenzene		0.0508	0.00100	0.0464	0	109	70	130			
1,2-Dichloroethane		0.0420	0.00100	0.0464	0	90.5	70	130			
1,2-Dichloropropane		0.0462	0.00100	0.0464	0	99.5	70	130			
1,3-Dichlorobenzene		0.0510	0.00100	0.0464	0	110	70	130			
1,4-Dichlorobenzene		0.0490	0.00100	0.0464	0	106	70	130			
2-Butanone		0.0367	0.0150	0.0464	0	79.0	70	130			
2-Hexanone		0.0473	0.0150	0.0464	0	102	70	130			
4-Methyl-2-pentanone		0.0465	0.0150	0.0464	0	100	70	130			
Acetone		0.0403	0.0150	0.0464	0	86.8	70	130			
Benzene		0.0465	0.00100	0.0464	0	100	70	130			
Bromodichloromethane		0.0464	0.00100	0.0464	0	99.9	70	130			
Bromoform		0.0538	0.00100	0.0464	0	116	70	130			
Bromomethane		0.0374	0.00100	0.0464	0	80.7	70	130			
Carbon disulfide		0.0393	0.0150	0.0464	0	84.8	70	130			
Carbon tetrachloride		0.0494	0.00100	0.0464	0	106	70	130			
Chlorobenzene		0.0477	0.00100	0.0464	0	103	70	130			
Chloroethane		0.0330	0.00100	0.0464	0	71.1	70	130			
Chloroform		0.0439	0.00100	0.0464	0	94.7	80	120			
Chloromethane		0.0378	0.00100	0.0464	0	81.5	70	130			
cis-1,2-Dichloroethene		0.0454	0.00100	0.0464	0	97.9	70	130			
cis-1,3-Dichloropropene		0.0499	0.00100	0.0464	0	108	70	130			
Cyclohexane		0.0451	0.0150	0.0464	0	97.2	70	130			N
Dibromochloromethane		0.0517	0.00100	0.0464	0	111	70	130			
Dichlorodifluoromethane		0.0405	0.00100	0.0464	0	87.3	70	130			
Ethylbenzene		0.0498	0.00100	0.0464	0	107	80	120			
Isopropylbenzene		0.0510	0.00100	0.0464	0	110	70	130			
m,p-Xylene		0.100	0.00200	0.0928	0	108	70	130			
Methyl Acetate		0.0388	0.0150	0.0464	0	83.7	70	130			
Methyl tert-butyl ether		0.0432	0.00100	0.0464	0	93.1	70	130			
Methylcyclohexane		0.0424	0.0150	0.0464	0	91.3	70	130			
Methylene chloride		0.0454	0.00250	0.0464	0	97.8	70	130			
o-Xylene		0.0512	0.00100	0.0464	0	110	70	130			
Styrene		0.0501	0.00100	0.0464	0	108	70	130			
Tetrachloroethene		0.0530	0.00200	0.0464	0	114	70	130			
Toluene		0.0461	0.00200	0.0464	0	99.4	80	120			

Qualifiers:

B	Analyte detected in the associated Method Blank	R	RPD outside accepted control limits
DF	Dilution Factor	RL	Reporting Limit
J	Analyte detected between MDL and RL	S	Spike Recovery outside control limits
MDL	Method Detection Limit	J	Analyte detected between SDL and RL
ND	Not Detected at the Method Detection Limit	N	Parameter not NELAC certified

CLIENT: Geo Strata Environmental Consultants
Work Order: 1010156
Project: Hillcrest CEI - Baseline

ANALYTICAL QC SUMMARY REPORT

RunID: GCMS7_101026A

trans-1,2-Dichloroethene	0.0453	0.00100	0.0464	0	97.7	70	130
trans-1,3-Dichloropropene	0.0495	0.00100	0.0464	0	107	70	130
Trichloroethene	0.0442	0.00200	0.0464	0	95.3	70	130
Trichlorofluoromethane	0.0348	0.00100	0.0464	0	75.0	70	130
Vinyl chloride	0.0422	0.00100	0.0464	0	90.9	80	120
Surr: 1,2-Dichloroethane-d4	183		200.0		91.7	72	119
Surr: 4-Bromofluorobenzene	189		200.0		94.5	76	119
Surr: Dibromofluoromethane	190		200.0		94.9	85	115
Surr: Toluene-d8	209		200.0		105	81	120

Qualifiers:

B	Analyte detected in the associated Method Blank	R	RPD outside accepted control limits
DF	Dilution Factor	RL	Reporting Limit
J	Analyte detected between MDL and RL	S	Spike Recovery outside control limits
MDL	Method Detection Limit	J	Analyte detected between SDL and RL
ND	Not Detected at the Method Detection Limit	N	Parameter not NELAC certified

CLIENT: Geo Strata Environmental Consultants
Work Order: 1010156
Project: Hillcrest CEI - Baseline

MQL SUMMARY REPORT

TestNo: TX1005 Analyte	MDL mg/L	MQL mg/L
T/R Hydrocarbons: >C12-C28	0.700	2.00
T/R Hydrocarbons: >C28-C35	0.700	2.00
T/R Hydrocarbons: C6-C12	0.700	2.00
T/R Hydrocarbons: C6-C35	0.700	2.00

TestNo: SW8260B Analyte	MDL mg/L	MQL mg/L
1,1,1-Trichloroethane	0.000200	0.00100
1,1,2,2-Tetrachloroethane	0.000200	0.00100
1,1,2-Trichloroethane	0.000200	0.00100
1,1,2-Trichlorotrifluoroethane	0.00500	0.0150
1,1-Dichloroethane	0.000200	0.00100
1,1-Dichloroethene	0.000200	0.00100
1,2,4-Trichlorobenzene	0.00150	0.00500
1,2-Dibromo-3-chloropropane	0.00300	0.0100
1,2-Dibromoethane	0.000200	0.00100
1,2-Dichlorobenzene	0.000300	0.00100
1,2-Dichloroethane	0.000300	0.00100
1,2-Dichloropropane	0.000200	0.00100
1,3-Dichlorobenzene	0.000300	0.00100
1,4-Dichlorobenzene	0.000300	0.00100
2-Butanone	0.00500	0.0150
2-Hexanone	0.00500	0.0150
4-Methyl-2-pentanone	0.00500	0.0150
Acetone	0.00500	0.0150
Benzene	0.000200	0.00100
Bromodichloromethane	0.000200	0.00100
Bromoform	0.000200	0.00100
Bromomethane	0.000300	0.00100
Carbon disulfide	0.00500	0.0150
Carbon tetrachloride	0.000200	0.00100
Chlorobenzene	0.000200	0.00100
Chloroethane	0.000300	0.00100
Chloroform	0.000300	0.00100
Chloromethane	0.000300	0.00100
cis-1,2-Dichloroethene	0.000200	0.00100
cis-1,3-Dichloropropene	0.000200	0.00100
Cyclohexane	0.00500	0.0150
Dibromochloromethane	0.000200	0.00100
Dichlorodifluoromethane	0.000200	0.00100
Ethylbenzene	0.000300	0.00100
Isopropylbenzene	0.000200	0.00100
m,p-Xylene	0.000600	0.00200
Methyl Acetate	0.00500	0.0150
Methyl tert-butyl ether	0.000300	0.00100
Methylcyclohexane	0.00500	0.0150
Methylene chloride	0.00250	0.00250
o-Xylene	0.000300	0.00100
Styrene	0.000200	0.00100
Tetrachloroethene	0.000600	0.00200
Toluene	0.000600	0.00200
trans-1,2-Dichloroethene	0.000200	0.00100
trans-1,3-Dichloropropene	0.000200	0.00100
Trichloroethene	0.000600	0.00200
Trichlorofluoromethane	0.000200	0.00100
Vinyl chloride	0.000100	0.00100

TestNo: SW8270C Analyte	MDL mg/L	MQL mg/L
Acenaphthene	0.0000250	0.0000500
Acenaphthylene	0.0000250	0.0000500
Anthracene	0.0000250	0.0000500
Benzo[a]anthracene	0.0000250	0.0000500
Benzo[a]pyrene	0.0000250	0.0000500
Benzo[b]fluoranthene	0.0000250	0.0000500
Benzo[g,h,i]perylene	0.0000250	0.0000500
Benzo[k]fluoranthene	0.0000250	0.0000500
Chrysene	0.0000250	0.0000500
Dibenz[a,h]anthracene	0.00000500	0.0000100
Fluoranthene	0.0000250	0.0000500
Fluorene	0.0000250	0.0000500
Indeno[1,2,3-cd]pyrene	0.0000250	0.0000500
Naphthalene	0.0000250	0.0000500
Phenanthrene	0.0000250	0.0000500
Pyrene	0.0000250	0.0000500

Qualifiers:
MQL - Method Quantitation Limit as defined by TRRP
MDL - Method Detection Limit as defined by TRRP

November 08, 2010

Suzanne Green
Geo Strata Environmental Consultants
4718 College Park
San Antonio, TX 78249

TEL: (210) 492-2558
FAX: (210) 492-8935

Order No: 1010157

RE: Hillcrest CEI

Dear Suzanne Green:

DHL Analytical received 10 sample(s) on 10/21/2010 for the analyses presented in the following report.

There were no problems with the analyses and all data met requirements of NELAC except where noted in the Case Narrative. All non-NELAC methods will be identified accordingly in the case narrative and all estimated uncertainties of test results are within method or EPA specifications.

If you have any questions regarding these tests results, please feel free to call. Thank you for using DHL Analytical.

Sincerely,

John DuPont
General Manager

This report was performed under the accreditation of the State of Texas Laboratory Certification Number: T104704211-10-3

Table of Contents

Miscellaneous Documents 3

Case Narrative 23

Sample Summary 24

Prep Dates Report 25

Analytical Dates Report 27

Sample Results 29

Analytical QC Summary Report 49

MQL Summary Report 76

DHL ANALYTICAL COC 1981

2300 Double Creek Dr. ■ Round Rock, TX 78664
Phone (512) 388-8222 ■ FAX (512) 388-8229
Web: www.dhlanalytical.com
E-Mail: login@dhlanalytical.com

№ 46653

CHAIN-OF-CUSTODY

CLIENT: GEOSTRATA ENVIRONMENTAL INC
ADDRESS: 4118 College Park San Antonio TX 78249
PHONE: (210) 492-7282 FAX/E-MAIL: (210) 492-8935
DATA REPORTED TO: CHERI KRIEG
ADDITIONAL REPORT COPIES TO:

DATE: 10/20/10 PAGE 1 OF 1
PO #: 354757P DHL WORK ORDER #: 1010157
PROJECT LOCATION OR NAME:
CLENT PROJECT #: COLLECTOR:

Authorize 5% surcharge for TRRP Report? ☑ Yes ☐ No

S=SOIL P=PAINT W=WATER SL=SLUDGE A=AIR O=OTHER L=LIQUID SO=SOIL

PRESERVATION: HCl, HNO_3, H_2SO_4 ☐ NaOH ☐, ICE, UNPRESERVED

ANALYSES: BTEX ☐ MTBE ☐ (METHOD 8021) TPH 1005 ☐ TPH 1006 ☐ HOLD 1006 ☐ GRO (METHOD 8015) ☐ DRO (METHOD 8105) ☐ VOC 8260 ☐ VOC 624 ☐ VOC 8260/5035 ☐ SVOC 8270 ☐ SVOC 625 ☐ 8081 PEST ☐ 608 PEST/PCB ☐ 8270 PEST ☐ 8270 PCB ☐ 8270 O-P PEST ☐ 8082 PCB ☐ 8270 PCB ☐ 8321 HERB ☐ 8330 EXPL ☐ PERCHLORATE ☐ METALS 6020 ☐ METALS 200.8 ☐ DISS. METALS ☐ RCRA ☐ TX1 ☐ PH ☐ HEX CHROM ☐ ALKALINITY ☐ CHLORIDE ☐ ANIONS ☐ TCLP-SVOC ☐ VOC ☐ PEST ☐ HERB ☐ TCLP-METALS ☐ RCRA 8 ☐ TX1 ☐ Pb ☐ RCI ☐ TOX ☐ FLASHPOINT ☐ TDS ☐ TSS ☐ % MOISTURE ☐ CYANIDE ☐

Field Sample I.D.	DHL Lab #	Date	Time	Matrix	Container Type	# of Containers	HCl	HNO_3	H_2SO_4 / NaOH	ICE	UNPRESERVED	BTEX	MTBE	GRO	VOC 8260	SVOC 8270	8081 PEST	8270 O-P PEST	8321 HERB	METALS 6020	RCRA	PH	CHLORIDE	TCLP-SVOC	TCLP-METALS	RCI	TDS	TSS	% MOISTURE	CYANIDE	FIELD NOTES
TRIP BLANK	01	10/20/10		W	40 ml VOA	2	✓			✓					✓																
50-MW4-01	02	10/20/10	830	S	VARIOUS	8				✓			✓		✓	✓															
50-MW7-01	03	10/20/10	1055	S	VARIOUS	8				✓			✓		✓	✓															
50 MW8-01	04	10/20/10	1432	S	VARIOUS	8				✓			✓		✓	✓															
50 MW8 02	05	10/20/10	1435	S	VARIOUS	8				✓			✓		✓	✓															
50 MW8-03	06	10/20/10	1435	S	VARIOUS	8				✓			✓		✓	✓															
TOTAL																															

RELINQUISHED BY: (Signature)	DATE/TIME	RECEIVED BY: (Signature)
[signature]	10/20/10	[signature]
[signature]	10/21/10 1015	[signature]

☐ DHL DISPOSAL @ $5.00 each ☐ Return

TURN AROUND TIME
RUSH ☐ CALL FIRST
1 DAY ☐ CALL FIRST
2 DAY ☐
NORMAL ☐
OTHER ☐ _____

LABORATORY USE ONLY:
RECEIVING TEMP: 3.0 THERM #: 57
CUSTODY SEALS: ☐ BROKEN ☑ INTACT ☐ NOT USED
☑ CARRIER BILL #: [signature]
☐ APC DELIVERY
☐ HAND DELIVERED

DHL ANALYTICAL

2300 Double Creek Dr. ■ Round Rock, TX 78664
Phone (512) 388-8222 ■ FAX (512) 388-8229
Web: www.dhlanalytical.com
E-Mail: login@dhlanalytical.com

Coch 1982

№ 46673

CHAIN-OF-CUSTODY

CLIENT: Geo Strata
ADDRESS: 4719 College, San Antonio, TX 78249
PHONE: 210 492.7282 FAX/E-MAIL: 210-492.8935
DATA REPORTED TO: Cheri Kries
ADDITIONAL REPORT COPIES TO:

DATE: Oct. 20, 2010 PAGE 1 OF 1
PO #: 354758 P DHL WORK ORDER #: 1010157
PROJECT LOCATION OR NAME: HCEI
CLENT PROJECT #: 760 SL11 COLLECTOR:

Authorize 5% surcharge for TRRP Report? ☐ Yes ☐ No

S=SOIL W=WATER A=AIR L=LIQUID P=PAINT SL=SLUDGE O=OTHER SO=SOLID

PRESERVATION: HCl, HNO_3, H_2SO_4 ☐ NaOH ☐, ICE, UNPRESERVED

ANALYSES: BTEX ☐ MTBE ☐ (METHOD 8021) ☐; TPH 1005 ☐ TPH 1006 ☐ HOLD 1006 ☐; GRO (METHOD 8015) ☐ DRO (METHOD 8105) ☐; VOC 8260 ☐ VOC 624 ☐ VOC 8260/5035 ☐; SVOC 8270 ☐ HOLD PAH ☐ SVOC 625 ☐; 8081 PEST ☐ 608 PEST ☐ 8082 PCB ☐ 8270 PEST ☐ 8270 PCB ☐; 8270 O-P PEST ☐ 8321 HERB ☐ 8330 EXPL ☐ PERCHLORATE ☐; METALS 6020 ☐ METALS 200.8 ☐ DISS. METALS ☐; RCRA ☐ TX11 ☐ PH ☐ HEX CHROM ☐ ALKALINITY ☐; CHLORIDE ☐ ANIONS ☐; TCLP-SVOC ☐ VOC ☐ PEST ☐ HERB ☐; TCLP-METALS ☐ RCRA 8 ☐ TX11 ☐ Pb ☐; RCI ☐ TOX ☐ FLASHPOINT ☐; TDS ☐ TSS ☐ % MOISTURE ☐ CYANIDE ☐; Low Med High 500-8260 PS

Field Sample I.D.	DHL Lab #	Date	Time	Matrix	Container Type	# of Containers	HCl	HNO_3	H_2SO_4	ICE	UNPRESERVED	BTEX	MTBE	GRO	VOC 8260	SVOC 8270	8081 PEST	8270 O-P PEST	8321 HERB	METALS 6020	RCRA	PH	CHLORIDE	TCLP-SVOC	TCLP-METALS	RCI	TDS	Low	Med	High	FIELD NOTES
Trip Blank	07	10.20.10		W	Glass	2				X				X																	
So MW-5 01	08	10.20.10	0855	S	Various	8				X			X	X	X												X				
GW FB-3	09	10.20.10	1630	W	Glass	3	X			X				X													X				
GW EB-4	10	10.20.10	1700	W	Glass	8	X			X			X	X	X												X				
TOTAL						21																									

RELINQUISHED BY: (Signature) DATE/TIME 10/20/10 RECEIVED BY: (Signature) 1830
RELINQUISHED BY: (Signature) DATE/TIME 10/21/10 RECEIVED BY: (Signature) 1015
RELINQUISHED BY: (Signature) DATE/TIME RECEIVED BY: (Signature)

☐ DHL DISPOSAL @ $5.00 each ☐ Return

TURN AROUND TIME
RUSH ☐ CALL FIRST
1 DAY ☐ CALL FIRST
2 DAY ☐
NORMAL ☐
OTHER ☐ _____

LABORATORY USE ONLY:
RECEIVING TEMP: 1.1 THERM #: 57
CUSTODY SEALS: ☐ BROKEN ☐ INTACT ☐ NOT USED
☐ CARRIER BILL #: _____
☐ APC DELIVERY
☐ HAND DELIVERED

FedEx Express US Airbill

FedEx Tracking Number 8705 3918 9606

0200 Recipients Copy

1 From

Date 10/20/10

Sender's Name R. TREEN Phone 3/6

Company SOUTHWEST ENVIRONMENTAL

Address 7118 Village Park Dept./Floor/Suite/Room

City SAN ANTONIO State TX ZIP 78249

2 Your Internal Billing Reference HCET

3 To

Recipient's Name Phone 512 388 8229

Company DHL ANALYTICAL

HOLD Weekday Free FedEx location address below. Available ONLY for FedEx Priority Overnight, FedEx First Overnight.

HOLD Saturday Free FedEx location address below. Available ONLY for FedEx Priority Overnight and FedEx 2Day to select locations.

Address Dept./Floor/Suite/Room

We cannot deliver to P.O. boxes or P.O. ZIP codes.

Address 336 Double Creek Dr

Free FedEx location address here if a HOLD option is selected.

City Round Rock State TX ZIP 78664

8705 3918 9606

4a Express Package Service * To most locations. Packages up to 150 lbs.

- [x] FedEx Priority Overnight Next business morning.* Friday shipments will be delivered on Monday unless SATURDAY Delivery is selected.
- [ ] FedEx Standard Overnight Next business afternoon.* Saturday Delivery NOT available.
- [ ] FedEx First Overnight Earliest next business morning delivery to select locations.* Saturday Delivery NOT available.
- [ ] FedEx 2Day Second business day.* Thursday shipments will be delivered on Monday unless SATURDAY Delivery is selected.
- [ ] FedEx Express Saver Third business day.* Saturday Delivery NOT available.

4b Express Freight Service * To most locations. ** To most locations. Packages over 150 lbs.

- [ ] FedEx 1Day Freight Next business day.** Friday shipments will be delivered on Monday unless SATURDAY Delivery is selected. FedEx 1Day Freight Booking No.
- [ ] FedEx 2Day Freight Second business day.** Thursday shipments will be delivered on Monday unless SATURDAY Delivery is selected.
- [ ] FedEx 3Day Freight Third business day.** Saturday Delivery NOT available.

5 Packaging * Declared value limit $500.

- [ ] FedEx Envelope*
- [ ] FedEx Pak* Includes FedEx Small Pak, FedEx Large Pak, and FedEx Sturdy Pak.
- [ ] FedEx Box
- [ ] FedEx Tube
- [ ] Other

6 Special Handling and Delivery Signature Options

- [ ] SATURDAY Delivery NOT available for FedEx Standard Overnight, FedEx First Overnight, FedEx Express Saver, or FedEx 3Day Freight.
- [ ] No Signature Required Package may be left without obtaining a signature for delivery.
- [ ] Direct Signature Someone at recipient's address may sign for delivery. Fee applies.
- [ ] Indirect Signature If no one is available at recipient's address, someone at a neighboring address may sign for delivery. For residential deliveries only. Fee applies.

Does this shipment contain dangerous goods? One box must be checked.

- [ ] No
- [ ] Yes As per attached Shipper's Declaration.
- [ ] Yes Shipper's Declaration not required.
- [ ] Dry Ice Dry Ice, 9, UN 1845 ____ x ____ kg
- [ ] Cargo Aircraft Only

Dangerous goods (including dry ice) cannot be shipped in FedEx packaging or placed in a FedEx Express Drop Box.

7 Payment Bill to: Enter FedEx Acct. No. or Credit Card No. below.

- [x] Sender Acct. No. in Section 1 will be billed
- [ ] Recipient
- [ ] Third Party
- [ ] Credit Card
- [ ] Cash/Check

Obtain Recip. Acct. No. [ ]

Total Packages 1 Total Weight 70 lbs. Total Declared Value† $ ____ .00 Credit card Auth.

†Our liability is limited to $100 unless you declare a higher value. See the current FedEx Service Guide for details.

554

CUSTODY SEAL
DATE 10/20/10
SIGNATURE

REC
Quality Environmental Containers
800-255-3950 • 304-255-3900

fedex.com 1.800.GoFedEx 1.800.463.3339

FedEx. US Airbill Express

FedEx Tracking Number 8705 3918 9617

0200 Recipient's Copy

1 From

Date 10/20/10

Sender's Name R. GREEN Phone 210 492 7282

Company GEOSTRATA ENVIRONMENTAL

Address 4716 College PARK Dept./Floor/Suite/Room

City SAN ANTONIO State TX ZIP 78249

2 Your Internal Billing Reference HCEI

3 To

Recipient's Name DHL ANALYTICAL Phone 512 388 8229

Company DHL Analytical

HOLD Weekday: Print FedEx location address below. NOT available for FedEx First Overnight

HOLD Saturday: Print FedEx location address below. Available ONLY for FedEx Priority Overnight and FedEx 2Day to select locations.

Address 2300 Double Creek Dr. Dept./Floor/Suite/Room

We cannot deliver to P.O. boxes or P.O. ZIP codes.

Address

Print FedEx location address here if a HOLD option is selected.

City Round Rock State TX ZIP 78664

4a Express Package Service * To most locations. Packages up to 150 lbs.

- [x] FedEx Priority Overnight — Next business morning.* Friday shipments will be delivered on Monday unless SATURDAY Delivery is selected.
- [ ] FedEx Standard Overnight — Next business afternoon.* Saturday Delivery NOT available.
- [ ] FedEx First Overnight — Earliest next business morning delivery to select locations.* Saturday Delivery NOT available.
- [ ] FedEx 2Day — Second business day.* Thursday shipments will be delivered on Monday unless SATURDAY Delivery is selected.
- [ ] FedEx Express Saver — Third business day.* Saturday Delivery NOT available.

4b Express Freight Service ** To most locations. Packages over 150 lbs.

- [ ] FedEx 1Day Freight — Next business day.** Friday shipments will be delivered on Monday unless SATURDAY Delivery is selected. FedEx 1Day Freight Booking No.
- [ ] FedEx 2Day Freight — Second business day.** Thursday shipments will be delivered on Monday unless SATURDAY Delivery is selected.
- [ ] FedEx 3Day Freight — Third business day.** Saturday Delivery NOT available.

5 Packaging * Declared value limit $500.

- [ ] FedEx Envelope*
- [ ] FedEx Pak* — Includes FedEx Small Pak, FedEx Large Pak, and FedEx Sturdy Pak.
- [ ] FedEx Box
- [ ] FedEx Tube
- [ ] Other

6 Special Handling and Delivery Signature Options

- [ ] SATURDAY Delivery — NOT available for FedEx Standard Overnight, FedEx First Overnight, FedEx Express Saver, or FedEx 3Day Freight.
- [ ] No Signature Required — Package may be left without obtaining a signature for delivery.
- [ ] Direct Signature — Someone at recipient's address may sign for delivery. Fee applies.
- [ ] Indirect Signature — If no one is available at recipient's address, someone at a neighboring address may sign for delivery. For residential deliveries only. Fee applies.

Does this shipment contain dangerous goods? One box must be checked.

- [x] No
- [ ] Yes — As per attached Shipper's Declaration.
- [ ] Yes — Shipper's Declaration not required.
- [ ] Dry Ice — Dry Ice, 9, UN 1845 ____ x ____ kg
- [ ] Cargo Aircraft Only

Dangerous goods (including dry ice) cannot be shipped in FedEx packaging or placed in a FedEx Express Drop Box.

7 Payment Bill to: Enter FedEx Acct. No. or Credit Card No. below.

- [ ] Sender — Acct. No. in Section 1 will be billed.
- [ ] Recipient
- [ ] Third Party
- [ ] Credit Card
- [ ] Cash/Check
- [ ] Obtain Recipient Acct.

Total Packages 1 Total Weight 10 lbs. Total Declared Value† $ ____.00 Credit Card Auth.

†Our liability is limited to $100 unless you declare a higher value. See the current FedEx Service Guide for details.

554

Rev. Date 2/09 • Part #155281 • ©1994-2009 FedEx • PRINTED IN U.S.A. SRY

8705 3918 9617

CUSTODY SEAL
DATE 10/20/10
SIGNATURE

QEC
Quality Environmental Containers
800-255-3950 • 304-255-3900

fedex.com 1.800.GoFedEx 1.800.463.3339

DHL Analytical

Sample Receipt Checklist

Client Name Geo Strata Environmental Consultants

Date Received: 10/21/2010

Work Order Number 1010157

Received by JB

Checklist completed by: [signature] (Signature) 10/21/10 (Date)

Reviewed by SS (Initials) 10.21.10 (Date)

Carrier name: FedEx 1day

Shipping container/cooler in good condition?	Yes ☑	No ☐	Not Present ☐
Custody seals intact on shippping container/cooler?	Yes ☑	No ☐	Not Present ☐
Custody seals intact on sample bottles?	Yes ☑	No ☐	Not Present ☐
Chain of custody present?	Yes ☑	No ☐	
Chain of custody signed when relinquished and received?	Yes ☑	No ☐	
Chain of custody agrees with sample labels?	Yes ☑	No ☐	
Samples in proper container/bottle?	Yes ☑	No ☐	
Sample containers intact?	Yes ☑	No ☐	
Sufficient sample volume for indicated test?	Yes ☑	No ☐	
All samples received within holding time?	Yes ☑	No ☐	
Container/Temp Blank temperature in compliance?	Yes ☑	No ☐	3.0 °C , 1.1°
Water - VOA vials have zero headspace?	Yes ☑	No ☐	No VOA vials submitted ☐
Water - pH acceptable upon receipt?	Yes ☐	No ☐	Not Applicable ☑

Adjusted? _____ Checked by _____

Any No response must be detailed in the comments section below.

Client contacted _____ Date contacted: _____ Person contacted _____

Contacted by: _____ Regarding: _____

Comments: _____

Corrective Action _____

Page 1 of 1

Laboratory Data Package Signature Page – RG-366/TRRP-13
Revised May 2010

This data package consists of:

This signature page, the laboratory review checklist, and the following reportable data:

R1 Field chain-of-custody documentation;
R2 Sample identification cross-reference;
R3 Test reports (analytical data sheets) for each environmental sample that includes:
- a) Items consistent with NELAC Chapter 5,
- b) dilution factors,
- c) preparation methods,
- d) cleanup methods, and
- e) if required for the project, tentatively identified compounds (TICs).

R4 Surrogate recovery data including:
- a) Calculated recovery (%R), and
- b) The laboratory's surrogate QC limits.

R5 Test reports/summary forms for blank samples;
R6 Test reports/summary forms for laboratory control samples (LCSs) including:
- a) LCS spiking amounts,
- b) Calculated %R for each analyte, and
- c) The laboratory's LCS QC limits.

R7 Test reports for project matrix spike/matrix spike duplicates (MS/MSDs) including:
- a) Samples associated with the MS/MSD clearly identified,
- b) MS/MSD spiking amounts,
- c) Concentration of each MS/MSD analyte measured in the parent and spiked samples,
- d) Calculated %Rs and relative percent differences (RPDs), and
- e) The laboratory's MS/MSD QC limits

R8 Laboratory analytical duplicate (if applicable) recovery and precision:
- a) The amount of analyte measured in the duplicate,
- b) The calculated RPD, and
- c) The laboratory's QC limits for analytical duplicates.

R9 List of method quantitation limits (MQLs) and detectability check sample results (DCS results can be found with the Miscellaneous Documents) for each analyte for each method and matrix;
R10 Other problems or anomalies.

The Exception Report for every "No" or "Not Reviewed (NR)" item in Laboratory Review checklist and for each analyte, matrix, and method for which the laboratory does not hold NELAC accreditation under the Texas Laboratory Accreditation Program.

Release Statement: I am responsible for the release of this laboratory data package. This laboratory is NELAC accredited under the Texas Laboratory Accreditation Program for all the methods, analytes, and matrices reported in this data package except as noted in the Exception Reports. The data have been reviewed and are technically compliant with the requirements of the methods used, except where noted by the laboratory in the Exception Reports. By my signature below, I affirm to the best of my knowledge that all problems/anomalies observed by the laboratory have been identified in the Laboratory Review Checklist, and no information or data affecting the quality of the data has been knowingly withheld.

This laboratory was last inspected by TCEQ on April 6-8, 2009. Any findings affecting the data in this laboratory data package are noted in the Exception Reports herein. The official signing the cover page of the report in which these data are used is responsible for releasing this data package and is by signature affirming the above release statement is true.

John DuPont – General Manager
Scott Schroeder – Technical Director

Signature

11/08/10
Date

DHL Analytical, Inc.

Laboratory Review Checklist: Reportable Data

Project Name: Hillcrest CEI	Date: 11/8/2010
Reviewer Name: Angie O'Donnell	Laboratory Work Order: 1010157
Prep Batch Number(s): See Prep Dates Report	Run Batch: See Analytical Dates Report

#[1]	A[2]	Description	Yes	No	NA[3]	NR[4]	ER#[5]
R1	OI	**Chain-of-Custody (C-O-C)**					
		1) Did samples meet the laboratory's standard conditions of sample acceptability upon receipt?	X				R1-01
		2) Were all departures from standard conditions described in an exception report?			X		
R2	OI	**Sample and Quality Control (QC) Identification**					
		1) Are all field sample ID numbers cross-referenced to the laboratory ID numbers?	X				
		2) Are all laboratory ID numbers cross-referenced to the corresponding QC data?	X				
R3	OI	**Test Reports**					
		1) Were all samples prepared and analyzed within holding times?	X				
		2) Other than those results < MQL, were all other raw values bracketed by calibration standards?	X				
		3) Were calculations checked by a peer or supervisor?	X				
		4) Were all analyte identifications checked by a peer or supervisor?	X				
		5) Were sample detection limits reported for all analytes not detected?	X				
		6) Were all results for soil and sediment samples reported on a dry weight basis?	X				
		7) Were % moisture (or solids) reported for all soil and sediment samples?	X				
		8) Were bulk soils/solids samples for volatile analysis extracted with methanol per EPA Method 5035?	X				
		9) If required for the project, TICs reported?			X		
R4	O	**Surrogate Recovery Data**					
		1) Were surrogates added prior to extraction?	X				
		2) Were surrogate percent recoveries in all samples within the laboratory QC limits?		X			R4-02
R5	OI	**Test Reports/Summary Forms for Blank Samples**					
		1) Were appropriate type(s) of blanks analyzed?	X				
		2) Were blanks analyzed at the appropriate frequency?	X				
		3) Where method blanks taken through the entire analytical process, including preparation and, if applicable, cleanup procedures?	X				
		4) Were blank concentrations < MQL?	X				
R6	OI	**Laboratory Control Samples (LCS):**					
		1) Were all COCs included in the LCS?	X				
		2) Was each LCS taken through the entire analytical procedure, including prep and cleanup steps?	X				
		3) Were LCSs analyzed at the required frequency?	X				
		4) Were LCS (and LCSD, if applicable) %Rs within the laboratory QC limits?	X				
		5) Does the detectability data document the laboratory's capability to detect the COCs at the MDL used to calculate the SDLs?	X				
		6) Was the LCSD RPD within QC limits (if applicable)?	X				
R7	OI	**Matrix Spike (MS) and Matrix Spike Duplicate (MSD) Data**					
		1) Were the project/method specified analytes included in the MS and MSD?	X				R7-01
		2) Were MS/MSD analyzed at the appropriate frequency?	X				R7-02
		3) Were MS (and MSD, if applicable) %Rs within the laboratory QC limits?	X				
		4) Were MS/MSD RPDs within laboratory QC limits?	X				
R8	OI	**Analytical Duplicate Data**					
		1) Were appropriate analytical duplicates analyzed for each matrix?	X				
		2) Were analytical duplicates analyzed at the appropriate frequency?	X				
		3) Were RPDs or relative standard deviations within the laboratory QC limits?	X				
R9	OI	**Method Quantitation Limits (MQLs):**					
		1) Are the MQLs for each method analyte included in the laboratory data package?	X				
		2) Do the MQLs correspond to the concentration of the lowest non-zero calibration standard?	X				
		3) Are unadjusted MQLs and DCSs included in the laboratory data package?	X				
R10	OI	**Other Problems/Anomalies**					
		1) Are all known problems/anomalies/special conditions noted in this LRC and ER?	X				
		2) Was applicable and available technology used to lower the SDL to minimize the matrix interference affects on the sample results?	X				
		3) Is the laboratory NELAC-accredited under the Texas Laboratory Accreditation Program for the analytes, matrices and methods associated with this laboratory data package?	X				

1 Items identified by the letter "R" should be included in the laboratory data package submitted to the TCEQ in the TRRP-required report(s). Items identified by the letter "S" should be retained and made available upon request for the appropriate retention period.
2 O = organic analyses; I = inorganic analyses (and general chemistry, when applicable).
3 NA = Not applicable.
4 NR = Not Reviewed.
5 ER# = Exception Report identification number (an Exception Report should be completed for an item if "NR" or "No" is checked).

DHL Analytical, Inc.

Laboratory Review Checklist (continued): Supporting Data

Project Name: Hillcrest CEI	Date: 11/8/2010
Reviewer Name: Angie O'Donnell	Laboratory Work Order: 1010157

#[1]	A[2]	Description	Yes	No	NA[3]	NR[4]	ER#[5]
S1	OI	**Initial Calibration (ICAL)**					
		1) Were response factors and/or relative response factors for each analyte within QC limits?	X				
		2) Were percent RSDs or correlation coefficient criteria met?	X				
		3) Was the number of standards recommended in the method used for all analytes?	X				
		4) Were all points generated between the lowest and highest standard used to calculate the curve?	X				
		5) Are ICAL data available for all instruments used?	X				
		6) Has the initial calibration curve been verified using an appropriate second source standard?	X				
S2	OI	**Initial and Continuing calibration Verification (ICCV and CCV) and Continuing Calibration blank (CCB):**					
		1) Was the CCV analyzed at the method-required frequency?	X				
		2) Were percent differences for each analyte within the method-required QC limits?		X			S2-02
		3) Was the ICAL curve verified for each analyte?	X				
		4) Was the absolute value of the analyte concentration in the inorganic CCB < MDL?	X				
S3	O	**Mass Spectral Tuning:**					
		1) Was the appropriate compound for the method used for tuning?	X				
		2) Were ion abundance data within the method-required QC limits?	X				
S4	O	**Internal Standards (IS):**					
		1) Were IS area counts and retention times within the method-required QC limits?	X				
S5	OI	**Raw Data (NELAC Section 5.5.10)**					
		1) Were the raw data (for example, chromatograms, spectral data) reviewed by an analyst?	X				
		2) Were data associated with manual integrations flagged on the raw data?	X				
S6	O	**Dual Column Confirmation**					
		1) Did dual column confirmation results meet the method-required QC?			X		
S7	O	**Tentatively Identified Compounds (TICs):**					
		1) If TICs were requested, were the mass spectra and TIC data subject to appropriate checks?			X		
S8	I	**Interference Check Sample (ICS) Results:**					
		1) Were percent recoveries within method QC limits?			X		
S9	I	**Serial Dilutions, Post Digestion Spikes, and Method of Standard Additions**					
		1) Were percent differences, recoveries, and the linearity within the QC limits specified in the method?			X		
	OI	**Method Detection Limit (MDL) Studies**					
		1) Was a MDL study performed for each reported analyte?	X				
		2) Is the MDL either adjusted or supported by the analysis of DCSs?	X				
S11	OI	**Proficiency Test Reports:**					
		1) Was the lab's performance acceptable on the applicable proficiency tests or evaluation studies?	X				
S12	OI	**Standards Documentation**					
		1) Are all standards used in the analyses NIST-traceable or obtained from other appropriate sources?	X				
S13	OI	**Compound/Analyte Identification Procedures**					
		1) Are the procedures for compound/analyte identification documented?	X				
S14	OI	**Demonstration of Analyst Competency (DOC)**					
		1) Was DOC conducted consistent with NELAC Chapter 5 – Appendix C?	X				
		2) Is documentation of the analyst's competency up-to-date and on file?	X				
S15	OI	**Verification/Validation Documentation for Methods** (NELAC Chapter 5)					
		1) Are all the methods used to generate the data documented, verified, and validated, where applicable?	X				
S16	OI	**Laboratory Standard Operating Procedures (SOPs):**					
		1) Are laboratory SOPs current and on file for each method performed?	X				

1 Items identified by the letter "R" should be included in the laboratory data package submitted to the TCEQ in the TRRP-required report(s). Items identified by the letter "S" should be retained and made available upon request for the appropriate retention period.
2 O = organic analyses; I = inorganic analyses (and general chemistry, when applicable).
3 NA = Not applicable.
4 NR = Not Reviewed.
5 ER# = Exception Report identification number (an Exception Report should be completed for an item if "NR" or "No" is checked).

DCS REPORTING

RunID:	GC12_101022B	Prep Date:	10/21/2010
SampID:	DCS-43528	Anaysis Date:	10/22/2010
TestNo:	TX1005	Units:	mg/Kg
BatchID:	43528		

Analyte	Result	RL	SPK Val	%REC	Low Limit	High Limit	Flag
T/R Hydrocarbons: C6-C35	7.57	20	10	75.7	50	200	

DCS REPORTING

RunID:	GC12_101014A	Prep Date:	10/14/2010
SampID:	DCS-43428	Anaysis Date:	10/14/2010
TestNo:	TX1005	Units:	mg/L
BatchID:	43428		

Analyte	Result	RL	SPK Val	%REC	Low Limit	High Limit	Flag
T/R Hydrocarbons: C6-C35	0.789	2	1	78.9	20	500	

Page 1 of 1

DCS REPORTING

RunID:	GCMS2_100817A	Prep Date:	8/18/2010
SampID:	DCS-42633	Anaysis Date:	8/18/2010
TestNo:	SW8260B	Units:	µg/Kg
BatchID:	42633		

Analyte	Result	RL	SPK Val	%REC	Low Limit	High Limit	Flag
1,1,1,2-Tetrachloroethane	2.24	5	2.32	96.6	50	150	
1,1,1-Trichloroethane	2.30	5	2.32	99.1	60	140	
1,1,2,2-Tetrachloroethane	2.29	5	2.32	98.7	50	150	
1,1,2-Trichloroethane	2.17	5	2.32	93.5	40	160	
1,1,2-Trichlorotrifluoroethane	2.08	15	2.32	89.7	40	160	
1,1-Dichloroethane	2.18	5	2.32	94.0	50	150	
1,1-Dichloroethene	2.10	5	2.32	90.5	50	150	
1,1-Dichloropropene	2.22	5	2.32	95.7	30	170	
1,2,3-Trichlorobenzene	3.10	5	2.32	134	20	180	
1,2,3-Trichloropropane	2.16	5	2.32	93.1	20	180	
1,2,4-Trichlorobenzene	2.46	5	2.32	106	20	180	
1,2,4-Trimethylbenzene	2.26	5	2.32	97.4	20	180	
1,2-Dibromo-3-chloropropane	2.20	5	2.32	94.8	20	180	
1,2-Dibromoethane	2.26	5	2.32	97.4	40	160	
1,2-Dichlorobenzene	2.26	5	2.32	97.4	50	150	
1,2-Dichloroethane	2.39	5	2.32	103	50	150	
1,2-Dichloropropane	2.16	5	2.32	93.1	40	160	
1,3,5-Trimethylbenzene	2.27	5	2.32	97.8	20	180	
1,3-Dichlorobenzene	2.27	5	2.32	97.8	50	150	
1,3-Dichloropropane	2.39	5	2.32	103	50	150	
1,4-Dichloro-2-butene	2.07	5	2.32	89.2	20	180	
1,4-Dichlorobenzene	2.43	5	2.32	105	50	150	
1-Chlorohexane	3.23	5	2.32	139	20	180	
2,2-Dichloropropane	2.09	5	2.32	90.1	40	160	
2-Chloroethylvinylether	1.68	15	2.32	72.4	20	180	
2-Chlorotoluene	2.45	5	2.32	106	50	150	
4-Chlorotoluene	2.40	5	2.32	103	20	180	
Acrolein	4.98	50	5.8	85.9	20	200	
Acrylonitrile	4.24	10	4.64	91.4	30	170	
Benzene	2.16	5	2.32	93.1	50	150	
Bromobenzene	2.26	5	2.32	97.4	50	150	
Bromochloromethane	2.13	5	2.32	91.8	30	170	
Bromodichloromethane	2.17	5	2.32	93.5	50	150	
Bromoform	1.82	5	2.32	78.4	30	120	
Bromomethane	2.78	5	2.32	120	20	200	
Carbon disulfide	2.02	5	2.32	87.1	20	200	
Carbon tetrachloride	2.29	5	2.32	98.7	50	150	
Chlorobenzene	2.35	5	2.32	101	50	150	
Chloroethane	2.29	5	2.32	98.7	20	180	
Chloroform	2.32	5	2.32	100	50	150	
Chloromethane	2.45	5	2.32	106	40	180	
cis-1,2-Dichloroethene	2.10	5	2.32	90.5	50	150	
cis-1,3-Dichloropropene	2.03	5	2.32	87.5	40	160	

DCS REPORTING

RunID:	GCMS2_100817A	Prep Date:	8/18/2010
SampID:	DCS-42633	Anaysis Date:	8/18/2010
TestNo:	SW8260B	Units:	µg/Kg
BatchID:	42633		

Analyte	Result	RL	SPK Val	%REC	Low Limit	High Limit	Flag
Cyclohexane	2.10	15	2.32	90.5	20	180	
Dibromochloromethane	2.04	5	2.32	87.9	40	160	
Dibromomethane	2.19	5	2.32	94.4	50	150	
Dichlorodifluoromethane	1.86	5	2.32	80.2	50	150	
Ethylbenzene	2.30	5	2.32	99.1	60	140	
Hexachlorobutadiene	2.60	5	2.32	112	20	200	
Iodomethane	2.08	5	2.32	89.7	20	200	
Isopropyl alcohol	7.06	50	5.8	122	20	200	
Isopropylbenzene	2.32	5	2.32	100	30	170	
m,p-Xylene	4.53	5	4.64	97.6	40	160	
Methyl Acetate	2.49	15	2.32	107	30	180	
Methyl tert-butyl ether	2.30	5	2.32	99.1	50	150	
Methylcyclohexane	2.11	15	2.32	90.9	20	200	
Methylene chloride	3.19	5	2.32	138	20	200	
n-Butylbenzene	2.19	5	2.32	94.4	20	180	
n-Propylbenzene	2.26	5	2.32	97.4	40	160	
Naphthalene	3.05	15	2.32	131	20	200	
o-Xylene	2.28	5	2.32	98.3	30	170	
p-Isopropyltoluene	2.22	5	2.32	95.7	20	180	
sec-Butylbenzene	2.29	5	2.32	98.7	30	170	
Styrene	2.09	5	2.32	90.1	20	200	
tert-Butylbenzene	2.33	5	2.32	100	20	180	
Tetrachloroethene	2.25	5	2.32	97.0	50	150	
Toluene	2.28	5	2.32	98.3	40	160	
Total Xylenes	6.81	5	6.96	97.8	30	170	
trans-1,2-Dichloroethene	2.07	5	2.32	89.2	50	150	
trans-1,3-Dichloropropene	1.95	5	2.32	84.1	40	160	
Trichloroethene	2.07	5	2.32	89.2	50	150	
Trichlorofluoromethane	2.33	15	2.32	100	50	150	
Vinyl acetate	5.59	15	5.8	96.4	20	200	
Vinyl chloride	2.04	5	2.32	87.9	50	150	

DCS REPORTING

RunID:	GCMS2_100817A	Prep Date:	8/18/2010
SampID:	DCS2-42633	Anaysis Date:	8/18/2010
TestNo:	SW8260B	Units:	µg/Kg
BatchID:	R50959		

Analyte	Result	RL	SPK Val	%REC	Low Limit	High Limit	Flag
2-Butanone	2.82	15	2.32	122	40	160	
2-Hexanone	2.68	15	2.32	116	20	180	
4-Methyl-2-pentanone	2.35	15	2.32	101	50	150	
Acetone	2.25	50	2.32	97.0	20	200	

DCS REPORTING

RunID:	GCMS6_101008B	Prep Date:	10/8/2010
SampID:	DCS2-43366-PAH	Anaysis Date:	10/8/2010
TestNo:	SW8270C	Units:	mg/Kg
BatchID:	43366		

Analyte	Result	RL	SPK Val	%REC	Low Limit	High Limit	Flag
1-Methylnaphthalene	0.00395	0.01	0.01	39.5	10	200	
2-Methylnaphthalene	0.00486	0.01	0.01	48.6	10	200	
Acenaphthene	0.00743	0.01	0.01	74.3	10	200	
Acenaphthylene	0.00588	0.01	0.01	58.8	10	200	
Anthracene	0.00595	0.01	0.01	59.5	10	200	
Benzo[a]anthracene	0.00886	0.01	0.01	88.6	10	200	
Benzo[a]pyrene	0.00760	0.01	0.01	76.0	10	200	
Benzo[b]fluoranthene	0.00858	0.01	0.01	85.8	10	200	
Benzo[e]pyrene	0.00696	0.01	0.01	69.6	10	200	
Benzo[g,h,i]perylene	0.00827	0.01	0.01	82.7	10	200	
Benzo[k]fluoranthene	0.00735	0.01	0.01	73.5	10	200	
Biphenyl	0.00871	0.01	0.01	87.1	10	200	
Chrysene	0.00965	0.01	0.01	96.5	10	200	
Dibenz[a,h]anthracene	0.00966	0.01	0.01	96.6	10	200	
Fluoranthene	0.00775	0.01	0.01	77.5	10	200	
Fluorene	0.00526	0.01	0.01	52.6	10	200	
Indeno[1,2,3-cd]pyrene	0.00897	0.01	0.01	89.7	10	200	
Naphthalene	0.00770	0.01	0.01	77.0	10	200	
Phenanthrene	0.00720	0.01	0.01	72.0	10	200	
Pyrene	0.00779	0.01	0.01	77.9	10	200	
Quinoline	0.00580	0.01	0.01	58.0	10	200	

DCS REPORTING

RunID:	GCMS6_100917A	Prep Date:	9/16/2010
SampID:	DCS2-43025-PAH	Anaysis Date:	9/17/2010
TestNo:	SW8270C	Units:	µg/L
BatchID:	43025		

Analyte	Result	RL	SPK Val	%REC	Low Limit	High Limit	Flag
1-Methylnaphthalene	0.0159	0.05	0.02	79.6	10	250	
2-Methylnaphthalene	0.0137	0.05	0.02	68.6	10	250	
Acenaphthene	0.0127	0.05	0.02	63.6	10	250	
Acenaphthylene	0.0127	0.05	0.02	63.3	10	250	
Anthracene	0.0157	0.05	0.02	78.5	10	250	
Benzo[a]anthracene	0.0170	0.05	0.02	84.8	10	250	
Benzo[a]pyrene	0.0149	0.05	0.02	74.6	10	250	
Benzo[b]fluoranthene	0.0170	0.05	0.02	85.1	10	250	
Benzo[e]pyrene	0.0236	0.05	0.02	118	10	250	
Benzo[g,h,i]perylene	0.00678	0.05	0.02	33.9	10	250	
Benzo[k]fluoranthene	0.0173	0.05	0.02	86.5	10	250	
Biphenyl	0.0165	0.05	0.02	82.3	10	250	
Chrysene	0.0151	0.05	0.02	75.3	10	250	
Dibenz[a,h]anthracene	0.0178	0.01	0.02	88.9	10	250	
Fluoranthene	0.0185	0.05	0.02	92.7	10	250	
Fluorene	0.0155	0.05	0.02	77.5	10	250	
Indeno[1,2,3-cd]pyrene	0.0159	0.05	0.02	79.5	10	250	
Naphthalene	0.0225	0.05	0.02	112	10	250	
Phenanthrene	0.0180	0.05	0.02	89.8	10	250	
Pyrene	0.0181	0.05	0.02	90.7	10	250	
Quinoline	0.0151	0.05	0.02	75.4	10	250	

DCS REPORTING

RunID:	GCMS7_100805C	Prep Date:	8/5/2010
SampID:	DCS-42362	Anaysis Date:	8/6/2010
TestNo:	SW8260B	Units:	µg/L
BatchID:	42362		

Analyte	Result	RL	SPK Val	%REC	Low Limit	High Limit	Flag
1,1,1,2-Tetrachloroethane	0.200	1	0.232	86.2	50	150	
1,1,1-Trichloroethane	0.260	1	0.232	112	60	140	
1,1,2,2-Tetrachloroethane	0.210	1	0.232	90.5	50	150	
1,1,2-Trichloroethane	0.240	1	0.232	103	40	160	
1,1-Dichloroethane	0.270	1	0.232	116	50	150	
1,1-Dichloroethene	0.250	1	0.232	108	50	150	
1,1-Dichloropropene	0.200	1	0.232	86.2	30	170	
1,2,3-Trichloropropane	0.110	1	0.232	47.4	20	180	
1,2-Dibromoethane	0.210	1	0.232	90.5	40	160	
1,2-Dichlorobenzene	0.210	1	0.232	90.5	50	150	
1,2-Dichloropropane	0.180	1	0.232	77.6	40	160	
1,3-Dichlorobenzene	0.220	1	0.232	94.8	50	150	
1,3-Dichloropropane	0.240	1	0.232	103	50	150	
1,4-Dichlorobenzene	0.240	1	0.232	103	50	150	
2,2-Dichloropropane	0.160	1	0.232	69.0	40	160	
2-Chlorotoluene	0.240	1	0.232	103	50	150	
4-Chlorotoluene	0.220	1	0.232	94.8	20	180	
Acrylonitrile	0.150	3	0.464	32.3	30	170	
Benzene	0.300	1	0.232	129	50	150	
Bromobenzene	0.230	1	0.232	99.1	50	150	
Bromochloromethane	0.140	1	0.232	60.3	30	170	
Bromodichloromethane	0.300	1	0.232	129	50	150	
Carbon tetrachloride	0.200	1	0.232	86.2	50	150	
Chlorobenzene	0.260	1	0.232	112	50	150	
Chloroform	0.280	1	0.232	121	50	150	
Chloromethane	0.220	1	0.232	94.8	40	180	
cis-1,2-Dichloroethene	0.240	1	0.232	103	50	150	
cis-1,3-Dichloropropene	0.200	1	0.232	86.2	40	160	
Dibromochloromethane	0.330	1	0.232	142	40	160	
Dichlorodifluoromethane	0.210	1	0.232	90.5	50	150	
Ethylbenzene	0.250	1	0.232	108	60	140	
Isopropylbenzene	0.210	1	0.232	90.5	30	170	
Methyl tert-butyl ether	0.290	1	0.232	125	50	150	
n-Butylbenzene	0.200	1	0.232	86.2	20	180	
n-Propylbenzene	0.230	1	0.232	99.1	40	160	
o-Xylene	0.250	1	0.232	108	30	170	
p-Isopropyltoluene	0.190	1	0.232	81.9	20	180	
sec-Butylbenzene	0.210	1	0.232	90.5	30	170	
Styrene	0.210	1	0.232	90.5	20	200	
tert-Butylbenzene	0.220	1	0.232	94.8	20	180	
Total THMs	1.23	1	0.928	133	30	160	
Total Xylenes	0.450	1	0.696	64.7	30	170	
trans-1,2-Dichloroethene	0.260	1	0.232	112	50	150	

DCS REPORTING

RunID:	GCMS7_100805C	Prep Date:	8/5/2010
SampID:	DCS-42362	Anaysis Date:	8/6/2010
TestNo:	SW8260B	Units:	µg/L
BatchID:	42362		

Analyte	Result	RL	SPK Val	%REC	Low Limit	High Limit	Flag
trans-1,3-Dichloropropene	0.180	1	0.232	77.6	40	160	
Trichlorofluoromethane	0.250	1	0.232	108	50	150	
Vinyl chloride	0.160	1	0.232	69.0	50	150	

DCS REPORTING

RunID:	GCMS7_100805C	Prep Date:	8/5/2010
SampID:	DCS2-42362	Anaysis Date:	8/6/2010
TestNo:	SW8260B	Units:	µg/L
BatchID:	42362		

Analyte	Result	RL	SPK Val	%REC	Low Limit	High Limit	Flag
1,2-Dichloroethane	0.530	1	0.464	114	50	150	
Bromoform	0.540	1	0.464	116	30	120	
m,p-Xylene	0.930	2	0.928	100	40	160	

DCS REPORTING

RunID:	GCMS7_100805C	Prep Date:	8/5/2010
SampID:	DCS3-42362	Anaysis Date:	8/6/2010
TestNo:	SW8260B	Units:	µg/L
BatchID:	42362		

Analyte	Result	RL	SPK Val	%REC	Low Limit	High Limit	Flag
1,2,4-Trimethylbenzene	0.880	5	0.928	94.8	20	180	
1,3,5-Trimethylbenzene	0.890	5	0.928	95.9	20	180	
1,4-Dichloro-2-butene	0.440	2	0.928	47.4	20	180	
1-Chlorohexane	0.920	5	0.928	99.1	20	180	
Bromomethane	0.440	1	0.928	47.4	20	200	
Chloroethane	0.960	1	0.928	103	20	180	
Dibromomethane	0.710	1	0.928	76.5	50	150	
Hexachlorobutadiene	0.760	3	0.928	81.9	20	200	
Isopropyl ether (DIPE)	1.11	2	0.928	120	20	200	
Methylene chloride	1.65	2.5	0.928	178	20	200	
Tert-amyl methyl ether (TAME)	1.10	2	0.928	119	20	200	
Tert-butanol (TBA)	6.11	20	4.64	132	20	200	
Tetrachloroethene	0.900	2	0.928	97.0	50	150	
Toluene	1.10	2	0.928	119	40	160	
Trichloroethene	1.07	2	0.928	115	50	150	

DCS REPORTING

RunID:	GCMS7_100805C	Prep Date:	8/5/2010
SampID:	DCS4-42362	Anaysis Date:	8/6/2010
TestNo:	SW8260B	Units:	µg/L
BatchID:	42362		

Analyte	Result	RL	SPK Val	%REC	Low Limit	High Limit	Flag
1,1,2-Trichlorotrifluoroethane	5.54	15	4.64	119	40	160	
1,2,3-Trichlorobenzene	5.19	5	4.64	112	20	180	
1,2,4-Trichlorobenzene	5.69	5	4.64	123	20	180	
1,2-Dibromo-3-chloropropane	5.83	10	4.64	126	20	180	
2-Butanone	5.82	15	4.64	125	40	160	
2-Chloroethylvinylether	5.30	15	4.64	114	20	180	
2-Hexanone	4.77	15	4.64	103	20	180	
4-Methyl-2-pentanone	4.79	15	4.64	103	50	150	
Acetone	7.97	15	4.64	172	20	200	
Carbon disulfide	5.02	15	4.64	108	20	200	
Cyclohexane	6.03	15	4.64	130	20	180	
Iodomethane	3.59	15	4.64	77.4	20	200	
Methyl Acetate	6.12	15	4.64	132	30	180	
Methylcyclohexane	4.97	15	4.64	107	20	200	
Naphthalene	5.90	15	4.64	127	20	200	

CLIENT: Geo Strata Environmental Consultants
Project: Hillcrest CEI
Lab Order: 1010157

CASE NARRATIVE

Samples were analyzed using the methods outlined in the following references:

Method TX1005 - Total Petroleum Hydrocarbons (soil & water)
Method SW8260B - Volatile Organics by GCMS (soil & water) (The compound Cyclohexane is not NELAC Certified)
Method SW8270C - PAH Organics by GCMS (soil & water)
Method D2216 - Percent Moisture

Exception Report R1-01

Samples were received and log-in performed on 10/21/2010. A total of 10 samples were received. The samples arrived in good condition and were properly packaged.

Exception Report R4-02

For Volatiles Analysis, the recovery of surrogate 4-Bromofluorobenzene for Sample SO-MW8-03 was slightly above the method control limits. This was flagged accordingly in the enclosed Analytical Data Report. The remaining surrogates for this sample were within the control limits. No further corrective actions were taken.

Exception Report R7-01

For TX1005 and PAH Organics Analysis, for soils, the reference samples designated for the MS/MSDs are Geostrata samples not from this workorder. An MS/MSD is not applicable for the Equipment Blank, Field Blank or Trip Blank.

Exception Report R7-02

For Volatiles Analysis, for soil batch 43549, an MS/MSD was not analyzed due to limited sample volume. An LCS/LCSD was analyzed instead.

Exception Report S2-02

For Volatiles Analysis, the recoveries of Chloroethane and Trichlorofluoromethane for the Initial Calibration Verification (ICV-101022) were slightly above the method control limits. This was flagged accordingly in the enclosed QC Summary Report. The associated LCS was within the control limits for these compounds. No further corrective actions were taken.

DHL Analytical

Date: 11/08/10

CLIENT: Geo Strata Environmental Consultants
Project: Hillcrest CEI
Lab Order: 1010157

Work Order Sample Summary

Lab Smp ID	Client Sample ID	Tag Number	Date Collected	Date Recv'd
1010157-01	Trip Blank		10/20/10	10/21/10
1010157-02	SO-MW4-01		10/20/10 08:30 AM	10/21/10
1010157-03	SO-MW7-01		10/20/10 10:55 AM	10/21/10
1010157-04	SO-MW8-01		10/20/10 02:32 PM	10/21/10
1010157-05	SO-MW8-02		10/20/10 02:35 PM	10/21/10
1010157-06	SO-MW8-03		10/20/10 02:35 PM	10/21/10
1010157-07	Trip Blank		10/20/10	10/21/10
1010157-08	SO-MW5-01		10/20/10 08:55 AM	10/21/10
1010157-09	GW-FB-3		10/20/10 04:30 PM	10/21/10
1010157-10	GW-EB-4		10/20/10 05:00 PM	10/21/10

CLIENT: Geo Strata Environmental Consultants
Project: Hillcrest CEI
Lab Order: 1010157

PREP DATES REPORT

Sample ID	Client Sample ID	Collection Date	Matrix	Test Number	Test Name	Prep Date	Batch ID
1010157-01A	Trip Blank	10/20/10	Trip Blank	SW5030B	Purge and Trap Water GC/MS	10/26/10 11:09 AM	43586
1010157-02A	SO-MW4-01	10/20/10 08:30 AM	Soil	SW5035	Purge and Trap 5035	10/22/10 01:35 PM	43549
1010157-02B	SO-MW4-01	10/20/10 08:30 AM	Soil	TX1005	TX1005 Soil Prep	10/21/10 01:23 PM	43528
1010157-02C	SO-MW4-01	10/20/10 08:30 AM	Soil	SW3550B	Soil Prep Sonication: PAH	10/26/10 11:04 AM	43585
1010157-02D	SO-MW4-01	10/20/10 08:30 AM	Soil	D2216	Moisture Preparation	10/21/10 02:18 PM	43534
1010157-03A	SO-MW7-01	10/20/10 10:55 AM	Soil	SW5035	Purge and Trap 5035	10/22/10 01:35 PM	43549
1010157-03B	SO-MW7-01	10/20/10 10:55 AM	Soil	TX1005	TX1005 Soil Prep	10/21/10 01:23 PM	43528
1010157-03C	SO-MW7-01	10/20/10 10:55 AM	Soil	SW3550B	Soil Prep Sonication: PAH	10/26/10 11:04 AM	43585
1010157-03D	SO-MW7-01	10/20/10 10:55 AM	Soil	D2216	Moisture Preparation	10/21/10 02:18 PM	43534
1010157-04A	SO-MW8-01	10/20/10 02:32 PM	Soil	SW5035	Purge and Trap 5035	10/22/10 01:35 PM	43549
1010157-04B	SO-MW8-01	10/20/10 02:32 PM	Soil	TX1005	TX1005 Soil Prep	10/21/10 01:23 PM	43528
1010157-04C	SO-MW8-01	10/20/10 02:32 PM	Soil	SW3550B	Soil Prep Sonication: PAH	10/26/10 11:04 AM	43585
1010157-04D	SO-MW8-01	10/20/10 02:32 PM	Soil	D2216	Moisture Preparation	10/21/10 02:18 PM	43534
1010157-05A	SO-MW8-02	10/20/10 02:35 PM	Soil	SW5035	Purge and Trap 5035	10/22/10 01:35 PM	43549
1010157-05B	SO-MW8-02	10/20/10 02:35 PM	Soil	TX1005	TX1005 Soil Prep	10/21/10 01:23 PM	43528
1010157-05C	SO-MW8-02	10/20/10 02:35 PM	Soil	SW3550B	Soil Prep Sonication: PAH	10/26/10 11:04 AM	43585
1010157-05D	SO-MW8-02	10/20/10 02:35 PM	Soil	D2216	Moisture Preparation	10/21/10 02:18 PM	43534
1010157-06A	SO-MW8-03	10/20/10 02:35 PM	Soil	SW5035	Purge and Trap 5035	10/22/10 01:35 PM	43549
1010157-06B	SO-MW8-03	10/20/10 02:35 PM	Soil	TX1005	TX1005 Soil Prep	10/21/10 01:23 PM	43528
1010157-06C	SO-MW8-03	10/20/10 02:35 PM	Soil	SW3550B	Soil Prep Sonication: PAH	10/27/10 10:44 AM	43603
1010157-06D	SO-MW8-03	10/20/10 02:35 PM	Soil	D2216	Moisture Preparation	10/21/10 02:18 PM	43534
1010157-07A	Trip Blank	10/20/10	Trip Blank	SW5030B	Purge and Trap Water GC/MS	10/26/10 11:09 AM	43586
1010157-08A	SO-MW5-01	10/20/10 08:55 AM	Soil	SW5035	Purge and Trap 5035	10/22/10 10:35 AM	43549
1010157-08B	SO-MW5-01	10/20/10 08:55 AM	Soil	TX1005	TX1005 Soil Prep	10/21/10 01:23 PM	43528
1010157-08C	SO-MW5-01	10/20/10 08:55 AM	Soil	SW3550B	Soil Prep Sonication: PAH	10/27/10 10:44 AM	43603
1010157-08D	SO-MW5-01	10/20/10 08:55 AM	Soil	D2216	Moisture Preparation	10/21/10 02:18 PM	43534
1010157-09A	GW-FB-3	10/20/10 04:30 PM	Field Blank	SW5030B	Purge and Trap Water GC/MS	10/26/10 11:09 AM	43586
1010157-10A	GW-EB-4	10/20/10 05:00 PM	Equip Blank	SW5030B	Purge and Trap Water GC/MS	10/26/10 11:09 AM	43586
1010157-10B	GW-EB-4	10/20/10 05:00 PM	Equip Blank	TX1005	TX1005 Water Prep	10/21/10 03:34 PM	43535

CLIENT: Geo Strata Environmental Consultants
Project: Hillcrest CEI
Lab Order: 1010157

PREP DATES REPORT

Sample ID	Client Sample ID	Collection Date	Matrix	Test Number	Test Name	Prep Date	Batch ID
1010157-10C	GW-EB-4	10/20/10 05:00 PM	Equip Blank	SW3510C	Aq Prep Sep Funnel: PAH	10/25/10 08:59 AM	43558

CLIENT: Geo Strata Environmental Consultants
Project: Hillcrest CEI
Lab Order: 1010157

ANALYTICAL DATES REPORT

Sample ID	Client Sample ID	Matrix	Test Number	Test Name	Batch ID	Dilution	Analysis Date	Run ID
1010157-01A	Trip Blank	Trip Blank	SW8260B	8260 Water Volatiles by GC/MS	43586	1	10/26/10 04:34 PM	GCMS7_101026A
1010157-02A	SO-MW4-01	Soil	SW8260B	Volatiles by 8260/5035 GC/MS	43549	1	10/22/10 02:07 PM	GCMS2_101022A
1010157-02B	SO-MW4-01	Soil	TX1005	Tx1005 TPH Soil	43528	1	10/22/10 12:12 PM	GC12_101022B
1010157-02C	SO-MW4-01	Soil	SW8270C	PAHs: GC/MS	43585	1	10/27/10 07:18 PM	GCMS6_101027A
1010157-02D	SO-MW4-01	Soil	D2216	Percent Moisture	43534	1	10/22/10 02:05 PM	PMOIST_101022A
1010157-03A	SO-MW7-01	Soil	SW8260B	Volatiles by 8260/5035 GC/MS	43549	1	10/22/10 02:41 PM	GCMS2_101022A
1010157-03B	SO-MW7-01	Soil	TX1005	Tx1005 TPH Soil	43528	1	10/22/10 12:38 PM	GC12_101022B
1010157-03C	SO-MW7-01	Soil	SW8270C	PAHs: GC/MS	43585	1	10/27/10 07:52 PM	GCMS6_101027A
1010157-03D	SO-MW7-01	Soil	D2216	Percent Moisture	43534	1	10/22/10 02:05 PM	PMOIST_101022A
1010157-04A	SO-MW8-01	Soil	SW8260B	Volatiles by 8260/5035 GC/MS	43549	1	10/22/10 03:14 PM	GCMS2_101022A
1010157-04B	SO-MW8-01	Soil	TX1005	Tx1005 TPH Soil	43528	1	10/22/10 12:47 PM	GC12_101022B
1010157-04C	SO-MW8-01	Soil	SW8270C	PAHs: GC/MS	43585	1	10/27/10 08:25 PM	GCMS6_101027A
1010157-04D	SO-MW8-01	Soil	D2216	Percent Moisture	43534	1	10/22/10 02:05 PM	PMOIST_101022A
1010157-05A	SO-MW8-02	Soil	SW8260B	Volatiles by 8260/5035 GC/MS	43549	1	10/22/10 03:46 PM	GCMS2_101022A
1010157-05B	SO-MW8-02	Soil	TX1005	Tx1005 TPH Soil	43528	1	10/22/10 12:56 PM	GC12_101022B
1010157-05C	SO-MW8-02	Soil	SW8270C	PAHs: GC/MS	43585	1	10/27/10 08:59 PM	GCMS6_101027A
1010157-05D	SO-MW8-02	Soil	D2216	Percent Moisture	43534	1	10/22/10 02:05 PM	PMOIST_101022A
1010157-06A	SO-MW8-03	Soil	SW8260B	Volatiles by 8260/5035 GC/MS	43549	1	10/22/10 04:20 PM	GCMS2_101022A
1010157-06B	SO-MW8-03	Soil	TX1005	Tx1005 TPH Soil	43528	1	10/22/10 01:44 PM	GC12_101022B
1010157-06C	SO-MW8-03	Soil	SW8270C	PAHs: GC/MS	43603	1	10/27/10 09:34 PM	GCMS6_101027A
1010157-06D	SO-MW8-03	Soil	D2216	Percent Moisture	43534	1	10/22/10 02:05 PM	PMOIST_101022A
1010157-07A	Trip Blank	Trip Blank	SW8260B	8260 Water Volatiles by GC/MS	43586	1	10/26/10 04:59 PM	GCMS7_101026A
1010157-08A	SO-MW5-01	Soil	SW8260B	Volatiles by 8260/5035 GC/MS	43549	1	10/22/10 04:52 PM	GCMS2_101022A
1010157-08B	SO-MW5-01	Soil	TX1005	Tx1005 TPH Soil	43528	1	10/22/10 01:53 PM	GC12_101022B
1010157-08C	SO-MW5-01	Soil	SW8270C	PAHs: GC/MS	43603	1	10/27/10 10:07 PM	GCMS6_101027A
1010157-08D	SO-MW5-01	Soil	D2216	Percent Moisture	43534	1	10/22/10 02:05 PM	PMOIST_101022A
1010157-09A	GW-FB-3	Field Blank	SW8260B	8260 Water Volatiles by GC/MS	43586	1	10/26/10 05:25 PM	GCMS7_101026A
1010157-10A	GW-EB-4	Equip Blank	SW8260B	8260 Water Volatiles by GC/MS	43586	1	10/26/10 02:52 PM	GCMS7_101026A
1010157-10B	GW-EB-4	Equip Blank	TX1005	Tx1005 TPH Water	43535	1	10/22/10 11:18 AM	GC12_101022A

CLIENT: Geo Strata Environmental Consultants
Project: Hillcrest CEI
Lab Order: 1010157

ANALYTICAL DATES REPORT

Sample ID	Client Sample ID	Matrix	Test Number	Test Name	Batch ID	Dilution	Analysis Date	Run ID
1010157-10C	GW-EB-4	Equip Blank	SW8270C	PAHs: GC/MS	43558	1	10/25/10 04:08 PM	GCMS6_101025A

DHL Analytical

Date: 11/08/10

CLIENT:	Geo Strata Environmental Consultants	Client Sample ID:	Trip Blank
Project:	Hillcrest CEI	Lab ID:	1010157-01
Project No:	760 SL11	Collection Date:	10/20/10
Lab Order:	1010157	Matrix:	Trip Blank

Analyses	Result	SDL	RL	Qual	Units	DF	Date Analyzed
8260 Water Volatiles by GC/MS		SW8260B					Analyst: AJR
1,1,1-Trichloroethane	<0.000200	0.000200	0.00100		mg/L	1	10/26/10 04:34 PM
1,1,2,2-Tetrachloroethane	<0.000200	0.000200	0.00100		mg/L	1	10/26/10 04:34 PM
1,1,2-Trichloroethane	<0.000200	0.000200	0.00100		mg/L	1	10/26/10 04:34 PM
1,1,2-Trichlorotrifluoroethane	<0.00500	0.00500	0.0150		mg/L	1	10/26/10 04:34 PM
1,1-Dichloroethane	<0.000200	0.000200	0.00100		mg/L	1	10/26/10 04:34 PM
1,1-Dichloroethene	<0.000200	0.000200	0.00100		mg/L	1	10/26/10 04:34 PM
1,2,4-Trichlorobenzene	<0.00150	0.00150	0.00500		mg/L	1	10/26/10 04:34 PM
1,2-Dibromo-3-chloropropane	<0.00300	0.00300	0.0100		mg/L	1	10/26/10 04:34 PM
1,2-Dibromoethane	<0.000200	0.000200	0.00100		mg/L	1	10/26/10 04:34 PM
1,2-Dichlorobenzene	<0.000300	0.000300	0.00100		mg/L	1	10/26/10 04:34 PM
1,2-Dichloroethane	<0.000300	0.000300	0.00100		mg/L	1	10/26/10 04:34 PM
1,2-Dichloropropane	<0.000200	0.000200	0.00100		mg/L	1	10/26/10 04:34 PM
1,3-Dichlorobenzene	<0.000300	0.000300	0.00100		mg/L	1	10/26/10 04:34 PM
1,4-Dichlorobenzene	<0.000300	0.000300	0.00100		mg/L	1	10/26/10 04:34 PM
2-Butanone	<0.00500	0.00500	0.0150		mg/L	1	10/26/10 04:34 PM
2-Hexanone	<0.00500	0.00500	0.0150		mg/L	1	10/26/10 04:34 PM
4-Methyl-2-pentanone	<0.00500	0.00500	0.0150		mg/L	1	10/26/10 04:34 PM
Acetone	0.00986	0.00500	0.0150	J	mg/L	1	10/26/10 04:34 PM
Benzene	<0.000200	0.000200	0.00100		mg/L	1	10/26/10 04:34 PM
Bromodichloromethane	<0.000200	0.000200	0.00100		mg/L	1	10/26/10 04:34 PM
Bromoform	<0.000200	0.000200	0.00100		mg/L	1	10/26/10 04:34 PM
Bromomethane	<0.000300	0.000300	0.00100		mg/L	1	10/26/10 04:34 PM
Carbon disulfide	<0.00500	0.00500	0.0150		mg/L	1	10/26/10 04:34 PM
Carbon tetrachloride	<0.000200	0.000200	0.00100		mg/L	1	10/26/10 04:34 PM
Chlorobenzene	<0.000200	0.000200	0.00100		mg/L	1	10/26/10 04:34 PM
Chloroethane	<0.000300	0.000300	0.00100		mg/L	1	10/26/10 04:34 PM
Chloroform	<0.000300	0.000300	0.00100		mg/L	1	10/26/10 04:34 PM
Chloromethane	<0.000300	0.000300	0.00100		mg/L	1	10/26/10 04:34 PM
cis-1,2-Dichloroethene	<0.000200	0.000200	0.00100		mg/L	1	10/26/10 04:34 PM
cis-1,3-Dichloropropene	<0.000200	0.000200	0.00100		mg/L	1	10/26/10 04:34 PM
Cyclohexane	<0.00500	0.00500	0.0150	N	mg/L	1	10/26/10 04:34 PM
Dibromochloromethane	<0.000200	0.000200	0.00100		mg/L	1	10/26/10 04:34 PM
Dichlorodifluoromethane	<0.000200	0.000200	0.00100		mg/L	1	10/26/10 04:34 PM
Ethylbenzene	<0.000300	0.000300	0.00100		mg/L	1	10/26/10 04:34 PM
Isopropylbenzene	<0.000200	0.000200	0.00100		mg/L	1	10/26/10 04:34 PM
m,p-Xylene	<0.000600	0.000600	0.00200		mg/L	1	10/26/10 04:34 PM
Methyl Acetate	<0.00500	0.00500	0.0150		mg/L	1	10/26/10 04:34 PM
Methyl tert-butyl ether	<0.000300	0.000300	0.00100		mg/L	1	10/26/10 04:34 PM
Methylcyclohexane	<0.00500	0.00500	0.0150		mg/L	1	10/26/10 04:34 PM
Methylene chloride	<0.00250	0.00250	0.00250		mg/L	1	10/26/10 04:34 PM
o-Xylene	<0.000300	0.000300	0.00100		mg/L	1	10/26/10 04:34 PM
Styrene	<0.000200	0.000200	0.00100		mg/L	1	10/26/10 04:34 PM
Tetrachloroethene	<0.000600	0.000600	0.00200		mg/L	1	10/26/10 04:34 PM
Toluene	<0.000600	0.000600	0.00200		mg/L	1	10/26/10 04:34 PM

Qualifiers: See Final Page of Report for MQLs and MDLs

B	Analyte detected in the associated Method Blank	J	Analyte detected between SDL and RL
C	Sample Result or QC discussed in the Case Narrative	N	Parameter not NELAC certified
DF	Dilution Factor	ND	Not Detected at the SDL
E	TPH pattern not Gas or Diesel Range Pattern	RL	Reporting Limit (MQL adjusted for moisture and sample size)
		S	Spike Recovery outside control limits
		SDL	Sample Detection Limit

DHL Analytical

Date: 11/08/10

CLIENT:	Geo Strata Environmental Consultants	Client Sample ID:	Trip Blank
Project:	Hillcrest CEI	Lab ID:	1010157-01
Project No:	760 SL11	Collection Date:	10/20/10
Lab Order:	1010157	Matrix:	Trip Blank

Analyses	Result	SDL	RL	Qual	Units	DF	Date Analyzed
trans-1,2-Dichloroethene	<0.000200	0.000200	0.00100		mg/L	1	10/26/10 04:34 PM
trans-1,3-Dichloropropene	<0.000200	0.000200	0.00100		mg/L	1	10/26/10 04:34 PM
Trichloroethene	<0.000600	0.000600	0.00200		mg/L	1	10/26/10 04:34 PM
Trichlorofluoromethane	<0.000200	0.000200	0.00100		mg/L	1	10/26/10 04:34 PM
Vinyl chloride	<0.000100	0.000100	0.00100		mg/L	1	10/26/10 04:34 PM
Surr: 1,2-Dichloroethane-d4	91.5	0	72 - 119		%REC	1	10/26/10 04:34 PM
Surr: 4-Bromofluorobenzene	94.9	0	76 - 119		%REC	1	10/26/10 04:34 PM
Surr: Dibromofluoromethane	94.0	0	85 - 115		%REC	1	10/26/10 04:34 PM
Surr: Toluene-d8	103	0	81 - 120		%REC	1	10/26/10 04:34 PM

Qualifiers:

	See Final Page of Report for MQLs and MDLs	J	Analyte detected between SDL and RL
B	Analyte detected in the associated Method Blank	N	Parameter not NELAC certified
C	Sample Result or QC discussed in the Case Narrative	ND	Not Detected at the SDL
DF	Dilution Factor	RL	Reporting Limit (MQL adjusted for moisture and sample size)
E	TPH pattern not Gas or Diesel Range Pattern	S	Spike Recovery outside control limits
		SDL	Sample Detection Limit

DHL Analytical

Date: 11/08/10

CLIENT:	Geo Strata Environmental Consultants	Client Sample ID:	SO-MW4-01
Project:	Hillcrest CEI	Lab ID:	1010157-02
Project No:	760 SL11	Collection Date:	10/20/10 08:30 AM
Lab Order:	1010157	Matrix:	Soil

Analyses	Result	SDL	RL	Qual	Units	DF	Date Analyzed
Tx1005 TPH Soil		TX1005					Analyst: AV
T/R Hydrocarbons: C6-C12	<6.62	6.62	18.9		mg/Kg-dry	1	10/22/10 12:12 PM
T/R Hydrocarbons: >C12-C28	<6.62	6.62	18.9		mg/Kg-dry	1	10/22/10 12:12 PM
T/R Hydrocarbons: >C28-C35	<6.62	6.62	18.9		mg/Kg-dry	1	10/22/10 12:12 PM
T/R Hydrocarbons: C6-C35	<6.62	6.62	18.9		mg/Kg-dry	1	10/22/10 12:12 PM
Surr: Isopropylbenzene	93.9	0	70 - 130		%REC	1	10/22/10 12:12 PM
Surr: Octacosane	97.8	0	70 - 130		%REC	1	10/22/10 12:12 PM
PAHs: GC/MS		SW8270C					Analyst: DO
Acenaphthene	<0.0234	0.0234	0.0586		mg/Kg-dry	1	10/27/10 07:18 PM
Acenaphthylene	<0.0117	0.0117	0.0586		mg/Kg-dry	1	10/27/10 07:18 PM
Anthracene	<0.0117	0.0117	0.0586		mg/Kg-dry	1	10/27/10 07:18 PM
Benzo[a]anthracene	<0.0234	0.0234	0.0586		mg/Kg-dry	1	10/27/10 07:18 PM
Benzo[a]pyrene	<0.0351	0.0351	0.0586		mg/Kg-dry	1	10/27/10 07:18 PM
Benzo[b]fluoranthene	<0.0234	0.0234	0.0586		mg/Kg-dry	1	10/27/10 07:18 PM
Benzo[g,h,i]perylene	<0.0234	0.0234	0.0586		mg/Kg-dry	1	10/27/10 07:18 PM
Benzo[k]fluoranthene	<0.0351	0.0351	0.0586		mg/Kg-dry	1	10/27/10 07:18 PM
Chrysene	<0.0234	0.0234	0.0586		mg/Kg-dry	1	10/27/10 07:18 PM
Dibenz[a,h]anthracene	<0.0234	0.0234	0.0586		mg/Kg-dry	1	10/27/10 07:18 PM
Fluoranthene	<0.0117	0.0117	0.0586		mg/Kg-dry	1	10/27/10 07:18 PM
Fluorene	<0.0117	0.0117	0.0586		mg/Kg-dry	1	10/27/10 07:18 PM
Indeno[1,2,3-cd]pyrene	<0.0117	0.0117	0.0586		mg/Kg-dry	1	10/27/10 07:18 PM
Naphthalene	<0.0117	0.0117	0.0586		mg/Kg-dry	1	10/27/10 07:18 PM
Phenanthrene	<0.0117	0.0117	0.0586		mg/Kg-dry	1	10/27/10 07:18 PM
Pyrene	<0.0234	0.0234	0.0586		mg/Kg-dry	1	10/27/10 07:18 PM
Surr: 2-Fluorobiphenyl	63.4	0	40 - 140		%REC	1	10/27/10 07:18 PM
Surr: 4-Terphenyl-d14	81.1	0	40 - 140		%REC	1	10/27/10 07:18 PM
Volatiles by 8260/5035 GC/MS		SW8260B					Analyst: CZ
1,1,1-Trichloroethane	<0.00107	0.00107	0.00533		mg/Kg-dry	1	10/22/10 02:07 PM
1,1,2,2-Tetrachloroethane	<0.00107	0.00107	0.00533		mg/Kg-dry	1	10/22/10 02:07 PM
1,1,2-Trichloroethane	<0.00107	0.00107	0.00533		mg/Kg-dry	1	10/22/10 02:07 PM
1,1,2-Trichlorotrifluoroethane	<0.00533	0.00533	0.0160		mg/Kg-dry	1	10/22/10 02:07 PM
1,1-Dichloroethane	<0.00107	0.00107	0.00533		mg/Kg-dry	1	10/22/10 02:07 PM
1,1-Dichloroethene	<0.00107	0.00107	0.00533		mg/Kg-dry	1	10/22/10 02:07 PM
1,2,4-Trichlorobenzene	<0.00107	0.00107	0.00533		mg/Kg-dry	1	10/22/10 02:07 PM
1,2-Dibromo-3-chloropropane	<0.00107	0.00107	0.00533		mg/Kg-dry	1	10/22/10 02:07 PM
1,2-Dibromoethane	<0.00107	0.00107	0.00533		mg/Kg-dry	1	10/22/10 02:07 PM
1,2-Dichlorobenzene	<0.00107	0.00107	0.00533		mg/Kg-dry	1	10/22/10 02:07 PM
1,2-Dichloroethane	<0.00107	0.00107	0.00533		mg/Kg-dry	1	10/22/10 02:07 PM
1,2-Dichloropropane	<0.00107	0.00107	0.00533		mg/Kg-dry	1	10/22/10 02:07 PM
1,3-Dichlorobenzene	<0.00107	0.00107	0.00533		mg/Kg-dry	1	10/22/10 02:07 PM
1,4-Dichlorobenzene	<0.00107	0.00107	0.00533		mg/Kg-dry	1	10/22/10 02:07 PM
2-Butanone	<0.00533	0.00533	0.0160		mg/Kg-dry	1	10/22/10 02:07 PM
2-Hexanone	<0.00533	0.00533	0.0160		mg/Kg-dry	1	10/22/10 02:07 PM
4-Methyl-2-pentanone	<0.00533	0.00533	0.0160		mg/Kg-dry	1	10/22/10 02:07 PM
Acetone	<0.0160	0.0160	0.0533		mg/Kg-dry	1	10/22/10 02:07 PM

Qualifiers:

	See Final Page of Report for MQLs and MDLs	J	Analyte detected between SDL and RL
B	Analyte detected in the associated Method Blank	N	Parameter not NELAC certified
C	Sample Result or QC discussed in the Case Narrative	ND	Not Detected at the SDL
DF	Dilution Factor	RL	Reporting Limit (MQL adjusted for moisture and sample size)
E	TPH pattern not Gas or Diesel Range Pattern	S	Spike Recovery outside control limits
		SDL	Sample Detection Limit

DHL Analytical

Date: 11/08/10

CLIENT:	Geo Strata Environmental Consultants	Client Sample ID:	SO-MW4-01
Project:	Hillcrest CEI	Lab ID:	1010157-02
Project No:	760 SL11	Collection Date:	10/20/10 08:30 AM
Lab Order:	1010157	Matrix:	Soil

Analyses	Result	SDL	RL	Qual	Units	DF	Date Analyzed
Benzene	<0.00107	0.00107	0.00533		mg/Kg-dry	1	10/22/10 02:07 PM
Bromodichloromethane	<0.00107	0.00107	0.00533		mg/Kg-dry	1	10/22/10 02:07 PM
Bromoform	<0.00107	0.00107	0.00533		mg/Kg-dry	1	10/22/10 02:07 PM
Bromomethane	<0.00107	0.00107	0.00533		mg/Kg-dry	1	10/22/10 02:07 PM
Carbon disulfide	<0.00107	0.00107	0.00533		mg/Kg-dry	1	10/22/10 02:07 PM
Carbon tetrachloride	<0.00107	0.00107	0.00533		mg/Kg-dry	1	10/22/10 02:07 PM
Chlorobenzene	<0.00107	0.00107	0.00533		mg/Kg-dry	1	10/22/10 02:07 PM
Chloroethane	<0.00107	0.00107	0.00533		mg/Kg-dry	1	10/22/10 02:07 PM
Chloroform	<0.00107	0.00107	0.00533		mg/Kg-dry	1	10/22/10 02:07 PM
Chloromethane	<0.00107	0.00107	0.00533		mg/Kg-dry	1	10/22/10 02:07 PM
cis-1,2-Dichloroethene	<0.00107	0.00107	0.00533		mg/Kg-dry	1	10/22/10 02:07 PM
cis-1,3-Dichloropropene	<0.00107	0.00107	0.00533		mg/Kg-dry	1	10/22/10 02:07 PM
Cyclohexane	<0.00533	0.00533	0.0160	N	mg/Kg-dry	1	10/22/10 02:07 PM
Dibromochloromethane	<0.00107	0.00107	0.00533		mg/Kg-dry	1	10/22/10 02:07 PM
Dichlorodifluoromethane	<0.00107	0.00107	0.00533		mg/Kg-dry	1	10/22/10 02:07 PM
Ethylbenzene	<0.00107	0.00107	0.00533		mg/Kg-dry	1	10/22/10 02:07 PM
Isopropylbenzene	<0.00107	0.00107	0.00533		mg/Kg-dry	1	10/22/10 02:07 PM
m,p-Xylene	<0.00107	0.00107	0.00533		mg/Kg-dry	1	10/22/10 02:07 PM
Methyl Acetate	<0.00533	0.00533	0.0160		mg/Kg-dry	1	10/22/10 02:07 PM
Methyl tert-butyl ether	<0.00107	0.00107	0.00533		mg/Kg-dry	1	10/22/10 02:07 PM
Methylcyclohexane	<0.00533	0.00533	0.0160		mg/Kg-dry	1	10/22/10 02:07 PM
Methylene chloride	<0.00533	0.00533	0.00533		mg/Kg-dry	1	10/22/10 02:07 PM
o-Xylene	<0.00107	0.00107	0.00533		mg/Kg-dry	1	10/22/10 02:07 PM
Styrene	<0.00107	0.00107	0.00533		mg/Kg-dry	1	10/22/10 02:07 PM
Tetrachloroethene	<0.00107	0.00107	0.00533		mg/Kg-dry	1	10/22/10 02:07 PM
Toluene	<0.00107	0.00107	0.00533		mg/Kg-dry	1	10/22/10 02:07 PM
trans-1,2-Dichloroethene	<0.00107	0.00107	0.00533		mg/Kg-dry	1	10/22/10 02:07 PM
trans-1,3-Dichloropropene	<0.00107	0.00107	0.00533		mg/Kg-dry	1	10/22/10 02:07 PM
Trichloroethene	<0.00107	0.00107	0.00533		mg/Kg-dry	1	10/22/10 02:07 PM
Trichlorofluoromethane	<0.00533	0.00533	0.0160		mg/Kg-dry	1	10/22/10 02:07 PM
Vinyl chloride	<0.00107	0.00107	0.00533		mg/Kg-dry	1	10/22/10 02:07 PM
Surr: 1,2-Dichloroethane-d4	112	0	52 - 149		%REC	1	10/22/10 02:07 PM
Surr: 4-Bromofluorobenzene	105	0	84 - 118		%REC	1	10/22/10 02:07 PM
Surr: Dibromofluoromethane	99.7	0	65 - 135		%REC	1	10/22/10 02:07 PM
Surr: Toluene-d8	106	0	84 - 116		%REC	1	10/22/10 02:07 PM
Percent Moisture		**D2216**					**Analyst: AA**
Percent Moisture	15.0	0	0		WT%	1	10/22/10 02:05 PM

Qualifiers:		See Final Page of Report for MQLs and MDLs	J	Analyte detected between SDL and RL
	B	Analyte detected in the associated Method Blank	N	Parameter not NELAC certified
	C	Sample Result or QC discussed in the Case Narrative	ND	Not Detected at the SDL
	DF	Dilution Factor	RL	Reporting Limit (MQL adjusted for moisture and sample size)
	E	TPH pattern not Gas or Diesel Range Pattern	S	Spike Recovery outside control limits
			SDL	Sample Detection Limit

DHL Analytical

Date: 11/08/10

CLIENT:	Geo Strata Environmental Consultants	Client Sample ID:	SO-MW7-01
Project:	Hillcrest CEI	Lab ID:	1010157-03
Project No:	760 SL11	Collection Date:	10/20/10 10:55 AM
Lab Order:	1010157	Matrix:	Soil

Analyses	Result	SDL	RL	Qual	Units	DF	Date Analyzed
Tx1005 TPH Soil		TX1005					Analyst: AV
T/R Hydrocarbons: C6-C12	<6.35	6.35	18.2		mg/Kg-dry	1	10/22/10 12:38 PM
T/R Hydrocarbons: >C12-C28	<6.35	6.35	18.2		mg/Kg-dry	1	10/22/10 12:38 PM
T/R Hydrocarbons: >C28-C35	<6.35	6.35	18.2		mg/Kg-dry	1	10/22/10 12:38 PM
T/R Hydrocarbons: C6-C35	<6.35	6.35	18.2		mg/Kg-dry	1	10/22/10 12:38 PM
Surr: Isopropylbenzene	97.9	0	70 - 130		%REC	1	10/22/10 12:38 PM
Surr: Octacosane	97.0	0	70 - 130		%REC	1	10/22/10 12:38 PM
PAHs: GC/MS		SW8270C					Analyst: DO
Acenaphthene	<0.0236	0.0236	0.0590		mg/Kg-dry	1	10/27/10 07:52 PM
Acenaphthylene	<0.0118	0.0118	0.0590		mg/Kg-dry	1	10/27/10 07:52 PM
Anthracene	<0.0118	0.0118	0.0590		mg/Kg-dry	1	10/27/10 07:52 PM
Benzo[a]anthracene	<0.0236	0.0236	0.0590		mg/Kg-dry	1	10/27/10 07:52 PM
Benzo[a]pyrene	<0.0354	0.0354	0.0590		mg/Kg-dry	1	10/27/10 07:52 PM
Benzo[b]fluoranthene	<0.0236	0.0236	0.0590		mg/Kg-dry	1	10/27/10 07:52 PM
Benzo[g,h,i]perylene	<0.0236	0.0236	0.0590		mg/Kg-dry	1	10/27/10 07:52 PM
Benzo[k]fluoranthene	<0.0354	0.0354	0.0590		mg/Kg-dry	1	10/27/10 07:52 PM
Chrysene	<0.0236	0.0236	0.0590		mg/Kg-dry	1	10/27/10 07:52 PM
Dibenz[a,h]anthracene	<0.0236	0.0236	0.0590		mg/Kg-dry	1	10/27/10 07:52 PM
Fluoranthene	<0.0118	0.0118	0.0590		mg/Kg-dry	1	10/27/10 07:52 PM
Fluorene	<0.0118	0.0118	0.0590		mg/Kg-dry	1	10/27/10 07:52 PM
Indeno[1,2,3-cd]pyrene	<0.0118	0.0118	0.0590		mg/Kg-dry	1	10/27/10 07:52 PM
Naphthalene	<0.0118	0.0118	0.0590		mg/Kg-dry	1	10/27/10 07:52 PM
Phenanthrene	<0.0118	0.0118	0.0590		mg/Kg-dry	1	10/27/10 07:52 PM
Pyrene	<0.0236	0.0236	0.0590		mg/Kg-dry	1	10/27/10 07:52 PM
Surr: 2-Fluorobiphenyl	60.9	0	40 - 140		%REC	1	10/27/10 07:52 PM
Surr: 4-Terphenyl-d14	75.3	0	40 - 140		%REC	1	10/27/10 07:52 PM
Volatiles by 8260/5035 GC/MS		SW8260B					Analyst: CZ
1,1,1-Trichloroethane	<0.000975	0.000975	0.00487		mg/Kg-dry	1	10/22/10 02:41 PM
1,1,2,2-Tetrachloroethane	<0.000975	0.000975	0.00487		mg/Kg-dry	1	10/22/10 02:41 PM
1,1,2-Trichloroethane	<0.000975	0.000975	0.00487		mg/Kg-dry	1	10/22/10 02:41 PM
1,1,2-Trichlorotrifluoroethane	<0.00487	0.00487	0.0146		mg/Kg-dry	1	10/22/10 02:41 PM
1,1-Dichloroethane	<0.000975	0.000975	0.00487		mg/Kg-dry	1	10/22/10 02:41 PM
1,1-Dichloroethene	<0.000975	0.000975	0.00487		mg/Kg-dry	1	10/22/10 02:41 PM
1,2,4-Trichlorobenzene	<0.000975	0.000975	0.00487		mg/Kg-dry	1	10/22/10 02:41 PM
1,2-Dibromo-3-chloropropane	<0.000975	0.000975	0.00487		mg/Kg-dry	1	10/22/10 02:41 PM
1,2-Dibromoethane	<0.000975	0.000975	0.00487		mg/Kg-dry	1	10/22/10 02:41 PM
1,2-Dichlorobenzene	<0.000975	0.000975	0.00487		mg/Kg-dry	1	10/22/10 02:41 PM
1,2-Dichloroethane	<0.000975	0.000975	0.00487		mg/Kg-dry	1	10/22/10 02:41 PM
1,2-Dichloropropane	<0.000975	0.000975	0.00487		mg/Kg-dry	1	10/22/10 02:41 PM
1,3-Dichlorobenzene	<0.000975	0.000975	0.00487		mg/Kg-dry	1	10/22/10 02:41 PM
1,4-Dichlorobenzene	<0.000975	0.000975	0.00487		mg/Kg-dry	1	10/22/10 02:41 PM
2-Butanone	<0.00487	0.00487	0.0146		mg/Kg-dry	1	10/22/10 02:41 PM
2-Hexanone	<0.00487	0.00487	0.0146		mg/Kg-dry	1	10/22/10 02:41 PM
4-Methyl-2-pentanone	<0.00487	0.00487	0.0146		mg/Kg-dry	1	10/22/10 02:41 PM
Acetone	<0.0146	0.0146	0.0487		mg/Kg-dry	1	10/22/10 02:41 PM

Qualifiers:

	See Final Page of Report for MQLs and MDLs	J	Analyte detected between SDL and RL
B	Analyte detected in the associated Method Blank	N	Parameter not NELAC certified
C	Sample Result or QC discussed in the Case Narrative	ND	Not Detected at the SDL
DF	Dilution Factor	RL	Reporting Limit (MQL adjusted for moisture and sample size)
E	TPH pattern not Gas or Diesel Range Pattern	S	Spike Recovery outside control limits
		SDL	Sample Detection Limit

DHL Analytical

Date: 11/08/10

CLIENT:	Geo Strata Environmental Consultants	Client Sample ID:	SO-MW7-01
Project:	Hillcrest CEI	Lab ID:	1010157-03
Project No:	760 SL11	Collection Date:	10/20/10 10:55 AM
Lab Order:	1010157	Matrix:	Soil

Analyses	Result	SDL	RL	Qual	Units	DF	Date Analyzed
Benzene	<0.000975	0.000975	0.00487		mg/Kg-dry	1	10/22/10 02:41 PM
Bromodichloromethane	<0.000975	0.000975	0.00487		mg/Kg-dry	1	10/22/10 02:41 PM
Bromoform	<0.000975	0.000975	0.00487		mg/Kg-dry	1	10/22/10 02:41 PM
Bromomethane	<0.000975	0.000975	0.00487		mg/Kg-dry	1	10/22/10 02:41 PM
Carbon disulfide	<0.000975	0.000975	0.00487		mg/Kg-dry	1	10/22/10 02:41 PM
Carbon tetrachloride	<0.000975	0.000975	0.00487		mg/Kg-dry	1	10/22/10 02:41 PM
Chlorobenzene	<0.000975	0.000975	0.00487		mg/Kg-dry	1	10/22/10 02:41 PM
Chloroethane	<0.000975	0.000975	0.00487		mg/Kg-dry	1	10/22/10 02:41 PM
Chloroform	<0.000975	0.000975	0.00487		mg/Kg-dry	1	10/22/10 02:41 PM
Chloromethane	<0.000975	0.000975	0.00487		mg/Kg-dry	1	10/22/10 02:41 PM
cis-1,2-Dichloroethene	<0.000975	0.000975	0.00487		mg/Kg-dry	1	10/22/10 02:41 PM
cis-1,3-Dichloropropene	<0.000975	0.000975	0.00487		mg/Kg-dry	1	10/22/10 02:41 PM
Cyclohexane	<0.00487	0.00487	0.0146	N	mg/Kg-dry	1	10/22/10 02:41 PM
Dibromochloromethane	<0.000975	0.000975	0.00487		mg/Kg-dry	1	10/22/10 02:41 PM
Dichlorodifluoromethane	<0.000975	0.000975	0.00487		mg/Kg-dry	1	10/22/10 02:41 PM
Ethylbenzene	<0.000975	0.000975	0.00487		mg/Kg-dry	1	10/22/10 02:41 PM
Isopropylbenzene	<0.000975	0.000975	0.00487		mg/Kg-dry	1	10/22/10 02:41 PM
m,p-Xylene	<0.000975	0.000975	0.00487		mg/Kg-dry	1	10/22/10 02:41 PM
Methyl Acetate	<0.00487	0.00487	0.0146		mg/Kg-dry	1	10/22/10 02:41 PM
Methyl tert-butyl ether	<0.000975	0.000975	0.00487		mg/Kg-dry	1	10/22/10 02:41 PM
Methylcyclohexane	<0.00487	0.00487	0.0146		mg/Kg-dry	1	10/22/10 02:41 PM
Methylene chloride	<0.00487	0.00487	0.00487		mg/Kg-dry	1	10/22/10 02:41 PM
o-Xylene	<0.000975	0.000975	0.00487		mg/Kg-dry	1	10/22/10 02:41 PM
Styrene	<0.000975	0.000975	0.00487		mg/Kg-dry	1	10/22/10 02:41 PM
Tetrachloroethene	<0.000975	0.000975	0.00487		mg/Kg-dry	1	10/22/10 02:41 PM
Toluene	<0.000975	0.000975	0.00487		mg/Kg-dry	1	10/22/10 02:41 PM
trans-1,2-Dichloroethene	<0.000975	0.000975	0.00487		mg/Kg-dry	1	10/22/10 02:41 PM
trans-1,3-Dichloropropene	<0.000975	0.000975	0.00487		mg/Kg-dry	1	10/22/10 02:41 PM
Trichloroethene	<0.000975	0.000975	0.00487		mg/Kg-dry	1	10/22/10 02:41 PM
Trichlorofluoromethane	<0.00487	0.00487	0.0146		mg/Kg-dry	1	10/22/10 02:41 PM
Vinyl chloride	<0.000975	0.000975	0.00487		mg/Kg-dry	1	10/22/10 02:41 PM
Surr: 1,2-Dichloroethane-d4	114	0	52 - 149		%REC	1	10/22/10 02:41 PM
Surr: 4-Bromofluorobenzene	105	0	84 - 118		%REC	1	10/22/10 02:41 PM
Surr: Dibromofluoromethane	99.9	0	65 - 135		%REC	1	10/22/10 02:41 PM
Surr: Toluene-d8	105	0	84 - 116		%REC	1	10/22/10 02:41 PM
Percent Moisture		**D2216**					**Analyst: AA**
Percent Moisture	17.6	0	0		WT%	1	10/22/10 02:05 PM

Qualifiers:		See Final Page of Report for MQLs and MDLs	J	Analyte detected between SDL and RL
	B	Analyte detected in the associated Method Blank	N	Parameter not NELAC certified
	C	Sample Result or QC discussed in the Case Narrative	ND	Not Detected at the SDL
	DF	Dilution Factor	RL	Reporting Limit (MQL adjusted for moisture and sample size)
	E	TPH pattern not Gas or Diesel Range Pattern	S	Spike Recovery outside control limits
			SDL	Sample Detection Limit

DHL Analytical

Date: 11/08/10

CLIENT:	Geo Strata Environmental Consultants	Client Sample ID:	SO-MW8-01
Project:	Hillcrest CEI	Lab ID:	1010157-04
Project No:	760 SL11	Collection Date:	10/20/10 02:32 PM
Lab Order:	1010157	Matrix:	Soil

Analyses	Result	SDL	RL	Qual	Units	DF	Date Analyzed
Tx1005 TPH Soil		TX1005					Analyst: AV
T/R Hydrocarbons: C6-C12	<6.55	6.55	18.7		mg/Kg-dry	1	10/22/10 12:47 PM
T/R Hydrocarbons: >C12-C28	<6.55	6.55	18.7		mg/Kg-dry	1	10/22/10 12:47 PM
T/R Hydrocarbons: >C28-C35	<6.55	6.55	18.7		mg/Kg-dry	1	10/22/10 12:47 PM
T/R Hydrocarbons: C6-C35	<6.55	6.55	18.7		mg/Kg-dry	1	10/22/10 12:47 PM
Surr: Isopropylbenzene	99.5	0	70 - 130		%REC	1	10/22/10 12:47 PM
Surr: Octacosane	99.1	0	70 - 130		%REC	1	10/22/10 12:47 PM
PAHs: GC/MS		SW8270C					Analyst: DO
Acenaphthene	<0.0245	0.0245	0.0612		mg/Kg-dry	1	10/27/10 08:25 PM
Acenaphthylene	<0.0122	0.0122	0.0612		mg/Kg-dry	1	10/27/10 08:25 PM
Anthracene	<0.0122	0.0122	0.0612		mg/Kg-dry	1	10/27/10 08:25 PM
Benzo[a]anthracene	<0.0245	0.0245	0.0612		mg/Kg-dry	1	10/27/10 08:25 PM
Benzo[a]pyrene	<0.0367	0.0367	0.0612		mg/Kg-dry	1	10/27/10 08:25 PM
Benzo[b]fluoranthene	<0.0245	0.0245	0.0612		mg/Kg-dry	1	10/27/10 08:25 PM
Benzo[g,h,i]perylene	<0.0245	0.0245	0.0612		mg/Kg-dry	1	10/27/10 08:25 PM
Benzo[k]fluoranthene	<0.0367	0.0367	0.0612		mg/Kg-dry	1	10/27/10 08:25 PM
Chrysene	<0.0245	0.0245	0.0612		mg/Kg-dry	1	10/27/10 08:25 PM
Dibenz[a,h]anthracene	<0.0245	0.0245	0.0612		mg/Kg-dry	1	10/27/10 08:25 PM
Fluoranthene	<0.0122	0.0122	0.0612		mg/Kg-dry	1	10/27/10 08:25 PM
Fluorene	<0.0122	0.0122	0.0612		mg/Kg-dry	1	10/27/10 08:25 PM
Indeno[1,2,3-cd]pyrene	<0.0122	0.0122	0.0612		mg/Kg-dry	1	10/27/10 08:25 PM
Naphthalene	<0.0122	0.0122	0.0612		mg/Kg-dry	1	10/27/10 08:25 PM
Phenanthrene	<0.0122	0.0122	0.0612		mg/Kg-dry	1	10/27/10 08:25 PM
Pyrene	<0.0245	0.0245	0.0612		mg/Kg-dry	1	10/27/10 08:25 PM
Surr: 2-Fluorobiphenyl	62.8	0	40 - 140		%REC	1	10/27/10 08:25 PM
Surr: 4-Terphenyl-d14	77.1	0	40 - 140		%REC	1	10/27/10 08:25 PM
Volatiles by 8260/5035 GC/MS		SW8260B					Analyst: CZ
1,1,1-Trichloroethane	<0.00105	0.00105	0.00525		mg/Kg-dry	1	10/22/10 03:14 PM
1,1,2,2-Tetrachloroethane	<0.00105	0.00105	0.00525		mg/Kg-dry	1	10/22/10 03:14 PM
1,1,2-Trichloroethane	<0.00105	0.00105	0.00525		mg/Kg-dry	1	10/22/10 03:14 PM
1,1,2-Trichlorotrifluoroethane	<0.00525	0.00525	0.0158		mg/Kg-dry	1	10/22/10 03:14 PM
1,1-Dichloroethane	<0.00105	0.00105	0.00525		mg/Kg-dry	1	10/22/10 03:14 PM
1,1-Dichloroethene	<0.00105	0.00105	0.00525		mg/Kg-dry	1	10/22/10 03:14 PM
1,2,4-Trichlorobenzene	<0.00105	0.00105	0.00525		mg/Kg-dry	1	10/22/10 03:14 PM
1,2-Dibromo-3-chloropropane	<0.00105	0.00105	0.00525		mg/Kg-dry	1	10/22/10 03:14 PM
1,2-Dibromoethane	<0.00105	0.00105	0.00525		mg/Kg-dry	1	10/22/10 03:14 PM
1,2-Dichlorobenzene	<0.00105	0.00105	0.00525		mg/Kg-dry	1	10/22/10 03:14 PM
1,2-Dichloroethane	<0.00105	0.00105	0.00525		mg/Kg-dry	1	10/22/10 03:14 PM
1,2-Dichloropropane	<0.00105	0.00105	0.00525		mg/Kg-dry	1	10/22/10 03:14 PM
1,3-Dichlorobenzene	<0.00105	0.00105	0.00525		mg/Kg-dry	1	10/22/10 03:14 PM
1,4-Dichlorobenzene	<0.00105	0.00105	0.00525		mg/Kg-dry	1	10/22/10 03:14 PM
2-Butanone	<0.00525	0.00525	0.0158		mg/Kg-dry	1	10/22/10 03:14 PM
2-Hexanone	<0.00525	0.00525	0.0158		mg/Kg-dry	1	10/22/10 03:14 PM
4-Methyl-2-pentanone	<0.00525	0.00525	0.0158		mg/Kg-dry	1	10/22/10 03:14 PM
Acetone	<0.0158	0.0158	0.0525		mg/Kg-dry	1	10/22/10 03:14 PM

Qualifiers:

	See Final Page of Report for MQLs and MDLs	J	Analyte detected between SDL and RL
B	Analyte detected in the associated Method Blank	N	Parameter not NELAC certified
C	Sample Result or QC discussed in the Case Narrative	ND	Not Detected at the SDL
DF	Dilution Factor	RL	Reporting Limit (MQL adjusted for moisture and sample size)
E	TPH pattern not Gas or Diesel Range Pattern	S	Spike Recovery outside control limits
		SDL	Sample Detection Limit

DHL Analytical

Date: 11/08/10

CLIENT:	Geo Strata Environmental Consultants	Client Sample ID:	SO-MW8-01
Project:	Hillcrest CEI	Lab ID:	1010157-04
Project No:	760 SL11	Collection Date:	10/20/10 02:32 PM
Lab Order:	1010157	Matrix:	Soil

Analyses	Result	SDL	RL	Qual	Units	DF	Date Analyzed
Benzene	<0.00105	0.00105	0.00525		mg/Kg-dry	1	10/22/10 03:14 PM
Bromodichloromethane	<0.00105	0.00105	0.00525		mg/Kg-dry	1	10/22/10 03:14 PM
Bromoform	<0.00105	0.00105	0.00525		mg/Kg-dry	1	10/22/10 03:14 PM
Bromomethane	<0.00105	0.00105	0.00525		mg/Kg-dry	1	10/22/10 03:14 PM
Carbon disulfide	<0.00105	0.00105	0.00525		mg/Kg-dry	1	10/22/10 03:14 PM
Carbon tetrachloride	<0.00105	0.00105	0.00525		mg/Kg-dry	1	10/22/10 03:14 PM
Chlorobenzene	<0.00105	0.00105	0.00525		mg/Kg-dry	1	10/22/10 03:14 PM
Chloroethane	<0.00105	0.00105	0.00525		mg/Kg-dry	1	10/22/10 03:14 PM
Chloroform	<0.00105	0.00105	0.00525		mg/Kg-dry	1	10/22/10 03:14 PM
Chloromethane	<0.00105	0.00105	0.00525		mg/Kg-dry	1	10/22/10 03:14 PM
cis-1,2-Dichloroethene	<0.00105	0.00105	0.00525		mg/Kg-dry	1	10/22/10 03:14 PM
cis-1,3-Dichloropropene	<0.00105	0.00105	0.00525		mg/Kg-dry	1	10/22/10 03:14 PM
Cyclohexane	<0.00525	0.00525	0.0158	N	mg/Kg-dry	1	10/22/10 03:14 PM
Dibromochloromethane	<0.00105	0.00105	0.00525		mg/Kg-dry	1	10/22/10 03:14 PM
Dichlorodifluoromethane	<0.00105	0.00105	0.00525		mg/Kg-dry	1	10/22/10 03:14 PM
Ethylbenzene	<0.00105	0.00105	0.00525		mg/Kg-dry	1	10/22/10 03:14 PM
Isopropylbenzene	<0.00105	0.00105	0.00525		mg/Kg-dry	1	10/22/10 03:14 PM
m,p-Xylene	<0.00105	0.00105	0.00525		mg/Kg-dry	1	10/22/10 03:14 PM
Methyl Acetate	<0.00525	0.00525	0.0158		mg/Kg-dry	1	10/22/10 03:14 PM
Methyl tert-butyl ether	<0.00105	0.00105	0.00525		mg/Kg-dry	1	10/22/10 03:14 PM
Methylcyclohexane	<0.00525	0.00525	0.0158		mg/Kg-dry	1	10/22/10 03:14 PM
Methylene chloride	<0.00525	0.00525	0.00525		mg/Kg-dry	1	10/22/10 03:14 PM
o-Xylene	<0.00105	0.00105	0.00525		mg/Kg-dry	1	10/22/10 03:14 PM
Styrene	<0.00105	0.00105	0.00525		mg/Kg-dry	1	10/22/10 03:14 PM
Tetrachloroethene	<0.00105	0.00105	0.00525		mg/Kg-dry	1	10/22/10 03:14 PM
Toluene	<0.00105	0.00105	0.00525		mg/Kg-dry	1	10/22/10 03:14 PM
trans-1,2-Dichloroethene	<0.00105	0.00105	0.00525		mg/Kg-dry	1	10/22/10 03:14 PM
trans-1,3-Dichloropropene	<0.00105	0.00105	0.00525		mg/Kg-dry	1	10/22/10 03:14 PM
Trichloroethene	<0.00105	0.00105	0.00525		mg/Kg-dry	1	10/22/10 03:14 PM
Trichlorofluoromethane	<0.00525	0.00525	0.0158		mg/Kg-dry	1	10/22/10 03:14 PM
Vinyl chloride	<0.00105	0.00105	0.00525		mg/Kg-dry	1	10/22/10 03:14 PM
Surr: 1,2-Dichloroethane-d4	118	0	52 - 149		%REC	1	10/22/10 03:14 PM
Surr: 4-Bromofluorobenzene	105	0	84 - 118		%REC	1	10/22/10 03:14 PM
Surr: Dibromofluoromethane	100	0	65 - 135		%REC	1	10/22/10 03:14 PM
Surr: Toluene-d8	106	0	84 - 116		%REC	1	10/22/10 03:14 PM
Percent Moisture		**D2216**					**Analyst: AA**
Percent Moisture	18.9	0	0		WT%	1	10/22/10 02:05 PM

Qualifiers:		See Final Page of Report for MQLs and MDLs	J	Analyte detected between SDL and RL
	B	Analyte detected in the associated Method Blank	N	Parameter not NELAC certified
	C	Sample Result or QC discussed in the Case Narrative	ND	Not Detected at the SDL
	DF	Dilution Factor	RL	Reporting Limit (MQL adjusted for moisture and sample size)
	E	TPH pattern not Gas or Diesel Range Pattern	S	Spike Recovery outside control limits
			SDL	Sample Detection Limit

DHL Analytical

Date: 11/08/10

CLIENT:	Geo Strata Environmental Consultants	Client Sample ID:	SO-MW8-02
Project:	Hillcrest CEI	Lab ID:	1010157-05
Project No:	760 SL11	Collection Date:	10/20/10 02:35 PM
Lab Order:	1010157	Matrix:	Soil

Analyses	Result	SDL	RL	Qual	Units	DF	Date Analyzed
Tx1005 TPH Soil		TX1005					Analyst: AV
T/R Hydrocarbons: C6-C12	<8.19	8.19	23.4		mg/Kg-dry	1	10/22/10 12:56 PM
T/R Hydrocarbons: >C12-C28	<8.19	8.19	23.4		mg/Kg-dry	1	10/22/10 12:56 PM
T/R Hydrocarbons: >C28-C35	<8.19	8.19	23.4		mg/Kg-dry	1	10/22/10 12:56 PM
T/R Hydrocarbons: C6-C35	<8.19	8.19	23.4		mg/Kg-dry	1	10/22/10 12:56 PM
Surr: Isopropylbenzene	97.8	0	70 - 130		%REC	1	10/22/10 12:56 PM
Surr: Octacosane	96.9	0	70 - 130		%REC	1	10/22/10 12:56 PM
PAHs: GC/MS		SW8270C					Analyst: DO
Acenaphthene	<0.0258	0.0258	0.0644		mg/Kg-dry	1	10/27/10 08:59 PM
Acenaphthylene	<0.0129	0.0129	0.0644		mg/Kg-dry	1	10/27/10 08:59 PM
Anthracene	<0.0129	0.0129	0.0644		mg/Kg-dry	1	10/27/10 08:59 PM
Benzo[a]anthracene	<0.0258	0.0258	0.0644		mg/Kg-dry	1	10/27/10 08:59 PM
Benzo[a]pyrene	<0.0387	0.0387	0.0644		mg/Kg-dry	1	10/27/10 08:59 PM
Benzo[b]fluoranthene	<0.0258	0.0258	0.0644		mg/Kg-dry	1	10/27/10 08:59 PM
Benzo[g,h,i]perylene	<0.0258	0.0258	0.0644		mg/Kg-dry	1	10/27/10 08:59 PM
Benzo[k]fluoranthene	<0.0387	0.0387	0.0644		mg/Kg-dry	1	10/27/10 08:59 PM
Chrysene	<0.0258	0.0258	0.0644		mg/Kg-dry	1	10/27/10 08:59 PM
Dibenz[a,h]anthracene	<0.0258	0.0258	0.0644		mg/Kg-dry	1	10/27/10 08:59 PM
Fluoranthene	<0.0129	0.0129	0.0644		mg/Kg-dry	1	10/27/10 08:59 PM
Fluorene	<0.0129	0.0129	0.0644		mg/Kg-dry	1	10/27/10 08:59 PM
Indeno[1,2,3-cd]pyrene	<0.0129	0.0129	0.0644		mg/Kg-dry	1	10/27/10 08:59 PM
Naphthalene	<0.0129	0.0129	0.0644		mg/Kg-dry	1	10/27/10 08:59 PM
Phenanthrene	<0.0129	0.0129	0.0644		mg/Kg-dry	1	10/27/10 08:59 PM
Pyrene	<0.0258	0.0258	0.0644		mg/Kg-dry	1	10/27/10 08:59 PM
Surr: 2-Fluorobiphenyl	63.3	0	40 - 140		%REC	1	10/27/10 08:59 PM
Surr: 4-Terphenyl-d14	76.6	0	40 - 140		%REC	1	10/27/10 08:59 PM
Volatiles by 8260/5035 GC/MS		SW8260B					Analyst: CZ
1,1,1-Trichloroethane	<0.00120	0.00120	0.00598		mg/Kg-dry	1	10/22/10 03:46 PM
1,1,2,2-Tetrachloroethane	<0.00120	0.00120	0.00598		mg/Kg-dry	1	10/22/10 03:46 PM
1,1,2-Trichloroethane	<0.00120	0.00120	0.00598		mg/Kg-dry	1	10/22/10 03:46 PM
1,1,2-Trichlorotrifluoroethane	<0.00598	0.00598	0.0179		mg/Kg-dry	1	10/22/10 03:46 PM
1,1-Dichloroethane	<0.00120	0.00120	0.00598		mg/Kg-dry	1	10/22/10 03:46 PM
1,1-Dichloroethene	<0.00120	0.00120	0.00598		mg/Kg-dry	1	10/22/10 03:46 PM
1,2,4-Trichlorobenzene	<0.00120	0.00120	0.00598		mg/Kg-dry	1	10/22/10 03:46 PM
1,2-Dibromo-3-chloropropane	<0.00120	0.00120	0.00598		mg/Kg-dry	1	10/22/10 03:46 PM
1,2-Dibromoethane	<0.00120	0.00120	0.00598		mg/Kg-dry	1	10/22/10 03:46 PM
1,2-Dichlorobenzene	<0.00120	0.00120	0.00598		mg/Kg-dry	1	10/22/10 03:46 PM
1,2-Dichloroethane	<0.00120	0.00120	0.00598		mg/Kg-dry	1	10/22/10 03:46 PM
1,2-Dichloropropane	<0.00120	0.00120	0.00598		mg/Kg-dry	1	10/22/10 03:46 PM
1,3-Dichlorobenzene	<0.00120	0.00120	0.00598		mg/Kg-dry	1	10/22/10 03:46 PM
1,4-Dichlorobenzene	<0.00120	0.00120	0.00598		mg/Kg-dry	1	10/22/10 03:46 PM
2-Butanone	<0.00598	0.00598	0.0179		mg/Kg-dry	1	10/22/10 03:46 PM
2-Hexanone	<0.00598	0.00598	0.0179		mg/Kg-dry	1	10/22/10 03:46 PM
4-Methyl-2-pentanone	<0.00598	0.00598	0.0179		mg/Kg-dry	1	10/22/10 03:46 PM
Acetone	<0.0179	0.0179	0.0598		mg/Kg-dry	1	10/22/10 03:46 PM

Qualifiers:

	See Final Page of Report for MQLs and MDLs	J	Analyte detected between SDL and RL
B	Analyte detected in the associated Method Blank	N	Parameter not NELAC certified
C	Sample Result or QC discussed in the Case Narrative	ND	Not Detected at the SDL
DF	Dilution Factor	RL	Reporting Limit (MQL adjusted for moisture and sample size)
E	TPH pattern not Gas or Diesel Range Pattern	S	Spike Recovery outside control limits
		SDL	Sample Detection Limit

DHL Analytical

Date: 11/08/10

CLIENT:	Geo Strata Environmental Consultants	Client Sample ID:	SO-MW8-02
Project:	Hillcrest CEI	Lab ID:	1010157-05
Project No:	760 SL11	Collection Date:	10/20/10 02:35 PM
Lab Order:	1010157	Matrix:	Soil

Analyses	Result	SDL	RL	Qual	Units	DF	Date Analyzed
Benzene	<0.00120	0.00120	0.00598		mg/Kg-dry	1	10/22/10 03:46 PM
Bromodichloromethane	<0.00120	0.00120	0.00598		mg/Kg-dry	1	10/22/10 03:46 PM
Bromoform	<0.00120	0.00120	0.00598		mg/Kg-dry	1	10/22/10 03:46 PM
Bromomethane	<0.00120	0.00120	0.00598		mg/Kg-dry	1	10/22/10 03:46 PM
Carbon disulfide	<0.00120	0.00120	0.00598		mg/Kg-dry	1	10/22/10 03:46 PM
Carbon tetrachloride	<0.00120	0.00120	0.00598		mg/Kg-dry	1	10/22/10 03:46 PM
Chlorobenzene	<0.00120	0.00120	0.00598		mg/Kg-dry	1	10/22/10 03:46 PM
Chloroethane	<0.00120	0.00120	0.00598		mg/Kg-dry	1	10/22/10 03:46 PM
Chloroform	<0.00120	0.00120	0.00598		mg/Kg-dry	1	10/22/10 03:46 PM
Chloromethane	<0.00120	0.00120	0.00598		mg/Kg-dry	1	10/22/10 03:46 PM
cis-1,2-Dichloroethene	<0.00120	0.00120	0.00598		mg/Kg-dry	1	10/22/10 03:46 PM
cis-1,3-Dichloropropene	<0.00120	0.00120	0.00598		mg/Kg-dry	1	10/22/10 03:46 PM
Cyclohexane	<0.00598	0.00598	0.0179	N	mg/Kg-dry	1	10/22/10 03:46 PM
Dibromochloromethane	<0.00120	0.00120	0.00598		mg/Kg-dry	1	10/22/10 03:46 PM
Dichlorodifluoromethane	<0.00120	0.00120	0.00598		mg/Kg-dry	1	10/22/10 03:46 PM
Ethylbenzene	<0.00120	0.00120	0.00598		mg/Kg-dry	1	10/22/10 03:46 PM
Isopropylbenzene	<0.00120	0.00120	0.00598		mg/Kg-dry	1	10/22/10 03:46 PM
m,p-Xylene	<0.00120	0.00120	0.00598		mg/Kg-dry	1	10/22/10 03:46 PM
Methyl Acetate	<0.00598	0.00598	0.0179		mg/Kg-dry	1	10/22/10 03:46 PM
Methyl tert-butyl ether	<0.00120	0.00120	0.00598		mg/Kg-dry	1	10/22/10 03:46 PM
Methylcyclohexane	<0.00598	0.00598	0.0179		mg/Kg-dry	1	10/22/10 03:46 PM
Methylene chloride	<0.00598	0.00598	0.00598		mg/Kg-dry	1	10/22/10 03:46 PM
o-Xylene	<0.00120	0.00120	0.00598		mg/Kg-dry	1	10/22/10 03:46 PM
Styrene	<0.00120	0.00120	0.00598		mg/Kg-dry	1	10/22/10 03:46 PM
Tetrachloroethene	<0.00120	0.00120	0.00598		mg/Kg-dry	1	10/22/10 03:46 PM
Toluene	0.00188	0.00120	0.00598	J	mg/Kg-dry	1	10/22/10 03:46 PM
trans-1,2-Dichloroethene	<0.00120	0.00120	0.00598		mg/Kg-dry	1	10/22/10 03:46 PM
trans-1,3-Dichloropropene	<0.00120	0.00120	0.00598		mg/Kg-dry	1	10/22/10 03:46 PM
Trichloroethene	<0.00120	0.00120	0.00598		mg/Kg-dry	1	10/22/10 03:46 PM
Trichlorofluoromethane	<0.00598	0.00598	0.0179		mg/Kg-dry	1	10/22/10 03:46 PM
Vinyl chloride	<0.00120	0.00120	0.00598		mg/Kg-dry	1	10/22/10 03:46 PM
Surr: 1,2-Dichloroethane-d4	117	0	52 - 149		%REC	1	10/22/10 03:46 PM
Surr: 4-Bromofluorobenzene	104	0	84 - 118		%REC	1	10/22/10 03:46 PM
Surr: Dibromofluoromethane	97.4	0	65 - 135		%REC	1	10/22/10 03:46 PM
Surr: Toluene-d8	106	0	84 - 116		%REC	1	10/22/10 03:46 PM
Percent Moisture		**D2216**					**Analyst: AA**
Percent Moisture	27.0	0	0		WT%	1	10/22/10 02:05 PM

Qualifiers:		See Final Page of Report for MQLs and MDLs	J	Analyte detected between SDL and RL
	B	Analyte detected in the associated Method Blank	N	Parameter not NELAC certified
	C	Sample Result or QC discussed in the Case Narrative	ND	Not Detected at the SDL
	DF	Dilution Factor	RL	Reporting Limit (MQL adjusted for moisture and sample size)
	E	TPH pattern not Gas or Diesel Range Pattern	S	Spike Recovery outside control limits
			SDL	Sample Detection Limit

DHL Analytical

Date: 11/08/10

CLIENT:	Geo Strata Environmental Consultants	Client Sample ID:	SO-MW8-03
Project:	Hillcrest CEI	Lab ID:	1010157-06
Project No:	760 SL11	Collection Date:	10/20/10 02:35 PM
Lab Order:	1010157	Matrix:	Soil

Analyses	Result	SDL	RL	Qual	Units	DF	Date Analyzed
Tx1005 TPH Soil		TX1005					Analyst: AV
T/R Hydrocarbons: C6-C12	<6.34	6.34	18.1		mg/Kg-dry	1	10/22/10 01:44 PM
T/R Hydrocarbons: >C12-C28	<6.34	6.34	18.1		mg/Kg-dry	1	10/22/10 01:44 PM
T/R Hydrocarbons: >C28-C35	<6.34	6.34	18.1		mg/Kg-dry	1	10/22/10 01:44 PM
T/R Hydrocarbons: C6-C35	<6.34	6.34	18.1		mg/Kg-dry	1	10/22/10 01:44 PM
Surr: Isopropylbenzene	94.2	0	70 - 130		%REC	1	10/22/10 01:44 PM
Surr: Octacosane	103	0	70 - 130		%REC	1	10/22/10 01:44 PM
PAHs: GC/MS		SW8270C					Analyst: DO
Acenaphthene	<0.0238	0.0238	0.0596		mg/Kg-dry	1	10/27/10 09:34 PM
Acenaphthylene	<0.0119	0.0119	0.0596		mg/Kg-dry	1	10/27/10 09:34 PM
Anthracene	<0.0119	0.0119	0.0596		mg/Kg-dry	1	10/27/10 09:34 PM
Benzo[a]anthracene	<0.0238	0.0238	0.0596		mg/Kg-dry	1	10/27/10 09:34 PM
Benzo[a]pyrene	<0.0358	0.0358	0.0596		mg/Kg-dry	1	10/27/10 09:34 PM
Benzo[b]fluoranthene	<0.0238	0.0238	0.0596		mg/Kg-dry	1	10/27/10 09:34 PM
Benzo[g,h,i]perylene	<0.0238	0.0238	0.0596		mg/Kg-dry	1	10/27/10 09:34 PM
Benzo[k]fluoranthene	<0.0358	0.0358	0.0596		mg/Kg-dry	1	10/27/10 09:34 PM
Chrysene	<0.0238	0.0238	0.0596		mg/Kg-dry	1	10/27/10 09:34 PM
Dibenz[a,h]anthracene	<0.0238	0.0238	0.0596		mg/Kg-dry	1	10/27/10 09:34 PM
Fluoranthene	<0.0119	0.0119	0.0596		mg/Kg-dry	1	10/27/10 09:34 PM
Fluorene	<0.0119	0.0119	0.0596		mg/Kg-dry	1	10/27/10 09:34 PM
Indeno[1,2,3-cd]pyrene	<0.0119	0.0119	0.0596		mg/Kg-dry	1	10/27/10 09:34 PM
Naphthalene	<0.0119	0.0119	0.0596		mg/Kg-dry	1	10/27/10 09:34 PM
Phenanthrene	<0.0119	0.0119	0.0596		mg/Kg-dry	1	10/27/10 09:34 PM
Pyrene	<0.0238	0.0238	0.0596		mg/Kg-dry	1	10/27/10 09:34 PM
Surr: 2-Fluorobiphenyl	54.3	0	40 - 140		%REC	1	10/27/10 09:34 PM
Surr: 4-Terphenyl-d14	69.9	0	40 - 140		%REC	1	10/27/10 09:34 PM
Volatiles by 8260/5035 GC/MS		SW8260B					Analyst: CZ
1,1,1-Trichloroethane	<0.00118	0.00118	0.00589		mg/Kg-dry	1	10/22/10 04:20 PM
1,1,2,2-Tetrachloroethane	<0.00118	0.00118	0.00589		mg/Kg-dry	1	10/22/10 04:20 PM
1,1,2-Trichloroethane	<0.00118	0.00118	0.00589		mg/Kg-dry	1	10/22/10 04:20 PM
1,1,2-Trichlorotrifluoroethane	<0.00589	0.00589	0.0177		mg/Kg-dry	1	10/22/10 04:20 PM
1,1-Dichloroethane	<0.00118	0.00118	0.00589		mg/Kg-dry	1	10/22/10 04:20 PM
1,1-Dichloroethene	<0.00118	0.00118	0.00589		mg/Kg-dry	1	10/22/10 04:20 PM
1,2,4-Trichlorobenzene	<0.00118	0.00118	0.00589		mg/Kg-dry	1	10/22/10 04:20 PM
1,2-Dibromo-3-chloropropane	<0.00118	0.00118	0.00589		mg/Kg-dry	1	10/22/10 04:20 PM
1,2-Dibromoethane	<0.00118	0.00118	0.00589		mg/Kg-dry	1	10/22/10 04:20 PM
1,2-Dichlorobenzene	<0.00118	0.00118	0.00589		mg/Kg-dry	1	10/22/10 04:20 PM
1,2-Dichloroethane	<0.00118	0.00118	0.00589		mg/Kg-dry	1	10/22/10 04:20 PM
1,2-Dichloropropane	<0.00118	0.00118	0.00589		mg/Kg-dry	1	10/22/10 04:20 PM
1,3-Dichlorobenzene	<0.00118	0.00118	0.00589		mg/Kg-dry	1	10/22/10 04:20 PM
1,4-Dichlorobenzene	<0.00118	0.00118	0.00589		mg/Kg-dry	1	10/22/10 04:20 PM
2-Butanone	<0.00589	0.00589	0.0177		mg/Kg-dry	1	10/22/10 04:20 PM
2-Hexanone	<0.00589	0.00589	0.0177		mg/Kg-dry	1	10/22/10 04:20 PM
4-Methyl-2-pentanone	<0.00589	0.00589	0.0177		mg/Kg-dry	1	10/22/10 04:20 PM
Acetone	<0.0177	0.0177	0.0589		mg/Kg-dry	1	10/22/10 04:20 PM

Qualifiers:

	See Final Page of Report for MQLs and MDLs	J	Analyte detected between SDL and RL
B	Analyte detected in the associated Method Blank	N	Parameter not NELAC certified
C	Sample Result or QC discussed in the Case Narrative	ND	Not Detected at the SDL
DF	Dilution Factor	RL	Reporting Limit (MQL adjusted for moisture and sample size)
E	TPH pattern not Gas or Diesel Range Pattern	S	Spike Recovery outside control limits
		SDL	Sample Detection Limit

DHL Analytical

Date: 11/08/10

CLIENT:	Geo Strata Environmental Consultants	Client Sample ID:	SO-MW8-03
Project:	Hillcrest CEI	Lab ID:	1010157-06
Project No:	760 SL11	Collection Date:	10/20/10 02:35 PM
Lab Order:	1010157	Matrix:	Soil

Analyses	Result	SDL	RL	Qual	Units	DF	Date Analyzed
Benzene	<0.00118	0.00118	0.00589		mg/Kg-dry	1	10/22/10 04:20 PM
Bromodichloromethane	<0.00118	0.00118	0.00589		mg/Kg-dry	1	10/22/10 04:20 PM
Bromoform	<0.00118	0.00118	0.00589		mg/Kg-dry	1	10/22/10 04:20 PM
Bromomethane	<0.00118	0.00118	0.00589		mg/Kg-dry	1	10/22/10 04:20 PM
Carbon disulfide	<0.00118	0.00118	0.00589		mg/Kg-dry	1	10/22/10 04:20 PM
Carbon tetrachloride	<0.00118	0.00118	0.00589		mg/Kg-dry	1	10/22/10 04:20 PM
Chlorobenzene	<0.00118	0.00118	0.00589		mg/Kg-dry	1	10/22/10 04:20 PM
Chloroethane	<0.00118	0.00118	0.00589		mg/Kg-dry	1	10/22/10 04:20 PM
Chloroform	<0.00118	0.00118	0.00589		mg/Kg-dry	1	10/22/10 04:20 PM
Chloromethane	<0.00118	0.00118	0.00589		mg/Kg-dry	1	10/22/10 04:20 PM
cis-1,2-Dichloroethene	<0.00118	0.00118	0.00589		mg/Kg-dry	1	10/22/10 04:20 PM
cis-1,3-Dichloropropene	<0.00118	0.00118	0.00589		mg/Kg-dry	1	10/22/10 04:20 PM
Cyclohexane	<0.00589	0.00589	0.0177	N	mg/Kg-dry	1	10/22/10 04:20 PM
Dibromochloromethane	<0.00118	0.00118	0.00589		mg/Kg-dry	1	10/22/10 04:20 PM
Dichlorodifluoromethane	<0.00118	0.00118	0.00589		mg/Kg-dry	1	10/22/10 04:20 PM
Ethylbenzene	<0.00118	0.00118	0.00589		mg/Kg-dry	1	10/22/10 04:20 PM
Isopropylbenzene	0.00166	0.00118	0.00589	J	mg/Kg-dry	1	10/22/10 04:20 PM
m,p-Xylene	<0.00118	0.00118	0.00589		mg/Kg-dry	1	10/22/10 04:20 PM
Methyl Acetate	<0.00589	0.00589	0.0177		mg/Kg-dry	1	10/22/10 04:20 PM
Methyl tert-butyl ether	<0.00118	0.00118	0.00589		mg/Kg-dry	1	10/22/10 04:20 PM
Methylcyclohexane	<0.00589	0.00589	0.0177		mg/Kg-dry	1	10/22/10 04:20 PM
Methylene chloride	<0.00589	0.00589	0.00589		mg/Kg-dry	1	10/22/10 04:20 PM
o-Xylene	<0.00118	0.00118	0.00589		mg/Kg-dry	1	10/22/10 04:20 PM
Styrene	<0.00118	0.00118	0.00589		mg/Kg-dry	1	10/22/10 04:20 PM
Tetrachloroethene	<0.00118	0.00118	0.00589		mg/Kg-dry	1	10/22/10 04:20 PM
Toluene	<0.00118	0.00118	0.00589		mg/Kg-dry	1	10/22/10 04:20 PM
trans-1,2-Dichloroethene	<0.00118	0.00118	0.00589		mg/Kg-dry	1	10/22/10 04:20 PM
trans-1,3-Dichloropropene	<0.00118	0.00118	0.00589		mg/Kg-dry	1	10/22/10 04:20 PM
Trichloroethene	<0.00118	0.00118	0.00589		mg/Kg-dry	1	10/22/10 04:20 PM
Trichlorofluoromethane	<0.00589	0.00589	0.0177		mg/Kg-dry	1	10/22/10 04:20 PM
Vinyl chloride	<0.00118	0.00118	0.00589		mg/Kg-dry	1	10/22/10 04:20 PM
Surr: 1,2-Dichloroethane-d4	116	0	52 - 149		%REC	1	10/22/10 04:20 PM
Surr: 4-Bromofluorobenzene	121	0	84 - 118	S	%REC	1	10/22/10 04:20 PM
Surr: Dibromofluoromethane	98.3	0	65 - 135		%REC	1	10/22/10 04:20 PM
Surr: Toluene-d8	101	0	84 - 116		%REC	1	10/22/10 04:20 PM
Percent Moisture		**D2216**					**Analyst: AA**
Percent Moisture	19.6	0	0		WT%	1	10/22/10 02:05 PM

Qualifiers:				
		See Final Page of Report for MQLs and MDLs	J	Analyte detected between SDL and RL
	B	Analyte detected in the associated Method Blank	N	Parameter not NELAC certified
	C	Sample Result or QC discussed in the Case Narrative	ND	Not Detected at the SDL
	DF	Dilution Factor	RL	Reporting Limit (MQL adjusted for moisture and sample size)
	E	TPH pattern not Gas or Diesel Range Pattern	S	Spike Recovery outside control limits
			SDL	Sample Detection Limit

DHL Analytical

Date: 11/08/10

CLIENT:	Geo Strata Environmental Consultants	Client Sample ID:	Trip Blank
Project:	Hillcrest CEI	Lab ID:	1010157-07
Project No:	760 SL11	Collection Date:	10/20/10
Lab Order:	1010157	Matrix:	Trip Blank

Analyses	Result	SDL	RL	Qual	Units	DF	Date Analyzed
8260 Water Volatiles by GC/MS		SW8260B					Analyst: AJR
1,1,1-Trichloroethane	<0.000200	0.000200	0.00100		mg/L	1	10/26/10 04:59 PM
1,1,2,2-Tetrachloroethane	<0.000200	0.000200	0.00100		mg/L	1	10/26/10 04:59 PM
1,1,2-Trichloroethane	<0.000200	0.000200	0.00100		mg/L	1	10/26/10 04:59 PM
1,1,2-Trichlorotrifluoroethane	<0.00500	0.00500	0.0150		mg/L	1	10/26/10 04:59 PM
1,1-Dichloroethane	<0.000200	0.000200	0.00100		mg/L	1	10/26/10 04:59 PM
1,1-Dichloroethene	<0.000200	0.000200	0.00100		mg/L	1	10/26/10 04:59 PM
1,2,4-Trichlorobenzene	<0.00150	0.00150	0.00500		mg/L	1	10/26/10 04:59 PM
1,2-Dibromo-3-chloropropane	<0.00300	0.00300	0.0100		mg/L	1	10/26/10 04:59 PM
1,2-Dibromoethane	<0.000200	0.000200	0.00100		mg/L	1	10/26/10 04:59 PM
1,2-Dichlorobenzene	<0.000300	0.000300	0.00100		mg/L	1	10/26/10 04:59 PM
1,2-Dichloroethane	<0.000300	0.000300	0.00100		mg/L	1	10/26/10 04:59 PM
1,2-Dichloropropane	<0.000200	0.000200	0.00100		mg/L	1	10/26/10 04:59 PM
1,3-Dichlorobenzene	<0.000300	0.000300	0.00100		mg/L	1	10/26/10 04:59 PM
1,4-Dichlorobenzene	<0.000300	0.000300	0.00100		mg/L	1	10/26/10 04:59 PM
2-Butanone	<0.00500	0.00500	0.0150		mg/L	1	10/26/10 04:59 PM
2-Hexanone	<0.00500	0.00500	0.0150		mg/L	1	10/26/10 04:59 PM
4-Methyl-2-pentanone	<0.00500	0.00500	0.0150		mg/L	1	10/26/10 04:59 PM
Acetone	<0.00500	0.00500	0.0150		mg/L	1	10/26/10 04:59 PM
Benzene	<0.000200	0.000200	0.00100		mg/L	1	10/26/10 04:59 PM
Bromodichloromethane	<0.000200	0.000200	0.00100		mg/L	1	10/26/10 04:59 PM
Bromoform	<0.000200	0.000200	0.00100		mg/L	1	10/26/10 04:59 PM
Bromomethane	<0.000300	0.000300	0.00100		mg/L	1	10/26/10 04:59 PM
Carbon disulfide	<0.00500	0.00500	0.0150		mg/L	1	10/26/10 04:59 PM
Carbon tetrachloride	<0.000200	0.000200	0.00100		mg/L	1	10/26/10 04:59 PM
Chlorobenzene	<0.000200	0.000200	0.00100		mg/L	1	10/26/10 04:59 PM
Chloroethane	<0.000300	0.000300	0.00100		mg/L	1	10/26/10 04:59 PM
Chloroform	<0.000300	0.000300	0.00100		mg/L	1	10/26/10 04:59 PM
Chloromethane	<0.000300	0.000300	0.00100		mg/L	1	10/26/10 04:59 PM
cis-1,2-Dichloroethene	<0.000200	0.000200	0.00100		mg/L	1	10/26/10 04:59 PM
cis-1,3-Dichloropropene	<0.000200	0.000200	0.00100		mg/L	1	10/26/10 04:59 PM
Cyclohexane	<0.00500	0.00500	0.0150	N	mg/L	1	10/26/10 04:59 PM
Dibromochloromethane	<0.000200	0.000200	0.00100		mg/L	1	10/26/10 04:59 PM
Dichlorodifluoromethane	<0.000200	0.000200	0.00100		mg/L	1	10/26/10 04:59 PM
Ethylbenzene	<0.000300	0.000300	0.00100		mg/L	1	10/26/10 04:59 PM
Isopropylbenzene	<0.000200	0.000200	0.00100		mg/L	1	10/26/10 04:59 PM
m,p-Xylene	<0.000600	0.000600	0.00200		mg/L	1	10/26/10 04:59 PM
Methyl Acetate	<0.00500	0.00500	0.0150		mg/L	1	10/26/10 04:59 PM
Methyl tert-butyl ether	<0.000300	0.000300	0.00100		mg/L	1	10/26/10 04:59 PM
Methylcyclohexane	<0.00500	0.00500	0.0150		mg/L	1	10/26/10 04:59 PM
Methylene chloride	<0.00250	0.00250	0.00250		mg/L	1	10/26/10 04:59 PM
o-Xylene	<0.000300	0.000300	0.00100		mg/L	1	10/26/10 04:59 PM
Styrene	<0.000200	0.000200	0.00100		mg/L	1	10/26/10 04:59 PM
Tetrachloroethene	<0.000600	0.000600	0.00200		mg/L	1	10/26/10 04:59 PM
Toluene	<0.000600	0.000600	0.00200		mg/L	1	10/26/10 04:59 PM

Qualifiers: See Final Page of Report for MQLs and MDLs

B	Analyte detected in the associated Method Blank	J	Analyte detected between SDL and RL
C	Sample Result or QC discussed in the Case Narrative	N	Parameter not NELAC certified
DF	Dilution Factor	ND	Not Detected at the SDL
E	TPH pattern not Gas or Diesel Range Pattern	RL	Reporting Limit (MQL adjusted for moisture and sample size)
		S	Spike Recovery outside control limits
		SDL	Sample Detection Limit

DHL Analytical

Date: 11/08/10

CLIENT:	Geo Strata Environmental Consultants	Client Sample ID:	Trip Blank
Project:	Hillcrest CEI	Lab ID:	1010157-07
Project No:	760 SL11	Collection Date:	10/20/10
Lab Order:	1010157	Matrix:	Trip Blank

Analyses	Result	SDL	RL	Qual	Units	DF	Date Analyzed
trans-1,2-Dichloroethene	<0.000200	0.000200	0.00100		mg/L	1	10/26/10 04:59 PM
trans-1,3-Dichloropropene	<0.000200	0.000200	0.00100		mg/L	1	10/26/10 04:59 PM
Trichloroethene	<0.000600	0.000600	0.00200		mg/L	1	10/26/10 04:59 PM
Trichlorofluoromethane	<0.000200	0.000200	0.00100		mg/L	1	10/26/10 04:59 PM
Vinyl chloride	<0.000100	0.000100	0.00100		mg/L	1	10/26/10 04:59 PM
Surr: 1,2-Dichloroethane-d4	91.4	0	72 - 119		%REC	1	10/26/10 04:59 PM
Surr: 4-Bromofluorobenzene	95.3	0	76 - 119		%REC	1	10/26/10 04:59 PM
Surr: Dibromofluoromethane	93.3	0	85 - 115		%REC	1	10/26/10 04:59 PM
Surr: Toluene-d8	101	0	81 - 120		%REC	1	10/26/10 04:59 PM

Qualifiers:

	See Final Page of Report for MQLs and MDLs	J	Analyte detected between SDL and RL
B	Analyte detected in the associated Method Blank	N	Parameter not NELAC certified
C	Sample Result or QC discussed in the Case Narrative	ND	Not Detected at the SDL
DF	Dilution Factor	RL	Reporting Limit (MQL adjusted for moisture and sample size)
E	TPH pattern not Gas or Diesel Range Pattern	S	Spike Recovery outside control limits
		SDL	Sample Detection Limit

DHL Analytical

Date: 11/08/10

CLIENT:	Geo Strata Environmental Consultants	Client Sample ID:	SO-MW5-01
Project:	Hillcrest CEI	Lab ID:	1010157-08
Project No:	760 SL11	Collection Date:	10/20/10 08:55 AM
Lab Order:	1010157	Matrix:	Soil

Analyses	Result	SDL	RL	Qual	Units	DF	Date Analyzed
Tx1005 TPH Soil		TX1005					Analyst: AV
T/R Hydrocarbons: C6-C12	<8.46	8.46	24.2		mg/Kg-dry	1	10/22/10 01:53 PM
T/R Hydrocarbons: >C12-C28	<8.46	8.46	24.2		mg/Kg-dry	1	10/22/10 01:53 PM
T/R Hydrocarbons: >C28-C35	<8.46	8.46	24.2		mg/Kg-dry	1	10/22/10 01:53 PM
T/R Hydrocarbons: C6-C35	<8.46	8.46	24.2		mg/Kg-dry	1	10/22/10 01:53 PM
Surr: Isopropylbenzene	94.8	0	70 - 130		%REC	1	10/22/10 01:53 PM
Surr: Octacosane	102	0	70 - 130		%REC	1	10/22/10 01:53 PM
PAHs: GC/MS		SW8270C					Analyst: DO
Acenaphthene	<0.0232	0.0232	0.0580		mg/Kg-dry	1	10/27/10 10:07 PM
Acenaphthylene	<0.0116	0.0116	0.0580		mg/Kg-dry	1	10/27/10 10:07 PM
Anthracene	<0.0116	0.0116	0.0580		mg/Kg-dry	1	10/27/10 10:07 PM
Benzo[a]anthracene	<0.0232	0.0232	0.0580		mg/Kg-dry	1	10/27/10 10:07 PM
Benzo[a]pyrene	<0.0348	0.0348	0.0580		mg/Kg-dry	1	10/27/10 10:07 PM
Benzo[b]fluoranthene	<0.0232	0.0232	0.0580		mg/Kg-dry	1	10/27/10 10:07 PM
Benzo[g,h,i]perylene	<0.0232	0.0232	0.0580		mg/Kg-dry	1	10/27/10 10:07 PM
Benzo[k]fluoranthene	<0.0348	0.0348	0.0580		mg/Kg-dry	1	10/27/10 10:07 PM
Chrysene	<0.0232	0.0232	0.0580		mg/Kg-dry	1	10/27/10 10:07 PM
Dibenz[a,h]anthracene	<0.0232	0.0232	0.0580		mg/Kg-dry	1	10/27/10 10:07 PM
Fluoranthene	<0.0116	0.0116	0.0580		mg/Kg-dry	1	10/27/10 10:07 PM
Fluorene	<0.0116	0.0116	0.0580		mg/Kg-dry	1	10/27/10 10:07 PM
Indeno[1,2,3-cd]pyrene	<0.0116	0.0116	0.0580		mg/Kg-dry	1	10/27/10 10:07 PM
Naphthalene	<0.0116	0.0116	0.0580		mg/Kg-dry	1	10/27/10 10:07 PM
Phenanthrene	<0.0116	0.0116	0.0580		mg/Kg-dry	1	10/27/10 10:07 PM
Pyrene	<0.0232	0.0232	0.0580		mg/Kg-dry	1	10/27/10 10:07 PM
Surr: 2-Fluorobiphenyl	54.7	0	40 - 140		%REC	1	10/27/10 10:07 PM
Surr: 4-Terphenyl-d14	74.8	0	40 - 140		%REC	1	10/27/10 10:07 PM
Volatiles by 8260/5035 GC/MS		SW8260B					Analyst: CZ
1,1,1-Trichloroethane	<0.00112	0.00112	0.00561		mg/Kg-dry	1	10/22/10 04:52 PM
1,1,2,2-Tetrachloroethane	<0.00112	0.00112	0.00561		mg/Kg-dry	1	10/22/10 04:52 PM
1,1,2-Trichloroethane	<0.00112	0.00112	0.00561		mg/Kg-dry	1	10/22/10 04:52 PM
1,1,2-Trichlorotrifluoroethane	<0.00561	0.00561	0.0168		mg/Kg-dry	1	10/22/10 04:52 PM
1,1-Dichloroethane	<0.00112	0.00112	0.00561		mg/Kg-dry	1	10/22/10 04:52 PM
1,1-Dichloroethene	<0.00112	0.00112	0.00561		mg/Kg-dry	1	10/22/10 04:52 PM
1,2,4-Trichlorobenzene	<0.00112	0.00112	0.00561		mg/Kg-dry	1	10/22/10 04:52 PM
1,2-Dibromo-3-chloropropane	<0.00112	0.00112	0.00561		mg/Kg-dry	1	10/22/10 04:52 PM
1,2-Dibromoethane	<0.00112	0.00112	0.00561		mg/Kg-dry	1	10/22/10 04:52 PM
1,2-Dichlorobenzene	<0.00112	0.00112	0.00561		mg/Kg-dry	1	10/22/10 04:52 PM
1,2-Dichloroethane	<0.00112	0.00112	0.00561		mg/Kg-dry	1	10/22/10 04:52 PM
1,2-Dichloropropane	<0.00112	0.00112	0.00561		mg/Kg-dry	1	10/22/10 04:52 PM
1,3-Dichlorobenzene	<0.00112	0.00112	0.00561		mg/Kg-dry	1	10/22/10 04:52 PM
1,4-Dichlorobenzene	<0.00112	0.00112	0.00561		mg/Kg-dry	1	10/22/10 04:52 PM
2-Butanone	<0.00561	0.00561	0.0168		mg/Kg-dry	1	10/22/10 04:52 PM
2-Hexanone	<0.00561	0.00561	0.0168		mg/Kg-dry	1	10/22/10 04:52 PM
4-Methyl-2-pentanone	<0.00561	0.00561	0.0168		mg/Kg-dry	1	10/22/10 04:52 PM
Acetone	<0.0168	0.0168	0.0561		mg/Kg-dry	1	10/22/10 04:52 PM

Qualifiers:

	See Final Page of Report for MQLs and MDLs	J	Analyte detected between SDL and RL
B	Analyte detected in the associated Method Blank	N	Parameter not NELAC certified
C	Sample Result or QC discussed in the Case Narrative	ND	Not Detected at the SDL
DF	Dilution Factor	RL	Reporting Limit (MQL adjusted for moisture and sample size)
E	TPH pattern not Gas or Diesel Range Pattern	S	Spike Recovery outside control limits
		SDL	Sample Detection Limit

DHL Analytical

Date: 11/08/10

CLIENT:	Geo Strata Environmental Consultants	Client Sample ID:	SO-MW5-01
Project:	Hillcrest CEI	Lab ID:	1010157-08
Project No:	760 SL11	Collection Date:	10/20/10 08:55 AM
Lab Order:	1010157	Matrix:	Soil

Analyses	Result	SDL	RL	Qual	Units	DF	Date Analyzed
Benzene	<0.00112	0.00112	0.00561		mg/Kg-dry	1	10/22/10 04:52 PM
Bromodichloromethane	<0.00112	0.00112	0.00561		mg/Kg-dry	1	10/22/10 04:52 PM
Bromoform	<0.00112	0.00112	0.00561		mg/Kg-dry	1	10/22/10 04:52 PM
Bromomethane	<0.00112	0.00112	0.00561		mg/Kg-dry	1	10/22/10 04:52 PM
Carbon disulfide	<0.00112	0.00112	0.00561		mg/Kg-dry	1	10/22/10 04:52 PM
Carbon tetrachloride	<0.00112	0.00112	0.00561		mg/Kg-dry	1	10/22/10 04:52 PM
Chlorobenzene	<0.00112	0.00112	0.00561		mg/Kg-dry	1	10/22/10 04:52 PM
Chloroethane	<0.00112	0.00112	0.00561		mg/Kg-dry	1	10/22/10 04:52 PM
Chloroform	<0.00112	0.00112	0.00561		mg/Kg-dry	1	10/22/10 04:52 PM
Chloromethane	<0.00112	0.00112	0.00561		mg/Kg-dry	1	10/22/10 04:52 PM
cis-1,2-Dichloroethene	<0.00112	0.00112	0.00561		mg/Kg-dry	1	10/22/10 04:52 PM
cis-1,3-Dichloropropene	<0.00112	0.00112	0.00561		mg/Kg-dry	1	10/22/10 04:52 PM
Cyclohexane	<0.00561	0.00561	0.0168	N	mg/Kg-dry	1	10/22/10 04:52 PM
Dibromochloromethane	<0.00112	0.00112	0.00561		mg/Kg-dry	1	10/22/10 04:52 PM
Dichlorodifluoromethane	<0.00112	0.00112	0.00561		mg/Kg-dry	1	10/22/10 04:52 PM
Ethylbenzene	<0.00112	0.00112	0.00561		mg/Kg-dry	1	10/22/10 04:52 PM
Isopropylbenzene	<0.00112	0.00112	0.00561		mg/Kg-dry	1	10/22/10 04:52 PM
m,p-Xylene	<0.00112	0.00112	0.00561		mg/Kg-dry	1	10/22/10 04:52 PM
Methyl Acetate	<0.00561	0.00561	0.0168		mg/Kg-dry	1	10/22/10 04:52 PM
Methyl tert-butyl ether	<0.00112	0.00112	0.00561		mg/Kg-dry	1	10/22/10 04:52 PM
Methylcyclohexane	<0.00561	0.00561	0.0168		mg/Kg-dry	1	10/22/10 04:52 PM
Methylene chloride	<0.00561	0.00561	0.00561		mg/Kg-dry	1	10/22/10 04:52 PM
o-Xylene	<0.00112	0.00112	0.00561		mg/Kg-dry	1	10/22/10 04:52 PM
Styrene	<0.00112	0.00112	0.00561		mg/Kg-dry	1	10/22/10 04:52 PM
Tetrachloroethene	<0.00112	0.00112	0.00561		mg/Kg-dry	1	10/22/10 04:52 PM
Toluene	<0.00112	0.00112	0.00561		mg/Kg-dry	1	10/22/10 04:52 PM
trans-1,2-Dichloroethene	<0.00112	0.00112	0.00561		mg/Kg-dry	1	10/22/10 04:52 PM
trans-1,3-Dichloropropene	<0.00112	0.00112	0.00561		mg/Kg-dry	1	10/22/10 04:52 PM
Trichloroethene	<0.00112	0.00112	0.00561		mg/Kg-dry	1	10/22/10 04:52 PM
Trichlorofluoromethane	<0.00561	0.00561	0.0168		mg/Kg-dry	1	10/22/10 04:52 PM
Vinyl chloride	<0.00112	0.00112	0.00561		mg/Kg-dry	1	10/22/10 04:52 PM
Surr: 1,2-Dichloroethane-d4	118	0	52 - 149		%REC	1	10/22/10 04:52 PM
Surr: 4-Bromofluorobenzene	107	0	84 - 118		%REC	1	10/22/10 04:52 PM
Surr: Dibromofluoromethane	101	0	65 - 135		%REC	1	10/22/10 04:52 PM
Surr: Toluene-d8	102	0	84 - 116		%REC	1	10/22/10 04:52 PM
Percent Moisture		**D2216**					**Analyst: AA**
Percent Moisture	18.4	0	0		WT%	1	10/22/10 02:05 PM

Qualifiers:				
		See Final Page of Report for MQLs and MDLs	J	Analyte detected between SDL and RL
	B	Analyte detected in the associated Method Blank	N	Parameter not NELAC certified
	C	Sample Result or QC discussed in the Case Narrative	ND	Not Detected at the SDL
	DF	Dilution Factor	RL	Reporting Limit (MQL adjusted for moisture and sample size)
	E	TPH pattern not Gas or Diesel Range Pattern	S	Spike Recovery outside control limits
			SDL	Sample Detection Limit

DHL Analytical

Date: 11/08/10

CLIENT:	Geo Strata Environmental Consultants	Client Sample ID:	GW-FB-3
Project:	Hillcrest CEI	Lab ID:	1010157-09
Project No:	760 SL11	Collection Date:	10/20/10 04:30 PM
Lab Order:	1010157	Matrix:	Field Blank

Analyses	Result	SDL	RL	Qual	Units	DF	Date Analyzed
8260 Water Volatiles by GC/MS		SW8260B					Analyst: AJR
1,1,1-Trichloroethane	<0.000200	0.000200	0.00100		mg/L	1	10/26/10 05:25 PM
1,1,2,2-Tetrachloroethane	<0.000200	0.000200	0.00100		mg/L	1	10/26/10 05:25 PM
1,1,2-Trichloroethane	<0.000200	0.000200	0.00100		mg/L	1	10/26/10 05:25 PM
1,1,2-Trichlorotrifluoroethane	<0.00500	0.00500	0.0150		mg/L	1	10/26/10 05:25 PM
1,1-Dichloroethane	<0.000200	0.000200	0.00100		mg/L	1	10/26/10 05:25 PM
1,1-Dichloroethene	<0.000200	0.000200	0.00100		mg/L	1	10/26/10 05:25 PM
1,2,4-Trichlorobenzene	<0.00150	0.00150	0.00500		mg/L	1	10/26/10 05:25 PM
1,2-Dibromo-3-chloropropane	<0.00300	0.00300	0.0100		mg/L	1	10/26/10 05:25 PM
1,2-Dibromoethane	<0.000200	0.000200	0.00100		mg/L	1	10/26/10 05:25 PM
1,2-Dichlorobenzene	<0.000300	0.000300	0.00100		mg/L	1	10/26/10 05:25 PM
1,2-Dichloroethane	<0.000300	0.000300	0.00100		mg/L	1	10/26/10 05:25 PM
1,2-Dichloropropane	<0.000200	0.000200	0.00100		mg/L	1	10/26/10 05:25 PM
1,3-Dichlorobenzene	<0.000300	0.000300	0.00100		mg/L	1	10/26/10 05:25 PM
1,4-Dichlorobenzene	<0.000300	0.000300	0.00100		mg/L	1	10/26/10 05:25 PM
2-Butanone	<0.00500	0.00500	0.0150		mg/L	1	10/26/10 05:25 PM
2-Hexanone	<0.00500	0.00500	0.0150		mg/L	1	10/26/10 05:25 PM
4-Methyl-2-pentanone	<0.00500	0.00500	0.0150		mg/L	1	10/26/10 05:25 PM
Acetone	<0.00500	0.00500	0.0150		mg/L	1	10/26/10 05:25 PM
Benzene	<0.000200	0.000200	0.00100		mg/L	1	10/26/10 05:25 PM
Bromodichloromethane	<0.000200	0.000200	0.00100		mg/L	1	10/26/10 05:25 PM
Bromoform	<0.000200	0.000200	0.00100		mg/L	1	10/26/10 05:25 PM
Bromomethane	<0.000300	0.000300	0.00100		mg/L	1	10/26/10 05:25 PM
Carbon disulfide	<0.00500	0.00500	0.0150		mg/L	1	10/26/10 05:25 PM
Carbon tetrachloride	<0.000200	0.000200	0.00100		mg/L	1	10/26/10 05:25 PM
Chlorobenzene	<0.000200	0.000200	0.00100		mg/L	1	10/26/10 05:25 PM
Chloroethane	<0.000300	0.000300	0.00100		mg/L	1	10/26/10 05:25 PM
Chloroform	0.000410	0.000300	0.00100	J	mg/L	1	10/26/10 05:25 PM
Chloromethane	<0.000300	0.000300	0.00100		mg/L	1	10/26/10 05:25 PM
cis-1,2-Dichloroethene	<0.000200	0.000200	0.00100		mg/L	1	10/26/10 05:25 PM
cis-1,3-Dichloropropene	<0.000200	0.000200	0.00100		mg/L	1	10/26/10 05:25 PM
Cyclohexane	<0.00500	0.00500	0.0150	N	mg/L	1	10/26/10 05:25 PM
Dibromochloromethane	<0.000200	0.000200	0.00100		mg/L	1	10/26/10 05:25 PM
Dichlorodifluoromethane	<0.000200	0.000200	0.00100		mg/L	1	10/26/10 05:25 PM
Ethylbenzene	<0.000300	0.000300	0.00100		mg/L	1	10/26/10 05:25 PM
Isopropylbenzene	<0.000200	0.000200	0.00100		mg/L	1	10/26/10 05:25 PM
m,p-Xylene	<0.000600	0.000600	0.00200		mg/L	1	10/26/10 05:25 PM
Methyl Acetate	<0.00500	0.00500	0.0150		mg/L	1	10/26/10 05:25 PM
Methyl tert-butyl ether	<0.000300	0.000300	0.00100		mg/L	1	10/26/10 05:25 PM
Methylcyclohexane	<0.00500	0.00500	0.0150		mg/L	1	10/26/10 05:25 PM
Methylene chloride	<0.00250	0.00250	0.00250		mg/L	1	10/26/10 05:25 PM
o-Xylene	<0.000300	0.000300	0.00100		mg/L	1	10/26/10 05:25 PM
Styrene	<0.000200	0.000200	0.00100		mg/L	1	10/26/10 05:25 PM
Tetrachloroethene	<0.000600	0.000600	0.00200		mg/L	1	10/26/10 05:25 PM
Toluene	0.000630	0.000600	0.00200	J	mg/L	1	10/26/10 05:25 PM

Qualifiers:

	See Final Page of Report for MQLs and MDLs	J	Analyte detected between SDL and RL
B	Analyte detected in the associated Method Blank	N	Parameter not NELAC certified
C	Sample Result or QC discussed in the Case Narrative	ND	Not Detected at the SDL
DF	Dilution Factor	RL	Reporting Limit (MQL adjusted for moisture and sample size)
E	TPH pattern not Gas or Diesel Range Pattern	S	Spike Recovery outside control limits
		SDL	Sample Detection Limit

DHL Analytical

Date: 11/08/10

CLIENT:	Geo Strata Environmental Consultants	Client Sample ID:	GW-FB-3
Project:	Hillcrest CEI	Lab ID:	1010157-09
Project No:	760 SL11	Collection Date:	10/20/10 04:30 PM
Lab Order:	1010157	Matrix:	Field Blank

Analyses	Result	SDL	RL	Qual	Units	DF	Date Analyzed
trans-1,2-Dichloroethene	<0.000200	0.000200	0.00100		mg/L	1	10/26/10 05:25 PM
trans-1,3-Dichloropropene	<0.000200	0.000200	0.00100		mg/L	1	10/26/10 05:25 PM
Trichloroethene	<0.000600	0.000600	0.00200		mg/L	1	10/26/10 05:25 PM
Trichlorofluoromethane	<0.000200	0.000200	0.00100		mg/L	1	10/26/10 05:25 PM
Vinyl chloride	<0.000100	0.000100	0.00100		mg/L	1	10/26/10 05:25 PM
Surr: 1,2-Dichloroethane-d4	91.7	0	72 - 119		%REC	1	10/26/10 05:25 PM
Surr: 4-Bromofluorobenzene	95.4	0	76 - 119		%REC	1	10/26/10 05:25 PM
Surr: Dibromofluoromethane	93.8	0	85 - 115		%REC	1	10/26/10 05:25 PM
Surr: Toluene-d8	101	0	81 - 120		%REC	1	10/26/10 05:25 PM

Qualifiers:

	See Final Page of Report for MQLs and MDLs	J	Analyte detected between SDL and RL
B	Analyte detected in the associated Method Blank	N	Parameter not NELAC certified
C	Sample Result or QC discussed in the Case Narrative	ND	Not Detected at the SDL
DF	Dilution Factor	RL	Reporting Limit (MQL adjusted for moisture and sample size)
E	TPH pattern not Gas or Diesel Range Pattern	S	Spike Recovery outside control limits
		SDL	Sample Detection Limit

DHL Analytical

Date: 11/08/10

CLIENT:	Geo Strata Environmental Consultants	Client Sample ID:	GW-EB-4
Project:	Hillcrest CEI	Lab ID:	1010157-10
Project No:	760 SL11	Collection Date:	10/20/10 05:00 PM
Lab Order:	1010157	Matrix:	Equip Blank

Analyses	Result	SDL	RL	Qual	Units	DF	Date Analyzed
Tx1005 TPH Water		TX1005					Analyst: AV
T/R Hydrocarbons: C6-C12	<0.678	0.678	1.94		mg/L	1	10/22/10 11:18 AM
T/R Hydrocarbons: >C12-C28	<0.678	0.678	1.94		mg/L	1	10/22/10 11:18 AM
T/R Hydrocarbons: >C28-C35	<0.678	0.678	1.94		mg/L	1	10/22/10 11:18 AM
T/R Hydrocarbons: C6-C35	<0.678	0.678	1.94		mg/L	1	10/22/10 11:18 AM
Surr: Isopropylbenzene	104	0	70 - 130		%REC	1	10/22/10 11:18 AM
Surr: Octacosane	96.8	0	70 - 130		%REC	1	10/22/10 11:18 AM
PAHs: GC/MS		SW8270C					Analyst: DO
Acenaphthene	<0.0000250	0.0000250	0.0000500		mg/L	1	10/25/10 04:08 PM
Acenaphthylene	<0.0000250	0.0000250	0.0000500		mg/L	1	10/25/10 04:08 PM
Anthracene	<0.0000250	0.0000250	0.0000500		mg/L	1	10/25/10 04:08 PM
Benzo[a]anthracene	<0.0000250	0.0000250	0.0000500		mg/L	1	10/25/10 04:08 PM
Benzo[a]pyrene	<0.0000250	0.0000250	0.0000500		mg/L	1	10/25/10 04:08 PM
Benzo[b]fluoranthene	<0.0000250	0.0000250	0.0000500		mg/L	1	10/25/10 04:08 PM
Benzo[g,h,i]perylene	<0.0000250	0.0000250	0.0000500		mg/L	1	10/25/10 04:08 PM
Benzo[k]fluoranthene	<0.0000250	0.0000250	0.0000500		mg/L	1	10/25/10 04:08 PM
Chrysene	<0.0000250	0.0000250	0.0000500		mg/L	1	10/25/10 04:08 PM
Dibenz[a,h]anthracene	<0.00000500	0.00000500	0.0000100		mg/L	1	10/25/10 04:08 PM
Fluoranthene	<0.0000250	0.0000250	0.0000500		mg/L	1	10/25/10 04:08 PM
Fluorene	<0.0000250	0.0000250	0.0000500		mg/L	1	10/25/10 04:08 PM
Indeno[1,2,3-cd]pyrene	<0.0000250	0.0000250	0.0000500		mg/L	1	10/25/10 04:08 PM
Naphthalene	<0.0000250	0.0000250	0.0000500		mg/L	1	10/25/10 04:08 PM
Phenanthrene	<0.0000250	0.0000250	0.0000500		mg/L	1	10/25/10 04:08 PM
Pyrene	<0.0000250	0.0000250	0.0000500		mg/L	1	10/25/10 04:08 PM
Surr: 2-Fluorobiphenyl	53.5	0	40 - 140		%REC	1	10/25/10 04:08 PM
Surr: 4-Terphenyl-d14	71.6	0	40 - 140		%REC	1	10/25/10 04:08 PM
8260 Water Volatiles by GC/MS		SW8260B					Analyst: AJR
1,1,1-Trichloroethane	<0.000200	0.000200	0.00100		mg/L	1	10/26/10 02:52 PM
1,1,2,2-Tetrachloroethane	<0.000200	0.000200	0.00100		mg/L	1	10/26/10 02:52 PM
1,1,2-Trichloroethane	<0.000200	0.000200	0.00100		mg/L	1	10/26/10 02:52 PM
1,1,2-Trichlorotrifluoroethane	<0.00500	0.00500	0.0150		mg/L	1	10/26/10 02:52 PM
1,1-Dichloroethane	<0.000200	0.000200	0.00100		mg/L	1	10/26/10 02:52 PM
1,1-Dichloroethene	<0.000200	0.000200	0.00100		mg/L	1	10/26/10 02:52 PM
1,2,4-Trichlorobenzene	<0.00150	0.00150	0.00500		mg/L	1	10/26/10 02:52 PM
1,2-Dibromo-3-chloropropane	<0.00300	0.00300	0.0100		mg/L	1	10/26/10 02:52 PM
1,2-Dibromoethane	<0.000200	0.000200	0.00100		mg/L	1	10/26/10 02:52 PM
1,2-Dichlorobenzene	<0.000300	0.000300	0.00100		mg/L	1	10/26/10 02:52 PM
1,2-Dichloroethane	<0.000300	0.000300	0.00100		mg/L	1	10/26/10 02:52 PM
1,2-Dichloropropane	<0.000200	0.000200	0.00100		mg/L	1	10/26/10 02:52 PM
1,3-Dichlorobenzene	<0.000300	0.000300	0.00100		mg/L	1	10/26/10 02:52 PM
1,4-Dichlorobenzene	<0.000300	0.000300	0.00100		mg/L	1	10/26/10 02:52 PM
2-Butanone	<0.00500	0.00500	0.0150		mg/L	1	10/26/10 02:52 PM
2-Hexanone	<0.00500	0.00500	0.0150		mg/L	1	10/26/10 02:52 PM
4-Methyl-2-pentanone	<0.00500	0.00500	0.0150		mg/L	1	10/26/10 02:52 PM
Acetone	<0.00500	0.00500	0.0150		mg/L	1	10/26/10 02:52 PM

Qualifiers:

	See Final Page of Report for MQLs and MDLs	J	Analyte detected between SDL and RL
B	Analyte detected in the associated Method Blank	N	Parameter not NELAC certified
C	Sample Result or QC discussed in the Case Narrative	ND	Not Detected at the SDL
DF	Dilution Factor	RL	Reporting Limit (MQL adjusted for moisture and sample size)
E	TPH pattern not Gas or Diesel Range Pattern	S	Spike Recovery outside control limits
		SDL	Sample Detection Limit

DHL Analytical

Date: 11/08/10

CLIENT:	Geo Strata Environmental Consultants	Client Sample ID:	GW-EB-4
Project:	Hillcrest CEI	Lab ID:	1010157-10
Project No:	760 SL11	Collection Date:	10/20/10 05:00 PM
Lab Order:	1010157	Matrix:	Equip Blank

Analyses	Result	SDL	RL	Qual	Units	DF	Date Analyzed
Benzene	<0.000200	0.000200	0.00100		mg/L	1	10/26/10 02:52 PM
Bromodichloromethane	<0.000200	0.000200	0.00100		mg/L	1	10/26/10 02:52 PM
Bromoform	<0.000200	0.000200	0.00100		mg/L	1	10/26/10 02:52 PM
Bromomethane	<0.000300	0.000300	0.00100		mg/L	1	10/26/10 02:52 PM
Carbon disulfide	<0.00500	0.00500	0.0150		mg/L	1	10/26/10 02:52 PM
Carbon tetrachloride	<0.000200	0.000200	0.00100		mg/L	1	10/26/10 02:52 PM
Chlorobenzene	<0.000200	0.000200	0.00100		mg/L	1	10/26/10 02:52 PM
Chloroethane	<0.000300	0.000300	0.00100		mg/L	1	10/26/10 02:52 PM
Chloroform	0.000380	0.000300	0.00100	J	mg/L	1	10/26/10 02:52 PM
Chloromethane	<0.000300	0.000300	0.00100		mg/L	1	10/26/10 02:52 PM
cis-1,2-Dichloroethene	<0.000200	0.000200	0.00100		mg/L	1	10/26/10 02:52 PM
cis-1,3-Dichloropropene	<0.000200	0.000200	0.00100		mg/L	1	10/26/10 02:52 PM
Cyclohexane	<0.00500	0.00500	0.0150	N	mg/L	1	10/26/10 02:52 PM
Dibromochloromethane	<0.000200	0.000200	0.00100		mg/L	1	10/26/10 02:52 PM
Dichlorodifluoromethane	<0.000200	0.000200	0.00100		mg/L	1	10/26/10 02:52 PM
Ethylbenzene	<0.000300	0.000300	0.00100		mg/L	1	10/26/10 02:52 PM
Isopropylbenzene	<0.000200	0.000200	0.00100		mg/L	1	10/26/10 02:52 PM
m,p-Xylene	<0.000600	0.000600	0.00200		mg/L	1	10/26/10 02:52 PM
Methyl Acetate	<0.00500	0.00500	0.0150		mg/L	1	10/26/10 02:52 PM
Methyl tert-butyl ether	<0.000300	0.000300	0.00100		mg/L	1	10/26/10 02:52 PM
Methylcyclohexane	<0.00500	0.00500	0.0150		mg/L	1	10/26/10 02:52 PM
Methylene chloride	<0.00250	0.00250	0.00250		mg/L	1	10/26/10 02:52 PM
o-Xylene	<0.000300	0.000300	0.00100		mg/L	1	10/26/10 02:52 PM
Styrene	<0.000200	0.000200	0.00100		mg/L	1	10/26/10 02:52 PM
Tetrachloroethene	<0.000600	0.000600	0.00200		mg/L	1	10/26/10 02:52 PM
Toluene	<0.000600	0.000600	0.00200		mg/L	1	10/26/10 02:52 PM
trans-1,2-Dichloroethene	<0.000200	0.000200	0.00100		mg/L	1	10/26/10 02:52 PM
trans-1,3-Dichloropropene	<0.000200	0.000200	0.00100		mg/L	1	10/26/10 02:52 PM
Trichloroethene	<0.000600	0.000600	0.00200		mg/L	1	10/26/10 02:52 PM
Trichlorofluoromethane	<0.000200	0.000200	0.00100		mg/L	1	10/26/10 02:52 PM
Vinyl chloride	<0.000100	0.000100	0.00100		mg/L	1	10/26/10 02:52 PM
Surr: 1,2-Dichloroethane-d4	91.4	0	72 - 119		%REC	1	10/26/10 02:52 PM
Surr: 4-Bromofluorobenzene	95.1	0	76 - 119		%REC	1	10/26/10 02:52 PM
Surr: Dibromofluoromethane	93.6	0	85 - 115		%REC	1	10/26/10 02:52 PM
Surr: Toluene-d8	101	0	81 - 120		%REC	1	10/26/10 02:52 PM

Qualifiers:

	See Final Page of Report for MQLs and MDLs	J	Analyte detected between SDL and RL
B	Analyte detected in the associated Method Blank	N	Parameter not NELAC certified
C	Sample Result or QC discussed in the Case Narrative	ND	Not Detected at the SDL
DF	Dilution Factor	RL	Reporting Limit (MQL adjusted for moisture and sample size)
E	TPH pattern not Gas or Diesel Range Pattern	S	Spike Recovery outside control limits
		SDL	Sample Detection Limit

CLIENT: Geo Strata Environmental Consultants
Work Order: 1010157
Project: Hillcrest CEI

ANALYTICAL QC SUMMARY REPORT

RunID: GC12_101022A

Sample ID:	LCS-43535	Batch ID:	43535		TestNo:		TX1005		Units:		mg/L
SampType:	LCS	Run ID:	GC12_101022A		Analysis Date:		10/22/10 09:02 AM		Prep Date:		10/21/10
Analyte		Result	RL	SPK value	Ref Val	%REC	LowLimit	HighLimit	%RPD	RPD Limit	Qual
T/R Hydrocarbons: C6-C35		23.6	2.00	25.00	0	94.2	75	125			
Surr: Isopropylbenzene		2.47		2.500		98.9	70	130			
Surr: Octacosane		2.49		2.500		99.5	70	130			

Sample ID:	LCSD-43535	Batch ID:	43535		TestNo:		TX1005		Units:		mg/L
SampType:	LCSD	Run ID:	GC12_101022A		Analysis Date:		10/22/10 09:11 AM		Prep Date:		10/21/10
Analyte		Result	RL	SPK value	Ref Val	%REC	LowLimit	HighLimit	%RPD	RPD Limit	Qual
T/R Hydrocarbons: C6-C35		23.3	2.00	25.00	0	93.0	75	125	1.29	20	
Surr: Isopropylbenzene		2.43		2.500		97.4	70	130	0	0	
Surr: Octacosane		2.48		2.500		99.1	70	130	0	0	

Sample ID:	MB-43535	Batch ID:	43535		TestNo:		TX1005		Units:		mg/L
SampType:	MBLK	Run ID:	GC12_101022A		Analysis Date:		10/22/10 09:20 AM		Prep Date:		10/21/10
Analyte		Result	RL	SPK value	Ref Val	%REC	LowLimit	HighLimit	%RPD	RPD Limit	Qual
T/R Hydrocarbons: C6-C12		<0.700	2.00								
T/R Hydrocarbons: >C12-C28		<0.700	2.00								
T/R Hydrocarbons: >C28-C35		<0.700	2.00								
T/R Hydrocarbons: C6-C35		<0.700	2.00								
Surr: Isopropylbenzene		2.48		2.500		99.3	70	130			
Surr: Octacosane		2.53		2.500		101	70	130			

Sample ID:	1010155-03BMS	Batch ID:	43535		TestNo:		TX1005		Units:		mg/L
SampType:	MS	Run ID:	GC12_101022A		Analysis Date:		10/22/10 10:14 AM		Prep Date:		10/21/10
Analyte		Result	RL	SPK value	Ref Val	%REC	LowLimit	HighLimit	%RPD	RPD Limit	Qual
T/R Hydrocarbons: C6-C35		21.4	1.95	24.33	0	87.8	75	125			
Surr: Isopropylbenzene		2.36		2.433		97.1	70	130			
Surr: Octacosane		2.38		2.433		97.7	70	130			

Sample ID:	1010155-03BMSD	Batch ID:	43535		TestNo:		TX1005		Units:		mg/L
SampType:	MSD	Run ID:	GC12_101022A		Analysis Date:		10/22/10 10:23 AM		Prep Date:		10/21/10
Analyte		Result	RL	SPK value	Ref Val	%REC	LowLimit	HighLimit	%RPD	RPD Limit	Qual
T/R Hydrocarbons: C6-C35		22.0	1.96	24.46	0	90.1	75	125	3.02	20	
Surr: Isopropylbenzene		2.46		2.446		101	70	130	0	0	
Surr: Octacosane		2.41		2.446		98.7	70	130	0	0	

Qualifiers:

B	Analyte detected in the associated Method Blank	R	RPD outside accepted control limits
DF	Dilution Factor	RL	Reporting Limit
J	Analyte detected between MDL and RL	S	Spike Recovery outside control limits
MDL	Method Detection Limit	J	Analyte detected between SDL and RL
ND	Not Detected at the Method Detection Limit	N	Parameter not NELAC certified

CLIENT: Geo Strata Environmental Consultants
Work Order: 1010157
Project: Hillcrest CEI

ANALYTICAL QC SUMMARY REPORT

RunID: GC12_101022A

Sample ID:	ICV-101022	Batch ID:	R51919		TestNo:		TX1005		Units:		mg/L
SampType:	ICV	Run ID:	GC12_101022A		Analysis Date:		10/22/10 08:54 AM		Prep Date:		
Analyte		Result	RL	SPK value	Ref Val	%REC	LowLimit	HighLimit	%RPD	RPD Limit	Qual
T/R Hydrocarbons: C6-C35		1030	2.00	1000	0	103	75	125			
Surr: Isopropylbenzene		52.6		50.00		105	70	130			
Surr: Octacosane		50.3		50.00		101	70	130			

Sample ID:	CCV1-101022	Batch ID:	R51919		TestNo:		TX1005		Units:		mg/L
SampType:	CCV	Run ID:	GC12_101022A		Analysis Date:		10/22/10 10:32 AM		Prep Date:		
Analyte		Result	RL	SPK value	Ref Val	%REC	LowLimit	HighLimit	%RPD	RPD Limit	Qual
T/R Hydrocarbons: C6-C35		499	2.00	500.0	0	99.9	75	125			
Surr: Isopropylbenzene		26.2		25.00		105	70	130			
Surr: Octacosane		24.6		25.00		98.3	70	130			

Sample ID:	CCV2-101022	Batch ID:	R51919		TestNo:		TX1005		Units:		mg/L
SampType:	CCV	Run ID:	GC12_101022A		Analysis Date:		10/22/10 11:27 AM		Prep Date:		
Analyte		Result	RL	SPK value	Ref Val	%REC	LowLimit	HighLimit	%RPD	RPD Limit	Qual
T/R Hydrocarbons: C6-C35		509	2.00	500.0	0	102	75	125			
Surr: Isopropylbenzene		26.8		25.00		107	70	130			
Surr: Octacosane		25.2		25.00		101	70	130			

Qualifiers:				
	B	Analyte detected in the associated Method Blank	R	RPD outside accepted control limits
	DF	Dilution Factor	RL	Reporting Limit
	J	Analyte detected between MDL and RL	S	Spike Recovery outside control limits
	MDL	Method Detection Limit	J	Analyte detected between SDL and RL
	ND	Not Detected at the Method Detection Limit	N	Parameter not NELAC certified

CLIENT: Geo Strata Environmental Consultants
Work Order: 1010157
Project: Hillcrest CEI

ANALYTICAL QC SUMMARY REPORT

RunID: GC12_101022B

Sample ID:	LCS-43528	Batch ID:	43528		TestNo:		TX1005		Units:		mg/Kg
SampType:	LCS	Run ID:	GC12_101022B		Analysis Date:		10/22/10 11:36 AM		Prep Date:		10/21/10
Analyte		Result	RL	SPK value	Ref Val	%REC	LowLimit	HighLimit	%RPD	RPD Limit	Qual
T/R Hydrocarbons: C6-C35		266	20.0	250.0	0	106	75	125			
Surr: Isopropylbenzene		25.6		25.00		103	70	130			
Surr: Octacosane		24.0		25.00		96.0	70	130			

Sample ID:	LCSD-43528	Batch ID:	43528		TestNo:		TX1005		Units:		mg/Kg
SampType:	LCSD	Run ID:	GC12_101022B		Analysis Date:		10/22/10 11:45 AM		Prep Date:		10/21/10
Analyte		Result	RL	SPK value	Ref Val	%REC	LowLimit	HighLimit	%RPD	RPD Limit	Qual
T/R Hydrocarbons: C6-C35		258	20.0	250.0	0	103	75	125	2.98	50	
Surr: Isopropylbenzene		25.1		25.00		100	70	130	0	0	
Surr: Octacosane		23.7		25.00		95.0	70	130	0	0	

Sample ID:	MB-43528	Batch ID:	43528		TestNo:		TX1005		Units:		mg/Kg
SampType:	MBLK	Run ID:	GC12_101022B		Analysis Date:		10/22/10 11:54 AM		Prep Date:		10/21/10
Analyte		Result	RL	SPK value	Ref Val	%REC	LowLimit	HighLimit	%RPD	RPD Limit	Qual
T/R Hydrocarbons: C6-C12		<7.00	20.0								
T/R Hydrocarbons: >C12-C28		<7.00	20.0								
T/R Hydrocarbons: >C28-C35		<7.00	20.0								
T/R Hydrocarbons: C6-C35		<7.00	20.0								
Surr: Isopropylbenzene		24.2		25.00		96.7	70	130			
Surr: Octacosane		23.7		25.00		94.9	70	130			

Sample ID:	1010157-02B-MS	Batch ID:	43528		TestNo:		TX1005		Units:		mg/Kg-dry
SampType:	MS	Run ID:	GC12_101022B		Analysis Date:		10/22/10 12:21 PM		Prep Date:		10/21/10
Analyte		Result	RL	SPK value	Ref Val	%REC	LowLimit	HighLimit	%RPD	RPD Limit	Qual
T/R Hydrocarbons: C6-C35		211	17.2	214.8	0	98.3	75	125			
Surr: Isopropylbenzene		20.4		21.48		95.1	70	130			
Surr: Octacosane		20.3		21.48		94.4	70	130			

Sample ID:	1010157-02B-MSD	Batch ID:	43528		TestNo:		TX1005		Units:		mg/Kg-dry
SampType:	MSD	Run ID:	GC12_101022B		Analysis Date:		10/22/10 12:29 PM		Prep Date:		10/21/10
Analyte		Result	RL	SPK value	Ref Val	%REC	LowLimit	HighLimit	%RPD	RPD Limit	Qual
T/R Hydrocarbons: C6-C35		233	18.1	226.2	0	103	75	125	9.82	50	
Surr: Isopropylbenzene		21.6		22.62		95.4	70	130	0	0	
Surr: Octacosane		21.7		22.62		95.8	70	130	0	0	

Qualifiers:

B	Analyte detected in the associated Method Blank	R	RPD outside accepted control limits
DF	Dilution Factor	RL	Reporting Limit
J	Analyte detected between MDL and RL	S	Spike Recovery outside control limits
MDL	Method Detection Limit	J	Analyte detected between SDL and RL
ND	Not Detected at the Method Detection Limit	N	Parameter not NELAC certified

CLIENT: Geo Strata Environmental Consultants
Work Order: 1010157
Project: Hillcrest CEI

ANALYTICAL QC SUMMARY REPORT

RunID: GC12_101022B

Sample ID:	ICV-101022	Batch ID:	R51927		TestNo:		TX1005		Units:		mg/Kg
SampType:	ICV	Run ID:	GC12_101022B		Analysis Date:		10/22/10 08:54 AM		Prep Date:		
Analyte		Result	RL	SPK value	Ref Val	%REC	LowLimit	HighLimit	%RPD	RPD Limit	Qual
T/R Hydrocarbons: C6-C35		1030	20.0	1000	0	103	75	125			
Surr: Isopropylbenzene		52.6		50.00		105	70	130			
Surr: Octacosane		50.3		50.00		101	70	130			

Sample ID:	CCV2-101022	Batch ID:	R51927		TestNo:		TX1005		Units:		mg/Kg
SampType:	CCV	Run ID:	GC12_101022B		Analysis Date:		10/22/10 11:27 AM		Prep Date:		
Analyte		Result	RL	SPK value	Ref Val	%REC	LowLimit	HighLimit	%RPD	RPD Limit	Qual
T/R Hydrocarbons: C6-C35		509	20.0	500.0	0	102	75	125			
Surr: Isopropylbenzene		26.8		25.00		107	70	130			
Surr: Octacosane		25.2		25.00		101	70	130			

Sample ID:	CCV3-101022	Batch ID:	R51927		TestNo:		TX1005		Units:		mg/Kg
SampType:	CCV	Run ID:	GC12_101022B		Analysis Date:		10/22/10 01:35 PM		Prep Date:		
Analyte		Result	RL	SPK value	Ref Val	%REC	LowLimit	HighLimit	%RPD	RPD Limit	Qual
T/R Hydrocarbons: C6-C35		430	20.0	500.0	0	86.1	75	125			
Surr: Isopropylbenzene		21.9		25.00		87.5	70	130			
Surr: Octacosane		20.5		25.00		82.1	70	130			

Sample ID:	CCV4-101022	Batch ID:	R51927		TestNo:		TX1005		Units:		mg/Kg
SampType:	CCV	Run ID:	GC12_101022B		Analysis Date:		10/22/10 02:34 PM		Prep Date:		
Analyte		Result	RL	SPK value	Ref Val	%REC	LowLimit	HighLimit	%RPD	RPD Limit	Qual
T/R Hydrocarbons: C6-C35		491	20.0	500.0	0	98.2	75	125			
Surr: Isopropylbenzene		24.8		25.00		99.1	70	130			
Surr: Octacosane		25.7		25.00		103	70	130			

Qualifiers:

B	Analyte detected in the associated Method Blank	R	RPD outside accepted control limits
DF	Dilution Factor	RL	Reporting Limit
J	Analyte detected between MDL and RL	S	Spike Recovery outside control limits
MDL	Method Detection Limit	J	Analyte detected between SDL and RL
ND	Not Detected at the Method Detection Limit	N	Parameter not NELAC certified

CLIENT: Geo Strata Environmental Consultants
Work Order: 1010157
Project: Hillcrest CEI

ANALYTICAL QC SUMMARY REPORT

RunID: GCMS6_101025A

Sample ID:	LCS-43558	Batch ID:	43558	TestNo:	SW8270C	Units:	mg/L
SampType:	LCS	Run ID:	GCMS6_101025A	Analysis Date:	10/25/10 11:01 AM	Prep Date:	10/25/10

Analyte	Result	RL	SPK value	Ref Val	%REC	LowLimit	HighLimit	%RPD	RPD Limit	Qual
Acenaphthene	0.00208	0.0000500	0.00400	0	51.9	50	110			
Acenaphthylene	0.00226	0.0000500	0.00400	0	56.6	55	110			
Anthracene	0.00222	0.0000500	0.00400	0	55.5	44	110			
Benzo[a]anthracene	0.00262	0.0000500	0.00400	0	65.6	48	115			
Benzo[a]pyrene	0.00256	0.0000500	0.00400	0	63.9	53	112			
Benzo[b]fluoranthene	0.00267	0.0000500	0.00400	0	66.9	52	117			
Benzo[g,h,i]perylene	0.00270	0.0000500	0.00400	0	67.6	60	114			
Benzo[k]fluoranthene	0.00259	0.0000500	0.00400	0	64.8	53	124			
Chrysene	0.00259	0.0000500	0.00400	0	64.8	54	122			
Dibenz[a,h]anthracene	0.00269	0.0000100	0.00400	0	67.2	51	120			
Fluoranthene	0.00252	0.0000500	0.00400	0	62.9	40	126			
Fluorene	0.00230	0.0000500	0.00400	0	57.5	54	110			
Indeno[1,2,3-cd]pyrene	0.00272	0.0000500	0.00400	0	67.9	57	116			
Naphthalene	0.00204	0.0000500	0.00400	0	50.9	44	110			
Phenanthrene	0.00221	0.0000500	0.00400	0	55.2	51	114			
Pyrene	0.00260	0.0000500	0.00400	0	65.1	53	120			
Surr: 2-Fluorobiphenyl	3.82		8.000		47.7	40	140			
Surr: 4-Terphenyl-d14	4.56		8.000		57.1	40	140			

Sample ID:	1010173-25CMS	Batch ID:	43558	TestNo:	SW8270C	Units:	mg/L
SampType:	MS	Run ID:	GCMS6_101025A	Analysis Date:	10/25/10 11:32 AM	Prep Date:	10/25/10

Analyte	Result	RL	SPK value	Ref Val	%REC	LowLimit	HighLimit	%RPD	RPD Limit	Qual
Acenaphthene	0.00302	0.0000500	0.00400	0	75.5	50	110			
Acenaphthylene	0.00332	0.0000500	0.00400	0	82.9	55	110			
Anthracene	0.00325	0.0000500	0.00400	0	81.2	44	110			
Benzo[a]anthracene	0.00380	0.0000500	0.00400	0	95.1	48	115			
Benzo[a]pyrene	0.00381	0.0000500	0.00400	0	95.1	53	112			
Benzo[b]fluoranthene	0.00396	0.0000500	0.00400	0	99.0	52	117			
Benzo[g,h,i]perylene	0.00417	0.0000500	0.00400	0	104	60	114			
Benzo[k]fluoranthene	0.00378	0.0000500	0.00400	0	94.4	53	124			
Chrysene	0.00366	0.0000500	0.00400	0	91.5	54	122			
Dibenz[a,h]anthracene	0.00409	0.0000100	0.00400	0	102	51	120			
Fluoranthene	0.00361	0.0000500	0.00400	0	90.3	40	126			
Fluorene	0.00339	0.0000500	0.00400	0	84.7	54	110			
Indeno[1,2,3-cd]pyrene	0.00408	0.0000500	0.00400	0	102	57	116			
Naphthalene	0.00280	0.0000500	0.00400	0	70.1	44	110			
Phenanthrene	0.00320	0.0000500	0.00400	0	79.9	51	114			
Pyrene	0.00381	0.0000500	0.00400	0	95.2	53	120			
Surr: 2-Fluorobiphenyl	4.72		8.000		59.0	40	140			
Surr: 4-Terphenyl-d14	5.36		8.000		67.0	40	140			

Sample ID:	1010173-25CMSD	Batch ID:	43558	TestNo:	SW8270C	Units:	mg/L
SampType:	MSD	Run ID:	GCMS6_101025A	Analysis Date:	10/25/10 12:02 PM	Prep Date:	10/25/10

Qualifiers:

B	Analyte detected in the associated Method Blank	R	RPD outside accepted control limits
DF	Dilution Factor	RL	Reporting Limit
J	Analyte detected between MDL and RL	S	Spike Recovery outside control limits
MDL	Method Detection Limit	J	Analyte detected between SDL and RL
ND	Not Detected at the Method Detection Limit	N	Parameter not NELAC certified

CLIENT: Geo Strata Environmental Consultants
Work Order: 1010157
Project: Hillcrest CEI

ANALYTICAL QC SUMMARY REPORT

RunID: GCMS6_101025A

Analyte	Result	RL	SPK value	Ref Val	%REC	LowLimit	HighLimit	%RPD	RPD Limit	Qual
Acenaphthene	0.00312	0.0000500	0.00400	0	78.1	50	110	3.40	30	
Acenaphthylene	0.00349	0.0000500	0.00400	0	87.2	55	110	4.96	30	
Anthracene	0.00318	0.0000500	0.00400	0	79.5	44	110	2.07	30	
Benzo[a]anthracene	0.00383	0.0000500	0.00400	0	95.8	48	115	0.757	30	
Benzo[a]pyrene	0.00384	0.0000500	0.00400	0	96.0	53	112	0.933	30	
Benzo[b]fluoranthene	0.00394	0.0000500	0.00400	0	98.4	52	117	0.605	30	
Benzo[g,h,i]perylene	0.00410	0.0000500	0.00400	0	103	60	114	1.54	30	
Benzo[k]fluoranthene	0.00380	0.0000500	0.00400	0	95.0	53	124	0.631	30	
Chrysene	0.00375	0.0000500	0.00400	0	93.8	54	122	2.49	30	
Dibenz[a,h]anthracene	0.00398	0.0000100	0.00400	0	99.4	51	120	2.81	30	
Fluoranthene	0.00355	0.0000500	0.00400	0	88.7	40	126	1.78	30	
Fluorene	0.00342	0.0000500	0.00400	0	85.5	54	110	1.01	30	
Indeno[1,2,3-cd]pyrene	0.00398	0.0000500	0.00400	0	99.5	57	116	2.56	30	
Naphthalene	0.00318	0.0000500	0.00400	0	79.5	44	110	12.6	30	
Phenanthrene	0.00315	0.0000500	0.00400	0	78.7	51	114	1.54	30	
Pyrene	0.00383	0.0000500	0.00400	0	95.7	53	120	0.443	30	
Surr: 2-Fluorobiphenyl	4.49		8.000		56.1	40	140	0	0	
Surr: 4-Terphenyl-d14	5.07		8.000		63.4	40	140	0	0	

Sample ID:	MB-43558	Batch ID:	43558	TestNo:	SW8270C	Units:	mg/L
SampType:	MBLK	Run ID:	GCMS6_101025A	Analysis Date:	10/25/10 01:04 PM	Prep Date:	10/25/10

Analyte	Result	RL	SPK value	Ref Val	%REC	LowLimit	HighLimit	%RPD	RPD Limit	Qual
Acenaphthene	<0.0000250	0.0000500								
Acenaphthylene	<0.0000250	0.0000500								
Anthracene	<0.0000250	0.0000500								
Benzo[a]anthracene	<0.0000250	0.0000500								
Benzo[a]pyrene	<0.0000250	0.0000500								
Benzo[b]fluoranthene	<0.0000250	0.0000500								
Benzo[g,h,i]perylene	<0.0000250	0.0000500								
Benzo[k]fluoranthene	<0.0000250	0.0000500								
Chrysene	<0.0000250	0.0000500								
Dibenz[a,h]anthracene	<0.00000500	0.0000100								
Fluoranthene	<0.0000250	0.0000500								
Fluorene	<0.0000250	0.0000500								
Indeno[1,2,3-cd]pyrene	<0.0000250	0.0000500								
Naphthalene	<0.0000250	0.0000500								
Phenanthrene	<0.0000250	0.0000500								
Pyrene	<0.0000250	0.0000500								
Surr: 2-Fluorobiphenyl	4.65		8.000		58.1	40	140			
Surr: 4-Terphenyl-d14	5.35		8.000		66.9	40	140			

Qualifiers:

B	Analyte detected in the associated Method Blank	R	RPD outside accepted control limits
DF	Dilution Factor	RL	Reporting Limit
J	Analyte detected between MDL and RL	S	Spike Recovery outside control limits
MDL	Method Detection Limit	J	Analyte detected between SDL and RL
ND	Not Detected at the Method Detection Limit	N	Parameter not NELAC certified

CLIENT: Geo Strata Environmental Consultants
Work Order: 1010157
Project: Hillcrest CEI

ANALYTICAL QC SUMMARY REPORT

RunID: GCMS6_101025A

Sample ID:	ICV-101025	Batch ID:	R51958	TestNo:	SW8270C		Units:	mg/L	
SampType:	ICV	Run ID:	GCMS6_101025A	Analysis Date:	10/25/10 10:30 AM		Prep Date:		

Analyte	Result	RL	SPK value	Ref Val	%REC	LowLimit	HighLimit	%RPD	RPD Limit	Qual
Acenaphthene	1.89	0.0000500	2.00	0	94.3	80	120			
Acenaphthylene	2.06	0.0000500	2.00	0	103	80	120			
Anthracene	1.81	0.0000500	2.00	0	90.7	80	120			
Benzo[a]anthracene	2.02	0.0000500	2.00	0	101	80	120			
Benzo[a]pyrene	1.95	0.0000500	2.00	0	97.3	80	120			
Benzo[b]fluoranthene	2.03	0.0000500	2.00	0	102	80	120			
Benzo[g,h,i]perylene	2.06	0.0000500	2.00	0	103	80	120			
Benzo[k]fluoranthene	1.94	0.0000500	2.00	0	96.9	80	120			
Chrysene	1.93	0.0000500	2.00	0	96.7	80	120			
Dibenz[a,h]anthracene	2.06	0.0000100	2.00	0	103	80	120			
Fluoranthene	2.12	0.0000500	2.00	0	106	80	120			
Fluorene	1.96	0.0000500	2.00	0	98.1	80	120			
Indeno[1,2,3-cd]pyrene	2.09	0.0000500	2.00	0	104	80	120			
Naphthalene	1.94	0.0000500	2.00	0	96.9	80	120			
Phenanthrene	1.74	0.0000500	2.00	0	87.1	80	120			
Pyrene	2.27	0.0000500	2.00	0	114	80	120			
Surr: 2-Fluorobiphenyl	1750		2000		87.7	40	140			
Surr: 4-Terphenyl-d14	1810		2000		90.5	40	140			

Qualifiers:				
	B	Analyte detected in the associated Method Blank	R	RPD outside accepted control limits
	DF	Dilution Factor	RL	Reporting Limit
	J	Analyte detected between MDL and RL	S	Spike Recovery outside control limits
	MDL	Method Detection Limit	J	Analyte detected between SDL and RL
	ND	Not Detected at the Method Detection Limit	N	Parameter not NELAC certified

CLIENT: Geo Strata Environmental Consultants
Work Order: 1010157
Project: Hillcrest CEI

ANALYTICAL QC SUMMARY REPORT

RunID: GCMS6_101026A

Sample ID:	LCS-43585	Batch ID:	43585	TestNo:	SW8270C	Units:	mg/Kg
SampType:	LCS	Run ID:	GCMS6_101026A	Analysis Date:	10/26/10 04:41 PM	Prep Date:	10/26/10

Analyte	Result	RL	SPK value	Ref Val	%REC	LowLimit	HighLimit	%RPD	RPD Limit	Qual
Acenaphthene	0.777	0.0500	1.000	0	77.7	56	114			
Acenaphthylene	0.853	0.0500	1.000	0	85.3	56	116			
Anthracene	0.821	0.0500	1.000	0	82.1	40	113			
Benzo[a]anthracene	0.945	0.0500	1.000	0	94.5	52	108			
Benzo[a]pyrene	0.913	0.0500	1.000	0	91.3	48	115			
Benzo[b]fluoranthene	0.996	0.0500	1.000	0	99.6	43	115			
Benzo[g,h,i]perylene	1.02	0.0500	1.000	0	102	47	123			
Benzo[k]fluoranthene	0.885	0.0500	1.000	0	88.5	54	118			
Chrysene	0.948	0.0500	1.000	0	94.8	56	115			
Dibenz[a,h]anthracene	0.993	0.0500	1.000	0	99.3	43	120			
Fluoranthene	0.902	0.0500	1.000	0	90.2	41	108			
Fluorene	0.831	0.0500	1.000	0	83.1	47	128			
Indeno[1,2,3-cd]pyrene	0.994	0.0500	1.000	0	99.4	46	119			
Naphthalene	0.807	0.0500	1.000	0	80.7	55	113			
Phenanthrene	0.797	0.0500	1.000	0	79.7	55	114			
Pyrene	0.956	0.0500	1.000	0	95.6	42	125			
Surr: 2-Fluorobiphenyl	2.81		4.000		70.2	40	140			
Surr: 4-Terphenyl-d14	3.59		4.000		89.8	40	140			

Sample ID:	1010145-15CMS	Batch ID:	43585	TestNo:	SW8270C	Units:	mg/Kg-dry
SampType:	MS	Run ID:	GCMS6_101026A	Analysis Date:	10/26/10 05:18 PM	Prep Date:	10/26/10

Analyte	Result	RL	SPK value	Ref Val	%REC	LowLimit	HighLimit	%RPD	RPD Limit	Qual
Acenaphthene	0.895	0.0578	1.156	0	77.4	56	114			
Acenaphthylene	0.970	0.0578	1.156	0	83.9	56	116			
Anthracene	0.925	0.0578	1.156	0	80.0	40	113			
Benzo[a]anthracene	1.07	0.0578	1.156	0	92.2	52	108			
Benzo[a]pyrene	1.01	0.0578	1.156	0	87.3	48	115			
Benzo[b]fluoranthene	1.08	0.0578	1.156	0	93.1	43	115			
Benzo[g,h,i]perylene	1.08	0.0578	1.156	0	93.8	47	123			
Benzo[k]fluoranthene	0.934	0.0578	1.156	0	80.8	54	118			
Chrysene	1.03	0.0578	1.156	0	89.2	56	115			
Dibenz[a,h]anthracene	1.09	0.0578	1.156	0	94.0	43	120			
Fluoranthene	1.01	0.0578	1.156	0	87.2	41	108			
Fluorene	0.948	0.0578	1.156	0	82.0	47	128			
Indeno[1,2,3-cd]pyrene	1.08	0.0578	1.156	0	93.4	46	119			
Naphthalene	0.913	0.0578	1.156	0	78.9	55	113			
Phenanthrene	0.896	0.0578	1.156	0	77.5	55	114			
Pyrene	1.09	0.0578	1.156	0	94.4	42	125			
Surr: 2-Fluorobiphenyl	3.02		4.626		65.3	40	140			
Surr: 4-Terphenyl-d14	3.66		4.626		79.1	40	140			

Sample ID:	1010145-15CMSD	Batch ID:	43585	TestNo:	SW8270C	Units:	mg/Kg-dry
SampType:	MSD	Run ID:	GCMS6_101026A	Analysis Date:	10/26/10 05:49 PM	Prep Date:	10/26/10

Qualifiers:

B	Analyte detected in the associated Method Blank	R	RPD outside accepted control limits
DF	Dilution Factor	RL	Reporting Limit
J	Analyte detected between MDL and RL	S	Spike Recovery outside control limits
MDL	Method Detection Limit	J	Analyte detected between SDL and RL
ND	Not Detected at the Method Detection Limit	N	Parameter not NELAC certified

CLIENT: Geo Strata Environmental Consultants
Work Order: 1010157
Project: Hillcrest CEI

ANALYTICAL QC SUMMARY REPORT

RunID: GCMS6_101026A

Analyte	Result	RL	SPK value	Ref Val	%REC	LowLimit	HighLimit	%RPD	RPD Limit	Qual
Acenaphthene	0.884	0.0582	1.164	0	75.9	56	114	1.24	30	
Acenaphthylene	0.973	0.0582	1.164	0	83.6	56	116	0.290	30	
Anthracene	0.930	0.0582	1.164	0	79.8	40	113	0.491	30	
Benzo[a]anthracene	1.09	0.0582	1.164	0	93.9	52	108	2.47	30	
Benzo[a]pyrene	1.02	0.0582	1.164	0	87.4	48	115	0.755	30	
Benzo[b]fluoranthene	1.08	0.0582	1.164	0	92.5	43	115	0.070	30	
Benzo[g,h,i]perylene	1.10	0.0582	1.164	0	94.5	47	123	1.49	30	
Benzo[k]fluoranthene	1.02	0.0582	1.164	0	87.6	54	118	8.79	30	
Chrysene	1.05	0.0582	1.164	0	90.5	56	115	2.18	30	
Dibenz[a,h]anthracene	1.09	0.0582	1.164	0	93.6	43	120	0.213	30	
Fluoranthene	1.03	0.0582	1.164	0	88.1	41	108	1.67	30	
Fluorene	0.949	0.0582	1.164	0	81.5	47	128	0.122	30	
Indeno[1,2,3-cd]pyrene	1.11	0.0582	1.164	0	95.1	46	119	2.48	30	
Naphthalene	0.903	0.0582	1.164	0	77.6	55	113	1.08	30	
Phenanthrene	0.911	0.0582	1.164	0	78.2	55	114	1.57	30	
Pyrene	1.11	0.0582	1.164	0	95.0	42	125	1.23	30	
Surr: 2-Fluorobiphenyl	3.03		4.657		65.0	40	140	0	0	
Surr: 4-Terphenyl-d14	3.66		4.657		78.5	40	140	0	0	

Sample ID:	MB-43585	Batch ID:	43585	TestNo:	SW8270C	Units:	mg/Kg
SampType:	MBLK	Run ID:	GCMS6_101026A	Analysis Date:	10/27/10 10:11 AM	Prep Date:	10/26/10

Analyte	Result	RL	SPK value	Ref Val	%REC	LowLimit	HighLimit	%RPD	RPD Limit	Qual
Acenaphthene	<0.0200	0.0500								
Acenaphthylene	<0.0100	0.0500								
Anthracene	<0.0100	0.0500								
Benzo[a]anthracene	<0.0200	0.0500								
Benzo[a]pyrene	<0.0300	0.0500								
Benzo[b]fluoranthene	<0.0200	0.0500								
Benzo[g,h,i]perylene	<0.0200	0.0500								
Benzo[k]fluoranthene	<0.0300	0.0500								
Chrysene	<0.0200	0.0500								
Dibenz[a,h]anthracene	<0.0200	0.0500								
Fluoranthene	<0.0100	0.0500								
Fluorene	<0.0100	0.0500								
Indeno[1,2,3-cd]pyrene	<0.0100	0.0500								
Naphthalene	<0.0100	0.0500								
Phenanthrene	<0.0100	0.0500								
Pyrene	<0.0200	0.0500								
Surr: 2-Fluorobiphenyl	2.70		4.000		67.6	40	140			
Surr: 4-Terphenyl-d14	3.48		4.000		87.0	40	140			

Qualifiers:				
	B	Analyte detected in the associated Method Blank	R	RPD outside accepted control limits
	DF	Dilution Factor	RL	Reporting Limit
	J	Analyte detected between MDL and RL	S	Spike Recovery outside control limits
	MDL	Method Detection Limit	J	Analyte detected between SDL and RL
	ND	Not Detected at the Method Detection Limit	N	Parameter not NELAC certified

CLIENT: Geo Strata Environmental Consultants
Work Order: 1010157
Project: Hillcrest CEI

ANALYTICAL QC SUMMARY REPORT

RunID: GCMS6_101026A

Sample ID:	ICV-101026	Batch ID:	R51995	TestNo:	SW8270C	Units:	mg/Kg
SampType:	ICV	Run ID:	GCMS6_101026A	Analysis Date:	10/26/10 04:06 PM	Prep Date:	

Analyte	Result	RL	SPK value	Ref Val	%REC	LowLimit	HighLimit	%RPD	RPD Limit	Qual
Acenaphthene	1.92	0.0500	2.000	0	96.0	80	120			
Acenaphthylene	2.10	0.0500	2.000	0	105	80	120			
Anthracene	1.92	0.0500	2.000	0	95.9	80	120			
Benzo[a]anthracene	2.02	0.0500	2.000	0	101	80	120			
Benzo[a]pyrene	2.01	0.0500	2.000	0	100	80	120			
Benzo[b]fluoranthene	2.08	0.0500	2.000	0	104	80	120			
Benzo[g,h,i]perylene	2.15	0.0500	2.000	0	107	80	120			
Benzo[k]fluoranthene	1.93	0.0500	2.000	0	96.3	80	120			
Chrysene	1.95	0.0500	2.000	0	97.5	80	120			
Dibenz[a,h]anthracene	2.13	0.0500	2.000	0	106	80	120			
Fluoranthene	2.07	0.0500	2.000	0	104	80	120			
Fluorene	1.99	0.0500	2.000	0	99.3	80	120			
Indeno[1,2,3-cd]pyrene	2.10	0.0500	2.000	0	105	80	120			
Naphthalene	1.91	0.0500	2.000	0	95.6	80	120			
Phenanthrene	1.84	0.0500	2.000	0	91.9	80	120			
Pyrene	2.08	0.0500	2.000	0	104	80	120			
Surr: 2-Fluorobiphenyl	1.78		2.000		89.1	40	140			
Surr: 4-Terphenyl-d14	1.92		2.000		95.9	40	140			

Sample ID:	ICV-101027	Batch ID:	R51995	TestNo:	SW8270C	Units:	mg/Kg
SampType:	ICV	Run ID:	GCMS6_101026A	Analysis Date:	10/27/10 09:27 AM	Prep Date:	

Analyte	Result	RL	SPK value	Ref Val	%REC	LowLimit	HighLimit	%RPD	RPD Limit	Qual
Acenaphthene	1.90	0.0500	2.000	0	95.2	80	120			
Acenaphthylene	2.06	0.0500	2.000	0	103	80	120			
Anthracene	1.84	0.0500	2.000	0	92.2	80	120			
Benzo[a]anthracene	2.02	0.0500	2.000	0	101	80	120			
Benzo[a]pyrene	1.99	0.0500	2.000	0	99.7	80	120			
Benzo[b]fluoranthene	2.04	0.0500	2.000	0	102	80	120			
Benzo[g,h,i]perylene	2.10	0.0500	2.000	0	105	80	120			
Benzo[k]fluoranthene	1.93	0.0500	2.000	0	96.4	80	120			
Chrysene	1.96	0.0500	2.000	0	97.8	80	120			
Dibenz[a,h]anthracene	2.11	0.0500	2.000	0	105	80	120			
Fluoranthene	2.00	0.0500	2.000	0	99.9	80	120			
Fluorene	1.97	0.0500	2.000	0	98.5	80	120			
Indeno[1,2,3-cd]pyrene	2.12	0.0500	2.000	0	106	80	120			
Naphthalene	1.92	0.0500	2.000	0	95.9	80	120			
Phenanthrene	1.76	0.0500	2.000	0	88.2	80	120			
Pyrene	2.08	0.0500	2.000	0	104	80	120			
Surr: 2-Fluorobiphenyl	1.78		2.000		89.0	40	140			
Surr: 4-Terphenyl-d14	1.83		2.000		91.5	40	140			

Qualifiers:

B	Analyte detected in the associated Method Blank	R	RPD outside accepted control limits
DF	Dilution Factor	RL	Reporting Limit
J	Analyte detected between MDL and RL	S	Spike Recovery outside control limits
MDL	Method Detection Limit	J	Analyte detected between SDL and RL
ND	Not Detected at the Method Detection Limit	N	Parameter not NELAC certified

CLIENT: Geo Strata Environmental Consultants
Work Order: 1010157
Project: Hillcrest CEI

ANALYTICAL QC SUMMARY REPORT

RunID: GCMS6_101027A

Sample ID:	LCS-43603	Batch ID:	43603	TestNo:	SW8270C	Units:	mg/Kg
SampType:	LCS	Run ID:	GCMS6_101027A	Analysis Date:	10/27/10 05:10 PM	Prep Date:	10/27/10

Analyte	Result	RL	SPK value	Ref Val	%REC	LowLimit	HighLimit	%RPD	RPD Limit	Qual
Acenaphthene	0.646	0.0500	1.000	0	64.6	56	114			
Acenaphthylene	0.678	0.0500	1.000	0	67.8	56	116			
Anthracene	0.676	0.0500	1.000	0	67.6	40	113			
Benzo[a]anthracene	0.798	0.0500	1.000	0	79.8	52	108			
Benzo[a]pyrene	0.782	0.0500	1.000	0	78.2	48	115			
Benzo[b]fluoranthene	0.806	0.0500	1.000	0	80.6	43	115			
Benzo[g,h,i]perylene	0.857	0.0500	1.000	0	85.7	47	123			
Benzo[k]fluoranthene	0.771	0.0500	1.000	0	77.1	54	118			
Chrysene	0.793	0.0500	1.000	0	79.3	56	115			
Dibenz[a,h]anthracene	0.815	0.0500	1.000	0	81.5	43	120			
Fluoranthene	0.762	0.0500	1.000	0	76.2	41	108			
Fluorene	0.680	0.0500	1.000	0	68.0	47	128			
Indeno[1,2,3-cd]pyrene	0.835	0.0500	1.000	0	83.5	46	119			
Naphthalene	0.657	0.0500	1.000	0	65.7	55	113			
Phenanthrene	0.650	0.0500	1.000	0	65.0	55	114			
Pyrene	0.815	0.0500	1.000	0	81.5	42	125			
Surr: 2-Fluorobiphenyl	2.33		4.000		58.3	40	140			
Surr: 4-Terphenyl-d14	3.02		4.000		75.5	40	140			

Sample ID:	1010167-13CMS	Batch ID:	43603	TestNo:	SW8270C	Units:	mg/Kg-dry
SampType:	MS	Run ID:	GCMS6_101027A	Analysis Date:	10/27/10 05:42 PM	Prep Date:	10/27/10

Analyte	Result	RL	SPK value	Ref Val	%REC	LowLimit	HighLimit	%RPD	RPD Limit	Qual
Acenaphthene	0.648	0.0551	1.103	0	58.7	56	114			
Acenaphthylene	0.693	0.0551	1.103	0	62.8	56	116			
Anthracene	0.818	0.0551	1.103	0	74.2	40	113			
Benzo[a]anthracene	0.991	0.0551	1.103	0	89.8	52	108			
Benzo[a]pyrene	0.949	0.0551	1.103	0	86.0	48	115			
Benzo[b]fluoranthene	1.00	0.0551	1.103	0	90.8	43	115			
Benzo[g,h,i]perylene	1.05	0.0551	1.103	0	95.5	47	123			
Benzo[k]fluoranthene	0.958	0.0551	1.103	0	86.9	54	118			
Chrysene	0.975	0.0551	1.103	0	88.4	56	115			
Dibenz[a,h]anthracene	1.02	0.0551	1.103	0	92.5	43	120			
Fluoranthene	0.937	0.0551	1.103	0	84.9	41	108			
Fluorene	0.747	0.0551	1.103	0	67.8	47	128			
Indeno[1,2,3-cd]pyrene	1.03	0.0551	1.103	0	93.1	46	119			
Naphthalene	0.626	0.0551	1.103	0	56.7	55	113			
Phenanthrene	0.811	0.0551	1.103	0	73.5	55	114			
Pyrene	0.992	0.0551	1.103	0	90.0	42	125			
Surr: 2-Fluorobiphenyl	2.24		4.412		50.8	40	140			
Surr: 4-Terphenyl-d14	3.51		4.412		79.5	40	140			

Sample ID:	1010167-13CMSD	Batch ID:	43603	TestNo:	SW8270C	Units:	mg/Kg-dry
SampType:	MSD	Run ID:	GCMS6_101027A	Analysis Date:	10/27/10 06:14 PM	Prep Date:	10/27/10

Qualifiers:

B	Analyte detected in the associated Method Blank	R	RPD outside accepted control limits
DF	Dilution Factor	RL	Reporting Limit
J	Analyte detected between MDL and RL	S	Spike Recovery outside control limits
MDL	Method Detection Limit	J	Analyte detected between SDL and RL
ND	Not Detected at the Method Detection Limit	N	Parameter not NELAC certified

CLIENT: Geo Strata Environmental Consultants
Work Order: 1010157
Project: Hillcrest CEI

ANALYTICAL QC SUMMARY REPORT

RunID: GCMS6_101027A

Analyte	Result	RL	SPK value	Ref Val	%REC	LowLimit	HighLimit	%RPD	RPD Limit	Qual
Acenaphthene	0.619	0.0548	1.096	0	56.5	56	114	4.47	30	
Acenaphthylene	0.668	0.0548	1.096	0	61.0	56	116	3.55	30	
Anthracene	0.808	0.0548	1.096	0	73.7	40	113	1.27	30	
Benzo[a]anthracene	0.997	0.0548	1.096	0	91.0	52	108	0.632	30	
Benzo[a]pyrene	0.942	0.0548	1.096	0	86.0	48	115	0.739	30	
Benzo[b]fluoranthene	0.992	0.0548	1.096	0	90.5	43	115	0.965	30	
Benzo[g,h,i]perylene	1.03	0.0548	1.096	0	94.0	47	123	2.22	30	
Benzo[k]fluoranthene	0.920	0.0548	1.096	0	84.0	54	118	4.01	30	
Chrysene	0.976	0.0548	1.096	0	89.0	56	115	0.087	30	
Dibenz[a,h]anthracene	0.977	0.0548	1.096	0	89.2	43	120	4.36	30	
Fluoranthene	0.914	0.0548	1.096	0	83.4	41	108	2.47	30	
Fluorene	0.704	0.0548	1.096	0	64.3	47	128	5.93	30	
Indeno[1,2,3-cd]pyrene	0.987	0.0548	1.096	0	90.1	46	119	3.88	30	
Naphthalene	0.599	0.0548	1.096	0	54.6	55	113	4.46	30	
Phenanthrene	0.780	0.0548	1.096	0	71.2	55	114	3.78	30	
Pyrene	0.989	0.0548	1.096	0	90.3	42	125	0.319	30	
Surr: 2-Fluorobiphenyl	2.09		4.384		47.6	40	140	0	0	
Surr: 4-Terphenyl-d14	3.42		4.384		78.0	40	140	0	0	

Sample ID:	MB-43603	Batch ID:	43603	TestNo:	SW8270C	Units:	mg/Kg
SampType:	MBLK	Run ID:	GCMS6_101027A	Analysis Date:	10/27/10 06:46 PM	Prep Date:	10/27/10

Analyte	Result	RL	SPK value	Ref Val	%REC	LowLimit	HighLimit	%RPD	RPD Limit	Qual
Acenaphthene	<0.0200	0.0500								
Acenaphthylene	<0.0100	0.0500								
Anthracene	<0.0100	0.0500								
Benzo[a]anthracene	<0.0200	0.0500								
Benzo[a]pyrene	<0.0300	0.0500								
Benzo[b]fluoranthene	<0.0200	0.0500								
Benzo[g,h,i]perylene	<0.0200	0.0500								
Benzo[k]fluoranthene	<0.0300	0.0500								
Chrysene	<0.0200	0.0500								
Dibenz[a,h]anthracene	<0.0200	0.0500								
Fluoranthene	<0.0100	0.0500								
Fluorene	<0.0100	0.0500								
Indeno[1,2,3-cd]pyrene	<0.0100	0.0500								
Naphthalene	<0.0100	0.0500								
Phenanthrene	<0.0100	0.0500								
Pyrene	<0.0200	0.0500								
Surr: 2-Fluorobiphenyl	2.62		4.000		65.5	40	140			
Surr: 4-Terphenyl-d14	3.37		4.000		84.2	40	140			

Qualifiers:

B	Analyte detected in the associated Method Blank	R	RPD outside accepted control limits
DF	Dilution Factor	RL	Reporting Limit
J	Analyte detected between MDL and RL	S	Spike Recovery outside control limits
MDL	Method Detection Limit	J	Analyte detected between SDL and RL
ND	Not Detected at the Method Detection Limit	N	Parameter not NELAC certified

CLIENT: Geo Strata Environmental Consultants
Work Order: 1010157
Project: Hillcrest CEI

ANALYTICAL QC SUMMARY REPORT

RunID: GCMS6_101027A

Sample ID:	ICV-101027	Batch ID:	R52004		TestNo:		SW8270C		Units:		mg/Kg
SampType:	ICV	Run ID:	GCMS6_101027A		Analysis Date:		10/27/10 04:38 PM		Prep Date:		
Analyte		Result	RL	SPK value	Ref Val	%REC	LowLimit	HighLimit	%RPD	RPD Limit	Qual
Acenaphthene		1.88	0.0500	2.000	0	93.8	80	120			
Acenaphthylene		2.00	0.0500	2.000	0	100	80	120			
Anthracene		1.89	0.0500	2.000	0	94.5	80	120			
Benzo[a]anthracene		2.00	0.0500	2.000	0	100	80	120			
Benzo[a]pyrene		1.94	0.0500	2.000	0	97.2	80	120			
Benzo[b]fluoranthene		1.97	0.0500	2.000	0	98.5	80	120			
Benzo[g,h,i]perylene		2.09	0.0500	2.000	0	105	80	120			
Benzo[k]fluoranthene		1.90	0.0500	2.000	0	94.9	80	120			
Chrysene		1.94	0.0500	2.000	0	97.0	80	120			
Dibenz[a,h]anthracene		2.08	0.0500	2.000	0	104	80	120			
Fluoranthene		2.06	0.0500	2.000	0	103	80	120			
Fluorene		1.95	0.0500	2.000	0	97.3	80	120			
Indeno[1,2,3-cd]pyrene		2.10	0.0500	2.000	0	105	80	120			
Naphthalene		1.90	0.0500	2.000	0	95.0	80	120			
Phenanthrene		1.82	0.0500	2.000	0	90.8	80	120			
Pyrene		2.05	0.0500	2.000	0	102	80	120			
Surr: 2-Fluorobiphenyl		1.77		2.000		88.4	40	140			
Surr: 4-Terphenyl-d14		1.88		2.000		94.2	40	140			

Qualifiers:				
	B	Analyte detected in the associated Method Blank	R	RPD outside accepted control limits
	DF	Dilution Factor	RL	Reporting Limit
	J	Analyte detected between MDL and RL	S	Spike Recovery outside control limits
	MDL	Method Detection Limit	J	Analyte detected between SDL and RL
	ND	Not Detected at the Method Detection Limit	N	Parameter not NELAC certified

CLIENT: Geo Strata Environmental Consultants
Work Order: 1010157
Project: Hillcrest CEI

ANALYTICAL QC SUMMARY REPORT

RunID: GCMS2_101022A

Sample ID:	LCS-43549	Batch ID:	43549		TestNo:		SW8260B		Units:		mg/Kg
SampType:	LCS	Run ID:	GCMS2_101022A		Analysis Date:		10/22/10 11:17 AM		Prep Date:		10/22/10
Analyte		Result	RL	SPK value	Ref Val	%REC	LowLimit	HighLimit	%RPD	RPD Limit	Qual
1,1,1-Trichloroethane		0.0250	0.00500	0.0232	0	108	68	130			
1,1,2,2-Tetrachloroethane		0.0248	0.00500	0.0232	0	107	59	140			
1,1,2-Trichloroethane		0.0234	0.00500	0.0232	0	101	62	127			
1,1,2-Trichlorotrifluoroethane		0.0231	0.0150	0.0232	0	99.6	57	135			
1,1-Dichloroethane		0.0240	0.00500	0.0232	0	103	73	125			
1,1-Dichloroethene		0.0217	0.00500	0.0232	0	93.6	65	136			
1,2,4-Trichlorobenzene		0.0245	0.00500	0.0232	0	106	65	131			
1,2-Dibromo-3-chloropropane		0.0255	0.00500	0.0232	0	110	49	135			
1,2-Dibromoethane		0.0235	0.00500	0.0232	0	101	70	124			
1,2-Dichlorobenzene		0.0229	0.00500	0.0232	0	98.6	74	120			
1,2-Dichloroethane		0.0268	0.00500	0.0232	0	115	72	137			
1,2-Dichloropropane		0.0234	0.00500	0.0232	0	101	71	120			
1,3-Dichlorobenzene		0.0231	0.00500	0.0232	0	99.5	72	124			
1,4-Dichlorobenzene		0.0233	0.00500	0.0232	0	101	72	125			
2-Butanone		0.0677	0.0150	0.0580	0	117	60	135			
2-Hexanone		0.0684	0.0150	0.0580	0	118	50	150			
4-Methyl-2-pentanone		0.0654	0.0150	0.0580	0	113	60	135			
Acetone		0.0706	0.0500	0.0580	0	122	40	141			
Benzene		0.0223	0.00500	0.0232	0	96.2	73	126			
Bromodichloromethane		0.0240	0.00500	0.0232	0	103	72	128			
Bromoform		0.0226	0.00500	0.0232	0	97.5	66	137			
Bromomethane		0.0306	0.00500	0.0232	0	132	45	141			
Carbon disulfide		0.0211	0.00500	0.0232	0	90.9	50	150			
Carbon tetrachloride		0.0242	0.00500	0.0232	0	104	67	133			
Chlorobenzene		0.0236	0.00500	0.0232	0	102	75	123			
Chloroethane		0.0298	0.00500	0.0232	0	129	41	141			
Chloroform		0.0246	0.00500	0.0232	0	106	72	124			
Chloromethane		0.0220	0.00500	0.0232	0	94.9	51	129			
cis-1,2-Dichloroethene		0.0224	0.00500	0.0232	0	96.4	67	125			
cis-1,3-Dichloropropene		0.0232	0.00500	0.0232	0	100	72	126			
Cyclohexane		0.0240	0.0150	0.0232	0	103	40	158			N
Dibromochloromethane		0.0229	0.00500	0.0232	0	98.5	66	130			
Dichlorodifluoromethane		0.0184	0.00500	0.0232	0	79.5	34	136			
Ethylbenzene		0.0238	0.00500	0.0232	0	103	74	127			
Isopropylbenzene		0.0241	0.00500	0.0232	0	104	77	129			
m,p-Xylene		0.0481	0.00500	0.0464	0	104	79	126			
Methyl Acetate		0.0253	0.0150	0.0232	0	109	50	150			
Methyl tert-butyl ether		0.0249	0.00500	0.0232	0	107	50	135			
Methylcyclohexane		0.0254	0.0150	0.0232	0	109	50	150			
Methylene chloride		0.0230	0.00500	0.0232	0	98.9	63	137			
o-Xylene		0.0237	0.00500	0.0232	0	102	77	125			
Styrene		0.0231	0.00500	0.0232	0	99.4	74	128			
Tetrachloroethene		0.0228	0.00500	0.0232	0	98.4	67	139			
Toluene		0.0232	0.00500	0.0232	0	99.9	71	127			

Qualifiers:

B	Analyte detected in the associated Method Blank	R	RPD outside accepted control limits
DF	Dilution Factor	RL	Reporting Limit
J	Analyte detected between MDL and RL	S	Spike Recovery outside control limits
MDL	Method Detection Limit	J	Analyte detected between SDL and RL
ND	Not Detected at the Method Detection Limit	N	Parameter not NELAC certified

CLIENT: Geo Strata Environmental Consultants
Work Order: 1010157
Project: Hillcrest CEI

ANALYTICAL QC SUMMARY REPORT

RunID: GCMS2_101022A

trans-1,2-Dichloroethene	0.0225	0.00500	0.0232	0	97.0	66	134
trans-1,3-Dichloropropene	0.0247	0.00500	0.0232	0	106	65	127
Trichloroethene	0.0221	0.00500	0.0232	0	95.3	77	124
Trichlorofluoromethane	0.0306	0.0150	0.0232	0	132	49	139
Vinyl chloride	0.0210	0.00500	0.0232	0	90.6	58	126
Surr: 1,2-Dichloroethane-d4	58.6		50.00		117	52	149
Surr: 4-Bromofluorobenzene	51.8		50.00		104	84	118
Surr: Dibromofluoromethane	50.8		50.00		102	65	135
Surr: Toluene-d8	50.9		50.00		102	84	116

Sample ID:	LCSD-43549	Batch ID:	43549	TestNo:	SW8260B	Units:	mg/Kg
SampType:	LCSD	Run ID:	GCMS2_101022A	Analysis Date:	10/22/10 12:22 PM	Prep Date:	10/22/10

Analyte	Result	RL	SPK value	Ref Val	%REC	LowLimit	HighLimit	%RPD	RPD Limit	Qual
1,1,1-Trichloroethane	0.0247	0.00500	0.0232	0	107	68	130	1.09	30	
1,1,2,2-Tetrachloroethane	0.0240	0.00500	0.0232	0	103	59	140	3.04	30	
1,1,2-Trichloroethane	0.0226	0.00500	0.0232	0	97.4	62	127	3.39	30	
1,1,2-Trichlorotrifluoroethane	0.0219	0.0150	0.0232	0	94.3	57	135	5.42	30	
1,1-Dichloroethane	0.0238	0.00500	0.0232	0	103	73	125	0.796	30	
1,1-Dichloroethene	0.0202	0.00500	0.0232	0	87.2	65	136	7.06	30	
1,2,4-Trichlorobenzene	0.0235	0.00500	0.0232	0	101	65	131	4.04	30	
1,2-Dibromo-3-chloropropane	0.0241	0.00500	0.0232	0	104	49	135	5.52	30	
1,2-Dibromoethane	0.0233	0.00500	0.0232	0	101	70	124	0.683	30	
1,2-Dichlorobenzene	0.0228	0.00500	0.0232	0	98.2	74	120	0.350	30	
1,2-Dichloroethane	0.0264	0.00500	0.0232	0	114	72	137	1.35	30	
1,2-Dichloropropane	0.0229	0.00500	0.0232	0	98.5	71	120	2.51	30	
1,3-Dichlorobenzene	0.0228	0.00500	0.0232	0	98.3	72	124	1.22	30	
1,4-Dichlorobenzene	0.0230	0.00500	0.0232	0	99.4	72	125	1.16	30	
2-Butanone	0.0649	0.0150	0.0580	0	112	60	135	4.30	30	
2-Hexanone	0.0656	0.0150	0.0580	0	113	50	150	4.26	30	
4-Methyl-2-pentanone	0.0637	0.0150	0.0580	0	110	60	135	2.64	30	
Acetone	0.0687	0.0500	0.0580	0	119	40	141	2.73	30	
Benzene	0.0221	0.00500	0.0232	0	95.3	73	126	0.946	30	
Bromodichloromethane	0.0237	0.00500	0.0232	0	102	72	128	1.30	30	
Bromoform	0.0221	0.00500	0.0232	0	95.1	66	137	2.46	30	
Bromomethane	0.0272	0.00500	0.0232	0	117	45	141	11.6	30	
Carbon disulfide	0.0202	0.00500	0.0232	0	87.0	50	150	4.36	30	
Carbon tetrachloride	0.0237	0.00500	0.0232	0	102	67	133	2.30	30	
Chlorobenzene	0.0233	0.00500	0.0232	0	101	75	123	1.02	30	
Chloroethane	0.0288	0.00500	0.0232	0	124	41	141	3.51	30	
Chloroform	0.0235	0.00500	0.0232	0	101	72	124	4.83	30	
Chloromethane	0.0226	0.00500	0.0232	0	97.6	51	129	2.87	30	
cis-1,2-Dichloroethene	0.0223	0.00500	0.0232	0	96.1	67	125	0.358	30	
cis-1,3-Dichloropropene	0.0225	0.00500	0.0232	0	97.0	72	126	3.15	30	
Cyclohexane	0.0233	0.0150	0.0232	0	100	40	158	2.84	30	N
Dibromochloromethane	0.0228	0.00500	0.0232	0	98.2	66	130	0.307	30	
Dichlorodifluoromethane	0.0181	0.00500	0.0232	0	78.0	34	136	1.92	30	
Ethylbenzene	0.0234	0.00500	0.0232	0	101	74	127	1.82	30	

Qualifiers:

B	Analyte detected in the associated Method Blank	R	RPD outside accepted control limits
DF	Dilution Factor	RL	Reporting Limit
J	Analyte detected between MDL and RL	S	Spike Recovery outside control limits
MDL	Method Detection Limit	J	Analyte detected between SDL and RL
ND	Not Detected at the Method Detection Limit	N	Parameter not NELAC certified

CLIENT: Geo Strata Environmental Consultants
Work Order: 1010157
Project: Hillcrest CEI

ANALYTICAL QC SUMMARY REPORT

RunID: GCMS2_101022A

Isopropylbenzene	0.0239	0.00500	0.0232	0	103	77	129	0.666	30
m,p-Xylene	0.0477	0.00500	0.0464	0	103	79	126	0.939	30
Methyl Acetate	0.0241	0.0150	0.0232	0	104	50	150	4.62	30
Methyl tert-butyl ether	0.0244	0.00500	0.0232	0	105	50	135	2.11	30
Methylcyclohexane	0.0245	0.0150	0.0232	0	106	50	150	3.37	30
Methylene chloride	0.0230	0.00500	0.0232	0	99.0	63	137	0.043	30
o-Xylene	0.0237	0.00500	0.0232	0	102	77	125	0.084	30
Styrene	0.0233	0.00500	0.0232	0	100	74	128	1.08	30
Tetrachloroethene	0.0228	0.00500	0.0232	0	98.1	67	139	0.351	30
Toluene	0.0226	0.00500	0.0232	0	97.4	71	127	2.53	30
trans-1,2-Dichloroethene	0.0222	0.00500	0.0232	0	95.5	66	134	1.52	30
trans-1,3-Dichloropropene	0.0237	0.00500	0.0232	0	102	65	127	3.80	30
Trichloroethene	0.0219	0.00500	0.0232	0	94.5	77	124	0.817	30
Trichlorofluoromethane	0.0301	0.0150	0.0232	0	130	49	139	1.88	30
Vinyl chloride	0.0209	0.00500	0.0232	0	90.2	58	126	0.477	30
Surr: 1,2-Dichloroethane-d4	58.6		50.00		117	52	149	0	0
Surr: 4-Bromofluorobenzene	51.9		50.00		104	84	118	0	0
Surr: Dibromofluoromethane	50.7		50.00		101	65	135	0	0
Surr: Toluene-d8	52.1		50.00		104	84	116	0	0

Sample ID:	MB-43549	Batch ID:	43549	TestNo:	SW8260B	Units:	mg/Kg
SampType:	MBLK	Run ID:	GCMS2_101022A	Analysis Date:	10/22/10 01:28 PM	Prep Date:	10/22/10

Analyte	Result	RL	SPK value	Ref Val	%REC	LowLimit	HighLimit	%RPD	RPD Limit	Qual
1,1,1-Trichloroethane	<0.00100	0.00500								
1,1,2,2-Tetrachloroethane	<0.00100	0.00500								
1,1,2-Trichloroethane	<0.00100	0.00500								
1,1,2-Trichlorotrifluoroethane	<0.00500	0.0150								
1,1-Dichloroethane	<0.00100	0.00500								
1,1-Dichloroethene	<0.00100	0.00500								
1,2,4-Trichlorobenzene	<0.00100	0.00500								
1,2-Dibromo-3-chloropropane	<0.00100	0.00500								
1,2-Dibromoethane	<0.00100	0.00500								
1,2-Dichlorobenzene	<0.00100	0.00500								
1,2-Dichloroethane	<0.00100	0.00500								
1,2-Dichloropropane	<0.00100	0.00500								
1,3-Dichlorobenzene	<0.00100	0.00500								
1,4-Dichlorobenzene	<0.00100	0.00500								
2-Butanone	<0.00500	0.0150								
2-Hexanone	<0.00500	0.0150								
4-Methyl-2-pentanone	<0.00500	0.0150								
Acetone	<0.0150	0.0500								
Benzene	<0.00100	0.00500								
Bromodichloromethane	<0.00100	0.00500								
Bromoform	<0.00100	0.00500								
Bromomethane	<0.00100	0.00500								
Carbon disulfide	<0.00100	0.00500								
Carbon tetrachloride	<0.00100	0.00500								

Qualifiers:

B	Analyte detected in the associated Method Blank	R	RPD outside accepted control limits
DF	Dilution Factor	RL	Reporting Limit
J	Analyte detected between MDL and RL	S	Spike Recovery outside control limits
MDL	Method Detection Limit	J	Analyte detected between SDL and RL
ND	Not Detected at the Method Detection Limit	N	Parameter not NELAC certified

CLIENT: Geo Strata Environmental Consultants
Work Order: 1010157
Project: Hillcrest CEI

ANALYTICAL QC SUMMARY REPORT

RunID: GCMS2_101022A

Chlorobenzene	<0.00100	0.00500					
Chloroethane	<0.00100	0.00500					
Chloroform	<0.00100	0.00500					
Chloromethane	<0.00100	0.00500					
cis-1,2-Dichloroethene	<0.00100	0.00500					
cis-1,3-Dichloropropene	<0.00100	0.00500					
Cyclohexane	<0.00500	0.0150					N
Dibromochloromethane	<0.00100	0.00500					
Dichlorodifluoromethane	<0.00100	0.00500					
Ethylbenzene	<0.00100	0.00500					
Isopropylbenzene	<0.00100	0.00500					
m,p-Xylene	<0.00100	0.00500					
Methyl Acetate	<0.00500	0.0150					
Methyl tert-butyl ether	<0.00100	0.00500					
Methylcyclohexane	<0.00500	0.0150					
Methylene chloride	<0.00500	0.00500					
o-Xylene	<0.00100	0.00500					
Styrene	<0.00100	0.00500					
Tetrachloroethene	<0.00100	0.00500					
Toluene	<0.00100	0.00500					
trans-1,2-Dichloroethene	<0.00100	0.00500					
trans-1,3-Dichloropropene	<0.00100	0.00500					
Trichloroethene	<0.00100	0.00500					
Trichlorofluoromethane	<0.00500	0.0150					
Vinyl chloride	<0.00100	0.00500					
Surr: 1,2-Dichloroethane-d4	54.1		50.00	108	52	149	
Surr: 4-Bromofluorobenzene	53.4		50.00	107	84	118	
Surr: Dibromofluoromethane	49.0		50.00	98.0	65	135	
Surr: Toluene-d8	53.2		50.00	106	84	116	

Qualifiers:

B	Analyte detected in the associated Method Blank	R	RPD outside accepted control limits
DF	Dilution Factor	RL	Reporting Limit
J	Analyte detected between MDL and RL	S	Spike Recovery outside control limits
MDL	Method Detection Limit	J	Analyte detected between SDL and RL
ND	Not Detected at the Method Detection Limit	N	Parameter not NELAC certified

CLIENT: Geo Strata Environmental Consultants
Work Order: 1010157
Project: Hillcrest CEI

ANALYTICAL QC SUMMARY REPORT

RunID: GCMS2_101022A

Sample ID:	ICV-101022	Batch ID:	R51926		TestNo:		SW8260B		Units:		mg/Kg
SampType:	ICV	Run ID:	GCMS2_101022A		Analysis Date:		10/22/10 10:43 AM		Prep Date:		
Analyte		Result	RL	SPK value	Ref Val	%REC	LowLimit	HighLimit	%RPD	RPD Limit	Qual
1,1,1-Trichloroethane		0.0506	0.00500	0.0464	0	109	70	130			
1,1,2,2-Tetrachloroethane		0.0495	0.00500	0.0464	0	107	70	130			
1,1,2-Trichloroethane		0.0467	0.00500	0.0464	0	101	70	130			
1,1,2-Trichlorotrifluoroethane		0.0456	0.0150	0.0464	0	98.3	70	130			
1,1-Dichloroethane		0.0483	0.00500	0.0464	0	104	70	130			
1,1-Dichloroethene		0.0431	0.00500	0.0464	0	93.0	80	120			
1,2,4-Trichlorobenzene		0.0491	0.00500	0.0464	0	106	70	130			
1,2-Dibromo-3-chloropropane		0.0528	0.00500	0.0464	0	114	70	130			
1,2-Dibromoethane		0.0468	0.00500	0.0464	0	101	70	130			
1,2-Dichlorobenzene		0.0458	0.00500	0.0464	0	98.6	70	130			
1,2-Dichloroethane		0.0552	0.00500	0.0464	0	119	70	130			
1,2-Dichloropropane		0.0469	0.00500	0.0464	0	101	80	120			
1,3-Dichlorobenzene		0.0454	0.00500	0.0464	0	97.9	70	130			
1,4-Dichlorobenzene		0.0463	0.00500	0.0464	0	99.7	70	130			
2-Butanone		0.138	0.0150	0.116	0	119	70	130			
2-Hexanone		0.138	0.0150	0.116	0	119	70	130			
4-Methyl-2-pentanone		0.134	0.0150	0.116	0	115	70	130			
Acetone		0.142	0.0500	0.116	0	122	70	130			
Benzene		0.0446	0.00500	0.0464	0	96.1	70	130			
Bromodichloromethane		0.0498	0.00500	0.0464	0	107	70	130			
Bromoform		0.0467	0.00500	0.0464	0	101	70	130			
Bromomethane		0.0599	0.00500	0.0464	0	129	70	130			
Carbon disulfide		0.0425	0.00500	0.0464	0	91.6	70	130			
Carbon tetrachloride		0.0481	0.00500	0.0464	0	104	70	130			
Chlorobenzene		0.0470	0.00500	0.0464	0	101	70	130			
Chloroethane		0.0626	0.00500	0.0464	0	135	70	130			S
Chloroform		0.0503	0.00500	0.0464	0	108	80	120			
Chloromethane		0.0440	0.00500	0.0464	0	94.8	70	130			
cis-1,2-Dichloroethene		0.0452	0.00500	0.0464	0	97.4	70	130			
cis-1,3-Dichloropropene		0.0478	0.00500	0.0464	0	103	70	130			
Cyclohexane		0.0476	0.0150	0.0464	0	103	70	130			N
Dibromochloromethane		0.0467	0.00500	0.0464	0	101	70	130			
Dichlorodifluoromethane		0.0341	0.00500	0.0464	0	73.6	70	130			
Ethylbenzene		0.0465	0.00500	0.0464	0	100	80	120			
Isopropylbenzene		0.0472	0.00500	0.0464	0	102	70	130			
m,p-Xylene		0.0961	0.00500	0.0928	0	104	70	130			
Methyl Acetate		0.0510	0.0150	0.0464	0	110	70	130			
Methyl tert-butyl ether		0.0511	0.00500	0.0464	0	110	70	130			
Methylcyclohexane		0.0503	0.0150	0.0464	0	108	70	130			
Methylene chloride		0.0446	0.00500	0.0464	0	96.1	70	130			
o-Xylene		0.0468	0.00500	0.0464	0	101	70	130			
Styrene		0.0465	0.00500	0.0464	0	100	70	130			
Tetrachloroethene		0.0452	0.00500	0.0464	0	97.5	70	130			
Toluene		0.0457	0.00500	0.0464	0	98.6	80	120			

Qualifiers:				
	B	Analyte detected in the associated Method Blank	R	RPD outside accepted control limits
	DF	Dilution Factor	RL	Reporting Limit
	J	Analyte detected between MDL and RL	S	Spike Recovery outside control limits
	MDL	Method Detection Limit	J	Analyte detected between SDL and RL
	ND	Not Detected at the Method Detection Limit	N	Parameter not NELAC certified

CLIENT: Geo Strata Environmental Consultants
Work Order: 1010157
Project: Hillcrest CEI

ANALYTICAL QC SUMMARY REPORT

RunID: GCMS2_101022A

trans-1,2-Dichloroethene	0.0450	0.00500	0.0464	0	97.1	70	130	
trans-1,3-Dichloropropene	0.0506	0.00500	0.0464	0	109	70	130	
Trichloroethene	0.0450	0.00500	0.0464	0	96.9	70	130	
Trichlorofluoromethane	0.0628	0.0150	0.0464	0	135	70	130	S
Vinyl chloride	0.0432	0.00500	0.0464	0	93.1	80	120	
Surr: 1,2-Dichloroethane-d4	62.7		50.00		125	52	149	
Surr: 4-Bromofluorobenzene	51.1		50.00		102	84	118	
Surr: Dibromofluoromethane	51.7		50.00		103	65	135	
Surr: Toluene-d8	50.6		50.00		101	84	116	

Qualifiers:				
	B	Analyte detected in the associated Method Blank	R	RPD outside accepted control limits
	DF	Dilution Factor	RL	Reporting Limit
	J	Analyte detected between MDL and RL	S	Spike Recovery outside control limits
	MDL	Method Detection Limit	J	Analyte detected between SDL and RL
	ND	Not Detected at the Method Detection Limit	N	Parameter not NELAC certified

CLIENT: Geo Strata Environmental Consultants
Work Order: 1010157
Project: Hillcrest CEI

ANALYTICAL QC SUMMARY REPORT

RunID: GCMS7_101026A

Sample ID:	LCS-43586	Batch ID:	43586	TestNo:	SW8260B	Units:	mg/L
SampType:	LCS	Run ID:	GCMS7_101026A	Analysis Date:	10/26/10 11:53 AM	Prep Date:	10/26/10

Analyte	Result	RL	SPK value	Ref Val	%REC	LowLimit	HighLimit	%RPD	RPD Limit	Qual
1,1,1-Trichloroethane	0.0215	0.00100	0.0232	0	92.8	67	132			
1,1,2,2-Tetrachloroethane	0.0274	0.00100	0.0232	0	118	63	128			
1,1,2-Trichloroethane	0.0222	0.00100	0.0232	0	95.6	75	125			
1,1,2-Trichlorotrifluoroethane	0.0227	0.0150	0.0232	0	98.0	67	125			
1,1-Dichloroethane	0.0225	0.00100	0.0232	0	96.9	69	133			
1,1-Dichloroethene	0.0228	0.00100	0.0232	0	98.1	68	130			
1,2,4-Trichlorobenzene	0.0204	0.00500	0.0232	0	88.1	66	134			
1,2-Dibromo-3-chloropropane	0.0224	0.0100	0.0232	0	96.6	50	132			
1,2-Dibromoethane	0.0242	0.00100	0.0232	0	104	80	121			
1,2-Dichlorobenzene	0.0250	0.00100	0.0232	0	108	75	122			
1,2-Dichloroethane	0.0208	0.00100	0.0232	0	89.8	69	132			
1,2-Dichloropropane	0.0229	0.00100	0.0232	0	98.6	75	125			
1,3-Dichlorobenzene	0.0252	0.00100	0.0232	0	108	75	124			
1,4-Dichlorobenzene	0.0245	0.00100	0.0232	0	106	74	123			
2-Butanone	0.0195	0.0150	0.0232	0	84.0	49	136			
2-Hexanone	0.0229	0.0150	0.0232	0	98.8	50	150			
4-Methyl-2-pentanone	0.0227	0.0150	0.0232	0	98.0	60	134			
Acetone	0.0201	0.0150	0.0232	0	86.6	40	135			
Benzene	0.0235	0.00100	0.0232	0	101	81	122			
Bromodichloromethane	0.0226	0.00100	0.0232	0	97.6	76	121			
Bromoform	0.0260	0.00100	0.0232	0	112	69	128			
Bromomethane	0.0225	0.00100	0.0232	0	96.9	53	141			
Carbon disulfide	0.0199	0.0150	0.0232	0	85.6	50	150			
Carbon tetrachloride	0.0238	0.00100	0.0232	0	103	66	138			
Chlorobenzene	0.0241	0.00100	0.0232	0	104	81	122			
Chloroethane	0.0208	0.00100	0.0232	0	89.6	58	133			
Chloroform	0.0218	0.00100	0.0232	0	94.0	69	128			
Chloromethane	0.0200	0.00100	0.0232	0	86.3	56	131			
cis-1,2-Dichloroethene	0.0227	0.00100	0.0232	0	97.8	72	126			
cis-1,3-Dichloropropene	0.0245	0.00100	0.0232	0	106	69	131			
Cyclohexane	0.0229	0.0150	0.0232	0	98.8	40	161			N
Dibromochloromethane	0.0241	0.00100	0.0232	0	104	66	133			
Dichlorodifluoromethane	0.0208	0.00100	0.0232	0	89.6	53	153			
Ethylbenzene	0.0251	0.00100	0.0232	0	108	80	120			
Isopropylbenzene	0.0262	0.00100	0.0232	0	113	75	127			
m,p-Xylene	0.0514	0.00200	0.0464	0	111	80	120			
Methyl Acetate	0.0197	0.0150	0.0232	0	85.0	50	150			
Methyl tert-butyl ether	0.0213	0.00100	0.0232	0	91.9	68	123			
Methylcyclohexane	0.0215	0.0150	0.0232	0	92.5	70	130			
Methylene chloride	0.0223	0.00250	0.0232	0	95.9	63	137			
o-Xylene	0.0262	0.00100	0.0232	0	113	80	120			
Styrene	0.0256	0.00100	0.0232	0	110	65	134			
Tetrachloroethene	0.0258	0.00200	0.0232	0	111	66	128			
Toluene	0.0232	0.00200	0.0232	0	99.8	80	120			

Qualifiers:

B	Analyte detected in the associated Method Blank	R	RPD outside accepted control limits
DF	Dilution Factor	RL	Reporting Limit
J	Analyte detected between MDL and RL	S	Spike Recovery outside control limits
MDL	Method Detection Limit	J	Analyte detected between SDL and RL
ND	Not Detected at the Method Detection Limit	N	Parameter not NELAC certified

CLIENT: Geo Strata Environmental Consultants
Work Order: 1010157
Project: Hillcrest CEI

ANALYTICAL QC SUMMARY REPORT

RunID: GCMS7_101026A

trans-1,2-Dichloroethene	0.0224	0.00100	0.0232	0	96.7	63	137
trans-1,3-Dichloropropene	0.0240	0.00100	0.0232	0	103	59	135
Trichloroethene	0.0221	0.00200	0.0232	0	95.3	70	127
Trichlorofluoromethane	0.0212	0.00100	0.0232	0	91.4	57	129
Vinyl chloride	0.0216	0.00100	0.0232	0	93.1	50	134
Surr: 1,2-Dichloroethane-d4	183		200.0		91.3	72	119
Surr: 4-Bromofluorobenzene	189		200.0		94.5	76	119
Surr: Dibromofluoromethane	188		200.0		93.9	85	115
Surr: Toluene-d8	204		200.0		102	81	120

Sample ID:	MB-43586	Batch ID:	43586	TestNo:	SW8260B	Units:	mg/L
SampType:	MBLK	Run ID:	GCMS7_101026A	Analysis Date:	10/26/10 01:10 PM	Prep Date:	10/26/10

Analyte	Result	RL	SPK value	Ref Val	%REC	LowLimit	HighLimit	%RPD	RPD Limit	Qual
1,1,1-Trichloroethane	<0.000200	0.00100								
1,1,2,2-Tetrachloroethane	<0.000200	0.00100								
1,1,2-Trichloroethane	<0.000200	0.00100								
1,1,2-Trichlorotrifluoroethane	<0.00500	0.0150								
1,1-Dichloroethane	<0.000200	0.00100								
1,1-Dichloroethene	<0.000200	0.00100								
1,2,4-Trichlorobenzene	<0.00150	0.00500								
1,2-Dibromo-3-chloropropane	<0.00300	0.0100								
1,2-Dibromoethane	<0.000200	0.00100								
1,2-Dichlorobenzene	<0.000300	0.00100								
1,2-Dichloroethane	<0.000300	0.00100								
1,2-Dichloropropane	<0.000200	0.00100								
1,3-Dichlorobenzene	<0.000300	0.00100								
1,4-Dichlorobenzene	<0.000300	0.00100								
2-Butanone	<0.00500	0.0150								
2-Hexanone	<0.00500	0.0150								
4-Methyl-2-pentanone	<0.00500	0.0150								
Acetone	<0.00500	0.0150								
Benzene	<0.000200	0.00100								
Bromodichloromethane	<0.000200	0.00100								
Bromoform	<0.000200	0.00100								
Bromomethane	<0.000300	0.00100								
Carbon disulfide	<0.00500	0.0150								
Carbon tetrachloride	<0.000200	0.00100								
Chlorobenzene	<0.000200	0.00100								
Chloroethane	<0.000300	0.00100								
Chloroform	<0.000300	0.00100								
Chloromethane	<0.000300	0.00100								
cis-1,2-Dichloroethene	<0.000200	0.00100								
cis-1,3-Dichloropropene	<0.000200	0.00100								
Cyclohexane	<0.00500	0.0150								N
Dibromochloromethane	<0.000200	0.00100								
Dichlorodifluoromethane	<0.000200	0.00100								
Ethylbenzene	<0.000300	0.00100								

Qualifiers:				
	B	Analyte detected in the associated Method Blank	R	RPD outside accepted control limits
	DF	Dilution Factor	RL	Reporting Limit
	J	Analyte detected between MDL and RL	S	Spike Recovery outside control limits
	MDL	Method Detection Limit	J	Analyte detected between SDL and RL
	ND	Not Detected at the Method Detection Limit	N	Parameter not NELAC certified

CLIENT: Geo Strata Environmental Consultants
Work Order: 1010157
Project: Hillcrest CEI

ANALYTICAL QC SUMMARY REPORT

RunID: GCMS7_101026A

Isopropylbenzene	<0.000200	0.00100								
m,p-Xylene	<0.000600	0.00200								
Methyl Acetate	<0.00500	0.0150								
Methyl tert-butyl ether	<0.000300	0.00100								
Methylcyclohexane	<0.00500	0.0150								
Methylene chloride	<0.00250	0.00250								
o-Xylene	<0.000300	0.00100								
Styrene	<0.000200	0.00100								
Tetrachloroethene	<0.000600	0.00200								
Toluene	<0.000600	0.00200								
trans-1,2-Dichloroethene	<0.000200	0.00100								
trans-1,3-Dichloropropene	<0.000200	0.00100								
Trichloroethene	<0.000600	0.00200								
Trichlorofluoromethane	<0.000200	0.00100								
Vinyl chloride	<0.000100	0.00100								
Surr: 1,2-Dichloroethane-d4	182		200.0		91.0	72	119			
Surr: 4-Bromofluorobenzene	192		200.0		95.8	76	119			
Surr: Dibromofluoromethane	187		200.0		93.5	85	115			
Surr: Toluene-d8	204		200.0		102	81	120			

Sample ID:	1010155-03AMS	Batch ID:	43586	TestNo:		SW8260B		Units:	mg/L	
SampType:	MS	Run ID:	GCMS7_101026A	Analysis Date:		10/26/10 10:06 PM		Prep Date:	10/26/10	
Analyte		Result	RL	SPK value	Ref Val	%REC	LowLimit	HighLimit	%RPD	RPD Limit	Qual
1,1,1-Trichloroethane		0.0221	0.00100	0.0232	0	95.3	67	132			
1,1,2,2-Tetrachloroethane		0.0271	0.00100	0.0232	0	117	63	128			
1,1,2-Trichloroethane		0.0224	0.00100	0.0232	0	96.5	75	125			
1,1,2-Trichlorotrifluoroethane		0.0227	0.0150	0.0232	0	98.0	67	125			
1,1-Dichloroethane		0.0274	0.00100	0.0232	0.00506	96.4	69	133			
1,1-Dichloroethene		0.0290	0.00100	0.0232	0.00607	99.0	68	130			
1,2,4-Trichlorobenzene		0.0199	0.00500	0.0232	0	85.6	66	134			
1,2-Dibromo-3-chloropropane		0.0214	0.0100	0.0232	0	92.1	50	132			
1,2-Dibromoethane		0.0236	0.00100	0.0232	0	102	80	121			
1,2-Dichlorobenzene		0.0249	0.00100	0.0232	0	107	75	125			
1,2-Dichloroethane		0.0218	0.00100	0.0232	0	93.8	68	132			
1,2-Dichloropropane		0.0228	0.00100	0.0232	0	98.3	75	125			
1,3-Dichlorobenzene		0.0250	0.00100	0.0232	0	108	75	124			
1,4-Dichlorobenzene		0.0244	0.00100	0.0232	0	105	74	123			
2-Butanone		0.0201	0.0150	0.0232	0	86.7	49	136			
2-Hexanone		0.0218	0.0150	0.0232	0	93.8	50	150			
4-Methyl-2-pentanone		0.0223	0.0150	0.0232	0	96.1	60	135			
Acetone		0.0227	0.0150	0.0232	0	97.8	40	135			
Benzene		0.0237	0.00100	0.0232	0	102	81	120			
Bromodichloromethane		0.0229	0.00100	0.0232	0	98.8	76	121			
Bromoform		0.0241	0.00100	0.0232	0	104	69	128			
Bromomethane		0.0240	0.00100	0.0232	0	103	53	141			
Carbon disulfide		0.0188	0.0150	0.0232	0	80.9	50	150			
Carbon tetrachloride		0.0240	0.00100	0.0232	0	104	66	138			

Qualifiers:

B	Analyte detected in the associated Method Blank	R	RPD outside accepted control limits
DF	Dilution Factor	RL	Reporting Limit
J	Analyte detected between MDL and RL	S	Spike Recovery outside control limits
MDL	Method Detection Limit	J	Analyte detected between SDL and RL
ND	Not Detected at the Method Detection Limit	N	Parameter not NELAC certified

CLIENT: Geo Strata Environmental Consultants
Work Order: 1010157
Project: Hillcrest CEI

ANALYTICAL QC SUMMARY REPORT

RunID: GCMS7_101026A

Chlorobenzene	0.0242	0.00100	0.0232	0	104	81	122	
Chloroethane	0.0224	0.00100	0.0232	0	96.7	58	133	
Chloroform	0.0223	0.00100	0.0232	0	96.1	69	128	
Chloromethane	0.0202	0.00100	0.0232	0	87.3	56	131	
cis-1,2-Dichloroethene	0.0230	0.00100	0.0232	0	99.0	72	126	
cis-1,3-Dichloropropene	0.0225	0.00100	0.0232	0	96.9	69	131	
Cyclohexane	0.0224	0.0150	0.0232	0	96.7	40	161	N
Dibromochloromethane	0.0233	0.00100	0.0232	0	101	66	133	
Dichlorodifluoromethane	0.0212	0.00100	0.0232	0	91.6	53	153	
Ethylbenzene	0.0248	0.00100	0.0232	0	107	80	120	
Isopropylbenzene	0.0262	0.00100	0.0232	0	113	75	127	
m,p-Xylene	0.0512	0.00200	0.0464	0	110	80	120	
Methyl Acetate	0.0163	0.0150	0.0232	0	70.4	50	150	
Methyl tert-butyl ether	0.0215	0.00100	0.0232	0	92.6	68	123	
Methylcyclohexane	0.0208	0.0150	0.0232	0	89.7	70	130	
Methylene chloride	0.0229	0.00250	0.0232	0	98.5	63	137	
o-Xylene	0.0258	0.00100	0.0232	0	111	80	120	
Styrene	0.0245	0.00100	0.0232	0	106	65	134	
Tetrachloroethene	0.0255	0.00200	0.0232	0	110	66	128	
Toluene	0.0232	0.00200	0.0232	0	100	80	120	
trans-1,2-Dichloroethene	0.0226	0.00100	0.0232	0	97.5	63	137	
trans-1,3-Dichloropropene	0.0226	0.00100	0.0232	0	97.4	59	135	
Trichloroethene	0.0219	0.00200	0.0232	0	94.5	70	127	
Trichlorofluoromethane	0.0233	0.00100	0.0232	0	101	57	129	
Vinyl chloride	0.0214	0.00100	0.0232	0.00010	91.9	50	134	
Surr: 1,2-Dichloroethane-d4	186		200.0		93.2	72	119	
Surr: 4-Bromofluorobenzene	187		200.0		93.7	76	119	
Surr: Dibromofluoromethane	190		200.0		95.1	85	115	
Surr: Toluene-d8	203		200.0		101	81	120	

Sample ID:	1010155-03AMSD	Batch ID:	43586	TestNo:	SW8260B	Units:	mg/L
SampType:	MSD	Run ID:	GCMS7_101026A	Analysis Date:	10/26/10 10:32 PM	Prep Date:	10/26/10

Analyte	Result	RL	SPK value	Ref Val	%REC	LowLimit	HighLimit	%RPD	RPD Limit	Qual
1,1,1-Trichloroethane	0.0220	0.00100	0.0232	0	94.8	67	132	0.454	20	
1,1,2,2-Tetrachloroethane	0.0274	0.00100	0.0232	0	118	63	128	0.844	20	
1,1,2-Trichloroethane	0.0222	0.00100	0.0232	0	95.8	75	125	0.672	20	
1,1,2-Trichlorotrifluoroethane	0.0226	0.0150	0.0232	0	97.2	67	125	0.751	20	
1,1-Dichloroethane	0.0274	0.00100	0.0232	0.00506	96.1	69	133	0.219	20	
1,1-Dichloroethene	0.0291	0.00100	0.0232	0.00607	99.2	68	130	0.172	20	
1,2,4-Trichlorobenzene	0.0198	0.00500	0.0232	0	85.3	66	134	0.454	20	
1,2-Dibromo-3-chloropropane	0.0212	0.0100	0.0232	0	91.5	50	132	0.658	20	
1,2-Dibromoethane	0.0235	0.00100	0.0232	0	101	80	121	0.467	20	
1,2-Dichlorobenzene	0.0248	0.00100	0.0232	0	107	75	125	0.443	20	
1,2-Dichloroethane	0.0218	0.00100	0.0232	0	93.8	68	132	0.046	20	
1,2-Dichloropropane	0.0228	0.00100	0.0232	0	98.3	75	125	0	20	
1,3-Dichlorobenzene	0.0249	0.00100	0.0232	0	107	75	124	0.401	20	
1,4-Dichlorobenzene	0.0243	0.00100	0.0232	0	105	74	123	0.164	20	

Qualifiers:

B	Analyte detected in the associated Method Blank	R	RPD outside accepted control limits
DF	Dilution Factor	RL	Reporting Limit
J	Analyte detected between MDL and RL	S	Spike Recovery outside control limits
MDL	Method Detection Limit	J	Analyte detected between SDL and RL
ND	Not Detected at the Method Detection Limit	N	Parameter not NELAC certified

CLIENT: Geo Strata Environmental Consultants
Work Order: 1010157
Project: Hillcrest CEI

ANALYTICAL QC SUMMARY REPORT

RunID: GCMS7_101026A

2-Butanone	0.0214	0.0150	0.0232	0	92.0	49	136	5.93	20	
2-Hexanone	0.0217	0.0150	0.0232	0	93.6	50	150	0.138	20	
4-Methyl-2-pentanone	0.0224	0.0150	0.0232	0	96.7	60	135	0.626	20	
Acetone	0.0227	0.0150	0.0232	0	97.7	40	135	0.132	20	
Benzene	0.0236	0.00100	0.0232	0	102	81	120	0.508	20	
Bromodichloromethane	0.0225	0.00100	0.0232	0	97.1	76	121	1.76	20	
Bromoform	0.0238	0.00100	0.0232	0	103	69	128	1.00	20	
Bromomethane	0.0240	0.00100	0.0232	0	103	53	141	0.125	20	
Carbon disulfide	0.0190	0.0150	0.0232	0	81.9	50	150	1.16	20	
Carbon tetrachloride	0.0238	0.00100	0.0232	0	103	66	138	1.00	20	
Chlorobenzene	0.0241	0.00100	0.0232	0	104	81	122	0.704	20	
Chloroethane	0.0219	0.00100	0.0232	0	94.2	58	133	2.57	20	
Chloroform	0.0225	0.00100	0.0232	0	96.9	69	128	0.804	20	
Chloromethane	0.0201	0.00100	0.0232	0	86.4	56	131	0.993	20	
cis-1,2-Dichloroethene	0.0230	0.00100	0.0232	0	98.9	72	126	0.087	20	
cis-1,3-Dichloropropene	0.0227	0.00100	0.0232	0	97.9	69	131	0.973	20	
Cyclohexane	0.0220	0.0150	0.0232	0	94.7	40	161	2.12	20	N
Dibromochloromethane	0.0234	0.00100	0.0232	0	101	66	133	0.300	20	
Dichlorodifluoromethane	0.0208	0.00100	0.0232	0	89.7	53	153	2.09	20	
Ethylbenzene	0.0246	0.00100	0.0232	0	106	80	120	0.688	20	
Isopropylbenzene	0.0258	0.00100	0.0232	0	111	75	127	1.54	20	
m,p-Xylene	0.0507	0.00200	0.0464	0	109	80	120	1.08	20	
Methyl Acetate	0.0158	0.0150	0.0232	0	68.3	50	150	3.04	20	
Methyl tert-butyl ether	0.0217	0.00100	0.0232	0	93.5	68	123	0.972	20	
Methylcyclohexane	0.0206	0.0150	0.0232	0	88.6	70	130	1.21	20	
Methylene chloride	0.0226	0.00250	0.0232	0	97.4	63	137	1.14	20	
o-Xylene	0.0258	0.00100	0.0232	0	111	80	120	0.116	20	
Styrene	0.0243	0.00100	0.0232	0	105	65	134	0.901	20	
Tetrachloroethene	0.0252	0.00200	0.0232	0	109	66	128	1.03	20	
Toluene	0.0234	0.00200	0.0232	0	101	80	120	0.643	20	
trans-1,2-Dichloroethene	0.0225	0.00100	0.0232	0	97.1	63	137	0.443	20	
trans-1,3-Dichloropropene	0.0222	0.00100	0.0232	0	95.6	59	135	1.83	20	
Trichloroethene	0.0220	0.00200	0.0232	0	94.9	70	127	0.410	20	
Trichlorofluoromethane	0.0226	0.00100	0.0232	0	97.5	57	129	3.13	20	
Vinyl chloride	0.0211	0.00100	0.0232	0.00010	90.3	50	134	1.74	20	
Surr: 1,2-Dichloroethane-d4	187		200.0		93.6	72	119	0	0	
Surr: 4-Bromofluorobenzene	187		200.0		93.7	76	119	0	0	
Surr: Dibromofluoromethane	191		200.0		95.3	85	115	0	0	
Surr: Toluene-d8	205		200.0		102	81	120	0	0	

Qualifiers:

B	Analyte detected in the associated Method Blank	R	RPD outside accepted control limits
DF	Dilution Factor	RL	Reporting Limit
J	Analyte detected between MDL and RL	S	Spike Recovery outside control limits
MDL	Method Detection Limit	J	Analyte detected between SDL and RL
ND	Not Detected at the Method Detection Limit	N	Parameter not NELAC certified

CLIENT: Geo Strata Environmental Consultants
Work Order: 1010157
Project: Hillcrest CEI

ANALYTICAL QC SUMMARY REPORT

RunID: GCMS7_101026A

Sample ID:	ICV-101026	Batch ID:	R51980		TestNo:		SW8260B		Units:		mg/L
SampType:	ICV	Run ID:	GCMS7_101026A		Analysis Date:		10/26/10 11:18 AM		Prep Date:		
Analyte		Result	RL	SPK value	Ref Val	%REC	LowLimit	HighLimit	%RPD	RPD Limit	Qual
1,1,1-Trichloroethane		0.0435	0.00100	0.0464	0	93.8	70	130			
1,1,2,2-Tetrachloroethane		0.0550	0.00100	0.0464	0	118	70	130			
1,1,2-Trichloroethane		0.0440	0.00100	0.0464	0	94.9	70	130			
1,1,2-Trichlorotrifluoroethane		0.0444	0.0150	0.0464	0	95.6	70	130			
1,1-Dichloroethane		0.0451	0.00100	0.0464	0	97.2	70	130			
1,1-Dichloroethene		0.0446	0.00100	0.0464	0	96.2	80	120			
1,2,4-Trichlorobenzene		0.0427	0.00500	0.0464	0	92.0	70	130			
1,2-Dibromo-3-chloropropane		0.0466	0.0100	0.0464	0	100	70	130			
1,2-Dibromoethane		0.0495	0.00100	0.0464	0	107	70	130			
1,2-Dichlorobenzene		0.0508	0.00100	0.0464	0	109	70	130			
1,2-Dichloroethane		0.0420	0.00100	0.0464	0	90.5	70	130			
1,2-Dichloropropane		0.0462	0.00100	0.0464	0	99.5	70	130			
1,3-Dichlorobenzene		0.0510	0.00100	0.0464	0	110	70	130			
1,4-Dichlorobenzene		0.0490	0.00100	0.0464	0	106	70	130			
2-Butanone		0.0367	0.0150	0.0464	0	79.0	70	130			
2-Hexanone		0.0473	0.0150	0.0464	0	102	70	130			
4-Methyl-2-pentanone		0.0465	0.0150	0.0464	0	100	70	130			
Acetone		0.0403	0.0150	0.0464	0	86.8	70	130			
Benzene		0.0465	0.00100	0.0464	0	100	70	130			
Bromodichloromethane		0.0464	0.00100	0.0464	0	99.9	70	130			
Bromoform		0.0538	0.00100	0.0464	0	116	70	130			
Bromomethane		0.0374	0.00100	0.0464	0	80.7	70	130			
Carbon disulfide		0.0393	0.0150	0.0464	0	84.8	70	130			
Carbon tetrachloride		0.0494	0.00100	0.0464	0	106	70	130			
Chlorobenzene		0.0477	0.00100	0.0464	0	103	70	130			
Chloroethane		0.0330	0.00100	0.0464	0	71.1	70	130			
Chloroform		0.0439	0.00100	0.0464	0	94.7	80	120			
Chloromethane		0.0378	0.00100	0.0464	0	81.5	70	130			
cis-1,2-Dichloroethene		0.0454	0.00100	0.0464	0	97.9	70	130			
cis-1,3-Dichloropropene		0.0499	0.00100	0.0464	0	108	70	130			
Cyclohexane		0.0451	0.0150	0.0464	0	97.2	70	130			N
Dibromochloromethane		0.0517	0.00100	0.0464	0	111	70	130			
Dichlorodifluoromethane		0.0405	0.00100	0.0464	0	87.3	70	130			
Ethylbenzene		0.0498	0.00100	0.0464	0	107	80	120			
Isopropylbenzene		0.0510	0.00100	0.0464	0	110	70	130			
m,p-Xylene		0.100	0.00200	0.0928	0	108	70	130			
Methyl Acetate		0.0388	0.0150	0.0464	0	83.7	70	130			
Methyl tert-butyl ether		0.0432	0.00100	0.0464	0	93.1	70	130			
Methylcyclohexane		0.0424	0.0150	0.0464	0	91.3	70	130			
Methylene chloride		0.0454	0.00250	0.0464	0	97.8	70	130			
o-Xylene		0.0512	0.00100	0.0464	0	110	70	130			
Styrene		0.0501	0.00100	0.0464	0	108	70	130			
Tetrachloroethene		0.0530	0.00200	0.0464	0	114	70	130			
Toluene		0.0461	0.00200	0.0464	0	99.4	80	120			

Qualifiers:

B	Analyte detected in the associated Method Blank	R	RPD outside accepted control limits
DF	Dilution Factor	RL	Reporting Limit
J	Analyte detected between MDL and RL	S	Spike Recovery outside control limits
MDL	Method Detection Limit	J	Analyte detected between SDL and RL
ND	Not Detected at the Method Detection Limit	N	Parameter not NELAC certified

CLIENT: Geo Strata Environmental Consultants
Work Order: 1010157
Project: Hillcrest CEI

ANALYTICAL QC SUMMARY REPORT

RunID: GCMS7_101026A

trans-1,2-Dichloroethene	0.0453	0.00100	0.0464	0	97.7	70	130
trans-1,3-Dichloropropene	0.0495	0.00100	0.0464	0	107	70	130
Trichloroethene	0.0442	0.00200	0.0464	0	95.3	70	130
Trichlorofluoromethane	0.0348	0.00100	0.0464	0	75.0	70	130
Vinyl chloride	0.0422	0.00100	0.0464	0	90.9	80	120
Surr: 1,2-Dichloroethane-d4	183		200.0		91.7	72	119
Surr: 4-Bromofluorobenzene	189		200.0		94.5	76	119
Surr: Dibromofluoromethane	190		200.0		94.9	85	115
Surr: Toluene-d8	209		200.0		105	81	120

Qualifiers:				
	B	Analyte detected in the associated Method Blank	R	RPD outside accepted control limits
	DF	Dilution Factor	RL	Reporting Limit
	J	Analyte detected between MDL and RL	S	Spike Recovery outside control limits
	MDL	Method Detection Limit	J	Analyte detected between SDL and RL
	ND	Not Detected at the Method Detection Limit	N	Parameter not NELAC certified

CLIENT: Geo Strata Environmental Consultants
Work Order: 1010157
Project: Hillcrest CEI

ANALYTICAL QC SUMMARY REPORT

RunID: PMOIST_101022A

Sample ID:	1010145-15D-DUP	Batch ID:	43534	TestNo:	D2216	Units:	WT%
SampType:	DUP	Run ID:	PMOIST_101022A	Analysis Date:	10/22/10 02:05 PM	Prep Date:	10/21/10

Analyte	Result	RL	SPK value	Ref Val	%REC	LowLimit	HighLimit	%RPD	RPD Limit	Qual
Percent Moisture	17.6	0	0	17.96				2.23	30	

Qualifiers:				
	B	Analyte detected in the associated Method Blank	R	RPD outside accepted control limits
	DF	Dilution Factor	RL	Reporting Limit
	J	Analyte detected between MDL and RL	S	Spike Recovery outside control limits
	MDL	Method Detection Limit	J	Analyte detected between SDL and RL
	ND	Not Detected at the Method Detection Limit	N	Parameter not NELAC certified

CLIENT: Geo Strata Environmental Consultants
Work Order: 1010157
Project: Hillcrest CEI

MQL SUMMARY REPORT

TestNo: TX1005 Analyte	MDL mg/Kg	MQL mg/Kg
T/R Hydrocarbons: >C12-C28	7.00	20.0
T/R Hydrocarbons: >C28-C35	7.00	20.0
T/R Hydrocarbons: C6-C12	7.00	20.0
T/R Hydrocarbons: C6-C35	7.00	20.0

TestNo: TX1005 Analyte	MDL mg/L	MQL mg/L
T/R Hydrocarbons: >C12-C28	0.700	2.00
T/R Hydrocarbons: >C28-C35	0.700	2.00
T/R Hydrocarbons: C6-C12	0.700	2.00
T/R Hydrocarbons: C6-C35	0.700	2.00

TestNo: SW8260B Analyte	MDL mg/L	MQL mg/L
1,1,1-Trichloroethane	0.000200	0.00100
1,1,2,2-Tetrachloroethane	0.000200	0.00100
1,1,2-Trichloroethane	0.000200	0.00100
1,1,2-Trichlorotrifluoroethane	0.00500	0.0150
1,1-Dichloroethane	0.000200	0.00100
1,1-Dichloroethene	0.000200	0.00100
1,2,4-Trichlorobenzene	0.00150	0.00500
1,2-Dibromo-3-chloropropane	0.00300	0.0100
1,2-Dibromoethane	0.000200	0.00100
1,2-Dichlorobenzene	0.000300	0.00100
1,2-Dichloroethane	0.000300	0.00100
1,2-Dichloropropane	0.000200	0.00100
1,3-Dichlorobenzene	0.000300	0.00100
1,4-Dichlorobenzene	0.000300	0.00100
2-Butanone	0.00500	0.0150
2-Hexanone	0.00500	0.0150
4-Methyl-2-pentanone	0.00500	0.0150
Acetone	0.00500	0.0150
Benzene	0.000200	0.00100
Bromodichloromethane	0.000200	0.00100
Bromoform	0.000200	0.00100
Bromomethane	0.000300	0.00100
Carbon disulfide	0.00500	0.0150
Carbon tetrachloride	0.000200	0.00100
Chlorobenzene	0.000200	0.00100
Chloroethane	0.000300	0.00100
Chloroform	0.000300	0.00100
Chloromethane	0.000300	0.00100
cis-1,2-Dichloroethene	0.000200	0.00100
cis-1,3-Dichloropropene	0.000200	0.00100
Cyclohexane	0.00500	0.0150
Dibromochloromethane	0.000200	0.00100
Dichlorodifluoromethane	0.000200	0.00100
Ethylbenzene	0.000300	0.00100
Isopropylbenzene	0.000200	0.00100
m,p-Xylene	0.000600	0.00200
Methyl Acetate	0.00500	0.0150
Methyl tert-butyl ether	0.000300	0.00100
Methylcyclohexane	0.00500	0.0150
Methylene chloride	0.00250	0.00250
o-Xylene	0.000300	0.00100
Styrene	0.000200	0.00100
Tetrachloroethene	0.000600	0.00200
Toluene	0.000600	0.00200
trans-1,2-Dichloroethene	0.000200	0.00100
trans-1,3-Dichloropropene	0.000200	0.00100
Trichloroethene	0.000600	0.00200
Trichlorofluoromethane	0.000200	0.00100
Vinyl chloride	0.000100	0.00100

TestNo: SW8260B Analyte	MDL mg/Kg	MQL mg/Kg
1,1,1-Trichloroethane	0.00100	0.00500
1,1,2,2-Tetrachloroethane	0.00100	0.00500
1,1,2-Trichloroethane	0.00100	0.00500
1,1,2-Trichlorotrifluoroethane	0.00500	0.0150
1,1-Dichloroethane	0.00100	0.00500
1,1-Dichloroethene	0.00100	0.00500
1,2,4-Trichlorobenzene	0.00100	0.00500
1,2-Dibromo-3-chloropropane	0.00100	0.00500
1,2-Dibromoethane	0.00100	0.00500
1,2-Dichlorobenzene	0.00100	0.00500
1,2-Dichloroethane	0.00100	0.00500
1,2-Dichloropropane	0.00100	0.00500
1,3-Dichlorobenzene	0.00100	0.00500
1,4-Dichlorobenzene	0.00100	0.00500
2-Butanone	0.00500	0.0150
2-Hexanone	0.00500	0.0150
4-Methyl-2-pentanone	0.00500	0.0150
Acetone	0.0150	0.0500
Benzene	0.00100	0.00500
Bromodichloromethane	0.00100	0.00500
Bromoform	0.00100	0.00500
Bromomethane	0.00100	0.00500
Carbon disulfide	0.00100	0.00500

Qualifiers:
MQL - Method Quantitation Limit as defined by TRRP
MDL - Method Detection Limit as defined by TRRP

CLIENT: Geo Strata Environmental Consultants
Work Order: 1010157
Project: Hillcrest CEI

MQL SUMMARY REPORT

Carbon tetrachloride	0.00100	0.00500
Chlorobenzene	0.00100	0.00500
Chloroethane	0.00100	0.00500
Chloroform	0.00100	0.00500
Chloromethane	0.00100	0.00500
cis-1,2-Dichloroethene	0.00100	0.00500
cis-1,3-Dichloropropene	0.00100	0.00500
Cyclohexane	0.00500	0.0150
Dibromochloromethane	0.00100	0.00500
Dichlorodifluoromethane	0.00100	0.00500
Ethylbenzene	0.00100	0.00500
Isopropylbenzene	0.00100	0.00500
m,p-Xylene	0.00100	0.00500
Methyl Acetate	0.00500	0.0150
Methyl tert-butyl ether	0.00100	0.00500
Methylcyclohexane	0.00500	0.0150
Methylene chloride	0.00500	0.00500
o-Xylene	0.00100	0.00500
Styrene	0.00100	0.00500
Tetrachloroethene	0.00100	0.00500
Toluene	0.00100	0.00500
trans-1,2-Dichloroethene	0.00100	0.00500
trans-1,3-Dichloropropene	0.00100	0.00500
Trichloroethene	0.00100	0.00500
Trichlorofluoromethane	0.00500	0.0150
Vinyl chloride	0.00100	0.00500

TestNo: SW8270C Analyte	MDL mg/Kg	MQL mg/Kg
Acenaphthene	0.0200	0.0500
Acenaphthylene	0.0100	0.0500
Anthracene	0.0100	0.0500
Benzo[a]anthracene	0.0200	0.0500
Benzo[a]pyrene	0.0300	0.0500
Benzo[b]fluoranthene	0.0200	0.0500
Benzo[g,h,i]perylene	0.0200	0.0500
Benzo[k]fluoranthene	0.0300	0.0500
Chrysene	0.0200	0.0500
Dibenz[a,h]anthracene	0.0200	0.0500
Fluoranthene	0.0100	0.0500
Fluorene	0.0100	0.0500
Indeno[1,2,3-cd]pyrene	0.0100	0.0500
Naphthalene	0.0100	0.0500
Phenanthrene	0.0100	0.0500
Pyrene	0.0200	0.0500

TestNo: SW8270C Analyte	MDL mg/L	MQL mg/L
Acenaphthene	0.0000250	0.0000500
Acenaphthylene	0.0000250	0.0000500
Anthracene	0.0000250	0.0000500
Benzo[a]anthracene	0.0000250	0.0000500
Benzo[a]pyrene	0.0000250	0.0000500
Benzo[b]fluoranthene	0.0000250	0.0000500
Benzo[g,h,i]perylene	0.0000250	0.0000500
Benzo[k]fluoranthene	0.0000250	0.0000500
Chrysene	0.0000250	0.0000500
Dibenz[a,h]anthracene	0.00000500	0.0000100
Fluoranthene	0.0000250	0.0000500
Fluorene	0.0000250	0.0000500
Indeno[1,2,3-cd]pyrene	0.0000250	0.0000500
Naphthalene	0.0000250	0.0000500
Phenanthrene	0.0000250	0.0000500
Pyrene	0.0000250	0.0000500

Qualifiers:
MQL - Method Quantitation Limit as defined by TRRP
MDL - Method Detection Limit as defined by TRRP

November 01, 2010

Suzanne Green
Geo Strata Environmental Consultants
4718 College Park
San Antonio, TX 78249

TEL: (210) 492-2558
FAX: (210) 492-8935

Order No: 1010167

RE: Hillcrest CEI

Dear Suzanne Green:

DHL Analytical received 25 sample(s) on 10/22/2010 for the analyses presented in the following report.

There were no problems with the analyses and all data met requirements of NELAC except where noted in the Case Narrative. All non-NELAC methods will be identified accordingly in the case narrative and all estimated uncertainties of test results are within method or EPA specifications.

If you have any questions regarding these tests results, please feel free to call. Thank you for using DHL Analytical.

Sincerely,

John DuPont
General Manager

This report was performed under the accreditation of the State of Texas Laboratory Certification Number: T104704211-10-3

Table of Contents

Miscellaneous Documents 3

Case Narrative 31

Sample Summary 32

Prep Dates Report 33

Analytical Dates Report 36

Sample Results 39

Analytical QC Summary Report 88

MQL Summary Report 129

DHL ANALYTICAL CDC 354846 H

2300 Double Creek Dr. ■ Round Rock, TX 78664
Phone (512) 388-8222 ■ FAX (512) 388-8229
Web: www.dhlanalytical.com
E-Mail: login@dhlanalytical.com

nº 46700

CHAIN-OF-CUSTODY

CLIENT: GEOSTRATA ENVIRONMENTAL INC
ADDRESS: 4718 College Park San Antonio TX 78249
PHONE: (210) 492-7282 FAX/E-MAIL: (210) 492-8935
DATA REPORTED TO: CHRIS HALLEY
ADDITIONAL REPORT COPIES TO:

DATE: 10/21/10 PAGE 1 OF 1
PO #: 1983 DHL WORK ORDER #: 1010167
PROJECT LOCATION OR NAME: HCEI 760-SL-H
CLENT PROJECT #: HCEI COLLECTOR: PV Schwan

Authorize 5% surcharge for TRRP Report? ☑ Yes ☐ No

S=SOIL W=WATER A=AIR L=LIQUID P=PAINT SL=SLUDGE O=OTHER SO=SOLID

Field Sample I.D.	DHL Lab #	Date	Time	Matrix	Container Type	# of Containers	PRESERVATION: HCl	HNO_3	H_2SO_4 ☐ NaOH ☐	ICE	UNPRESERVED	ANALYSES: BTEX ☐ MTBE ☐ (METHOD 8021)	TPH 1005 ☐ TPH 1006 ☐ HOLD 1006 ☐	GRO (METHOD 8015) ☐ DRO (METHOD 8015) ☐	VOC 8260 ☐ VOC 8260/5035 ☐	SVOC 8270 ☐ PAH 8270 ☐ HOLD PAH ☐ SVOC 625 ☐	VOC 624 ☐	8081 PEST ☐ 608 PEST/PCB ☐ 8270 PEST ☐	8270 O-P PEST ☐ 8082 PCB ☐ 8270 PCB ☐	8321 HERB ☐ 8330 EXPL ☐ PERCHLORATE ☐	METALS 6020 ☐ METALS 200.8 ☐ DISS. METALS ☐	RCRA ☐ TX11 ☐ ☐	PH ☐ HEX CHROM ☐ ALKALINITY ☐	CHLORIDE ☐ ANIONS ☐	TCLP SVOC ☐ VOC ☐ PEST ☐ HERB ☐	TCLP METALS ☐ RCRA 8 ☐ TX-11 ☐ Pb ☐	RCI ☐ TOX ☐ FLASHPOINT ☐	TDS ☐ TSS ☐ % MOISTURE ☐ CYANIDE ☐	FIELD NOTES
TRIP BLANK	01	10/21/10	–	W	PLASTIC	1	✓			✓					✓																		
SOSB101	02	10/21/10	812	S	VARIOUS	8				✓			✓		✓	✓																	
SOSB2601	03	10/21/10	930	S	VARIOUS	8				✓			✓		✓	✓																	
SOSB2602	04	10/21/10	918	S	VARIOUS	8				✓			✓		✓	✓																	
SOSB1101	05	10/21/10	1058	S	VARIOUS	8				✓			✓		✓	✓																	
SOSB1102	06	10/21/10	1110	S	VARIOUS	8				✓			✓		✓	✓																	
SOSB1501	07	10/21/10	1352	S	VARIOUS	8				✓			✓		✓	✓																	
SOSB1701	08	10/21/10	1456	S	VARIOUS	8				✓			✓		✓	✓																	
SOSB1801	09	10/21/10	1555	S	VARIOUS	8				✓			✓		✓	✓																	
SOFD04	10	10/21/10	1300	S	VARIOUS	8				✓			✓		✓	✓																	
SOFD05	11	10/21/10	1200	S	VARIOUS	8				✓			✓		✓	✓																	
TOTAL																																	

RELINQUISHED BY: (Signature) DATE/TIME 10/21/10 RECEIVED BY: (Signature)
RELINQUISHED BY: (Signature) DATE/TIME 10/22/10 1015 RECEIVED BY: (Signature)
RELINQUISHED BY: (Signature) DATE/TIME RECEIVED BY: (Signature)

☐ DHL DISPOSAL @ $5.00 each ☐ Return

TURN AROUND TIME
RUSH ☐ CALL FIRST
1 DAY ☐ CALL FIRST
2 DAY ☐
NORMAL ☐
OTHER ☐ _____

LABORATORY USE ONLY:
RECEIVING TEMP: 3.0 THERM #: 57
CUSTODY SEALS: ☐ BROKEN ☑ INTACT ☐ NOT USED
☑ CARRIER BILL #: _____
☐ APC DELIVERY
☐ HAND DELIVERED

DHL ANALYTICAL

2300 Double Creek Dr. ■ Round Rock, TX 78664
Phone (512) 388-8222 ■ FAX (512) 388-8229
Web: www.dhlanalytical.com
E-Mail: login@dhlanalytical.com

COC# 1984

№ 46680

CHAIN-OF-CUSTODY

CLIENT: Geo Strata
ADDRESS: 4718 College Park, SA, TX 78249
PHONE: 210 492 7282 FAX/E-MAIL: 210 492 8935
DATA REPORTED TO: Cheri Kries
ADDITIONAL REPORT COPIES TO:

DATE: Oct 21, 2010 PAGE 1 OF 1
PO #: 354847 H DHL WORK ORDER #: 1010167
PROJECT LOCATION OR NAME: HCEI 760 SL11
CLENT PROJECT #: 760 SL11 COLLECTOR: Cheri Kries

Authorize 5% surcharge for TRRP Report? ☐ Yes ☐ No

S=SOIL P=PAINT W=WATER SL=SLUDGE A=AIR O=OTHER L=LIQUID SO=SOLID

PRESERVATION: HCl, HNO_3, H_2SO_4 ☐ NaOH ☐, ICE, UNPRESERVED

ANALYSES: BTEX ☐ MTBE ☐ (METHOD 8021) TPH 1005 ☐ TPH 1006 ☐ HOLD 1006 ☐ GRO (METHOD 8015) ☐ DRO (METHOD 8105) ☐ VOC 8260 ☐ VOC 624 ☐ VOC 8260/5035 ☐ SVOC 8270 ☐ PAH 8270 ☐ HOLD PAH ☐ SVOC 625 ☐ 8081 PEST ☐ 608 PEST/PCB ☐ 8270 PEST ☐ 8270 O-P PEST ☐ 8082 PCB ☐ 8270 PCB ☐ 8321 HERB ☐ 8330 EXPL ☐ PERCHLORATE ☐ METALS 6020 ☐ METALS 200.8 ☐ DISS. METALS ☐ RCRA ☐ TX1 ☐ ____ ☐ PH ☐ HEX CHROM ☐ ALKALINITY ☐ CHLORIDE ☐ ANIONS ____ ☐ TCLP SVOC ☐ VOC ☐ PEST ☐ HERB ☐ TCLP METALS ☐ RCRA 8 ☐ TX1 ☐ Pb ☐ RCI ☐ TOX ☐ FLASHPOINT ☐ TDS ☐ TSS ☐ % MOISTURE ☐ CYANIDE ☐ Low 0-500 Mid 500-1000 High 1000-PSH

| Field Sample I.D. | DHL Lab # | Date | Time | Matrix | Container Type | # of Containers | HCl | HNO_3 | H_2SO_4 ☐ NaOH ☐ | ICE | UNPRESERVED | BTEX | MTBE | (METHOD 8021) | TPH 1005 | TPH 1006 | HOLD 1006 | GRO (METHOD 8015) | DRO (METHOD 8105) | VOC 8260 | VOC 624 | VOC 8260/5035 | SVOC 8270 | PAH 8270 | HOLD PAH | SVOC 625 | 8081 PEST | 608 PEST/PCB | 8270 PEST | 8270 O-P PEST | 8082 PCB | 8270 PCB | 8321 HERB | 8330 EXPL | PERCHLORATE | METALS 6020 | METALS 200.8 | DISS. METALS | RCRA | TX1 | PH | HEX CHROM | ALKALINITY | CHLORIDE | ANIONS | TCLP SVOC | VOC | PEST | HERB | TCLP METALS | RCRA 8 | TX1 | Pb | RCI | TOX | FLASHPOINT | TDS | TSS | % MOISTURE | CYANIDE | Low 0-500 | Mid 500-1000 | High 1000-PSH | FIELD NOTES |
|---|---|---

DHL ANALYTICAL COC# 1985

2300 Double Creek Dr. ■ Round Rock, TX 78664
Phone (512) 388-8222 ■ FAX (512) 388-8229
Web: www.dhlanalytical.com
E-Mail: login@dhlanalytical.com

№ 46689

CHAIN-OF-CUSTODY

CLIENT: GEO STRATA
ADDRESS: 4718 College Park, S.A. TX 78249
PHONE: (210)492-7282 FAX/E-MAIL: 210-492-8935
DATA REPORTED TO: CHERI KRIEG
ADDITIONAL REPORT COPIES TO:

DATE: OCT 21, 2010 PAGE 1 OF 1
PO #: ~~1985~~ 354848H DHL WORK ORDER #: 10/0/67
PROJECT LOCATION OR NAME: HCEI 760-SL11
CLENT PROJECT #: 760-SL11 COLLECTOR: Ruby Arredondo

Authorize 5% surcharge for TRRP Report? ☐ Yes ☐ No

S=SOIL W=WATER A=AIR L=LIQUID P=PAINT SL=SLUDGE O=OTHER SO=SOLID

Field Sample I.D.	DHL Lab #	Date	Time	Matrix	Container Type	# of Containers	PRESERVATION HCl	HNO_3	H_2SO_4	NaOH ☐ ICE	UNPRESERVED	ANALYSES BTEX ☐ MTBE ☐ (METHOD 8021)	TPH 1005 ✓ TPH 1006 ☐ HOLD 1006 ☐	GRO (METHOD 8015) ☐ DRO (METHOD 8105) ☐	VOC 8260 ✓ VOC 624 ☐ VOC 8260/5035 ☐	SVOC 8270 ☐ PAH 8270 ✓ HOLD PAH ☐ SVOC 625 ☐	8081 PEST ☐ 608 PEST/PCB ☐ 8270 PCB ☐ 8270 PEST ☐	8270 O-P PEST ☐ 8082 PCB ☐ 8270 PCB ☐	8321 HERB ☐ 8330 EXPL ☐ PERCHLORATE ☐	METALS 6020 ☐ METALS 200.8 ☐ DISS. METALS ☐	RCRA ☐ TX11 ☐ ____ ☐	PH ☐ HEX. CHROM ☐ ALKALINITY ☐	CHLORIDE ☐ ANIONS ____ ☐	TCLP SVOC ☐ VOC ☐ PEST ☐ HERB ☐	TCLP METALS ☐ RCRA 8 ☐ TX-11 ☐ Pb ☐	RCI ☐ TOX ☐ FLASHPOINT ☐ CYANIDE ☐	TDS ☐ TSS ☐ % MOISTURE ☐ LOW 0-500	FIELD NOTES
TRIP BLANK	23	10/21/10		W	GLASS	2	X			X					X																		
GW-06	24	10/21/10	1510	W	GLASS	8	✓			✓			✓		✓	✓														✓			
GW-02	25	10/21/10	1650	W	GLASS	8	✓			✓			✓		✓	✓														✓			
Temp BLANK	26																																
TOTAL																																	

RELINQUISHED BY: (Signature) Ruby Arredondo DATE/TIME 10/21/10 1830 RECEIVED BY: (Signature) SHIPPING
RELINQUISHED BY: (Signature) [signature] DATE/TIME 10/22/10 1015 RECEIVED BY: (Signature) [signature]
RELINQUISHED BY: (Signature) DATE/TIME RECEIVED BY: (Signature)

☐ DHL DISPOSAL @ $5.00 each ☐ Return

TURN AROUND TIME
RUSH ☐ CALL FIRST
1 DAY ☐ CALL FIRST
2 DAY ☐
NORMAL ☐
OTHER ☐ ____

LABORATORY USE ONLY:
RECEIVING TEMP: 1.9 THERM #: 57
CUSTODY SEALS: ☐ BROKEN ☐ INTACT ☐ NOT USED
☐ CARRIER BILL #: [signature]
☐ APC DELIVERY
☐ HAND DELIVERED

FedEx Express — US Airbill

FedEx Tracking Number 8705 3918 9639

Form ID No. 0200 — Recipient's Copy

1 From

Date 10/21/10

Sender's Name R GREEN Phone 210 492 7282

Company GeoSTRATA ENVIRONMENTAL

Address 4718 College PARK

Dept./Floor/Suite/Room

City SAN ANTONIO State TX ZIP 78249

2 Your Internal Billing Reference HCEF

3 To

Recipient's Name Phone 512 388 8222

Company DHL ANALYTICAL

HOLD Weekday — Print FedEx location address below. NOT available for FedEx First Overnight.

HOLD Saturday — Print FedEx location address below. Available ONLY for FedEx Priority Overnight and FedEx 2Day to select locations.

Address 2300 Double Creek

We cannot deliver to P.O. boxes or P.O. ZIP codes.

Dept./Floor/Suite/Room

Address

Print FedEx location address here if a HOLD option is selected.

City Round Rock State TX ZIP 78664

8705 3918 9639

4a Express Package Service * To most locations. *Packages up to 150 lbs.*

- [x] FedEx Priority Overnight — Next business morning.* Friday shipments will be delivered on Monday unless SATURDAY Delivery is selected.
- [ ] FedEx Standard Overnight — Next business afternoon.* Saturday Delivery NOT available.
- [ ] FedEx First Overnight — Earliest next business morning delivery to select locations.* Saturday Delivery NOT available.
- [ ] FedEx 2Day — Second business day.* Thursday shipments will be delivered on Monday unless SATURDAY Delivery is selected.
- [ ] FedEx Express Saver — Third business day.* Saturday Delivery NOT available.

4b Express Freight Service ** To most locations. *Packages over 150 lbs.*

- [ ] FedEx 1Day Freight — Next business day.** Friday shipments will be delivered on Monday unless SATURDAY Delivery is selected.

FedEx 1Day Freight Booking No.

- [ ] FedEx 2Day Freight — Second business day.** Thursday shipments will be delivered on Monday unless SATURDAY Delivery is selected.
- [ ] FedEx 3Day Freight — Third business day.** Saturday Delivery NOT available.

5 Packaging * Declared value limit $500.

- [ ] FedEx Envelope*
- [ ] FedEx Pak* — Includes FedEx Small Pak, FedEx Large Pak, and FedEx Sturdy Pak.
- [ ] FedEx Box
- [ ] FedEx Tube
- [ ] Other

6 Special Handling and Delivery Signature Options

- [ ] SATURDAY Delivery — NOT available for FedEx Standard Overnight, FedEx First Overnight, FedEx Express Saver, or FedEx 3Day Freight.
- [ ] No Signature Required — Package may be left without obtaining a signature for delivery.
- [ ] Direct Signature — Someone at recipient's address may sign for delivery. *Fee applies.*
- [ ] Indirect Signature — If no one is available at recipient's address, someone at a neighboring address may sign for delivery. For residential deliveries only. *Fee applies.*

Does this shipment contain dangerous goods?

One box must be checked.

- [ ] No
- [ ] Yes — As per attached Shipper's Declaration.
- [ ] Yes — Shipper's Declaration not required.
- [ ] Dry Ice — Dry Ice, 9, UN 1845 ____ x ____ kg

Dangerous goods (including dry ice) cannot be shipped in FedEx packaging or placed in a FedEx Express Drop Box.

- [ ] Cargo Aircraft Only

7 Payment *Bill to:*

Enter FedEx Acct. No. or Credit Card No. below.

- [ ] Sender — Acct. No. in Section 1 will be billed.
- [ ] Recipient
- [ ] Third Party
- [ ] Credit Card
- [ ] Cash/Check

Obtain Recip. Acct. No. [ ]

Total Packages ____ Total Weight ____ lbs. Total Declared Value† $ ____ .00 * Credit Card Auth.

†Our liability is limited to $100 unless you declare a higher value. See the current FedEx Service Guide for details.

554

Rev. Date 2/08 • Part #158281 • ©1994-2008 FedEx • PRINTED IN U.S.A. SBY

fedex.com 1.800.GoFedEx 1.800.463.3339

CUSTODY SEAL
DATE 10.21.10
SIGNATURE

QEC
Quality Environmental Containers
800-255-3950 • 304-255-3900

FedEx Express — US Airbill

FedEx Tracking Number 8705 3918 9640

0200 — Recipient's Copy

1 From

Date 10/21/10

Sender's Name R GREEN Phone 210 492 7282

Company GED STRATA

Address 4718 College PARK

Dept./Floor/Suite/Room

City SAN ANTONIO State TX ZIP 78249

2 Your Internal Billing Reference HCET

3 To

Recipient's Name Phone 512 388 8222

Company DHL Analytical

HOLD Weekday — Print FedEx location address below. NOT available for FedEx First Overnight.

HOLD Saturday — Print FedEx location address below. Available ONLY for FedEx Priority Overnight and FedEx 2Day to select locations.

Address 2300 Double CREEK DR.

We cannot deliver to P.O. boxes or P.O. ZIP codes.

Dept./Floor/Suite/Room

Address

Print FedEx location address here if a HOLD option is selected.

City Round Rock State TX ZIP 78664

8705 3918 9640

4a Express Package Service * To most locations. — *Packages up to 150 lbs.*

- [x] FedEx Priority Overnight — Next business morning.* Friday shipments will be delivered on Monday unless SATURDAY Delivery is selected.
- [ ] FedEx Standard Overnight — Next business afternoon.* Saturday Delivery NOT available.
- [ ] FedEx First Overnight — Earliest next business morning delivery to select locations.* Saturday Delivery NOT available.
- [ ] FedEx 2Day — Second business day.* Thursday shipments will be delivered on Monday unless SATURDAY Delivery is selected.
- [ ] FedEx Express Saver — Third business day.* Saturday Delivery NOT available.

4b Express Freight Service ** To most locations. — *Packages over 150 lbs.*

- [ ] FedEx 1Day Freight — Next business day.** Friday shipments will be delivered on Monday unless SATURDAY Delivery is selected.
- FedEx 1Day Freight Booking No.
- [ ] FedEx 2Day Freight — Second business day.** Thursday shipments will be delivered on Monday unless SATURDAY Delivery is selected.
- [ ] FedEx 3Day Freight — Third business day.** Saturday Delivery NOT available.

5 Packaging * Declared value limit $500.

- [ ] FedEx Envelope*
- [ ] FedEx Pak* — Includes FedEx Small Pak, FedEx Large Pak, and FedEx Sturdy Pak.
- [ ] FedEx Box
- [ ] FedEx Tube
- [ ] Other

6 Special Handling and Delivery Signature Options

- [ ] SATURDAY Delivery — NOT available for FedEx Standard Overnight, FedEx First Overnight, FedEx Express Saver, or FedEx 3Day Freight.
- [ ] No Signature Required — Package may be left without obtaining a signature for delivery.
- [ ] Direct Signature — Someone at recipient's address may sign for delivery. Fee applies.
- [ ] Indirect Signature — If no one is available at recipient's address, someone at a neighboring address may sign for delivery. For residential deliveries only. Fee applies.

Does this shipment contain dangerous goods? One box must be checked.

- [x] No
- [ ] Yes — As per attached Shipper's Declaration.
- [ ] Yes — Shipper's Declaration not required.
- [ ] Dry Ice — Dry Ice, 9, UN 1845 ____ x ____ kg
- [ ] Cargo Aircraft Only

Dangerous goods (including dry ice) cannot be shipped in FedEx packaging or placed in a FedEx Express Drop Box.

7 Payment *Bill to:* — Obtain Recip. Acct. No. [ ]

- [ ] Sender — Acct. No. in Section 1 will be billed.
- [ ] Recipient
- [ ] Third Party
- [ ] Credit Card
- [ ] Cash/Check

Enter FedEx Acct. No. or Credit Card No. below.

Total Packages ____ Total Weight ____ lbs. Total Declared Value† $ ____ .00 Credit Card Auth.

†Our liability is limited to $100 unless you declare a higher value. See the current FedEx Service Guide for details.

554

Rev. Date 2/08 Part #152281-©1994-2008 FedEx • PRINTED IN U.S.A. SRY

fedex.com 1.800.GoFedEx 1.800.463.3339

CUSTODY SEAL
DATE 10/21/10
SIGNATURE

QEC
Quality Environmental Containers
800-255-3950 · 304-255-3900

FedEx Express — US Airbill

FedEx Tracking Number: 8705 3918 9628

0200 — Recipient's Copy

1 From

Date: 10/21/10

Sender's Name: R. GREEN — Phone: 210 492 7282

Company: GeoSTRATA ENVIRONMENTAL

Address: 4718 College PARK — Dept./Floor/Suite/Room

City: SAN ANTONIO — State: TX — ZIP: 78249

2 Your Internal Billing Reference: HCEI

3 To

Recipient's Name — Phone: 512 388 8222

Company: DHL ENVIRONMENTAL — HOLD Weekday: Print FedEx location address below. NOT available for FedEx First Overnight. — HOLD Saturday: Print FedEx location address below. Available ONLY for FedEx Priority Overnight and FedEx 2Day to select locations.

Address: 2300 Double CREEK — Dept./Floor/Suite/Room

We cannot deliver to P.O. boxes or P.O. ZIP codes.

Address: Print FedEx location address here if a HOLD option is selected.

City: Round ROCK — State: TX — ZIP: 8664

8705 3918 9628

4a Express Package Service • To most locations. — *Packages up to 150 lbs.*

- [x] FedEx Priority Overnight — Next business morning.* Friday shipments will be delivered on Monday unless SATURDAY Delivery is selected.
- [ ] FedEx Standard Overnight — Next business afternoon.* Saturday Delivery NOT available.
- [ ] FedEx First Overnight — Earliest next business morning delivery to select locations.* Saturday Delivery NOT available.
- [ ] FedEx 2Day — Second business day.* Thursday shipments will be delivered on Monday unless SATURDAY Delivery is selected.
- [ ] FedEx Express Saver — Third business day.* Saturday Delivery NOT available.

4b Express Freight Service • To most locations. — *Packages over 150 lbs.*

- [ ] FedEx 1Day Freight — Next business day.** Friday shipments will be delivered on Monday unless SATURDAY Delivery is selected. — FedEx 1Day Freight Stacking lbs.
- [ ] FedEx 2Day Freight — Second business day.** Thursday shipments will be delivered on Monday unless SATURDAY Delivery is selected.
- [ ] FedEx 3Day Freight — Third business day.** Saturday Delivery NOT available.

5 Packaging • Declared value limit $500.

- [ ] FedEx Envelope*
- [ ] FedEx Pak* — Includes FedEx Small Pak, FedEx Large Pak, and FedEx Sturdy Pak.
- [ ] FedEx Box
- [ ] FedEx Tube
- [ ] Other

6 Special Handling and Delivery Signature Options

- [ ] SATURDAY Delivery — NOT available for FedEx Standard Overnight, FedEx First Overnight, FedEx Express Saver, or FedEx 3Day Freight.
- [x] No Signature Required — Package may be left without obtaining a signature for delivery.
- [ ] Direct Signature — Someone at recipient's address may sign for delivery. Fee applies.
- [ ] Indirect Signature — If no one is available at recipient's address, someone at a neighboring address may sign for delivery. For residential deliveries only. Fee applies.

Does this shipment contain dangerous goods? One box must be checked.

- [x] No
- [ ] Yes — As per attached Shipper's Declaration.
- [ ] Yes — Shipper's Declaration not required.
- [ ] Dry Ice — Dry Ice, 9, UN 1845 _____ x _____ kg

Dangerous goods (including dry ice) cannot be shipped in FedEx packaging or placed in a FedEx Express Drop Box.

- [ ] Cargo Aircraft Only

7 Payment *Bill to:*

Enter FedEx Acct. No. or Credit Card No. below. — Obtain Recip. Acct. No. [ ]

- [ ] Sender — Acct. No. in Section 1 will be billed.
- [ ] Recipient
- [ ] Third Party
- [ ] Credit Card
- [ ] Cash/Check

Total Packages: 1 — Total Weight: 57 lbs. — Total Declared Value: $ _____ .00 — Credit Card Auth.

*Our liability is limited to $100 unless you declare a higher value. See the current FedEx Service Guide for details.

554

Rev. Date 2/09 • Part #150871 • ©1994-2009 FedEx • PRINTED IN U.S.A. SRY

fedex.com 1800GoFedEx 1800.463.3339

CUSTODY SEAL
DATE 10/21/10
SIGNATURE

REC
Quality Environmental Containers
800-255-3980 • 304-255-3980

DHL Analytical

Sample Receipt Checklist

Client Name **Geo Strata Environmental Consultants** Date Received: **10/22/2010**

Work Order Number **1010167** Received by **JB**

Checklist completed by: JBarker 10/22/10 (Signature / Date) Reviewed by SS 10.22.10 (Initials / Date)

Carrier name: FedEx 1day

Shipping container/cooler in good condition?	Yes ☑	No ☐	Not Present ☐
Custody seals intact on shippping container/cooler?	Yes ☑	No ☐	Not Present ☐
Custody seals intact on sample bottles?	Yes ☑	No ☐	Not Present ☐
Chain of custody present?	Yes ☑	No ☐	
Chain of custody signed when relinquished and received?	Yes ☑	No ☐	
Chain of custody agrees with sample labels?	Yes ☑	No ☐	
Samples in proper container/bottle?	Yes ☑	No ☐	
Sample containers intact?	Yes ☑	No ☐	
Sufficient sample volume for indicated test?	Yes ☑	No ☐	
All samples received within holding time?	Yes ☑	No ☐	
Container/Temp Blank temperature in compliance?	Yes ☑	No ☐	3.0 °C, 4.2, 1.9°
Water - VOA vials have zero headspace?	Yes ☑	No ☐	No VOA vials submitted ☐
Water - pH acceptable upon receipt?	Yes ☐	No ☐	Not Applicable ☑

Adjusted? _____ Checked by _____

Any No response must be detailed in the comments section below.

Client contacted GeoStrata Date contacted: 10/22/10 Person contacted Cheri Krieg

Contacted by: JBarker Regarding: 50-SB26-02

Comments: Per Cheri, analyze for RCRA metals only on sample 50-SB26-02.

Corrective Action Logged in for requested analysis.

Page 1 of 1

Laboratory Data Package Signature Page – RG-366/TRRP-13
Revised May 2010

This data package consists of:

This signature page, the laboratory review checklist, and the following reportable data:

R1 Field chain-of-custody documentation;
R2 Sample identification cross-reference;
R3 Test reports (analytical data sheets) for each environmental sample that includes:
  a) Items consistent with NELAC Chapter 5,
  b) dilution factors,
  c) preparation methods,
  d) cleanup methods, and
  e) if required for the project, tentatively identified compounds (TICs).
R4 Surrogate recovery data including:
  a) Calculated recovery (%R), and
  b) The laboratory's surrogate QC limits.
R5 Test reports/summary forms for blank samples;
R6 Test reports/summary forms for laboratory control samples (LCSs) including:
  a) LCS spiking amounts,
  b) Calculated %R for each analyte, and
  c) The laboratory's LCS QC limits.
R7 Test reports for project matrix spike/matrix spike duplicates (MS/MSDs) including:
  a) Samples associated with the MS/MSD clearly identified,
  b) MS/MSD spiking amounts,
  c) Concentration of each MS/MSD analyte measured in the parent and spiked samples,
  d) Calculated %Rs and relative percent differences (RPDs), and
  e) The laboratory's MS/MSD QC limits
R8 Laboratory analytical duplicate (if applicable) recovery and precision:
  a) The amount of analyte measured in the duplicate,
  b) The calculated RPD, and
  c) The laboratory's QC limits for analytical duplicates.
R9 List of method quantitation limits (MQLs) and detectability check sample results (DCS results can be found with the Miscellaneous Documents) for each analyte for each method and matrix;
R10 Other problems or anomalies.

The Exception Report for every "No" or "Not Reviewed (NR)" item in Laboratory Review checklist and for each analyte, matrix, and method for which the laboratory does not hold NELAC accreditation under the Texas Laboratory Accreditation Program.

Release Statement: I am responsible for the release of this laboratory data package. This laboratory is NELAC accredited under the Texas Laboratory Accreditation Program for all the methods, analytes, and matrices reported in this data package except as noted in the Exception Reports. The data have been reviewed and are technically compliant with the requirements of the methods used, except where noted by the laboratory in the Exception Reports. By my signature below, I affirm to the best of my knowledge that all problems/anomalies observed by the laboratory have been identified in the Laboratory Review Checklist, and no information or data affecting the quality of the data has been knowingly withheld.

This laboratory was last inspected by TCEQ on April 6-8, 2009. Any findings affecting the data in this laboratory data package are noted in the Exception Reports herein. The official signing the cover page of the report in which these data are used is responsible for releasing this data package and is by signature affirming the above release statement is true.

John DuPont – General Manager
Scott Schroeder – Technical Director

Signature

11/01/10
Date

DHL Analytical, Inc.

Laboratory Review Checklist: Reportable Data

Project Name: Hillcrest CEI	Date: 11/1/2010
Reviewer Name: Angie O'Donnell	Laboratory Work Order: 1010167
Prep Batch Number(s): See Prep Dates Report	Run Batch: See Analytical Dates Report

#[1]	A[2]	Description	Yes	No	NA[3]	NR[4]	ER#[5]
		Chain-of-Custody (C-O-C)					
R1	OI	1) Did samples meet the laboratory's standard conditions of sample acceptability upon receipt?	X				R1-01
		2) Were all departures from standard conditions described in an exception report?			X		
R2	OI	**Sample and Quality Control (QC) Identification**					
		1) Are all field sample ID numbers cross-referenced to the laboratory ID numbers?	X				
		2) Are all laboratory ID numbers cross-referenced to the corresponding QC data?	X				
R3	OI	**Test Reports**					
		1) Were all samples prepared and analyzed within holding times?	X				
		2) Other than those results < MQL, were all other raw values bracketed by calibration standards?	X				
		3) Were calculations checked by a peer or supervisor?	X				
		4) Were all analyte identifications checked by a peer or supervisor?	X				
		5) Were sample detection limits reported for all analytes not detected?	X				
		6) Were all results for soil and sediment samples reported on a dry weight basis?	X				
		7) Were % moisture (or solids) reported for all soil and sediment samples?	X				
		8) Were bulk soils/solids samples for volatile analysis extracted with methanol per EPA Method 5035?	X				
		9) If required for the project, TICs reported?			X		
R4	O	**Surrogate Recovery Data**					
		1) Were surrogates added prior to extraction?	X				
		2) Were surrogate percent recoveries in all samples within the laboratory QC limits?	X				
R5	OI	**Test Reports/Summary Forms for Blank Samples**					
		1) Were appropriate type(s) of blanks analyzed?	X				
		2) Were blanks analyzed at the appropriate frequency?	X				
		3) Where method blanks taken through the entire analytical process, including preparation and, if applicable, cleanup procedures?	X				
		4) Were blank concentrations < MQL?	X				
R6	OI	**Laboratory Control Samples (LCS):**					
		1) Were all COCs included in the LCS?	X				
		2) Was each LCS taken through the entire analytical procedure, including prep and cleanup steps?	X				
		3) Were LCSs analyzed at the required frequency?	X				
		4) Were LCS (and LCSD, if applicable) %Rs within the laboratory QC limits?	X				
		5) Does the detectability data document the laboratory's capability to detect the COCs at the MDL used to calculate the SDLs?	X				
		6) Was the LCSD RPD within QC limits (if applicable)?	X				
R7	OI	**Matrix Spike (MS) and Matrix Spike Duplicate (MSD) Data**					
		1) Were the project/method specified analytes included in the MS and MSD?	X				R7-01
		2) Were MS/MSD analyzed at the appropriate frequency?	X				
		3) Were MS (and MSD, if applicable) %Rs within the laboratory QC limits?		X			R7-03
		4) Were MS/MSD RPDs within laboratory QC limits?		X			R7-04
R8	OI	**Analytical Duplicate Data**					
		1) Were appropriate analytical duplicates analyzed for each matrix?	X				
		2) Were analytical duplicates analyzed at the appropriate frequency?	X				
		3) Were RPDs or relative standard deviations within the laboratory QC limits?	X				
R9	OI	**Method Quantitation Limits (MQLs):**					
		1) Are the MQLs for each method analyte included in the laboratory data package?	X				
		2) Do the MQLs correspond to the concentration of the lowest non-zero calibration standard?	X				
		3) Are unadjusted MQLs and DCSs included in the laboratory data package?	X				
R10	OI	**Other Problems/Anomalies**					
		1) Are all known problems/anomalies/special conditions noted in this LRC and ER?	X				
		2) Was applicable and available technology used to lower the SDL to minimize the matrix interference affects on the sample results?	X				
		3) Is the laboratory NELAC-accredited under the Texas Laboratory Accreditation Program for the analytes, matrices and methods associated with this laboratory data package?	X				

1 Items identified by the letter "R" should be included in the laboratory data package submitted to the TCEQ in the TRRP-required report(s). Items identified by the letter "S" should be retained and made available upon request for the appropriate retention period.
2 O = organic analyses; I = inorganic analyses (and general chemistry, when applicable).
3 NA = Not applicable.
4 NR = Not Reviewed.
5 ER# = Exception Report identification number (an Exception Report should be completed for an item if "NR" or "No" is checked).

DHL Analytical, Inc.

Laboratory Review Checklist (continued): Supporting Data

Project Name: Hillcrest CEI	Date: 11/1/2010
Reviewer Name: Angie O'Donnell	Laboratory Work Order: 1010167

#[1]	A[2]	Description	Yes	No	NA[3]	NR[4]	ER#[5]
S1	OI	**Initial Calibration (ICAL)**					
		1) Were response factors and/or relative response factors for each analyte within QC limits?	X				
		2) Were percent RSDs or correlation coefficient criteria met?	X				
		3) Was the number of standards recommended in the method used for all analytes?	X				
		4) Were all points generated between the lowest and highest standard used to calculate the curve?	X				
		5) Are ICAL data available for all instruments used?	X				
		6) Has the initial calibration curve been verified using an appropriate second source standard?	X				
S2	OI	**Initial and Continuing calibration Verification (ICCV and CCV) and Continuing Calibration blank (CCB):**					
		1) Was the CCV analyzed at the method-required frequency?	X				
		2) Were percent differences for each analyte within the method-required QC limits?	X				
		3) Was the ICAL curve verified for each analyte?	X				
		4) Was the absolute value of the analyte concentration in the inorganic CCB < MDL?	X				
S3	O	**Mass Spectral Tuning:**					
		1) Was the appropriate compound for the method used for tuning?	X				
		2) Were ion abundance data within the method-required QC limits?	X				
S4	O	**Internal Standards (IS):**					
		1) Were IS area counts and retention times within the method-required QC limits?	X				
S5	OI	**Raw Data (NELAC Section 5.5.10)**					
		1) Were the raw data (for example, chromatograms, spectral data) reviewed by an analyst?	X				
		2) Were data associated with manual integrations flagged on the raw data?	X				
S6	O	**Dual Column Confirmation**					
		1) Did dual column confirmation results meet the method-required QC?			X		
S7	O	**Tentatively Identified Compounds (TICs):**					
		1) If TICs were requested, were the mass spectra and TIC data subject to appropriate checks?			X		
S8	I	**Interference Check Sample (ICS) Results:**					
		1) Were percent recoveries within method QC limits?	X				
S9	I	**Serial Dilutions, Post Digestion Spikes, and Method of Standard Additions**					
		1) Were percent differences, recoveries, and the linearity within the QC limits specified in the method?		X			S9-01
	OI	**Method Detection Limit (MDL) Studies**					
		1) Was a MDL study performed for each reported analyte?	X				
		2) Is the MDL either adjusted or supported by the analysis of DCSs?	X				
S11	OI	**Proficiency Test Reports:**					
		1) Was the lab's performance acceptable on the applicable proficiency tests or evaluation studies?	X				
S12	OI	**Standards Documentation**					
		1) Are all standards used in the analyses NIST-traceable or obtained from other appropriate sources?	X				
S13	OI	**Compound/Analyte Identification Procedures**					
		1) Are the procedures for compound/analyte identification documented?	X				
S14	OI	**Demonstration of Analyst Competency (DOC)**					
		1) Was DOC conducted consistent with NELAC Chapter 5 – Appendix C?	X				
		2) Is documentation of the analyst's competency up-to-date and on file?	X				
S15	OI	**Verification/Validation Documentation for Methods** (NELAC Chapter 5)					
		1) Are all the methods used to generate the data documented, verified, and validated, where applicable?	X				
S16	OI	**Laboratory Standard Operating Procedures (SOPs):**					
		1) Are laboratory SOPs current and on file for each method performed?	X				

1 Items identified by the letter "R" should be included in the laboratory data package submitted to the TCEQ in the TRRP-required report(s). Items identified by the letter "S" should be retained and made available upon request for the appropriate retention period.
2 O = organic analyses; I = inorganic analyses (and general chemistry, when applicable).
3 NA = Not applicable.
4 NR = Not Reviewed.
5 ER# = Exception Report identification number (an Exception Report should be completed for an item if "NR" or "No" is checked).

DCS REPORTING

RunID:	CETAC_HG_10102	Prep Date:	10/25/2010
SampID:	DCS-43563	Anaysis Date:	10/26/2010
TestNo:	SW7471A	Units:	mg/Kg
BatchID:	43563		

Analyte	Result	RL	SPK Val	%REC	Low Limit	High Limit	Flag
Mercury	0.0188	0.04	0.02	94.0	60	140	

DCS REPORTING

RunID:	GC12_101022B	Prep Date:	10/21/2010
SampID:	DCS-43528	Anaysis Date:	10/22/2010
TestNo:	TX1005	Units:	mg/Kg
BatchID:	43528		

Analyte	Result	RL	SPK Val	%REC	Low Limit	High Limit	Flag
T/R Hydrocarbons: C6-C35	7.57	20	10	75.7	50	200	

DCS REPORTING

RunID:	GC12_101014A	Prep Date:	10/14/2010
SampID:	DCS-43428	Anaysis Date:	10/14/2010
TestNo:	TX1005	Units:	mg/L
BatchID:	43428		

Analyte	Result	RL	SPK Val	%REC	Low Limit	High Limit	Flag
T/R Hydrocarbons: C6-C35	0.789	2	1	78.9	20	500	

DCS REPORTING

RunID:	GCMS1_100903A	Prep Date:	9/3/2010
SampID:	DCS-42896	Anaysis Date:	9/4/2010
TestNo:	SW8260B	Units:	µg/Kg
BatchID:	42896		

Analyte	Result	RL	SPK Val	%REC	Low Limit	High Limit	Flag
1,1,1,2-Tetrachloroethane	1.85	5	2.32	79.7	50	150	
1,1,1-Trichloroethane	2.15	5	2.32	92.7	60	140	
1,1,2,2-Tetrachloroethane	2.30	5	2.32	99.1	50	150	
1,1,2-Trichloroethane	1.99	5	2.32	85.8	40	160	
1,1,2-Trichlorotrifluoroethane	2.07	15	2.32	89.2	40	160	
1,1-Dichloroethane	2.18	5	2.32	94.0	50	150	
1,1-Dichloroethene	1.83	5	2.32	78.9	50	150	
1,1-Dichloropropene	2.01	5	2.32	86.6	30	170	
1,2,3-Trichlorobenzene	1.45	5	2.32	62.5	20	180	
1,2,3-Trichloropropane	1.82	5	2.32	78.4	20	180	
1,2,4-Trichlorobenzene	1.65	5	2.32	71.1	20	180	
1,2,4-Trimethylbenzene	1.83	5	2.32	78.9	20	180	
1,2-Dibromo-3-chloropropane	1.70	5	2.32	73.3	20	180	
1,2-Dibromoethane	1.82	5	2.32	78.4	40	160	
1,2-Dichlorobenzene	1.95	5	2.32	84.1	50	150	
1,2-Dichloroethane	2.28	5	2.32	98.3	50	150	
1,2-Dichloropropane	2.04	5	2.32	87.9	40	160	
1,3,5-Trimethylbenzene	1.93	5	2.32	83.2	20	180	
1,3-Dichlorobenzene	1.96	5	2.32	84.5	50	150	
1,3-Dichloropropane	1.94	5	2.32	83.6	50	150	
1,4-Dichloro-2-butene	1.33	5	2.32	57.3	20	180	
1,4-Dichlorobenzene	1.99	5	2.32	85.8	50	150	
1-Chlorohexane	3.15	5	2.32	136	20	180	
2,2-Dichloropropane	1.65	5	2.32	71.1	40	160	
2-Chloroethylvinylether	1.69	15	2.32	72.8	20	180	
2-Chlorotoluene	1.99	5	2.32	85.8	50	150	
4-Chlorotoluene	1.96	5	2.32	84.5	20	180	
Acetone	12.8	50	11.6	110	20	200	
Acrolein	4.54	50	5.8	78.3	20	200	
Acrylonitrile	3.71	10	4.64	80.0	30	170	
Benzene	2.20	5	2.32	94.8	50	150	
Bromobenzene	2.05	5	2.32	88.4	50	150	
Bromochloromethane	2.01	5	2.32	86.6	30	170	
Bromodichloromethane	1.99	5	2.32	85.8	50	150	
Bromoform	1.70	5	2.32	73.3	30	120	
Bromomethane	1.73	5	2.32	74.6	20	200	
Carbon disulfide	2.46	5	2.32	106	20	200	
Carbon tetrachloride	2.18	5	2.32	94.0	50	150	
Chlorobenzene	2.05	5	2.32	88.4	50	150	
Chloroethane	0.720	5	2.32	31.0	20	180	
Chloroform	2.20	5	2.32	94.8	50	150	
Chloromethane	2.24	5	2.32	96.6	40	180	
cis-1,2-Dichloroethene	2.07	5	2.32	89.2	50	150	

DCS REPORTING

RunID:	GCMS1_100903A	Prep Date:	9/3/2010
SampID:	DCS-42896	Anaysis Date:	9/4/2010
TestNo:	SW8260B	Units:	µg/Kg
BatchID:	42896		

Analyte	Result	RL	SPK Val	%REC	Low Limit	High Limit	Flag
cis-1,3-Dichloropropene	1.78	5	2.32	76.7	40	160	
Cyclohexane	2.20	15	2.32	94.8	20	180	
Dibromochloromethane	1.85	5	2.32	79.7	40	160	
Dibromomethane	2.12	5	2.32	91.4	50	150	
Dichlorodifluoromethane	2.12	5	2.32	91.4	50	150	
Ethylbenzene	1.92	5	2.32	82.8	60	140	
Hexachlorobutadiene	1.43	5	2.32	61.6	20	200	
Iodomethane	2.00	5	2.32	86.2	20	200	
Isopropylbenzene	1.85	5	2.32	79.7	30	170	
m,p-Xylene	3.79	5	4.64	81.7	40	160	
Methyl Acetate	2.89	15	2.32	125	30	180	
Methyl tert-butyl ether	2.10	5	2.32	90.5	50	150	
Methylcyclohexane	2.01	15	2.32	86.6	20	200	
Methylene chloride	2.69	5	2.32	116	20	200	
n-Butylbenzene	1.70	5	2.32	73.3	20	180	
n-Propylbenzene	2.08	5	2.32	89.7	40	160	
Naphthalene	1.96	15	2.32	84.5	20	200	
o-Xylene	1.79	5	2.32	77.2	30	170	
p-Isopropyltoluene	1.63	5	2.32	70.3	20	180	
sec-Butylbenzene	1.77	5	2.32	76.3	30	170	
Styrene	2.89	5	2.32	125	20	200	
tert-Butylbenzene	1.80	5	2.32	77.6	20	180	
Tetrachloroethene	1.87	5	2.32	80.6	50	150	
Toluene	2.11	5	2.32	90.9	40	160	
Total Xylenes	5.58	5	6.96	80.2	30	170	
trans-1,2-Dichloroethene	2.05	5	2.32	88.4	50	150	
trans-1,3-Dichloropropene	1.70	5	2.32	73.3	40	160	
Trichloroethene	1.97	5	2.32	84.9	50	150	
Trichlorofluoromethane	2.17	15	2.32	93.5	50	150	
Vinyl acetate	4.96	15	5.8	85.5	20	200	
Vinyl chloride	1.92	5	2.32	82.8	50	150	

DCS REPORTING

RunID:	GCMS1_100903A	Prep Date:	
SampID:	DCS2-42896	Anaysis Date:	9/7/2010
TestNo:	SW8260B	Units:	µg/Kg
BatchID:	R51236		

Analyte	Result	RL	SPK Val	%REC	Low Limit	High Limit	Flag
2-Butanone	3.02	15	2.32	130	40	160	
2-Hexanone	2.10	15	2.32	90.5	20	180	
4-Methyl-2-pentanone	2.16	15	2.32	93.1	50	150	

DCS REPORTING

RunID:	GCMS2_100817A	Prep Date:	8/18/2010
SampID:	DCS-42633	Anaysis Date:	8/18/2010
TestNo:	SW8260B	Units:	µg/Kg
BatchID:	42633		

Analyte	Result	RL	SPK Val	%REC	Low Limit	High Limit	Flag
1,1,1,2-Tetrachloroethane	2.24	5	2.32	96.6	50	150	
1,1,1-Trichloroethane	2.30	5	2.32	99.1	60	140	
1,1,2,2-Tetrachloroethane	2.29	5	2.32	98.7	50	150	
1,1,2-Trichloroethane	2.17	5	2.32	93.5	40	160	
1,1,2-Trichlorotrifluoroethane	2.08	15	2.32	89.7	40	160	
1,1-Dichloroethane	2.18	5	2.32	94.0	50	150	
1,1-Dichloroethene	2.10	5	2.32	90.5	50	150	
1,1-Dichloropropene	2.22	5	2.32	95.7	30	170	
1,2,3-Trichlorobenzene	3.10	5	2.32	134	20	180	
1,2,3-Trichloropropane	2.16	5	2.32	93.1	20	180	
1,2,4-Trichlorobenzene	2.46	5	2.32	106	20	180	
1,2,4-Trimethylbenzene	2.26	5	2.32	97.4	20	180	
1,2-Dibromo-3-chloropropane	2.20	5	2.32	94.8	20	180	
1,2-Dibromoethane	2.26	5	2.32	97.4	40	160	
1,2-Dichlorobenzene	2.26	5	2.32	97.4	50	150	
1,2-Dichloroethane	2.39	5	2.32	103	50	150	
1,2-Dichloropropane	2.16	5	2.32	93.1	40	160	
1,3,5-Trimethylbenzene	2.27	5	2.32	97.8	20	180	
1,3-Dichlorobenzene	2.27	5	2.32	97.8	50	150	
1,3-Dichloropropane	2.39	5	2.32	103	50	150	
1,4-Dichloro-2-butene	2.07	5	2.32	89.2	20	180	
1,4-Dichlorobenzene	2.43	5	2.32	105	50	150	
1-Chlorohexane	3.23	5	2.32	139	20	180	
2,2-Dichloropropane	2.09	5	2.32	90.1	40	160	
2-Chloroethylvinylether	1.68	15	2.32	72.4	20	180	
2-Chlorotoluene	2.45	5	2.32	106	50	150	
4-Chlorotoluene	2.40	5	2.32	103	20	180	
Acrolein	4.98	50	5.8	85.9	20	200	
Acrylonitrile	4.24	10	4.64	91.4	30	170	
Benzene	2.16	5	2.32	93.1	50	150	
Bromobenzene	2.26	5	2.32	97.4	50	150	
Bromochloromethane	2.13	5	2.32	91.8	30	170	
Bromodichloromethane	2.17	5	2.32	93.5	50	150	
Bromoform	1.82	5	2.32	78.4	30	120	
Bromomethane	2.78	5	2.32	120	20	200	
Carbon disulfide	2.02	5	2.32	87.1	20	200	
Carbon tetrachloride	2.29	5	2.32	98.7	50	150	
Chlorobenzene	2.35	5	2.32	101	50	150	
Chloroethane	2.29	5	2.32	98.7	20	180	
Chloroform	2.32	5	2.32	100	50	150	
Chloromethane	2.45	5	2.32	106	40	180	
cis-1,2-Dichloroethene	2.10	5	2.32	90.5	50	150	
cis-1,3-Dichloropropene	2.03	5	2.32	87.5	40	160	

DCS REPORTING

RunID:	GCMS2_100817A	Prep Date:	8/18/2010
SampID:	DCS-42633	Anaysis Date:	8/18/2010
TestNo:	SW8260B	Units:	µg/Kg
BatchID:	42633		

Analyte	Result	RL	SPK Val	%REC	Low Limit	High Limit	Flag
Cyclohexane	2.10	15	2.32	90.5	20	180	
Dibromochloromethane	2.04	5	2.32	87.9	40	160	
Dibromomethane	2.19	5	2.32	94.4	50	150	
Dichlorodifluoromethane	1.86	5	2.32	80.2	50	150	
Ethylbenzene	2.30	5	2.32	99.1	60	140	
Hexachlorobutadiene	2.60	5	2.32	112	20	200	
Iodomethane	2.08	5	2.32	89.7	20	200	
Isopropyl alcohol	7.06	50	5.8	122	20	200	
Isopropylbenzene	2.32	5	2.32	100	30	170	
m,p-Xylene	4.53	5	4.64	97.6	40	160	
Methyl Acetate	2.49	15	2.32	107	30	180	
Methyl tert-butyl ether	2.30	5	2.32	99.1	50	150	
Methylcyclohexane	2.11	15	2.32	90.9	20	200	
Methylene chloride	3.19	5	2.32	138	20	200	
n-Butylbenzene	2.19	5	2.32	94.4	20	180	
n-Propylbenzene	2.26	5	2.32	97.4	40	160	
Naphthalene	3.05	15	2.32	131	20	200	
o-Xylene	2.28	5	2.32	98.3	30	170	
p-Isopropyltoluene	2.22	5	2.32	95.7	20	180	
sec-Butylbenzene	2.29	5	2.32	98.7	30	170	
Styrene	2.09	5	2.32	90.1	20	200	
tert-Butylbenzene	2.33	5	2.32	100	20	180	
Tetrachloroethene	2.25	5	2.32	97.0	50	150	
Toluene	2.28	5	2.32	98.3	40	160	
Total Xylenes	6.81	5	6.96	97.8	30	170	
trans-1,2-Dichloroethene	2.07	5	2.32	89.2	50	150	
trans-1,3-Dichloropropene	1.95	5	2.32	84.1	40	160	
Trichloroethene	2.07	5	2.32	89.2	50	150	
Trichlorofluoromethane	2.33	15	2.32	100	50	150	
Vinyl acetate	5.59	15	5.8	96.4	20	200	
Vinyl chloride	2.04	5	2.32	87.9	50	150	

DCS REPORTING

RunID:	GCMS2_100817A	Prep Date:	8/18/2010
SampID:	DCS2-42633	Anaysis Date:	8/18/2010
TestNo:	SW8260B	Units:	µg/Kg
BatchID:	R50959		

Analyte	Result	RL	SPK Val	%REC	Low Limit	High Limit	Flag
2-Butanone	2.82	15	2.32	122	40	160	
2-Hexanone	2.68	15	2.32	116	20	180	
4-Methyl-2-pentanone	2.35	15	2.32	101	50	150	
Acetone	2.25	50	2.32	97.0	20	200	

DCS REPORTING

RunID:	GCMS7_100805C	Prep Date:	8/5/2010
SampID:	DCS3-42362	Anaysis Date:	8/6/2010
TestNo:	SW8260B	Units:	µg/L
BatchID:	42362		

Analyte	Result	RL	SPK Val	%REC	Low Limit	High Limit	Flag
1,2,4-Trimethylbenzene	0.880	5	0.928	94.8	20	180	
1,3,5-Trimethylbenzene	0.890	5	0.928	95.9	20	180	
1,4-Dichloro-2-butene	0.440	2	0.928	47.4	20	180	
1-Chlorohexane	0.920	5	0.928	99.1	20	180	
Bromomethane	0.440	1	0.928	47.4	20	200	
Chloroethane	0.960	1	0.928	103	20	180	
Dibromomethane	0.710	1	0.928	76.5	50	150	
Hexachlorobutadiene	0.760	3	0.928	81.9	20	200	
Isopropyl ether (DIPE)	1.11	2	0.928	120	20	200	
Methylene chloride	1.65	2.5	0.928	178	20	200	
Tert-amyl methyl ether (TAME)	1.10	2	0.928	119	20	200	
Tert-butanol (TBA)	6.11	20	4.64	132	20	200	
Tetrachloroethene	0.900	2	0.928	97.0	50	150	
Toluene	1.10	2	0.928	119	40	160	
Trichloroethene	1.07	2	0.928	115	50	150	

DCS REPORTING

RunID:	GCMS6_100917A	Prep Date:	9/16/2010
SampID:	DCS2-43025-PAH	Anaysis Date:	9/17/2010
TestNo:	SW8270C	Units:	µg/L
BatchID:	43025		

Analyte	Result	RL	SPK Val	%REC	Low Limit	High Limit	Flag
1-Methylnaphthalene	0.0159	0.05	0.02	79.6	10	250	
2-Methylnaphthalene	0.0137	0.05	0.02	68.6	10	250	
Acenaphthene	0.0127	0.05	0.02	63.6	10	250	
Acenaphthylene	0.0127	0.05	0.02	63.3	10	250	
Anthracene	0.0157	0.05	0.02	78.5	10	250	
Benzo[a]anthracene	0.0170	0.05	0.02	84.8	10	250	
Benzo[a]pyrene	0.0149	0.05	0.02	74.6	10	250	
Benzo[b]fluoranthene	0.0170	0.05	0.02	85.1	10	250	
Benzo[e]pyrene	0.0236	0.05	0.02	118	10	250	
Benzo[g,h,i]perylene	0.00678	0.05	0.02	33.9	10	250	
Benzo[k]fluoranthene	0.0173	0.05	0.02	86.5	10	250	
Biphenyl	0.0165	0.05	0.02	82.3	10	250	
Chrysene	0.0151	0.05	0.02	75.3	10	250	
Dibenz[a,h]anthracene	0.0178	0.01	0.02	88.9	10	250	
Fluoranthene	0.0185	0.05	0.02	92.7	10	250	
Fluorene	0.0155	0.05	0.02	77.5	10	250	
Indeno[1,2,3-cd]pyrene	0.0159	0.05	0.02	79.5	10	250	
Naphthalene	0.0225	0.05	0.02	112	10	250	
Phenanthrene	0.0180	0.05	0.02	89.8	10	250	
Pyrene	0.0181	0.05	0.02	90.7	10	250	
Quinoline	0.0151	0.05	0.02	75.4	10	250	

DCS REPORTING

RunID:	**GCMS6_101008B**	Prep Date:	**10/8/2010**
SampID:	**DCS2-43366-PAH**	Anaysis Date:	**10/8/2010**
TestNo:	**SW8270C**	Units:	**mg/Kg**
BatchID:	**43366**		

Analyte	Result	RL	SPK Val	%REC	Low Limit	High Limit	Flag
1-Methylnaphthalene	0.00395	0.01	0.01	39.5	10	200	
2-Methylnaphthalene	0.00486	0.01	0.01	48.6	10	200	
Acenaphthene	0.00743	0.01	0.01	74.3	10	200	
Acenaphthylene	0.00588	0.01	0.01	58.8	10	200	
Anthracene	0.00595	0.01	0.01	59.5	10	200	
Benzo[a]anthracene	0.00886	0.01	0.01	88.6	10	200	
Benzo[a]pyrene	0.00760	0.01	0.01	76.0	10	200	
Benzo[b]fluoranthene	0.00858	0.01	0.01	85.8	10	200	
Benzo[e]pyrene	0.00696	0.01	0.01	69.6	10	200	
Benzo[g,h,i]perylene	0.00827	0.01	0.01	82.7	10	200	
Benzo[k]fluoranthene	0.00735	0.01	0.01	73.5	10	200	
Biphenyl	0.00871	0.01	0.01	87.1	10	200	
Chrysene	0.00965	0.01	0.01	96.5	10	200	
Dibenz[a,h]anthracene	0.00966	0.01	0.01	96.6	10	200	
Fluoranthene	0.00775	0.01	0.01	77.5	10	200	
Fluorene	0.00526	0.01	0.01	52.6	10	200	
Indeno[1,2,3-cd]pyrene	0.00897	0.01	0.01	89.7	10	200	
Naphthalene	0.00770	0.01	0.01	77.0	10	200	
Phenanthrene	0.00720	0.01	0.01	72.0	10	200	
Pyrene	0.00779	0.01	0.01	77.9	10	200	
Quinoline	0.00580	0.01	0.01	58.0	10	200	

DCS REPORTING

RunID:	GCMS7_100805C	Prep Date:	8/5/2010
SampID:	DCS-42362	Anaysis Date:	8/6/2010
TestNo:	SW8260B	Units:	µg/L
BatchID:	42362		

Analyte	Result	RL	SPK Val	%REC	Low Limit	High Limit	Flag
1,1,1,2-Tetrachloroethane	0.200	1	0.232	86.2	50	150	
1,1,1-Trichloroethane	0.260	1	0.232	112	60	140	
1,1,2,2-Tetrachloroethane	0.210	1	0.232	90.5	50	150	
1,1,2-Trichloroethane	0.240	1	0.232	103	40	160	
1,1-Dichloroethane	0.270	1	0.232	116	50	150	
1,1-Dichloroethene	0.250	1	0.232	108	50	150	
1,1-Dichloropropene	0.200	1	0.232	86.2	30	170	
1,2,3-Trichloropropane	0.110	1	0.232	47.4	20	180	
1,2-Dibromoethane	0.210	1	0.232	90.5	40	160	
1,2-Dichlorobenzene	0.210	1	0.232	90.5	50	150	
1,2-Dichloropropane	0.180	1	0.232	77.6	40	160	
1,3-Dichlorobenzene	0.220	1	0.232	94.8	50	150	
1,3-Dichloropropane	0.240	1	0.232	103	50	150	
1,4-Dichlorobenzene	0.240	1	0.232	103	50	150	
2,2-Dichloropropane	0.160	1	0.232	69.0	40	160	
2-Chlorotoluene	0.240	1	0.232	103	50	150	
4-Chlorotoluene	0.220	1	0.232	94.8	20	180	
Acrylonitrile	0.150	3	0.464	32.3	30	170	
Benzene	0.300	1	0.232	129	50	150	
Bromobenzene	0.230	1	0.232	99.1	50	150	
Bromochloromethane	0.140	1	0.232	60.3	30	170	
Bromodichloromethane	0.300	1	0.232	129	50	150	
Carbon tetrachloride	0.200	1	0.232	86.2	50	150	
Chlorobenzene	0.260	1	0.232	112	50	150	
Chloroform	0.280	1	0.232	121	50	150	
Chloromethane	0.220	1	0.232	94.8	40	180	
cis-1,2-Dichloroethene	0.240	1	0.232	103	50	150	
cis-1,3-Dichloropropene	0.200	1	0.232	86.2	40	160	
Dibromochloromethane	0.330	1	0.232	142	40	160	
Dichlorodifluoromethane	0.210	1	0.232	90.5	50	150	
Ethylbenzene	0.250	1	0.232	108	60	140	
Isopropylbenzene	0.210	1	0.232	90.5	30	170	
Methyl tert-butyl ether	0.290	1	0.232	125	50	150	
n-Butylbenzene	0.200	1	0.232	86.2	20	180	
n-Propylbenzene	0.230	1	0.232	99.1	40	160	
o-Xylene	0.250	1	0.232	108	30	170	
p-Isopropyltoluene	0.190	1	0.232	81.9	20	180	
sec-Butylbenzene	0.210	1	0.232	90.5	30	170	
Styrene	0.210	1	0.232	90.5	20	200	
tert-Butylbenzene	0.220	1	0.232	94.8	20	180	
Total THMs	1.23	1	0.928	133	30	160	
Total Xylenes	0.450	1	0.696	64.7	30	170	
trans-1,2-Dichloroethene	0.260	1	0.232	112	50	150	

DCS REPORTING

RunID:	**GCMS7_100805C**	Prep Date:	**8/5/2010**
SampID:	**DCS-42362**	Anaysis Date:	**8/6/2010**
TestNo:	**SW8260B**	Units:	**µg/L**
BatchID:	**42362**		

Analyte	Result	RL	SPK Val	%REC	Low Limit	High Limit	Flag
trans-1,3-Dichloropropene	0.180	1	0.232	77.6	40	160	
Trichlorofluoromethane	0.250	1	0.232	108	50	150	
Vinyl chloride	0.160	1	0.232	69.0	50	150	

DCS REPORTING

RunID:	GCMS7_100805C	Prep Date:	8/5/2010
SampID:	DCS2-42362	Anaysis Date:	8/6/2010
TestNo:	SW8260B	Units:	µg/L
BatchID:	42362		

Analyte	Result	RL	SPK Val	%REC	Low Limit	High Limit	Flag
1,2-Dichloroethane	0.530	1	0.464	114	50	150	
Bromoform	0.540	1	0.464	116	30	120	
m,p-Xylene	0.930	2	0.928	100	40	160	

DCS REPORTING

RunID:	GCMS7_100805C	Prep Date:	8/5/2010
SamplID:	DCS4-42362	Anaysis Date:	8/6/2010
TestNo:	SW8260B	Units:	µg/L
BatchID:	42362		

Analyte	Result	RL	SPK Val	%REC	Low Limit	High Limit	Flag
1,1,2-Trichlorotrifluoroethane	5.54	15	4.64	119	40	160	
1,2,3-Trichlorobenzene	5.19	5	4.64	112	20	180	
1,2,4-Trichlorobenzene	5.69	5	4.64	123	20	180	
1,2-Dibromo-3-chloropropane	5.83	10	4.64	126	20	180	
2-Butanone	5.82	15	4.64	125	40	160	
2-Chloroethylvinylether	5.30	15	4.64	114	20	180	
2-Hexanone	4.77	15	4.64	103	20	180	
4-Methyl-2-pentanone	4.79	15	4.64	103	50	150	
Acetone	7.97	15	4.64	172	20	200	
Carbon disulfide	5.02	15	4.64	108	20	200	
Cyclohexane	6.03	15	4.64	130	20	180	
Iodomethane	3.59	15	4.64	77.4	20	200	
Methyl Acetate	6.12	15	4.64	132	30	180	
Methylcyclohexane	4.97	15	4.64	107	20	200	
Naphthalene	5.90	15	4.64	127	20	200	

DCS REPORTING

RunID:	ICP-MS2_101025A	Prep Date:	10/25/2010
SampID:	DCS1-43552	Anaysis Date:	10/25/2010
TestNo:	SW6020	Units:	mg/Kg
BatchID:	43552		

Analyte	Result	RL	SPK Val	%REC	Low Limit	High Limit	Flag
Beryllium	0.167	0.3	0.15	112	60	140	
Cadmium	0.152	0.3	0.15	101	60	140	
Lead	0.166	0.3	0.15	110	60	140	
Selenium	0.173	0.5	0.15	115	60	140	
Silver	0.154	0.2	0.15	103	60	140	

DCS REPORTING

RunID:	ICP-MS2_101025A	Prep Date:	10/25/2010
SampID:	DCS2-43552	Anaysis Date:	10/25/2010
TestNo:	SW6020	Units:	mg/Kg
BatchID:	43552		

Analyte	Result	RL	SPK Val	%REC	Low Limit	High Limit	Flag
Aluminum	14.5	13	12.5	116	60	140	
Antimony	1.05	1	1	105	60	140	
Arsenic	0.950	1	1	95.0	60	140	
Barium	1.03	2	1	103	60	140	
Boron	1.38	7.5	1	138	60	140	
Calcium	23.0	13	25	92.2	60	140	
Chromium	1.10	2	1	110	60	140	
Cobalt	0.968	2	1	96.8	60	140	
Copper	0.928	2	1	92.8	60	140	
Iron	15.6	13	12.5	125	60	140	
Lithium	1.18	2	1	118	60	140	
Magnesium	28.5	13	25	114	60	140	
Manganese	1.09	2	1	109	60	140	
Molybdenum	0.990	2	1	99.0	60	140	
Nickel	0.848	2	1	84.8	60	140	
Potassium	32.9	13	25	132	60	140	
Strontium	0.964	2.5	1	96.4	60	140	
Thallium	1.02	1	1	102	60	140	
Titanium	1.24	2.5	1	124	60	140	
Vanadium	1.06	2.5	1	106	60	140	

CLIENT: Geo Strata Environmental Consultants
Project: Hillcrest CEI
Lab Order: 1010167

CASE NARRATIVE

Samples were analyzed using the methods outlined in the following references:

Method TX1005 - Total Petroleum Hydrocarbons (soil & water)
Method SW8260B - Volatile Organics by GCMS (soil & water) (The compound Cyclohexane is not NELAC Certified)
Method SW8270C - PAH Organics by GCMS (soil & water)
Method SW6020 - Metals Analysis
Method SW7471A - Mercury Analysis
Method D2216 - Percent Moisture

Exception Report R1-01

Samples were received and log-in performed on 10/22/2010. A total of 25 samples were received. The samples arrived in good condition and were properly packaged. RCRA Metals was added to one of the samples per client's request, on 10/22/2010.

Exception Report R7-01

For Volatiles, TX1005 and PAH Organics Analysis, for soils, the reference sample designated for the MS/MSDs is SO-SB2-01 (1010167-13). For Metals, for soils, the reference sample designated for the MS/MSD was SO-SB26-02 (1010167-04). The reference sample selected for the, Mercury (soil) and the aqueous samples submitted, the MS/MSD is not from this workorder. An MS/MSD is not applicable for the Equipment Blank, Field Blank or Trip Blank.

Exception Report R7-03 and R7-04

For Volatiles Analysis, for soils batch 43564, the recoveries and RPD's of several compounds for the Matrix Spike and Matrix Spike Duplicate (1010167-13 MS/MSD) were outside of the method control limits. These are flagged in the QC Summary Report. These compounds are within control limits in the associated LCS. The reference sample selected for this MS/MSD was from this workorder. No further corrective action was taken.

For Metals Analysis, the recovery and RPD for Barium in the Matrix Spike and Matrix Spike Duplicate (1010167-04 MS/MSD) were outside of the method control limits. These are flagged in the QC Summary Report. This analyte is within control limits in the associated LCS. The reference sample selected for this MS/MSD was from this workorder. No further corrective action was taken.

Exception Report S9-01

For Metals Analysis, the recovery of Chromium for the Serial Dilution (1010167-04 SD) was slightly above the method control limits. This was flagged accordingly in the enclosed QC Summary Report. The associated LCS was within the control limits for this analyte. No further corrective actions were taken.

DHL Analytical

Date: 11/01/10

CLIENT: Geo Strata Environmental Consultants
Project: Hillcrest CEI
Lab Order: 1010167

Work Order Sample Summary

Lab Smp ID	Client Sample ID	Tag Number	Date Collected	Date Recv'd
1010167-01	Trip Blank		10/21/10	10/22/10
1010167-02	SO-SB1-01		10/21/10 08:12 AM	10/22/10
1010167-03	SO-SB26-01		10/21/10 09:30 AM	10/22/10
1010167-04	SO-SB26-02		10/21/10 09:18 AM	10/22/10
1010167-05	SO-SB11-01		10/21/10 10:58 AM	10/22/10
1010167-06	SO-SB11-02		10/21/10 11:10 AM	10/22/10
1010167-07	SO-SB15-01		10/21/10 01:52 PM	10/22/10
1010167-08	SO-SB17-01		10/21/10 02:56 PM	10/22/10
1010167-09	SO-SB18-01		10/21/10 03:55 PM	10/22/10
1010167-10	SO-FD-04		10/21/10 01:00 PM	10/22/10
1010167-11	SO-FD-05		10/21/10 12:00 PM	10/22/10
1010167-12	Trip Blank		10/21/10	10/22/10
1010167-13	SO-SB2-01		10/21/10 08:24 AM	10/22/10
1010167-14	SO-SB2-02		10/21/10 08:32 AM	10/22/10
1010167-15	SO-SB3-01		10/21/10 10:05 AM	10/22/10
1010167-16	SO-SB12-01		10/21/10 11:24 AM	10/22/10
1010167-17	SO-SB14-01		10/21/10 01:35 PM	10/22/10
1010167-18	SO-SB14-02		10/21/10 01:39 PM	10/22/10
1010167-19	SO-SB16-01		10/21/10 02:50 PM	10/22/10
1010167-20	SO-SB19-01		10/21/10 04:10 PM	10/22/10
1010167-21	GW-FB-4		10/21/10 05:15 PM	10/22/10
1010167-22	GW-EB-5		10/21/10 05:20 PM	10/22/10
1010167-23	Trip Blank		10/21/10	10/22/10
1010167-24	GW-06		10/21/10 03:10 PM	10/22/10
1010167-25	GW-02		10/21/10 04:50 PM	10/22/10

CLIENT: Geo Strata Environmental Consultants
Project: Hillcrest CEI
Lab Order: 1010167

PREP DATES REPORT

Sample ID	Client Sample ID	Collection Date	Matrix	Test Number	Test Name	Prep Date	Batch ID
1010167-01A	Trip Blank	10/21/10	Trip Blank	SW5030B	Purge and Trap Water GC/MS	10/26/10 11:09 AM	43586
1010167-02A	SO-SB1-01	10/21/10 08:12 AM	Soil	SW5035	Purge and Trap 5035	10/25/10 10:51 AM	43564
1010167-02B	SO-SB1-01	10/21/10 08:12 AM	Soil	TX1005	TX1005 Soil Prep	10/22/10 01:40 PM	43550
1010167-02C	SO-SB1-01	10/21/10 08:12 AM	Soil	SW3550B	Soil Prep Sonication: PAH	10/27/10 10:44 AM	43603
1010167-02D	SO-SB1-01	10/21/10 08:12 AM	Soil	D2216	Moisture Preparation	10/28/10 08:40 AM	43611
1010167-03A	SO-SB26-01	10/21/10 09:30 AM	Soil	SW5035	Purge and Trap 5035	10/25/10 10:51 AM	43564
1010167-03B	SO-SB26-01	10/21/10 09:30 AM	Soil	TX1005	TX1005 Soil Prep	10/22/10 01:40 PM	43550
1010167-03C	SO-SB26-01	10/21/10 09:30 AM	Soil	SW3550B	Soil Prep Sonication: PAH	10/27/10 10:44 AM	43603
1010167-03D	SO-SB26-01	10/21/10 09:30 AM	Soil	D2216	Moisture Preparation	10/28/10 08:40 AM	43611
1010167-04A	SO-SB26-02	10/21/10 09:18 AM	Soil	SW3050B	Soil Prep Total Metals: ICP-MS	10/26/10 09:00 AM	43580
	SO-SB26-02	10/21/10 09:18 AM	Soil	SW7471A	Mercury Soil Prep, Total	10/25/10 10:43 AM	43563
	SO-SB26-02	10/21/10 09:18 AM	Soil	D2216	Moisture Preparation	10/28/10 08:40 AM	43611
1010167-05A	SO-SB11-01	10/21/10 10:58 AM	Soil	SW5035	Purge and Trap 5035	10/25/10 10:51 AM	43564
1010167-05B	SO-SB11-01	10/21/10 10:58 AM	Soil	TX1005	TX1005 Soil Prep	10/22/10 01:40 PM	43550
1010167-05C	SO-SB11-01	10/21/10 10:58 AM	Soil	SW3550B	Soil Prep Sonication: PAH	10/27/10 10:44 AM	43603
1010167-05D	SO-SB11-01	10/21/10 10:58 AM	Soil	D2216	Moisture Preparation	10/28/10 08:40 AM	43611
1010167-06A	SO-SB11-02	10/21/10 11:10 AM	Soil	SW5035	Purge and Trap 5035	10/25/10 10:51 AM	43564
1010167-06B	SO-SB11-02	10/21/10 11:10 AM	Soil	TX1005	TX1005 Soil Prep	10/22/10 01:40 PM	43550
1010167-06C	SO-SB11-02	10/21/10 11:10 AM	Soil	SW3550B	Soil Prep Sonication: PAH	10/27/10 10:44 AM	43603
1010167-06D	SO-SB11-02	10/21/10 11:10 AM	Soil	D2216	Moisture Preparation	10/28/10 08:40 AM	43611
1010167-07A	SO-SB15-01	10/21/10 01:52 PM	Soil	SW5035	Purge and Trap 5035	10/25/10 10:51 AM	43564
1010167-07B	SO-SB15-01	10/21/10 01:52 PM	Soil	TX1005	TX1005 Soil Prep	10/22/10 01:40 PM	43550
1010167-07C	SO-SB15-01	10/21/10 01:52 PM	Soil	SW3550B	Soil Prep Sonication: PAH	10/27/10 10:44 AM	43603
1010167-07D	SO-SB15-01	10/21/10 01:52 PM	Soil	D2216	Moisture Preparation	10/28/10 08:40 AM	43611
1010167-08A	SO-SB17-01	10/21/10 02:56 PM	Soil	SW5035	Purge and Trap 5035	10/25/10 10:51 AM	43564
1010167-08B	SO-SB17-01	10/21/10 02:56 PM	Soil	TX1005	TX1005 Soil Prep	10/22/10 01:40 PM	43550
1010167-08C	SO-SB17-01	10/21/10 02:56 PM	Soil	SW3550B	Soil Prep Sonication: PAH	10/27/10 10:44 AM	43603
1010167-08D	SO-SB17-01	10/21/10 02:56 PM	Soil	D2216	Moisture Preparation	10/28/10 08:40 AM	43611
1010167-09A	SO-SB18-01	10/21/10 03:55 PM	Soil	SW5035	Purge and Trap 5035	10/25/10 10:51 AM	43564

CLIENT: Geo Strata Environmental Consultants
Project: Hillcrest CEI
Lab Order: 1010167

PREP DATES REPORT

Sample ID	Client Sample ID	Collection Date	Matrix	Test Number	Test Name	Prep Date	Batch ID
1010167-09B	SO-SB18-01	10/21/10 03:55 PM	Soil	TX1005	TX1005 Soil Prep	10/22/10 01:40 PM	43550
1010167-09C	SO-SB18-01	10/21/10 03:55 PM	Soil	SW3550B	Soil Prep Sonication: PAH	10/27/10 10:44 AM	43603
1010167-09D	SO-SB18-01	10/21/10 03:55 PM	Soil	D2216	Moisture Preparation	10/28/10 08:40 AM	43611
1010167-10A	SO-FD-04	10/21/10 01:00 PM	Soil	SW5035	Purge and Trap 5035	10/25/10 10:51 AM	43564
1010167-10B	SO-FD-04	10/21/10 01:00 PM	Soil	TX1005	TX1005 Soil Prep	10/22/10 01:40 PM	43550
1010167-10C	SO-FD-04	10/21/10 01:00 PM	Soil	SW3550B	Soil Prep Sonication: PAH	10/27/10 10:44 AM	43603
1010167-10D	SO-FD-04	10/21/10 01:00 PM	Soil	D2216	Moisture Preparation	10/28/10 08:40 AM	43611
1010167-11A	SO-FD-05	10/21/10 12:00 PM	Soil	SW5035	Purge and Trap 5035	10/25/10 10:51 AM	43564
1010167-11B	SO-FD-05	10/21/10 12:00 PM	Soil	TX1005	TX1005 Soil Prep	10/22/10 01:40 PM	43550
1010167-11C	SO-FD-05	10/21/10 12:00 PM	Soil	SW3550B	Soil Prep Sonication: PAH	10/27/10 10:44 AM	43603
1010167-11D	SO-FD-05	10/21/10 12:00 PM	Soil	D2216	Moisture Preparation	10/28/10 08:40 AM	43611
1010167-12A	Trip Blank	10/21/10	Trip Blank	SW5030B	Purge and Trap Water GC/MS	10/26/10 11:09 AM	43586
1010167-13A	SO-SB2-01	10/21/10 08:24 AM	Soil	SW5035	Purge and Trap 5035	10/25/10 10:51 AM	43564
1010167-13B	SO-SB2-01	10/21/10 08:24 AM	Soil	TX1005	TX1005 Soil Prep	10/22/10 01:40 PM	43550
1010167-13C	SO-SB2-01	10/21/10 08:24 AM	Soil	SW3550B	Soil Prep Sonication: PAH	10/27/10 10:44 AM	43603
1010167-13D	SO-SB2-01	10/21/10 08:24 AM	Soil	D2216	Moisture Preparation	10/28/10 08:40 AM	43611
1010167-14A	SO-SB2-02	10/21/10 08:32 AM	Soil	SW5035	Purge and Trap 5035	10/25/10 10:51 AM	43564
1010167-14B	SO-SB2-02	10/21/10 08:32 AM	Soil	TX1005	TX1005 Soil Prep	10/22/10 01:40 PM	43550
1010167-14C	SO-SB2-02	10/21/10 08:32 AM	Soil	SW3550B	Soil Prep Sonication: PAH	10/27/10 10:44 AM	43603
1010167-14D	SO-SB2-02	10/21/10 08:32 AM	Soil	D2216	Moisture Preparation	10/28/10 08:40 AM	43611
1010167-15A	SO-SB3-01	10/21/10 10:05 AM	Soil	SW5035	Purge and Trap 5035	10/25/10 10:51 AM	43564
1010167-15B	SO-SB3-01	10/21/10 10:05 AM	Soil	TX1005	TX1005 Soil Prep	10/22/10 01:40 PM	43550
1010167-15C	SO-SB3-01	10/21/10 10:05 AM	Soil	SW3550B	Soil Prep Sonication: PAH	10/27/10 10:44 AM	43603
1010167-15D	SO-SB3-01	10/21/10 10:05 AM	Soil	D2216	Moisture Preparation	10/28/10 08:40 AM	43611
1010167-16A	SO-SB12-01	10/21/10 11:24 AM	Soil	SW5035	Purge and Trap 5035	10/25/10 10:51 AM	43564
1010167-16B	SO-SB12-01	10/21/10 11:24 AM	Soil	TX1005	TX1005 Soil Prep	10/22/10 01:40 PM	43550
1010167-16C	SO-SB12-01	10/21/10 11:24 AM	Soil	SW3550B	Soil Prep Sonication: PAH	10/27/10 10:44 AM	43603
1010167-16D	SO-SB12-01	10/21/10 11:24 AM	Soil	D2216	Moisture Preparation	10/28/10 08:40 AM	43611
1010167-17A	SO-SB14-01	10/21/10 01:35 PM	Soil	SW5035	Purge and Trap 5035	10/25/10 10:51 AM	43564

CLIENT: Geo Strata Environmental Consultants
Project: Hillcrest CEI
Lab Order: 1010167

PREP DATES REPORT

Sample ID	Client Sample ID	Collection Date	Matrix	Test Number	Test Name	Prep Date	Batch ID
1010167-17B	SO-SB14-01	10/21/10 01:35 PM	Soil	TX1005	TX1005 Soil Prep	10/22/10 01:40 PM	43550
1010167-17C	SO-SB14-01	10/21/10 01:35 PM	Soil	SW3550B	Soil Prep Sonication: PAH	10/27/10 10:44 AM	43603
1010167-17D	SO-SB14-01	10/21/10 01:35 PM	Soil	D2216	Moisture Preparation	10/28/10 08:40 AM	43611
1010167-18A	SO-SB14-02	10/21/10 01:39 PM	Soil	SW5035	Purge and Trap 5035	10/25/10 10:51 AM	43564
1010167-18B	SO-SB14-02	10/21/10 01:39 PM	Soil	TX1005	TX1005 Soil Prep	10/22/10 01:40 PM	43550
1010167-18C	SO-SB14-02	10/21/10 01:39 PM	Soil	SW3550B	Soil Prep Sonication: PAH	10/27/10 10:44 AM	43603
1010167-18D	SO-SB14-02	10/21/10 01:39 PM	Soil	D2216	Moisture Preparation	10/28/10 08:40 AM	43611
1010167-19A	SO-SB16-01	10/21/10 02:50 PM	Soil	SW5035	Purge and Trap 5035	10/25/10 10:51 AM	43564
1010167-19B	SO-SB16-01	10/21/10 02:50 PM	Soil	TX1005	TX1005 Soil Prep	10/22/10 01:40 PM	43550
1010167-19C	SO-SB16-01	10/21/10 02:50 PM	Soil	SW3550B	Soil Prep Sonication: PAH	10/27/10 10:44 AM	43603
1010167-19D	SO-SB16-01	10/21/10 02:50 PM	Soil	D2216	Moisture Preparation	10/28/10 08:40 AM	43611
1010167-20A	SO-SB19-01	10/21/10 04:10 PM	Soil	SW5035	Purge and Trap 5035	10/25/10 10:51 AM	43564
1010167-20B	SO-SB19-01	10/21/10 04:10 PM	Soil	TX1005	TX1005 Soil Prep	10/22/10 01:40 PM	43550
1010167-20C	SO-SB19-01	10/21/10 04:10 PM	Soil	SW3550B	Soil Prep Sonication: PAH	10/27/10 10:44 AM	43603
1010167-20D	SO-SB19-01	10/21/10 04:10 PM	Soil	D2216	Moisture Preparation	10/28/10 08:40 AM	43611
1010167-21A	GW-FB-4	10/21/10 05:15 PM	Field Blank	SW5030B	Purge and Trap Water GC/MS	10/26/10 11:09 AM	43586
1010167-22A	GW-EB-5	10/21/10 05:20 PM	Equip Blank	SW5030B	Purge and Trap Water GC/MS	10/26/10 11:09 AM	43586
1010167-22B	GW-EB-5	10/21/10 05:20 PM	Equip Blank	TX1005	TX1005 Water Prep	10/25/10 09:37 AM	43561
1010167-22C	GW-EB-5	10/21/10 05:20 PM	Equip Blank	SW3510C	Aq Prep Sep Funnel: PAH	10/25/10 08:59 AM	43558
1010167-23A	Trip Blank	10/21/10	Trip Blank	SW5030B	Purge and Trap Water GC/MS	10/26/10 11:09 AM	43586
1010167-24A	GW-06	10/21/10 03:10 PM	Aqueous	SW5030B	Purge and Trap Water GC/MS	10/26/10 11:09 AM	43586
1010167-24B	GW-06	10/21/10 03:10 PM	Aqueous	TX1005	TX1005 Water Prep	10/25/10 09:37 AM	43561
1010167-24C	GW-06	10/21/10 03:10 PM	Aqueous	SW3510C	Aq Prep Sep Funnel: PAH	10/25/10 08:59 AM	43558
1010167-25A	GW-02	10/21/10 04:50 PM	Aqueous	SW5030B	Purge and Trap Water GC/MS	10/26/10 11:09 AM	43586
1010167-25B	GW-02	10/21/10 04:50 PM	Aqueous	TX1005	TX1005 Water Prep	10/25/10 09:37 AM	43561
1010167-25C	GW-02	10/21/10 04:50 PM	Aqueous	SW3510C	Aq Prep Sep Funnel: PAH	10/25/10 08:59 AM	43558

CLIENT: Geo Strata Environmental Consultants
Project: Hillcrest CEI
Lab Order: 1010167

ANALYTICAL DATES REPORT

Sample ID	Client Sample ID	Matrix	Test Number	Test Name	Batch ID	Dilution	Analysis Date	Run ID
1010167-01A	Trip Blank	Trip Blank	SW8260B	8260 Water Volatiles by GC/MS	43586	1	10/26/10 01:35 PM	GCMS7_101026A
1010167-02A	SO-SB1-01	Soil	SW8260B	Volatiles by 8260/5035 GC/MS	43564	1	10/25/10 01:50 PM	GCMS2_101025A
1010167-02B	SO-SB1-01	Soil	TX1005	Tx1005 TPH Soil	43550	1	10/25/10 09:53 AM	GC12_101025A
1010167-02C	SO-SB1-01	Soil	SW8270C	PAHs: GC/MS	43603	1	10/27/10 10:40 PM	GCMS6_101027A
1010167-02D	SO-SB1-01	Soil	D2216	Percent Moisture	43611	1	10/28/10 04:30 PM	PMOIST_101028A
1010167-03A	SO-SB26-01	Soil	SW8260B	Volatiles by 8260/5035 GC/MS	43564	1	10/25/10 02:26 PM	GCMS2_101025A
1010167-03B	SO-SB26-01	Soil	TX1005	Tx1005 TPH Soil	43550	1	10/25/10 10:02 AM	GC12_101025A
1010167-03C	SO-SB26-01	Soil	SW8270C	PAHs: GC/MS	43603	1	10/27/10 11:13 PM	GCMS6_101027A
1010167-03D	SO-SB26-01	Soil	D2216	Percent Moisture	43611	1	10/28/10 04:30 PM	PMOIST_101028A
1010167-04A	SO-SB26-02	Soil	D2216	Percent Moisture	43611	1	10/28/10 04:30 PM	PMOIST_101028A
	SO-SB26-02	Soil	SW7471A	Total Mercury: Soil/Solid	43563	1	10/26/10 03:25 PM	CETAC_HG_101026A
	SO-SB26-02	Soil	SW6020	Trace Metals: ICP-MS - Solid	43580	5	10/27/10 12:09 PM	ICP-MS2_101027A
1010167-05A	SO-SB11-01	Soil	SW8260B	Volatiles by 8260/5035 GC/MS	43564	1	10/25/10 02:59 PM	GCMS2_101025A
1010167-05B	SO-SB11-01	Soil	TX1005	Tx1005 TPH Soil	43550	1	10/25/10 10:11 AM	GC12_101025A
1010167-05C	SO-SB11-01	Soil	SW8270C	PAHs: GC/MS	43603	1	10/27/10 11:46 PM	GCMS6_101027A
1010167-05D	SO-SB11-01	Soil	D2216	Percent Moisture	43611	1	10/28/10 04:30 PM	PMOIST_101028A
1010167-06A	SO-SB11-02	Soil	SW8260B	Volatiles by 8260/5035 GC/MS	43564	1	10/25/10 03:35 PM	GCMS2_101025A
1010167-06B	SO-SB11-02	Soil	TX1005	Tx1005 TPH Soil	43550	1	10/25/10 10:20 AM	GC12_101025A
1010167-06C	SO-SB11-02	Soil	SW8270C	PAHs: GC/MS	43603	1	10/28/10 12:20 AM	GCMS6_101027A
1010167-06D	SO-SB11-02	Soil	D2216	Percent Moisture	43611	1	10/28/10 04:30 PM	PMOIST_101028A
1010167-07A	SO-SB15-01	Soil	SW8260B	Volatiles by 8260/5035 GC/MS	43564	1	10/25/10 04:09 PM	GCMS2_101025A
1010167-07B	SO-SB15-01	Soil	TX1005	Tx1005 TPH Soil	43550	1	10/25/10 10:29 AM	GC12_101025A
1010167-07C	SO-SB15-01	Soil	SW8270C	PAHs: GC/MS	43603	1	10/28/10 12:55 AM	GCMS6_101027A
1010167-07D	SO-SB15-01	Soil	D2216	Percent Moisture	43611	1	10/28/10 04:30 PM	PMOIST_101028A
1010167-08A	SO-SB17-01	Soil	SW8260B	Volatiles by 8260/5035 GC/MS	43564	1	10/25/10 04:43 PM	GCMS2_101025A
1010167-08B	SO-SB17-01	Soil	TX1005	Tx1005 TPH Soil	43550	1	10/25/10 10:38 AM	GC12_101025A
1010167-08C	SO-SB17-01	Soil	SW8270C	PAHs: GC/MS	43603	1	10/28/10 01:31 AM	GCMS6_101027A
1010167-08D	SO-SB17-01	Soil	D2216	Percent Moisture	43611	1	10/28/10 04:30 PM	PMOIST_101028A
1010167-09A	SO-SB18-01	Soil	SW8260B	Volatiles by 8260/5035 GC/MS	43564	1	10/26/10 08:47 PM	GCMS1_101026C

CLIENT: Geo Strata Environmental Consultants
Project: Hillcrest CEI
Lab Order: 1010167

ANALYTICAL DATES REPORT

Sample ID	Client Sample ID	Matrix	Test Number	Test Name	Batch ID	Dilution	Analysis Date	Run ID
1010167-09B	SO-SB18-01	Soil	TX1005	Tx1005 TPH Soil	43550	1	10/25/10 10:47 AM	GC12_101025A
1010167-09C	SO-SB18-01	Soil	SW8270C	PAHs: GC/MS	43603	1	10/28/10 12:21 PM	GCMS6_101028A
1010167-09D	SO-SB18-01	Soil	D2216	Percent Moisture	43611	1	10/28/10 04:30 PM	PMOIST_101028A
1010167-10A	SO-FD-04	Soil	SW8260B	Volatiles by 8260/5035 GC/MS	43564	1	10/26/10 09:21 PM	GCMS1_101026C
1010167-10B	SO-FD-04	Soil	TX1005	Tx1005 TPH Soil	43550	1	10/25/10 11:06 AM	GC12_101025A
1010167-10C	SO-FD-04	Soil	SW8270C	PAHs: GC/MS	43603	1	10/28/10 12:51 PM	GCMS6_101028A
1010167-10D	SO-FD-04	Soil	D2216	Percent Moisture	43611	1	10/28/10 04:30 PM	PMOIST_101028A
1010167-11A	SO-FD-05	Soil	SW8260B	Volatiles by 8260/5035 GC/MS	43564	1	10/26/10 09:55 PM	GCMS1_101026C
1010167-11B	SO-FD-05	Soil	TX1005	Tx1005 TPH Soil	43550	1	10/25/10 11:15 AM	GC12_101025A
1010167-11C	SO-FD-05	Soil	SW8270C	PAHs: GC/MS	43603	1	10/28/10 01:22 PM	GCMS6_101028A
1010167-11D	SO-FD-05	Soil	D2216	Percent Moisture	43611	1	10/28/10 04:30 PM	PMOIST_101028A
1010167-12A	Trip Blank	Trip Blank	SW8260B	8260 Water Volatiles by GC/MS	43586	1	10/26/10 02:01 PM	GCMS7_101026A
1010167-13A	SO-SB2-01	Soil	SW8260B	Volatiles by 8260/5035 GC/MS	43564	1	10/25/10 01:18 PM	GCMS2_101025A
1010167-13B	SO-SB2-01	Soil	TX1005	Tx1005 TPH Soil	43550	1	10/25/10 11:24 AM	GC12_101025A
1010167-13C	SO-SB2-01	Soil	SW8270C	PAHs: GC/MS	43603	1	10/28/10 02:06 AM	GCMS6_101027A
1010167-13D	SO-SB2-01	Soil	D2216	Percent Moisture	43611	1	10/28/10 04:30 PM	PMOIST_101028A
1010167-14A	SO-SB2-02	Soil	SW8260B	Volatiles by 8260/5035 GC/MS	43564	1	10/25/10 06:55 PM	GCMS2_101025A
1010167-14B	SO-SB2-02	Soil	TX1005	Tx1005 TPH Soil	43550	1	10/25/10 11:51 AM	GC12_101025A
1010167-14C	SO-SB2-02	Soil	SW8270C	PAHs: GC/MS	43603	1	10/28/10 01:52 PM	GCMS6_101028A
1010167-14D	SO-SB2-02	Soil	D2216	Percent Moisture	43611	1	10/28/10 04:30 PM	PMOIST_101028A
1010167-15A	SO-SB3-01	Soil	SW8260B	Volatiles by 8260/5035 GC/MS	43564	1	10/25/10 07:28 PM	GCMS2_101025A
1010167-15B	SO-SB3-01	Soil	TX1005	Tx1005 TPH Soil	43550	1	10/25/10 12:00 PM	GC12_101025A
1010167-15C	SO-SB3-01	Soil	SW8270C	PAHs: GC/MS	43603	1	10/28/10 02:23 PM	GCMS6_101028A
1010167-15D	SO-SB3-01	Soil	D2216	Percent Moisture	43611	1	10/28/10 04:30 PM	PMOIST_101028A
1010167-16A	SO-SB12-01	Soil	SW8260B	Volatiles by 8260/5035 GC/MS	43564	1	10/25/10 08:01 PM	GCMS2_101025A
1010167-16B	SO-SB12-01	Soil	TX1005	Tx1005 TPH Soil	43550	1	10/25/10 12:09 PM	GC12_101025A
1010167-16C	SO-SB12-01	Soil	SW8270C	PAHs: GC/MS	43603	1	10/28/10 02:53 PM	GCMS6_101028A
1010167-16D	SO-SB12-01	Soil	D2216	Percent Moisture	43611	1	10/28/10 04:30 PM	PMOIST_101028A
1010167-17A	SO-SB14-01	Soil	SW8260B	Volatiles by 8260/5035 GC/MS	43564	1	10/25/10 08:34 PM	GCMS2_101025A

CLIENT: Geo Strata Environmental Consultants
Project: Hillcrest CEI
Lab Order: 1010167

ANALYTICAL DATES REPORT

Sample ID	Client Sample ID	Matrix	Test Number	Test Name	Batch ID	Dilution	Analysis Date	Run ID
1010167-17B	SO-SB14-01	Soil	TX1005	Tx1005 TPH Soil	43550	1	10/25/10 12:18 PM	GC12_101025A
1010167-17C	SO-SB14-01	Soil	SW8270C	PAHs: GC/MS	43603	1	10/28/10 03:24 PM	GCMS6_101028A
1010167-17D	SO-SB14-01	Soil	D2216	Percent Moisture	43611	1	10/28/10 04:30 PM	PMOIST_101028A
1010167-18A	SO-SB14-02	Soil	SW8260B	Volatiles by 8260/5035 GC/MS	43564	1	10/25/10 09:09 PM	GCMS2_101025A
1010167-18B	SO-SB14-02	Soil	TX1005	Tx1005 TPH Soil	43550	1	10/25/10 12:27 PM	GC12_101025A
1010167-18C	SO-SB14-02	Soil	SW8270C	PAHs: GC/MS	43603	1	10/28/10 03:54 PM	GCMS6_101028A
1010167-18D	SO-SB14-02	Soil	D2216	Percent Moisture	43611	1	10/28/10 04:30 PM	PMOIST_101028A
1010167-19A	SO-SB16-01	Soil	SW8260B	Volatiles by 8260/5035 GC/MS	43564	1	10/25/10 09:41 PM	GCMS2_101025A
1010167-19B	SO-SB16-01	Soil	TX1005	Tx1005 TPH Soil	43550	1	10/25/10 12:45 PM	GC12_101025A
1010167-19C	SO-SB16-01	Soil	SW8270C	PAHs: GC/MS	43603	1	10/28/10 04:25 PM	GCMS6_101028A
1010167-19D	SO-SB16-01	Soil	D2216	Percent Moisture	43611	1	10/28/10 04:30 PM	PMOIST_101028A
1010167-20A	SO-SB19-01	Soil	SW8260B	Volatiles by 8260/5035 GC/MS	43564	1	10/25/10 10:13 PM	GCMS2_101025A
1010167-20B	SO-SB19-01	Soil	TX1005	Tx1005 TPH Soil	43550	1	10/25/10 12:54 PM	GC12_101025A
1010167-20C	SO-SB19-01	Soil	SW8270C	PAHs: GC/MS	43603	1	10/28/10 04:56 PM	GCMS6_101028A
1010167-20D	SO-SB19-01	Soil	D2216	Percent Moisture	43611	1	10/28/10 04:30 PM	PMOIST_101028A
1010167-21A	GW-FB-4	Field Blank	SW8260B	8260 Water Volatiles by GC/MS	43586	1	10/26/10 03:17 PM	GCMS7_101026A
1010167-22A	GW-EB-5	Equip Blank	SW8260B	8260 Water Volatiles by GC/MS	43586	1	10/26/10 03:43 PM	GCMS7_101026A
1010167-22B	GW-EB-5	Equip Blank	TX1005	Tx1005 TPH Water	43561	1	10/25/10 02:09 PM	GC12_101025B
1010167-22C	GW-EB-5	Equip Blank	SW8270C	PAHs: GC/MS	43558	1	10/25/10 04:38 PM	GCMS6_101025A
1010167-23A	Trip Blank	Trip Blank	SW8260B	8260 Water Volatiles by GC/MS	43586	1	10/26/10 02:26 PM	GCMS7_101026A
1010167-24A	GW-06	Aqueous	SW8260B	8260 Water Volatiles by GC/MS	43586	1	10/26/10 08:49 PM	GCMS7_101026A
1010167-24B	GW-06	Aqueous	TX1005	Tx1005 TPH Water	43561	1	10/25/10 02:18 PM	GC12_101025B
1010167-24C	GW-06	Aqueous	SW8270C	PAHs: GC/MS	43558	1	10/25/10 05:10 PM	GCMS6_101025A
1010167-25A	GW-02	Aqueous	SW8260B	8260 Water Volatiles by GC/MS	43586	1	10/26/10 09:15 PM	GCMS7_101026A
1010167-25B	GW-02	Aqueous	TX1005	Tx1005 TPH Water	43561	1	10/25/10 02:27 PM	GC12_101025B
1010167-25C	GW-02	Aqueous	SW8270C	PAHs: GC/MS	43558	1	10/25/10 05:40 PM	GCMS6_101025A

DHL Analytical

Date: 11/01/10

CLIENT:	Geo Strata Environmental Consultants	Client Sample ID:	Trip Blank
Project:	Hillcrest CEI	Lab ID:	1010167-01
Project No:	760-SL11	Collection Date:	10/21/10
Lab Order:	1010167	Matrix:	Trip Blank

Analyses	Result	SDL	RL	Qual	Units	DF	Date Analyzed
8260 Water Volatiles by GC/MS		SW8260B					Analyst: AJR
1,1,1-Trichloroethane	<0.000200	0.000200	0.00100		mg/L	1	10/26/10 01:35 PM
1,1,2,2-Tetrachloroethane	<0.000200	0.000200	0.00100		mg/L	1	10/26/10 01:35 PM
1,1,2-Trichloroethane	<0.000200	0.000200	0.00100		mg/L	1	10/26/10 01:35 PM
1,1,2-Trichlorotrifluoroethane	<0.00500	0.00500	0.0150		mg/L	1	10/26/10 01:35 PM
1,1-Dichloroethane	<0.000200	0.000200	0.00100		mg/L	1	10/26/10 01:35 PM
1,1-Dichloroethene	<0.000200	0.000200	0.00100		mg/L	1	10/26/10 01:35 PM
1,2,4-Trichlorobenzene	<0.00150	0.00150	0.00500		mg/L	1	10/26/10 01:35 PM
1,2-Dibromo-3-chloropropane	<0.00300	0.00300	0.0100		mg/L	1	10/26/10 01:35 PM
1,2-Dibromoethane	<0.000200	0.000200	0.00100		mg/L	1	10/26/10 01:35 PM
1,2-Dichlorobenzene	<0.000300	0.000300	0.00100		mg/L	1	10/26/10 01:35 PM
1,2-Dichloroethane	<0.000300	0.000300	0.00100		mg/L	1	10/26/10 01:35 PM
1,2-Dichloropropane	<0.000200	0.000200	0.00100		mg/L	1	10/26/10 01:35 PM
1,3-Dichlorobenzene	<0.000300	0.000300	0.00100		mg/L	1	10/26/10 01:35 PM
1,4-Dichlorobenzene	<0.000300	0.000300	0.00100		mg/L	1	10/26/10 01:35 PM
2-Butanone	<0.00500	0.00500	0.0150		mg/L	1	10/26/10 01:35 PM
2-Hexanone	<0.00500	0.00500	0.0150		mg/L	1	10/26/10 01:35 PM
4-Methyl-2-pentanone	<0.00500	0.00500	0.0150		mg/L	1	10/26/10 01:35 PM
Acetone	<0.00500	0.00500	0.0150		mg/L	1	10/26/10 01:35 PM
Benzene	<0.000200	0.000200	0.00100		mg/L	1	10/26/10 01:35 PM
Bromodichloromethane	<0.000200	0.000200	0.00100		mg/L	1	10/26/10 01:35 PM
Bromoform	<0.000200	0.000200	0.00100		mg/L	1	10/26/10 01:35 PM
Bromomethane	<0.000300	0.000300	0.00100		mg/L	1	10/26/10 01:35 PM
Carbon disulfide	<0.00500	0.00500	0.0150		mg/L	1	10/26/10 01:35 PM
Carbon tetrachloride	<0.000200	0.000200	0.00100		mg/L	1	10/26/10 01:35 PM
Chlorobenzene	<0.000200	0.000200	0.00100		mg/L	1	10/26/10 01:35 PM
Chloroethane	<0.000300	0.000300	0.00100		mg/L	1	10/26/10 01:35 PM
Chloroform	<0.000300	0.000300	0.00100		mg/L	1	10/26/10 01:35 PM
Chloromethane	<0.000300	0.000300	0.00100		mg/L	1	10/26/10 01:35 PM
cis-1,2-Dichloroethene	<0.000200	0.000200	0.00100		mg/L	1	10/26/10 01:35 PM
cis-1,3-Dichloropropene	<0.000200	0.000200	0.00100		mg/L	1	10/26/10 01:35 PM
Cyclohexane	<0.00500	0.00500	0.0150	N	mg/L	1	10/26/10 01:35 PM
Dibromochloromethane	<0.000200	0.000200	0.00100		mg/L	1	10/26/10 01:35 PM
Dichlorodifluoromethane	<0.000200	0.000200	0.00100		mg/L	1	10/26/10 01:35 PM
Ethylbenzene	<0.000300	0.000300	0.00100		mg/L	1	10/26/10 01:35 PM
Isopropylbenzene	<0.000200	0.000200	0.00100		mg/L	1	10/26/10 01:35 PM
m,p-Xylene	<0.000600	0.000600	0.00200		mg/L	1	10/26/10 01:35 PM
Methyl Acetate	<0.00500	0.00500	0.0150		mg/L	1	10/26/10 01:35 PM
Methyl tert-butyl ether	<0.000300	0.000300	0.00100		mg/L	1	10/26/10 01:35 PM
Methylcyclohexane	<0.00500	0.00500	0.0150		mg/L	1	10/26/10 01:35 PM
Methylene chloride	<0.00250	0.00250	0.00250		mg/L	1	10/26/10 01:35 PM
o-Xylene	<0.000300	0.000300	0.00100		mg/L	1	10/26/10 01:35 PM
Styrene	<0.000200	0.000200	0.00100		mg/L	1	10/26/10 01:35 PM
Tetrachloroethene	<0.000600	0.000600	0.00200		mg/L	1	10/26/10 01:35 PM
Toluene	<0.000600	0.000600	0.00200		mg/L	1	10/26/10 01:35 PM

Qualifiers:

	See Final Page of Report for MQLs and MDLs	J	Analyte detected between SDL and RL
B	Analyte detected in the associated Method Blank	N	Parameter not NELAC certified
C	Sample Result or QC discussed in the Case Narrative	ND	Not Detected at the SDL
DF	Dilution Factor	RL	Reporting Limit (MQL adjusted for moisture and sample size)
E	TPH pattern not Gas or Diesel Range Pattern	S	Spike Recovery outside control limits
		SDL	Sample Detection Limit

DHL Analytical

Date: 11/01/10

CLIENT:	Geo Strata Environmental Consultants	Client Sample ID:	Trip Blank
Project:	Hillcrest CEI	Lab ID:	1010167-01
Project No:	760-SL11	Collection Date:	10/21/10
Lab Order:	1010167	Matrix:	Trip Blank

Analyses	Result	SDL	RL	Qual	Units	DF	Date Analyzed
trans-1,2-Dichloroethene	<0.000200	0.000200	0.00100		mg/L	1	10/26/10 01:35 PM
trans-1,3-Dichloropropene	<0.000200	0.000200	0.00100		mg/L	1	10/26/10 01:35 PM
Trichloroethene	<0.000600	0.000600	0.00200		mg/L	1	10/26/10 01:35 PM
Trichlorofluoromethane	<0.000200	0.000200	0.00100		mg/L	1	10/26/10 01:35 PM
Vinyl chloride	<0.000100	0.000100	0.00100		mg/L	1	10/26/10 01:35 PM
Surr: 1,2-Dichloroethane-d4	91.1	0	72 - 119		%REC	1	10/26/10 01:35 PM
Surr: 4-Bromofluorobenzene	95.1	0	76 - 119		%REC	1	10/26/10 01:35 PM
Surr: Dibromofluoromethane	93.1	0	85 - 115		%REC	1	10/26/10 01:35 PM
Surr: Toluene-d8	101	0	81 - 120		%REC	1	10/26/10 01:35 PM

Qualifiers: See Final Page of Report for MQLs and MDLs

B	Analyte detected in the associated Method Blank	J	Analyte detected between SDL and RL
C	Sample Result or QC discussed in the Case Narrative	N	Parameter not NELAC certified
DF	Dilution Factor	ND	Not Detected at the SDL
E	TPH pattern not Gas or Diesel Range Pattern	RL	Reporting Limit (MQL adjusted for moisture and sample size)
		S	Spike Recovery outside control limits
		SDL	Sample Detection Limit

DHL Analytical

Date: 11/01/10

CLIENT:	Geo Strata Environmental Consultants	Client Sample ID:	SO-SB1-01
Project:	Hillcrest CEI	Lab ID:	1010167-02
Project No:	760-SL11	Collection Date:	10/21/10 08:12 AM
Lab Order:	1010167	Matrix:	Soil

Analyses	Result	SDL	RL	Qual	Units	DF	Date Analyzed
Tx1005 TPH Soil		TX1005					Analyst: AV
T/R Hydrocarbons: C6-C12	<6.83	6.83	19.5		mg/Kg-dry	1	10/25/10 09:53 AM
T/R Hydrocarbons: >C12-C28	<6.83	6.83	19.5		mg/Kg-dry	1	10/25/10 09:53 AM
T/R Hydrocarbons: >C28-C35	<6.83	6.83	19.5		mg/Kg-dry	1	10/25/10 09:53 AM
T/R Hydrocarbons: C6-C35	<6.83	6.83	19.5		mg/Kg-dry	1	10/25/10 09:53 AM
Surr: Isopropylbenzene	85.3	0	70 - 130		%REC	1	10/25/10 09:53 AM
Surr: Octacosane	101	0	70 - 130		%REC	1	10/25/10 09:53 AM
PAHs: GC/MS		SW8270C					Analyst: DO
Acenaphthene	<0.0225	0.0225	0.0563		mg/Kg-dry	1	10/27/10 10:40 PM
Acenaphthylene	<0.0113	0.0113	0.0563		mg/Kg-dry	1	10/27/10 10:40 PM
Anthracene	<0.0113	0.0113	0.0563		mg/Kg-dry	1	10/27/10 10:40 PM
Benzo[a]anthracene	<0.0225	0.0225	0.0563		mg/Kg-dry	1	10/27/10 10:40 PM
Benzo[a]pyrene	<0.0338	0.0338	0.0563		mg/Kg-dry	1	10/27/10 10:40 PM
Benzo[b]fluoranthene	<0.0225	0.0225	0.0563		mg/Kg-dry	1	10/27/10 10:40 PM
Benzo[g,h,i]perylene	<0.0225	0.0225	0.0563		mg/Kg-dry	1	10/27/10 10:40 PM
Benzo[k]fluoranthene	<0.0338	0.0338	0.0563		mg/Kg-dry	1	10/27/10 10:40 PM
Chrysene	<0.0225	0.0225	0.0563		mg/Kg-dry	1	10/27/10 10:40 PM
Dibenz[a,h]anthracene	<0.0225	0.0225	0.0563		mg/Kg-dry	1	10/27/10 10:40 PM
Fluoranthene	<0.0113	0.0113	0.0563		mg/Kg-dry	1	10/27/10 10:40 PM
Fluorene	<0.0113	0.0113	0.0563		mg/Kg-dry	1	10/27/10 10:40 PM
Indeno[1,2,3-cd]pyrene	<0.0113	0.0113	0.0563		mg/Kg-dry	1	10/27/10 10:40 PM
Naphthalene	<0.0113	0.0113	0.0563		mg/Kg-dry	1	10/27/10 10:40 PM
Phenanthrene	<0.0113	0.0113	0.0563		mg/Kg-dry	1	10/27/10 10:40 PM
Pyrene	<0.0225	0.0225	0.0563		mg/Kg-dry	1	10/27/10 10:40 PM
Surr: 2-Fluorobiphenyl	53.1	0	40 - 140		%REC	1	10/27/10 10:40 PM
Surr: 4-Terphenyl-d14	80.7	0	40 - 140		%REC	1	10/27/10 10:40 PM
Volatiles by 8260/5035 GC/MS		SW8260B					Analyst: AJR
1,1,1-Trichloroethane	<0.00109	0.00109	0.00546		mg/Kg-dry	1	10/25/10 01:50 PM
1,1,2,2-Tetrachloroethane	<0.00109	0.00109	0.00546		mg/Kg-dry	1	10/25/10 01:50 PM
1,1,2-Trichloroethane	<0.00109	0.00109	0.00546		mg/Kg-dry	1	10/25/10 01:50 PM
1,1,2-Trichlorotrifluoroethane	<0.00546	0.00546	0.0164		mg/Kg-dry	1	10/25/10 01:50 PM
1,1-Dichloroethane	<0.00109	0.00109	0.00546		mg/Kg-dry	1	10/25/10 01:50 PM
1,1-Dichloroethene	<0.00109	0.00109	0.00546		mg/Kg-dry	1	10/25/10 01:50 PM
1,2,4-Trichlorobenzene	<0.00109	0.00109	0.00546		mg/Kg-dry	1	10/25/10 01:50 PM
1,2-Dibromo-3-chloropropane	<0.00109	0.00109	0.00546		mg/Kg-dry	1	10/25/10 01:50 PM
1,2-Dibromoethane	<0.00109	0.00109	0.00546		mg/Kg-dry	1	10/25/10 01:50 PM
1,2-Dichlorobenzene	<0.00109	0.00109	0.00546		mg/Kg-dry	1	10/25/10 01:50 PM
1,2-Dichloroethane	<0.00109	0.00109	0.00546		mg/Kg-dry	1	10/25/10 01:50 PM
1,2-Dichloropropane	<0.00109	0.00109	0.00546		mg/Kg-dry	1	10/25/10 01:50 PM
1,3-Dichlorobenzene	<0.00109	0.00109	0.00546		mg/Kg-dry	1	10/25/10 01:50 PM
1,4-Dichlorobenzene	<0.00109	0.00109	0.00546		mg/Kg-dry	1	10/25/10 01:50 PM
2-Butanone	<0.00546	0.00546	0.0164		mg/Kg-dry	1	10/25/10 01:50 PM
2-Hexanone	<0.00546	0.00546	0.0164		mg/Kg-dry	1	10/25/10 01:50 PM
4-Methyl-2-pentanone	<0.00546	0.00546	0.0164		mg/Kg-dry	1	10/25/10 01:50 PM
Acetone	0.0207	0.0164	0.0546	J	mg/Kg-dry	1	10/25/10 01:50 PM

Qualifiers: See Final Page of Report for MQLs and MDLs

B	Analyte detected in the associated Method Blank	J	Analyte detected between SDL and RL
C	Sample Result or QC discussed in the Case Narrative	N	Parameter not NELAC certified
DF	Dilution Factor	ND	Not Detected at the SDL
E	TPH pattern not Gas or Diesel Range Pattern	RL	Reporting Limit (MQL adjusted for moisture and sample size)
		S	Spike Recovery outside control limits
		SDL	Sample Detection Limit

DHL Analytical

Date: 11/01/10

CLIENT:	Geo Strata Environmental Consultants	Client Sample ID:	SO-SB1-01
Project:	Hillcrest CEI	Lab ID:	1010167-02
Project No:	760-SL11	Collection Date:	10/21/10 08:12 AM
Lab Order:	1010167	Matrix:	Soil

Analyses	Result	SDL	RL	Qual	Units	DF	Date Analyzed
Benzene	<0.00109	0.00109	0.00546		mg/Kg-dry	1	10/25/10 01:50 PM
Bromodichloromethane	<0.00109	0.00109	0.00546		mg/Kg-dry	1	10/25/10 01:50 PM
Bromoform	<0.00109	0.00109	0.00546		mg/Kg-dry	1	10/25/10 01:50 PM
Bromomethane	<0.00109	0.00109	0.00546		mg/Kg-dry	1	10/25/10 01:50 PM
Carbon disulfide	<0.00109	0.00109	0.00546		mg/Kg-dry	1	10/25/10 01:50 PM
Carbon tetrachloride	<0.00109	0.00109	0.00546		mg/Kg-dry	1	10/25/10 01:50 PM
Chlorobenzene	<0.00109	0.00109	0.00546		mg/Kg-dry	1	10/25/10 01:50 PM
Chloroethane	<0.00109	0.00109	0.00546		mg/Kg-dry	1	10/25/10 01:50 PM
Chloroform	<0.00109	0.00109	0.00546		mg/Kg-dry	1	10/25/10 01:50 PM
Chloromethane	<0.00109	0.00109	0.00546		mg/Kg-dry	1	10/25/10 01:50 PM
cis-1,2-Dichloroethene	<0.00109	0.00109	0.00546		mg/Kg-dry	1	10/25/10 01:50 PM
cis-1,3-Dichloropropene	<0.00109	0.00109	0.00546		mg/Kg-dry	1	10/25/10 01:50 PM
Cyclohexane	<0.00546	0.00546	0.0164	N	mg/Kg-dry	1	10/25/10 01:50 PM
Dibromochloromethane	<0.00109	0.00109	0.00546		mg/Kg-dry	1	10/25/10 01:50 PM
Dichlorodifluoromethane	<0.00109	0.00109	0.00546		mg/Kg-dry	1	10/25/10 01:50 PM
Ethylbenzene	<0.00109	0.00109	0.00546		mg/Kg-dry	1	10/25/10 01:50 PM
Isopropylbenzene	<0.00109	0.00109	0.00546		mg/Kg-dry	1	10/25/10 01:50 PM
m,p-Xylene	<0.00109	0.00109	0.00546		mg/Kg-dry	1	10/25/10 01:50 PM
Methyl Acetate	<0.00546	0.00546	0.0164		mg/Kg-dry	1	10/25/10 01:50 PM
Methyl tert-butyl ether	0.0129	0.00109	0.00546		mg/Kg-dry	1	10/25/10 01:50 PM
Methylcyclohexane	<0.00546	0.00546	0.0164		mg/Kg-dry	1	10/25/10 01:50 PM
Methylene chloride	<0.00546	0.00546	0.00546		mg/Kg-dry	1	10/25/10 01:50 PM
o-Xylene	<0.00109	0.00109	0.00546		mg/Kg-dry	1	10/25/10 01:50 PM
Styrene	<0.00109	0.00109	0.00546		mg/Kg-dry	1	10/25/10 01:50 PM
Tetrachloroethene	<0.00109	0.00109	0.00546		mg/Kg-dry	1	10/25/10 01:50 PM
Toluene	<0.00109	0.00109	0.00546		mg/Kg-dry	1	10/25/10 01:50 PM
trans-1,2-Dichloroethene	<0.00109	0.00109	0.00546		mg/Kg-dry	1	10/25/10 01:50 PM
trans-1,3-Dichloropropene	<0.00109	0.00109	0.00546		mg/Kg-dry	1	10/25/10 01:50 PM
Trichloroethene	<0.00109	0.00109	0.00546		mg/Kg-dry	1	10/25/10 01:50 PM
Trichlorofluoromethane	<0.00546	0.00546	0.0164		mg/Kg-dry	1	10/25/10 01:50 PM
Vinyl chloride	<0.00109	0.00109	0.00546		mg/Kg-dry	1	10/25/10 01:50 PM
Surr: 1,2-Dichloroethane-d4	113	0	52 - 149		%REC	1	10/25/10 01:50 PM
Surr: 4-Bromofluorobenzene	103	0	84 - 118		%REC	1	10/25/10 01:50 PM
Surr: Dibromofluoromethane	98.3	0	65 - 135		%REC	1	10/25/10 01:50 PM
Surr: Toluene-d8	104	0	84 - 116		%REC	1	10/25/10 01:50 PM
Percent Moisture		**D2216**					**Analyst: JCG**
Percent Moisture	17.8	0	0		WT%	1	10/28/10 04:30 PM

Qualifiers:		See Final Page of Report for MQLs and MDLs	J	Analyte detected between SDL and RL
	B	Analyte detected in the associated Method Blank	N	Parameter not NELAC certified
	C	Sample Result or QC discussed in the Case Narrative	ND	Not Detected at the SDL
	DF	Dilution Factor	RL	Reporting Limit (MQL adjusted for moisture and sample size)
	E	TPH pattern not Gas or Diesel Range Pattern	S	Spike Recovery outside control limits
			SDL	Sample Detection Limit

DHL Analytical

Date: 11/01/10

CLIENT:	Geo Strata Environmental Consultants	Client Sample ID:	SO-SB26-01
Project:	Hillcrest CEI	Lab ID:	1010167-03
Project No:	760-SL11	Collection Date:	10/21/10 09:30 AM
Lab Order:	1010167	Matrix:	Soil

Analyses	Result	SDL	RL	Qual	Units	DF	Date Analyzed
Tx1005 TPH Soil		TX1005					Analyst: AV
T/R Hydrocarbons: C6-C12	<6.22	6.22	17.8		mg/Kg-dry	1	10/25/10 10:02 AM
T/R Hydrocarbons: >C12-C28	<6.22	6.22	17.8		mg/Kg-dry	1	10/25/10 10:02 AM
T/R Hydrocarbons: >C28-C35	<6.22	6.22	17.8		mg/Kg-dry	1	10/25/10 10:02 AM
T/R Hydrocarbons: C6-C35	<6.22	6.22	17.8		mg/Kg-dry	1	10/25/10 10:02 AM
Surr: Isopropylbenzene	91.0	0	70 - 130		%REC	1	10/25/10 10:02 AM
Surr: Octacosane	99.9	0	70 - 130		%REC	1	10/25/10 10:02 AM
PAHs: GC/MS		SW8270C					Analyst: DO
Acenaphthene	<0.0233	0.0233	0.0582		mg/Kg-dry	1	10/27/10 11:13 PM
Acenaphthylene	<0.0116	0.0116	0.0582		mg/Kg-dry	1	10/27/10 11:13 PM
Anthracene	<0.0116	0.0116	0.0582		mg/Kg-dry	1	10/27/10 11:13 PM
Benzo[a]anthracene	<0.0233	0.0233	0.0582		mg/Kg-dry	1	10/27/10 11:13 PM
Benzo[a]pyrene	<0.0349	0.0349	0.0582		mg/Kg-dry	1	10/27/10 11:13 PM
Benzo[b]fluoranthene	<0.0233	0.0233	0.0582		mg/Kg-dry	1	10/27/10 11:13 PM
Benzo[g,h,i]perylene	<0.0233	0.0233	0.0582		mg/Kg-dry	1	10/27/10 11:13 PM
Benzo[k]fluoranthene	<0.0349	0.0349	0.0582		mg/Kg-dry	1	10/27/10 11:13 PM
Chrysene	<0.0233	0.0233	0.0582		mg/Kg-dry	1	10/27/10 11:13 PM
Dibenz[a,h]anthracene	<0.0233	0.0233	0.0582		mg/Kg-dry	1	10/27/10 11:13 PM
Fluoranthene	<0.0116	0.0116	0.0582		mg/Kg-dry	1	10/27/10 11:13 PM
Fluorene	<0.0116	0.0116	0.0582		mg/Kg-dry	1	10/27/10 11:13 PM
Indeno[1,2,3-cd]pyrene	<0.0116	0.0116	0.0582		mg/Kg-dry	1	10/27/10 11:13 PM
Naphthalene	<0.0116	0.0116	0.0582		mg/Kg-dry	1	10/27/10 11:13 PM
Phenanthrene	<0.0116	0.0116	0.0582		mg/Kg-dry	1	10/27/10 11:13 PM
Pyrene	<0.0233	0.0233	0.0582		mg/Kg-dry	1	10/27/10 11:13 PM
Surr: 2-Fluorobiphenyl	49.1	0	40 - 140		%REC	1	10/27/10 11:13 PM
Surr: 4-Terphenyl-d14	71.9	0	40 - 140		%REC	1	10/27/10 11:13 PM
Volatiles by 8260/5035 GC/MS		SW8260B					Analyst: AJR
1,1,1-Trichloroethane	<0.000976	0.000976	0.00488		mg/Kg-dry	1	10/25/10 02:26 PM
1,1,2,2-Tetrachloroethane	<0.000976	0.000976	0.00488		mg/Kg-dry	1	10/25/10 02:26 PM
1,1,2-Trichloroethane	<0.000976	0.000976	0.00488		mg/Kg-dry	1	10/25/10 02:26 PM
1,1,2-Trichlorotrifluoroethane	<0.00488	0.00488	0.0146		mg/Kg-dry	1	10/25/10 02:26 PM
1,1-Dichloroethane	<0.000976	0.000976	0.00488		mg/Kg-dry	1	10/25/10 02:26 PM
1,1-Dichloroethene	<0.000976	0.000976	0.00488		mg/Kg-dry	1	10/25/10 02:26 PM
1,2,4-Trichlorobenzene	<0.000976	0.000976	0.00488		mg/Kg-dry	1	10/25/10 02:26 PM
1,2-Dibromo-3-chloropropane	<0.000976	0.000976	0.00488		mg/Kg-dry	1	10/25/10 02:26 PM
1,2-Dibromoethane	<0.000976	0.000976	0.00488		mg/Kg-dry	1	10/25/10 02:26 PM
1,2-Dichlorobenzene	<0.000976	0.000976	0.00488		mg/Kg-dry	1	10/25/10 02:26 PM
1,2-Dichloroethane	<0.000976	0.000976	0.00488		mg/Kg-dry	1	10/25/10 02:26 PM
1,2-Dichloropropane	<0.000976	0.000976	0.00488		mg/Kg-dry	1	10/25/10 02:26 PM
1,3-Dichlorobenzene	<0.000976	0.000976	0.00488		mg/Kg-dry	1	10/25/10 02:26 PM
1,4-Dichlorobenzene	<0.000976	0.000976	0.00488		mg/Kg-dry	1	10/25/10 02:26 PM
2-Butanone	<0.00488	0.00488	0.0146		mg/Kg-dry	1	10/25/10 02:26 PM
2-Hexanone	<0.00488	0.00488	0.0146		mg/Kg-dry	1	10/25/10 02:26 PM
4-Methyl-2-pentanone	<0.00488	0.00488	0.0146		mg/Kg-dry	1	10/25/10 02:26 PM
Acetone	<0.0146	0.0146	0.0488		mg/Kg-dry	1	10/25/10 02:26 PM

Qualifiers:

	See Final Page of Report for MQLs and MDLs	J	Analyte detected between SDL and RL
B	Analyte detected in the associated Method Blank	N	Parameter not NELAC certified
C	Sample Result or QC discussed in the Case Narrative	ND	Not Detected at the SDL
DF	Dilution Factor	RL	Reporting Limit (MQL adjusted for moisture and sample size)
E	TPH pattern not Gas or Diesel Range Pattern	S	Spike Recovery outside control limits
		SDL	Sample Detection Limit

DHL Analytical

Date: 11/01/10

CLIENT:	Geo Strata Environmental Consultants	Client Sample ID:	SO-SB26-01
Project:	Hillcrest CEI	Lab ID:	1010167-03
Project No:	760-SL11	Collection Date:	10/21/10 09:30 AM
Lab Order:	1010167	Matrix:	Soil

Analyses	Result	SDL	RL	Qual	Units	DF	Date Analyzed
Benzene	<0.000976	0.000976	0.00488		mg/Kg-dry	1	10/25/10 02:26 PM
Bromodichloromethane	<0.000976	0.000976	0.00488		mg/Kg-dry	1	10/25/10 02:26 PM
Bromoform	<0.000976	0.000976	0.00488		mg/Kg-dry	1	10/25/10 02:26 PM
Bromomethane	<0.000976	0.000976	0.00488		mg/Kg-dry	1	10/25/10 02:26 PM
Carbon disulfide	<0.000976	0.000976	0.00488		mg/Kg-dry	1	10/25/10 02:26 PM
Carbon tetrachloride	<0.000976	0.000976	0.00488		mg/Kg-dry	1	10/25/10 02:26 PM
Chlorobenzene	<0.000976	0.000976	0.00488		mg/Kg-dry	1	10/25/10 02:26 PM
Chloroethane	<0.000976	0.000976	0.00488		mg/Kg-dry	1	10/25/10 02:26 PM
Chloroform	<0.000976	0.000976	0.00488		mg/Kg-dry	1	10/25/10 02:26 PM
Chloromethane	<0.000976	0.000976	0.00488		mg/Kg-dry	1	10/25/10 02:26 PM
cis-1,2-Dichloroethene	<0.000976	0.000976	0.00488		mg/Kg-dry	1	10/25/10 02:26 PM
cis-1,3-Dichloropropene	<0.000976	0.000976	0.00488		mg/Kg-dry	1	10/25/10 02:26 PM
Cyclohexane	<0.00488	0.00488	0.0146	N	mg/Kg-dry	1	10/25/10 02:26 PM
Dibromochloromethane	<0.000976	0.000976	0.00488		mg/Kg-dry	1	10/25/10 02:26 PM
Dichlorodifluoromethane	<0.000976	0.000976	0.00488		mg/Kg-dry	1	10/25/10 02:26 PM
Ethylbenzene	<0.000976	0.000976	0.00488		mg/Kg-dry	1	10/25/10 02:26 PM
Isopropylbenzene	<0.000976	0.000976	0.00488		mg/Kg-dry	1	10/25/10 02:26 PM
m,p-Xylene	<0.000976	0.000976	0.00488		mg/Kg-dry	1	10/25/10 02:26 PM
Methyl Acetate	<0.00488	0.00488	0.0146		mg/Kg-dry	1	10/25/10 02:26 PM
Methyl tert-butyl ether	<0.000976	0.000976	0.00488		mg/Kg-dry	1	10/25/10 02:26 PM
Methylcyclohexane	<0.00488	0.00488	0.0146		mg/Kg-dry	1	10/25/10 02:26 PM
Methylene chloride	<0.00488	0.00488	0.00488		mg/Kg-dry	1	10/25/10 02:26 PM
o-Xylene	<0.000976	0.000976	0.00488		mg/Kg-dry	1	10/25/10 02:26 PM
Styrene	<0.000976	0.000976	0.00488		mg/Kg-dry	1	10/25/10 02:26 PM
Tetrachloroethene	<0.000976	0.000976	0.00488		mg/Kg-dry	1	10/25/10 02:26 PM
Toluene	<0.000976	0.000976	0.00488		mg/Kg-dry	1	10/25/10 02:26 PM
trans-1,2-Dichloroethene	<0.000976	0.000976	0.00488		mg/Kg-dry	1	10/25/10 02:26 PM
trans-1,3-Dichloropropene	<0.000976	0.000976	0.00488		mg/Kg-dry	1	10/25/10 02:26 PM
Trichloroethene	<0.000976	0.000976	0.00488		mg/Kg-dry	1	10/25/10 02:26 PM
Trichlorofluoromethane	<0.00488	0.00488	0.0146		mg/Kg-dry	1	10/25/10 02:26 PM
Vinyl chloride	<0.000976	0.000976	0.00488		mg/Kg-dry	1	10/25/10 02:26 PM
Surr: 1,2-Dichloroethane-d4	132	0	52 - 149		%REC	1	10/25/10 02:26 PM
Surr: 4-Bromofluorobenzene	105	0	84 - 118		%REC	1	10/25/10 02:26 PM
Surr: Dibromofluoromethane	102	0	65 - 135		%REC	1	10/25/10 02:26 PM
Surr: Toluene-d8	102	0	84 - 116		%REC	1	10/25/10 02:26 PM
Percent Moisture		**D2216**					**Analyst: JCG**
Percent Moisture	16.7	0	0		WT%	1	10/28/10 04:30 PM

Qualifiers:		See Final Page of Report for MQLs and MDLs	J	Analyte detected between SDL and RL
	B	Analyte detected in the associated Method Blank	N	Parameter not NELAC certified
	C	Sample Result or QC discussed in the Case Narrative	ND	Not Detected at the SDL
	DF	Dilution Factor	RL	Reporting Limit (MQL adjusted for moisture and sample size)
	E	TPH pattern not Gas or Diesel Range Pattern	S	Spike Recovery outside control limits
			SDL	Sample Detection Limit

DHL Analytical

Date: 11/01/10

CLIENT:	Geo Strata Environmental Consultants	Client Sample ID:	SO-SB26-02
Project:	Hillcrest CEI	Lab ID:	1010167-04
Project No:	760-SL11	Collection Date:	10/21/10 09:18 AM
Lab Order:	1010167	Matrix:	Soil

Analyses	Result	SDL	RL	Qual	Units	DF	Date Analyzed
Trace Metals: ICP-MS - Solid		SW6020					Analyst: KL
Arsenic	3.71	0.566	1.13		mg/Kg-dry	5	10/27/10 12:09 PM
Barium	139	0.566	2.26		mg/Kg-dry	5	10/27/10 12:09 PM
Cadmium	0.370	0.113	0.340		mg/Kg-dry	5	10/27/10 12:09 PM
Chromium	15.8	0.566	2.26		mg/Kg-dry	5	10/27/10 12:09 PM
Lead	12.2	0.113	0.340		mg/Kg-dry	5	10/27/10 12:09 PM
Selenium	1.55	0.170	0.566		mg/Kg-dry	5	10/27/10 12:09 PM
Silver	0.210	0.113	0.226	J	mg/Kg-dry	5	10/27/10 12:09 PM
Total Mercury: Soil/Solid		SW7471A					Analyst: LM
Mercury	<0.0189	0.0189	0.0472		mg/Kg-dry	1	10/26/10 03:25 PM
Percent Moisture		D2216					Analyst: JCG
Percent Moisture	19.0	0	0		WT%	1	10/28/10 04:30 PM

Qualifiers:

	See Final Page of Report for MQLs and MDLs	J	Analyte detected between SDL and RL
B	Analyte detected in the associated Method Blank	N	Parameter not NELAC certified
C	Sample Result or QC discussed in the Case Narrative	ND	Not Detected at the SDL
DF	Dilution Factor	RL	Reporting Limit (MQL adjusted for moisture and sample size)
E	TPH pattern not Gas or Diesel Range Pattern	S	Spike Recovery outside control limits
		SDL	Sample Detection Limit

DHL Analytical

Date: 11/01/10

CLIENT:	Geo Strata Environmental Consultants	Client Sample ID:	SO-SB11-01
Project:	Hillcrest CEI	Lab ID:	1010167-05
Project No:	760-SL11	Collection Date:	10/21/10 10:58 AM
Lab Order:	1010167	Matrix:	Soil

Analyses	Result	SDL	RL	Qual	Units	DF	Date Analyzed
Tx1005 TPH Soil		TX1005					Analyst: AV
T/R Hydrocarbons: C6-C12	<6.86	6.86	19.6		mg/Kg-dry	1	10/25/10 10:11 AM
T/R Hydrocarbons: >C12-C28	<6.86	6.86	19.6		mg/Kg-dry	1	10/25/10 10:11 AM
T/R Hydrocarbons: >C28-C35	<6.86	6.86	19.6		mg/Kg-dry	1	10/25/10 10:11 AM
T/R Hydrocarbons: C6-C35	<6.86	6.86	19.6		mg/Kg-dry	1	10/25/10 10:11 AM
Surr: Isopropylbenzene	89.3	0	70 - 130		%REC	1	10/25/10 10:11 AM
Surr: Octacosane	101	0	70 - 130		%REC	1	10/25/10 10:11 AM
PAHs: GC/MS		SW8270C					Analyst: DO
Acenaphthene	<0.0252	0.0252	0.0631		mg/Kg-dry	1	10/27/10 11:46 PM
Acenaphthylene	<0.0126	0.0126	0.0631		mg/Kg-dry	1	10/27/10 11:46 PM
Anthracene	<0.0126	0.0126	0.0631		mg/Kg-dry	1	10/27/10 11:46 PM
Benzo[a]anthracene	<0.0252	0.0252	0.0631		mg/Kg-dry	1	10/27/10 11:46 PM
Benzo[a]pyrene	<0.0379	0.0379	0.0631		mg/Kg-dry	1	10/27/10 11:46 PM
Benzo[b]fluoranthene	<0.0252	0.0252	0.0631		mg/Kg-dry	1	10/27/10 11:46 PM
Benzo[g,h,i]perylene	<0.0252	0.0252	0.0631		mg/Kg-dry	1	10/27/10 11:46 PM
Benzo[k]fluoranthene	<0.0379	0.0379	0.0631		mg/Kg-dry	1	10/27/10 11:46 PM
Chrysene	<0.0252	0.0252	0.0631		mg/Kg-dry	1	10/27/10 11:46 PM
Dibenz[a,h]anthracene	<0.0252	0.0252	0.0631		mg/Kg-dry	1	10/27/10 11:46 PM
Fluoranthene	<0.0126	0.0126	0.0631		mg/Kg-dry	1	10/27/10 11:46 PM
Fluorene	<0.0126	0.0126	0.0631		mg/Kg-dry	1	10/27/10 11:46 PM
Indeno[1,2,3-cd]pyrene	<0.0126	0.0126	0.0631		mg/Kg-dry	1	10/27/10 11:46 PM
Naphthalene	<0.0126	0.0126	0.0631		mg/Kg-dry	1	10/27/10 11:46 PM
Phenanthrene	<0.0126	0.0126	0.0631		mg/Kg-dry	1	10/27/10 11:46 PM
Pyrene	<0.0252	0.0252	0.0631		mg/Kg-dry	1	10/27/10 11:46 PM
Surr: 2-Fluorobiphenyl	53.6	0	40 - 140		%REC	1	10/27/10 11:46 PM
Surr: 4-Terphenyl-d14	77.7	0	40 - 140		%REC	1	10/27/10 11:46 PM
Volatiles by 8260/5035 GC/MS		SW8260B					Analyst: AJR
1,1,1-Trichloroethane	<0.00108	0.00108	0.00540		mg/Kg-dry	1	10/25/10 02:59 PM
1,1,2,2-Tetrachloroethane	<0.00108	0.00108	0.00540		mg/Kg-dry	1	10/25/10 02:59 PM
1,1,2-Trichloroethane	<0.00108	0.00108	0.00540		mg/Kg-dry	1	10/25/10 02:59 PM
1,1,2-Trichlorotrifluoroethane	<0.00540	0.00540	0.0162		mg/Kg-dry	1	10/25/10 02:59 PM
1,1-Dichloroethane	<0.00108	0.00108	0.00540		mg/Kg-dry	1	10/25/10 02:59 PM
1,1-Dichloroethene	<0.00108	0.00108	0.00540		mg/Kg-dry	1	10/25/10 02:59 PM
1,2,4-Trichlorobenzene	<0.00108	0.00108	0.00540		mg/Kg-dry	1	10/25/10 02:59 PM
1,2-Dibromo-3-chloropropane	<0.00108	0.00108	0.00540		mg/Kg-dry	1	10/25/10 02:59 PM
1,2-Dibromoethane	<0.00108	0.00108	0.00540		mg/Kg-dry	1	10/25/10 02:59 PM
1,2-Dichlorobenzene	<0.00108	0.00108	0.00540		mg/Kg-dry	1	10/25/10 02:59 PM
1,2-Dichloroethane	<0.00108	0.00108	0.00540		mg/Kg-dry	1	10/25/10 02:59 PM
1,2-Dichloropropane	<0.00108	0.00108	0.00540		mg/Kg-dry	1	10/25/10 02:59 PM
1,3-Dichlorobenzene	<0.00108	0.00108	0.00540		mg/Kg-dry	1	10/25/10 02:59 PM
1,4-Dichlorobenzene	<0.00108	0.00108	0.00540		mg/Kg-dry	1	10/25/10 02:59 PM
2-Butanone	<0.00540	0.00540	0.0162		mg/Kg-dry	1	10/25/10 02:59 PM
2-Hexanone	<0.00540	0.00540	0.0162		mg/Kg-dry	1	10/25/10 02:59 PM
4-Methyl-2-pentanone	<0.00540	0.00540	0.0162		mg/Kg-dry	1	10/25/10 02:59 PM
Acetone	<0.0162	0.0162	0.0540		mg/Kg-dry	1	10/25/10 02:59 PM

Qualifiers:

	See Final Page of Report for MQLs and MDLs	J	Analyte detected between SDL and RL
B	Analyte detected in the associated Method Blank	N	Parameter not NELAC certified
C	Sample Result or QC discussed in the Case Narrative	ND	Not Detected at the SDL
DF	Dilution Factor	RL	Reporting Limit (MQL adjusted for moisture and sample size)
E	TPH pattern not Gas or Diesel Range Pattern	S	Spike Recovery outside control limits
		SDL	Sample Detection Limit

DHL Analytical

Date: 11/01/10

CLIENT:	Geo Strata Environmental Consultants	Client Sample ID:	SO-SB11-01
Project:	Hillcrest CEI	Lab ID:	1010167-05
Project No:	760-SL11	Collection Date:	10/21/10 10:58 AM
Lab Order:	1010167	Matrix:	Soil

Analyses	Result	SDL	RL	Qual	Units	DF	Date Analyzed
Benzene	<0.00108	0.00108	0.00540		mg/Kg-dry	1	10/25/10 02:59 PM
Bromodichloromethane	<0.00108	0.00108	0.00540		mg/Kg-dry	1	10/25/10 02:59 PM
Bromoform	<0.00108	0.00108	0.00540		mg/Kg-dry	1	10/25/10 02:59 PM
Bromomethane	<0.00108	0.00108	0.00540		mg/Kg-dry	1	10/25/10 02:59 PM
Carbon disulfide	<0.00108	0.00108	0.00540		mg/Kg-dry	1	10/25/10 02:59 PM
Carbon tetrachloride	<0.00108	0.00108	0.00540		mg/Kg-dry	1	10/25/10 02:59 PM
Chlorobenzene	<0.00108	0.00108	0.00540		mg/Kg-dry	1	10/25/10 02:59 PM
Chloroethane	<0.00108	0.00108	0.00540		mg/Kg-dry	1	10/25/10 02:59 PM
Chloroform	<0.00108	0.00108	0.00540		mg/Kg-dry	1	10/25/10 02:59 PM
Chloromethane	<0.00108	0.00108	0.00540		mg/Kg-dry	1	10/25/10 02:59 PM
cis-1,2-Dichloroethene	<0.00108	0.00108	0.00540		mg/Kg-dry	1	10/25/10 02:59 PM
cis-1,3-Dichloropropene	<0.00108	0.00108	0.00540		mg/Kg-dry	1	10/25/10 02:59 PM
Cyclohexane	<0.00540	0.00540	0.0162	N	mg/Kg-dry	1	10/25/10 02:59 PM
Dibromochloromethane	<0.00108	0.00108	0.00540		mg/Kg-dry	1	10/25/10 02:59 PM
Dichlorodifluoromethane	<0.00108	0.00108	0.00540		mg/Kg-dry	1	10/25/10 02:59 PM
Ethylbenzene	<0.00108	0.00108	0.00540		mg/Kg-dry	1	10/25/10 02:59 PM
Isopropylbenzene	<0.00108	0.00108	0.00540		mg/Kg-dry	1	10/25/10 02:59 PM
m,p-Xylene	<0.00108	0.00108	0.00540		mg/Kg-dry	1	10/25/10 02:59 PM
Methyl Acetate	<0.00540	0.00540	0.0162		mg/Kg-dry	1	10/25/10 02:59 PM
Methyl tert-butyl ether	<0.00108	0.00108	0.00540		mg/Kg-dry	1	10/25/10 02:59 PM
Methylcyclohexane	<0.00540	0.00540	0.0162		mg/Kg-dry	1	10/25/10 02:59 PM
Methylene chloride	<0.00540	0.00540	0.00540		mg/Kg-dry	1	10/25/10 02:59 PM
o-Xylene	<0.00108	0.00108	0.00540		mg/Kg-dry	1	10/25/10 02:59 PM
Styrene	<0.00108	0.00108	0.00540		mg/Kg-dry	1	10/25/10 02:59 PM
Tetrachloroethene	<0.00108	0.00108	0.00540		mg/Kg-dry	1	10/25/10 02:59 PM
Toluene	<0.00108	0.00108	0.00540		mg/Kg-dry	1	10/25/10 02:59 PM
trans-1,2-Dichloroethene	<0.00108	0.00108	0.00540		mg/Kg-dry	1	10/25/10 02:59 PM
trans-1,3-Dichloropropene	<0.00108	0.00108	0.00540		mg/Kg-dry	1	10/25/10 02:59 PM
Trichloroethene	<0.00108	0.00108	0.00540		mg/Kg-dry	1	10/25/10 02:59 PM
Trichlorofluoromethane	<0.00540	0.00540	0.0162		mg/Kg-dry	1	10/25/10 02:59 PM
Vinyl chloride	<0.00108	0.00108	0.00540		mg/Kg-dry	1	10/25/10 02:59 PM
Surr: 1,2-Dichloroethane-d4	139	0	52 - 149		%REC	1	10/25/10 02:59 PM
Surr: 4-Bromofluorobenzene	106	0	84 - 118		%REC	1	10/25/10 02:59 PM
Surr: Dibromofluoromethane	103	0	65 - 135		%REC	1	10/25/10 02:59 PM
Surr: Toluene-d8	104	0	84 - 116		%REC	1	10/25/10 02:59 PM
Percent Moisture		**D2216**					**Analyst: JCG**
Percent Moisture	21.4	0	0		WT%	1	10/28/10 04:30 PM

Qualifiers:				
		See Final Page of Report for MQLs and MDLs	J	Analyte detected between SDL and RL
	B	Analyte detected in the associated Method Blank	N	Parameter not NELAC certified
	C	Sample Result or QC discussed in the Case Narrative	ND	Not Detected at the SDL
	DF	Dilution Factor	RL	Reporting Limit (MQL adjusted for moisture and sample size)
	E	TPH pattern not Gas or Diesel Range Pattern	S	Spike Recovery outside control limits
			SDL	Sample Detection Limit

DHL Analytical

Date: 11/01/10

CLIENT:	Geo Strata Environmental Consultants	Client Sample ID:	SO-SB11-02
Project:	Hillcrest CEI	Lab ID:	1010167-06
Project No:	760-SL11	Collection Date:	10/21/10 11:10 AM
Lab Order:	1010167	Matrix:	Soil

Analyses	Result	SDL	RL	Qual	Units	DF	Date Analyzed
Tx1005 TPH Soil		TX1005					Analyst: AV
T/R Hydrocarbons: C6-C12	<6.56	6.56	18.7		mg/Kg-dry	1	10/25/10 10:20 AM
T/R Hydrocarbons: >C12-C28	<6.56	6.56	18.7		mg/Kg-dry	1	10/25/10 10:20 AM
T/R Hydrocarbons: >C28-C35	<6.56	6.56	18.7		mg/Kg-dry	1	10/25/10 10:20 AM
T/R Hydrocarbons: C6-C35	<6.56	6.56	18.7		mg/Kg-dry	1	10/25/10 10:20 AM
Surr: Isopropylbenzene	88.1	0	70 - 130		%REC	1	10/25/10 10:20 AM
Surr: Octacosane	101	0	70 - 130		%REC	1	10/25/10 10:20 AM
PAHs: GC/MS		SW8270C					Analyst: DO
Acenaphthene	<0.0229	0.0229	0.0572		mg/Kg-dry	1	10/28/10 12:20 AM
Acenaphthylene	<0.0114	0.0114	0.0572		mg/Kg-dry	1	10/28/10 12:20 AM
Anthracene	<0.0114	0.0114	0.0572		mg/Kg-dry	1	10/28/10 12:20 AM
Benzo[a]anthracene	<0.0229	0.0229	0.0572		mg/Kg-dry	1	10/28/10 12:20 AM
Benzo[a]pyrene	<0.0343	0.0343	0.0572		mg/Kg-dry	1	10/28/10 12:20 AM
Benzo[b]fluoranthene	<0.0229	0.0229	0.0572		mg/Kg-dry	1	10/28/10 12:20 AM
Benzo[g,h,i]perylene	<0.0229	0.0229	0.0572		mg/Kg-dry	1	10/28/10 12:20 AM
Benzo[k]fluoranthene	<0.0343	0.0343	0.0572		mg/Kg-dry	1	10/28/10 12:20 AM
Chrysene	<0.0229	0.0229	0.0572		mg/Kg-dry	1	10/28/10 12:20 AM
Dibenz[a,h]anthracene	<0.0229	0.0229	0.0572		mg/Kg-dry	1	10/28/10 12:20 AM
Fluoranthene	<0.0114	0.0114	0.0572		mg/Kg-dry	1	10/28/10 12:20 AM
Fluorene	<0.0114	0.0114	0.0572		mg/Kg-dry	1	10/28/10 12:20 AM
Indeno[1,2,3-cd]pyrene	<0.0114	0.0114	0.0572		mg/Kg-dry	1	10/28/10 12:20 AM
Naphthalene	<0.0114	0.0114	0.0572		mg/Kg-dry	1	10/28/10 12:20 AM
Phenanthrene	<0.0114	0.0114	0.0572		mg/Kg-dry	1	10/28/10 12:20 AM
Pyrene	<0.0229	0.0229	0.0572		mg/Kg-dry	1	10/28/10 12:20 AM
Surr: 2-Fluorobiphenyl	46.7	0	40 - 140		%REC	1	10/28/10 12:20 AM
Surr: 4-Terphenyl-d14	70.6	0	40 - 140		%REC	1	10/28/10 12:20 AM
Volatiles by 8260/5035 GC/MS		SW8260B					Analyst: AJR
1,1,1-Trichloroethane	<0.00105	0.00105	0.00523		mg/Kg-dry	1	10/25/10 03:35 PM
1,1,2,2-Tetrachloroethane	<0.00105	0.00105	0.00523		mg/Kg-dry	1	10/25/10 03:35 PM
1,1,2-Trichloroethane	<0.00105	0.00105	0.00523		mg/Kg-dry	1	10/25/10 03:35 PM
1,1,2-Trichlorotrifluoroethane	<0.00523	0.00523	0.0157		mg/Kg-dry	1	10/25/10 03:35 PM
1,1-Dichloroethane	<0.00105	0.00105	0.00523		mg/Kg-dry	1	10/25/10 03:35 PM
1,1-Dichloroethene	<0.00105	0.00105	0.00523		mg/Kg-dry	1	10/25/10 03:35 PM
1,2,4-Trichlorobenzene	<0.00105	0.00105	0.00523		mg/Kg-dry	1	10/25/10 03:35 PM
1,2-Dibromo-3-chloropropane	<0.00105	0.00105	0.00523		mg/Kg-dry	1	10/25/10 03:35 PM
1,2-Dibromoethane	<0.00105	0.00105	0.00523		mg/Kg-dry	1	10/25/10 03:35 PM
1,2-Dichlorobenzene	<0.00105	0.00105	0.00523		mg/Kg-dry	1	10/25/10 03:35 PM
1,2-Dichloroethane	<0.00105	0.00105	0.00523		mg/Kg-dry	1	10/25/10 03:35 PM
1,2-Dichloropropane	<0.00105	0.00105	0.00523		mg/Kg-dry	1	10/25/10 03:35 PM
1,3-Dichlorobenzene	<0.00105	0.00105	0.00523		mg/Kg-dry	1	10/25/10 03:35 PM
1,4-Dichlorobenzene	<0.00105	0.00105	0.00523		mg/Kg-dry	1	10/25/10 03:35 PM
2-Butanone	<0.00523	0.00523	0.0157		mg/Kg-dry	1	10/25/10 03:35 PM
2-Hexanone	<0.00523	0.00523	0.0157		mg/Kg-dry	1	10/25/10 03:35 PM
4-Methyl-2-pentanone	<0.00523	0.00523	0.0157		mg/Kg-dry	1	10/25/10 03:35 PM
Acetone	<0.0157	0.0157	0.0523		mg/Kg-dry	1	10/25/10 03:35 PM

Qualifiers:

	See Final Page of Report for MQLs and MDLs	J	Analyte detected between SDL and RL
B	Analyte detected in the associated Method Blank	N	Parameter not NELAC certified
C	Sample Result or QC discussed in the Case Narrative	ND	Not Detected at the SDL
DF	Dilution Factor	RL	Reporting Limit (MQL adjusted for moisture and sample size)
E	TPH pattern not Gas or Diesel Range Pattern	S	Spike Recovery outside control limits
		SDL	Sample Detection Limit

DHL Analytical

Date: 11/01/10

CLIENT:	Geo Strata Environmental Consultants	Client Sample ID:	SO-SB11-02
Project:	Hillcrest CEI	Lab ID:	1010167-06
Project No:	760-SL11	Collection Date:	10/21/10 11:10 AM
Lab Order:	1010167	Matrix:	Soil

Analyses	Result	SDL	RL	Qual	Units	DF	Date Analyzed
Benzene	<0.00105	0.00105	0.00523		mg/Kg-dry	1	10/25/10 03:35 PM
Bromodichloromethane	<0.00105	0.00105	0.00523		mg/Kg-dry	1	10/25/10 03:35 PM
Bromoform	<0.00105	0.00105	0.00523		mg/Kg-dry	1	10/25/10 03:35 PM
Bromomethane	<0.00105	0.00105	0.00523		mg/Kg-dry	1	10/25/10 03:35 PM
Carbon disulfide	<0.00105	0.00105	0.00523		mg/Kg-dry	1	10/25/10 03:35 PM
Carbon tetrachloride	<0.00105	0.00105	0.00523		mg/Kg-dry	1	10/25/10 03:35 PM
Chlorobenzene	<0.00105	0.00105	0.00523		mg/Kg-dry	1	10/25/10 03:35 PM
Chloroethane	<0.00105	0.00105	0.00523		mg/Kg-dry	1	10/25/10 03:35 PM
Chloroform	<0.00105	0.00105	0.00523		mg/Kg-dry	1	10/25/10 03:35 PM
Chloromethane	<0.00105	0.00105	0.00523		mg/Kg-dry	1	10/25/10 03:35 PM
cis-1,2-Dichloroethene	<0.00105	0.00105	0.00523		mg/Kg-dry	1	10/25/10 03:35 PM
cis-1,3-Dichloropropene	<0.00105	0.00105	0.00523		mg/Kg-dry	1	10/25/10 03:35 PM
Cyclohexane	<0.00523	0.00523	0.0157	N	mg/Kg-dry	1	10/25/10 03:35 PM
Dibromochloromethane	<0.00105	0.00105	0.00523		mg/Kg-dry	1	10/25/10 03:35 PM
Dichlorodifluoromethane	<0.00105	0.00105	0.00523		mg/Kg-dry	1	10/25/10 03:35 PM
Ethylbenzene	<0.00105	0.00105	0.00523		mg/Kg-dry	1	10/25/10 03:35 PM
Isopropylbenzene	<0.00105	0.00105	0.00523		mg/Kg-dry	1	10/25/10 03:35 PM
m,p-Xylene	<0.00105	0.00105	0.00523		mg/Kg-dry	1	10/25/10 03:35 PM
Methyl Acetate	<0.00523	0.00523	0.0157		mg/Kg-dry	1	10/25/10 03:35 PM
Methyl tert-butyl ether	<0.00105	0.00105	0.00523		mg/Kg-dry	1	10/25/10 03:35 PM
Methylcyclohexane	<0.00523	0.00523	0.0157		mg/Kg-dry	1	10/25/10 03:35 PM
Methylene chloride	<0.00523	0.00523	0.00523		mg/Kg-dry	1	10/25/10 03:35 PM
o-Xylene	<0.00105	0.00105	0.00523		mg/Kg-dry	1	10/25/10 03:35 PM
Styrene	<0.00105	0.00105	0.00523		mg/Kg-dry	1	10/25/10 03:35 PM
Tetrachloroethene	<0.00105	0.00105	0.00523		mg/Kg-dry	1	10/25/10 03:35 PM
Toluene	<0.00105	0.00105	0.00523		mg/Kg-dry	1	10/25/10 03:35 PM
trans-1,2-Dichloroethene	<0.00105	0.00105	0.00523		mg/Kg-dry	1	10/25/10 03:35 PM
trans-1,3-Dichloropropene	<0.00105	0.00105	0.00523		mg/Kg-dry	1	10/25/10 03:35 PM
Trichloroethene	<0.00105	0.00105	0.00523		mg/Kg-dry	1	10/25/10 03:35 PM
Trichlorofluoromethane	<0.00523	0.00523	0.0157		mg/Kg-dry	1	10/25/10 03:35 PM
Vinyl chloride	<0.00105	0.00105	0.00523		mg/Kg-dry	1	10/25/10 03:35 PM
Surr: 1,2-Dichloroethane-d4	126	0	52 - 149		%REC	1	10/25/10 03:35 PM
Surr: 4-Bromofluorobenzene	106	0	84 - 118		%REC	1	10/25/10 03:35 PM
Surr: Dibromofluoromethane	101	0	65 - 135		%REC	1	10/25/10 03:35 PM
Surr: Toluene-d8	104	0	84 - 116		%REC	1	10/25/10 03:35 PM
Percent Moisture		**D2216**					**Analyst: JCG**
Percent Moisture	20.1	0	0		WT%	1	10/28/10 04:30 PM

Qualifiers:		See Final Page of Report for MQLs and MDLs	J	Analyte detected between SDL and RL
	B	Analyte detected in the associated Method Blank	N	Parameter not NELAC certified
	C	Sample Result or QC discussed in the Case Narrative	ND	Not Detected at the SDL
	DF	Dilution Factor	RL	Reporting Limit (MQL adjusted for moisture and sample size)
	E	TPH pattern not Gas or Diesel Range Pattern	S	Spike Recovery outside control limits
			SDL	Sample Detection Limit

DHL Analytical

Date: 11/01/10

CLIENT:	Geo Strata Environmental Consultants	Client Sample ID:	SO-SB15-01
Project:	Hillcrest CEI	Lab ID:	1010167-07
Project No:	760-SL11	Collection Date:	10/21/10 01:52 PM
Lab Order:	1010167	Matrix:	Soil

Analyses	Result	SDL	RL	Qual	Units	DF	Date Analyzed
Tx1005 TPH Soil		TX1005					Analyst: AV
T/R Hydrocarbons: C6-C12	<6.96	6.96	19.9		mg/Kg-dry	1	10/25/10 10:29 AM
T/R Hydrocarbons: >C12-C28	<6.96	6.96	19.9		mg/Kg-dry	1	10/25/10 10:29 AM
T/R Hydrocarbons: >C28-C35	<6.96	6.96	19.9		mg/Kg-dry	1	10/25/10 10:29 AM
T/R Hydrocarbons: C6-C35	<6.96	6.96	19.9		mg/Kg-dry	1	10/25/10 10:29 AM
Surr: Isopropylbenzene	91.8	0	70 - 130		%REC	1	10/25/10 10:29 AM
Surr: Octacosane	102	0	70 - 130		%REC	1	10/25/10 10:29 AM
PAHs: GC/MS		SW8270C					Analyst: DO
Acenaphthene	<0.0234	0.0234	0.0584		mg/Kg-dry	1	10/28/10 12:55 AM
Acenaphthylene	<0.0117	0.0117	0.0584		mg/Kg-dry	1	10/28/10 12:55 AM
Anthracene	<0.0117	0.0117	0.0584		mg/Kg-dry	1	10/28/10 12:55 AM
Benzo[a]anthracene	<0.0234	0.0234	0.0584		mg/Kg-dry	1	10/28/10 12:55 AM
Benzo[a]pyrene	<0.0350	0.0350	0.0584		mg/Kg-dry	1	10/28/10 12:55 AM
Benzo[b]fluoranthene	<0.0234	0.0234	0.0584		mg/Kg-dry	1	10/28/10 12:55 AM
Benzo[g,h,i]perylene	<0.0234	0.0234	0.0584		mg/Kg-dry	1	10/28/10 12:55 AM
Benzo[k]fluoranthene	<0.0350	0.0350	0.0584		mg/Kg-dry	1	10/28/10 12:55 AM
Chrysene	<0.0234	0.0234	0.0584		mg/Kg-dry	1	10/28/10 12:55 AM
Dibenz[a,h]anthracene	<0.0234	0.0234	0.0584		mg/Kg-dry	1	10/28/10 12:55 AM
Fluoranthene	<0.0117	0.0117	0.0584		mg/Kg-dry	1	10/28/10 12:55 AM
Fluorene	<0.0117	0.0117	0.0584		mg/Kg-dry	1	10/28/10 12:55 AM
Indeno[1,2,3-cd]pyrene	<0.0117	0.0117	0.0584		mg/Kg-dry	1	10/28/10 12:55 AM
Naphthalene	<0.0117	0.0117	0.0584		mg/Kg-dry	1	10/28/10 12:55 AM
Phenanthrene	<0.0117	0.0117	0.0584		mg/Kg-dry	1	10/28/10 12:55 AM
Pyrene	<0.0234	0.0234	0.0584		mg/Kg-dry	1	10/28/10 12:55 AM
Surr: 2-Fluorobiphenyl	49.3	0	40 - 140		%REC	1	10/28/10 12:55 AM
Surr: 4-Terphenyl-d14	77.1	0	40 - 140		%REC	1	10/28/10 12:55 AM
Volatiles by 8260/5035 GC/MS		SW8260B					Analyst: AJR
1,1,1-Trichloroethane	<0.00107	0.00107	0.00534		mg/Kg-dry	1	10/25/10 04:09 PM
1,1,2,2-Tetrachloroethane	<0.00107	0.00107	0.00534		mg/Kg-dry	1	10/25/10 04:09 PM
1,1,2-Trichloroethane	<0.00107	0.00107	0.00534		mg/Kg-dry	1	10/25/10 04:09 PM
1,1,2-Trichlorotrifluoroethane	<0.00534	0.00534	0.0160		mg/Kg-dry	1	10/25/10 04:09 PM
1,1-Dichloroethane	<0.00107	0.00107	0.00534		mg/Kg-dry	1	10/25/10 04:09 PM
1,1-Dichloroethene	<0.00107	0.00107	0.00534		mg/Kg-dry	1	10/25/10 04:09 PM
1,2,4-Trichlorobenzene	<0.00107	0.00107	0.00534		mg/Kg-dry	1	10/25/10 04:09 PM
1,2-Dibromo-3-chloropropane	<0.00107	0.00107	0.00534		mg/Kg-dry	1	10/25/10 04:09 PM
1,2-Dibromoethane	<0.00107	0.00107	0.00534		mg/Kg-dry	1	10/25/10 04:09 PM
1,2-Dichlorobenzene	<0.00107	0.00107	0.00534		mg/Kg-dry	1	10/25/10 04:09 PM
1,2-Dichloroethane	<0.00107	0.00107	0.00534		mg/Kg-dry	1	10/25/10 04:09 PM
1,2-Dichloropropane	<0.00107	0.00107	0.00534		mg/Kg-dry	1	10/25/10 04:09 PM
1,3-Dichlorobenzene	<0.00107	0.00107	0.00534		mg/Kg-dry	1	10/25/10 04:09 PM
1,4-Dichlorobenzene	<0.00107	0.00107	0.00534		mg/Kg-dry	1	10/25/10 04:09 PM
2-Butanone	<0.00534	0.00534	0.0160		mg/Kg-dry	1	10/25/10 04:09 PM
2-Hexanone	<0.00534	0.00534	0.0160		mg/Kg-dry	1	10/25/10 04:09 PM
4-Methyl-2-pentanone	<0.00534	0.00534	0.0160		mg/Kg-dry	1	10/25/10 04:09 PM
Acetone	<0.0160	0.0160	0.0534		mg/Kg-dry	1	10/25/10 04:09 PM

Qualifiers: See Final Page of Report for MQLs and MDLs

B	Analyte detected in the associated Method Blank	J	Analyte detected between SDL and RL
C	Sample Result or QC discussed in the Case Narrative	N	Parameter not NELAC certified
DF	Dilution Factor	ND	Not Detected at the SDL
E	TPH pattern not Gas or Diesel Range Pattern	RL	Reporting Limit (MQL adjusted for moisture and sample size)
		S	Spike Recovery outside control limits
		SDL	Sample Detection Limit

DHL Analytical

Date: 11/01/10

CLIENT:	Geo Strata Environmental Consultants	Client Sample ID:	SO-SB15-01
Project:	Hillcrest CEI	Lab ID:	1010167-07
Project No:	760-SL11	Collection Date:	10/21/10 01:52 PM
Lab Order:	1010167	Matrix:	Soil

Analyses	Result	SDL	RL	Qual	Units	DF	Date Analyzed
Benzene	<0.00107	0.00107	0.00534		mg/Kg-dry	1	10/25/10 04:09 PM
Bromodichloromethane	<0.00107	0.00107	0.00534		mg/Kg-dry	1	10/25/10 04:09 PM
Bromoform	<0.00107	0.00107	0.00534		mg/Kg-dry	1	10/25/10 04:09 PM
Bromomethane	<0.00107	0.00107	0.00534		mg/Kg-dry	1	10/25/10 04:09 PM
Carbon disulfide	<0.00107	0.00107	0.00534		mg/Kg-dry	1	10/25/10 04:09 PM
Carbon tetrachloride	<0.00107	0.00107	0.00534		mg/Kg-dry	1	10/25/10 04:09 PM
Chlorobenzene	<0.00107	0.00107	0.00534		mg/Kg-dry	1	10/25/10 04:09 PM
Chloroethane	<0.00107	0.00107	0.00534		mg/Kg-dry	1	10/25/10 04:09 PM
Chloroform	<0.00107	0.00107	0.00534		mg/Kg-dry	1	10/25/10 04:09 PM
Chloromethane	<0.00107	0.00107	0.00534		mg/Kg-dry	1	10/25/10 04:09 PM
cis-1,2-Dichloroethene	<0.00107	0.00107	0.00534		mg/Kg-dry	1	10/25/10 04:09 PM
cis-1,3-Dichloropropene	<0.00107	0.00107	0.00534		mg/Kg-dry	1	10/25/10 04:09 PM
Cyclohexane	<0.00534	0.00534	0.0160	N	mg/Kg-dry	1	10/25/10 04:09 PM
Dibromochloromethane	<0.00107	0.00107	0.00534		mg/Kg-dry	1	10/25/10 04:09 PM
Dichlorodifluoromethane	<0.00107	0.00107	0.00534		mg/Kg-dry	1	10/25/10 04:09 PM
Ethylbenzene	<0.00107	0.00107	0.00534		mg/Kg-dry	1	10/25/10 04:09 PM
Isopropylbenzene	<0.00107	0.00107	0.00534		mg/Kg-dry	1	10/25/10 04:09 PM
m,p-Xylene	<0.00107	0.00107	0.00534		mg/Kg-dry	1	10/25/10 04:09 PM
Methyl Acetate	<0.00534	0.00534	0.0160		mg/Kg-dry	1	10/25/10 04:09 PM
Methyl tert-butyl ether	<0.00107	0.00107	0.00534		mg/Kg-dry	1	10/25/10 04:09 PM
Methylcyclohexane	<0.00534	0.00534	0.0160		mg/Kg-dry	1	10/25/10 04:09 PM
Methylene chloride	<0.00534	0.00534	0.00534		mg/Kg-dry	1	10/25/10 04:09 PM
o-Xylene	<0.00107	0.00107	0.00534		mg/Kg-dry	1	10/25/10 04:09 PM
Styrene	<0.00107	0.00107	0.00534		mg/Kg-dry	1	10/25/10 04:09 PM
Tetrachloroethene	<0.00107	0.00107	0.00534		mg/Kg-dry	1	10/25/10 04:09 PM
Toluene	<0.00107	0.00107	0.00534		mg/Kg-dry	1	10/25/10 04:09 PM
trans-1,2-Dichloroethene	<0.00107	0.00107	0.00534		mg/Kg-dry	1	10/25/10 04:09 PM
trans-1,3-Dichloropropene	<0.00107	0.00107	0.00534		mg/Kg-dry	1	10/25/10 04:09 PM
Trichloroethene	<0.00107	0.00107	0.00534		mg/Kg-dry	1	10/25/10 04:09 PM
Trichlorofluoromethane	<0.00534	0.00534	0.0160		mg/Kg-dry	1	10/25/10 04:09 PM
Vinyl chloride	<0.00107	0.00107	0.00534		mg/Kg-dry	1	10/25/10 04:09 PM
Surr: 1,2-Dichloroethane-d4	129	0	52 - 149		%REC	1	10/25/10 04:09 PM
Surr: 4-Bromofluorobenzene	109	0	84 - 118		%REC	1	10/25/10 04:09 PM
Surr: Dibromofluoromethane	101	0	65 - 135		%REC	1	10/25/10 04:09 PM
Surr: Toluene-d8	106	0	84 - 116		%REC	1	10/25/10 04:09 PM
Percent Moisture		**D2216**					**Analyst: JCG**
Percent Moisture	19.6	0	0		WT%	1	10/28/10 04:30 PM

Qualifiers:		See Final Page of Report for MQLs and MDLs	J	Analyte detected between SDL and RL
	B	Analyte detected in the associated Method Blank	N	Parameter not NELAC certified
	C	Sample Result or QC discussed in the Case Narrative	ND	Not Detected at the SDL
	DF	Dilution Factor	RL	Reporting Limit (MQL adjusted for moisture and sample size)
	E	TPH pattern not Gas or Diesel Range Pattern	S	Spike Recovery outside control limits
			SDL	Sample Detection Limit

DHL Analytical

Date: 11/01/10

CLIENT:	Geo Strata Environmental Consultants	Client Sample ID:	SO-SB17-01
Project:	Hillcrest CEI	Lab ID:	1010167-08
Project No:	760-SL11	Collection Date:	10/21/10 02:56 PM
Lab Order:	1010167	Matrix:	Soil

Analyses	Result	SDL	RL	Qual	Units	DF	Date Analyzed
Tx1005 TPH Soil		TX1005					Analyst: AV
T/R Hydrocarbons: C6-C12	<6.85	6.85	19.6		mg/Kg-dry	1	10/25/10 10:38 AM
T/R Hydrocarbons: >C12-C28	<6.85	6.85	19.6		mg/Kg-dry	1	10/25/10 10:38 AM
T/R Hydrocarbons: >C28-C35	<6.85	6.85	19.6		mg/Kg-dry	1	10/25/10 10:38 AM
T/R Hydrocarbons: C6-C35	<6.85	6.85	19.6		mg/Kg-dry	1	10/25/10 10:38 AM
Surr: Isopropylbenzene	90.8	0	70 - 130		%REC	1	10/25/10 10:38 AM
Surr: Octacosane	102	0	70 - 130		%REC	1	10/25/10 10:38 AM
PAHs: GC/MS		SW8270C					Analyst: DO
Acenaphthene	<0.0247	0.0247	0.0619		mg/Kg-dry	1	10/28/10 01:31 AM
Acenaphthylene	<0.0124	0.0124	0.0619		mg/Kg-dry	1	10/28/10 01:31 AM
Anthracene	<0.0124	0.0124	0.0619		mg/Kg-dry	1	10/28/10 01:31 AM
Benzo[a]anthracene	<0.0247	0.0247	0.0619		mg/Kg-dry	1	10/28/10 01:31 AM
Benzo[a]pyrene	<0.0371	0.0371	0.0619		mg/Kg-dry	1	10/28/10 01:31 AM
Benzo[b]fluoranthene	<0.0247	0.0247	0.0619		mg/Kg-dry	1	10/28/10 01:31 AM
Benzo[g,h,i]perylene	<0.0247	0.0247	0.0619		mg/Kg-dry	1	10/28/10 01:31 AM
Benzo[k]fluoranthene	<0.0371	0.0371	0.0619		mg/Kg-dry	1	10/28/10 01:31 AM
Chrysene	<0.0247	0.0247	0.0619		mg/Kg-dry	1	10/28/10 01:31 AM
Dibenz[a,h]anthracene	<0.0247	0.0247	0.0619		mg/Kg-dry	1	10/28/10 01:31 AM
Fluoranthene	<0.0124	0.0124	0.0619		mg/Kg-dry	1	10/28/10 01:31 AM
Fluorene	<0.0124	0.0124	0.0619		mg/Kg-dry	1	10/28/10 01:31 AM
Indeno[1,2,3-cd]pyrene	<0.0124	0.0124	0.0619		mg/Kg-dry	1	10/28/10 01:31 AM
Naphthalene	<0.0124	0.0124	0.0619		mg/Kg-dry	1	10/28/10 01:31 AM
Phenanthrene	<0.0124	0.0124	0.0619		mg/Kg-dry	1	10/28/10 01:31 AM
Pyrene	<0.0247	0.0247	0.0619		mg/Kg-dry	1	10/28/10 01:31 AM
Surr: 2-Fluorobiphenyl	61.7	0	40 - 140		%REC	1	10/28/10 01:31 AM
Surr: 4-Terphenyl-d14	80.2	0	40 - 140		%REC	1	10/28/10 01:31 AM
Volatiles by 8260/5035 GC/MS		SW8260B					Analyst: AJR
1,1,1-Trichloroethane	<0.00118	0.00118	0.00591		mg/Kg-dry	1	10/25/10 04:43 PM
1,1,2,2-Tetrachloroethane	<0.00118	0.00118	0.00591		mg/Kg-dry	1	10/25/10 04:43 PM
1,1,2-Trichloroethane	<0.00118	0.00118	0.00591		mg/Kg-dry	1	10/25/10 04:43 PM
1,1,2-Trichlorotrifluoroethane	<0.00591	0.00591	0.0177		mg/Kg-dry	1	10/25/10 04:43 PM
1,1-Dichloroethane	<0.00118	0.00118	0.00591		mg/Kg-dry	1	10/25/10 04:43 PM
1,1-Dichloroethene	<0.00118	0.00118	0.00591		mg/Kg-dry	1	10/25/10 04:43 PM
1,2,4-Trichlorobenzene	<0.00118	0.00118	0.00591		mg/Kg-dry	1	10/25/10 04:43 PM
1,2-Dibromo-3-chloropropane	<0.00118	0.00118	0.00591		mg/Kg-dry	1	10/25/10 04:43 PM
1,2-Dibromoethane	<0.00118	0.00118	0.00591		mg/Kg-dry	1	10/25/10 04:43 PM
1,2-Dichlorobenzene	<0.00118	0.00118	0.00591		mg/Kg-dry	1	10/25/10 04:43 PM
1,2-Dichloroethane	<0.00118	0.00118	0.00591		mg/Kg-dry	1	10/25/10 04:43 PM
1,2-Dichloropropane	<0.00118	0.00118	0.00591		mg/Kg-dry	1	10/25/10 04:43 PM
1,3-Dichlorobenzene	<0.00118	0.00118	0.00591		mg/Kg-dry	1	10/25/10 04:43 PM
1,4-Dichlorobenzene	<0.00118	0.00118	0.00591		mg/Kg-dry	1	10/25/10 04:43 PM
2-Butanone	<0.00591	0.00591	0.0177		mg/Kg-dry	1	10/25/10 04:43 PM
2-Hexanone	<0.00591	0.00591	0.0177		mg/Kg-dry	1	10/25/10 04:43 PM
4-Methyl-2-pentanone	<0.00591	0.00591	0.0177		mg/Kg-dry	1	10/25/10 04:43 PM
Acetone	<0.0177	0.0177	0.0591		mg/Kg-dry	1	10/25/10 04:43 PM

Qualifiers:

	See Final Page of Report for MQLs and MDLs	J	Analyte detected between SDL and RL
B	Analyte detected in the associated Method Blank	N	Parameter not NELAC certified
C	Sample Result or QC discussed in the Case Narrative	ND	Not Detected at the SDL
DF	Dilution Factor	RL	Reporting Limit (MQL adjusted for moisture and sample size)
E	TPH pattern not Gas or Diesel Range Pattern	S	Spike Recovery outside control limits
		SDL	Sample Detection Limit

DHL Analytical

Date: 11/01/10

CLIENT:	Geo Strata Environmental Consultants	Client Sample ID:	SO-SB17-01
Project:	Hillcrest CEI	Lab ID:	1010167-08
Project No:	760-SL11	Collection Date:	10/21/10 02:56 PM
Lab Order:	1010167	Matrix:	Soil

Analyses	Result	SDL	RL	Qual	Units	DF	Date Analyzed
Benzene	<0.00118	0.00118	0.00591		mg/Kg-dry	1	10/25/10 04:43 PM
Bromodichloromethane	<0.00118	0.00118	0.00591		mg/Kg-dry	1	10/25/10 04:43 PM
Bromoform	<0.00118	0.00118	0.00591		mg/Kg-dry	1	10/25/10 04:43 PM
Bromomethane	<0.00118	0.00118	0.00591		mg/Kg-dry	1	10/25/10 04:43 PM
Carbon disulfide	<0.00118	0.00118	0.00591		mg/Kg-dry	1	10/25/10 04:43 PM
Carbon tetrachloride	<0.00118	0.00118	0.00591		mg/Kg-dry	1	10/25/10 04:43 PM
Chlorobenzene	<0.00118	0.00118	0.00591		mg/Kg-dry	1	10/25/10 04:43 PM
Chloroethane	<0.00118	0.00118	0.00591		mg/Kg-dry	1	10/25/10 04:43 PM
Chloroform	<0.00118	0.00118	0.00591		mg/Kg-dry	1	10/25/10 04:43 PM
Chloromethane	<0.00118	0.00118	0.00591		mg/Kg-dry	1	10/25/10 04:43 PM
cis-1,2-Dichloroethene	<0.00118	0.00118	0.00591		mg/Kg-dry	1	10/25/10 04:43 PM
cis-1,3-Dichloropropene	<0.00118	0.00118	0.00591		mg/Kg-dry	1	10/25/10 04:43 PM
Cyclohexane	<0.00591	0.00591	0.0177	N	mg/Kg-dry	1	10/25/10 04:43 PM
Dibromochloromethane	<0.00118	0.00118	0.00591		mg/Kg-dry	1	10/25/10 04:43 PM
Dichlorodifluoromethane	<0.00118	0.00118	0.00591		mg/Kg-dry	1	10/25/10 04:43 PM
Ethylbenzene	<0.00118	0.00118	0.00591		mg/Kg-dry	1	10/25/10 04:43 PM
Isopropylbenzene	<0.00118	0.00118	0.00591		mg/Kg-dry	1	10/25/10 04:43 PM
m,p-Xylene	<0.00118	0.00118	0.00591		mg/Kg-dry	1	10/25/10 04:43 PM
Methyl Acetate	<0.00591	0.00591	0.0177		mg/Kg-dry	1	10/25/10 04:43 PM
Methyl tert-butyl ether	<0.00118	0.00118	0.00591		mg/Kg-dry	1	10/25/10 04:43 PM
Methylcyclohexane	<0.00591	0.00591	0.0177		mg/Kg-dry	1	10/25/10 04:43 PM
Methylene chloride	<0.00591	0.00591	0.00591		mg/Kg-dry	1	10/25/10 04:43 PM
o-Xylene	<0.00118	0.00118	0.00591		mg/Kg-dry	1	10/25/10 04:43 PM
Styrene	<0.00118	0.00118	0.00591		mg/Kg-dry	1	10/25/10 04:43 PM
Tetrachloroethene	<0.00118	0.00118	0.00591		mg/Kg-dry	1	10/25/10 04:43 PM
Toluene	<0.00118	0.00118	0.00591		mg/Kg-dry	1	10/25/10 04:43 PM
trans-1,2-Dichloroethene	<0.00118	0.00118	0.00591		mg/Kg-dry	1	10/25/10 04:43 PM
trans-1,3-Dichloropropene	<0.00118	0.00118	0.00591		mg/Kg-dry	1	10/25/10 04:43 PM
Trichloroethene	<0.00118	0.00118	0.00591		mg/Kg-dry	1	10/25/10 04:43 PM
Trichlorofluoromethane	<0.00591	0.00591	0.0177		mg/Kg-dry	1	10/25/10 04:43 PM
Vinyl chloride	<0.00118	0.00118	0.00591		mg/Kg-dry	1	10/25/10 04:43 PM
Surr: 1,2-Dichloroethane-d4	124	0	52 - 149		%REC	1	10/25/10 04:43 PM
Surr: 4-Bromofluorobenzene	105	0	84 - 118		%REC	1	10/25/10 04:43 PM
Surr: Dibromofluoromethane	63.7	0	65 - 135	S	%REC	1	10/25/10 04:43 PM
Surr: Toluene-d8	105	0	84 - 116		%REC	1	10/25/10 04:43 PM
Percent Moisture		**D2216**					**Analyst: JCG**
Percent Moisture	20.8	0	0		WT%	1	10/28/10 04:30 PM

Qualifiers:		See Final Page of Report for MQLs and MDLs	J	Analyte detected between SDL and RL
	B	Analyte detected in the associated Method Blank	N	Parameter not NELAC certified
	C	Sample Result or QC discussed in the Case Narrative	ND	Not Detected at the SDL
	DF	Dilution Factor	RL	Reporting Limit (MQL adjusted for moisture and sample size)
	E	TPH pattern not Gas or Diesel Range Pattern	S	Spike Recovery outside control limits
			SDL	Sample Detection Limit

DHL Analytical

Date: 11/01/10

CLIENT:	Geo Strata Environmental Consultants	Client Sample ID:	SO-SB18-01
Project:	Hillcrest CEI	Lab ID:	1010167-09
Project No:	760-SL11	Collection Date:	10/21/10 03:55 PM
Lab Order:	1010167	Matrix:	Soil

Analyses	Result	SDL	RL	Qual	Units	DF	Date Analyzed
Tx1005 TPH Soil		TX1005					Analyst: AV
T/R Hydrocarbons: C6-C12	<6.77	6.77	19.3		mg/Kg-dry	1	10/25/10 10:47 AM
T/R Hydrocarbons: >C12-C28	<6.77	6.77	19.3		mg/Kg-dry	1	10/25/10 10:47 AM
T/R Hydrocarbons: >C28-C35	<6.77	6.77	19.3		mg/Kg-dry	1	10/25/10 10:47 AM
T/R Hydrocarbons: C6-C35	<6.77	6.77	19.3		mg/Kg-dry	1	10/25/10 10:47 AM
Surr: Isopropylbenzene	91.6	0	70 - 130		%REC	1	10/25/10 10:47 AM
Surr: Octacosane	103	0	70 - 130		%REC	1	10/25/10 10:47 AM
PAHs: GC/MS		SW8270C					Analyst: DO
Acenaphthene	<0.0236	0.0236	0.0591		mg/Kg-dry	1	10/28/10 12:21 PM
Acenaphthylene	<0.0118	0.0118	0.0591		mg/Kg-dry	1	10/28/10 12:21 PM
Anthracene	<0.0118	0.0118	0.0591		mg/Kg-dry	1	10/28/10 12:21 PM
Benzo[a]anthracene	<0.0236	0.0236	0.0591		mg/Kg-dry	1	10/28/10 12:21 PM
Benzo[a]pyrene	<0.0354	0.0354	0.0591		mg/Kg-dry	1	10/28/10 12:21 PM
Benzo[b]fluoranthene	<0.0236	0.0236	0.0591		mg/Kg-dry	1	10/28/10 12:21 PM
Benzo[g,h,i]perylene	<0.0236	0.0236	0.0591		mg/Kg-dry	1	10/28/10 12:21 PM
Benzo[k]fluoranthene	<0.0354	0.0354	0.0591		mg/Kg-dry	1	10/28/10 12:21 PM
Chrysene	<0.0236	0.0236	0.0591		mg/Kg-dry	1	10/28/10 12:21 PM
Dibenz[a,h]anthracene	<0.0236	0.0236	0.0591		mg/Kg-dry	1	10/28/10 12:21 PM
Fluoranthene	<0.0118	0.0118	0.0591		mg/Kg-dry	1	10/28/10 12:21 PM
Fluorene	<0.0118	0.0118	0.0591		mg/Kg-dry	1	10/28/10 12:21 PM
Indeno[1,2,3-cd]pyrene	<0.0118	0.0118	0.0591		mg/Kg-dry	1	10/28/10 12:21 PM
Naphthalene	<0.0118	0.0118	0.0591		mg/Kg-dry	1	10/28/10 12:21 PM
Phenanthrene	<0.0118	0.0118	0.0591		mg/Kg-dry	1	10/28/10 12:21 PM
Pyrene	<0.0236	0.0236	0.0591		mg/Kg-dry	1	10/28/10 12:21 PM
Surr: 2-Fluorobiphenyl	57.7	0	40 - 140		%REC	1	10/28/10 12:21 PM
Surr: 4-Terphenyl-d14	79.8	0	40 - 140		%REC	1	10/28/10 12:21 PM
Volatiles by 8260/5035 GC/MS		SW8260B					Analyst: AJR
1,1,1-Trichloroethane	<0.00101	0.00101	0.00505		mg/Kg-dry	1	10/26/10 08:47 PM
1,1,2,2-Tetrachloroethane	<0.00101	0.00101	0.00505		mg/Kg-dry	1	10/26/10 08:47 PM
1,1,2-Trichloroethane	<0.00101	0.00101	0.00505		mg/Kg-dry	1	10/26/10 08:47 PM
1,1,2-Trichlorotrifluoroethane	<0.00505	0.00505	0.0152		mg/Kg-dry	1	10/26/10 08:47 PM
1,1-Dichloroethane	<0.00101	0.00101	0.00505		mg/Kg-dry	1	10/26/10 08:47 PM
1,1-Dichloroethene	<0.00101	0.00101	0.00505		mg/Kg-dry	1	10/26/10 08:47 PM
1,2,4-Trichlorobenzene	<0.00101	0.00101	0.00505		mg/Kg-dry	1	10/26/10 08:47 PM
1,2-Dibromo-3-chloropropane	<0.00101	0.00101	0.00505		mg/Kg-dry	1	10/26/10 08:47 PM
1,2-Dibromoethane	<0.00101	0.00101	0.00505		mg/Kg-dry	1	10/26/10 08:47 PM
1,2-Dichlorobenzene	<0.00101	0.00101	0.00505		mg/Kg-dry	1	10/26/10 08:47 PM
1,2-Dichloroethane	<0.00101	0.00101	0.00505		mg/Kg-dry	1	10/26/10 08:47 PM
1,2-Dichloropropane	<0.00101	0.00101	0.00505		mg/Kg-dry	1	10/26/10 08:47 PM
1,3-Dichlorobenzene	<0.00101	0.00101	0.00505		mg/Kg-dry	1	10/26/10 08:47 PM
1,4-Dichlorobenzene	<0.00101	0.00101	0.00505		mg/Kg-dry	1	10/26/10 08:47 PM
2-Butanone	<0.00505	0.00505	0.0152		mg/Kg-dry	1	10/26/10 08:47 PM
2-Hexanone	<0.00505	0.00505	0.0152		mg/Kg-dry	1	10/26/10 08:47 PM
4-Methyl-2-pentanone	<0.00505	0.00505	0.0152		mg/Kg-dry	1	10/26/10 08:47 PM
Acetone	<0.0152	0.0152	0.0505		mg/Kg-dry	1	10/26/10 08:47 PM

Qualifiers:

	See Final Page of Report for MQLs and MDLs	J	Analyte detected between SDL and RL
B	Analyte detected in the associated Method Blank	N	Parameter not NELAC certified
C	Sample Result or QC discussed in the Case Narrative	ND	Not Detected at the SDL
DF	Dilution Factor	RL	Reporting Limit (MQL adjusted for moisture and sample size)
E	TPH pattern not Gas or Diesel Range Pattern	S	Spike Recovery outside control limits
		SDL	Sample Detection Limit

DHL Analytical

Date: 11/01/10

CLIENT:	Geo Strata Environmental Consultants	Client Sample ID:	SO-SB18-01
Project:	Hillcrest CEI	Lab ID:	1010167-09
Project No:	760-SL11	Collection Date:	10/21/10 03:55 PM
Lab Order:	1010167	Matrix:	Soil

Analyses	Result	SDL	RL	Qual	Units	DF	Date Analyzed
Benzene	<0.00101	0.00101	0.00505		mg/Kg-dry	1	10/26/10 08:47 PM
Bromodichloromethane	<0.00101	0.00101	0.00505		mg/Kg-dry	1	10/26/10 08:47 PM
Bromoform	<0.00101	0.00101	0.00505		mg/Kg-dry	1	10/26/10 08:47 PM
Bromomethane	<0.00101	0.00101	0.00505		mg/Kg-dry	1	10/26/10 08:47 PM
Carbon disulfide	<0.00101	0.00101	0.00505		mg/Kg-dry	1	10/26/10 08:47 PM
Carbon tetrachloride	<0.00101	0.00101	0.00505		mg/Kg-dry	1	10/26/10 08:47 PM
Chlorobenzene	<0.00101	0.00101	0.00505		mg/Kg-dry	1	10/26/10 08:47 PM
Chloroethane	<0.00101	0.00101	0.00505		mg/Kg-dry	1	10/26/10 08:47 PM
Chloroform	<0.00101	0.00101	0.00505		mg/Kg-dry	1	10/26/10 08:47 PM
Chloromethane	<0.00101	0.00101	0.00505		mg/Kg-dry	1	10/26/10 08:47 PM
cis-1,2-Dichloroethene	<0.00101	0.00101	0.00505		mg/Kg-dry	1	10/26/10 08:47 PM
cis-1,3-Dichloropropene	<0.00101	0.00101	0.00505		mg/Kg-dry	1	10/26/10 08:47 PM
Cyclohexane	<0.00505	0.00505	0.0152	N	mg/Kg-dry	1	10/26/10 08:47 PM
Dibromochloromethane	<0.00101	0.00101	0.00505		mg/Kg-dry	1	10/26/10 08:47 PM
Dichlorodifluoromethane	<0.00101	0.00101	0.00505		mg/Kg-dry	1	10/26/10 08:47 PM
Ethylbenzene	<0.00101	0.00101	0.00505		mg/Kg-dry	1	10/26/10 08:47 PM
Isopropylbenzene	<0.00101	0.00101	0.00505		mg/Kg-dry	1	10/26/10 08:47 PM
m,p-Xylene	<0.00101	0.00101	0.00505		mg/Kg-dry	1	10/26/10 08:47 PM
Methyl Acetate	<0.00505	0.00505	0.0152		mg/Kg-dry	1	10/26/10 08:47 PM
Methyl tert-butyl ether	<0.00101	0.00101	0.00505		mg/Kg-dry	1	10/26/10 08:47 PM
Methylcyclohexane	<0.00505	0.00505	0.0152		mg/Kg-dry	1	10/26/10 08:47 PM
Methylene chloride	<0.00505	0.00505	0.00505		mg/Kg-dry	1	10/26/10 08:47 PM
o-Xylene	<0.00101	0.00101	0.00505		mg/Kg-dry	1	10/26/10 08:47 PM
Styrene	<0.00101	0.00101	0.00505		mg/Kg-dry	1	10/26/10 08:47 PM
Tetrachloroethene	<0.00101	0.00101	0.00505		mg/Kg-dry	1	10/26/10 08:47 PM
Toluene	<0.00101	0.00101	0.00505		mg/Kg-dry	1	10/26/10 08:47 PM
trans-1,2-Dichloroethene	<0.00101	0.00101	0.00505		mg/Kg-dry	1	10/26/10 08:47 PM
trans-1,3-Dichloropropene	<0.00101	0.00101	0.00505		mg/Kg-dry	1	10/26/10 08:47 PM
Trichloroethene	<0.00101	0.00101	0.00505		mg/Kg-dry	1	10/26/10 08:47 PM
Trichlorofluoromethane	<0.00505	0.00505	0.0152		mg/Kg-dry	1	10/26/10 08:47 PM
Vinyl chloride	<0.00101	0.00101	0.00505		mg/Kg-dry	1	10/26/10 08:47 PM
Surr: 1,2-Dichloroethane-d4	85.4	0	52 - 149		%REC	1	10/26/10 08:47 PM
Surr: 4-Bromofluorobenzene	99.0	0	84 - 118		%REC	1	10/26/10 08:47 PM
Surr: Dibromofluoromethane	88.0	0	65 - 135		%REC	1	10/26/10 08:47 PM
Surr: Toluene-d8	96.1	0	84 - 116		%REC	1	10/26/10 08:47 PM
Percent Moisture		**D2216**					**Analyst: JCG**
Percent Moisture	17.0	0	0		WT%	1	10/28/10 04:30 PM

Qualifiers:		See Final Page of Report for MQLs and MDLs	J	Analyte detected between SDL and RL
	B	Analyte detected in the associated Method Blank	N	Parameter not NELAC certified
	C	Sample Result or QC discussed in the Case Narrative	ND	Not Detected at the SDL
	DF	Dilution Factor	RL	Reporting Limit (MQL adjusted for moisture and sample size)
	E	TPH pattern not Gas or Diesel Range Pattern	S	Spike Recovery outside control limits
			SDL	Sample Detection Limit

DHL Analytical

Date: 11/01/10

CLIENT:	Geo Strata Environmental Consultants	Client Sample ID:	SO-FD-04
Project:	Hillcrest CEI	Lab ID:	1010167-10
Project No:	760-SL11	Collection Date:	10/21/10 01:00 PM
Lab Order:	1010167	Matrix:	Soil

Analyses	Result	SDL	RL	Qual	Units	DF	Date Analyzed
Tx1005 TPH Soil		TX1005					Analyst: AV
T/R Hydrocarbons: C6-C12	7.65	6.76	19.3	J	mg/Kg-dry	1	10/25/10 11:06 AM
T/R Hydrocarbons: >C12-C28	<6.76	6.76	19.3		mg/Kg-dry	1	10/25/10 11:06 AM
T/R Hydrocarbons: >C28-C35	<6.76	6.76	19.3		mg/Kg-dry	1	10/25/10 11:06 AM
T/R Hydrocarbons: C6-C35	7.65	6.76	19.3	J	mg/Kg-dry	1	10/25/10 11:06 AM
Surr: Isopropylbenzene	83.2	0	70 - 130		%REC	1	10/25/10 11:06 AM
Surr: Octacosane	97.0	0	70 - 130		%REC	1	10/25/10 11:06 AM
PAHs: GC/MS		SW8270C					Analyst: DO
Acenaphthene	<0.0225	0.0225	0.0563		mg/Kg-dry	1	10/28/10 12:51 PM
Acenaphthylene	<0.0113	0.0113	0.0563		mg/Kg-dry	1	10/28/10 12:51 PM
Anthracene	<0.0113	0.0113	0.0563		mg/Kg-dry	1	10/28/10 12:51 PM
Benzo[a]anthracene	<0.0225	0.0225	0.0563		mg/Kg-dry	1	10/28/10 12:51 PM
Benzo[a]pyrene	<0.0338	0.0338	0.0563		mg/Kg-dry	1	10/28/10 12:51 PM
Benzo[b]fluoranthene	<0.0225	0.0225	0.0563		mg/Kg-dry	1	10/28/10 12:51 PM
Benzo[g,h,i]perylene	<0.0225	0.0225	0.0563		mg/Kg-dry	1	10/28/10 12:51 PM
Benzo[k]fluoranthene	<0.0338	0.0338	0.0563		mg/Kg-dry	1	10/28/10 12:51 PM
Chrysene	<0.0225	0.0225	0.0563		mg/Kg-dry	1	10/28/10 12:51 PM
Dibenz[a,h]anthracene	<0.0225	0.0225	0.0563		mg/Kg-dry	1	10/28/10 12:51 PM
Fluoranthene	<0.0113	0.0113	0.0563		mg/Kg-dry	1	10/28/10 12:51 PM
Fluorene	<0.0113	0.0113	0.0563		mg/Kg-dry	1	10/28/10 12:51 PM
Indeno[1,2,3-cd]pyrene	<0.0113	0.0113	0.0563		mg/Kg-dry	1	10/28/10 12:51 PM
Naphthalene	<0.0113	0.0113	0.0563		mg/Kg-dry	1	10/28/10 12:51 PM
Phenanthrene	<0.0113	0.0113	0.0563		mg/Kg-dry	1	10/28/10 12:51 PM
Pyrene	<0.0225	0.0225	0.0563		mg/Kg-dry	1	10/28/10 12:51 PM
Surr: 2-Fluorobiphenyl	59.1	0	40 - 140		%REC	1	10/28/10 12:51 PM
Surr: 4-Terphenyl-d14	78.9	0	40 - 140		%REC	1	10/28/10 12:51 PM
Volatiles by 8260/5035 GC/MS		SW8260B					Analyst: AJR
1,1,1-Trichloroethane	<0.00112	0.00112	0.00561		mg/Kg-dry	1	10/26/10 09:21 PM
1,1,2,2-Tetrachloroethane	<0.00112	0.00112	0.00561		mg/Kg-dry	1	10/26/10 09:21 PM
1,1,2-Trichloroethane	<0.00112	0.00112	0.00561		mg/Kg-dry	1	10/26/10 09:21 PM
1,1,2-Trichlorotrifluoroethane	<0.00561	0.00561	0.0168		mg/Kg-dry	1	10/26/10 09:21 PM
1,1-Dichloroethane	<0.00112	0.00112	0.00561		mg/Kg-dry	1	10/26/10 09:21 PM
1,1-Dichloroethene	<0.00112	0.00112	0.00561		mg/Kg-dry	1	10/26/10 09:21 PM
1,2,4-Trichlorobenzene	<0.00112	0.00112	0.00561		mg/Kg-dry	1	10/26/10 09:21 PM
1,2-Dibromo-3-chloropropane	<0.00112	0.00112	0.00561		mg/Kg-dry	1	10/26/10 09:21 PM
1,2-Dibromoethane	<0.00112	0.00112	0.00561		mg/Kg-dry	1	10/26/10 09:21 PM
1,2-Dichlorobenzene	<0.00112	0.00112	0.00561		mg/Kg-dry	1	10/26/10 09:21 PM
1,2-Dichloroethane	<0.00112	0.00112	0.00561		mg/Kg-dry	1	10/26/10 09:21 PM
1,2-Dichloropropane	<0.00112	0.00112	0.00561		mg/Kg-dry	1	10/26/10 09:21 PM
1,3-Dichlorobenzene	<0.00112	0.00112	0.00561		mg/Kg-dry	1	10/26/10 09:21 PM
1,4-Dichlorobenzene	<0.00112	0.00112	0.00561		mg/Kg-dry	1	10/26/10 09:21 PM
2-Butanone	<0.00561	0.00561	0.0168		mg/Kg-dry	1	10/26/10 09:21 PM
2-Hexanone	<0.00561	0.00561	0.0168		mg/Kg-dry	1	10/26/10 09:21 PM
4-Methyl-2-pentanone	<0.00561	0.00561	0.0168		mg/Kg-dry	1	10/26/10 09:21 PM
Acetone	<0.0168	0.0168	0.0561		mg/Kg-dry	1	10/26/10 09:21 PM

Qualifiers:

	See Final Page of Report for MQLs and MDLs	J	Analyte detected between SDL and RL
B	Analyte detected in the associated Method Blank	N	Parameter not NELAC certified
C	Sample Result or QC discussed in the Case Narrative	ND	Not Detected at the SDL
DF	Dilution Factor	RL	Reporting Limit (MQL adjusted for moisture and sample size)
E	TPH pattern not Gas or Diesel Range Pattern	S	Spike Recovery outside control limits
		SDL	Sample Detection Limit

DHL Analytical

Date: 11/01/10

CLIENT:	Geo Strata Environmental Consultants	Client Sample ID:	SO-FD-04
Project:	Hillcrest CEI	Lab ID:	1010167-10
Project No:	760-SL11	Collection Date:	10/21/10 01:00 PM
Lab Order:	1010167	Matrix:	Soil

Analyses	Result	SDL	RL	Qual	Units	DF	Date Analyzed
Benzene	<0.00112	0.00112	0.00561		mg/Kg-dry	1	10/26/10 09:21 PM
Bromodichloromethane	<0.00112	0.00112	0.00561		mg/Kg-dry	1	10/26/10 09:21 PM
Bromoform	<0.00112	0.00112	0.00561		mg/Kg-dry	1	10/26/10 09:21 PM
Bromomethane	<0.00112	0.00112	0.00561		mg/Kg-dry	1	10/26/10 09:21 PM
Carbon disulfide	<0.00112	0.00112	0.00561		mg/Kg-dry	1	10/26/10 09:21 PM
Carbon tetrachloride	<0.00112	0.00112	0.00561		mg/Kg-dry	1	10/26/10 09:21 PM
Chlorobenzene	<0.00112	0.00112	0.00561		mg/Kg-dry	1	10/26/10 09:21 PM
Chloroethane	<0.00112	0.00112	0.00561		mg/Kg-dry	1	10/26/10 09:21 PM
Chloroform	<0.00112	0.00112	0.00561		mg/Kg-dry	1	10/26/10 09:21 PM
Chloromethane	<0.00112	0.00112	0.00561		mg/Kg-dry	1	10/26/10 09:21 PM
cis-1,2-Dichloroethene	<0.00112	0.00112	0.00561		mg/Kg-dry	1	10/26/10 09:21 PM
cis-1,3-Dichloropropene	<0.00112	0.00112	0.00561		mg/Kg-dry	1	10/26/10 09:21 PM
Cyclohexane	<0.00561	0.00561	0.0168	N	mg/Kg-dry	1	10/26/10 09:21 PM
Dibromochloromethane	<0.00112	0.00112	0.00561		mg/Kg-dry	1	10/26/10 09:21 PM
Dichlorodifluoromethane	<0.00112	0.00112	0.00561		mg/Kg-dry	1	10/26/10 09:21 PM
Ethylbenzene	<0.00112	0.00112	0.00561		mg/Kg-dry	1	10/26/10 09:21 PM
Isopropylbenzene	<0.00112	0.00112	0.00561		mg/Kg-dry	1	10/26/10 09:21 PM
m,p-Xylene	<0.00112	0.00112	0.00561		mg/Kg-dry	1	10/26/10 09:21 PM
Methyl Acetate	<0.00561	0.00561	0.0168		mg/Kg-dry	1	10/26/10 09:21 PM
Methyl tert-butyl ether	0.00913	0.00112	0.00561		mg/Kg-dry	1	10/26/10 09:21 PM
Methylcyclohexane	<0.00561	0.00561	0.0168		mg/Kg-dry	1	10/26/10 09:21 PM
Methylene chloride	<0.00561	0.00561	0.00561		mg/Kg-dry	1	10/26/10 09:21 PM
o-Xylene	<0.00112	0.00112	0.00561		mg/Kg-dry	1	10/26/10 09:21 PM
Styrene	<0.00112	0.00112	0.00561		mg/Kg-dry	1	10/26/10 09:21 PM
Tetrachloroethene	<0.00112	0.00112	0.00561		mg/Kg-dry	1	10/26/10 09:21 PM
Toluene	<0.00112	0.00112	0.00561		mg/Kg-dry	1	10/26/10 09:21 PM
trans-1,2-Dichloroethene	<0.00112	0.00112	0.00561		mg/Kg-dry	1	10/26/10 09:21 PM
trans-1,3-Dichloropropene	<0.00112	0.00112	0.00561		mg/Kg-dry	1	10/26/10 09:21 PM
Trichloroethene	<0.00112	0.00112	0.00561		mg/Kg-dry	1	10/26/10 09:21 PM
Trichlorofluoromethane	<0.00561	0.00561	0.0168		mg/Kg-dry	1	10/26/10 09:21 PM
Vinyl chloride	<0.00112	0.00112	0.00561		mg/Kg-dry	1	10/26/10 09:21 PM
Surr: 1,2-Dichloroethane-d4	76.9	0	52 - 149		%REC	1	10/26/10 09:21 PM
Surr: 4-Bromofluorobenzene	96.5	0	84 - 118		%REC	1	10/26/10 09:21 PM
Surr: Dibromofluoromethane	85.8	0	65 - 135		%REC	1	10/26/10 09:21 PM
Surr: Toluene-d8	95.6	0	84 - 116		%REC	1	10/26/10 09:21 PM
Percent Moisture		**D2216**					**Analyst: JCG**
Percent Moisture	17.5	0	0		WT%	1	10/28/10 04:30 PM

Qualifiers:		See Final Page of Report for MQLs and MDLs	J	Analyte detected between SDL and RL
	B	Analyte detected in the associated Method Blank	N	Parameter not NELAC certified
	C	Sample Result or QC discussed in the Case Narrative	ND	Not Detected at the SDL
	DF	Dilution Factor	RL	Reporting Limit (MQL adjusted for moisture and sample size)
	E	TPH pattern not Gas or Diesel Range Pattern	S	Spike Recovery outside control limits
			SDL	Sample Detection Limit

DHL Analytical

Date: 11/01/10

CLIENT:	Geo Strata Environmental Consultants	Client Sample ID:	SO-FD-05
Project:	Hillcrest CEI	Lab ID:	1010167-11
Project No:	760-SL11	Collection Date:	10/21/10 12:00 PM
Lab Order:	1010167	Matrix:	Soil

Analyses	Result	SDL	RL	Qual	Units	DF	Date Analyzed
Tx1005 TPH Soil		TX1005					Analyst: AV
T/R Hydrocarbons: C6-C12	<6.55	6.55	18.7		mg/Kg-dry	1	10/25/10 11:15 AM
T/R Hydrocarbons: >C12-C28	<6.55	6.55	18.7		mg/Kg-dry	1	10/25/10 11:15 AM
T/R Hydrocarbons: >C28-C35	<6.55	6.55	18.7		mg/Kg-dry	1	10/25/10 11:15 AM
T/R Hydrocarbons: C6-C35	<6.55	6.55	18.7		mg/Kg-dry	1	10/25/10 11:15 AM
Surr: Isopropylbenzene	92.6	0	70 - 130		%REC	1	10/25/10 11:15 AM
Surr: Octacosane	98.7	0	70 - 130		%REC	1	10/25/10 11:15 AM
PAHs: GC/MS		SW8270C					Analyst: DO
Acenaphthene	<0.0232	0.0232	0.0580		mg/Kg-dry	1	10/28/10 01:22 PM
Acenaphthylene	<0.0116	0.0116	0.0580		mg/Kg-dry	1	10/28/10 01:22 PM
Anthracene	<0.0116	0.0116	0.0580		mg/Kg-dry	1	10/28/10 01:22 PM
Benzo[a]anthracene	<0.0232	0.0232	0.0580		mg/Kg-dry	1	10/28/10 01:22 PM
Benzo[a]pyrene	<0.0348	0.0348	0.0580		mg/Kg-dry	1	10/28/10 01:22 PM
Benzo[b]fluoranthene	<0.0232	0.0232	0.0580		mg/Kg-dry	1	10/28/10 01:22 PM
Benzo[g,h,i]perylene	<0.0232	0.0232	0.0580		mg/Kg-dry	1	10/28/10 01:22 PM
Benzo[k]fluoranthene	<0.0348	0.0348	0.0580		mg/Kg-dry	1	10/28/10 01:22 PM
Chrysene	<0.0232	0.0232	0.0580		mg/Kg-dry	1	10/28/10 01:22 PM
Dibenz[a,h]anthracene	<0.0232	0.0232	0.0580		mg/Kg-dry	1	10/28/10 01:22 PM
Fluoranthene	<0.0116	0.0116	0.0580		mg/Kg-dry	1	10/28/10 01:22 PM
Fluorene	<0.0116	0.0116	0.0580		mg/Kg-dry	1	10/28/10 01:22 PM
Indeno[1,2,3-cd]pyrene	<0.0116	0.0116	0.0580		mg/Kg-dry	1	10/28/10 01:22 PM
Naphthalene	<0.0116	0.0116	0.0580		mg/Kg-dry	1	10/28/10 01:22 PM
Phenanthrene	<0.0116	0.0116	0.0580		mg/Kg-dry	1	10/28/10 01:22 PM
Pyrene	<0.0232	0.0232	0.0580		mg/Kg-dry	1	10/28/10 01:22 PM
Surr: 2-Fluorobiphenyl	63.7	0	40 - 140		%REC	1	10/28/10 01:22 PM
Surr: 4-Terphenyl-d14	77.9	0	40 - 140		%REC	1	10/28/10 01:22 PM
Volatiles by 8260/5035 GC/MS		SW8260B					Analyst: AJR
1,1,1-Trichloroethane	<0.00107	0.00107	0.00533		mg/Kg-dry	1	10/26/10 09:55 PM
1,1,2,2-Tetrachloroethane	<0.00107	0.00107	0.00533		mg/Kg-dry	1	10/26/10 09:55 PM
1,1,2-Trichloroethane	<0.00107	0.00107	0.00533		mg/Kg-dry	1	10/26/10 09:55 PM
1,1,2-Trichlorotrifluoroethane	<0.00533	0.00533	0.0160		mg/Kg-dry	1	10/26/10 09:55 PM
1,1-Dichloroethane	<0.00107	0.00107	0.00533		mg/Kg-dry	1	10/26/10 09:55 PM
1,1-Dichloroethene	<0.00107	0.00107	0.00533		mg/Kg-dry	1	10/26/10 09:55 PM
1,2,4-Trichlorobenzene	<0.00107	0.00107	0.00533		mg/Kg-dry	1	10/26/10 09:55 PM
1,2-Dibromo-3-chloropropane	<0.00107	0.00107	0.00533		mg/Kg-dry	1	10/26/10 09:55 PM
1,2-Dibromoethane	<0.00107	0.00107	0.00533		mg/Kg-dry	1	10/26/10 09:55 PM
1,2-Dichlorobenzene	<0.00107	0.00107	0.00533		mg/Kg-dry	1	10/26/10 09:55 PM
1,2-Dichloroethane	<0.00107	0.00107	0.00533		mg/Kg-dry	1	10/26/10 09:55 PM
1,2-Dichloropropane	<0.00107	0.00107	0.00533		mg/Kg-dry	1	10/26/10 09:55 PM
1,3-Dichlorobenzene	<0.00107	0.00107	0.00533		mg/Kg-dry	1	10/26/10 09:55 PM
1,4-Dichlorobenzene	<0.00107	0.00107	0.00533		mg/Kg-dry	1	10/26/10 09:55 PM
2-Butanone	<0.00533	0.00533	0.0160		mg/Kg-dry	1	10/26/10 09:55 PM
2-Hexanone	<0.00533	0.00533	0.0160		mg/Kg-dry	1	10/26/10 09:55 PM
4-Methyl-2-pentanone	<0.00533	0.00533	0.0160		mg/Kg-dry	1	10/26/10 09:55 PM
Acetone	<0.0160	0.0160	0.0533		mg/Kg-dry	1	10/26/10 09:55 PM

Qualifiers:

	See Final Page of Report for MQLs and MDLs	J	Analyte detected between SDL and RL
B	Analyte detected in the associated Method Blank	N	Parameter not NELAC certified
C	Sample Result or QC discussed in the Case Narrative	ND	Not Detected at the SDL
DF	Dilution Factor	RL	Reporting Limit (MQL adjusted for moisture and sample size)
E	TPH pattern not Gas or Diesel Range Pattern	S	Spike Recovery outside control limits
		SDL	Sample Detection Limit

DHL Analytical

Date: 11/01/10

CLIENT:	Geo Strata Environmental Consultants	Client Sample ID:	SO-FD-05
Project:	Hillcrest CEI	Lab ID:	1010167-11
Project No:	760-SL11	Collection Date:	10/21/10 12:00 PM
Lab Order:	1010167	Matrix:	Soil

Analyses	Result	SDL	RL	Qual	Units	DF	Date Analyzed
Benzene	<0.00107	0.00107	0.00533		mg/Kg-dry	1	10/26/10 09:55 PM
Bromodichloromethane	<0.00107	0.00107	0.00533		mg/Kg-dry	1	10/26/10 09:55 PM
Bromoform	<0.00107	0.00107	0.00533		mg/Kg-dry	1	10/26/10 09:55 PM
Bromomethane	<0.00107	0.00107	0.00533		mg/Kg-dry	1	10/26/10 09:55 PM
Carbon disulfide	<0.00107	0.00107	0.00533		mg/Kg-dry	1	10/26/10 09:55 PM
Carbon tetrachloride	<0.00107	0.00107	0.00533		mg/Kg-dry	1	10/26/10 09:55 PM
Chlorobenzene	<0.00107	0.00107	0.00533		mg/Kg-dry	1	10/26/10 09:55 PM
Chloroethane	<0.00107	0.00107	0.00533		mg/Kg-dry	1	10/26/10 09:55 PM
Chloroform	<0.00107	0.00107	0.00533		mg/Kg-dry	1	10/26/10 09:55 PM
Chloromethane	<0.00107	0.00107	0.00533		mg/Kg-dry	1	10/26/10 09:55 PM
cis-1,2-Dichloroethene	<0.00107	0.00107	0.00533		mg/Kg-dry	1	10/26/10 09:55 PM
cis-1,3-Dichloropropene	<0.00107	0.00107	0.00533		mg/Kg-dry	1	10/26/10 09:55 PM
Cyclohexane	<0.00533	0.00533	0.0160	N	mg/Kg-dry	1	10/26/10 09:55 PM
Dibromochloromethane	<0.00107	0.00107	0.00533		mg/Kg-dry	1	10/26/10 09:55 PM
Dichlorodifluoromethane	<0.00107	0.00107	0.00533		mg/Kg-dry	1	10/26/10 09:55 PM
Ethylbenzene	<0.00107	0.00107	0.00533		mg/Kg-dry	1	10/26/10 09:55 PM
Isopropylbenzene	<0.00107	0.00107	0.00533		mg/Kg-dry	1	10/26/10 09:55 PM
m,p-Xylene	<0.00107	0.00107	0.00533		mg/Kg-dry	1	10/26/10 09:55 PM
Methyl Acetate	<0.00533	0.00533	0.0160		mg/Kg-dry	1	10/26/10 09:55 PM
Methyl tert-butyl ether	<0.00107	0.00107	0.00533		mg/Kg-dry	1	10/26/10 09:55 PM
Methylcyclohexane	<0.00533	0.00533	0.0160		mg/Kg-dry	1	10/26/10 09:55 PM
Methylene chloride	<0.00533	0.00533	0.00533		mg/Kg-dry	1	10/26/10 09:55 PM
o-Xylene	<0.00107	0.00107	0.00533		mg/Kg-dry	1	10/26/10 09:55 PM
Styrene	<0.00107	0.00107	0.00533		mg/Kg-dry	1	10/26/10 09:55 PM
Tetrachloroethene	<0.00107	0.00107	0.00533		mg/Kg-dry	1	10/26/10 09:55 PM
Toluene	<0.00107	0.00107	0.00533		mg/Kg-dry	1	10/26/10 09:55 PM
trans-1,2-Dichloroethene	<0.00107	0.00107	0.00533		mg/Kg-dry	1	10/26/10 09:55 PM
trans-1,3-Dichloropropene	<0.00107	0.00107	0.00533		mg/Kg-dry	1	10/26/10 09:55 PM
Trichloroethene	<0.00107	0.00107	0.00533		mg/Kg-dry	1	10/26/10 09:55 PM
Trichlorofluoromethane	<0.00533	0.00533	0.0160		mg/Kg-dry	1	10/26/10 09:55 PM
Vinyl chloride	<0.00107	0.00107	0.00533		mg/Kg-dry	1	10/26/10 09:55 PM
Surr: 1,2-Dichloroethane-d4	89.4	0	52 - 149		%REC	1	10/26/10 09:55 PM
Surr: 4-Bromofluorobenzene	95.2	0	84 - 118		%REC	1	10/26/10 09:55 PM
Surr: Dibromofluoromethane	87.8	0	65 - 135		%REC	1	10/26/10 09:55 PM
Surr: Toluene-d8	93.7	0	84 - 116		%REC	1	10/26/10 09:55 PM
Percent Moisture		**D2216**					**Analyst: JCG**
Percent Moisture	17.9	0	0		WT%	1	10/28/10 04:30 PM

Qualifiers:		See Final Page of Report for MQLs and MDLs	J	Analyte detected between SDL and RL
	B	Analyte detected in the associated Method Blank	N	Parameter not NELAC certified
	C	Sample Result or QC discussed in the Case Narrative	ND	Not Detected at the SDL
	DF	Dilution Factor	RL	Reporting Limit (MQL adjusted for moisture and sample size)
	E	TPH pattern not Gas or Diesel Range Pattern	S	Spike Recovery outside control limits
			SDL	Sample Detection Limit

DHL Analytical

Date: 11/01/10

CLIENT:	Geo Strata Environmental Consultants	Client Sample ID:	Trip Blank
Project:	Hillcrest CEI	Lab ID:	1010167-12
Project No:	760-SL11	Collection Date:	10/21/10
Lab Order:	1010167	Matrix:	Trip Blank

Analyses	Result	SDL	RL	Qual	Units	DF	Date Analyzed
8260 Water Volatiles by GC/MS		SW8260B					Analyst: AJR
1,1,1-Trichloroethane	<0.000200	0.000200	0.00100		mg/L	1	10/26/10 02:01 PM
1,1,2,2-Tetrachloroethane	<0.000200	0.000200	0.00100		mg/L	1	10/26/10 02:01 PM
1,1,2-Trichloroethane	<0.000200	0.000200	0.00100		mg/L	1	10/26/10 02:01 PM
1,1,2-Trichlorotrifluoroethane	<0.00500	0.00500	0.0150		mg/L	1	10/26/10 02:01 PM
1,1-Dichloroethane	<0.000200	0.000200	0.00100		mg/L	1	10/26/10 02:01 PM
1,1-Dichloroethene	<0.000200	0.000200	0.00100		mg/L	1	10/26/10 02:01 PM
1,2,4-Trichlorobenzene	<0.00150	0.00150	0.00500		mg/L	1	10/26/10 02:01 PM
1,2-Dibromo-3-chloropropane	<0.00300	0.00300	0.0100		mg/L	1	10/26/10 02:01 PM
1,2-Dibromoethane	<0.000200	0.000200	0.00100		mg/L	1	10/26/10 02:01 PM
1,2-Dichlorobenzene	<0.000300	0.000300	0.00100		mg/L	1	10/26/10 02:01 PM
1,2-Dichloroethane	<0.000300	0.000300	0.00100		mg/L	1	10/26/10 02:01 PM
1,2-Dichloropropane	<0.000200	0.000200	0.00100		mg/L	1	10/26/10 02:01 PM
1,3-Dichlorobenzene	<0.000300	0.000300	0.00100		mg/L	1	10/26/10 02:01 PM
1,4-Dichlorobenzene	<0.000300	0.000300	0.00100		mg/L	1	10/26/10 02:01 PM
2-Butanone	<0.00500	0.00500	0.0150		mg/L	1	10/26/10 02:01 PM
2-Hexanone	<0.00500	0.00500	0.0150		mg/L	1	10/26/10 02:01 PM
4-Methyl-2-pentanone	<0.00500	0.00500	0.0150		mg/L	1	10/26/10 02:01 PM
Acetone	<0.00500	0.00500	0.0150		mg/L	1	10/26/10 02:01 PM
Benzene	<0.000200	0.000200	0.00100		mg/L	1	10/26/10 02:01 PM
Bromodichloromethane	<0.000200	0.000200	0.00100		mg/L	1	10/26/10 02:01 PM
Bromoform	<0.000200	0.000200	0.00100		mg/L	1	10/26/10 02:01 PM
Bromomethane	<0.000300	0.000300	0.00100		mg/L	1	10/26/10 02:01 PM
Carbon disulfide	<0.00500	0.00500	0.0150		mg/L	1	10/26/10 02:01 PM
Carbon tetrachloride	<0.000200	0.000200	0.00100		mg/L	1	10/26/10 02:01 PM
Chlorobenzene	<0.000200	0.000200	0.00100		mg/L	1	10/26/10 02:01 PM
Chloroethane	<0.000300	0.000300	0.00100		mg/L	1	10/26/10 02:01 PM
Chloroform	<0.000300	0.000300	0.00100		mg/L	1	10/26/10 02:01 PM
Chloromethane	<0.000300	0.000300	0.00100		mg/L	1	10/26/10 02:01 PM
cis-1,2-Dichloroethene	<0.000200	0.000200	0.00100		mg/L	1	10/26/10 02:01 PM
cis-1,3-Dichloropropene	<0.000200	0.000200	0.00100		mg/L	1	10/26/10 02:01 PM
Cyclohexane	<0.00500	0.00500	0.0150	N	mg/L	1	10/26/10 02:01 PM
Dibromochloromethane	<0.000200	0.000200	0.00100		mg/L	1	10/26/10 02:01 PM
Dichlorodifluoromethane	<0.000200	0.000200	0.00100		mg/L	1	10/26/10 02:01 PM
Ethylbenzene	<0.000300	0.000300	0.00100		mg/L	1	10/26/10 02:01 PM
Isopropylbenzene	<0.000200	0.000200	0.00100		mg/L	1	10/26/10 02:01 PM
m,p-Xylene	<0.000600	0.000600	0.00200		mg/L	1	10/26/10 02:01 PM
Methyl Acetate	<0.00500	0.00500	0.0150		mg/L	1	10/26/10 02:01 PM
Methyl tert-butyl ether	<0.000300	0.000300	0.00100		mg/L	1	10/26/10 02:01 PM
Methylcyclohexane	<0.00500	0.00500	0.0150		mg/L	1	10/26/10 02:01 PM
Methylene chloride	<0.00250	0.00250	0.00250		mg/L	1	10/26/10 02:01 PM
o-Xylene	<0.000300	0.000300	0.00100		mg/L	1	10/26/10 02:01 PM
Styrene	<0.000200	0.000200	0.00100		mg/L	1	10/26/10 02:01 PM
Tetrachloroethene	<0.000600	0.000600	0.00200		mg/L	1	10/26/10 02:01 PM
Toluene	<0.000600	0.000600	0.00200		mg/L	1	10/26/10 02:01 PM

Qualifiers: See Final Page of Report for MQLs and MDLs

B	Analyte detected in the associated Method Blank	J	Analyte detected between SDL and RL
C	Sample Result or QC discussed in the Case Narrative	N	Parameter not NELAC certified
DF	Dilution Factor	ND	Not Detected at the SDL
E	TPH pattern not Gas or Diesel Range Pattern	RL	Reporting Limit (MQL adjusted for moisture and sample size)
		S	Spike Recovery outside control limits
		SDL	Sample Detection Limit

DHL Analytical

Date: 11/01/10

CLIENT:	Geo Strata Environmental Consultants	Client Sample ID:	Trip Blank
Project:	Hillcrest CEI	Lab ID:	1010167-12
Project No:	760-SL11	Collection Date:	10/21/10
Lab Order:	1010167	Matrix:	Trip Blank

Analyses	Result	SDL	RL	Qual	Units	DF	Date Analyzed
trans-1,2-Dichloroethene	<0.000200	0.000200	0.00100		mg/L	1	10/26/10 02:01 PM
trans-1,3-Dichloropropene	<0.000200	0.000200	0.00100		mg/L	1	10/26/10 02:01 PM
Trichloroethene	<0.000600	0.000600	0.00200		mg/L	1	10/26/10 02:01 PM
Trichlorofluoromethane	<0.000200	0.000200	0.00100		mg/L	1	10/26/10 02:01 PM
Vinyl chloride	<0.000100	0.000100	0.00100		mg/L	1	10/26/10 02:01 PM
Surr: 1,2-Dichloroethane-d4	91.4	0	72 - 119		%REC	1	10/26/10 02:01 PM
Surr: 4-Bromofluorobenzene	95.1	0	76 - 119		%REC	1	10/26/10 02:01 PM
Surr: Dibromofluoromethane	93.3	0	85 - 115		%REC	1	10/26/10 02:01 PM
Surr: Toluene-d8	102	0	81 - 120		%REC	1	10/26/10 02:01 PM

Qualifiers:

	See Final Page of Report for MQLs and MDLs	J	Analyte detected between SDL and RL
B	Analyte detected in the associated Method Blank	N	Parameter not NELAC certified
C	Sample Result or QC discussed in the Case Narrative	ND	Not Detected at the SDL
DF	Dilution Factor	RL	Reporting Limit (MQL adjusted for moisture and sample size)
E	TPH pattern not Gas or Diesel Range Pattern	S	Spike Recovery outside control limits
		SDL	Sample Detection Limit

DHL Analytical

Date: 11/01/10

CLIENT:	Geo Strata Environmental Consultants	Client Sample ID:	SO-SB2-01
Project:	Hillcrest CEI	Lab ID:	1010167-13
Project No:	760-SL11	Collection Date:	10/21/10 08:24 AM
Lab Order:	1010167	Matrix:	Soil

Analyses	Result	SDL	RL	Qual	Units	DF	Date Analyzed
Tx1005 TPH Soil		TX1005					Analyst: AV
T/R Hydrocarbons: C6-C12	<10.1	10.1	28.8		mg/Kg-dry	1	10/25/10 11:24 AM
T/R Hydrocarbons: >C12-C28	<10.1	10.1	28.8		mg/Kg-dry	1	10/25/10 11:24 AM
T/R Hydrocarbons: >C28-C35	<10.1	10.1	28.8		mg/Kg-dry	1	10/25/10 11:24 AM
T/R Hydrocarbons: C6-C35	<10.1	10.1	28.8		mg/Kg-dry	1	10/25/10 11:24 AM
Surr: Isopropylbenzene	89.7	0	70 - 130		%REC	1	10/25/10 11:24 AM
Surr: Octacosane	100	0	70 - 130		%REC	1	10/25/10 11:24 AM
PAHs: GC/MS		SW8270C					Analyst: DO
Acenaphthene	<0.0217	0.0217	0.0543		mg/Kg-dry	1	10/28/10 02:06 AM
Acenaphthylene	<0.0109	0.0109	0.0543		mg/Kg-dry	1	10/28/10 02:06 AM
Anthracene	<0.0109	0.0109	0.0543		mg/Kg-dry	1	10/28/10 02:06 AM
Benzo[a]anthracene	<0.0217	0.0217	0.0543		mg/Kg-dry	1	10/28/10 02:06 AM
Benzo[a]pyrene	<0.0326	0.0326	0.0543		mg/Kg-dry	1	10/28/10 02:06 AM
Benzo[b]fluoranthene	<0.0217	0.0217	0.0543		mg/Kg-dry	1	10/28/10 02:06 AM
Benzo[g,h,i]perylene	<0.0217	0.0217	0.0543		mg/Kg-dry	1	10/28/10 02:06 AM
Benzo[k]fluoranthene	<0.0326	0.0326	0.0543		mg/Kg-dry	1	10/28/10 02:06 AM
Chrysene	<0.0217	0.0217	0.0543		mg/Kg-dry	1	10/28/10 02:06 AM
Dibenz[a,h]anthracene	<0.0217	0.0217	0.0543		mg/Kg-dry	1	10/28/10 02:06 AM
Fluoranthene	<0.0109	0.0109	0.0543		mg/Kg-dry	1	10/28/10 02:06 AM
Fluorene	<0.0109	0.0109	0.0543		mg/Kg-dry	1	10/28/10 02:06 AM
Indeno[1,2,3-cd]pyrene	<0.0109	0.0109	0.0543		mg/Kg-dry	1	10/28/10 02:06 AM
Naphthalene	<0.0109	0.0109	0.0543		mg/Kg-dry	1	10/28/10 02:06 AM
Phenanthrene	<0.0109	0.0109	0.0543		mg/Kg-dry	1	10/28/10 02:06 AM
Pyrene	<0.0217	0.0217	0.0543		mg/Kg-dry	1	10/28/10 02:06 AM
Surr: 2-Fluorobiphenyl	58.4	0	40 - 140		%REC	1	10/28/10 02:06 AM
Surr: 4-Terphenyl-d14	73.7	0	40 - 140		%REC	1	10/28/10 02:06 AM
Volatiles by 8260/5035 GC/MS		SW8260B					Analyst: AJR
1,1,1-Trichloroethane	<0.00137	0.00137	0.00684		mg/Kg-dry	1	10/25/10 01:18 PM
1,1,2,2-Tetrachloroethane	<0.00137	0.00137	0.00684		mg/Kg-dry	1	10/25/10 01:18 PM
1,1,2-Trichloroethane	<0.00137	0.00137	0.00684		mg/Kg-dry	1	10/25/10 01:18 PM
1,1,2-Trichlorotrifluoroethane	<0.00684	0.00684	0.0205		mg/Kg-dry	1	10/25/10 01:18 PM
1,1-Dichloroethane	<0.00137	0.00137	0.00684		mg/Kg-dry	1	10/25/10 01:18 PM
1,1-Dichloroethene	<0.00137	0.00137	0.00684		mg/Kg-dry	1	10/25/10 01:18 PM
1,2,4-Trichlorobenzene	<0.00137	0.00137	0.00684		mg/Kg-dry	1	10/25/10 01:18 PM
1,2-Dibromo-3-chloropropane	<0.00137	0.00137	0.00684		mg/Kg-dry	1	10/25/10 01:18 PM
1,2-Dibromoethane	<0.00137	0.00137	0.00684		mg/Kg-dry	1	10/25/10 01:18 PM
1,2-Dichlorobenzene	<0.00137	0.00137	0.00684		mg/Kg-dry	1	10/25/10 01:18 PM
1,2-Dichloroethane	<0.00137	0.00137	0.00684		mg/Kg-dry	1	10/25/10 01:18 PM
1,2-Dichloropropane	<0.00137	0.00137	0.00684		mg/Kg-dry	1	10/25/10 01:18 PM
1,3-Dichlorobenzene	<0.00137	0.00137	0.00684		mg/Kg-dry	1	10/25/10 01:18 PM
1,4-Dichlorobenzene	<0.00137	0.00137	0.00684		mg/Kg-dry	1	10/25/10 01:18 PM
2-Butanone	<0.00684	0.00684	0.0205		mg/Kg-dry	1	10/25/10 01:18 PM
2-Hexanone	<0.00684	0.00684	0.0205		mg/Kg-dry	1	10/25/10 01:18 PM
4-Methyl-2-pentanone	<0.00684	0.00684	0.0205		mg/Kg-dry	1	10/25/10 01:18 PM
Acetone	0.587	0.0205	0.0684		mg/Kg-dry	1	10/25/10 01:18 PM

Qualifiers: See Final Page of Report for MQLs and MDLs

B	Analyte detected in the associated Method Blank	J	Analyte detected between SDL and RL
C	Sample Result or QC discussed in the Case Narrative	N	Parameter not NELAC certified
DF	Dilution Factor	ND	Not Detected at the SDL
E	TPH pattern not Gas or Diesel Range Pattern	RL	Reporting Limit (MQL adjusted for moisture and sample size)
		S	Spike Recovery outside control limits
		SDL	Sample Detection Limit

DHL Analytical

Date: 11/01/10

CLIENT:	Geo Strata Environmental Consultants	Client Sample ID:	SO-SB2-01
Project:	Hillcrest CEI	Lab ID:	1010167-13
Project No:	760-SL11	Collection Date:	10/21/10 08:24 AM
Lab Order:	1010167	Matrix:	Soil

Analyses	Result	SDL	RL	Qual	Units	DF	Date Analyzed
Benzene	<0.00137	0.00137	0.00684		mg/Kg-dry	1	10/25/10 01:18 PM
Bromodichloromethane	<0.00137	0.00137	0.00684		mg/Kg-dry	1	10/25/10 01:18 PM
Bromoform	<0.00137	0.00137	0.00684		mg/Kg-dry	1	10/25/10 01:18 PM
Bromomethane	<0.00137	0.00137	0.00684		mg/Kg-dry	1	10/25/10 01:18 PM
Carbon disulfide	<0.00137	0.00137	0.00684		mg/Kg-dry	1	10/25/10 01:18 PM
Carbon tetrachloride	<0.00137	0.00137	0.00684		mg/Kg-dry	1	10/25/10 01:18 PM
Chlorobenzene	<0.00137	0.00137	0.00684		mg/Kg-dry	1	10/25/10 01:18 PM
Chloroethane	<0.00137	0.00137	0.00684		mg/Kg-dry	1	10/25/10 01:18 PM
Chloroform	<0.00137	0.00137	0.00684		mg/Kg-dry	1	10/25/10 01:18 PM
Chloromethane	<0.00137	0.00137	0.00684		mg/Kg-dry	1	10/25/10 01:18 PM
cis-1,2-Dichloroethene	<0.00137	0.00137	0.00684		mg/Kg-dry	1	10/25/10 01:18 PM
cis-1,3-Dichloropropene	<0.00137	0.00137	0.00684		mg/Kg-dry	1	10/25/10 01:18 PM
Cyclohexane	<0.00684	0.00684	0.0205	N	mg/Kg-dry	1	10/25/10 01:18 PM
Dibromochloromethane	<0.00137	0.00137	0.00684		mg/Kg-dry	1	10/25/10 01:18 PM
Dichlorodifluoromethane	<0.00137	0.00137	0.00684		mg/Kg-dry	1	10/25/10 01:18 PM
Ethylbenzene	<0.00137	0.00137	0.00684		mg/Kg-dry	1	10/25/10 01:18 PM
Isopropylbenzene	<0.00137	0.00137	0.00684		mg/Kg-dry	1	10/25/10 01:18 PM
m,p-Xylene	<0.00137	0.00137	0.00684		mg/Kg-dry	1	10/25/10 01:18 PM
Methyl Acetate	<0.00684	0.00684	0.0205		mg/Kg-dry	1	10/25/10 01:18 PM
Methyl tert-butyl ether	<0.00137	0.00137	0.00684		mg/Kg-dry	1	10/25/10 01:18 PM
Methylcyclohexane	<0.00684	0.00684	0.0205		mg/Kg-dry	1	10/25/10 01:18 PM
Methylene chloride	<0.00684	0.00684	0.00684		mg/Kg-dry	1	10/25/10 01:18 PM
o-Xylene	<0.00137	0.00137	0.00684		mg/Kg-dry	1	10/25/10 01:18 PM
Styrene	<0.00137	0.00137	0.00684		mg/Kg-dry	1	10/25/10 01:18 PM
Tetrachloroethene	<0.00137	0.00137	0.00684		mg/Kg-dry	1	10/25/10 01:18 PM
Toluene	<0.00137	0.00137	0.00684		mg/Kg-dry	1	10/25/10 01:18 PM
trans-1,2-Dichloroethene	<0.00137	0.00137	0.00684		mg/Kg-dry	1	10/25/10 01:18 PM
trans-1,3-Dichloropropene	<0.00137	0.00137	0.00684		mg/Kg-dry	1	10/25/10 01:18 PM
Trichloroethene	<0.00137	0.00137	0.00684		mg/Kg-dry	1	10/25/10 01:18 PM
Trichlorofluoromethane	<0.00684	0.00684	0.0205		mg/Kg-dry	1	10/25/10 01:18 PM
Vinyl chloride	<0.00137	0.00137	0.00684		mg/Kg-dry	1	10/25/10 01:18 PM
Surr: 1,2-Dichloroethane-d4	131	0	52 - 149		%REC	1	10/25/10 01:18 PM
Surr: 4-Bromofluorobenzene	107	0	84 - 118		%REC	1	10/25/10 01:18 PM
Surr: Dibromofluoromethane	102	0	65 - 135		%REC	1	10/25/10 01:18 PM
Surr: Toluene-d8	103	0	84 - 116		%REC	1	10/25/10 01:18 PM
Percent Moisture		**D2216**					**Analyst: JCG**
Percent Moisture	16.2	0	0		WT%	1	10/28/10 04:30 PM

Qualifiers:		See Final Page of Report for MQLs and MDLs	J	Analyte detected between SDL and RL
	B	Analyte detected in the associated Method Blank	N	Parameter not NELAC certified
	C	Sample Result or QC discussed in the Case Narrative	ND	Not Detected at the SDL
	DF	Dilution Factor	RL	Reporting Limit (MQL adjusted for moisture and sample size)
	E	TPH pattern not Gas or Diesel Range Pattern	S	Spike Recovery outside control limits
			SDL	Sample Detection Limit

DHL Analytical

Date: 11/01/10

CLIENT:	Geo Strata Environmental Consultants	Client Sample ID:	SO-SB2-02
Project:	Hillcrest CEI	Lab ID:	1010167-14
Project No:	760-SL11	Collection Date:	10/21/10 08:32 AM
Lab Order:	1010167	Matrix:	Soil

Analyses	Result	SDL	RL	Qual	Units	DF	Date Analyzed
Tx1005 TPH Soil		TX1005					Analyst: AV
T/R Hydrocarbons: C6-C12	<8.57	8.57	24.5		mg/Kg-dry	1	10/25/10 11:51 AM
T/R Hydrocarbons: >C12-C28	<8.57	8.57	24.5		mg/Kg-dry	1	10/25/10 11:51 AM
T/R Hydrocarbons: >C28-C35	<8.57	8.57	24.5		mg/Kg-dry	1	10/25/10 11:51 AM
T/R Hydrocarbons: C6-C35	<8.57	8.57	24.5		mg/Kg-dry	1	10/25/10 11:51 AM
Surr: Isopropylbenzene	94.1	0	70 - 130		%REC	1	10/25/10 11:51 AM
Surr: Octacosane	98.8	0	70 - 130		%REC	1	10/25/10 11:51 AM
PAHs: GC/MS		SW8270C					Analyst: DO
Acenaphthene	<0.0237	0.0237	0.0592		mg/Kg-dry	1	10/28/10 01:52 PM
Acenaphthylene	<0.0118	0.0118	0.0592		mg/Kg-dry	1	10/28/10 01:52 PM
Anthracene	<0.0118	0.0118	0.0592		mg/Kg-dry	1	10/28/10 01:52 PM
Benzo[a]anthracene	<0.0237	0.0237	0.0592		mg/Kg-dry	1	10/28/10 01:52 PM
Benzo[a]pyrene	<0.0355	0.0355	0.0592		mg/Kg-dry	1	10/28/10 01:52 PM
Benzo[b]fluoranthene	<0.0237	0.0237	0.0592		mg/Kg-dry	1	10/28/10 01:52 PM
Benzo[g,h,i]perylene	<0.0237	0.0237	0.0592		mg/Kg-dry	1	10/28/10 01:52 PM
Benzo[k]fluoranthene	<0.0355	0.0355	0.0592		mg/Kg-dry	1	10/28/10 01:52 PM
Chrysene	<0.0237	0.0237	0.0592		mg/Kg-dry	1	10/28/10 01:52 PM
Dibenz[a,h]anthracene	<0.0237	0.0237	0.0592		mg/Kg-dry	1	10/28/10 01:52 PM
Fluoranthene	<0.0118	0.0118	0.0592		mg/Kg-dry	1	10/28/10 01:52 PM
Fluorene	<0.0118	0.0118	0.0592		mg/Kg-dry	1	10/28/10 01:52 PM
Indeno[1,2,3-cd]pyrene	<0.0118	0.0118	0.0592		mg/Kg-dry	1	10/28/10 01:52 PM
Naphthalene	<0.0118	0.0118	0.0592		mg/Kg-dry	1	10/28/10 01:52 PM
Phenanthrene	<0.0118	0.0118	0.0592		mg/Kg-dry	1	10/28/10 01:52 PM
Pyrene	<0.0237	0.0237	0.0592		mg/Kg-dry	1	10/28/10 01:52 PM
Surr: 2-Fluorobiphenyl	60.6	0	40 - 140		%REC	1	10/28/10 01:52 PM
Surr: 4-Terphenyl-d14	74.8	0	40 - 140		%REC	1	10/28/10 01:52 PM
Volatiles by 8260/5035 GC/MS		SW8260B					Analyst: AJR
1,1,1-Trichloroethane	<0.00110	0.00110	0.00552		mg/Kg-dry	1	10/25/10 06:55 PM
1,1,2,2-Tetrachloroethane	<0.00110	0.00110	0.00552		mg/Kg-dry	1	10/25/10 06:55 PM
1,1,2-Trichloroethane	<0.00110	0.00110	0.00552		mg/Kg-dry	1	10/25/10 06:55 PM
1,1,2-Trichlorotrifluoroethane	<0.00552	0.00552	0.0166		mg/Kg-dry	1	10/25/10 06:55 PM
1,1-Dichloroethane	<0.00110	0.00110	0.00552		mg/Kg-dry	1	10/25/10 06:55 PM
1,1-Dichloroethene	<0.00110	0.00110	0.00552		mg/Kg-dry	1	10/25/10 06:55 PM
1,2,4-Trichlorobenzene	<0.00110	0.00110	0.00552		mg/Kg-dry	1	10/25/10 06:55 PM
1,2-Dibromo-3-chloropropane	<0.00110	0.00110	0.00552		mg/Kg-dry	1	10/25/10 06:55 PM
1,2-Dibromoethane	<0.00110	0.00110	0.00552		mg/Kg-dry	1	10/25/10 06:55 PM
1,2-Dichlorobenzene	<0.00110	0.00110	0.00552		mg/Kg-dry	1	10/25/10 06:55 PM
1,2-Dichloroethane	<0.00110	0.00110	0.00552		mg/Kg-dry	1	10/25/10 06:55 PM
1,2-Dichloropropane	<0.00110	0.00110	0.00552		mg/Kg-dry	1	10/25/10 06:55 PM
1,3-Dichlorobenzene	<0.00110	0.00110	0.00552		mg/Kg-dry	1	10/25/10 06:55 PM
1,4-Dichlorobenzene	<0.00110	0.00110	0.00552		mg/Kg-dry	1	10/25/10 06:55 PM
2-Butanone	<0.00552	0.00552	0.0166		mg/Kg-dry	1	10/25/10 06:55 PM
2-Hexanone	<0.00552	0.00552	0.0166		mg/Kg-dry	1	10/25/10 06:55 PM
4-Methyl-2-pentanone	<0.00552	0.00552	0.0166		mg/Kg-dry	1	10/25/10 06:55 PM
Acetone	0.109	0.0166	0.0552		mg/Kg-dry	1	10/25/10 06:55 PM

Qualifiers:

	See Final Page of Report for MQLs and MDLs	J	Analyte detected between SDL and RL
B	Analyte detected in the associated Method Blank	N	Parameter not NELAC certified
C	Sample Result or QC discussed in the Case Narrative	ND	Not Detected at the SDL
DF	Dilution Factor	RL	Reporting Limit (MQL adjusted for moisture and sample size)
E	TPH pattern not Gas or Diesel Range Pattern	S	Spike Recovery outside control limits
		SDL	Sample Detection Limit

DHL Analytical

Date: 11/01/10

CLIENT:	Geo Strata Environmental Consultants	Client Sample ID:	SO-SB2-02
Project:	Hillcrest CEI	Lab ID:	1010167-14
Project No:	760-SL11	Collection Date:	10/21/10 08:32 AM
Lab Order:	1010167	Matrix:	Soil

Analyses	Result	SDL	RL	Qual	Units	DF	Date Analyzed
Benzene	<0.00110	0.00110	0.00552		mg/Kg-dry	1	10/25/10 06:55 PM
Bromodichloromethane	<0.00110	0.00110	0.00552		mg/Kg-dry	1	10/25/10 06:55 PM
Bromoform	<0.00110	0.00110	0.00552		mg/Kg-dry	1	10/25/10 06:55 PM
Bromomethane	<0.00110	0.00110	0.00552		mg/Kg-dry	1	10/25/10 06:55 PM
Carbon disulfide	<0.00110	0.00110	0.00552		mg/Kg-dry	1	10/25/10 06:55 PM
Carbon tetrachloride	<0.00110	0.00110	0.00552		mg/Kg-dry	1	10/25/10 06:55 PM
Chlorobenzene	<0.00110	0.00110	0.00552		mg/Kg-dry	1	10/25/10 06:55 PM
Chloroethane	<0.00110	0.00110	0.00552		mg/Kg-dry	1	10/25/10 06:55 PM
Chloroform	<0.00110	0.00110	0.00552		mg/Kg-dry	1	10/25/10 06:55 PM
Chloromethane	<0.00110	0.00110	0.00552		mg/Kg-dry	1	10/25/10 06:55 PM
cis-1,2-Dichloroethene	<0.00110	0.00110	0.00552		mg/Kg-dry	1	10/25/10 06:55 PM
cis-1,3-Dichloropropene	<0.00110	0.00110	0.00552		mg/Kg-dry	1	10/25/10 06:55 PM
Cyclohexane	<0.00552	0.00552	0.0166	N	mg/Kg-dry	1	10/25/10 06:55 PM
Dibromochloromethane	<0.00110	0.00110	0.00552		mg/Kg-dry	1	10/25/10 06:55 PM
Dichlorodifluoromethane	<0.00110	0.00110	0.00552		mg/Kg-dry	1	10/25/10 06:55 PM
Ethylbenzene	<0.00110	0.00110	0.00552		mg/Kg-dry	1	10/25/10 06:55 PM
Isopropylbenzene	<0.00110	0.00110	0.00552		mg/Kg-dry	1	10/25/10 06:55 PM
m,p-Xylene	<0.00110	0.00110	0.00552		mg/Kg-dry	1	10/25/10 06:55 PM
Methyl Acetate	<0.00552	0.00552	0.0166		mg/Kg-dry	1	10/25/10 06:55 PM
Methyl tert-butyl ether	<0.00110	0.00110	0.00552		mg/Kg-dry	1	10/25/10 06:55 PM
Methylcyclohexane	<0.00552	0.00552	0.0166		mg/Kg-dry	1	10/25/10 06:55 PM
Methylene chloride	<0.00552	0.00552	0.00552		mg/Kg-dry	1	10/25/10 06:55 PM
o-Xylene	<0.00110	0.00110	0.00552		mg/Kg-dry	1	10/25/10 06:55 PM
Styrene	<0.00110	0.00110	0.00552		mg/Kg-dry	1	10/25/10 06:55 PM
Tetrachloroethene	<0.00110	0.00110	0.00552		mg/Kg-dry	1	10/25/10 06:55 PM
Toluene	<0.00110	0.00110	0.00552		mg/Kg-dry	1	10/25/10 06:55 PM
trans-1,2-Dichloroethene	<0.00110	0.00110	0.00552		mg/Kg-dry	1	10/25/10 06:55 PM
trans-1,3-Dichloropropene	<0.00110	0.00110	0.00552		mg/Kg-dry	1	10/25/10 06:55 PM
Trichloroethene	<0.00110	0.00110	0.00552		mg/Kg-dry	1	10/25/10 06:55 PM
Trichlorofluoromethane	<0.00552	0.00552	0.0166		mg/Kg-dry	1	10/25/10 06:55 PM
Vinyl chloride	<0.00110	0.00110	0.00552		mg/Kg-dry	1	10/25/10 06:55 PM
Surr: 1,2-Dichloroethane-d4	130	0	52 - 149		%REC	1	10/25/10 06:55 PM
Surr: 4-Bromofluorobenzene	106	0	84 - 118		%REC	1	10/25/10 06:55 PM
Surr: Dibromofluoromethane	101	0	65 - 135		%REC	1	10/25/10 06:55 PM
Surr: Toluene-d8	105	0	84 - 116		%REC	1	10/25/10 06:55 PM
Percent Moisture		**D2216**					**Analyst: JCG**
Percent Moisture	18.1	0	0		WT%	1	10/28/10 04:30 PM

Qualifiers:		See Final Page of Report for MQLs and MDLs	J	Analyte detected between SDL and RL
	B	Analyte detected in the associated Method Blank	N	Parameter not NELAC certified
	C	Sample Result or QC discussed in the Case Narrative	ND	Not Detected at the SDL
	DF	Dilution Factor	RL	Reporting Limit (MQL adjusted for moisture and sample size)
	E	TPH pattern not Gas or Diesel Range Pattern	S	Spike Recovery outside control limits
			SDL	Sample Detection Limit

DHL Analytical

Date: 11/01/10

CLIENT:	Geo Strata Environmental Consultants	Client Sample ID:	SO-SB3-01
Project:	Hillcrest CEI	Lab ID:	1010167-15
Project No:	760-SL11	Collection Date:	10/21/10 10:05 AM
Lab Order:	1010167	Matrix:	Soil

Analyses	Result	SDL	RL	Qual	Units	DF	Date Analyzed
Tx1005 TPH Soil		TX1005					Analyst: AV
T/R Hydrocarbons: C6-C12	<10.9	10.9	31.2		mg/Kg-dry	1	10/25/10 12:00 PM
T/R Hydrocarbons: >C12-C28	<10.9	10.9	31.2		mg/Kg-dry	1	10/25/10 12:00 PM
T/R Hydrocarbons: >C28-C35	<10.9	10.9	31.2		mg/Kg-dry	1	10/25/10 12:00 PM
T/R Hydrocarbons: C6-C35	<10.9	10.9	31.2		mg/Kg-dry	1	10/25/10 12:00 PM
Surr: Isopropylbenzene	94.0	0	70 - 130		%REC	1	10/25/10 12:00 PM
Surr: Octacosane	101	0	70 - 130		%REC	1	10/25/10 12:00 PM
PAHs: GC/MS		SW8270C					Analyst: DO
Acenaphthene	<0.0244	0.0244	0.0609		mg/Kg-dry	1	10/28/10 02:23 PM
Acenaphthylene	<0.0122	0.0122	0.0609		mg/Kg-dry	1	10/28/10 02:23 PM
Anthracene	<0.0122	0.0122	0.0609		mg/Kg-dry	1	10/28/10 02:23 PM
Benzo[a]anthracene	<0.0244	0.0244	0.0609		mg/Kg-dry	1	10/28/10 02:23 PM
Benzo[a]pyrene	<0.0366	0.0366	0.0609		mg/Kg-dry	1	10/28/10 02:23 PM
Benzo[b]fluoranthene	<0.0244	0.0244	0.0609		mg/Kg-dry	1	10/28/10 02:23 PM
Benzo[g,h,i]perylene	<0.0244	0.0244	0.0609		mg/Kg-dry	1	10/28/10 02:23 PM
Benzo[k]fluoranthene	<0.0366	0.0366	0.0609		mg/Kg-dry	1	10/28/10 02:23 PM
Chrysene	<0.0244	0.0244	0.0609		mg/Kg-dry	1	10/28/10 02:23 PM
Dibenz[a,h]anthracene	<0.0244	0.0244	0.0609		mg/Kg-dry	1	10/28/10 02:23 PM
Fluoranthene	<0.0122	0.0122	0.0609		mg/Kg-dry	1	10/28/10 02:23 PM
Fluorene	<0.0122	0.0122	0.0609		mg/Kg-dry	1	10/28/10 02:23 PM
Indeno[1,2,3-cd]pyrene	<0.0122	0.0122	0.0609		mg/Kg-dry	1	10/28/10 02:23 PM
Naphthalene	<0.0122	0.0122	0.0609		mg/Kg-dry	1	10/28/10 02:23 PM
Phenanthrene	<0.0122	0.0122	0.0609		mg/Kg-dry	1	10/28/10 02:23 PM
Pyrene	<0.0244	0.0244	0.0609		mg/Kg-dry	1	10/28/10 02:23 PM
Surr: 2-Fluorobiphenyl	62.8	0	40 - 140		%REC	1	10/28/10 02:23 PM
Surr: 4-Terphenyl-d14	75.6	0	40 - 140		%REC	1	10/28/10 02:23 PM
Volatiles by 8260/5035 GC/MS		SW8260B					Analyst: AJR
1,1,1-Trichloroethane	<0.00105	0.00105	0.00524		mg/Kg-dry	1	10/25/10 07:28 PM
1,1,2,2-Tetrachloroethane	<0.00105	0.00105	0.00524		mg/Kg-dry	1	10/25/10 07:28 PM
1,1,2-Trichloroethane	<0.00105	0.00105	0.00524		mg/Kg-dry	1	10/25/10 07:28 PM
1,1,2-Trichlorotrifluoroethane	<0.00524	0.00524	0.0157		mg/Kg-dry	1	10/25/10 07:28 PM
1,1-Dichloroethane	<0.00105	0.00105	0.00524		mg/Kg-dry	1	10/25/10 07:28 PM
1,1-Dichloroethene	<0.00105	0.00105	0.00524		mg/Kg-dry	1	10/25/10 07:28 PM
1,2,4-Trichlorobenzene	<0.00105	0.00105	0.00524		mg/Kg-dry	1	10/25/10 07:28 PM
1,2-Dibromo-3-chloropropane	<0.00105	0.00105	0.00524		mg/Kg-dry	1	10/25/10 07:28 PM
1,2-Dibromoethane	<0.00105	0.00105	0.00524		mg/Kg-dry	1	10/25/10 07:28 PM
1,2-Dichlorobenzene	<0.00105	0.00105	0.00524		mg/Kg-dry	1	10/25/10 07:28 PM
1,2-Dichloroethane	<0.00105	0.00105	0.00524		mg/Kg-dry	1	10/25/10 07:28 PM
1,2-Dichloropropane	<0.00105	0.00105	0.00524		mg/Kg-dry	1	10/25/10 07:28 PM
1,3-Dichlorobenzene	<0.00105	0.00105	0.00524		mg/Kg-dry	1	10/25/10 07:28 PM
1,4-Dichlorobenzene	<0.00105	0.00105	0.00524		mg/Kg-dry	1	10/25/10 07:28 PM
2-Butanone	<0.00524	0.00524	0.0157		mg/Kg-dry	1	10/25/10 07:28 PM
2-Hexanone	<0.00524	0.00524	0.0157		mg/Kg-dry	1	10/25/10 07:28 PM
4-Methyl-2-pentanone	<0.00524	0.00524	0.0157		mg/Kg-dry	1	10/25/10 07:28 PM
Acetone	<0.0157	0.0157	0.0524		mg/Kg-dry	1	10/25/10 07:28 PM

Qualifiers:

	See Final Page of Report for MQLs and MDLs	J	Analyte detected between SDL and RL
B	Analyte detected in the associated Method Blank	N	Parameter not NELAC certified
C	Sample Result or QC discussed in the Case Narrative	ND	Not Detected at the SDL
DF	Dilution Factor	RL	Reporting Limit (MQL adjusted for moisture and sample size)
E	TPH pattern not Gas or Diesel Range Pattern	S	Spike Recovery outside control limits
		SDL	Sample Detection Limit

DHL Analytical

Date: 11/01/10

CLIENT:	Geo Strata Environmental Consultants	Client Sample ID:	SO-SB3-01
Project:	Hillcrest CEI	Lab ID:	1010167-15
Project No:	760-SL11	Collection Date:	10/21/10 10:05 AM
Lab Order:	1010167	Matrix:	Soil

Analyses	Result	SDL	RL	Qual	Units	DF	Date Analyzed
Benzene	<0.00105	0.00105	0.00524		mg/Kg-dry	1	10/25/10 07:28 PM
Bromodichloromethane	<0.00105	0.00105	0.00524		mg/Kg-dry	1	10/25/10 07:28 PM
Bromoform	<0.00105	0.00105	0.00524		mg/Kg-dry	1	10/25/10 07:28 PM
Bromomethane	<0.00105	0.00105	0.00524		mg/Kg-dry	1	10/25/10 07:28 PM
Carbon disulfide	<0.00105	0.00105	0.00524		mg/Kg-dry	1	10/25/10 07:28 PM
Carbon tetrachloride	<0.00105	0.00105	0.00524		mg/Kg-dry	1	10/25/10 07:28 PM
Chlorobenzene	<0.00105	0.00105	0.00524		mg/Kg-dry	1	10/25/10 07:28 PM
Chloroethane	<0.00105	0.00105	0.00524		mg/Kg-dry	1	10/25/10 07:28 PM
Chloroform	<0.00105	0.00105	0.00524		mg/Kg-dry	1	10/25/10 07:28 PM
Chloromethane	<0.00105	0.00105	0.00524		mg/Kg-dry	1	10/25/10 07:28 PM
cis-1,2-Dichloroethene	<0.00105	0.00105	0.00524		mg/Kg-dry	1	10/25/10 07:28 PM
cis-1,3-Dichloropropene	<0.00105	0.00105	0.00524		mg/Kg-dry	1	10/25/10 07:28 PM
Cyclohexane	<0.00524	0.00524	0.0157	N	mg/Kg-dry	1	10/25/10 07:28 PM
Dibromochloromethane	<0.00105	0.00105	0.00524		mg/Kg-dry	1	10/25/10 07:28 PM
Dichlorodifluoromethane	<0.00105	0.00105	0.00524		mg/Kg-dry	1	10/25/10 07:28 PM
Ethylbenzene	<0.00105	0.00105	0.00524		mg/Kg-dry	1	10/25/10 07:28 PM
Isopropylbenzene	<0.00105	0.00105	0.00524		mg/Kg-dry	1	10/25/10 07:28 PM
m,p-Xylene	<0.00105	0.00105	0.00524		mg/Kg-dry	1	10/25/10 07:28 PM
Methyl Acetate	<0.00524	0.00524	0.0157		mg/Kg-dry	1	10/25/10 07:28 PM
Methyl tert-butyl ether	<0.00105	0.00105	0.00524		mg/Kg-dry	1	10/25/10 07:28 PM
Methylcyclohexane	<0.00524	0.00524	0.0157		mg/Kg-dry	1	10/25/10 07:28 PM
Methylene chloride	<0.00524	0.00524	0.00524		mg/Kg-dry	1	10/25/10 07:28 PM
o-Xylene	<0.00105	0.00105	0.00524		mg/Kg-dry	1	10/25/10 07:28 PM
Styrene	<0.00105	0.00105	0.00524		mg/Kg-dry	1	10/25/10 07:28 PM
Tetrachloroethene	<0.00105	0.00105	0.00524		mg/Kg-dry	1	10/25/10 07:28 PM
Toluene	<0.00105	0.00105	0.00524		mg/Kg-dry	1	10/25/10 07:28 PM
trans-1,2-Dichloroethene	<0.00105	0.00105	0.00524		mg/Kg-dry	1	10/25/10 07:28 PM
trans-1,3-Dichloropropene	<0.00105	0.00105	0.00524		mg/Kg-dry	1	10/25/10 07:28 PM
Trichloroethene	<0.00105	0.00105	0.00524		mg/Kg-dry	1	10/25/10 07:28 PM
Trichlorofluoromethane	<0.00524	0.00524	0.0157		mg/Kg-dry	1	10/25/10 07:28 PM
Vinyl chloride	<0.00105	0.00105	0.00524		mg/Kg-dry	1	10/25/10 07:28 PM
Surr: 1,2-Dichloroethane-d4	135	0	52 - 149		%REC	1	10/25/10 07:28 PM
Surr: 4-Bromofluorobenzene	108	0	84 - 118		%REC	1	10/25/10 07:28 PM
Surr: Dibromofluoromethane	98.9	0	65 - 135		%REC	1	10/25/10 07:28 PM
Surr: Toluene-d8	103	0	84 - 116		%REC	1	10/25/10 07:28 PM
Percent Moisture		**D2216**					**Analyst: JCG**
Percent Moisture	20.9	0	0		WT%	1	10/28/10 04:30 PM

Qualifiers:		See Final Page of Report for MQLs and MDLs	J	Analyte detected between SDL and RL
	B	Analyte detected in the associated Method Blank	N	Parameter not NELAC certified
	C	Sample Result or QC discussed in the Case Narrative	ND	Not Detected at the SDL
	DF	Dilution Factor	RL	Reporting Limit (MQL adjusted for moisture and sample size)
	E	TPH pattern not Gas or Diesel Range Pattern	S	Spike Recovery outside control limits
			SDL	Sample Detection Limit

DHL Analytical

Date: 11/01/10

CLIENT:	Geo Strata Environmental Consultants	Client Sample ID:	SO-SB12-01
Project:	Hillcrest CEI	Lab ID:	1010167-16
Project No:	760-SL11	Collection Date:	10/21/10 11:24 AM
Lab Order:	1010167	Matrix:	Soil

Analyses	Result	SDL	RL	Qual	Units	DF	Date Analyzed
Tx1005 TPH Soil		TX1005					Analyst: AV
T/R Hydrocarbons: C6-C12	<7.75	7.75	22.1		mg/Kg-dry	1	10/25/10 12:09 PM
T/R Hydrocarbons: >C12-C28	<7.75	7.75	22.1		mg/Kg-dry	1	10/25/10 12:09 PM
T/R Hydrocarbons: >C28-C35	<7.75	7.75	22.1		mg/Kg-dry	1	10/25/10 12:09 PM
T/R Hydrocarbons: C6-C35	<7.75	7.75	22.1		mg/Kg-dry	1	10/25/10 12:09 PM
Surr: Isopropylbenzene	95.7	0	70 - 130		%REC	1	10/25/10 12:09 PM
Surr: Octacosane	102	0	70 - 130		%REC	1	10/25/10 12:09 PM
PAHs: GC/MS		SW8270C					Analyst: DO
Acenaphthene	<0.0212	0.0212	0.0529		mg/Kg-dry	1	10/28/10 02:53 PM
Acenaphthylene	<0.0106	0.0106	0.0529		mg/Kg-dry	1	10/28/10 02:53 PM
Anthracene	<0.0106	0.0106	0.0529		mg/Kg-dry	1	10/28/10 02:53 PM
Benzo[a]anthracene	<0.0212	0.0212	0.0529		mg/Kg-dry	1	10/28/10 02:53 PM
Benzo[a]pyrene	<0.0317	0.0317	0.0529		mg/Kg-dry	1	10/28/10 02:53 PM
Benzo[b]fluoranthene	<0.0212	0.0212	0.0529		mg/Kg-dry	1	10/28/10 02:53 PM
Benzo[g,h,i]perylene	<0.0212	0.0212	0.0529		mg/Kg-dry	1	10/28/10 02:53 PM
Benzo[k]fluoranthene	<0.0317	0.0317	0.0529		mg/Kg-dry	1	10/28/10 02:53 PM
Chrysene	<0.0212	0.0212	0.0529		mg/Kg-dry	1	10/28/10 02:53 PM
Dibenz[a,h]anthracene	<0.0212	0.0212	0.0529		mg/Kg-dry	1	10/28/10 02:53 PM
Fluoranthene	<0.0106	0.0106	0.0529		mg/Kg-dry	1	10/28/10 02:53 PM
Fluorene	<0.0106	0.0106	0.0529		mg/Kg-dry	1	10/28/10 02:53 PM
Indeno[1,2,3-cd]pyrene	<0.0106	0.0106	0.0529		mg/Kg-dry	1	10/28/10 02:53 PM
Naphthalene	<0.0106	0.0106	0.0529		mg/Kg-dry	1	10/28/10 02:53 PM
Phenanthrene	<0.0106	0.0106	0.0529		mg/Kg-dry	1	10/28/10 02:53 PM
Pyrene	<0.0212	0.0212	0.0529		mg/Kg-dry	1	10/28/10 02:53 PM
Surr: 2-Fluorobiphenyl	63.4	0	40 - 140		%REC	1	10/28/10 02:53 PM
Surr: 4-Terphenyl-d14	77.7	0	40 - 140		%REC	1	10/28/10 02:53 PM
Volatiles by 8260/5035 GC/MS		SW8260B					Analyst: AJR
1,1,1-Trichloroethane	<0.00123	0.00123	0.00613		mg/Kg-dry	1	10/25/10 08:01 PM
1,1,2,2-Tetrachloroethane	<0.00123	0.00123	0.00613		mg/Kg-dry	1	10/25/10 08:01 PM
1,1,2-Trichloroethane	<0.00123	0.00123	0.00613		mg/Kg-dry	1	10/25/10 08:01 PM
1,1,2-Trichlorotrifluoroethane	<0.00613	0.00613	0.0184		mg/Kg-dry	1	10/25/10 08:01 PM
1,1-Dichloroethane	<0.00123	0.00123	0.00613		mg/Kg-dry	1	10/25/10 08:01 PM
1,1-Dichloroethene	<0.00123	0.00123	0.00613		mg/Kg-dry	1	10/25/10 08:01 PM
1,2,4-Trichlorobenzene	<0.00123	0.00123	0.00613		mg/Kg-dry	1	10/25/10 08:01 PM
1,2-Dibromo-3-chloropropane	<0.00123	0.00123	0.00613		mg/Kg-dry	1	10/25/10 08:01 PM
1,2-Dibromoethane	<0.00123	0.00123	0.00613		mg/Kg-dry	1	10/25/10 08:01 PM
1,2-Dichlorobenzene	<0.00123	0.00123	0.00613		mg/Kg-dry	1	10/25/10 08:01 PM
1,2-Dichloroethane	<0.00123	0.00123	0.00613		mg/Kg-dry	1	10/25/10 08:01 PM
1,2-Dichloropropane	<0.00123	0.00123	0.00613		mg/Kg-dry	1	10/25/10 08:01 PM
1,3-Dichlorobenzene	<0.00123	0.00123	0.00613		mg/Kg-dry	1	10/25/10 08:01 PM
1,4-Dichlorobenzene	<0.00123	0.00123	0.00613		mg/Kg-dry	1	10/25/10 08:01 PM
2-Butanone	<0.00613	0.00613	0.0184		mg/Kg-dry	1	10/25/10 08:01 PM
2-Hexanone	<0.00613	0.00613	0.0184		mg/Kg-dry	1	10/25/10 08:01 PM
4-Methyl-2-pentanone	<0.00613	0.00613	0.0184		mg/Kg-dry	1	10/25/10 08:01 PM
Acetone	<0.0184	0.0184	0.0613		mg/Kg-dry	1	10/25/10 08:01 PM

Qualifiers:

	See Final Page of Report for MQLs and MDLs	J	Analyte detected between SDL and RL
B	Analyte detected in the associated Method Blank	N	Parameter not NELAC certified
C	Sample Result or QC discussed in the Case Narrative	ND	Not Detected at the SDL
DF	Dilution Factor	RL	Reporting Limit (MQL adjusted for moisture and sample size)
E	TPH pattern not Gas or Diesel Range Pattern	S	Spike Recovery outside control limits
		SDL	Sample Detection Limit

DHL Analytical

Date: 11/01/10

CLIENT:	Geo Strata Environmental Consultants	Client Sample ID:	SO-SB12-01
Project:	Hillcrest CEI	Lab ID:	1010167-16
Project No:	760-SL11	Collection Date:	10/21/10 11:24 AM
Lab Order:	1010167	Matrix:	Soil

Analyses	Result	SDL	RL	Qual	Units	DF	Date Analyzed
Benzene	<0.00123	0.00123	0.00613		mg/Kg-dry	1	10/25/10 08:01 PM
Bromodichloromethane	<0.00123	0.00123	0.00613		mg/Kg-dry	1	10/25/10 08:01 PM
Bromoform	<0.00123	0.00123	0.00613		mg/Kg-dry	1	10/25/10 08:01 PM
Bromomethane	<0.00123	0.00123	0.00613		mg/Kg-dry	1	10/25/10 08:01 PM
Carbon disulfide	<0.00123	0.00123	0.00613		mg/Kg-dry	1	10/25/10 08:01 PM
Carbon tetrachloride	<0.00123	0.00123	0.00613		mg/Kg-dry	1	10/25/10 08:01 PM
Chlorobenzene	<0.00123	0.00123	0.00613		mg/Kg-dry	1	10/25/10 08:01 PM
Chloroethane	<0.00123	0.00123	0.00613		mg/Kg-dry	1	10/25/10 08:01 PM
Chloroform	<0.00123	0.00123	0.00613		mg/Kg-dry	1	10/25/10 08:01 PM
Chloromethane	<0.00123	0.00123	0.00613		mg/Kg-dry	1	10/25/10 08:01 PM
cis-1,2-Dichloroethene	<0.00123	0.00123	0.00613		mg/Kg-dry	1	10/25/10 08:01 PM
cis-1,3-Dichloropropene	<0.00123	0.00123	0.00613		mg/Kg-dry	1	10/25/10 08:01 PM
Cyclohexane	<0.00613	0.00613	0.0184	N	mg/Kg-dry	1	10/25/10 08:01 PM
Dibromochloromethane	<0.00123	0.00123	0.00613		mg/Kg-dry	1	10/25/10 08:01 PM
Dichlorodifluoromethane	<0.00123	0.00123	0.00613		mg/Kg-dry	1	10/25/10 08:01 PM
Ethylbenzene	<0.00123	0.00123	0.00613		mg/Kg-dry	1	10/25/10 08:01 PM
Isopropylbenzene	<0.00123	0.00123	0.00613		mg/Kg-dry	1	10/25/10 08:01 PM
m,p-Xylene	<0.00123	0.00123	0.00613		mg/Kg-dry	1	10/25/10 08:01 PM
Methyl Acetate	<0.00613	0.00613	0.0184		mg/Kg-dry	1	10/25/10 08:01 PM
Methyl tert-butyl ether	<0.00123	0.00123	0.00613		mg/Kg-dry	1	10/25/10 08:01 PM
Methylcyclohexane	<0.00613	0.00613	0.0184		mg/Kg-dry	1	10/25/10 08:01 PM
Methylene chloride	<0.00613	0.00613	0.00613		mg/Kg-dry	1	10/25/10 08:01 PM
o-Xylene	<0.00123	0.00123	0.00613		mg/Kg-dry	1	10/25/10 08:01 PM
Styrene	<0.00123	0.00123	0.00613		mg/Kg-dry	1	10/25/10 08:01 PM
Tetrachloroethene	<0.00123	0.00123	0.00613		mg/Kg-dry	1	10/25/10 08:01 PM
Toluene	<0.00123	0.00123	0.00613		mg/Kg-dry	1	10/25/10 08:01 PM
trans-1,2-Dichloroethene	<0.00123	0.00123	0.00613		mg/Kg-dry	1	10/25/10 08:01 PM
trans-1,3-Dichloropropene	<0.00123	0.00123	0.00613		mg/Kg-dry	1	10/25/10 08:01 PM
Trichloroethene	<0.00123	0.00123	0.00613		mg/Kg-dry	1	10/25/10 08:01 PM
Trichlorofluoromethane	<0.00613	0.00613	0.0184		mg/Kg-dry	1	10/25/10 08:01 PM
Vinyl chloride	<0.00123	0.00123	0.00613		mg/Kg-dry	1	10/25/10 08:01 PM
Surr: 1,2-Dichloroethane-d4	138	0	52 - 149		%REC	1	10/25/10 08:01 PM
Surr: 4-Bromofluorobenzene	105	0	84 - 118		%REC	1	10/25/10 08:01 PM
Surr: Dibromofluoromethane	99.8	0	65 - 135		%REC	1	10/25/10 08:01 PM
Surr: Toluene-d8	104	0	84 - 116		%REC	1	10/25/10 08:01 PM
Percent Moisture		**D2216**					**Analyst: JCG**
Percent Moisture	14.0	0	0		WT%	1	10/28/10 04:30 PM

Qualifiers:		See Final Page of Report for MQLs and MDLs	J	Analyte detected between SDL and RL
	B	Analyte detected in the associated Method Blank	N	Parameter not NELAC certified
	C	Sample Result or QC discussed in the Case Narrative	ND	Not Detected at the SDL
	DF	Dilution Factor	RL	Reporting Limit (MQL adjusted for moisture and sample size)
	E	TPH pattern not Gas or Diesel Range Pattern	S	Spike Recovery outside control limits
			SDL	Sample Detection Limit

DHL Analytical

Date: 11/01/10

CLIENT:	Geo Strata Environmental Consultants	Client Sample ID:	SO-SB14-01
Project:	Hillcrest CEI	Lab ID:	1010167-17
Project No:	760-SL11	Collection Date:	10/21/10 01:35 PM
Lab Order:	1010167	Matrix:	Soil

Analyses	Result	SDL	RL	Qual	Units	DF	Date Analyzed
Tx1005 TPH Soil		TX1005					Analyst: AV
T/R Hydrocarbons: C6-C12	<11.4	11.4	32.5		mg/Kg-dry	1	10/25/10 12:18 PM
T/R Hydrocarbons: >C12-C28	<11.4	11.4	32.5		mg/Kg-dry	1	10/25/10 12:18 PM
T/R Hydrocarbons: >C28-C35	<11.4	11.4	32.5		mg/Kg-dry	1	10/25/10 12:18 PM
T/R Hydrocarbons: C6-C35	<11.4	11.4	32.5		mg/Kg-dry	1	10/25/10 12:18 PM
Surr: Isopropylbenzene	94.5	0	70 - 130		%REC	1	10/25/10 12:18 PM
Surr: Octacosane	99.0	0	70 - 130		%REC	1	10/25/10 12:18 PM
PAHs: GC/MS		SW8270C					Analyst: DO
Acenaphthene	<0.0248	0.0248	0.0619		mg/Kg-dry	1	10/28/10 03:24 PM
Acenaphthylene	<0.0124	0.0124	0.0619		mg/Kg-dry	1	10/28/10 03:24 PM
Anthracene	<0.0124	0.0124	0.0619		mg/Kg-dry	1	10/28/10 03:24 PM
Benzo[a]anthracene	<0.0248	0.0248	0.0619		mg/Kg-dry	1	10/28/10 03:24 PM
Benzo[a]pyrene	<0.0371	0.0371	0.0619		mg/Kg-dry	1	10/28/10 03:24 PM
Benzo[b]fluoranthene	<0.0248	0.0248	0.0619		mg/Kg-dry	1	10/28/10 03:24 PM
Benzo[g,h,i]perylene	<0.0248	0.0248	0.0619		mg/Kg-dry	1	10/28/10 03:24 PM
Benzo[k]fluoranthene	<0.0371	0.0371	0.0619		mg/Kg-dry	1	10/28/10 03:24 PM
Chrysene	<0.0248	0.0248	0.0619		mg/Kg-dry	1	10/28/10 03:24 PM
Dibenz[a,h]anthracene	<0.0248	0.0248	0.0619		mg/Kg-dry	1	10/28/10 03:24 PM
Fluoranthene	<0.0124	0.0124	0.0619		mg/Kg-dry	1	10/28/10 03:24 PM
Fluorene	<0.0124	0.0124	0.0619		mg/Kg-dry	1	10/28/10 03:24 PM
Indeno[1,2,3-cd]pyrene	<0.0124	0.0124	0.0619		mg/Kg-dry	1	10/28/10 03:24 PM
Naphthalene	<0.0124	0.0124	0.0619		mg/Kg-dry	1	10/28/10 03:24 PM
Phenanthrene	<0.0124	0.0124	0.0619		mg/Kg-dry	1	10/28/10 03:24 PM
Pyrene	<0.0248	0.0248	0.0619		mg/Kg-dry	1	10/28/10 03:24 PM
Surr: 2-Fluorobiphenyl	66.2	0	40 - 140		%REC	1	10/28/10 03:24 PM
Surr: 4-Terphenyl-d14	85.8	0	40 - 140		%REC	1	10/28/10 03:24 PM
Volatiles by 8260/5035 GC/MS		SW8260B					Analyst: AJR
1,1,1-Trichloroethane	<0.00115	0.00115	0.00576		mg/Kg-dry	1	10/25/10 08:34 PM
1,1,2,2-Tetrachloroethane	<0.00115	0.00115	0.00576		mg/Kg-dry	1	10/25/10 08:34 PM
1,1,2-Trichloroethane	<0.00115	0.00115	0.00576		mg/Kg-dry	1	10/25/10 08:34 PM
1,1,2-Trichlorotrifluoroethane	<0.00576	0.00576	0.0173		mg/Kg-dry	1	10/25/10 08:34 PM
1,1-Dichloroethane	<0.00115	0.00115	0.00576		mg/Kg-dry	1	10/25/10 08:34 PM
1,1-Dichloroethene	<0.00115	0.00115	0.00576		mg/Kg-dry	1	10/25/10 08:34 PM
1,2,4-Trichlorobenzene	<0.00115	0.00115	0.00576		mg/Kg-dry	1	10/25/10 08:34 PM
1,2-Dibromo-3-chloropropane	<0.00115	0.00115	0.00576		mg/Kg-dry	1	10/25/10 08:34 PM
1,2-Dibromoethane	<0.00115	0.00115	0.00576		mg/Kg-dry	1	10/25/10 08:34 PM
1,2-Dichlorobenzene	<0.00115	0.00115	0.00576		mg/Kg-dry	1	10/25/10 08:34 PM
1,2-Dichloroethane	<0.00115	0.00115	0.00576		mg/Kg-dry	1	10/25/10 08:34 PM
1,2-Dichloropropane	<0.00115	0.00115	0.00576		mg/Kg-dry	1	10/25/10 08:34 PM
1,3-Dichlorobenzene	<0.00115	0.00115	0.00576		mg/Kg-dry	1	10/25/10 08:34 PM
1,4-Dichlorobenzene	<0.00115	0.00115	0.00576		mg/Kg-dry	1	10/25/10 08:34 PM
2-Butanone	<0.00576	0.00576	0.0173		mg/Kg-dry	1	10/25/10 08:34 PM
2-Hexanone	<0.00576	0.00576	0.0173		mg/Kg-dry	1	10/25/10 08:34 PM
4-Methyl-2-pentanone	<0.00576	0.00576	0.0173		mg/Kg-dry	1	10/25/10 08:34 PM
Acetone	<0.0173	0.0173	0.0576		mg/Kg-dry	1	10/25/10 08:34 PM

Qualifiers:

	See Final Page of Report for MQLs and MDLs	J	Analyte detected between SDL and RL
B	Analyte detected in the associated Method Blank	N	Parameter not NELAC certified
C	Sample Result or QC discussed in the Case Narrative	ND	Not Detected at the SDL
DF	Dilution Factor	RL	Reporting Limit (MQL adjusted for moisture and sample size)
E	TPH pattern not Gas or Diesel Range Pattern	S	Spike Recovery outside control limits
		SDL	Sample Detection Limit

DHL Analytical

Date: 11/01/10

CLIENT:	Geo Strata Environmental Consultants	Client Sample ID:	SO-SB14-01
Project:	Hillcrest CEI	Lab ID:	1010167-17
Project No:	760-SL11	Collection Date:	10/21/10 01:35 PM
Lab Order:	1010167	Matrix:	Soil

Analyses	Result	SDL	RL	Qual	Units	DF	Date Analyzed
Benzene	<0.00115	0.00115	0.00576		mg/Kg-dry	1	10/25/10 08:34 PM
Bromodichloromethane	<0.00115	0.00115	0.00576		mg/Kg-dry	1	10/25/10 08:34 PM
Bromoform	<0.00115	0.00115	0.00576		mg/Kg-dry	1	10/25/10 08:34 PM
Bromomethane	<0.00115	0.00115	0.00576		mg/Kg-dry	1	10/25/10 08:34 PM
Carbon disulfide	<0.00115	0.00115	0.00576		mg/Kg-dry	1	10/25/10 08:34 PM
Carbon tetrachloride	<0.00115	0.00115	0.00576		mg/Kg-dry	1	10/25/10 08:34 PM
Chlorobenzene	<0.00115	0.00115	0.00576		mg/Kg-dry	1	10/25/10 08:34 PM
Chloroethane	<0.00115	0.00115	0.00576		mg/Kg-dry	1	10/25/10 08:34 PM
Chloroform	<0.00115	0.00115	0.00576		mg/Kg-dry	1	10/25/10 08:34 PM
Chloromethane	<0.00115	0.00115	0.00576		mg/Kg-dry	1	10/25/10 08:34 PM
cis-1,2-Dichloroethene	<0.00115	0.00115	0.00576		mg/Kg-dry	1	10/25/10 08:34 PM
cis-1,3-Dichloropropene	<0.00115	0.00115	0.00576		mg/Kg-dry	1	10/25/10 08:34 PM
Cyclohexane	<0.00576	0.00576	0.0173	N	mg/Kg-dry	1	10/25/10 08:34 PM
Dibromochloromethane	<0.00115	0.00115	0.00576		mg/Kg-dry	1	10/25/10 08:34 PM
Dichlorodifluoromethane	<0.00115	0.00115	0.00576		mg/Kg-dry	1	10/25/10 08:34 PM
Ethylbenzene	<0.00115	0.00115	0.00576		mg/Kg-dry	1	10/25/10 08:34 PM
Isopropylbenzene	<0.00115	0.00115	0.00576		mg/Kg-dry	1	10/25/10 08:34 PM
m,p-Xylene	<0.00115	0.00115	0.00576		mg/Kg-dry	1	10/25/10 08:34 PM
Methyl Acetate	<0.00576	0.00576	0.0173		mg/Kg-dry	1	10/25/10 08:34 PM
Methyl tert-butyl ether	<0.00115	0.00115	0.00576		mg/Kg-dry	1	10/25/10 08:34 PM
Methylcyclohexane	<0.00576	0.00576	0.0173		mg/Kg-dry	1	10/25/10 08:34 PM
Methylene chloride	<0.00576	0.00576	0.00576		mg/Kg-dry	1	10/25/10 08:34 PM
o-Xylene	<0.00115	0.00115	0.00576		mg/Kg-dry	1	10/25/10 08:34 PM
Styrene	<0.00115	0.00115	0.00576		mg/Kg-dry	1	10/25/10 08:34 PM
Tetrachloroethene	<0.00115	0.00115	0.00576		mg/Kg-dry	1	10/25/10 08:34 PM
Toluene	<0.00115	0.00115	0.00576		mg/Kg-dry	1	10/25/10 08:34 PM
trans-1,2-Dichloroethene	<0.00115	0.00115	0.00576		mg/Kg-dry	1	10/25/10 08:34 PM
trans-1,3-Dichloropropene	<0.00115	0.00115	0.00576		mg/Kg-dry	1	10/25/10 08:34 PM
Trichloroethene	<0.00115	0.00115	0.00576		mg/Kg-dry	1	10/25/10 08:34 PM
Trichlorofluoromethane	<0.00576	0.00576	0.0173		mg/Kg-dry	1	10/25/10 08:34 PM
Vinyl chloride	<0.00115	0.00115	0.00576		mg/Kg-dry	1	10/25/10 08:34 PM
Surr: 1,2-Dichloroethane-d4	141	0	52 - 149		%REC	1	10/25/10 08:34 PM
Surr: 4-Bromofluorobenzene	104	0	84 - 118		%REC	1	10/25/10 08:34 PM
Surr: Dibromofluoromethane	102	0	65 - 135		%REC	1	10/25/10 08:34 PM
Surr: Toluene-d8	103	0	84 - 116		%REC	1	10/25/10 08:34 PM
Percent Moisture		**D2216**					**Analyst: JCG**
Percent Moisture	22.8	0	0		WT%	1	10/28/10 04:30 PM

Qualifiers:		See Final Page of Report for MQLs and MDLs	J	Analyte detected between SDL and RL
	B	Analyte detected in the associated Method Blank	N	Parameter not NELAC certified
	C	Sample Result or QC discussed in the Case Narrative	ND	Not Detected at the SDL
	DF	Dilution Factor	RL	Reporting Limit (MQL adjusted for moisture and sample size)
	E	TPH pattern not Gas or Diesel Range Pattern	S	Spike Recovery outside control limits
			SDL	Sample Detection Limit

DHL Analytical

Date: 11/01/10

CLIENT:	Geo Strata Environmental Consultants	Client Sample ID:	SO-SB14-02
Project:	Hillcrest CEI	Lab ID:	1010167-18
Project No:	760-SL11	Collection Date:	10/21/10 01:39 PM
Lab Order:	1010167	Matrix:	Soil

Analyses	Result	SDL	RL	Qual	Units	DF	Date Analyzed
Tx1005 TPH Soil		TX1005					Analyst: AV
T/R Hydrocarbons: C6-C12	<9.06	9.06	25.9		mg/Kg-dry	1	10/25/10 12:27 PM
T/R Hydrocarbons: >C12-C28	<9.06	9.06	25.9		mg/Kg-dry	1	10/25/10 12:27 PM
T/R Hydrocarbons: >C28-C35	<9.06	9.06	25.9		mg/Kg-dry	1	10/25/10 12:27 PM
T/R Hydrocarbons: C6-C35	<9.06	9.06	25.9		mg/Kg-dry	1	10/25/10 12:27 PM
Surr: Isopropylbenzene	92.4	0	70 - 130		%REC	1	10/25/10 12:27 PM
Surr: Octacosane	99.3	0	70 - 130		%REC	1	10/25/10 12:27 PM
PAHs: GC/MS		SW8270C					Analyst: DO
Acenaphthene	<0.0250	0.0250	0.0625		mg/Kg-dry	1	10/28/10 03:54 PM
Acenaphthylene	<0.0125	0.0125	0.0625		mg/Kg-dry	1	10/28/10 03:54 PM
Anthracene	<0.0125	0.0125	0.0625		mg/Kg-dry	1	10/28/10 03:54 PM
Benzo[a]anthracene	<0.0250	0.0250	0.0625		mg/Kg-dry	1	10/28/10 03:54 PM
Benzo[a]pyrene	<0.0375	0.0375	0.0625		mg/Kg-dry	1	10/28/10 03:54 PM
Benzo[b]fluoranthene	<0.0250	0.0250	0.0625		mg/Kg-dry	1	10/28/10 03:54 PM
Benzo[g,h,i]perylene	<0.0250	0.0250	0.0625		mg/Kg-dry	1	10/28/10 03:54 PM
Benzo[k]fluoranthene	<0.0375	0.0375	0.0625		mg/Kg-dry	1	10/28/10 03:54 PM
Chrysene	<0.0250	0.0250	0.0625		mg/Kg-dry	1	10/28/10 03:54 PM
Dibenz[a,h]anthracene	<0.0250	0.0250	0.0625		mg/Kg-dry	1	10/28/10 03:54 PM
Fluoranthene	<0.0125	0.0125	0.0625		mg/Kg-dry	1	10/28/10 03:54 PM
Fluorene	<0.0125	0.0125	0.0625		mg/Kg-dry	1	10/28/10 03:54 PM
Indeno[1,2,3-cd]pyrene	<0.0125	0.0125	0.0625		mg/Kg-dry	1	10/28/10 03:54 PM
Naphthalene	<0.0125	0.0125	0.0625		mg/Kg-dry	1	10/28/10 03:54 PM
Phenanthrene	<0.0125	0.0125	0.0625		mg/Kg-dry	1	10/28/10 03:54 PM
Pyrene	<0.0250	0.0250	0.0625		mg/Kg-dry	1	10/28/10 03:54 PM
Surr: 2-Fluorobiphenyl	63.4	0	40 - 140		%REC	1	10/28/10 03:54 PM
Surr: 4-Terphenyl-d14	83.3	0	40 - 140		%REC	1	10/28/10 03:54 PM
Volatiles by 8260/5035 GC/MS		SW8260B					Analyst: AJR
1,1,1-Trichloroethane	<0.00115	0.00115	0.00577		mg/Kg-dry	1	10/25/10 09:09 PM
1,1,2,2-Tetrachloroethane	<0.00115	0.00115	0.00577		mg/Kg-dry	1	10/25/10 09:09 PM
1,1,2-Trichloroethane	<0.00115	0.00115	0.00577		mg/Kg-dry	1	10/25/10 09:09 PM
1,1,2-Trichlorotrifluoroethane	<0.00577	0.00577	0.0173		mg/Kg-dry	1	10/25/10 09:09 PM
1,1-Dichloroethane	<0.00115	0.00115	0.00577		mg/Kg-dry	1	10/25/10 09:09 PM
1,1-Dichloroethene	<0.00115	0.00115	0.00577		mg/Kg-dry	1	10/25/10 09:09 PM
1,2,4-Trichlorobenzene	<0.00115	0.00115	0.00577		mg/Kg-dry	1	10/25/10 09:09 PM
1,2-Dibromo-3-chloropropane	<0.00115	0.00115	0.00577		mg/Kg-dry	1	10/25/10 09:09 PM
1,2-Dibromoethane	<0.00115	0.00115	0.00577		mg/Kg-dry	1	10/25/10 09:09 PM
1,2-Dichlorobenzene	<0.00115	0.00115	0.00577		mg/Kg-dry	1	10/25/10 09:09 PM
1,2-Dichloroethane	<0.00115	0.00115	0.00577		mg/Kg-dry	1	10/25/10 09:09 PM
1,2-Dichloropropane	<0.00115	0.00115	0.00577		mg/Kg-dry	1	10/25/10 09:09 PM
1,3-Dichlorobenzene	<0.00115	0.00115	0.00577		mg/Kg-dry	1	10/25/10 09:09 PM
1,4-Dichlorobenzene	<0.00115	0.00115	0.00577		mg/Kg-dry	1	10/25/10 09:09 PM
2-Butanone	<0.00577	0.00577	0.0173		mg/Kg-dry	1	10/25/10 09:09 PM
2-Hexanone	<0.00577	0.00577	0.0173		mg/Kg-dry	1	10/25/10 09:09 PM
4-Methyl-2-pentanone	<0.00577	0.00577	0.0173		mg/Kg-dry	1	10/25/10 09:09 PM
Acetone	<0.0173	0.0173	0.0577		mg/Kg-dry	1	10/25/10 09:09 PM

Qualifiers: See Final Page of Report for MQLs and MDLs

B	Analyte detected in the associated Method Blank	J	Analyte detected between SDL and RL
C	Sample Result or QC discussed in the Case Narrative	N	Parameter not NELAC certified
DF	Dilution Factor	ND	Not Detected at the SDL
E	TPH pattern not Gas or Diesel Range Pattern	RL	Reporting Limit (MQL adjusted for moisture and sample size)
		S	Spike Recovery outside control limits
		SDL	Sample Detection Limit

DHL Analytical

Date: 11/01/10

CLIENT:	Geo Strata Environmental Consultants	Client Sample ID:	SO-SB14-02
Project:	Hillcrest CEI	Lab ID:	1010167-18
Project No:	760-SL11	Collection Date:	10/21/10 01:39 PM
Lab Order:	1010167	Matrix:	Soil

Analyses	Result	SDL	RL	Qual	Units	DF	Date Analyzed
Benzene	<0.00115	0.00115	0.00577		mg/Kg-dry	1	10/25/10 09:09 PM
Bromodichloromethane	<0.00115	0.00115	0.00577		mg/Kg-dry	1	10/25/10 09:09 PM
Bromoform	<0.00115	0.00115	0.00577		mg/Kg-dry	1	10/25/10 09:09 PM
Bromomethane	<0.00115	0.00115	0.00577		mg/Kg-dry	1	10/25/10 09:09 PM
Carbon disulfide	<0.00115	0.00115	0.00577		mg/Kg-dry	1	10/25/10 09:09 PM
Carbon tetrachloride	<0.00115	0.00115	0.00577		mg/Kg-dry	1	10/25/10 09:09 PM
Chlorobenzene	<0.00115	0.00115	0.00577		mg/Kg-dry	1	10/25/10 09:09 PM
Chloroethane	<0.00115	0.00115	0.00577		mg/Kg-dry	1	10/25/10 09:09 PM
Chloroform	<0.00115	0.00115	0.00577		mg/Kg-dry	1	10/25/10 09:09 PM
Chloromethane	<0.00115	0.00115	0.00577		mg/Kg-dry	1	10/25/10 09:09 PM
cis-1,2-Dichloroethene	<0.00115	0.00115	0.00577		mg/Kg-dry	1	10/25/10 09:09 PM
cis-1,3-Dichloropropene	<0.00115	0.00115	0.00577		mg/Kg-dry	1	10/25/10 09:09 PM
Cyclohexane	<0.00577	0.00577	0.0173	N	mg/Kg-dry	1	10/25/10 09:09 PM
Dibromochloromethane	<0.00115	0.00115	0.00577		mg/Kg-dry	1	10/25/10 09:09 PM
Dichlorodifluoromethane	<0.00115	0.00115	0.00577		mg/Kg-dry	1	10/25/10 09:09 PM
Ethylbenzene	<0.00115	0.00115	0.00577		mg/Kg-dry	1	10/25/10 09:09 PM
Isopropylbenzene	<0.00115	0.00115	0.00577		mg/Kg-dry	1	10/25/10 09:09 PM
m,p-Xylene	<0.00115	0.00115	0.00577		mg/Kg-dry	1	10/25/10 09:09 PM
Methyl Acetate	<0.00577	0.00577	0.0173		mg/Kg-dry	1	10/25/10 09:09 PM
Methyl tert-butyl ether	<0.00115	0.00115	0.00577		mg/Kg-dry	1	10/25/10 09:09 PM
Methylcyclohexane	<0.00577	0.00577	0.0173		mg/Kg-dry	1	10/25/10 09:09 PM
Methylene chloride	<0.00577	0.00577	0.00577		mg/Kg-dry	1	10/25/10 09:09 PM
o-Xylene	<0.00115	0.00115	0.00577		mg/Kg-dry	1	10/25/10 09:09 PM
Styrene	<0.00115	0.00115	0.00577		mg/Kg-dry	1	10/25/10 09:09 PM
Tetrachloroethene	<0.00115	0.00115	0.00577		mg/Kg-dry	1	10/25/10 09:09 PM
Toluene	<0.00115	0.00115	0.00577		mg/Kg-dry	1	10/25/10 09:09 PM
trans-1,2-Dichloroethene	<0.00115	0.00115	0.00577		mg/Kg-dry	1	10/25/10 09:09 PM
trans-1,3-Dichloropropene	<0.00115	0.00115	0.00577		mg/Kg-dry	1	10/25/10 09:09 PM
Trichloroethene	<0.00115	0.00115	0.00577		mg/Kg-dry	1	10/25/10 09:09 PM
Trichlorofluoromethane	<0.00577	0.00577	0.0173		mg/Kg-dry	1	10/25/10 09:09 PM
Vinyl chloride	<0.00115	0.00115	0.00577		mg/Kg-dry	1	10/25/10 09:09 PM
Surr: 1,2-Dichloroethane-d4	142	0	52 - 149		%REC	1	10/25/10 09:09 PM
Surr: 4-Bromofluorobenzene	105	0	84 - 118		%REC	1	10/25/10 09:09 PM
Surr: Dibromofluoromethane	102	0	65 - 135		%REC	1	10/25/10 09:09 PM
Surr: Toluene-d8	103	0	84 - 116		%REC	1	10/25/10 09:09 PM
Percent Moisture		**D2216**					**Analyst: JCG**
Percent Moisture	22.4	0	0		WT%	1	10/28/10 04:30 PM

Qualifiers:		See Final Page of Report for MQLs and MDLs	J	Analyte detected between SDL and RL
	B	Analyte detected in the associated Method Blank	N	Parameter not NELAC certified
	C	Sample Result or QC discussed in the Case Narrative	ND	Not Detected at the SDL
	DF	Dilution Factor	RL	Reporting Limit (MQL adjusted for moisture and sample size)
	E	TPH pattern not Gas or Diesel Range Pattern	S	Spike Recovery outside control limits
			SDL	Sample Detection Limit

DHL Analytical

Date: 11/01/10

CLIENT:	Geo Strata Environmental Consultants	Client Sample ID:	SO-SB16-01
Project:	Hillcrest CEI	Lab ID:	1010167-19
Project No:	760-SL11	Collection Date:	10/21/10 02:50 PM
Lab Order:	1010167	Matrix:	Soil

Analyses	Result	SDL	RL	Qual	Units	DF	Date Analyzed
Tx1005 TPH Soil		TX1005					Analyst: AV
T/R Hydrocarbons: C6-C12	<10.2	10.2	29.2		mg/Kg-dry	1	10/25/10 12:45 PM
T/R Hydrocarbons: >C12-C28	<10.2	10.2	29.2		mg/Kg-dry	1	10/25/10 12:45 PM
T/R Hydrocarbons: >C28-C35	<10.2	10.2	29.2		mg/Kg-dry	1	10/25/10 12:45 PM
T/R Hydrocarbons: C6-C35	<10.2	10.2	29.2		mg/Kg-dry	1	10/25/10 12:45 PM
Surr: Isopropylbenzene	93.4	0	70 - 130		%REC	1	10/25/10 12:45 PM
Surr: Octacosane	102	0	70 - 130		%REC	1	10/25/10 12:45 PM
PAHs: GC/MS		SW8270C					Analyst: DO
Acenaphthene	<0.0244	0.0244	0.0609		mg/Kg-dry	1	10/28/10 04:25 PM
Acenaphthylene	<0.0122	0.0122	0.0609		mg/Kg-dry	1	10/28/10 04:25 PM
Anthracene	<0.0122	0.0122	0.0609		mg/Kg-dry	1	10/28/10 04:25 PM
Benzo[a]anthracene	<0.0244	0.0244	0.0609		mg/Kg-dry	1	10/28/10 04:25 PM
Benzo[a]pyrene	<0.0366	0.0366	0.0609		mg/Kg-dry	1	10/28/10 04:25 PM
Benzo[b]fluoranthene	<0.0244	0.0244	0.0609		mg/Kg-dry	1	10/28/10 04:25 PM
Benzo[g,h,i]perylene	<0.0244	0.0244	0.0609		mg/Kg-dry	1	10/28/10 04:25 PM
Benzo[k]fluoranthene	<0.0366	0.0366	0.0609		mg/Kg-dry	1	10/28/10 04:25 PM
Chrysene	<0.0244	0.0244	0.0609		mg/Kg-dry	1	10/28/10 04:25 PM
Dibenz[a,h]anthracene	<0.0244	0.0244	0.0609		mg/Kg-dry	1	10/28/10 04:25 PM
Fluoranthene	<0.0122	0.0122	0.0609		mg/Kg-dry	1	10/28/10 04:25 PM
Fluorene	<0.0122	0.0122	0.0609		mg/Kg-dry	1	10/28/10 04:25 PM
Indeno[1,2,3-cd]pyrene	<0.0122	0.0122	0.0609		mg/Kg-dry	1	10/28/10 04:25 PM
Naphthalene	<0.0122	0.0122	0.0609		mg/Kg-dry	1	10/28/10 04:25 PM
Phenanthrene	<0.0122	0.0122	0.0609		mg/Kg-dry	1	10/28/10 04:25 PM
Pyrene	<0.0244	0.0244	0.0609		mg/Kg-dry	1	10/28/10 04:25 PM
Surr: 2-Fluorobiphenyl	53.7	0	40 - 140		%REC	1	10/28/10 04:25 PM
Surr: 4-Terphenyl-d14	74.7	0	40 - 140		%REC	1	10/28/10 04:25 PM
Volatiles by 8260/5035 GC/MS		SW8260B					Analyst: AJR
1,1,1-Trichloroethane	<0.00113	0.00113	0.00565		mg/Kg-dry	1	10/25/10 09:41 PM
1,1,2,2-Tetrachloroethane	<0.00113	0.00113	0.00565		mg/Kg-dry	1	10/25/10 09:41 PM
1,1,2-Trichloroethane	<0.00113	0.00113	0.00565		mg/Kg-dry	1	10/25/10 09:41 PM
1,1,2-Trichlorotrifluoroethane	<0.00565	0.00565	0.0169		mg/Kg-dry	1	10/25/10 09:41 PM
1,1-Dichloroethane	<0.00113	0.00113	0.00565		mg/Kg-dry	1	10/25/10 09:41 PM
1,1-Dichloroethene	<0.00113	0.00113	0.00565		mg/Kg-dry	1	10/25/10 09:41 PM
1,2,4-Trichlorobenzene	<0.00113	0.00113	0.00565		mg/Kg-dry	1	10/25/10 09:41 PM
1,2-Dibromo-3-chloropropane	<0.00113	0.00113	0.00565		mg/Kg-dry	1	10/25/10 09:41 PM
1,2-Dibromoethane	<0.00113	0.00113	0.00565		mg/Kg-dry	1	10/25/10 09:41 PM
1,2-Dichlorobenzene	<0.00113	0.00113	0.00565		mg/Kg-dry	1	10/25/10 09:41 PM
1,2-Dichloroethane	<0.00113	0.00113	0.00565		mg/Kg-dry	1	10/25/10 09:41 PM
1,2-Dichloropropane	<0.00113	0.00113	0.00565		mg/Kg-dry	1	10/25/10 09:41 PM
1,3-Dichlorobenzene	<0.00113	0.00113	0.00565		mg/Kg-dry	1	10/25/10 09:41 PM
1,4-Dichlorobenzene	<0.00113	0.00113	0.00565		mg/Kg-dry	1	10/25/10 09:41 PM
2-Butanone	<0.00565	0.00565	0.0169		mg/Kg-dry	1	10/25/10 09:41 PM
2-Hexanone	<0.00565	0.00565	0.0169		mg/Kg-dry	1	10/25/10 09:41 PM
4-Methyl-2-pentanone	<0.00565	0.00565	0.0169		mg/Kg-dry	1	10/25/10 09:41 PM
Acetone	<0.0169	0.0169	0.0565		mg/Kg-dry	1	10/25/10 09:41 PM

Qualifiers:

	See Final Page of Report for MQLs and MDLs	J	Analyte detected between SDL and RL
B	Analyte detected in the associated Method Blank	N	Parameter not NELAC certified
C	Sample Result or QC discussed in the Case Narrative	ND	Not Detected at the SDL
DF	Dilution Factor	RL	Reporting Limit (MQL adjusted for moisture and sample size)
E	TPH pattern not Gas or Diesel Range Pattern	S	Spike Recovery outside control limits
		SDL	Sample Detection Limit

DHL Analytical

Date: 11/01/10

CLIENT:	Geo Strata Environmental Consultants	Client Sample ID:	SO-SB16-01
Project:	Hillcrest CEI	Lab ID:	1010167-19
Project No:	760-SL11	Collection Date:	10/21/10 02:50 PM
Lab Order:	1010167	Matrix:	Soil

Analyses	Result	SDL	RL	Qual	Units	DF	Date Analyzed
Benzene	<0.00113	0.00113	0.00565		mg/Kg-dry	1	10/25/10 09:41 PM
Bromodichloromethane	<0.00113	0.00113	0.00565		mg/Kg-dry	1	10/25/10 09:41 PM
Bromoform	<0.00113	0.00113	0.00565		mg/Kg-dry	1	10/25/10 09:41 PM
Bromomethane	<0.00113	0.00113	0.00565		mg/Kg-dry	1	10/25/10 09:41 PM
Carbon disulfide	<0.00113	0.00113	0.00565		mg/Kg-dry	1	10/25/10 09:41 PM
Carbon tetrachloride	<0.00113	0.00113	0.00565		mg/Kg-dry	1	10/25/10 09:41 PM
Chlorobenzene	<0.00113	0.00113	0.00565		mg/Kg-dry	1	10/25/10 09:41 PM
Chloroethane	<0.00113	0.00113	0.00565		mg/Kg-dry	1	10/25/10 09:41 PM
Chloroform	<0.00113	0.00113	0.00565		mg/Kg-dry	1	10/25/10 09:41 PM
Chloromethane	<0.00113	0.00113	0.00565		mg/Kg-dry	1	10/25/10 09:41 PM
cis-1,2-Dichloroethene	<0.00113	0.00113	0.00565		mg/Kg-dry	1	10/25/10 09:41 PM
cis-1,3-Dichloropropene	<0.00113	0.00113	0.00565		mg/Kg-dry	1	10/25/10 09:41 PM
Cyclohexane	<0.00565	0.00565	0.0169	N	mg/Kg-dry	1	10/25/10 09:41 PM
Dibromochloromethane	<0.00113	0.00113	0.00565		mg/Kg-dry	1	10/25/10 09:41 PM
Dichlorodifluoromethane	<0.00113	0.00113	0.00565		mg/Kg-dry	1	10/25/10 09:41 PM
Ethylbenzene	<0.00113	0.00113	0.00565		mg/Kg-dry	1	10/25/10 09:41 PM
Isopropylbenzene	<0.00113	0.00113	0.00565		mg/Kg-dry	1	10/25/10 09:41 PM
m,p-Xylene	<0.00113	0.00113	0.00565		mg/Kg-dry	1	10/25/10 09:41 PM
Methyl Acetate	<0.00565	0.00565	0.0169		mg/Kg-dry	1	10/25/10 09:41 PM
Methyl tert-butyl ether	<0.00113	0.00113	0.00565		mg/Kg-dry	1	10/25/10 09:41 PM
Methylcyclohexane	<0.00565	0.00565	0.0169		mg/Kg-dry	1	10/25/10 09:41 PM
Methylene chloride	<0.00565	0.00565	0.00565		mg/Kg-dry	1	10/25/10 09:41 PM
o-Xylene	<0.00113	0.00113	0.00565		mg/Kg-dry	1	10/25/10 09:41 PM
Styrene	<0.00113	0.00113	0.00565		mg/Kg-dry	1	10/25/10 09:41 PM
Tetrachloroethene	<0.00113	0.00113	0.00565		mg/Kg-dry	1	10/25/10 09:41 PM
Toluene	<0.00113	0.00113	0.00565		mg/Kg-dry	1	10/25/10 09:41 PM
trans-1,2-Dichloroethene	<0.00113	0.00113	0.00565		mg/Kg-dry	1	10/25/10 09:41 PM
trans-1,3-Dichloropropene	<0.00113	0.00113	0.00565		mg/Kg-dry	1	10/25/10 09:41 PM
Trichloroethene	<0.00113	0.00113	0.00565		mg/Kg-dry	1	10/25/10 09:41 PM
Trichlorofluoromethane	<0.00565	0.00565	0.0169		mg/Kg-dry	1	10/25/10 09:41 PM
Vinyl chloride	<0.00113	0.00113	0.00565		mg/Kg-dry	1	10/25/10 09:41 PM
Surr: 1,2-Dichloroethane-d4	142	0	52 - 149		%REC	1	10/25/10 09:41 PM
Surr: 4-Bromofluorobenzene	105	0	84 - 118		%REC	1	10/25/10 09:41 PM
Surr: Dibromofluoromethane	102	0	65 - 135		%REC	1	10/25/10 09:41 PM
Surr: Toluene-d8	106	0	84 - 116		%REC	1	10/25/10 09:41 PM
Percent Moisture		**D2216**					**Analyst: JCG**
Percent Moisture	20.1	0	0		WT%	1	10/28/10 04:30 PM

Qualifiers:		See Final Page of Report for MQLs and MDLs	J	Analyte detected between SDL and RL
	B	Analyte detected in the associated Method Blank	N	Parameter not NELAC certified
	C	Sample Result or QC discussed in the Case Narrative	ND	Not Detected at the SDL
	DF	Dilution Factor	RL	Reporting Limit (MQL adjusted for moisture and sample size)
	E	TPH pattern not Gas or Diesel Range Pattern	S	Spike Recovery outside control limits
			SDL	Sample Detection Limit

DHL Analytical

Date: 11/01/10

CLIENT:	Geo Strata Environmental Consultants	Client Sample ID:	SO-SB19-01
Project:	Hillcrest CEI	Lab ID:	1010167-20
Project No:	760-SL11	Collection Date:	10/21/10 04:10 PM
Lab Order:	1010167	Matrix:	Soil

Analyses	Result	SDL	RL	Qual	Units	DF	Date Analyzed
Tx1005 TPH Soil		TX1005					Analyst: AV
T/R Hydrocarbons: C6-C12	<9.82	9.82	28.1		mg/Kg-dry	1	10/25/10 12:54 PM
T/R Hydrocarbons: >C12-C28	<9.82	9.82	28.1		mg/Kg-dry	1	10/25/10 12:54 PM
T/R Hydrocarbons: >C28-C35	<9.82	9.82	28.1		mg/Kg-dry	1	10/25/10 12:54 PM
T/R Hydrocarbons: C6-C35	<9.82	9.82	28.1		mg/Kg-dry	1	10/25/10 12:54 PM
Surr: Isopropylbenzene	89.5	0	70 - 130		%REC	1	10/25/10 12:54 PM
Surr: Octacosane	98.9	0	70 - 130		%REC	1	10/25/10 12:54 PM
PAHs: GC/MS		SW8270C					Analyst: DO
Acenaphthene	<0.0262	0.0262	0.0655		mg/Kg-dry	1	10/28/10 04:56 PM
Acenaphthylene	<0.0131	0.0131	0.0655		mg/Kg-dry	1	10/28/10 04:56 PM
Anthracene	<0.0131	0.0131	0.0655		mg/Kg-dry	1	10/28/10 04:56 PM
Benzo[a]anthracene	<0.0262	0.0262	0.0655		mg/Kg-dry	1	10/28/10 04:56 PM
Benzo[a]pyrene	<0.0393	0.0393	0.0655		mg/Kg-dry	1	10/28/10 04:56 PM
Benzo[b]fluoranthene	<0.0262	0.0262	0.0655		mg/Kg-dry	1	10/28/10 04:56 PM
Benzo[g,h,i]perylene	<0.0262	0.0262	0.0655		mg/Kg-dry	1	10/28/10 04:56 PM
Benzo[k]fluoranthene	<0.0393	0.0393	0.0655		mg/Kg-dry	1	10/28/10 04:56 PM
Chrysene	<0.0262	0.0262	0.0655		mg/Kg-dry	1	10/28/10 04:56 PM
Dibenz[a,h]anthracene	<0.0262	0.0262	0.0655		mg/Kg-dry	1	10/28/10 04:56 PM
Fluoranthene	<0.0131	0.0131	0.0655		mg/Kg-dry	1	10/28/10 04:56 PM
Fluorene	<0.0131	0.0131	0.0655		mg/Kg-dry	1	10/28/10 04:56 PM
Indeno[1,2,3-cd]pyrene	<0.0131	0.0131	0.0655		mg/Kg-dry	1	10/28/10 04:56 PM
Naphthalene	<0.0131	0.0131	0.0655		mg/Kg-dry	1	10/28/10 04:56 PM
Phenanthrene	<0.0131	0.0131	0.0655		mg/Kg-dry	1	10/28/10 04:56 PM
Pyrene	<0.0262	0.0262	0.0655		mg/Kg-dry	1	10/28/10 04:56 PM
Surr: 2-Fluorobiphenyl	60.5	0	40 - 140		%REC	1	10/28/10 04:56 PM
Surr: 4-Terphenyl-d14	79.8	0	40 - 140		%REC	1	10/28/10 04:56 PM
Volatiles by 8260/5035 GC/MS		SW8260B					Analyst: AJR
1,1,1-Trichloroethane	<0.00119	0.00119	0.00594		mg/Kg-dry	1	10/25/10 10:13 PM
1,1,2,2-Tetrachloroethane	<0.00119	0.00119	0.00594		mg/Kg-dry	1	10/25/10 10:13 PM
1,1,2-Trichloroethane	<0.00119	0.00119	0.00594		mg/Kg-dry	1	10/25/10 10:13 PM
1,1,2-Trichlorotrifluoroethane	<0.00594	0.00594	0.0178		mg/Kg-dry	1	10/25/10 10:13 PM
1,1-Dichloroethane	<0.00119	0.00119	0.00594		mg/Kg-dry	1	10/25/10 10:13 PM
1,1-Dichloroethene	<0.00119	0.00119	0.00594		mg/Kg-dry	1	10/25/10 10:13 PM
1,2,4-Trichlorobenzene	<0.00119	0.00119	0.00594		mg/Kg-dry	1	10/25/10 10:13 PM
1,2-Dibromo-3-chloropropane	<0.00119	0.00119	0.00594		mg/Kg-dry	1	10/25/10 10:13 PM
1,2-Dibromoethane	<0.00119	0.00119	0.00594		mg/Kg-dry	1	10/25/10 10:13 PM
1,2-Dichlorobenzene	<0.00119	0.00119	0.00594		mg/Kg-dry	1	10/25/10 10:13 PM
1,2-Dichloroethane	<0.00119	0.00119	0.00594		mg/Kg-dry	1	10/25/10 10:13 PM
1,2-Dichloropropane	<0.00119	0.00119	0.00594		mg/Kg-dry	1	10/25/10 10:13 PM
1,3-Dichlorobenzene	<0.00119	0.00119	0.00594		mg/Kg-dry	1	10/25/10 10:13 PM
1,4-Dichlorobenzene	<0.00119	0.00119	0.00594		mg/Kg-dry	1	10/25/10 10:13 PM
2-Butanone	<0.00594	0.00594	0.0178		mg/Kg-dry	1	10/25/10 10:13 PM
2-Hexanone	<0.00594	0.00594	0.0178		mg/Kg-dry	1	10/25/10 10:13 PM
4-Methyl-2-pentanone	<0.00594	0.00594	0.0178		mg/Kg-dry	1	10/25/10 10:13 PM
Acetone	<0.0178	0.0178	0.0594		mg/Kg-dry	1	10/25/10 10:13 PM

Qualifiers:

	See Final Page of Report for MQLs and MDLs	J	Analyte detected between SDL and RL
B	Analyte detected in the associated Method Blank	N	Parameter not NELAC certified
C	Sample Result or QC discussed in the Case Narrative	ND	Not Detected at the SDL
DF	Dilution Factor	RL	Reporting Limit (MQL adjusted for moisture and sample size)
E	TPH pattern not Gas or Diesel Range Pattern	S	Spike Recovery outside control limits
		SDL	Sample Detection Limit

DHL Analytical

Date: 11/01/10

CLIENT:	Geo Strata Environmental Consultants	Client Sample ID:	SO-SB19-01
Project:	Hillcrest CEI	Lab ID:	1010167-20
Project No:	760-SL11	Collection Date:	10/21/10 04:10 PM
Lab Order:	1010167	Matrix:	Soil

Analyses	Result	SDL	RL	Qual	Units	DF	Date Analyzed
Benzene	<0.00119	0.00119	0.00594		mg/Kg-dry	1	10/25/10 10:13 PM
Bromodichloromethane	<0.00119	0.00119	0.00594		mg/Kg-dry	1	10/25/10 10:13 PM
Bromoform	<0.00119	0.00119	0.00594		mg/Kg-dry	1	10/25/10 10:13 PM
Bromomethane	<0.00119	0.00119	0.00594		mg/Kg-dry	1	10/25/10 10:13 PM
Carbon disulfide	<0.00119	0.00119	0.00594		mg/Kg-dry	1	10/25/10 10:13 PM
Carbon tetrachloride	<0.00119	0.00119	0.00594		mg/Kg-dry	1	10/25/10 10:13 PM
Chlorobenzene	<0.00119	0.00119	0.00594		mg/Kg-dry	1	10/25/10 10:13 PM
Chloroethane	<0.00119	0.00119	0.00594		mg/Kg-dry	1	10/25/10 10:13 PM
Chloroform	<0.00119	0.00119	0.00594		mg/Kg-dry	1	10/25/10 10:13 PM
Chloromethane	<0.00119	0.00119	0.00594		mg/Kg-dry	1	10/25/10 10:13 PM
cis-1,2-Dichloroethene	<0.00119	0.00119	0.00594		mg/Kg-dry	1	10/25/10 10:13 PM
cis-1,3-Dichloropropene	<0.00119	0.00119	0.00594		mg/Kg-dry	1	10/25/10 10:13 PM
Cyclohexane	<0.00594	0.00594	0.0178	N	mg/Kg-dry	1	10/25/10 10:13 PM
Dibromochloromethane	<0.00119	0.00119	0.00594		mg/Kg-dry	1	10/25/10 10:13 PM
Dichlorodifluoromethane	<0.00119	0.00119	0.00594		mg/Kg-dry	1	10/25/10 10:13 PM
Ethylbenzene	<0.00119	0.00119	0.00594		mg/Kg-dry	1	10/25/10 10:13 PM
Isopropylbenzene	<0.00119	0.00119	0.00594		mg/Kg-dry	1	10/25/10 10:13 PM
m,p-Xylene	<0.00119	0.00119	0.00594		mg/Kg-dry	1	10/25/10 10:13 PM
Methyl Acetate	<0.00594	0.00594	0.0178		mg/Kg-dry	1	10/25/10 10:13 PM
Methyl tert-butyl ether	<0.00119	0.00119	0.00594		mg/Kg-dry	1	10/25/10 10:13 PM
Methylcyclohexane	<0.00594	0.00594	0.0178		mg/Kg-dry	1	10/25/10 10:13 PM
Methylene chloride	<0.00594	0.00594	0.00594		mg/Kg-dry	1	10/25/10 10:13 PM
o-Xylene	<0.00119	0.00119	0.00594		mg/Kg-dry	1	10/25/10 10:13 PM
Styrene	<0.00119	0.00119	0.00594		mg/Kg-dry	1	10/25/10 10:13 PM
Tetrachloroethene	<0.00119	0.00119	0.00594		mg/Kg-dry	1	10/25/10 10:13 PM
Toluene	<0.00119	0.00119	0.00594		mg/Kg-dry	1	10/25/10 10:13 PM
trans-1,2-Dichloroethene	<0.00119	0.00119	0.00594		mg/Kg-dry	1	10/25/10 10:13 PM
trans-1,3-Dichloropropene	<0.00119	0.00119	0.00594		mg/Kg-dry	1	10/25/10 10:13 PM
Trichloroethene	<0.00119	0.00119	0.00594		mg/Kg-dry	1	10/25/10 10:13 PM
Trichlorofluoromethane	<0.00594	0.00594	0.0178		mg/Kg-dry	1	10/25/10 10:13 PM
Vinyl chloride	<0.00119	0.00119	0.00594		mg/Kg-dry	1	10/25/10 10:13 PM
Surr: 1,2-Dichloroethane-d4	147	0	52 - 149		%REC	1	10/25/10 10:13 PM
Surr: 4-Bromofluorobenzene	103	0	84 - 118		%REC	1	10/25/10 10:13 PM
Surr: Dibromofluoromethane	104	0	65 - 135		%REC	1	10/25/10 10:13 PM
Surr: Toluene-d8	104	0	84 - 116		%REC	1	10/25/10 10:13 PM
Percent Moisture		**D2216**					**Analyst: JCG**
Percent Moisture	24.5	0	0		WT%	1	10/28/10 04:30 PM

Qualifiers: See Final Page of Report for MQLs and MDLs

B	Analyte detected in the associated Method Blank	J	Analyte detected between SDL and RL
C	Sample Result or QC discussed in the Case Narrative	N	Parameter not NELAC certified
DF	Dilution Factor	ND	Not Detected at the SDL
E	TPH pattern not Gas or Diesel Range Pattern	RL	Reporting Limit (MQL adjusted for moisture and sample size)
		S	Spike Recovery outside control limits
		SDL	Sample Detection Limit

DHL Analytical

Date: 11/01/10

CLIENT:	Geo Strata Environmental Consultants	Client Sample ID:	GW-FB-4
Project:	Hillcrest CEI	Lab ID:	1010167-21
Project No:	760-SL11	Collection Date:	10/21/10 05:15 PM
Lab Order:	1010167	Matrix:	Field Blank

Analyses	Result	SDL	RL	Qual	Units	DF	Date Analyzed
8260 Water Volatiles by GC/MS		SW8260B					Analyst: AJR
1,1,1-Trichloroethane	<0.000200	0.000200	0.00100		mg/L	1	10/26/10 03:17 PM
1,1,2,2-Tetrachloroethane	<0.000200	0.000200	0.00100		mg/L	1	10/26/10 03:17 PM
1,1,2-Trichloroethane	<0.000200	0.000200	0.00100		mg/L	1	10/26/10 03:17 PM
1,1,2-Trichlorotrifluoroethane	<0.00500	0.00500	0.0150		mg/L	1	10/26/10 03:17 PM
1,1-Dichloroethane	<0.000200	0.000200	0.00100		mg/L	1	10/26/10 03:17 PM
1,1-Dichloroethene	<0.000200	0.000200	0.00100		mg/L	1	10/26/10 03:17 PM
1,2,4-Trichlorobenzene	<0.00150	0.00150	0.00500		mg/L	1	10/26/10 03:17 PM
1,2-Dibromo-3-chloropropane	<0.00300	0.00300	0.0100		mg/L	1	10/26/10 03:17 PM
1,2-Dibromoethane	<0.000200	0.000200	0.00100		mg/L	1	10/26/10 03:17 PM
1,2-Dichlorobenzene	<0.000300	0.000300	0.00100		mg/L	1	10/26/10 03:17 PM
1,2-Dichloroethane	<0.000300	0.000300	0.00100		mg/L	1	10/26/10 03:17 PM
1,2-Dichloropropane	<0.000200	0.000200	0.00100		mg/L	1	10/26/10 03:17 PM
1,3-Dichlorobenzene	<0.000300	0.000300	0.00100		mg/L	1	10/26/10 03:17 PM
1,4-Dichlorobenzene	<0.000300	0.000300	0.00100		mg/L	1	10/26/10 03:17 PM
2-Butanone	<0.00500	0.00500	0.0150		mg/L	1	10/26/10 03:17 PM
2-Hexanone	<0.00500	0.00500	0.0150		mg/L	1	10/26/10 03:17 PM
4-Methyl-2-pentanone	<0.00500	0.00500	0.0150		mg/L	1	10/26/10 03:17 PM
Acetone	<0.00500	0.00500	0.0150		mg/L	1	10/26/10 03:17 PM
Benzene	<0.000200	0.000200	0.00100		mg/L	1	10/26/10 03:17 PM
Bromodichloromethane	<0.000200	0.000200	0.00100		mg/L	1	10/26/10 03:17 PM
Bromoform	<0.000200	0.000200	0.00100		mg/L	1	10/26/10 03:17 PM
Bromomethane	<0.000300	0.000300	0.00100		mg/L	1	10/26/10 03:17 PM
Carbon disulfide	<0.00500	0.00500	0.0150		mg/L	1	10/26/10 03:17 PM
Carbon tetrachloride	<0.000200	0.000200	0.00100		mg/L	1	10/26/10 03:17 PM
Chlorobenzene	<0.000200	0.000200	0.00100		mg/L	1	10/26/10 03:17 PM
Chloroethane	<0.000300	0.000300	0.00100		mg/L	1	10/26/10 03:17 PM
Chloroform	0.000350	0.000300	0.00100	J	mg/L	1	10/26/10 03:17 PM
Chloromethane	<0.000300	0.000300	0.00100		mg/L	1	10/26/10 03:17 PM
cis-1,2-Dichloroethene	<0.000200	0.000200	0.00100		mg/L	1	10/26/10 03:17 PM
cis-1,3-Dichloropropene	<0.000200	0.000200	0.00100		mg/L	1	10/26/10 03:17 PM
Cyclohexane	<0.00500	0.00500	0.0150	N	mg/L	1	10/26/10 03:17 PM
Dibromochloromethane	<0.000200	0.000200	0.00100		mg/L	1	10/26/10 03:17 PM
Dichlorodifluoromethane	<0.000200	0.000200	0.00100		mg/L	1	10/26/10 03:17 PM
Ethylbenzene	<0.000300	0.000300	0.00100		mg/L	1	10/26/10 03:17 PM
Isopropylbenzene	<0.000200	0.000200	0.00100		mg/L	1	10/26/10 03:17 PM
m,p-Xylene	<0.000600	0.000600	0.00200		mg/L	1	10/26/10 03:17 PM
Methyl Acetate	<0.00500	0.00500	0.0150		mg/L	1	10/26/10 03:17 PM
Methyl tert-butyl ether	<0.000300	0.000300	0.00100		mg/L	1	10/26/10 03:17 PM
Methylcyclohexane	<0.00500	0.00500	0.0150		mg/L	1	10/26/10 03:17 PM
Methylene chloride	<0.00250	0.00250	0.00250		mg/L	1	10/26/10 03:17 PM
o-Xylene	<0.000300	0.000300	0.00100		mg/L	1	10/26/10 03:17 PM
Styrene	<0.000200	0.000200	0.00100		mg/L	1	10/26/10 03:17 PM
Tetrachloroethene	<0.000600	0.000600	0.00200		mg/L	1	10/26/10 03:17 PM
Toluene	<0.000600	0.000600	0.00200		mg/L	1	10/26/10 03:17 PM

Qualifiers: See Final Page of Report for MQLs and MDLs

B	Analyte detected in the associated Method Blank	J	Analyte detected between SDL and RL
C	Sample Result or QC discussed in the Case Narrative	N	Parameter not NELAC certified
DF	Dilution Factor	ND	Not Detected at the SDL
E	TPH pattern not Gas or Diesel Range Pattern	RL	Reporting Limit (MQL adjusted for moisture and sample size)
		S	Spike Recovery outside control limits
		SDL	Sample Detection Limit

DHL Analytical

Date: 11/01/10

CLIENT:	Geo Strata Environmental Consultants	Client Sample ID:	GW-FB-4
Project:	Hillcrest CEI	Lab ID:	1010167-21
Project No:	760-SL11	Collection Date:	10/21/10 05:15 PM
Lab Order:	1010167	Matrix:	Field Blank

Analyses	Result	SDL	RL	Qual	Units	DF	Date Analyzed
trans-1,2-Dichloroethene	<0.000200	0.000200	0.00100		mg/L	1	10/26/10 03:17 PM
trans-1,3-Dichloropropene	<0.000200	0.000200	0.00100		mg/L	1	10/26/10 03:17 PM
Trichloroethene	<0.000600	0.000600	0.00200		mg/L	1	10/26/10 03:17 PM
Trichlorofluoromethane	<0.000200	0.000200	0.00100		mg/L	1	10/26/10 03:17 PM
Vinyl chloride	<0.000100	0.000100	0.00100		mg/L	1	10/26/10 03:17 PM
Surr: 1,2-Dichloroethane-d4	91.6	0	72 - 119		%REC	1	10/26/10 03:17 PM
Surr: 4-Bromofluorobenzene	95.3	0	76 - 119		%REC	1	10/26/10 03:17 PM
Surr: Dibromofluoromethane	94.0	0	85 - 115		%REC	1	10/26/10 03:17 PM
Surr: Toluene-d8	100	0	81 - 120		%REC	1	10/26/10 03:17 PM

Qualifiers:

	See Final Page of Report for MQLs and MDLs	J	Analyte detected between SDL and RL
B	Analyte detected in the associated Method Blank	N	Parameter not NELAC certified
C	Sample Result or QC discussed in the Case Narrative	ND	Not Detected at the SDL
DF	Dilution Factor	RL	Reporting Limit (MQL adjusted for moisture and sample size)
E	TPH pattern not Gas or Diesel Range Pattern	S	Spike Recovery outside control limits
		SDL	Sample Detection Limit

DHL Analytical

Date: 11/01/10

CLIENT:	Geo Strata Environmental Consultants	Client Sample ID:	GW-EB-5
Project:	Hillcrest CEI	Lab ID:	1010167-22
Project No:	760-SL11	Collection Date:	10/21/10 05:20 PM
Lab Order:	1010167	Matrix:	Equip Blank

Analyses	Result	SDL	RL	Qual	Units	DF	Date Analyzed
Tx1005 TPH Water		TX1005					Analyst: AV
T/R Hydrocarbons: C6-C12	<0.670	0.670	1.92		mg/L	1	10/25/10 02:09 PM
T/R Hydrocarbons: >C12-C28	<0.670	0.670	1.92		mg/L	1	10/25/10 02:09 PM
T/R Hydrocarbons: >C28-C35	<0.670	0.670	1.92		mg/L	1	10/25/10 02:09 PM
T/R Hydrocarbons: C6-C35	<0.670	0.670	1.92		mg/L	1	10/25/10 02:09 PM
Surr: Isopropylbenzene	99.0	0	70 - 130		%REC	1	10/25/10 02:09 PM
Surr: Octacosane	98.5	0	70 - 130		%REC	1	10/25/10 02:09 PM
PAHs: GC/MS		SW8270C					Analyst: DO
Acenaphthene	<0.0000250	0.0000250	0.0000500		mg/L	1	10/25/10 04:38 PM
Acenaphthylene	<0.0000250	0.0000250	0.0000500		mg/L	1	10/25/10 04:38 PM
Anthracene	<0.0000250	0.0000250	0.0000500		mg/L	1	10/25/10 04:38 PM
Benzo[a]anthracene	<0.0000250	0.0000250	0.0000500		mg/L	1	10/25/10 04:38 PM
Benzo[a]pyrene	<0.0000250	0.0000250	0.0000500		mg/L	1	10/25/10 04:38 PM
Benzo[b]fluoranthene	<0.0000250	0.0000250	0.0000500		mg/L	1	10/25/10 04:38 PM
Benzo[g,h,i]perylene	<0.0000250	0.0000250	0.0000500		mg/L	1	10/25/10 04:38 PM
Benzo[k]fluoranthene	<0.0000250	0.0000250	0.0000500		mg/L	1	10/25/10 04:38 PM
Chrysene	<0.0000250	0.0000250	0.0000500		mg/L	1	10/25/10 04:38 PM
Dibenz[a,h]anthracene	<0.00000500	0.00000500	0.0000100		mg/L	1	10/25/10 04:38 PM
Fluoranthene	<0.0000250	0.0000250	0.0000500		mg/L	1	10/25/10 04:38 PM
Fluorene	<0.0000250	0.0000250	0.0000500		mg/L	1	10/25/10 04:38 PM
Indeno[1,2,3-cd]pyrene	<0.0000250	0.0000250	0.0000500		mg/L	1	10/25/10 04:38 PM
Naphthalene	<0.0000250	0.0000250	0.0000500		mg/L	1	10/25/10 04:38 PM
Phenanthrene	<0.0000250	0.0000250	0.0000500		mg/L	1	10/25/10 04:38 PM
Pyrene	<0.0000250	0.0000250	0.0000500		mg/L	1	10/25/10 04:38 PM
Surr: 2-Fluorobiphenyl	57.0	0	40 - 140		%REC	1	10/25/10 04:38 PM
Surr: 4-Terphenyl-d14	67.2	0	40 - 140		%REC	1	10/25/10 04:38 PM
8260 Water Volatiles by GC/MS		SW8260B					Analyst: AJR
1,1,1-Trichloroethane	<0.000200	0.000200	0.00100		mg/L	1	10/26/10 03:43 PM
1,1,2,2-Tetrachloroethane	<0.000200	0.000200	0.00100		mg/L	1	10/26/10 03:43 PM
1,1,2-Trichloroethane	<0.000200	0.000200	0.00100		mg/L	1	10/26/10 03:43 PM
1,1,2-Trichlorotrifluoroethane	<0.00500	0.00500	0.0150		mg/L	1	10/26/10 03:43 PM
1,1-Dichloroethane	<0.000200	0.000200	0.00100		mg/L	1	10/26/10 03:43 PM
1,1-Dichloroethene	<0.000200	0.000200	0.00100		mg/L	1	10/26/10 03:43 PM
1,2,4-Trichlorobenzene	<0.00150	0.00150	0.00500		mg/L	1	10/26/10 03:43 PM
1,2-Dibromo-3-chloropropane	<0.00300	0.00300	0.0100		mg/L	1	10/26/10 03:43 PM
1,2-Dibromoethane	<0.000200	0.000200	0.00100		mg/L	1	10/26/10 03:43 PM
1,2-Dichlorobenzene	<0.000300	0.000300	0.00100		mg/L	1	10/26/10 03:43 PM
1,2-Dichloroethane	<0.000300	0.000300	0.00100		mg/L	1	10/26/10 03:43 PM
1,2-Dichloropropane	<0.000200	0.000200	0.00100		mg/L	1	10/26/10 03:43 PM
1,3-Dichlorobenzene	<0.000300	0.000300	0.00100		mg/L	1	10/26/10 03:43 PM
1,4-Dichlorobenzene	<0.000300	0.000300	0.00100		mg/L	1	10/26/10 03:43 PM
2-Butanone	<0.00500	0.00500	0.0150		mg/L	1	10/26/10 03:43 PM
2-Hexanone	<0.00500	0.00500	0.0150		mg/L	1	10/26/10 03:43 PM
4-Methyl-2-pentanone	<0.00500	0.00500	0.0150		mg/L	1	10/26/10 03:43 PM
Acetone	<0.00500	0.00500	0.0150		mg/L	1	10/26/10 03:43 PM

Qualifiers:

	See Final Page of Report for MQLs and MDLs	J	Analyte detected between SDL and RL
B	Analyte detected in the associated Method Blank	N	Parameter not NELAC certified
C	Sample Result or QC discussed in the Case Narrative	ND	Not Detected at the SDL
DF	Dilution Factor	RL	Reporting Limit (MQL adjusted for moisture and sample size)
E	TPH pattern not Gas or Diesel Range Pattern	S	Spike Recovery outside control limits
		SDL	Sample Detection Limit

DHL Analytical

Date: 11/01/10

CLIENT:	Geo Strata Environmental Consultants	Client Sample ID:	GW-EB-5
Project:	Hillcrest CEI	Lab ID:	1010167-22
Project No:	760-SL11	Collection Date:	10/21/10 05:20 PM
Lab Order:	1010167	Matrix:	Equip Blank

Analyses	Result	SDL	RL	Qual	Units	DF	Date Analyzed
Benzene	<0.000200	0.000200	0.00100		mg/L	1	10/26/10 03:43 PM
Bromodichloromethane	<0.000200	0.000200	0.00100		mg/L	1	10/26/10 03:43 PM
Bromoform	<0.000200	0.000200	0.00100		mg/L	1	10/26/10 03:43 PM
Bromomethane	<0.000300	0.000300	0.00100		mg/L	1	10/26/10 03:43 PM
Carbon disulfide	<0.00500	0.00500	0.0150		mg/L	1	10/26/10 03:43 PM
Carbon tetrachloride	<0.000200	0.000200	0.00100		mg/L	1	10/26/10 03:43 PM
Chlorobenzene	<0.000200	0.000200	0.00100		mg/L	1	10/26/10 03:43 PM
Chloroethane	<0.000300	0.000300	0.00100		mg/L	1	10/26/10 03:43 PM
Chloroform	<0.000300	0.000300	0.00100		mg/L	1	10/26/10 03:43 PM
Chloromethane	<0.000300	0.000300	0.00100		mg/L	1	10/26/10 03:43 PM
cis-1,2-Dichloroethene	<0.000200	0.000200	0.00100		mg/L	1	10/26/10 03:43 PM
cis-1,3-Dichloropropene	<0.000200	0.000200	0.00100		mg/L	1	10/26/10 03:43 PM
Cyclohexane	<0.00500	0.00500	0.0150	N	mg/L	1	10/26/10 03:43 PM
Dibromochloromethane	<0.000200	0.000200	0.00100		mg/L	1	10/26/10 03:43 PM
Dichlorodifluoromethane	<0.000200	0.000200	0.00100		mg/L	1	10/26/10 03:43 PM
Ethylbenzene	<0.000300	0.000300	0.00100		mg/L	1	10/26/10 03:43 PM
Isopropylbenzene	<0.000200	0.000200	0.00100		mg/L	1	10/26/10 03:43 PM
m,p-Xylene	<0.000600	0.000600	0.00200		mg/L	1	10/26/10 03:43 PM
Methyl Acetate	<0.00500	0.00500	0.0150		mg/L	1	10/26/10 03:43 PM
Methyl tert-butyl ether	<0.000300	0.000300	0.00100		mg/L	1	10/26/10 03:43 PM
Methylcyclohexane	<0.00500	0.00500	0.0150		mg/L	1	10/26/10 03:43 PM
Methylene chloride	<0.00250	0.00250	0.00250		mg/L	1	10/26/10 03:43 PM
o-Xylene	<0.000300	0.000300	0.00100		mg/L	1	10/26/10 03:43 PM
Styrene	<0.000200	0.000200	0.00100		mg/L	1	10/26/10 03:43 PM
Tetrachloroethene	<0.000600	0.000600	0.00200		mg/L	1	10/26/10 03:43 PM
Toluene	<0.000600	0.000600	0.00200		mg/L	1	10/26/10 03:43 PM
trans-1,2-Dichloroethene	<0.000200	0.000200	0.00100		mg/L	1	10/26/10 03:43 PM
trans-1,3-Dichloropropene	<0.000200	0.000200	0.00100		mg/L	1	10/26/10 03:43 PM
Trichloroethene	<0.000600	0.000600	0.00200		mg/L	1	10/26/10 03:43 PM
Trichlorofluoromethane	<0.000200	0.000200	0.00100		mg/L	1	10/26/10 03:43 PM
Vinyl chloride	<0.000100	0.000100	0.00100		mg/L	1	10/26/10 03:43 PM
Surr: 1,2-Dichloroethane-d4	91.3	0	72 - 119		%REC	1	10/26/10 03:43 PM
Surr: 4-Bromofluorobenzene	95.4	0	76 - 119		%REC	1	10/26/10 03:43 PM
Surr: Dibromofluoromethane	94.5	0	85 - 115		%REC	1	10/26/10 03:43 PM
Surr: Toluene-d8	101	0	81 - 120		%REC	1	10/26/10 03:43 PM

Qualifiers:

	See Final Page of Report for MQLs and MDLs	J	Analyte detected between SDL and RL
B	Analyte detected in the associated Method Blank	N	Parameter not NELAC certified
C	Sample Result or QC discussed in the Case Narrative	ND	Not Detected at the SDL
DF	Dilution Factor	RL	Reporting Limit (MQL adjusted for moisture and sample size)
E	TPH pattern not Gas or Diesel Range Pattern	S	Spike Recovery outside control limits
		SDL	Sample Detection Limit

DHL Analytical

Date: 11/01/10

CLIENT:	Geo Strata Environmental Consultants	Client Sample ID:	Trip Blank
Project:	Hillcrest CEI	Lab ID:	1010167-23
Project No:	760-SL11	Collection Date:	10/21/10
Lab Order:	1010167	Matrix:	Trip Blank

Analyses	Result	SDL	RL	Qual	Units	DF	Date Analyzed
8260 Water Volatiles by GC/MS		SW8260B					Analyst: AJR
1,1,1-Trichloroethane	<0.000200	0.000200	0.00100		mg/L	1	10/26/10 02:26 PM
1,1,2,2-Tetrachloroethane	<0.000200	0.000200	0.00100		mg/L	1	10/26/10 02:26 PM
1,1,2-Trichloroethane	<0.000200	0.000200	0.00100		mg/L	1	10/26/10 02:26 PM
1,1,2-Trichlorotrifluoroethane	<0.00500	0.00500	0.0150		mg/L	1	10/26/10 02:26 PM
1,1-Dichloroethane	<0.000200	0.000200	0.00100		mg/L	1	10/26/10 02:26 PM
1,1-Dichloroethene	<0.000200	0.000200	0.00100		mg/L	1	10/26/10 02:26 PM
1,2,4-Trichlorobenzene	<0.00150	0.00150	0.00500		mg/L	1	10/26/10 02:26 PM
1,2-Dibromo-3-chloropropane	<0.00300	0.00300	0.0100		mg/L	1	10/26/10 02:26 PM
1,2-Dibromoethane	<0.000200	0.000200	0.00100		mg/L	1	10/26/10 02:26 PM
1,2-Dichlorobenzene	<0.000300	0.000300	0.00100		mg/L	1	10/26/10 02:26 PM
1,2-Dichloroethane	<0.000300	0.000300	0.00100		mg/L	1	10/26/10 02:26 PM
1,2-Dichloropropane	<0.000200	0.000200	0.00100		mg/L	1	10/26/10 02:26 PM
1,3-Dichlorobenzene	<0.000300	0.000300	0.00100		mg/L	1	10/26/10 02:26 PM
1,4-Dichlorobenzene	<0.000300	0.000300	0.00100		mg/L	1	10/26/10 02:26 PM
2-Butanone	<0.00500	0.00500	0.0150		mg/L	1	10/26/10 02:26 PM
2-Hexanone	<0.00500	0.00500	0.0150		mg/L	1	10/26/10 02:26 PM
4-Methyl-2-pentanone	<0.00500	0.00500	0.0150		mg/L	1	10/26/10 02:26 PM
Acetone	<0.00500	0.00500	0.0150		mg/L	1	10/26/10 02:26 PM
Benzene	<0.000200	0.000200	0.00100		mg/L	1	10/26/10 02:26 PM
Bromodichloromethane	<0.000200	0.000200	0.00100		mg/L	1	10/26/10 02:26 PM
Bromoform	<0.000200	0.000200	0.00100		mg/L	1	10/26/10 02:26 PM
Bromomethane	<0.000300	0.000300	0.00100		mg/L	1	10/26/10 02:26 PM
Carbon disulfide	<0.00500	0.00500	0.0150		mg/L	1	10/26/10 02:26 PM
Carbon tetrachloride	<0.000200	0.000200	0.00100		mg/L	1	10/26/10 02:26 PM
Chlorobenzene	<0.000200	0.000200	0.00100		mg/L	1	10/26/10 02:26 PM
Chloroethane	<0.000300	0.000300	0.00100		mg/L	1	10/26/10 02:26 PM
Chloroform	<0.000300	0.000300	0.00100		mg/L	1	10/26/10 02:26 PM
Chloromethane	<0.000300	0.000300	0.00100		mg/L	1	10/26/10 02:26 PM
cis-1,2-Dichloroethene	<0.000200	0.000200	0.00100		mg/L	1	10/26/10 02:26 PM
cis-1,3-Dichloropropene	<0.000200	0.000200	0.00100		mg/L	1	10/26/10 02:26 PM
Cyclohexane	<0.00500	0.00500	0.0150	N	mg/L	1	10/26/10 02:26 PM
Dibromochloromethane	<0.000200	0.000200	0.00100		mg/L	1	10/26/10 02:26 PM
Dichlorodifluoromethane	<0.000200	0.000200	0.00100		mg/L	1	10/26/10 02:26 PM
Ethylbenzene	<0.000300	0.000300	0.00100		mg/L	1	10/26/10 02:26 PM
Isopropylbenzene	<0.000200	0.000200	0.00100		mg/L	1	10/26/10 02:26 PM
m,p-Xylene	<0.000600	0.000600	0.00200		mg/L	1	10/26/10 02:26 PM
Methyl Acetate	<0.00500	0.00500	0.0150		mg/L	1	10/26/10 02:26 PM
Methyl tert-butyl ether	<0.000300	0.000300	0.00100		mg/L	1	10/26/10 02:26 PM
Methylcyclohexane	<0.00500	0.00500	0.0150		mg/L	1	10/26/10 02:26 PM
Methylene chloride	<0.00250	0.00250	0.00250		mg/L	1	10/26/10 02:26 PM
o-Xylene	<0.000300	0.000300	0.00100		mg/L	1	10/26/10 02:26 PM
Styrene	<0.000200	0.000200	0.00100		mg/L	1	10/26/10 02:26 PM
Tetrachloroethene	<0.000600	0.000600	0.00200		mg/L	1	10/26/10 02:26 PM
Toluene	<0.000600	0.000600	0.00200		mg/L	1	10/26/10 02:26 PM

Qualifiers: See Final Page of Report for MQLs and MDLs

B	Analyte detected in the associated Method Blank	J	Analyte detected between SDL and RL
C	Sample Result or QC discussed in the Case Narrative	N	Parameter not NELAC certified
DF	Dilution Factor	ND	Not Detected at the SDL
E	TPH pattern not Gas or Diesel Range Pattern	RL	Reporting Limit (MQL adjusted for moisture and sample size)
		S	Spike Recovery outside control limits
		SDL	Sample Detection Limit

DHL Analytical

Date: 11/01/10

CLIENT:	Geo Strata Environmental Consultants	Client Sample ID:	Trip Blank
Project:	Hillcrest CEI	Lab ID:	1010167-23
Project No:	760-SL11	Collection Date:	10/21/10
Lab Order:	1010167	Matrix:	Trip Blank

Analyses	Result	SDL	RL	Qual	Units	DF	Date Analyzed
trans-1,2-Dichloroethene	<0.000200	0.000200	0.00100		mg/L	1	10/26/10 02:26 PM
trans-1,3-Dichloropropene	<0.000200	0.000200	0.00100		mg/L	1	10/26/10 02:26 PM
Trichloroethene	<0.000600	0.000600	0.00200		mg/L	1	10/26/10 02:26 PM
Trichlorofluoromethane	<0.000200	0.000200	0.00100		mg/L	1	10/26/10 02:26 PM
Vinyl chloride	<0.000100	0.000100	0.00100		mg/L	1	10/26/10 02:26 PM
Surr: 1,2-Dichloroethane-d4	90.9	0	72 - 119		%REC	1	10/26/10 02:26 PM
Surr: 4-Bromofluorobenzene	95.6	0	76 - 119		%REC	1	10/26/10 02:26 PM
Surr: Dibromofluoromethane	93.4	0	85 - 115		%REC	1	10/26/10 02:26 PM
Surr: Toluene-d8	101	0	81 - 120		%REC	1	10/26/10 02:26 PM

Qualifiers:

	See Final Page of Report for MQLs and MDLs	J	Analyte detected between SDL and RL
B	Analyte detected in the associated Method Blank	N	Parameter not NELAC certified
C	Sample Result or QC discussed in the Case Narrative	ND	Not Detected at the SDL
DF	Dilution Factor	RL	Reporting Limit (MQL adjusted for moisture and sample size)
E	TPH pattern not Gas or Diesel Range Pattern	S	Spike Recovery outside control limits
		SDL	Sample Detection Limit

DHL Analytical

Date: 11/01/10

CLIENT:	Geo Strata Environmental Consultants	Client Sample ID:	GW-06
Project:	Hillcrest CEI	Lab ID:	1010167-24
Project No:	760-SL11	Collection Date:	10/21/10 03:10 PM
Lab Order:	1010167	Matrix:	Aqueous

Analyses	Result	SDL	RL	Qual	Units	DF	Date Analyzed
Tx1005 TPH Water		**TX1005**					**Analyst: AV**
T/R Hydrocarbons: C6-C12	<0.666	0.666	1.90		mg/L	1	10/25/10 02:18 PM
T/R Hydrocarbons: >C12-C28	<0.666	0.666	1.90		mg/L	1	10/25/10 02:18 PM
T/R Hydrocarbons: >C28-C35	<0.666	0.666	1.90		mg/L	1	10/25/10 02:18 PM
T/R Hydrocarbons: C6-C35	<0.666	0.666	1.90		mg/L	1	10/25/10 02:18 PM
Surr: Isopropylbenzene	98.0	0	70 - 130		%REC	1	10/25/10 02:18 PM
Surr: Octacosane	98.7	0	70 - 130		%REC	1	10/25/10 02:18 PM
PAHs: GC/MS		**SW8270C**					**Analyst: DO**
Acenaphthene	<0.0000250	0.0000250	0.0000500		mg/L	1	10/25/10 05:10 PM
Acenaphthylene	<0.0000250	0.0000250	0.0000500		mg/L	1	10/25/10 05:10 PM
Anthracene	<0.0000250	0.0000250	0.0000500		mg/L	1	10/25/10 05:10 PM
Benzo[a]anthracene	<0.0000250	0.0000250	0.0000500		mg/L	1	10/25/10 05:10 PM
Benzo[a]pyrene	<0.0000250	0.0000250	0.0000500		mg/L	1	10/25/10 05:10 PM
Benzo[b]fluoranthene	<0.0000250	0.0000250	0.0000500		mg/L	1	10/25/10 05:10 PM
Benzo[g,h,i]perylene	<0.0000250	0.0000250	0.0000500		mg/L	1	10/25/10 05:10 PM
Benzo[k]fluoranthene	<0.0000250	0.0000250	0.0000500		mg/L	1	10/25/10 05:10 PM
Chrysene	<0.0000250	0.0000250	0.0000500		mg/L	1	10/25/10 05:10 PM
Dibenz[a,h]anthracene	<0.00000500	0.00000500	0.0000100		mg/L	1	10/25/10 05:10 PM
Fluoranthene	<0.0000250	0.0000250	0.0000500		mg/L	1	10/25/10 05:10 PM
Fluorene	<0.0000250	0.0000250	0.0000500		mg/L	1	10/25/10 05:10 PM
Indeno[1,2,3-cd]pyrene	<0.0000250	0.0000250	0.0000500		mg/L	1	10/25/10 05:10 PM
Naphthalene	<0.0000250	0.0000250	0.0000500		mg/L	1	10/25/10 05:10 PM
Phenanthrene	<0.0000250	0.0000250	0.0000500		mg/L	1	10/25/10 05:10 PM
Pyrene	<0.0000250	0.0000250	0.0000500		mg/L	1	10/25/10 05:10 PM
Surr: 2-Fluorobiphenyl	72.9	0	40 - 140		%REC	1	10/25/10 05:10 PM
Surr: 4-Terphenyl-d14	84.2	0	40 - 140		%REC	1	10/25/10 05:10 PM
8260 Water Volatiles by GC/MS		**SW8260B**					**Analyst: AJR**
1,1,1-Trichloroethane	<0.000200	0.000200	0.00100		mg/L	1	10/26/10 08:49 PM
1,1,2,2-Tetrachloroethane	<0.000200	0.000200	0.00100		mg/L	1	10/26/10 08:49 PM
1,1,2-Trichloroethane	<0.000200	0.000200	0.00100		mg/L	1	10/26/10 08:49 PM
1,1,2-Trichlorotrifluoroethane	<0.00500	0.00500	0.0150		mg/L	1	10/26/10 08:49 PM
1,1-Dichloroethane	<0.000200	0.000200	0.00100		mg/L	1	10/26/10 08:49 PM
1,1-Dichloroethene	<0.000200	0.000200	0.00100		mg/L	1	10/26/10 08:49 PM
1,2,4-Trichlorobenzene	<0.00150	0.00150	0.00500		mg/L	1	10/26/10 08:49 PM
1,2-Dibromo-3-chloropropane	<0.00300	0.00300	0.0100		mg/L	1	10/26/10 08:49 PM
1,2-Dibromoethane	<0.000200	0.000200	0.00100		mg/L	1	10/26/10 08:49 PM
1,2-Dichlorobenzene	<0.000300	0.000300	0.00100		mg/L	1	10/26/10 08:49 PM
1,2-Dichloroethane	<0.000300	0.000300	0.00100		mg/L	1	10/26/10 08:49 PM
1,2-Dichloropropane	<0.000200	0.000200	0.00100		mg/L	1	10/26/10 08:49 PM
1,3-Dichlorobenzene	<0.000300	0.000300	0.00100		mg/L	1	10/26/10 08:49 PM
1,4-Dichlorobenzene	<0.000300	0.000300	0.00100		mg/L	1	10/26/10 08:49 PM
2-Butanone	<0.00500	0.00500	0.0150		mg/L	1	10/26/10 08:49 PM
2-Hexanone	<0.00500	0.00500	0.0150		mg/L	1	10/26/10 08:49 PM
4-Methyl-2-pentanone	<0.00500	0.00500	0.0150		mg/L	1	10/26/10 08:49 PM
Acetone	<0.00500	0.00500	0.0150		mg/L	1	10/26/10 08:49 PM

Qualifiers:

	See Final Page of Report for MQLs and MDLs	J	Analyte detected between SDL and RL
B	Analyte detected in the associated Method Blank	N	Parameter not NELAC certified
C	Sample Result or QC discussed in the Case Narrative	ND	Not Detected at the SDL
DF	Dilution Factor	RL	Reporting Limit (MQL adjusted for moisture and sample size)
E	TPH pattern not Gas or Diesel Range Pattern	S	Spike Recovery outside control limits
		SDL	Sample Detection Limit

DHL Analytical

Date: 11/01/10

CLIENT:	Geo Strata Environmental Consultants	Client Sample ID:	GW-06
Project:	Hillcrest CEI	Lab ID:	1010167-24
Project No:	760-SL11	Collection Date:	10/21/10 03:10 PM
Lab Order:	1010167	Matrix:	Aqueous

Analyses	Result	SDL	RL	Qual	Units	DF	Date Analyzed
Benzene	<0.000200	0.000200	0.00100		mg/L	1	10/26/10 08:49 PM
Bromodichloromethane	<0.000200	0.000200	0.00100		mg/L	1	10/26/10 08:49 PM
Bromoform	<0.000200	0.000200	0.00100		mg/L	1	10/26/10 08:49 PM
Bromomethane	<0.000300	0.000300	0.00100		mg/L	1	10/26/10 08:49 PM
Carbon disulfide	<0.00500	0.00500	0.0150		mg/L	1	10/26/10 08:49 PM
Carbon tetrachloride	<0.000200	0.000200	0.00100		mg/L	1	10/26/10 08:49 PM
Chlorobenzene	<0.000200	0.000200	0.00100		mg/L	1	10/26/10 08:49 PM
Chloroethane	<0.000300	0.000300	0.00100		mg/L	1	10/26/10 08:49 PM
Chloroform	<0.000300	0.000300	0.00100		mg/L	1	10/26/10 08:49 PM
Chloromethane	<0.000300	0.000300	0.00100		mg/L	1	10/26/10 08:49 PM
cis-1,2-Dichloroethene	<0.000200	0.000200	0.00100		mg/L	1	10/26/10 08:49 PM
cis-1,3-Dichloropropene	<0.000200	0.000200	0.00100		mg/L	1	10/26/10 08:49 PM
Cyclohexane	<0.00500	0.00500	0.0150	N	mg/L	1	10/26/10 08:49 PM
Dibromochloromethane	<0.000200	0.000200	0.00100		mg/L	1	10/26/10 08:49 PM
Dichlorodifluoromethane	<0.000200	0.000200	0.00100		mg/L	1	10/26/10 08:49 PM
Ethylbenzene	<0.000300	0.000300	0.00100		mg/L	1	10/26/10 08:49 PM
Isopropylbenzene	<0.000200	0.000200	0.00100		mg/L	1	10/26/10 08:49 PM
m,p-Xylene	<0.000600	0.000600	0.00200		mg/L	1	10/26/10 08:49 PM
Methyl Acetate	<0.00500	0.00500	0.0150		mg/L	1	10/26/10 08:49 PM
Methyl tert-butyl ether	<0.000300	0.000300	0.00100		mg/L	1	10/26/10 08:49 PM
Methylcyclohexane	<0.00500	0.00500	0.0150		mg/L	1	10/26/10 08:49 PM
Methylene chloride	<0.00250	0.00250	0.00250		mg/L	1	10/26/10 08:49 PM
o-Xylene	<0.000300	0.000300	0.00100		mg/L	1	10/26/10 08:49 PM
Styrene	<0.000200	0.000200	0.00100		mg/L	1	10/26/10 08:49 PM
Tetrachloroethene	<0.000600	0.000600	0.00200		mg/L	1	10/26/10 08:49 PM
Toluene	<0.000600	0.000600	0.00200		mg/L	1	10/26/10 08:49 PM
trans-1,2-Dichloroethene	<0.000200	0.000200	0.00100		mg/L	1	10/26/10 08:49 PM
trans-1,3-Dichloropropene	<0.000200	0.000200	0.00100		mg/L	1	10/26/10 08:49 PM
Trichloroethene	<0.000600	0.000600	0.00200		mg/L	1	10/26/10 08:49 PM
Trichlorofluoromethane	<0.000200	0.000200	0.00100		mg/L	1	10/26/10 08:49 PM
Vinyl chloride	<0.000100	0.000100	0.00100		mg/L	1	10/26/10 08:49 PM
Surr: 1,2-Dichloroethane-d4	93.4	0	72 - 119		%REC	1	10/26/10 08:49 PM
Surr: 4-Bromofluorobenzene	94.4	0	76 - 119		%REC	1	10/26/10 08:49 PM
Surr: Dibromofluoromethane	94.6	0	85 - 115		%REC	1	10/26/10 08:49 PM
Surr: Toluene-d8	101	0	81 - 120		%REC	1	10/26/10 08:49 PM

Qualifiers:

	See Final Page of Report for MQLs and MDLs	J	Analyte detected between SDL and RL
B	Analyte detected in the associated Method Blank	N	Parameter not NELAC certified
C	Sample Result or QC discussed in the Case Narrative	ND	Not Detected at the SDL
DF	Dilution Factor	RL	Reporting Limit (MQL adjusted for moisture and sample size)
E	TPH pattern not Gas or Diesel Range Pattern	S	Spike Recovery outside control limits
		SDL	Sample Detection Limit

DHL Analytical

Date: 11/01/10

CLIENT:	Geo Strata Environmental Consultants	Client Sample ID:	GW-02
Project:	Hillcrest CEI	Lab ID:	1010167-25
Project No:	760-SL11	Collection Date:	10/21/10 04:50 PM
Lab Order:	1010167	Matrix:	Aqueous

Analyses	Result	SDL	RL	Qual	Units	DF	Date Analyzed
Tx1005 TPH Water		TX1005					Analyst: AV
T/R Hydrocarbons: C6-C12	<0.659	0.659	1.88		mg/L	1	10/25/10 02:27 PM
T/R Hydrocarbons: >C12-C28	<0.659	0.659	1.88		mg/L	1	10/25/10 02:27 PM
T/R Hydrocarbons: >C28-C35	<0.659	0.659	1.88		mg/L	1	10/25/10 02:27 PM
T/R Hydrocarbons: C6-C35	<0.659	0.659	1.88		mg/L	1	10/25/10 02:27 PM
Surr: Isopropylbenzene	96.8	0	70 - 130		%REC	1	10/25/10 02:27 PM
Surr: Octacosane	98.2	0	70 - 130		%REC	1	10/25/10 02:27 PM
PAHs: GC/MS		SW8270C					Analyst: DO
Acenaphthene	<0.0000250	0.0000250	0.0000500		mg/L	1	10/25/10 05:40 PM
Acenaphthylene	<0.0000250	0.0000250	0.0000500		mg/L	1	10/25/10 05:40 PM
Anthracene	<0.0000250	0.0000250	0.0000500		mg/L	1	10/25/10 05:40 PM
Benzo[a]anthracene	<0.0000250	0.0000250	0.0000500		mg/L	1	10/25/10 05:40 PM
Benzo[a]pyrene	<0.0000250	0.0000250	0.0000500		mg/L	1	10/25/10 05:40 PM
Benzo[b]fluoranthene	<0.0000250	0.0000250	0.0000500		mg/L	1	10/25/10 05:40 PM
Benzo[g,h,i]perylene	<0.0000250	0.0000250	0.0000500		mg/L	1	10/25/10 05:40 PM
Benzo[k]fluoranthene	<0.0000250	0.0000250	0.0000500		mg/L	1	10/25/10 05:40 PM
Chrysene	<0.0000250	0.0000250	0.0000500		mg/L	1	10/25/10 05:40 PM
Dibenz[a,h]anthracene	<0.00000500	0.00000500	0.0000100		mg/L	1	10/25/10 05:40 PM
Fluoranthene	<0.0000250	0.0000250	0.0000500		mg/L	1	10/25/10 05:40 PM
Fluorene	<0.0000250	0.0000250	0.0000500		mg/L	1	10/25/10 05:40 PM
Indeno[1,2,3-cd]pyrene	<0.0000250	0.0000250	0.0000500		mg/L	1	10/25/10 05:40 PM
Naphthalene	0.0000374	0.0000250	0.0000500	J	mg/L	1	10/25/10 05:40 PM
Phenanthrene	<0.0000250	0.0000250	0.0000500		mg/L	1	10/25/10 05:40 PM
Pyrene	<0.0000250	0.0000250	0.0000500		mg/L	1	10/25/10 05:40 PM
Surr: 2-Fluorobiphenyl	69.3	0	40 - 140		%REC	1	10/25/10 05:40 PM
Surr: 4-Terphenyl-d14	80.2	0	40 - 140		%REC	1	10/25/10 05:40 PM
8260 Water Volatiles by GC/MS		SW8260B					Analyst: AJR
1,1,1-Trichloroethane	<0.000200	0.000200	0.00100		mg/L	1	10/26/10 09:15 PM
1,1,2,2-Tetrachloroethane	<0.000200	0.000200	0.00100		mg/L	1	10/26/10 09:15 PM
1,1,2-Trichloroethane	<0.000200	0.000200	0.00100		mg/L	1	10/26/10 09:15 PM
1,1,2-Trichlorotrifluoroethane	<0.00500	0.00500	0.0150		mg/L	1	10/26/10 09:15 PM
1,1-Dichloroethane	<0.000200	0.000200	0.00100		mg/L	1	10/26/10 09:15 PM
1,1-Dichloroethene	<0.000200	0.000200	0.00100		mg/L	1	10/26/10 09:15 PM
1,2,4-Trichlorobenzene	<0.00150	0.00150	0.00500		mg/L	1	10/26/10 09:15 PM
1,2-Dibromo-3-chloropropane	<0.00300	0.00300	0.0100		mg/L	1	10/26/10 09:15 PM
1,2-Dibromoethane	<0.000200	0.000200	0.00100		mg/L	1	10/26/10 09:15 PM
1,2-Dichlorobenzene	<0.000300	0.000300	0.00100		mg/L	1	10/26/10 09:15 PM
1,2-Dichloroethane	<0.000300	0.000300	0.00100		mg/L	1	10/26/10 09:15 PM
1,2-Dichloropropane	<0.000200	0.000200	0.00100		mg/L	1	10/26/10 09:15 PM
1,3-Dichlorobenzene	<0.000300	0.000300	0.00100		mg/L	1	10/26/10 09:15 PM
1,4-Dichlorobenzene	<0.000300	0.000300	0.00100		mg/L	1	10/26/10 09:15 PM
2-Butanone	<0.00500	0.00500	0.0150		mg/L	1	10/26/10 09:15 PM
2-Hexanone	<0.00500	0.00500	0.0150		mg/L	1	10/26/10 09:15 PM
4-Methyl-2-pentanone	<0.00500	0.00500	0.0150		mg/L	1	10/26/10 09:15 PM
Acetone	<0.00500	0.00500	0.0150		mg/L	1	10/26/10 09:15 PM

Qualifiers:

	See Final Page of Report for MQLs and MDLs	J	Analyte detected between SDL and RL
B	Analyte detected in the associated Method Blank	N	Parameter not NELAC certified
C	Sample Result or QC discussed in the Case Narrative	ND	Not Detected at the SDL
DF	Dilution Factor	RL	Reporting Limit (MQL adjusted for moisture and sample size)
E	TPH pattern not Gas or Diesel Range Pattern	S	Spike Recovery outside control limits
		SDL	Sample Detection Limit

DHL Analytical

Date: 11/01/10

CLIENT:	Geo Strata Environmental Consultants	Client Sample ID:	GW-02
Project:	Hillcrest CEI	Lab ID:	1010167-25
Project No:	760-SL11	Collection Date:	10/21/10 04:50 PM
Lab Order:	1010167	Matrix:	Aqueous

Analyses	Result	SDL	RL	Qual	Units	DF	Date Analyzed
Benzene	<0.000200	0.000200	0.00100		mg/L	1	10/26/10 09:15 PM
Bromodichloromethane	<0.000200	0.000200	0.00100		mg/L	1	10/26/10 09:15 PM
Bromoform	0.000220	0.000200	0.00100	J	mg/L	1	10/26/10 09:15 PM
Bromomethane	<0.000300	0.000300	0.00100		mg/L	1	10/26/10 09:15 PM
Carbon disulfide	<0.00500	0.00500	0.0150		mg/L	1	10/26/10 09:15 PM
Carbon tetrachloride	<0.000200	0.000200	0.00100		mg/L	1	10/26/10 09:15 PM
Chlorobenzene	<0.000200	0.000200	0.00100		mg/L	1	10/26/10 09:15 PM
Chloroethane	<0.000300	0.000300	0.00100		mg/L	1	10/26/10 09:15 PM
Chloroform	<0.000300	0.000300	0.00100		mg/L	1	10/26/10 09:15 PM
Chloromethane	<0.000300	0.000300	0.00100		mg/L	1	10/26/10 09:15 PM
cis-1,2-Dichloroethene	<0.000200	0.000200	0.00100		mg/L	1	10/26/10 09:15 PM
cis-1,3-Dichloropropene	<0.000200	0.000200	0.00100		mg/L	1	10/26/10 09:15 PM
Cyclohexane	<0.00500	0.00500	0.0150	N	mg/L	1	10/26/10 09:15 PM
Dibromochloromethane	0.000240	0.000200	0.00100	J	mg/L	1	10/26/10 09:15 PM
Dichlorodifluoromethane	<0.000200	0.000200	0.00100		mg/L	1	10/26/10 09:15 PM
Ethylbenzene	<0.000300	0.000300	0.00100		mg/L	1	10/26/10 09:15 PM
Isopropylbenzene	<0.000200	0.000200	0.00100		mg/L	1	10/26/10 09:15 PM
m,p-Xylene	<0.000600	0.000600	0.00200		mg/L	1	10/26/10 09:15 PM
Methyl Acetate	<0.00500	0.00500	0.0150		mg/L	1	10/26/10 09:15 PM
Methyl tert-butyl ether	<0.000300	0.000300	0.00100		mg/L	1	10/26/10 09:15 PM
Methylcyclohexane	<0.00500	0.00500	0.0150		mg/L	1	10/26/10 09:15 PM
Methylene chloride	<0.00250	0.00250	0.00250		mg/L	1	10/26/10 09:15 PM
o-Xylene	<0.000300	0.000300	0.00100		mg/L	1	10/26/10 09:15 PM
Styrene	<0.000200	0.000200	0.00100		mg/L	1	10/26/10 09:15 PM
Tetrachloroethene	<0.000600	0.000600	0.00200		mg/L	1	10/26/10 09:15 PM
Toluene	<0.000600	0.000600	0.00200		mg/L	1	10/26/10 09:15 PM
trans-1,2-Dichloroethene	<0.000200	0.000200	0.00100		mg/L	1	10/26/10 09:15 PM
trans-1,3-Dichloropropene	<0.000200	0.000200	0.00100		mg/L	1	10/26/10 09:15 PM
Trichloroethene	<0.000600	0.000600	0.00200		mg/L	1	10/26/10 09:15 PM
Trichlorofluoromethane	<0.000200	0.000200	0.00100		mg/L	1	10/26/10 09:15 PM
Vinyl chloride	<0.000100	0.000100	0.00100		mg/L	1	10/26/10 09:15 PM
Surr: 1,2-Dichloroethane-d4	93.7	0	72 - 119		%REC	1	10/26/10 09:15 PM
Surr: 4-Bromofluorobenzene	95.1	0	76 - 119		%REC	1	10/26/10 09:15 PM
Surr: Dibromofluoromethane	95.0	0	85 - 115		%REC	1	10/26/10 09:15 PM
Surr: Toluene-d8	101	0	81 - 120		%REC	1	10/26/10 09:15 PM

Qualifiers:

	See Final Page of Report for MQLs and MDLs	J	Analyte detected between SDL and RL
B	Analyte detected in the associated Method Blank	N	Parameter not NELAC certified
C	Sample Result or QC discussed in the Case Narrative	ND	Not Detected at the SDL
DF	Dilution Factor	RL	Reporting Limit (MQL adjusted for moisture and sample size)
E	TPH pattern not Gas or Diesel Range Pattern	S	Spike Recovery outside control limits
		SDL	Sample Detection Limit

CLIENT: Geo Strata Environmental Consultants
Work Order: 1010167
Project: Hillcrest CEI

ANALYTICAL QC SUMMARY REPORT

RunID: GC12_101025A

Sample ID:	LCS-43550	Batch ID:	43550		TestNo:		TX1005		Units:		mg/Kg
SampType:	LCS	Run ID:	GC12_101025A		Analysis Date:		10/25/10 09:26 AM		Prep Date:		10/22/10
Analyte		Result	RL	SPK value	Ref Val	%REC	LowLimit	HighLimit	%RPD	RPD Limit	Qual
T/R Hydrocarbons: C6-C35		235	20.0	250.0	0	94.0	75	125			
Surr: Isopropylbenzene		23.1		25.00		92.2	70	130			
Surr: Octacosane		24.5		25.00		97.9	70	130			

Sample ID:	LCSD-43550	Batch ID:	43550		TestNo:		TX1005		Units:		mg/Kg
SampType:	LCSD	Run ID:	GC12_101025A		Analysis Date:		10/25/10 09:35 AM		Prep Date:		10/22/10
Analyte		Result	RL	SPK value	Ref Val	%REC	LowLimit	HighLimit	%RPD	RPD Limit	Qual
T/R Hydrocarbons: C6-C35		238	20.0	250.0	0	95.2	75	125	1.25	50	
Surr: Isopropylbenzene		23.0		25.00		92.1	70	130	0	0	
Surr: Octacosane		25.3		25.00		101	70	130	0	0	

Sample ID:	MB-43550	Batch ID:	43550		TestNo:		TX1005		Units:		mg/Kg
SampType:	MBLK	Run ID:	GC12_101025A		Analysis Date:		10/25/10 09:44 AM		Prep Date:		10/22/10
Analyte		Result	RL	SPK value	Ref Val	%REC	LowLimit	HighLimit	%RPD	RPD Limit	Qual
T/R Hydrocarbons: C6-C12		<7.00	20.0								
T/R Hydrocarbons: >C12-C28		<7.00	20.0								
T/R Hydrocarbons: >C28-C35		<7.00	20.0								
T/R Hydrocarbons: C6-C35		<7.00	20.0								
Surr: Isopropylbenzene		23.2		25.00		92.6	70	130			
Surr: Octacosane		25.8		25.00		103	70	130			

Sample ID:	1010167-13BMS	Batch ID:	43550		TestNo:		TX1005		Units:		mg/Kg-dry
SampType:	MS	Run ID:	GC12_101025A		Analysis Date:		10/25/10 11:33 AM		Prep Date:		10/22/10
Analyte		Result	RL	SPK value	Ref Val	%REC	LowLimit	HighLimit	%RPD	RPD Limit	Qual
T/R Hydrocarbons: C6-C35		292	25.3	316.7	0	92.2	75	125			
Surr: Isopropylbenzene		28.8		31.67		91.0	70	130			
Surr: Octacosane		30.6		31.67		96.7	70	130			

Sample ID:	1010167-13BMSD	Batch ID:	43550		TestNo:		TX1005		Units:		mg/Kg-dry
SampType:	MSD	Run ID:	GC12_101025A		Analysis Date:		10/25/10 11:42 AM		Prep Date:		10/22/10
Analyte		Result	RL	SPK value	Ref Val	%REC	LowLimit	HighLimit	%RPD	RPD Limit	Qual
T/R Hydrocarbons: C6-C35		353	30.0	375.3	0	93.9	75	125	18.8	50	
Surr: Isopropylbenzene		34.3		37.53		91.5	70	130	0	0	
Surr: Octacosane		36.9		37.53		98.3	70	130	0	0	

Qualifiers:

B	Analyte detected in the associated Method Blank	R	RPD outside accepted control limits
DF	Dilution Factor	RL	Reporting Limit
J	Analyte detected between MDL and RL	S	Spike Recovery outside control limits
MDL	Method Detection Limit	J	Analyte detected between SDL and RL
ND	Not Detected at the Method Detection Limit	N	Parameter not NELAC certified

CLIENT: Geo Strata Environmental Consultants
Work Order: 1010167
Project: Hillcrest CEI

ANALYTICAL QC SUMMARY REPORT

RunID: GC12_101025A

Sample ID:	ICV-101025	Batch ID:	R51943		TestNo:		TX1005		Units:		mg/Kg
SampType:	ICV	Run ID:	GC12_101025A		Analysis Date:		10/25/10 09:08 AM		Prep Date:		
Analyte		Result	RL	SPK value	Ref Val	%REC	LowLimit	HighLimit	%RPD	RPD Limit	Qual
T/R Hydrocarbons: C6-C35		859	20.0	1000	0	85.9	75	125			
Surr: Isopropylbenzene		45.6		50.00		91.1	70	130			
Surr: Octacosane		47.3		50.00		94.7	70	130			

Sample ID:	CCV1-101025	Batch ID:	R51943		TestNo:		TX1005		Units:		mg/Kg
SampType:	CCV	Run ID:	GC12_101025A		Analysis Date:		10/25/10 10:56 AM		Prep Date:		
Analyte		Result	RL	SPK value	Ref Val	%REC	LowLimit	HighLimit	%RPD	RPD Limit	Qual
T/R Hydrocarbons: C6-C35		478	20.0	500.0	0	95.7	75	125			
Surr: Isopropylbenzene		24.4		25.00		97.6	70	130			
Surr: Octacosane		25.8		25.00		103	70	130			

Sample ID:	CCV2-101025	Batch ID:	R51943		TestNo:		TX1005		Units:		mg/Kg
SampType:	CCV	Run ID:	GC12_101025A		Analysis Date:		10/25/10 12:36 PM		Prep Date:		
Analyte		Result	RL	SPK value	Ref Val	%REC	LowLimit	HighLimit	%RPD	RPD Limit	Qual
T/R Hydrocarbons: C6-C35		491	20.0	500.0	0	98.3	75	125			
Surr: Isopropylbenzene		25.0		25.00		99.8	70	130			
Surr: Octacosane		26.1		25.00		104	70	130			

Sample ID:	CCV3-101025	Batch ID:	R51943		TestNo:		TX1005		Units:		mg/Kg
SampType:	CCV	Run ID:	GC12_101025A		Analysis Date:		10/25/10 01:31 PM		Prep Date:		
Analyte		Result	RL	SPK value	Ref Val	%REC	LowLimit	HighLimit	%RPD	RPD Limit	Qual
T/R Hydrocarbons: C6-C35		490	20.0	500.0	0	98.1	75	125			
Surr: Isopropylbenzene		25.0		25.00		99.9	70	130			
Surr: Octacosane		26.3		25.00		105	70	130			

Qualifiers:				
	B	Analyte detected in the associated Method Blank	R	RPD outside accepted control limits
	DF	Dilution Factor	RL	Reporting Limit
	J	Analyte detected between MDL and RL	S	Spike Recovery outside control limits
	MDL	Method Detection Limit	J	Analyte detected between SDL and RL
	ND	Not Detected at the Method Detection Limit	N	Parameter not NELAC certified

CLIENT: Geo Strata Environmental Consultants
Work Order: 1010167
Project: Hillcrest CEI

ANALYTICAL QC SUMMARY REPORT

RunID: GC12_101025B

Sample ID:	LCS-43561	Batch ID:	43561		TestNo:		TX1005		Units:		mg/L
SampType:	LCS	Run ID:	GC12_101025B		Analysis Date:		10/25/10 01:42 PM		Prep Date:		10/25/10
Analyte		Result	RL	SPK value	Ref Val	%REC	LowLimit	HighLimit	%RPD	RPD Limit	Qual
T/R Hydrocarbons: C6-C35		22.3	2.00	25.00	0	89.1	75	125			
Surr: Isopropylbenzene		2.30		2.500		91.9	70	130			
Surr: Octacosane		2.56		2.500		102	70	130			

Sample ID:	LCSD-43561	Batch ID:	43561		TestNo:		TX1005		Units:		mg/L
SampType:	LCSD	Run ID:	GC12_101025B		Analysis Date:		10/25/10 01:51 PM		Prep Date:		10/25/10
Analyte		Result	RL	SPK value	Ref Val	%REC	LowLimit	HighLimit	%RPD	RPD Limit	Qual
T/R Hydrocarbons: C6-C35		22.5	2.00	25.00	0	90.0	75	125	1.03	20	
Surr: Isopropylbenzene		2.42		2.500		96.9	70	130	0	0	
Surr: Octacosane		2.51		2.500		100	70	130	0	0	

Sample ID:	MB-43561	Batch ID:	43561		TestNo:		TX1005		Units:		mg/L
SampType:	MBLK	Run ID:	GC12_101025B		Analysis Date:		10/25/10 02:00 PM		Prep Date:		10/25/10
Analyte		Result	RL	SPK value	Ref Val	%REC	LowLimit	HighLimit	%RPD	RPD Limit	Qual
T/R Hydrocarbons: C6-C12		<0.700	2.00								
T/R Hydrocarbons: >C12-C28		<0.700	2.00								
T/R Hydrocarbons: >C28-C35		<0.700	2.00								
T/R Hydrocarbons: C6-C35		<0.700	2.00								
Surr: Isopropylbenzene		2.39		2.500		95.8	70	130			
Surr: Octacosane		2.51		2.500		100	70	130			

Sample ID:	1010173-25BMS	Batch ID:	43561		TestNo:		TX1005		Units:		mg/L
SampType:	MS	Run ID:	GC12_101025B		Analysis Date:		10/25/10 03:03 PM		Prep Date:		10/25/10
Analyte		Result	RL	SPK value	Ref Val	%REC	LowLimit	HighLimit	%RPD	RPD Limit	Qual
T/R Hydrocarbons: C6-C35		20.8	1.89	23.66	0	87.7	75	125			
Surr: Isopropylbenzene		2.27		2.366		95.9	70	130			
Surr: Octacosane		2.34		2.366		99.1	70	130			

Sample ID:	1010173-25BMSD	Batch ID:	43561		TestNo:		TX1005		Units:		mg/L
SampType:	MSD	Run ID:	GC12_101025B		Analysis Date:		10/25/10 03:47 PM		Prep Date:		10/25/10
Analyte		Result	RL	SPK value	Ref Val	%REC	LowLimit	HighLimit	%RPD	RPD Limit	Qual
T/R Hydrocarbons: C6-C35		19.7	1.89	23.63	0	83.3	75	125	5.33	20	
Surr: Isopropylbenzene		2.27		2.363		96.2	70	130	0	0	
Surr: Octacosane		2.36		2.363		99.7	70	130	0	0	

Qualifiers:

B	Analyte detected in the associated Method Blank	R	RPD outside accepted control limits
DF	Dilution Factor	RL	Reporting Limit
J	Analyte detected between MDL and RL	S	Spike Recovery outside control limits
MDL	Method Detection Limit	J	Analyte detected between SDL and RL
ND	Not Detected at the Method Detection Limit	N	Parameter not NELAC certified

CLIENT: Geo Strata Environmental Consultants
Work Order: 1010167
Project: Hillcrest CEI

ANALYTICAL QC SUMMARY REPORT

RunID: GC12_101025B

Sample ID:	ICV-101025	Batch ID:	R51953		TestNo:		TX1005		Units:		mg/L
SampType:	ICV	Run ID:	GC12_101025B		Analysis Date:		10/25/10 09:08 AM		Prep Date:		
Analyte		Result	RL	SPK value	Ref Val	%REC	LowLimit	HighLimit	%RPD	RPD Limit	Qual
T/R Hydrocarbons: C6-C35		859	2.00	1000	0	85.9	75	125			
Surr: Isopropylbenzene		45.6		50.00		91.1	70	130			
Surr: Octacosane		47.3		50.00		94.7	70	130			

Sample ID:	CCV3-101025	Batch ID:	R51953		TestNo:		TX1005		Units:		mg/L
SampType:	CCV	Run ID:	GC12_101025B		Analysis Date:		10/25/10 01:31 PM		Prep Date:		
Analyte		Result	RL	SPK value	Ref Val	%REC	LowLimit	HighLimit	%RPD	RPD Limit	Qual
T/R Hydrocarbons: C6-C35		490	2.00	500.0	0	98.1	75	125			
Surr: Isopropylbenzene		25.0		25.00		99.9	70	130			
Surr: Octacosane		26.3		25.00		105	70	130			

Sample ID:	CCV4-101025	Batch ID:	R51953		TestNo:		TX1005		Units:		mg/L
SampType:	CCV	Run ID:	GC12_101025B		Analysis Date:		10/25/10 03:12 PM		Prep Date:		
Analyte		Result	RL	SPK value	Ref Val	%REC	LowLimit	HighLimit	%RPD	RPD Limit	Qual
T/R Hydrocarbons: C6-C35		498	2.00	500.0	0	99.7	75	125			
Surr: Isopropylbenzene		25.6		25.00		103	70	130			
Surr: Octacosane		26.7		25.00		107	70	130			

Sample ID:	CCV5-101025	Batch ID:	R51953		TestNo:		TX1005		Units:		mg/L
SampType:	CCV	Run ID:	GC12_101025B		Analysis Date:		10/25/10 04:41 PM		Prep Date:		
Analyte		Result	RL	SPK value	Ref Val	%REC	LowLimit	HighLimit	%RPD	RPD Limit	Qual
T/R Hydrocarbons: C6-C35		474	2.00	500.0	0	94.7	75	125			
Surr: Isopropylbenzene		24.6		25.00		98.4	70	130			
Surr: Octacosane		25.9		25.00		104	70	130			

Qualifiers:

B	Analyte detected in the associated Method Blank	R	RPD outside accepted control limits
DF	Dilution Factor	RL	Reporting Limit
J	Analyte detected between MDL and RL	S	Spike Recovery outside control limits
MDL	Method Detection Limit	J	Analyte detected between SDL and RL
ND	Not Detected at the Method Detection Limit	N	Parameter not NELAC certified

CLIENT: Geo Strata Environmental Consultants
Work Order: 1010167
Project: Hillcrest CEI

ANALYTICAL QC SUMMARY REPORT

RunID: CETAC_HG_101026A

Sample ID:	MB-43563	Batch ID:	43563		TestNo:		SW7471A		Units:		mg/Kg
SampType:	MBLK	Run ID:	CETAC_HG_101026A		Analysis Date:		10/26/10 02:56 PM		Prep Date:		10/25/10
Analyte		Result	RL	SPK value	Ref Val	%REC	LowLimit	HighLimit	%RPD	RPD Limit	Qual
Mercury		<0.0160	0.0400								

Sample ID:	LCS-43563	Batch ID:	43563		TestNo:		SW7471A		Units:		mg/Kg
SampType:	LCS	Run ID:	CETAC_HG_101026A		Analysis Date:		10/26/10 02:58 PM		Prep Date:		10/25/10
Analyte		Result	RL	SPK value	Ref Val	%REC	LowLimit	HighLimit	%RPD	RPD Limit	Qual
Mercury		0.208	0.0400	0.2000	0	104	85	115			

Sample ID:	LCSD-43563	Batch ID:	43563		TestNo:		SW7471A		Units:		mg/Kg
SampType:	LCSD	Run ID:	CETAC_HG_101026A		Analysis Date:		10/26/10 03:00 PM		Prep Date:		10/25/10
Analyte		Result	RL	SPK value	Ref Val	%REC	LowLimit	HighLimit	%RPD	RPD Limit	Qual
Mercury		0.204	0.0400	0.2000	0	102	85	115	1.94	25	

Sample ID:	1010172-02A SD	Batch ID:	43563		TestNo:		SW7471A		Units:		mg/Kg-dry
SampType:	SD	Run ID:	CETAC_HG_101026A		Analysis Date:		10/26/10 03:06 PM		Prep Date:		10/25/10
Analyte		Result	RL	SPK value	Ref Val	%REC	LowLimit	HighLimit	%RPD	RPD Limit	Qual
Mercury		<0.0764	0.191	0	0				0	10	

Sample ID:	1010172-02A PDS	Batch ID:	43563		TestNo:		SW7471A		Units:		mg/Kg-dry
SampType:	PDS	Run ID:	CETAC_HG_101026A		Analysis Date:		10/26/10 03:08 PM		Prep Date:		10/25/10
Analyte		Result	RL	SPK value	Ref Val	%REC	LowLimit	HighLimit	%RPD	RPD Limit	Qual
Mercury		0.245	0.0382	0.2388	0	102	85	115			

Sample ID:	1010172-02A MS	Batch ID:	43563		TestNo:		SW7471A		Units:		mg/Kg-dry
SampType:	MS	Run ID:	CETAC_HG_101026A		Analysis Date:		10/26/10 03:10 PM		Prep Date:		10/25/10
Analyte		Result	RL	SPK value	Ref Val	%REC	LowLimit	HighLimit	%RPD	RPD Limit	Qual
Mercury		0.192	0.0383	0.1913	0	101	80	120			

Sample ID:	1010172-02A MSD	Batch ID:	43563		TestNo:		SW7471A		Units:		mg/Kg-dry
SampType:	MSD	Run ID:	CETAC_HG_101026A		Analysis Date:		10/26/10 03:12 PM		Prep Date:		10/25/10
Analyte		Result	RL	SPK value	Ref Val	%REC	LowLimit	HighLimit	%RPD	RPD Limit	Qual
Mercury		0.197	0.0383	0.1917	0	103	80	120	2.19	25	

Qualifiers:				
	B	Analyte detected in the associated Method Blank	R	RPD outside accepted control limits
	DF	Dilution Factor	RL	Reporting Limit
	J	Analyte detected between MDL and RL	S	Spike Recovery outside control limits
	MDL	Method Detection Limit	J	Analyte detected between SDL and RL
	ND	Not Detected at the Method Detection Limit	N	Parameter not NELAC certified

CLIENT: Geo Strata Environmental Consultants
Work Order: 1010167
Project: Hillcrest CEI

ANALYTICAL QC SUMMARY REPORT

RunID: CETAC_HG_101026A

Sample ID:	ICV-101026	Batch ID:	R51967		TestNo:		SW7471A		Units:		mg/Kg
SampType:	ICV	Run ID:	CETAC_HG_101026A		Analysis Date:		10/26/10 02:52 PM		Prep Date:		
Analyte		Result	RL	SPK value	Ref Val	%REC	LowLimit	HighLimit	%RPD	RPD Limit	Qual
Mercury		0.00423	0.0400	0.004000	0	106	90	110			

Sample ID:	CCV1-101026	Batch ID:	R51967		TestNo:		SW7471A		Units:		mg/Kg
SampType:	CCV	Run ID:	CETAC_HG_101026A		Analysis Date:		10/26/10 03:17 PM		Prep Date:		
Analyte		Result	RL	SPK value	Ref Val	%REC	LowLimit	HighLimit	%RPD	RPD Limit	Qual
Mercury		0.00203	0.0400	0.002000	0	102	90	110			

Sample ID:	CCV2-101026	Batch ID:	R51967		TestNo:		SW7471A		Units:		mg/Kg
SampType:	CCV	Run ID:	CETAC_HG_101026A		Analysis Date:		10/26/10 03:31 PM		Prep Date:		
Analyte		Result	RL	SPK value	Ref Val	%REC	LowLimit	HighLimit	%RPD	RPD Limit	Qual
Mercury		0.00213	0.0400	0.002000	0	106	90	110			

Qualifiers:				
	B	Analyte detected in the associated Method Blank	R	RPD outside accepted control limits
	DF	Dilution Factor	RL	Reporting Limit
	J	Analyte detected between MDL and RL	S	Spike Recovery outside control limits
	MDL	Method Detection Limit	J	Analyte detected between SDL and RL
	ND	Not Detected at the Method Detection Limit	N	Parameter not NELAC certified

CLIENT: Geo Strata Environmental Consultants
Work Order: 1010167
Project: Hillcrest CEI

ANALYTICAL QC SUMMARY REPORT

RunID: ICP-MS2_101027A

Sample ID:	MB-43580	Batch ID:	43580		TestNo:		SW6020		Units:		mg/Kg
SampType:	MBLK	Run ID:	ICP-MS2_101027A		Analysis Date:		10/27/10 11:42 AM		Prep Date:		10/26/10
Analyte		Result	RL	SPK value	Ref Val	%REC	LowLimit	HighLimit	%RPD	RPD Limit	Qual
Arsenic		<0.500	1.00								
Barium		<0.500	2.00								
Cadmium		<0.100	0.300								
Chromium		<0.500	2.00								
Lead		<0.100	0.300								
Selenium		<0.150	0.500								
Silver		<0.100	0.200								

Sample ID:	LCS-43580	Batch ID:	43580		TestNo:		SW6020		Units:		mg/Kg
SampType:	LCS	Run ID:	ICP-MS2_101027A		Analysis Date:		10/27/10 11:47 AM		Prep Date:		10/26/10
Analyte		Result	RL	SPK value	Ref Val	%REC	LowLimit	HighLimit	%RPD	RPD Limit	Qual
Arsenic		47.4	1.00	50.00	0	94.9	80	120			
Barium		49.6	2.00	50.00	0	99.2	80	120			
Cadmium		49.0	0.300	50.00	0	98.0	80	120			
Chromium		51.4	2.00	50.00	0	103	80	120			
Lead		49.5	0.300	50.00	0	99.0	80	120			
Selenium		49.6	0.500	50.00	0	99.2	80	120			
Silver		50.8	0.200	50.00	0	102	80	120			

Sample ID:	LCSD-43580	Batch ID:	43580		TestNo:		SW6020		Units:		mg/Kg
SampType:	LCSD	Run ID:	ICP-MS2_101027A		Analysis Date:		10/27/10 11:53 AM		Prep Date:		10/26/10
Analyte		Result	RL	SPK value	Ref Val	%REC	LowLimit	HighLimit	%RPD	RPD Limit	Qual
Arsenic		48.5	1.00	50.00	0	97.0	80	120	2.24	25	
Barium		49.8	2.00	50.00	0	99.5	80	120	0.352	25	
Cadmium		49.0	0.300	50.00	0	98.0	80	120	0.051	25	
Chromium		51.7	2.00	50.00	0	103	80	120	0.534	25	
Lead		49.5	0.300	50.00	0	99.0	80	120	0.050	25	
Selenium		50.2	0.500	50.00	0	101	80	120	1.35	25	
Silver		51.7	0.200	50.00	0	103	80	120	1.71	25	

Sample ID:	1010167-04A SD	Batch ID:	43580		TestNo:		SW6020		Units:		mg/Kg-dry
SampType:	SD	Run ID:	ICP-MS2_101027A		Analysis Date:		10/27/10 12:15 PM		Prep Date:		10/26/10
Analyte		Result	RL	SPK value	Ref Val	%REC	LowLimit	HighLimit	%RPD	RPD Limit	Qual
Arsenic		3.72	5.66	0	3.706				0.419	10	
Barium		136	11.3	0	139.4				2.40	10	
Cadmium		<0.566	1.70	0	0.3700				0	10	
Chromium		18.0	11.3	0	15.84				12.9	10	R
Lead		11.9	1.70	0	12.24				2.74	10	
Selenium		1.66	2.83	0	1.553				6.66	10	
Silver		<0.566	1.13	0	0.2101				0	10	

Sample ID:	1010167-04A PDS	Batch ID:	43580	TestNo:	SW6020	Units:	mg/Kg-dry
SampType:	PDS	Run ID:	ICP-MS2_101027A	Analysis Date:	10/27/10 12:20 PM	Prep Date:	10/26/10

Qualifiers:				
	B	Analyte detected in the associated Method Blank	R	RPD outside accepted control limits
	DF	Dilution Factor	RL	Reporting Limit
	J	Analyte detected between MDL and RL	S	Spike Recovery outside control limits
	MDL	Method Detection Limit	J	Analyte detected between SDL and RL
	ND	Not Detected at the Method Detection Limit	N	Parameter not NELAC certified

CLIENT: Geo Strata Environmental Consultants
Work Order: 1010167
Project: Hillcrest CEI

ANALYTICAL QC SUMMARY REPORT

RunID: ICP-MS2_101027A

Analyte	Result	RL	SPK value	Ref Val	%REC	LowLimit	HighLimit	%RPD	RPD Limit	Qual
Arsenic	58.0	1.13	56.62	3.706	95.9	80	120			
Barium	197	2.26	56.62	139.4	102	80	120			
Cadmium	56.3	0.340	56.62	0.3700	98.7	80	120			
Chromium	63.3	2.26	56.62	15.84	83.9	80	120			
Lead	69.6	0.340	56.62	12.24	101	80	120			
Selenium	58.1	0.566	56.62	1.553	99.9	80	120			
Silver	58.6	0.226	56.62	0.2101	103	80	120			

Sample ID:	1010167-04A MS	Batch ID:	43580	TestNo:	SW6020	Units:	mg/Kg-dry
SampType:	MS	Run ID:	ICP-MS2_101027A	Analysis Date:	10/27/10 12:25 PM	Prep Date:	10/26/10

Analyte	Result	RL	SPK value	Ref Val	%REC	LowLimit	HighLimit	%RPD	RPD Limit	Qual
Arsenic	52.0	1.11	55.60	3.706	86.9	80	120			
Barium	224	2.22	55.60	139.4	152	80	120			S
Cadmium	52.6	0.334	55.60	0.3700	93.9	80	120			
Chromium	61.2	2.22	55.60	15.84	81.6	80	120			
Lead	63.9	0.334	55.60	12.24	92.9	80	120			
Selenium	51.0	0.556	55.60	1.553	89.0	80	120			
Silver	54.2	0.222	55.60	0.2101	97.2	80	120			

Sample ID:	1010167-04A MSD	Batch ID:	43580	TestNo:	SW6020	Units:	mg/Kg-dry
SampType:	MSD	Run ID:	ICP-MS2_101027A	Analysis Date:	10/27/10 12:31 PM	Prep Date:	10/26/10

Analyte	Result	RL	SPK value	Ref Val	%REC	LowLimit	HighLimit	%RPD	RPD Limit	Qual
Arsenic	55.0	1.15	57.68	3.706	88.9	80	120	5.47	25	
Barium	337	2.31	57.68	139.4	343	80	120	40.3	25	SR
Cadmium	56.2	0.346	57.68	0.3700	96.7	80	120	6.59	25	
Chromium	65.6	2.31	57.68	15.84	86.2	80	120	6.89	25	
Lead	72.9	0.346	57.68	12.24	105	80	120	13.2	25	
Selenium	54.2	0.577	57.68	1.553	91.3	80	120	6.04	25	
Silver	57.4	0.231	57.68	0.2101	99.2	80	120	5.70	25	

Qualifiers:				
	B	Analyte detected in the associated Method Blank	R	RPD outside accepted control limits
	DF	Dilution Factor	RL	Reporting Limit
	J	Analyte detected between MDL and RL	S	Spike Recovery outside control limits
	MDL	Method Detection Limit	J	Analyte detected between SDL and RL
	ND	Not Detected at the Method Detection Limit	N	Parameter not NELAC certified

CLIENT: Geo Strata Environmental Consultants
Work Order: 1010167
Project: Hillcrest CEI

ANALYTICAL QC SUMMARY REPORT

RunID: ICP-MS2_101027A

Sample ID:	LLICV1-101027	Batch ID:	R51997	TestNo:	SW6020	Units:	mg/Kg
SampType:	LCVL	Run ID:	ICP-MS2_101027A	Analysis Date:	10/27/10 11:36 AM	Prep Date:	

Analyte	Result	RL	SPK value	Ref Val	%REC	LowLimit	HighLimit	%RPD	RPD Limit	Qual
Arsenic	0.000880	0.200	0.001000	0	88.0	70	130			
Barium	0.000960	0.400	0.001000	0	96.0	70	130			
Cadmium	0.000925	0.0600	0.001000	0	92.5	70	130			
Chromium	0.00103	0.400	0.001000	0	103	70	130			
Lead	0.000929	0.0600	0.001000	0	92.9	70	130			
Selenium	0.00121	0.100	0.001000	0	121	70	130			
Silver	0.000976	0.0400	0.001000	0	97.6	70	130			

Sample ID:	LLCCV1-101027	Batch ID:	R51997	TestNo:	SW6020	Units:	mg/Kg
SampType:	LCVL	Run ID:	ICP-MS2_101027A	Analysis Date:	10/27/10 12:53 PM	Prep Date:	

Analyte	Result	RL	SPK value	Ref Val	%REC	LowLimit	HighLimit	%RPD	RPD Limit	Qual
Arsenic	0.000958	0.200	0.001000	0	95.8	70	130			
Barium	0.00119	0.400	0.001000	0	119	70	130			
Cadmium	0.000897	0.0600	0.001000	0	89.7	70	130			
Chromium	0.00106	0.400	0.001000	0	106	70	130			
Lead	0.000957	0.0600	0.001000	0	95.7	70	130			
Selenium	0.00103	0.100	0.001000	0	103	70	130			
Silver	0.000964	0.0400	0.001000	0	96.4	70	130			

Sample ID:	ICV1-101027	Batch ID:	R51997	TestNo:	SW6020	Units:	mg/L
SampType:	ICV	Run ID:	ICP-MS2_101027A	Analysis Date:	10/27/10 11:20 AM	Prep Date:	

Analyte	Result	RL	SPK value	Ref Val	%REC	LowLimit	HighLimit	%RPD	RPD Limit	Qual
Arsenic	0.0998	0.00600	0.100	0	99.8	90	110			
Barium	0.0982	0.0100	0.100	0	98.2	90	110			
Cadmium	0.0954	0.00100	0.100	0	95.4	90	110			
Chromium	0.104	0.00600	0.100	0	104	90	110			
Lead	0.0977	0.00100	0.100	0	97.6	90	110			
Selenium	0.103	0.00600	0.100	0	103	90	110			
Silver	0.0989	0.00200	0.100	0	98.9	90	110			

Sample ID:	CCV1-101027	Batch ID:	R51997	TestNo:	SW6020	Units:	mg/L
SampType:	CCV	Run ID:	ICP-MS2_101027A	Analysis Date:	10/27/10 12:36 PM	Prep Date:	

Analyte	Result	RL	SPK value	Ref Val	%REC	LowLimit	HighLimit	%RPD	RPD Limit	Qual
Arsenic	0.196	0.00600	0.200	0	98.2	90	110			
Barium	0.196	0.0100	0.200	0	97.8	90	110			
Cadmium	0.194	0.00100	0.200	0	97.0	90	110			
Chromium	0.208	0.00600	0.200	0	104	90	110			
Lead	0.192	0.00100	0.200	0	96.2	90	110			
Selenium	0.204	0.00600	0.200	0	102	90	110			
Silver	0.199	0.00200	0.200	0	99.4	90	110			

Qualifiers:

B	Analyte detected in the associated Method Blank	R	RPD outside accepted control limits
DF	Dilution Factor	RL	Reporting Limit
J	Analyte detected between MDL and RL	S	Spike Recovery outside control limits
MDL	Method Detection Limit	J	Analyte detected between SDL and RL
ND	Not Detected at the Method Detection Limit	N	Parameter not NELAC certified

CLIENT: Geo Strata Environmental Consultants
Work Order: 1010167
Project: Hillcrest CEI

ANALYTICAL QC SUMMARY REPORT

RunID: GCMS6_101025A

Sample ID:	LCS-43558	Batch ID:	43558	TestNo:	SW8270C	Units:	mg/L
SampType:	LCS	Run ID:	GCMS6_101025A	Analysis Date:	10/25/10 11:01 AM	Prep Date:	10/25/10

Analyte	Result	RL	SPK value	Ref Val	%REC	LowLimit	HighLimit	%RPD	RPD Limit	Qual
Acenaphthene	0.00208	0.0000500	0.00400	0	51.9	50	110			
Acenaphthylene	0.00226	0.0000500	0.00400	0	56.6	55	110			
Anthracene	0.00222	0.0000500	0.00400	0	55.5	44	110			
Benzo[a]anthracene	0.00262	0.0000500	0.00400	0	65.6	48	115			
Benzo[a]pyrene	0.00256	0.0000500	0.00400	0	63.9	53	112			
Benzo[b]fluoranthene	0.00267	0.0000500	0.00400	0	66.9	52	117			
Benzo[g,h,i]perylene	0.00270	0.0000500	0.00400	0	67.6	60	114			
Benzo[k]fluoranthene	0.00259	0.0000500	0.00400	0	64.8	53	124			
Chrysene	0.00259	0.0000500	0.00400	0	64.8	54	122			
Dibenz[a,h]anthracene	0.00269	0.0000100	0.00400	0	67.2	51	120			
Fluoranthene	0.00252	0.0000500	0.00400	0	62.9	40	126			
Fluorene	0.00230	0.0000500	0.00400	0	57.5	54	110			
Indeno[1,2,3-cd]pyrene	0.00272	0.0000500	0.00400	0	67.9	57	116			
Naphthalene	0.00204	0.0000500	0.00400	0	50.9	44	110			
Phenanthrene	0.00221	0.0000500	0.00400	0	55.2	51	114			
Pyrene	0.00260	0.0000500	0.00400	0	65.1	53	120			
Surr: 2-Fluorobiphenyl	3.82		8.000		47.7	40	140			
Surr: 4-Terphenyl-d14	4.56		8.000		57.1	40	140			

Sample ID:	1010173-25CMS	Batch ID:	43558	TestNo:	SW8270C	Units:	mg/L
SampType:	MS	Run ID:	GCMS6_101025A	Analysis Date:	10/25/10 11:32 AM	Prep Date:	10/25/10

Analyte	Result	RL	SPK value	Ref Val	%REC	LowLimit	HighLimit	%RPD	RPD Limit	Qual
Acenaphthene	0.00302	0.0000500	0.00400	0	75.5	50	110			
Acenaphthylene	0.00332	0.0000500	0.00400	0	82.9	55	110			
Anthracene	0.00325	0.0000500	0.00400	0	81.2	44	110			
Benzo[a]anthracene	0.00380	0.0000500	0.00400	0	95.1	48	115			
Benzo[a]pyrene	0.00381	0.0000500	0.00400	0	95.1	53	112			
Benzo[b]fluoranthene	0.00396	0.0000500	0.00400	0	99.0	52	117			
Benzo[g,h,i]perylene	0.00417	0.0000500	0.00400	0	104	60	114			
Benzo[k]fluoranthene	0.00378	0.0000500	0.00400	0	94.4	53	124			
Chrysene	0.00366	0.0000500	0.00400	0	91.5	54	122			
Dibenz[a,h]anthracene	0.00409	0.0000100	0.00400	0	102	51	120			
Fluoranthene	0.00361	0.0000500	0.00400	0	90.3	40	126			
Fluorene	0.00339	0.0000500	0.00400	0	84.7	54	110			
Indeno[1,2,3-cd]pyrene	0.00408	0.0000500	0.00400	0	102	57	116			
Naphthalene	0.00280	0.0000500	0.00400	0	70.1	44	110			
Phenanthrene	0.00320	0.0000500	0.00400	0	79.9	51	114			
Pyrene	0.00381	0.0000500	0.00400	0	95.2	53	120			
Surr: 2-Fluorobiphenyl	4.72		8.000		59.0	40	140			
Surr: 4-Terphenyl-d14	5.36		8.000		67.0	40	140			

Sample ID:	1010173-25CMSD	Batch ID:	43558	TestNo:	SW8270C	Units:	mg/L
SampType:	MSD	Run ID:	GCMS6_101025A	Analysis Date:	10/25/10 12:02 PM	Prep Date:	10/25/10

Qualifiers:

B	Analyte detected in the associated Method Blank	R	RPD outside accepted control limits
DF	Dilution Factor	RL	Reporting Limit
J	Analyte detected between MDL and RL	S	Spike Recovery outside control limits
MDL	Method Detection Limit	J	Analyte detected between SDL and RL
ND	Not Detected at the Method Detection Limit	N	Parameter not NELAC certified

CLIENT: Geo Strata Environmental Consultants
Work Order: 1010167
Project: Hillcrest CEI

ANALYTICAL QC SUMMARY REPORT

RunID: GCMS6_101025A

Analyte	Result	RL	SPK value	Ref Val	%REC	LowLimit	HighLimit	%RPD	RPD Limit	Qual
Acenaphthene	0.00312	0.0000500	0.00400	0	78.1	50	110	3.40	30	
Acenaphthylene	0.00349	0.0000500	0.00400	0	87.2	55	110	4.96	30	
Anthracene	0.00318	0.0000500	0.00400	0	79.5	44	110	2.07	30	
Benzo[a]anthracene	0.00383	0.0000500	0.00400	0	95.8	48	115	0.757	30	
Benzo[a]pyrene	0.00384	0.0000500	0.00400	0	96.0	53	112	0.933	30	
Benzo[b]fluoranthene	0.00394	0.0000500	0.00400	0	98.4	52	117	0.605	30	
Benzo[g,h,i]perylene	0.00410	0.0000500	0.00400	0	103	60	114	1.54	30	
Benzo[k]fluoranthene	0.00380	0.0000500	0.00400	0	95.0	53	124	0.631	30	
Chrysene	0.00375	0.0000500	0.00400	0	93.8	54	122	2.49	30	
Dibenz[a,h]anthracene	0.00398	0.0000100	0.00400	0	99.4	51	120	2.81	30	
Fluoranthene	0.00355	0.0000500	0.00400	0	88.7	40	126	1.78	30	
Fluorene	0.00342	0.0000500	0.00400	0	85.5	54	110	1.01	30	
Indeno[1,2,3-cd]pyrene	0.00398	0.0000500	0.00400	0	99.5	57	116	2.56	30	
Naphthalene	0.00318	0.0000500	0.00400	0	79.5	44	110	12.6	30	
Phenanthrene	0.00315	0.0000500	0.00400	0	78.7	51	114	1.54	30	
Pyrene	0.00383	0.0000500	0.00400	0	95.7	53	120	0.443	30	
Surr: 2-Fluorobiphenyl	4.49		8.000		56.1	40	140	0	0	
Surr: 4-Terphenyl-d14	5.07		8.000		63.4	40	140	0	0	

Sample ID:	MB-43558	Batch ID:	43558	TestNo:	SW8270C	Units:	mg/L
SampType:	MBLK	Run ID:	GCMS6_101025A	Analysis Date:	10/25/10 01:04 PM	Prep Date:	10/25/10

Analyte	Result	RL	SPK value	Ref Val	%REC	LowLimit	HighLimit	%RPD	RPD Limit	Qual
Acenaphthene	<0.0000250	0.0000500								
Acenaphthylene	<0.0000250	0.0000500								
Anthracene	<0.0000250	0.0000500								
Benzo[a]anthracene	<0.0000250	0.0000500								
Benzo[a]pyrene	<0.0000250	0.0000500								
Benzo[b]fluoranthene	<0.0000250	0.0000500								
Benzo[g,h,i]perylene	<0.0000250	0.0000500								
Benzo[k]fluoranthene	<0.0000250	0.0000500								
Chrysene	<0.0000250	0.0000500								
Dibenz[a,h]anthracene	<0.00000500	0.0000100								
Fluoranthene	<0.0000250	0.0000500								
Fluorene	<0.0000250	0.0000500								
Indeno[1,2,3-cd]pyrene	<0.0000250	0.0000500								
Naphthalene	<0.0000250	0.0000500								
Phenanthrene	<0.0000250	0.0000500								
Pyrene	<0.0000250	0.0000500								
Surr: 2-Fluorobiphenyl	4.65		8.000		58.1	40	140			
Surr: 4-Terphenyl-d14	5.35		8.000		66.9	40	140			

Qualifiers:

B	Analyte detected in the associated Method Blank	R	RPD outside accepted control limits
DF	Dilution Factor	RL	Reporting Limit
J	Analyte detected between MDL and RL	S	Spike Recovery outside control limits
MDL	Method Detection Limit	J	Analyte detected between SDL and RL
ND	Not Detected at the Method Detection Limit	N	Parameter not NELAC certified

CLIENT: Geo Strata Environmental Consultants
Work Order: 1010167
Project: Hillcrest CEI

ANALYTICAL QC SUMMARY REPORT

RunID: GCMS6_101025A

Sample ID:	ICV-101025	Batch ID:	R51958	TestNo:	SW8270C			Units:	mg/L
SampType:	ICV	Run ID:	GCMS6_101025A	Analysis Date:	10/25/10 10:30 AM			Prep Date:	

Analyte	Result	RL	SPK value	Ref Val	%REC	LowLimit	HighLimit	%RPD	RPD Limit	Qual
Acenaphthene	1.89	0.0000500	2.00	0	94.3	80	120			
Acenaphthylene	2.06	0.0000500	2.00	0	103	80	120			
Anthracene	1.81	0.0000500	2.00	0	90.7	80	120			
Benzo[a]anthracene	2.02	0.0000500	2.00	0	101	80	120			
Benzo[a]pyrene	1.95	0.0000500	2.00	0	97.3	80	120			
Benzo[b]fluoranthene	2.03	0.0000500	2.00	0	102	80	120			
Benzo[g,h,i]perylene	2.06	0.0000500	2.00	0	103	80	120			
Benzo[k]fluoranthene	1.94	0.0000500	2.00	0	96.9	80	120			
Chrysene	1.93	0.0000500	2.00	0	96.7	80	120			
Dibenz[a,h]anthracene	2.06	0.0000100	2.00	0	103	80	120			
Fluoranthene	2.12	0.0000500	2.00	0	106	80	120			
Fluorene	1.96	0.0000500	2.00	0	98.1	80	120			
Indeno[1,2,3-cd]pyrene	2.09	0.0000500	2.00	0	104	80	120			
Naphthalene	1.94	0.0000500	2.00	0	96.9	80	120			
Phenanthrene	1.74	0.0000500	2.00	0	87.1	80	120			
Pyrene	2.27	0.0000500	2.00	0	114	80	120			
Surr: 2-Fluorobiphenyl	1750		2000		87.7	40	140			
Surr: 4-Terphenyl-d14	1810		2000		90.5	40	140			

Qualifiers:				
	B	Analyte detected in the associated Method Blank	R	RPD outside accepted control limits
	DF	Dilution Factor	RL	Reporting Limit
	J	Analyte detected between MDL and RL	S	Spike Recovery outside control limits
	MDL	Method Detection Limit	J	Analyte detected between SDL and RL
	ND	Not Detected at the Method Detection Limit	N	Parameter not NELAC certified

CLIENT: Geo Strata Environmental Consultants
Work Order: 1010167
Project: Hillcrest CEI

ANALYTICAL QC SUMMARY REPORT

RunID: GCMS6_101027A

Sample ID:	LCS-43603	Batch ID:	43603	TestNo:	SW8270C	Units:	mg/Kg
SampType:	LCS	Run ID:	GCMS6_101027A	Analysis Date:	10/27/10 05:10 PM	Prep Date:	10/27/10

Analyte	Result	RL	SPK value	Ref Val	%REC	LowLimit	HighLimit	%RPD	RPD Limit	Qual
Acenaphthene	0.646	0.0500	1.000	0	64.6	56	114			
Acenaphthylene	0.678	0.0500	1.000	0	67.8	56	116			
Anthracene	0.676	0.0500	1.000	0	67.6	40	113			
Benzo[a]anthracene	0.798	0.0500	1.000	0	79.8	52	108			
Benzo[a]pyrene	0.782	0.0500	1.000	0	78.2	48	115			
Benzo[b]fluoranthene	0.806	0.0500	1.000	0	80.6	43	115			
Benzo[g,h,i]perylene	0.857	0.0500	1.000	0	85.7	47	123			
Benzo[k]fluoranthene	0.771	0.0500	1.000	0	77.1	54	118			
Chrysene	0.793	0.0500	1.000	0	79.3	56	115			
Dibenz[a,h]anthracene	0.815	0.0500	1.000	0	81.5	43	120			
Fluoranthene	0.762	0.0500	1.000	0	76.2	41	108			
Fluorene	0.680	0.0500	1.000	0	68.0	47	128			
Indeno[1,2,3-cd]pyrene	0.835	0.0500	1.000	0	83.5	46	119			
Naphthalene	0.657	0.0500	1.000	0	65.7	55	113			
Phenanthrene	0.650	0.0500	1.000	0	65.0	55	114			
Pyrene	0.815	0.0500	1.000	0	81.5	42	125			
Surr: 2-Fluorobiphenyl	2.33		4.000		58.3	40	140			
Surr: 4-Terphenyl-d14	3.02		4.000		75.5	40	140			

Sample ID:	1010167-13CMS	Batch ID:	43603	TestNo:	SW8270C	Units:	mg/Kg-dry
SampType:	MS	Run ID:	GCMS6_101027A	Analysis Date:	10/27/10 05:42 PM	Prep Date:	10/27/10

Analyte	Result	RL	SPK value	Ref Val	%REC	LowLimit	HighLimit	%RPD	RPD Limit	Qual
Acenaphthene	0.648	0.0551	1.103	0	58.7	56	114			
Acenaphthylene	0.693	0.0551	1.103	0	62.8	56	116			
Anthracene	0.818	0.0551	1.103	0	74.2	40	113			
Benzo[a]anthracene	0.991	0.0551	1.103	0	89.8	52	108			
Benzo[a]pyrene	0.949	0.0551	1.103	0	86.0	48	115			
Benzo[b]fluoranthene	1.00	0.0551	1.103	0	90.8	43	115			
Benzo[g,h,i]perylene	1.05	0.0551	1.103	0	95.5	47	123			
Benzo[k]fluoranthene	0.958	0.0551	1.103	0	86.9	54	118			
Chrysene	0.975	0.0551	1.103	0	88.4	56	115			
Dibenz[a,h]anthracene	1.02	0.0551	1.103	0	92.5	43	120			
Fluoranthene	0.937	0.0551	1.103	0	84.9	41	108			
Fluorene	0.747	0.0551	1.103	0	67.8	47	128			
Indeno[1,2,3-cd]pyrene	1.03	0.0551	1.103	0	93.1	46	119			
Naphthalene	0.626	0.0551	1.103	0	56.7	55	113			
Phenanthrene	0.811	0.0551	1.103	0	73.5	55	114			
Pyrene	0.992	0.0551	1.103	0	90.0	42	125			
Surr: 2-Fluorobiphenyl	2.24		4.412		50.8	40	140			
Surr: 4-Terphenyl-d14	3.51		4.412		79.5	40	140			

Sample ID:	1010167-13CMSD	Batch ID:	43603	TestNo:	SW8270C	Units:	mg/Kg-dry
SampType:	MSD	Run ID:	GCMS6_101027A	Analysis Date:	10/27/10 06:14 PM	Prep Date:	10/27/10

Qualifiers:

B	Analyte detected in the associated Method Blank	R	RPD outside accepted control limits
DF	Dilution Factor	RL	Reporting Limit
J	Analyte detected between MDL and RL	S	Spike Recovery outside control limits
MDL	Method Detection Limit	J	Analyte detected between SDL and RL
ND	Not Detected at the Method Detection Limit	N	Parameter not NELAC certified

CLIENT: Geo Strata Environmental Consultants
Work Order: 1010167
Project: Hillcrest CEI

ANALYTICAL QC SUMMARY REPORT

RunID: GCMS6_101027A

Analyte	Result	RL	SPK value	Ref Val	%REC	LowLimit	HighLimit	%RPD	RPD Limit	Qual
Acenaphthene	0.619	0.0548	1.096	0	56.5	56	114	4.47	30	
Acenaphthylene	0.668	0.0548	1.096	0	61.0	56	116	3.55	30	
Anthracene	0.808	0.0548	1.096	0	73.7	40	113	1.27	30	
Benzo[a]anthracene	0.997	0.0548	1.096	0	91.0	52	108	0.632	30	
Benzo[a]pyrene	0.942	0.0548	1.096	0	86.0	48	115	0.739	30	
Benzo[b]fluoranthene	0.992	0.0548	1.096	0	90.5	43	115	0.965	30	
Benzo[g,h,i]perylene	1.03	0.0548	1.096	0	94.0	47	123	2.22	30	
Benzo[k]fluoranthene	0.920	0.0548	1.096	0	84.0	54	118	4.01	30	
Chrysene	0.976	0.0548	1.096	0	89.0	56	115	0.087	30	
Dibenz[a,h]anthracene	0.977	0.0548	1.096	0	89.2	43	120	4.36	30	
Fluoranthene	0.914	0.0548	1.096	0	83.4	41	108	2.47	30	
Fluorene	0.704	0.0548	1.096	0	64.3	47	128	5.93	30	
Indeno[1,2,3-cd]pyrene	0.987	0.0548	1.096	0	90.1	46	119	3.88	30	
Naphthalene	0.599	0.0548	1.096	0	54.6	55	113	4.46	30	
Phenanthrene	0.780	0.0548	1.096	0	71.2	55	114	3.78	30	
Pyrene	0.989	0.0548	1.096	0	90.3	42	125	0.319	30	
Surr: 2-Fluorobiphenyl	2.09		4.384		47.6	40	140	0	0	
Surr: 4-Terphenyl-d14	3.42		4.384		78.0	40	140	0	0	

Sample ID:	MB-43603	Batch ID:	43603	TestNo:	SW8270C	Units:	mg/Kg
SampType:	MBLK	Run ID:	GCMS6_101027A	Analysis Date:	10/27/10 06:46 PM	Prep Date:	10/27/10

Analyte	Result	RL	SPK value	Ref Val	%REC	LowLimit	HighLimit	%RPD	RPD Limit	Qual
Acenaphthene	<0.0200	0.0500								
Acenaphthylene	<0.0100	0.0500								
Anthracene	<0.0100	0.0500								
Benzo[a]anthracene	<0.0200	0.0500								
Benzo[a]pyrene	<0.0300	0.0500								
Benzo[b]fluoranthene	<0.0200	0.0500								
Benzo[g,h,i]perylene	<0.0200	0.0500								
Benzo[k]fluoranthene	<0.0300	0.0500								
Chrysene	<0.0200	0.0500								
Dibenz[a,h]anthracene	<0.0200	0.0500								
Fluoranthene	<0.0100	0.0500								
Fluorene	<0.0100	0.0500								
Indeno[1,2,3-cd]pyrene	<0.0100	0.0500								
Naphthalene	<0.0100	0.0500								
Phenanthrene	<0.0100	0.0500								
Pyrene	<0.0200	0.0500								
Surr: 2-Fluorobiphenyl	2.62		4.000		65.5	40	140			
Surr: 4-Terphenyl-d14	3.37		4.000		84.2	40	140			

Qualifiers:

B	Analyte detected in the associated Method Blank	R	RPD outside accepted control limits
DF	Dilution Factor	RL	Reporting Limit
J	Analyte detected between MDL and RL	S	Spike Recovery outside control limits
MDL	Method Detection Limit	J	Analyte detected between SDL and RL
ND	Not Detected at the Method Detection Limit	N	Parameter not NELAC certified

CLIENT: Geo Strata Environmental Consultants
Work Order: 1010167
Project: Hillcrest CEI

ANALYTICAL QC SUMMARY REPORT

RunID: GCMS6_101027A

Sample ID:	ICV-101027	Batch ID:	R52004		TestNo:		SW8270C		Units:		mg/Kg
SampType:	ICV	Run ID:	GCMS6_101027A		Analysis Date:		10/27/10 04:38 PM		Prep Date:		
Analyte		Result	RL	SPK value	Ref Val	%REC	LowLimit	HighLimit	%RPD	RPD Limit	Qual
Acenaphthene		1.88	0.0500	2.000	0	93.8	80	120			
Acenaphthylene		2.00	0.0500	2.000	0	100	80	120			
Anthracene		1.89	0.0500	2.000	0	94.5	80	120			
Benzo[a]anthracene		2.00	0.0500	2.000	0	100	80	120			
Benzo[a]pyrene		1.94	0.0500	2.000	0	97.2	80	120			
Benzo[b]fluoranthene		1.97	0.0500	2.000	0	98.5	80	120			
Benzo[g,h,i]perylene		2.09	0.0500	2.000	0	105	80	120			
Benzo[k]fluoranthene		1.90	0.0500	2.000	0	94.9	80	120			
Chrysene		1.94	0.0500	2.000	0	97.0	80	120			
Dibenz[a,h]anthracene		2.08	0.0500	2.000	0	104	80	120			
Fluoranthene		2.06	0.0500	2.000	0	103	80	120			
Fluorene		1.95	0.0500	2.000	0	97.3	80	120			
Indeno[1,2,3-cd]pyrene		2.10	0.0500	2.000	0	105	80	120			
Naphthalene		1.90	0.0500	2.000	0	95.0	80	120			
Phenanthrene		1.82	0.0500	2.000	0	90.8	80	120			
Pyrene		2.05	0.0500	2.000	0	102	80	120			
Surr: 2-Fluorobiphenyl		1.77		2.000		88.4	40	140			
Surr: 4-Terphenyl-d14		1.88		2.000		94.2	40	140			

Qualifiers:				
	B	Analyte detected in the associated Method Blank	R	RPD outside accepted control limits
	DF	Dilution Factor	RL	Reporting Limit
	J	Analyte detected between MDL and RL	S	Spike Recovery outside control limits
	MDL	Method Detection Limit	J	Analyte detected between SDL and RL
	ND	Not Detected at the Method Detection Limit	N	Parameter not NELAC certified

CLIENT: Geo Strata Environmental Consultants
Work Order: 1010167
Project: Hillcrest CEI

ANALYTICAL QC SUMMARY REPORT

RunID: GCMS6_101028A

Sample ID:	SYS BLANK-101028	Batch ID:	43603	TestNo:	SW8270C	Units:	mg/Kg
SampType:	MBLK	Run ID:	GCMS6_101028A	Analysis Date:	10/28/10 11:50 AM	Prep Date:	

Analyte	Result	RL	SPK value	Ref Val	%REC	LowLimit	HighLimit	%RPD	RPD Limit	Qual
Acenaphthene	<0.0200	0.0500								
Acenaphthylene	<0.0100	0.0500								
Anthracene	<0.0100	0.0500								
Benzo[a]anthracene	<0.0200	0.0500								
Benzo[a]pyrene	<0.0300	0.0500								
Benzo[b]fluoranthene	<0.0200	0.0500								
Benzo[g,h,i]perylene	<0.0200	0.0500								
Benzo[k]fluoranthene	<0.0300	0.0500								
Chrysene	<0.0200	0.0500								
Dibenz[a,h]anthracene	<0.0200	0.0500								
Fluoranthene	<0.0100	0.0500								
Fluorene	<0.0100	0.0500								
Indeno[1,2,3-cd]pyrene	<0.0100	0.0500								
Naphthalene	<0.0100	0.0500								
Phenanthrene	<0.0100	0.0500								
Pyrene	<0.0200	0.0500								

Qualifiers:

B	Analyte detected in the associated Method Blank	R	RPD outside accepted control limits
DF	Dilution Factor	RL	Reporting Limit
J	Analyte detected between MDL and RL	S	Spike Recovery outside control limits
MDL	Method Detection Limit	J	Analyte detected between SDL and RL
ND	Not Detected at the Method Detection Limit	N	Parameter not NELAC certified

CLIENT: Geo Strata Environmental Consultants
Work Order: 1010167
Project: Hillcrest CEI

ANALYTICAL QC SUMMARY REPORT

RunID: GCMS6_101028A

Sample ID:	ICV-101028	Batch ID:	R52015	TestNo:	SW8270C		Units:	mg/Kg	
SampType:	ICV	Run ID:	GCMS6_101028A	Analysis Date:	10/28/10 10:49 AM		Prep Date:		
Analyte	Result	RL	SPK value	Ref Val	%REC	LowLimit	HighLimit	%RPD	RPD Limit	Qual
Acenaphthene	1.92	0.0500	2.000	0	96.0	80	120			
Acenaphthylene	2.01	0.0500	2.000	0	100	80	120			
Anthracene	1.87	0.0500	2.000	0	93.5	80	120			
Benzo[a]anthracene	2.01	0.0500	2.000	0	100	80	120			
Benzo[a]pyrene	1.97	0.0500	2.000	0	98.4	80	120			
Benzo[b]fluoranthene	2.00	0.0500	2.000	0	100	80	120			
Benzo[g,h,i]perylene	2.09	0.0500	2.000	0	105	80	120			
Benzo[k]fluoranthene	1.96	0.0500	2.000	0	98.1	80	120			
Chrysene	1.90	0.0500	2.000	0	95.1	80	120			
Dibenz[a,h]anthracene	2.09	0.0500	2.000	0	104	80	120			
Fluoranthene	2.02	0.0500	2.000	0	101	80	120			
Fluorene	1.95	0.0500	2.000	0	97.7	80	120			
Indeno[1,2,3-cd]pyrene	2.11	0.0500	2.000	0	106	80	120			
Naphthalene	1.90	0.0500	2.000	0	95.2	80	120			
Phenanthrene	1.79	0.0500	2.000	0	89.4	80	120			
Pyrene	2.04	0.0500	2.000	0	102	80	120			
Surr: 2-Fluorobiphenyl	1.77		2.000		88.5	40	140			
Surr: 4-Terphenyl-d14	1.89		2.000		94.4	40	140			

Qualifiers:				
	B	Analyte detected in the associated Method Blank	R	RPD outside accepted control limits
	DF	Dilution Factor	RL	Reporting Limit
	J	Analyte detected between MDL and RL	S	Spike Recovery outside control limits
	MDL	Method Detection Limit	J	Analyte detected between SDL and RL
	ND	Not Detected at the Method Detection Limit	N	Parameter not NELAC certified

CLIENT: Geo Strata Environmental Consultants
Work Order: 1010167
Project: Hillcrest CEI

ANALYTICAL QC SUMMARY REPORT

RunID: GCMS1_101026C

Sample ID:	SYS BL-43564	Batch ID:	43564	TestNo:	SW8260B	Units:	mg/Kg
SampType:	MBLK	Run ID:	GCMS1_101026C	Analysis Date:	10/26/10 04:26 PM	Prep Date:	

Analyte	Result	RL	SPK value	Ref Val	%REC	LowLimit	HighLimit	%RPD	RPD Limit	Qual
1,1,1-Trichloroethane	<0.00100	0.00500								
1,1,2,2-Tetrachloroethane	<0.00100	0.00500								
1,1,2-Trichloroethane	<0.00100	0.00500								
1,1,2-Trichlorotrifluoroethane	<0.00500	0.0150								
1,1-Dichloroethane	<0.00100	0.00500								
1,1-Dichloroethene	<0.00100	0.00500								
1,2,4-Trichlorobenzene	<0.00100	0.00500								
1,2-Dibromo-3-chloropropane	<0.00100	0.00500								
1,2-Dibromoethane	<0.00100	0.00500								
1,2-Dichlorobenzene	<0.00100	0.00500								
1,2-Dichloroethane	<0.00100	0.00500								
1,2-Dichloropropane	<0.00100	0.00500								
1,3-Dichlorobenzene	<0.00100	0.00500								
1,4-Dichlorobenzene	<0.00100	0.00500								
2-Butanone	<0.00500	0.0150								
2-Hexanone	<0.00500	0.0150								
4-Methyl-2-pentanone	<0.00500	0.0150								
Acetone	<0.0150	0.0500								
Benzene	<0.00100	0.00500								
Bromodichloromethane	<0.00100	0.00500								
Bromoform	<0.00100	0.00500								
Bromomethane	<0.00100	0.00500								
Carbon disulfide	<0.00100	0.00500								
Carbon tetrachloride	<0.00100	0.00500								
Chlorobenzene	<0.00100	0.00500								
Chloroethane	<0.00100	0.00500								
Chloroform	<0.00100	0.00500								
Chloromethane	<0.00100	0.00500								
cis-1,2-Dichloroethene	<0.00100	0.00500								
cis-1,3-Dichloropropene	<0.00100	0.00500								
Cyclohexane	<0.00500	0.0150								N
Dibromochloromethane	<0.00100	0.00500								
Dichlorodifluoromethane	<0.00100	0.00500								
Ethylbenzene	<0.00100	0.00500								
Isopropylbenzene	<0.00100	0.00500								
m,p-Xylene	<0.00100	0.00500								
Methyl Acetate	<0.00500	0.0150								
Methyl tert-butyl ether	<0.00100	0.00500								
Methylcyclohexane	<0.00500	0.0150								
Methylene chloride	<0.00500	0.00500								
o-Xylene	<0.00100	0.00500								
Styrene	<0.00100	0.00500								
Tetrachloroethene	<0.00100	0.00500								
Toluene	<0.00100	0.00500								

Qualifiers:				
	B	Analyte detected in the associated Method Blank	R	RPD outside accepted control limits
	DF	Dilution Factor	RL	Reporting Limit
	J	Analyte detected between MDL and RL	S	Spike Recovery outside control limits
	MDL	Method Detection Limit	J	Analyte detected between SDL and RL
	ND	Not Detected at the Method Detection Limit	N	Parameter not NELAC certified

CLIENT: Geo Strata Environmental Consultants
Work Order: 1010167
Project: Hillcrest CEI

ANALYTICAL QC SUMMARY REPORT

RunID: GCMS1_101026C

trans-1,2-Dichloroethene	<0.00100	0.00500				
trans-1,3-Dichloropropene	<0.00100	0.00500				
Trichloroethene	<0.00100	0.00500				
Trichlorofluoromethane	<0.00500	0.0150				
Vinyl chloride	<0.00100	0.00500				
Surr: 1,2-Dichloroethane-d4	40.6		50.00	81.3	52	149
Surr: 4-Bromofluorobenzene	51.9		50.00	104	84	118
Surr: Dibromofluoromethane	42.8		50.00	85.6	65	135
Surr: Toluene-d8	49.0		50.00	98.0	84	116

Qualifiers:				
	B	Analyte detected in the associated Method Blank	R	RPD outside accepted control limits
	DF	Dilution Factor	RL	Reporting Limit
	J	Analyte detected between MDL and RL	S	Spike Recovery outside control limits
	MDL	Method Detection Limit	J	Analyte detected between SDL and RL
	ND	Not Detected at the Method Detection Limit	N	Parameter not NELAC certified

CLIENT: Geo Strata Environmental Consultants
Work Order: 1010167
Project: Hillcrest CEI

ANALYTICAL QC SUMMARY REPORT

RunID: GCMS1_101026C

Sample ID:	ICV-101026	Batch ID:	R51989	TestNo:	SW8260B	Units:	mg/Kg
SampType:	ICV	Run ID:	GCMS1_101026C	Analysis Date:	10/26/10 02:38 PM	Prep Date:	

Analyte	Result	RL	SPK value	Ref Val	%REC	LowLimit	HighLimit	%RPD	RPD Limit	Qual
1,1,1-Trichloroethane	0.0396	0.00500	0.0464	0	85.4	70	130			
1,1,2,2-Tetrachloroethane	0.0385	0.00500	0.0464	0	83.0	70	130			
1,1,2-Trichloroethane	0.0475	0.00500	0.0464	0	102	70	130			
1,1,2-Trichlorotrifluoroethane	0.0411	0.0150	0.0464	0	88.6	70	130			
1,1-Dichloroethane	0.0458	0.00500	0.0464	0	98.7	70	130			
1,1-Dichloroethene	0.0465	0.00500	0.0464	0	100	80	120			
1,2,4-Trichlorobenzene	0.0402	0.00500	0.0464	0	86.7	70	130			
1,2-Dibromo-3-chloropropane	0.0389	0.00500	0.0464	0	83.9	70	130			
1,2-Dibromoethane	0.0423	0.00500	0.0464	0	91.1	70	130			
1,2-Dichlorobenzene	0.0441	0.00500	0.0464	0	95.0	70	130			
1,2-Dichloroethane	0.0396	0.00500	0.0464	0	85.3	70	130			
1,2-Dichloropropane	0.0481	0.00500	0.0464	0	104	80	120			
1,3-Dichlorobenzene	0.0454	0.00500	0.0464	0	97.8	70	130			
1,4-Dichlorobenzene	0.0454	0.00500	0.0464	0	97.9	70	130			
2-Butanone	0.122	0.0150	0.116	0	105	70	130			
2-Hexanone	0.109	0.0150	0.116	0	94.0	70	130			
4-Methyl-2-pentanone	0.121	0.0150	0.116	0	104	70	130			
Acetone	0.122	0.0500	0.116	0	105	70	130			
Benzene	0.0486	0.00500	0.0464	0	105	70	130			
Bromodichloromethane	0.0394	0.00500	0.0464	0	84.8	70	130			
Bromoform	0.0378	0.00500	0.0464	0	81.4	70	130			
Bromomethane	0.0449	0.00500	0.0464	0	96.8	70	130			
Carbon disulfide	0.0450	0.00500	0.0464	0	97.1	70	130			
Carbon tetrachloride	0.0372	0.00500	0.0464	0	80.1	70	130			
Chlorobenzene	0.0463	0.00500	0.0464	0	99.8	70	130			
Chloroethane	0.0488	0.00500	0.0464	0	105	70	130			
Chloroform	0.0408	0.00500	0.0464	0	87.9	80	120			
Chloromethane	0.0464	0.00500	0.0464	0	100	70	130			
cis-1,2-Dichloroethene	0.0459	0.00500	0.0464	0	98.9	70	130			
cis-1,3-Dichloropropene	0.0445	0.00500	0.0464	0	95.9	70	130			
Cyclohexane	0.0483	0.0150	0.0464	0	104	70	130			N
Dibromochloromethane	0.0384	0.00500	0.0464	0	82.7	70	130			
Dichlorodifluoromethane	0.0332	0.00500	0.0464	0	71.5	70	130			
Ethylbenzene	0.0477	0.00500	0.0464	0	103	80	120			
Isopropylbenzene	0.0461	0.00500	0.0464	0	99.4	70	130			
m,p-Xylene	0.0949	0.00500	0.0928	0	102	70	130			
Methyl Acetate	0.0467	0.0150	0.0464	0	101	70	130			
Methyl tert-butyl ether	0.0425	0.00500	0.0464	0	91.6	70	130			
Methylcyclohexane	0.0498	0.0150	0.0464	0	107	70	130			
Methylene chloride	0.0433	0.00500	0.0464	0	93.4	70	130			
o-Xylene	0.0462	0.00500	0.0464	0	99.5	70	130			
Styrene	0.0452	0.00500	0.0464	0	97.3	70	130			
Tetrachloroethene	0.0442	0.00500	0.0464	0	95.3	70	130			
Toluene	0.0484	0.00500	0.0464	0	104	80	120			

Qualifiers:

B	Analyte detected in the associated Method Blank	R	RPD outside accepted control limits
DF	Dilution Factor	RL	Reporting Limit
J	Analyte detected between MDL and RL	S	Spike Recovery outside control limits
MDL	Method Detection Limit	J	Analyte detected between SDL and RL
ND	Not Detected at the Method Detection Limit	N	Parameter not NELAC certified

CLIENT: Geo Strata Environmental Consultants
Work Order: 1010167
Project: Hillcrest CEI

ANALYTICAL QC SUMMARY REPORT

RunID: GCMS1_101026C

trans-1,2-Dichloroethene	0.0466	0.00500	0.0464	0	100	70	130
trans-1,3-Dichloropropene	0.0420	0.00500	0.0464	0	90.5	70	130
Trichloroethene	0.0487	0.00500	0.0464	0	105	70	130
Trichlorofluoromethane	0.0349	0.0150	0.0464	0	75.3	70	130
Vinyl chloride	0.0456	0.00500	0.0464	0	98.3	80	120
Surr: 1,2-Dichloroethane-d4	41.0		50.00		82.0	52	149
Surr: 4-Bromofluorobenzene	50.8		50.00		102	84	118
Surr: Dibromofluoromethane	43.3		50.00		86.6	65	135
Surr: Toluene-d8	50.2		50.00		100	84	116

Qualifiers:

B	Analyte detected in the associated Method Blank	R	RPD outside accepted control limits
DF	Dilution Factor	RL	Reporting Limit
J	Analyte detected between MDL and RL	S	Spike Recovery outside control limits
MDL	Method Detection Limit	J	Analyte detected between SDL and RL
ND	Not Detected at the Method Detection Limit	N	Parameter not NELAC certified

CLIENT: Geo Strata Environmental Consultants
Work Order: 1010167
Project: Hillcrest CEI

ANALYTICAL QC SUMMARY REPORT

RunID: GCMS2_101025A

Sample ID:	LCS-43564	Batch ID:	43564		TestNo:		SW8260B		Units:		mg/Kg
SampType:	LCS	Run ID:	GCMS2_101025A		Analysis Date:		10/25/10 11:38 AM		Prep Date:		10/25/10
Analyte		Result	RL	SPK value	Ref Val	%REC	LowLimit	HighLimit	%RPD	RPD Limit	Qual
1,1,1-Trichloroethane		0.0253	0.00500	0.0232	0	109	68	130			
1,1,2,2-Tetrachloroethane		0.0230	0.00500	0.0232	0	99.1	59	140			
1,1,2-Trichloroethane		0.0228	0.00500	0.0232	0	98.1	62	127			
1,1,2-Trichlorotrifluoroethane		0.0233	0.0150	0.0232	0	100	57	135			
1,1-Dichloroethane		0.0242	0.00500	0.0232	0	104	73	125			
1,1-Dichloroethene		0.0221	0.00500	0.0232	0	95.4	65	136			
1,2,4-Trichlorobenzene		0.0241	0.00500	0.0232	0	104	65	131			
1,2-Dibromo-3-chloropropane		0.0241	0.00500	0.0232	0	104	49	135			
1,2-Dibromoethane		0.0231	0.00500	0.0232	0	99.6	70	124			
1,2-Dichlorobenzene		0.0226	0.00500	0.0232	0	97.2	74	120			
1,2-Dichloroethane		0.0260	0.00500	0.0232	0	112	72	137			
1,2-Dichloropropane		0.0234	0.00500	0.0232	0	101	71	120			
1,3-Dichlorobenzene		0.0226	0.00500	0.0232	0	97.3	72	124			
1,4-Dichlorobenzene		0.0225	0.00500	0.0232	0	96.9	72	125			
2-Butanone		0.0633	0.0150	0.0580	0	109	60	135			
2-Hexanone		0.0632	0.0150	0.0580	0	109	50	150			
4-Methyl-2-pentanone		0.0615	0.0150	0.0580	0	106	60	135			
Acetone		0.0659	0.0500	0.0580	0	114	40	141			
Benzene		0.0226	0.00500	0.0232	0	97.3	73	126			
Bromodichloromethane		0.0245	0.00500	0.0232	0	105	72	128			
Bromoform		0.0228	0.00500	0.0232	0	98.1	66	137			
Bromomethane		0.0254	0.00500	0.0232	0	109	45	141			
Carbon disulfide		0.0212	0.00500	0.0232	0	91.3	50	150			
Carbon tetrachloride		0.0248	0.00500	0.0232	0	107	67	133			
Chlorobenzene		0.0232	0.00500	0.0232	0	100	75	123			
Chloroethane		0.0288	0.00500	0.0232	0	124	41	141			
Chloroform		0.0248	0.00500	0.0232	0	107	72	124			
Chloromethane		0.0230	0.00500	0.0232	0	99.0	51	129			
cis-1,2-Dichloroethene		0.0229	0.00500	0.0232	0	98.5	67	125			
cis-1,3-Dichloropropene		0.0237	0.00500	0.0232	0	102	72	126			
Cyclohexane		0.0236	0.0150	0.0232	0	102	40	158			N
Dibromochloromethane		0.0229	0.00500	0.0232	0	98.7	66	130			
Dichlorodifluoromethane		0.0260	0.00500	0.0232	0	112	34	136			
Ethylbenzene		0.0233	0.00500	0.0232	0	100	74	127			
Isopropylbenzene		0.0241	0.00500	0.0232	0	104	77	129			
m,p-Xylene		0.0473	0.00500	0.0464	0	102	79	126			
Methyl Acetate		0.0236	0.0150	0.0232	0	102	50	150			
Methyl tert-butyl ether		0.0251	0.00500	0.0232	0	108	50	135			
Methylcyclohexane		0.0249	0.0150	0.0232	0	107	50	150			
Methylene chloride		0.0231	0.00500	0.0232	0	99.4	63	137			
o-Xylene		0.0234	0.00500	0.0232	0	101	77	125			
Styrene		0.0229	0.00500	0.0232	0	98.8	74	128			
Tetrachloroethene		0.0234	0.00500	0.0232	0	101	67	139			
Toluene		0.0231	0.00500	0.0232	0	99.7	71	127			

Qualifiers:				
	B	Analyte detected in the associated Method Blank	R	RPD outside accepted control limits
	DF	Dilution Factor	RL	Reporting Limit
	J	Analyte detected between MDL and RL	S	Spike Recovery outside control limits
	MDL	Method Detection Limit	J	Analyte detected between SDL and RL
	ND	Not Detected at the Method Detection Limit	N	Parameter not NELAC certified

CLIENT: Geo Strata Environmental Consultants
Work Order: 1010167
Project: Hillcrest CEI

ANALYTICAL QC SUMMARY REPORT

RunID: GCMS2_101025A

trans-1,2-Dichloroethene	0.0230	0.00500	0.0232	0	99.2	66	134
trans-1,3-Dichloropropene	0.0246	0.00500	0.0232	0	106	65	127
Trichloroethene	0.0229	0.00500	0.0232	0	98.7	77	124
Trichlorofluoromethane	0.0295	0.0150	0.0232	0	127	49	139
Vinyl chloride	0.0224	0.00500	0.0232	0	96.4	58	126
Surr: 1,2-Dichloroethane-d4	57.3		50.00		115	52	149
Surr: 4-Bromofluorobenzene	51.6		50.00		103	84	118
Surr: Dibromofluoromethane	51.4		50.00		103	65	135
Surr: Toluene-d8	51.6		50.00		103	84	116

Sample ID:	MB-43564	Batch ID:	43564	TestNo:	SW8260B	Units:	mg/Kg
SampType:	MBLK	Run ID:	GCMS2_101025A	Analysis Date:	10/25/10 12:45 PM	Prep Date:	10/25/10

Analyte	Result	RL	SPK value	Ref Val	%REC	LowLimit	HighLimit	%RPD	RPD Limit	Qual
1,1,1-Trichloroethane	<0.00100	0.00500								
1,1,2,2-Tetrachloroethane	<0.00100	0.00500								
1,1,2-Trichloroethane	<0.00100	0.00500								
1,1,2-Trichlorotrifluoroethane	<0.00500	0.0150								
1,1-Dichloroethane	<0.00100	0.00500								
1,1-Dichloroethene	<0.00100	0.00500								
1,2,4-Trichlorobenzene	<0.00100	0.00500								
1,2-Dibromo-3-chloropropane	<0.00100	0.00500								
1,2-Dibromoethane	<0.00100	0.00500								
1,2-Dichlorobenzene	<0.00100	0.00500								
1,2-Dichloroethane	<0.00100	0.00500								
1,2-Dichloropropane	<0.00100	0.00500								
1,3-Dichlorobenzene	<0.00100	0.00500								
1,4-Dichlorobenzene	<0.00100	0.00500								
2-Butanone	<0.00500	0.0150								
2-Hexanone	<0.00500	0.0150								
4-Methyl-2-pentanone	<0.00500	0.0150								
Acetone	<0.0150	0.0500								
Benzene	<0.00100	0.00500								
Bromodichloromethane	<0.00100	0.00500								
Bromoform	<0.00100	0.00500								
Bromomethane	<0.00100	0.00500								
Carbon disulfide	<0.00100	0.00500								
Carbon tetrachloride	<0.00100	0.00500								
Chlorobenzene	<0.00100	0.00500								
Chloroethane	<0.00100	0.00500								
Chloroform	<0.00100	0.00500								
Chloromethane	<0.00100	0.00500								
cis-1,2-Dichloroethene	<0.00100	0.00500								
cis-1,3-Dichloropropene	<0.00100	0.00500								
Cyclohexane	<0.00500	0.0150								N
Dibromochloromethane	<0.00100	0.00500								
Dichlorodifluoromethane	<0.00100	0.00500								
Ethylbenzene	<0.00100	0.00500								

Qualifiers:				
	B	Analyte detected in the associated Method Blank	R	RPD outside accepted control limits
	DF	Dilution Factor	RL	Reporting Limit
	J	Analyte detected between MDL and RL	S	Spike Recovery outside control limits
	MDL	Method Detection Limit	J	Analyte detected between SDL and RL
	ND	Not Detected at the Method Detection Limit	N	Parameter not NELAC certified

CLIENT: Geo Strata Environmental Consultants
Work Order: 1010167
Project: Hillcrest CEI

ANALYTICAL QC SUMMARY REPORT

RunID: GCMS2_101025A

Isopropylbenzene	<0.00100	0.00500
m,p-Xylene	<0.00100	0.00500
Methyl Acetate	<0.00500	0.0150
Methyl tert-butyl ether	<0.00100	0.00500
Methylcyclohexane	<0.00500	0.0150
Methylene chloride	<0.00500	0.00500
o-Xylene	<0.00100	0.00500
Styrene	<0.00100	0.00500
Tetrachloroethene	<0.00100	0.00500
Toluene	<0.00100	0.00500
trans-1,2-Dichloroethene	<0.00100	0.00500
trans-1,3-Dichloropropene	<0.00100	0.00500
Trichloroethene	<0.00100	0.00500
Trichlorofluoromethane	<0.00500	0.0150
Vinyl chloride	<0.00100	0.00500

Surr: 1,2-Dichloroethane-d4	52.8	50.00	106	52	149
Surr: 4-Bromofluorobenzene	53.6	50.00	107	84	118
Surr: Dibromofluoromethane	49.1	50.00	98.3	65	135
Surr: Toluene-d8	52.5	50.00	105	84	116

Sample ID:	1010167-13AMS	Batch ID:	43564	TestNo:	SW8260B	Units:	mg/Kg-dry
SampType:	MS	Run ID:	GCMS2_101025A	Analysis Date:	10/25/10 10:47 PM	Prep Date:	10/25/10

Analyte	Result	RL	SPK value	Ref Val	%REC	LowLimit	HighLimit	%RPD	RPD Limit	Qual
1,1,1-Trichloroethane	0.0263	0.00591	0.0274	0	95.9	68	130			
1,1,2,2-Tetrachloroethane	0.0242	0.00591	0.0274	0	88.1	59	140			
1,1,2-Trichloroethane	0.0253	0.00591	0.0274	0	92.2	62	127			
1,1,2-Trichlorotrifluoroethane	0.0139	0.0177	0.0274	0	50.8	57	135			S
1,1-Dichloroethane	0.0244	0.00591	0.0274	0	88.8	73	125			
1,1-Dichloroethene	0.0123	0.00591	0.0274	0	44.7	65	136			S
1,2,4-Trichlorobenzene	0.0200	0.00591	0.0274	0	73.0	65	131			
1,2-Dibromo-3-chloropropane	0.0278	0.00591	0.0274	0	102	49	135			
1,2-Dibromoethane	0.0239	0.00591	0.0274	0	87.2	70	124			
1,2-Dichlorobenzene	0.0218	0.00591	0.0274	0	79.6	74	120			
1,2-Dichloroethane	0.0319	0.00591	0.0274	0	116	72	137			
1,2-Dichloropropane	0.0236	0.00591	0.0274	0	86.2	71	120			
1,3-Dichlorobenzene	0.0213	0.00591	0.0274	0	77.6	72	124			
1,4-Dichlorobenzene	0.0222	0.00591	0.0274	0	80.9	72	125			
2-Butanone	0.0827	0.0177	0.0685	0	121	60	135			
2-Hexanone	0.0775	0.0177	0.0685	0	113	50	150			
4-Methyl-2-pentanone	0.0797	0.0177	0.0685	0	116	60	135			
Acetone	0.246	0.0591	0.0685	0.587	-498	40	141			S
Benzene	0.0224	0.00591	0.0274	0	81.6	73	126			
Bromodichloromethane	0.0258	0.00591	0.0274	0	94.1	72	128			
Bromoform	0.0253	0.00591	0.0274	0	92.4	66	137			
Bromomethane	0.0365	0.00591	0.0274	0	133	45	141			
Carbon disulfide	0.0120	0.00591	0.0274	0	43.9	50	150			S
Carbon tetrachloride	0.0250	0.00591	0.0274	0	91.4	67	133			

Qualifiers:

B	Analyte detected in the associated Method Blank	R	RPD outside accepted control limits
DF	Dilution Factor	RL	Reporting Limit
J	Analyte detected between MDL and RL	S	Spike Recovery outside control limits
MDL	Method Detection Limit	J	Analyte detected between SDL and RL
ND	Not Detected at the Method Detection Limit	N	Parameter not NELAC certified

CLIENT: Geo Strata Environmental Consultants
Work Order: 1010167
Project: Hillcrest CEI

ANALYTICAL QC SUMMARY REPORT

RunID: GCMS2_101025A

Chlorobenzene	0.0234	0.00591	0.0274	0	85.3	75	123	
Chloroethane	0.0375	0.00591	0.0274	0	137	41	141	
Chloroform	0.0258	0.00591	0.0274	0	94.2	72	124	
Chloromethane	0.0135	0.00591	0.0274	0	49.1	51	129	S
cis-1,2-Dichloroethene	0.0216	0.00591	0.0274	0	79.0	67	125	
cis-1,3-Dichloropropene	0.0229	0.00591	0.0274	0	83.5	72	126	
Cyclohexane	0.0231	0.0177	0.0274	0	84.4	40	158	N
Dibromochloromethane	0.0228	0.00591	0.0274	0	83.2	66	130	
Dichlorodifluoromethane	0.0122	0.00591	0.0274	0	44.7	34	136	
Ethylbenzene	0.0232	0.00591	0.0274	0	84.6	74	127	
Isopropylbenzene	0.0238	0.00591	0.0274	0	87.0	77	129	
m,p-Xylene	0.0472	0.00591	0.0548	0	86.1	79	126	
Methyl Acetate	0.0245	0.0177	0.0274	0	89.4	50	150	
Methyl tert-butyl ether	0.0264	0.00591	0.0274	0	96.3	50	135	
Methylcyclohexane	0.0256	0.0177	0.0274	0	93.5	50	150	
Methylene chloride	0.0141	0.00591	0.0274	0	51.5	63	137	S
o-Xylene	0.0229	0.00591	0.0274	0	83.5	77	125	
Styrene	0.0232	0.00591	0.0274	0	84.6	74	128	
Tetrachloroethene	0.0222	0.00591	0.0274	0	81.0	67	139	
Toluene	0.0239	0.00591	0.0274	0	87.3	71	127	
trans-1,2-Dichloroethene	0.0214	0.00591	0.0274	0	78.0	66	134	
trans-1,3-Dichloropropene	0.0263	0.00591	0.0274	0	95.8	65	127	
Trichloroethene	0.0237	0.00591	0.0274	0	86.3	77	124	
Trichlorofluoromethane	0.0398	0.0177	0.0274	0	145	49	139	S
Vinyl chloride	0.0144	0.00591	0.0274	0	52.5	58	126	S
Surr: 1,2-Dichloroethane-d4	84.7		59.08		143	52	149	
Surr: 4-Bromofluorobenzene	60.4		59.08		102	84	118	
Surr: Dibromofluoromethane	61.1		59.08		103	65	135	
Surr: Toluene-d8	59.2		59.08		100	84	116	

Sample ID:	1010167-13AMSD	Batch ID:	43564	TestNo:	SW8260B	Units:	mg/Kg-dry
SampType:	MSD	Run ID:	GCMS2_101025A	Analysis Date:	10/25/10 11:20 PM	Prep Date:	10/25/10

Analyte	Result	RL	SPK value	Ref Val	%REC	LowLimit	HighLimit	%RPD	RPD Limit	Qual
1,1,1-Trichloroethane	0.0276	0.00644	0.0299	0	92.3	68	130	4.79	30	
1,1,2,2-Tetrachloroethane	0.0244	0.00644	0.0299	0	81.6	59	140	1.01	30	
1,1,2-Trichloroethane	0.0263	0.00644	0.0299	0	87.8	62	127	3.85	30	
1,1,2-Trichlorotrifluoroethane	0.0233	0.0193	0.0299	0	78.0	57	135	50.4	30	R
1,1-Dichloroethane	0.0253	0.00644	0.0299	0	84.7	73	125	3.91	30	
1,1-Dichloroethene	0.0182	0.00644	0.0299	0	60.8	65	136	38.8	30	SR
1,2,4-Trichlorobenzene	0.0209	0.00644	0.0299	0	69.9	65	131	4.34	30	
1,2-Dibromo-3-chloropropane	0.0300	0.00644	0.0299	0	100	49	135	7.48	30	
1,2-Dibromoethane	0.0255	0.00644	0.0299	0	85.2	70	124	6.38	30	
1,2-Dichlorobenzene	0.0228	0.00644	0.0299	0	76.1	74	120	4.25	30	
1,2-Dichloroethane	0.0335	0.00644	0.0299	0	112	72	137	4.72	30	
1,2-Dichloropropane	0.0247	0.00644	0.0299	0	82.5	71	120	4.29	30	
1,3-Dichlorobenzene	0.0220	0.00644	0.0299	0	73.7	72	124	3.49	30	
1,4-Dichlorobenzene	0.0229	0.00644	0.0299	0	76.7	72	125	3.38	30	

Qualifiers:

B	Analyte detected in the associated Method Blank	R	RPD outside accepted control limits
DF	Dilution Factor	RL	Reporting Limit
J	Analyte detected between MDL and RL	S	Spike Recovery outside control limits
MDL	Method Detection Limit	J	Analyte detected between SDL and RL
ND	Not Detected at the Method Detection Limit	N	Parameter not NELAC certified

CLIENT: Geo Strata Environmental Consultants
Work Order: 1010167
Project: Hillcrest CEI

ANALYTICAL QC SUMMARY REPORT

RunID: GCMS2_101025A

2-Butanone	0.0891	0.0193	0.0747	0	119	60	135	7.37	30	
2-Hexanone	0.0856	0.0193	0.0747	0	115	50	150	9.92	30	
4-Methyl-2-pentanone	0.0865	0.0193	0.0747	0	116	60	135	8.26	30	
Acetone	0.205	0.0644	0.0747	0.587	-511	40	141	18.1	30	S
Benzene	0.0234	0.00644	0.0299	0	78.1	73	126	4.36	30	
Bromodichloromethane	0.0268	0.00644	0.0299	0	89.6	72	128	3.80	30	
Bromoform	0.0269	0.00644	0.0299	0	90.0	66	137	6.13	30	
Bromomethane	0.0388	0.00644	0.0299	0	130	45	141	5.93	30	
Carbon disulfide	0.0206	0.00644	0.0299	0	68.7	50	150	52.3	30	R
Carbon tetrachloride	0.0265	0.00644	0.0299	0	88.7	67	133	5.66	30	
Chlorobenzene	0.0246	0.00644	0.0299	0	82.2	75	123	4.87	30	
Chloroethane	0.0395	0.00644	0.0299	0	132	41	141	5.32	30	
Chloroform	0.0272	0.00644	0.0299	0	91.0	72	124	5.28	30	
Chloromethane	0.0148	0.00644	0.0299	0	49.5	51	129	9.55	30	S
cis-1,2-Dichloroethene	0.0231	0.00644	0.0299	0	77.2	67	125	6.36	30	
cis-1,3-Dichloropropene	0.0241	0.00644	0.0299	0	80.6	72	126	5.11	30	
Cyclohexane	0.0239	0.0193	0.0299	0	79.8	40	158	3.07	30	N
Dibromochloromethane	0.0243	0.00644	0.0299	0	81.2	66	130	6.27	30	
Dichlorodifluoromethane	0.0130	0.00644	0.0299	0	43.4	34	136	5.94	30	
Ethylbenzene	0.0244	0.00644	0.0299	0	81.6	74	127	5.15	30	
Isopropylbenzene	0.0249	0.00644	0.0299	0	83.2	77	129	4.22	30	
m,p-Xylene	0.0491	0.00644	0.0598	0	82.1	79	126	3.97	30	
Methyl Acetate	0.0273	0.0193	0.0299	0	91.4	50	150	10.9	30	
Methyl tert-butyl ether	0.0281	0.00644	0.0299	0	94.0	50	135	6.24	30	
Methylcyclohexane	0.0269	0.0193	0.0299	0	90.0	50	150	4.83	30	
Methylene chloride	0.0238	0.00644	0.0299	0	79.7	63	137	51.2	30	R
o-Xylene	0.0239	0.00644	0.0299	0	79.8	77	125	4.14	30	
Styrene	0.0242	0.00644	0.0299	0	81.0	74	128	4.36	30	
Tetrachloroethene	0.0229	0.00644	0.0299	0	76.7	67	139	3.21	30	
Toluene	0.0252	0.00644	0.0299	0	84.1	71	127	4.96	30	
trans-1,2-Dichloroethene	0.0224	0.00644	0.0299	0	74.9	66	134	4.57	30	
trans-1,3-Dichloropropene	0.0276	0.00644	0.0299	0	92.3	65	127	4.97	30	
Trichloroethene	0.0251	0.00644	0.0299	0	84.0	77	124	5.95	30	
Trichlorofluoromethane	0.0423	0.0193	0.0299	0	142	49	139	6.15	30	S
Vinyl chloride	0.0157	0.00644	0.0299	0	52.7	58	126	8.92	30	S
Surr: 1,2-Dichloroethane-d4	93.8		64.44		146	52	149	0	0	
Surr: 4-Bromofluorobenzene	65.4		64.44		101	84	118	0	0	
Surr: Dibromofluoromethane	68.0		64.44		106	65	135	0	0	
Surr: Toluene-d8	64.1		64.44		99.5	84	116	0	0	

Qualifiers:

B	Analyte detected in the associated Method Blank	R	RPD outside accepted control limits
DF	Dilution Factor	RL	Reporting Limit
J	Analyte detected between MDL and RL	S	Spike Recovery outside control limits
MDL	Method Detection Limit	J	Analyte detected between SDL and RL
ND	Not Detected at the Method Detection Limit	N	Parameter not NELAC certified

CLIENT: Geo Strata Environmental Consultants
Work Order: 1010167
Project: Hillcrest CEI

ANALYTICAL QC SUMMARY REPORT

RunID: GCMS2_101025A

Sample ID:	ICV-101025	Batch ID:	R51955	TestNo:	SW8260B	Units:	mg/Kg
SampType:	ICV	Run ID:	GCMS2_101025A	Analysis Date:	10/25/10 10:54 AM	Prep Date:	

Analyte	Result	RL	SPK value	Ref Val	%REC	LowLimit	HighLimit	%RPD	RPD Limit	Qual
1,1,1-Trichloroethane	0.0507	0.00500	0.0464	0	109	70	130			
1,1,2,2-Tetrachloroethane	0.0450	0.00500	0.0464	0	96.9	70	130			
1,1,2-Trichloroethane	0.0457	0.00500	0.0464	0	98.6	70	130			
1,1,2-Trichlorotrifluoroethane	0.0455	0.0150	0.0464	0	98.0	70	130			
1,1-Dichloroethane	0.0485	0.00500	0.0464	0	104	70	130			
1,1-Dichloroethene	0.0431	0.00500	0.0464	0	92.9	80	120			
1,2,4-Trichlorobenzene	0.0448	0.00500	0.0464	0	96.6	70	130			
1,2-Dibromo-3-chloropropane	0.0480	0.00500	0.0464	0	103	70	130			
1,2-Dibromoethane	0.0454	0.00500	0.0464	0	97.9	70	130			
1,2-Dichlorobenzene	0.0442	0.00500	0.0464	0	95.4	70	130			
1,2-Dichloroethane	0.0520	0.00500	0.0464	0	112	70	130			
1,2-Dichloropropane	0.0468	0.00500	0.0464	0	101	80	120			
1,3-Dichlorobenzene	0.0444	0.00500	0.0464	0	95.6	70	130			
1,4-Dichlorobenzene	0.0451	0.00500	0.0464	0	97.2	70	130			
2-Butanone	0.128	0.0150	0.116	0	110	70	130			
2-Hexanone	0.122	0.0150	0.116	0	105	70	130			
4-Methyl-2-pentanone	0.116	0.0150	0.116	0	100	70	130			
Acetone	0.134	0.0500	0.116	0	116	70	130			
Benzene	0.0454	0.00500	0.0464	0	97.8	70	130			
Bromodichloromethane	0.0488	0.00500	0.0464	0	105	70	130			
Bromoform	0.0462	0.00500	0.0464	0	99.7	70	130			
Bromomethane	0.0501	0.00500	0.0464	0	108	70	130			
Carbon disulfide	0.0421	0.00500	0.0464	0	90.6	70	130			
Carbon tetrachloride	0.0506	0.00500	0.0464	0	109	70	130			
Chlorobenzene	0.0459	0.00500	0.0464	0	98.9	70	130			
Chloroethane	0.0571	0.00500	0.0464	0	123	70	130			
Chloroform	0.0494	0.00500	0.0464	0	106	80	120			
Chloromethane	0.0471	0.00500	0.0464	0	102	70	130			
cis-1,2-Dichloroethene	0.0455	0.00500	0.0464	0	98.0	70	130			
cis-1,3-Dichloropropene	0.0481	0.00500	0.0464	0	104	70	130			
Cyclohexane	0.0478	0.0150	0.0464	0	103	70	130			N
Dibromochloromethane	0.0459	0.00500	0.0464	0	98.9	70	130			
Dichlorodifluoromethane	0.0543	0.00500	0.0464	0	117	70	130			
Ethylbenzene	0.0462	0.00500	0.0464	0	99.6	80	120			
Isopropylbenzene	0.0470	0.00500	0.0464	0	101	70	130			
m,p-Xylene	0.0946	0.00500	0.0928	0	102	70	130			
Methyl Acetate	0.0470	0.0150	0.0464	0	101	70	130			
Methyl tert-butyl ether	0.0495	0.00500	0.0464	0	107	70	130			
Methylcyclohexane	0.0499	0.0150	0.0464	0	107	70	130			
Methylene chloride	0.0452	0.00500	0.0464	0	97.4	70	130			
o-Xylene	0.0465	0.00500	0.0464	0	100	70	130			
Styrene	0.0455	0.00500	0.0464	0	98.1	70	130			
Tetrachloroethene	0.0463	0.00500	0.0464	0	99.8	70	130			
Toluene	0.0458	0.00500	0.0464	0	98.7	80	120			

Qualifiers:

B	Analyte detected in the associated Method Blank	R	RPD outside accepted control limits
DF	Dilution Factor	RL	Reporting Limit
J	Analyte detected between MDL and RL	S	Spike Recovery outside control limits
MDL	Method Detection Limit	J	Analyte detected between SDL and RL
ND	Not Detected at the Method Detection Limit	N	Parameter not NELAC certified

CLIENT: Geo Strata Environmental Consultants
Work Order: 1010167
Project: Hillcrest CEI

ANALYTICAL QC SUMMARY REPORT

RunID: GCMS2_101025A

trans-1,2-Dichloroethene	0.0464	0.00500	0.0464	0	100	70	130
trans-1,3-Dichloropropene	0.0499	0.00500	0.0464	0	108	70	130
Trichloroethene	0.0461	0.00500	0.0464	0	99.3	70	130
Trichlorofluoromethane	0.0584	0.0150	0.0464	0	126	70	130
Vinyl chloride	0.0467	0.00500	0.0464	0	101	80	120
Surr: 1,2-Dichloroethane-d4	56.0		50.00		112	52	149
Surr: 4-Bromofluorobenzene	50.9		50.00		102	84	118
Surr: Dibromofluoromethane	51.8		50.00		104	65	135
Surr: Toluene-d8	49.7		50.00		99.3	84	116

Qualifiers:				
	B	Analyte detected in the associated Method Blank	R	RPD outside accepted control limits
	DF	Dilution Factor	RL	Reporting Limit
	J	Analyte detected between MDL and RL	S	Spike Recovery outside control limits
	MDL	Method Detection Limit	J	Analyte detected between SDL and RL
	ND	Not Detected at the Method Detection Limit	N	Parameter not NELAC certified

CLIENT: Geo Strata Environmental Consultants
Work Order: 1010167
Project: Hillcrest CEI

ANALYTICAL QC SUMMARY REPORT

RunID: GCMS7_101026A

Sample ID:	LCS-43586	Batch ID:	43586	TestNo:	SW8260B	Units:	mg/L
SampType:	LCS	Run ID:	GCMS7_101026A	Analysis Date:	10/26/10 11:53 AM	Prep Date:	10/26/10

Analyte	Result	RL	SPK value	Ref Val	%REC	LowLimit	HighLimit	%RPD	RPD Limit	Qual
1,1,1-Trichloroethane	0.0215	0.00100	0.0232	0	92.8	67	132			
1,1,2,2-Tetrachloroethane	0.0274	0.00100	0.0232	0	118	63	128			
1,1,2-Trichloroethane	0.0222	0.00100	0.0232	0	95.6	75	125			
1,1,2-Trichlorotrifluoroethane	0.0227	0.0150	0.0232	0	98.0	67	125			
1,1-Dichloroethane	0.0225	0.00100	0.0232	0	96.9	69	133			
1,1-Dichloroethene	0.0228	0.00100	0.0232	0	98.1	68	130			
1,2,4-Trichlorobenzene	0.0204	0.00500	0.0232	0	88.1	66	134			
1,2-Dibromo-3-chloropropane	0.0224	0.0100	0.0232	0	96.6	50	132			
1,2-Dibromoethane	0.0242	0.00100	0.0232	0	104	80	121			
1,2-Dichlorobenzene	0.0250	0.00100	0.0232	0	108	75	122			
1,2-Dichloroethane	0.0208	0.00100	0.0232	0	89.8	69	132			
1,2-Dichloropropane	0.0229	0.00100	0.0232	0	98.6	75	125			
1,3-Dichlorobenzene	0.0252	0.00100	0.0232	0	108	75	124			
1,4-Dichlorobenzene	0.0245	0.00100	0.0232	0	106	74	123			
2-Butanone	0.0195	0.0150	0.0232	0	84.0	49	136			
2-Hexanone	0.0229	0.0150	0.0232	0	98.8	50	150			
4-Methyl-2-pentanone	0.0227	0.0150	0.0232	0	98.0	60	134			
Acetone	0.0201	0.0150	0.0232	0	86.6	40	135			
Benzene	0.0235	0.00100	0.0232	0	101	81	122			
Bromodichloromethane	0.0226	0.00100	0.0232	0	97.6	76	121			
Bromoform	0.0260	0.00100	0.0232	0	112	69	128			
Bromomethane	0.0225	0.00100	0.0232	0	96.9	53	141			
Carbon disulfide	0.0199	0.0150	0.0232	0	85.6	50	150			
Carbon tetrachloride	0.0238	0.00100	0.0232	0	103	66	138			
Chlorobenzene	0.0241	0.00100	0.0232	0	104	81	122			
Chloroethane	0.0208	0.00100	0.0232	0	89.6	58	133			
Chloroform	0.0218	0.00100	0.0232	0	94.0	69	128			
Chloromethane	0.0200	0.00100	0.0232	0	86.3	56	131			
cis-1,2-Dichloroethene	0.0227	0.00100	0.0232	0	97.8	72	126			
cis-1,3-Dichloropropene	0.0245	0.00100	0.0232	0	106	69	131			
Cyclohexane	0.0229	0.0150	0.0232	0	98.8	40	161			N
Dibromochloromethane	0.0241	0.00100	0.0232	0	104	66	133			
Dichlorodifluoromethane	0.0208	0.00100	0.0232	0	89.6	53	153			
Ethylbenzene	0.0251	0.00100	0.0232	0	108	80	120			
Isopropylbenzene	0.0262	0.00100	0.0232	0	113	75	127			
m,p-Xylene	0.0514	0.00200	0.0464	0	111	80	120			
Methyl Acetate	0.0197	0.0150	0.0232	0	85.0	50	150			
Methyl tert-butyl ether	0.0213	0.00100	0.0232	0	91.9	68	123			
Methylcyclohexane	0.0215	0.0150	0.0232	0	92.5	70	130			
Methylene chloride	0.0223	0.00250	0.0232	0	95.9	63	137			
o-Xylene	0.0262	0.00100	0.0232	0	113	80	120			
Styrene	0.0256	0.00100	0.0232	0	110	65	134			
Tetrachloroethene	0.0258	0.00200	0.0232	0	111	66	128			
Toluene	0.0232	0.00200	0.0232	0	99.8	80	120			

Qualifiers:

B	Analyte detected in the associated Method Blank	R	RPD outside accepted control limits
DF	Dilution Factor	RL	Reporting Limit
J	Analyte detected between MDL and RL	S	Spike Recovery outside control limits
MDL	Method Detection Limit	J	Analyte detected between SDL and RL
ND	Not Detected at the Method Detection Limit	N	Parameter not NELAC certified

CLIENT: Geo Strata Environmental Consultants
Work Order: 1010167
Project: Hillcrest CEI

ANALYTICAL QC SUMMARY REPORT

RunID: GCMS7_101026A

trans-1,2-Dichloroethene	0.0224	0.00100	0.0232	0	96.7	63	137
trans-1,3-Dichloropropene	0.0240	0.00100	0.0232	0	103	59	135
Trichloroethene	0.0221	0.00200	0.0232	0	95.3	70	127
Trichlorofluoromethane	0.0212	0.00100	0.0232	0	91.4	57	129
Vinyl chloride	0.0216	0.00100	0.0232	0	93.1	50	134
Surr: 1,2-Dichloroethane-d4	183		200.0		91.3	72	119
Surr: 4-Bromofluorobenzene	189		200.0		94.5	76	119
Surr: Dibromofluoromethane	188		200.0		93.9	85	115
Surr: Toluene-d8	204		200.0		102	81	120

Sample ID:	MB-43586	Batch ID:	43586	TestNo:	SW8260B	Units:	mg/L
SampType:	MBLK	Run ID:	GCMS7_101026A	Analysis Date:	10/26/10 01:10 PM	Prep Date:	10/26/10

Analyte	Result	RL	SPK value	Ref Val	%REC	LowLimit	HighLimit	%RPD	RPD Limit	Qual
1,1,1-Trichloroethane	<0.000200	0.00100								
1,1,2,2-Tetrachloroethane	<0.000200	0.00100								
1,1,2-Trichloroethane	<0.000200	0.00100								
1,1,2-Trichlorotrifluoroethane	<0.00500	0.0150								
1,1-Dichloroethane	<0.000200	0.00100								
1,1-Dichloroethene	<0.000200	0.00100								
1,2,4-Trichlorobenzene	<0.00150	0.00500								
1,2-Dibromo-3-chloropropane	<0.00300	0.0100								
1,2-Dibromoethane	<0.000200	0.00100								
1,2-Dichlorobenzene	<0.000300	0.00100								
1,2-Dichloroethane	<0.000300	0.00100								
1,2-Dichloropropane	<0.000200	0.00100								
1,3-Dichlorobenzene	<0.000300	0.00100								
1,4-Dichlorobenzene	<0.000300	0.00100								
2-Butanone	<0.00500	0.0150								
2-Hexanone	<0.00500	0.0150								
4-Methyl-2-pentanone	<0.00500	0.0150								
Acetone	<0.00500	0.0150								
Benzene	<0.000200	0.00100								
Bromodichloromethane	<0.000200	0.00100								
Bromoform	<0.000200	0.00100								
Bromomethane	<0.000300	0.00100								
Carbon disulfide	<0.00500	0.0150								
Carbon tetrachloride	<0.000200	0.00100								
Chlorobenzene	<0.000200	0.00100								
Chloroethane	<0.000300	0.00100								
Chloroform	<0.000300	0.00100								
Chloromethane	<0.000300	0.00100								
cis-1,2-Dichloroethene	<0.000200	0.00100								
cis-1,3-Dichloropropene	<0.000200	0.00100								
Cyclohexane	<0.00500	0.0150								N
Dibromochloromethane	<0.000200	0.00100								
Dichlorodifluoromethane	<0.000200	0.00100								
Ethylbenzene	<0.000300	0.00100								

Qualifiers:

B	Analyte detected in the associated Method Blank	R	RPD outside accepted control limits
DF	Dilution Factor	RL	Reporting Limit
J	Analyte detected between MDL and RL	S	Spike Recovery outside control limits
MDL	Method Detection Limit	J	Analyte detected between SDL and RL
ND	Not Detected at the Method Detection Limit	N	Parameter not NELAC certified

CLIENT: Geo Strata Environmental Consultants
Work Order: 1010167
Project: Hillcrest CEI

ANALYTICAL QC SUMMARY REPORT

RunID: GCMS7_101026A

Isopropylbenzene	<0.000200	0.00100				
m,p-Xylene	<0.000600	0.00200				
Methyl Acetate	<0.00500	0.0150				
Methyl tert-butyl ether	<0.000300	0.00100				
Methylcyclohexane	<0.00500	0.0150				
Methylene chloride	<0.00250	0.00250				
o-Xylene	<0.000300	0.00100				
Styrene	<0.000200	0.00100				
Tetrachloroethene	<0.000600	0.00200				
Toluene	<0.000600	0.00200				
trans-1,2-Dichloroethene	<0.000200	0.00100				
trans-1,3-Dichloropropene	<0.000200	0.00100				
Trichloroethene	<0.000600	0.00200				
Trichlorofluoromethane	<0.000200	0.00100				
Vinyl chloride	<0.000100	0.00100				
Surr: 1,2-Dichloroethane-d4	182		200.0	91.0	72	119
Surr: 4-Bromofluorobenzene	192		200.0	95.8	76	119
Surr: Dibromofluoromethane	187		200.0	93.5	85	115
Surr: Toluene-d8	204		200.0	102	81	120

Sample ID:	1010155-03AMS	Batch ID:	43586	TestNo:	SW8260B	Units:	mg/L
SampType:	MS	Run ID:	GCMS7_101026A	Analysis Date:	10/26/10 10:06 PM	Prep Date:	10/26/10

Analyte	Result	RL	SPK value	Ref Val	%REC	LowLimit	HighLimit	%RPD	RPD Limit	Qual
1,1,1-Trichloroethane	0.0221	0.00100	0.0232	0	95.3	67	132			
1,1,2,2-Tetrachloroethane	0.0271	0.00100	0.0232	0	117	63	128			
1,1,2-Trichloroethane	0.0224	0.00100	0.0232	0	96.5	75	125			
1,1,2-Trichlorotrifluoroethane	0.0227	0.0150	0.0232	0	98.0	67	125			
1,1-Dichloroethane	0.0274	0.00100	0.0232	0.00506	96.4	69	133			
1,1-Dichloroethene	0.0290	0.00100	0.0232	0.00607	99.0	68	130			
1,2,4-Trichlorobenzene	0.0199	0.00500	0.0232	0	85.6	66	134			
1,2-Dibromo-3-chloropropane	0.0214	0.0100	0.0232	0	92.1	50	132			
1,2-Dibromoethane	0.0236	0.00100	0.0232	0	102	80	121			
1,2-Dichlorobenzene	0.0249	0.00100	0.0232	0	107	75	125			
1,2-Dichloroethane	0.0218	0.00100	0.0232	0	93.8	68	132			
1,2-Dichloropropane	0.0228	0.00100	0.0232	0	98.3	75	125			
1,3-Dichlorobenzene	0.0250	0.00100	0.0232	0	108	75	124			
1,4-Dichlorobenzene	0.0244	0.00100	0.0232	0	105	74	123			
2-Butanone	0.0201	0.0150	0.0232	0	86.7	49	136			
2-Hexanone	0.0218	0.0150	0.0232	0	93.8	50	150			
4-Methyl-2-pentanone	0.0223	0.0150	0.0232	0	96.1	60	135			
Acetone	0.0227	0.0150	0.0232	0	97.8	40	135			
Benzene	0.0237	0.00100	0.0232	0	102	81	120			
Bromodichloromethane	0.0229	0.00100	0.0232	0	98.8	76	121			
Bromoform	0.0241	0.00100	0.0232	0	104	69	128			
Bromomethane	0.0240	0.00100	0.0232	0	103	53	141			
Carbon disulfide	0.0188	0.0150	0.0232	0	80.9	50	150			
Carbon tetrachloride	0.0240	0.00100	0.0232	0	104	66	138			

Qualifiers:

B	Analyte detected in the associated Method Blank	R	RPD outside accepted control limits
DF	Dilution Factor	RL	Reporting Limit
J	Analyte detected between MDL and RL	S	Spike Recovery outside control limits
MDL	Method Detection Limit	J	Analyte detected between SDL and RL
ND	Not Detected at the Method Detection Limit	N	Parameter not NELAC certified

CLIENT: Geo Strata Environmental Consultants
Work Order: 1010167
Project: Hillcrest CEI

ANALYTICAL QC SUMMARY REPORT

RunID: GCMS7_101026A

Chlorobenzene	0.0242	0.00100	0.0232	0	104	81	122	
Chloroethane	0.0224	0.00100	0.0232	0	96.7	58	133	
Chloroform	0.0223	0.00100	0.0232	0	96.1	69	128	
Chloromethane	0.0202	0.00100	0.0232	0	87.3	56	131	
cis-1,2-Dichloroethene	0.0230	0.00100	0.0232	0	99.0	72	126	
cis-1,3-Dichloropropene	0.0225	0.00100	0.0232	0	96.9	69	131	
Cyclohexane	0.0224	0.0150	0.0232	0	96.7	40	161	N
Dibromochloromethane	0.0233	0.00100	0.0232	0	101	66	133	
Dichlorodifluoromethane	0.0212	0.00100	0.0232	0	91.6	53	153	
Ethylbenzene	0.0248	0.00100	0.0232	0	107	80	120	
Isopropylbenzene	0.0262	0.00100	0.0232	0	113	75	127	
m,p-Xylene	0.0512	0.00200	0.0464	0	110	80	120	
Methyl Acetate	0.0163	0.0150	0.0232	0	70.4	50	150	
Methyl tert-butyl ether	0.0215	0.00100	0.0232	0	92.6	68	123	
Methylcyclohexane	0.0208	0.0150	0.0232	0	89.7	70	130	
Methylene chloride	0.0229	0.00250	0.0232	0	98.5	63	137	
o-Xylene	0.0258	0.00100	0.0232	0	111	80	120	
Styrene	0.0245	0.00100	0.0232	0	106	65	134	
Tetrachloroethene	0.0255	0.00200	0.0232	0	110	66	128	
Toluene	0.0232	0.00200	0.0232	0	100	80	120	
trans-1,2-Dichloroethene	0.0226	0.00100	0.0232	0	97.5	63	137	
trans-1,3-Dichloropropene	0.0226	0.00100	0.0232	0	97.4	59	135	
Trichloroethene	0.0219	0.00200	0.0232	0	94.5	70	127	
Trichlorofluoromethane	0.0233	0.00100	0.0232	0	101	57	129	
Vinyl chloride	0.0214	0.00100	0.0232	0.00010	91.9	50	134	
Surr: 1,2-Dichloroethane-d4	186		200.0		93.2	72	119	
Surr: 4-Bromofluorobenzene	187		200.0		93.7	76	119	
Surr: Dibromofluoromethane	190		200.0		95.1	85	115	
Surr: Toluene-d8	203		200.0		101	81	120	

Sample ID:	1010155-03AMSD	Batch ID:	43586	TestNo:	SW8260B	Units:	mg/L
SampType:	MSD	Run ID:	GCMS7_101026A	Analysis Date:	10/26/10 10:32 PM	Prep Date:	10/26/10

Analyte	Result	RL	SPK value	Ref Val	%REC	LowLimit	HighLimit	%RPD	RPD Limit	Qual
1,1,1-Trichloroethane	0.0220	0.00100	0.0232	0	94.8	67	132	0.454	20	
1,1,2,2-Tetrachloroethane	0.0274	0.00100	0.0232	0	118	63	128	0.844	20	
1,1,2-Trichloroethane	0.0222	0.00100	0.0232	0	95.8	75	125	0.672	20	
1,1,2-Trichlorotrifluoroethane	0.0226	0.0150	0.0232	0	97.2	67	125	0.751	20	
1,1-Dichloroethane	0.0274	0.00100	0.0232	0.00506	96.1	69	133	0.219	20	
1,1-Dichloroethene	0.0291	0.00100	0.0232	0.00607	99.2	68	130	0.172	20	
1,2,4-Trichlorobenzene	0.0198	0.00500	0.0232	0	85.3	66	134	0.454	20	
1,2-Dibromo-3-chloropropane	0.0212	0.0100	0.0232	0	91.5	50	132	0.658	20	
1,2-Dibromoethane	0.0235	0.00100	0.0232	0	101	80	121	0.467	20	
1,2-Dichlorobenzene	0.0248	0.00100	0.0232	0	107	75	125	0.443	20	
1,2-Dichloroethane	0.0218	0.00100	0.0232	0	93.8	68	132	0.046	20	
1,2-Dichloropropane	0.0228	0.00100	0.0232	0	98.3	75	125	0	20	
1,3-Dichlorobenzene	0.0249	0.00100	0.0232	0	107	75	124	0.401	20	
1,4-Dichlorobenzene	0.0243	0.00100	0.0232	0	105	74	123	0.164	20	

Qualifiers:

B	Analyte detected in the associated Method Blank	R	RPD outside accepted control limits
DF	Dilution Factor	RL	Reporting Limit
J	Analyte detected between MDL and RL	S	Spike Recovery outside control limits
MDL	Method Detection Limit	J	Analyte detected between SDL and RL
ND	Not Detected at the Method Detection Limit	N	Parameter not NELAC certified

CLIENT: Geo Strata Environmental Consultants
Work Order: 1010167
Project: Hillcrest CEI

ANALYTICAL QC SUMMARY REPORT

RunID: GCMS7_101026A

2-Butanone	0.0214	0.0150	0.0232	0	92.0	49	136	5.93	20	
2-Hexanone	0.0217	0.0150	0.0232	0	93.6	50	150	0.138	20	
4-Methyl-2-pentanone	0.0224	0.0150	0.0232	0	96.7	60	135	0.626	20	
Acetone	0.0227	0.0150	0.0232	0	97.7	40	135	0.132	20	
Benzene	0.0236	0.00100	0.0232	0	102	81	120	0.508	20	
Bromodichloromethane	0.0225	0.00100	0.0232	0	97.1	76	121	1.76	20	
Bromoform	0.0238	0.00100	0.0232	0	103	69	128	1.00	20	
Bromomethane	0.0240	0.00100	0.0232	0	103	53	141	0.125	20	
Carbon disulfide	0.0190	0.0150	0.0232	0	81.9	50	150	1.16	20	
Carbon tetrachloride	0.0238	0.00100	0.0232	0	103	66	138	1.00	20	
Chlorobenzene	0.0241	0.00100	0.0232	0	104	81	122	0.704	20	
Chloroethane	0.0219	0.00100	0.0232	0	94.2	58	133	2.57	20	
Chloroform	0.0225	0.00100	0.0232	0	96.9	69	128	0.804	20	
Chloromethane	0.0201	0.00100	0.0232	0	86.4	56	131	0.993	20	
cis-1,2-Dichloroethene	0.0230	0.00100	0.0232	0	98.9	72	126	0.087	20	
cis-1,3-Dichloropropene	0.0227	0.00100	0.0232	0	97.9	69	131	0.973	20	
Cyclohexane	0.0220	0.0150	0.0232	0	94.7	40	161	2.12	20	N
Dibromochloromethane	0.0234	0.00100	0.0232	0	101	66	133	0.300	20	
Dichlorodifluoromethane	0.0208	0.00100	0.0232	0	89.7	53	153	2.09	20	
Ethylbenzene	0.0246	0.00100	0.0232	0	106	80	120	0.688	20	
Isopropylbenzene	0.0258	0.00100	0.0232	0	111	75	127	1.54	20	
m,p-Xylene	0.0507	0.00200	0.0464	0	109	80	120	1.08	20	
Methyl Acetate	0.0158	0.0150	0.0232	0	68.3	50	150	3.04	20	
Methyl tert-butyl ether	0.0217	0.00100	0.0232	0	93.5	68	123	0.972	20	
Methylcyclohexane	0.0206	0.0150	0.0232	0	88.6	70	130	1.21	20	
Methylene chloride	0.0226	0.00250	0.0232	0	97.4	63	137	1.14	20	
o-Xylene	0.0258	0.00100	0.0232	0	111	80	120	0.116	20	
Styrene	0.0243	0.00100	0.0232	0	105	65	134	0.901	20	
Tetrachloroethene	0.0252	0.00200	0.0232	0	109	66	128	1.03	20	
Toluene	0.0234	0.00200	0.0232	0	101	80	120	0.643	20	
trans-1,2-Dichloroethene	0.0225	0.00100	0.0232	0	97.1	63	137	0.443	20	
trans-1,3-Dichloropropene	0.0222	0.00100	0.0232	0	95.6	59	135	1.83	20	
Trichloroethene	0.0220	0.00200	0.0232	0	94.9	70	127	0.410	20	
Trichlorofluoromethane	0.0226	0.00100	0.0232	0	97.5	57	129	3.13	20	
Vinyl chloride	0.0211	0.00100	0.0232	0.00010	90.3	50	134	1.74	20	
Surr: 1,2-Dichloroethane-d4	187		200.0		93.6	72	119	0	0	
Surr: 4-Bromofluorobenzene	187		200.0		93.7	76	119	0	0	
Surr: Dibromofluoromethane	191		200.0		95.3	85	115	0	0	
Surr: Toluene-d8	205		200.0		102	81	120	0	0	

Qualifiers:

B	Analyte detected in the associated Method Blank	R	RPD outside accepted control limits
DF	Dilution Factor	RL	Reporting Limit
J	Analyte detected between MDL and RL	S	Spike Recovery outside control limits
MDL	Method Detection Limit	J	Analyte detected between SDL and RL
ND	Not Detected at the Method Detection Limit	N	Parameter not NELAC certified

CLIENT: Geo Strata Environmental Consultants
Work Order: 1010167
Project: Hillcrest CEI

ANALYTICAL QC SUMMARY REPORT

RunID: GCMS7_101026A

Sample ID:	ICV-101026	Batch ID:	R51980		TestNo:		SW8260B		Units:		mg/L
SampType:	ICV	Run ID:	GCMS7_101026A		Analysis Date:		10/26/10 11:18 AM		Prep Date:		
Analyte		Result	RL	SPK value	Ref Val	%REC	LowLimit	HighLimit	%RPD	RPD Limit	Qual
1,1,1-Trichloroethane		0.0435	0.00100	0.0464	0	93.8	70	130			
1,1,2,2-Tetrachloroethane		0.0550	0.00100	0.0464	0	118	70	130			
1,1,2-Trichloroethane		0.0440	0.00100	0.0464	0	94.9	70	130			
1,1,2-Trichlorotrifluoroethane		0.0444	0.0150	0.0464	0	95.6	70	130			
1,1-Dichloroethane		0.0451	0.00100	0.0464	0	97.2	70	130			
1,1-Dichloroethene		0.0446	0.00100	0.0464	0	96.2	80	120			
1,2,4-Trichlorobenzene		0.0427	0.00500	0.0464	0	92.0	70	130			
1,2-Dibromo-3-chloropropane		0.0466	0.0100	0.0464	0	100	70	130			
1,2-Dibromoethane		0.0495	0.00100	0.0464	0	107	70	130			
1,2-Dichlorobenzene		0.0508	0.00100	0.0464	0	109	70	130			
1,2-Dichloroethane		0.0420	0.00100	0.0464	0	90.5	70	130			
1,2-Dichloropropane		0.0462	0.00100	0.0464	0	99.5	70	130			
1,3-Dichlorobenzene		0.0510	0.00100	0.0464	0	110	70	130			
1,4-Dichlorobenzene		0.0490	0.00100	0.0464	0	106	70	130			
2-Butanone		0.0367	0.0150	0.0464	0	79.0	70	130			
2-Hexanone		0.0473	0.0150	0.0464	0	102	70	130			
4-Methyl-2-pentanone		0.0465	0.0150	0.0464	0	100	70	130			
Acetone		0.0403	0.0150	0.0464	0	86.8	70	130			
Benzene		0.0465	0.00100	0.0464	0	100	70	130			
Bromodichloromethane		0.0464	0.00100	0.0464	0	99.9	70	130			
Bromoform		0.0538	0.00100	0.0464	0	116	70	130			
Bromomethane		0.0374	0.00100	0.0464	0	80.7	70	130			
Carbon disulfide		0.0393	0.0150	0.0464	0	84.8	70	130			
Carbon tetrachloride		0.0494	0.00100	0.0464	0	106	70	130			
Chlorobenzene		0.0477	0.00100	0.0464	0	103	70	130			
Chloroethane		0.0330	0.00100	0.0464	0	71.1	70	130			
Chloroform		0.0439	0.00100	0.0464	0	94.7	80	120			
Chloromethane		0.0378	0.00100	0.0464	0	81.5	70	130			
cis-1,2-Dichloroethene		0.0454	0.00100	0.0464	0	97.9	70	130			
cis-1,3-Dichloropropene		0.0499	0.00100	0.0464	0	108	70	130			
Cyclohexane		0.0451	0.0150	0.0464	0	97.2	70	130			N
Dibromochloromethane		0.0517	0.00100	0.0464	0	111	70	130			
Dichlorodifluoromethane		0.0405	0.00100	0.0464	0	87.3	70	130			
Ethylbenzene		0.0498	0.00100	0.0464	0	107	80	120			
Isopropylbenzene		0.0510	0.00100	0.0464	0	110	70	130			
m,p-Xylene		0.100	0.00200	0.0928	0	108	70	130			
Methyl Acetate		0.0388	0.0150	0.0464	0	83.7	70	130			
Methyl tert-butyl ether		0.0432	0.00100	0.0464	0	93.1	70	130			
Methylcyclohexane		0.0424	0.0150	0.0464	0	91.3	70	130			
Methylene chloride		0.0454	0.00250	0.0464	0	97.8	70	130			
o-Xylene		0.0512	0.00100	0.0464	0	110	70	130			
Styrene		0.0501	0.00100	0.0464	0	108	70	130			
Tetrachloroethene		0.0530	0.00200	0.0464	0	114	70	130			
Toluene		0.0461	0.00200	0.0464	0	99.4	80	120			

Qualifiers:

B	Analyte detected in the associated Method Blank	R	RPD outside accepted control limits
DF	Dilution Factor	RL	Reporting Limit
J	Analyte detected between MDL and RL	S	Spike Recovery outside control limits
MDL	Method Detection Limit	J	Analyte detected between SDL and RL
ND	Not Detected at the Method Detection Limit	N	Parameter not NELAC certified

CLIENT: Geo Strata Environmental Consultants
Work Order: 1010167
Project: Hillcrest CEI

ANALYTICAL QC SUMMARY REPORT

RunID: GCMS7_101026A

trans-1,2-Dichloroethene	0.0453	0.00100	0.0464	0	97.7	70	130
trans-1,3-Dichloropropene	0.0495	0.00100	0.0464	0	107	70	130
Trichloroethene	0.0442	0.00200	0.0464	0	95.3	70	130
Trichlorofluoromethane	0.0348	0.00100	0.0464	0	75.0	70	130
Vinyl chloride	0.0422	0.00100	0.0464	0	90.9	80	120
Surr: 1,2-Dichloroethane-d4	183		200.0		91.7	72	119
Surr: 4-Bromofluorobenzene	189		200.0		94.5	76	119
Surr: Dibromofluoromethane	190		200.0		94.9	85	115
Surr: Toluene-d8	209		200.0		105	81	120

Qualifiers:				
	B	Analyte detected in the associated Method Blank	R	RPD outside accepted control limits
	DF	Dilution Factor	RL	Reporting Limit
	J	Analyte detected between MDL and RL	S	Spike Recovery outside control limits
	MDL	Method Detection Limit	J	Analyte detected between SDL and RL
	ND	Not Detected at the Method Detection Limit	N	Parameter not NELAC certified

CLIENT: Geo Strata Environmental Consultants
Work Order: 1010167
Project: Hillcrest CEI

ANALYTICAL QC SUMMARY REPORT

RunID: GCMS7_101026B

Sample ID:	LCS-43586	Batch ID:	43586	TestNo:	SW8260B	Units:	mg/L
SampType:	LCS	Run ID:	GCMS7_101026B	Analysis Date:	10/26/10 11:53 AM	Prep Date:	10/26/10

Analyte	Result	RL	SPK value	Ref Val	%REC	LowLimit	HighLimit	%RPD	RPD Limit	Qual
1,1,1-Trichloroethane	0.0215	0.00100	0.0232	0	92.8	67	132			
1,1,2,2-Tetrachloroethane	0.0274	0.00100	0.0232	0	118	63	128			
1,1,2-Trichloroethane	0.0222	0.00100	0.0232	0	95.6	75	125			
1,1-Dichloroethane	0.0225	0.00100	0.0232	0	96.9	69	133			
1,1-Dichloroethene	0.0228	0.00100	0.0232	0	98.1	68	130			
1,2,4-Trichlorobenzene	0.0204	0.00500	0.0232	0	88.1	66	134			
1,2-Dibromo-3-chloropropane	0.0224	0.00500	0.0232	0	96.6	50	132			
1,2-Dibromoethane	0.0242	0.00100	0.0232	0	104	80	121			
1,2-Dichlorobenzene	0.0250	0.00100	0.0232	0	108	75	125			
1,2-Dichloroethane	0.0208	0.00100	0.0232	0	89.8	68	127			
1,2-Dichloropropane	0.0229	0.00100	0.0232	0	98.6	75	125			
1,3-Dichlorobenzene	0.0252	0.00100	0.0232	0	108	75	124			
1,4-Dichlorobenzene	0.0245	0.00100	0.0232	0	106	74	123			
2-Butanone	0.0195	0.0150	0.0232	0	84.0	49	136			
2-Hexanone	0.0229	0.0150	0.0232	0	98.8	50	150			
4-Methyl-2-pentanone	0.0227	0.0150	0.0232	0	98.0	58	134			
Acetone	0.0201	0.0150	0.0232	0	86.6	40	135			
Benzene	0.0235	0.00100	0.0232	0	101	81	120			
Bromodichloromethane	0.0226	0.00100	0.0232	0	97.6	76	121			
Bromoform	0.0260	0.00100	0.0232	0	112	69	128			
Bromomethane	0.0225	0.00100	0.0232	0	96.9	53	141			
Carbon disulfide	0.0199	0.0150	0.0232	0	85.6	50	150			
Carbon tetrachloride	0.0238	0.00100	0.0232	0	103	66	138			
Chlorobenzene	0.0241	0.00100	0.0232	0	104	81	122			
Chloroethane	0.0208	0.00100	0.0232	0	89.6	58	133			
Chloroform	0.0218	0.00100	0.0232	0	94.0	69	128			
Chloromethane	0.0200	0.00100	0.0232	0	86.3	56	131			
cis-1,2-Dichloroethene	0.0227	0.00100	0.0232	0	97.8	72	126			
cis-1,3-Dichloropropene	0.0245	0.00100	0.0232	0	106	69	131			
Dibromochloromethane	0.0241	0.00100	0.0232	0	104	66	133			
Dichlorodifluoromethane	0.0208	0.00100	0.0232	0	89.6	53	153			
Ethylbenzene	0.0251	0.00100	0.0232	0	108	80	120			
Isopropylbenzene	0.0262	0.00100	0.0232	0	113	75	127			
m,p-Xylene	0.0514	0.00200	0.0464	0	111	80	120			
Methyl tert-butyl ether	0.0213	0.00100	0.0232	0	91.9	68	123			
Methylene chloride	0.0223	0.00250	0.0232	0	95.9	63	137			
o-Xylene	0.0262	0.00100	0.0232	0	113	80	120			
Styrene	0.0256	0.00100	0.0232	0	110	65	134			
Tetrachloroethene	0.0258	0.00200	0.0232	0	111	66	128			
Toluene	0.0232	0.00200	0.0232	0	99.8	80	120			
trans-1,2-Dichloroethene	0.0224	0.00100	0.0232	0	96.7	63	137			
trans-1,3-Dichloropropene	0.0240	0.00100	0.0232	0	103	59	135			
Trichloroethene	0.0221	0.00200	0.0232	0	95.3	70	127			
Trichlorofluoromethane	0.0212	0.00100	0.0232	0	91.4	57	129			

Qualifiers:

B	Analyte detected in the associated Method Blank	R	RPD outside accepted control limits
DF	Dilution Factor	RL	Reporting Limit
J	Analyte detected between MDL and RL	S	Spike Recovery outside control limits
MDL	Method Detection Limit	J	Analyte detected between SDL and RL
ND	Not Detected at the Method Detection Limit	N	Parameter not NELAC certified

CLIENT: Geo Strata Environmental Consultants
Work Order: 1010167
Project: Hillcrest CEI

ANALYTICAL QC SUMMARY REPORT

RunID: GCMS7_101026B

Vinyl chloride	0.0216	0.00100	0.0232	0	93.1	50	134
Surr: 1,2-Dichloroethane-d4	183		200.0		91.3	72	119
Surr: 4-Bromofluorobenzene	189		200.0		94.5	76	119
Surr: Dibromofluoromethane	188		200.0		93.9	85	115
Surr: Toluene-d8	204		200.0		102	81	120

Sample ID:	MB-43586	Batch ID:	43586	TestNo:	SW8260B	Units:	mg/L
SampType:	MBLK	Run ID:	GCMS7_101026B	Analysis Date:	10/26/10 01:10 PM	Prep Date:	10/26/10

Analyte	Result	RL	SPK value	Ref Val	%REC	LowLimit	HighLimit	%RPD	RPD Limit	Qual
1,1,1-Trichloroethane	<0.000200	0.00100								
1,1,2,2-Tetrachloroethane	<0.000200	0.00100								
1,1,2-Trichloroethane	<0.000200	0.00100								
1,1-Dichloroethane	<0.000200	0.00100								
1,1-Dichloroethene	<0.000200	0.00100								
1,2,4-Trichlorobenzene	<0.00200	0.00500								
1,2-Dibromo-3-chloropropane	<0.00300	0.00500								
1,2-Dibromoethane	<0.000200	0.00100								
1,2-Dichlorobenzene	<0.000300	0.00100								
1,2-Dichloroethane	<0.000300	0.00100								
1,2-Dichloropropane	<0.000200	0.00100								
1,3-Dichlorobenzene	<0.000300	0.00100								
1,4-Dichlorobenzene	<0.000300	0.00100								
2-Butanone	<0.00500	0.0150								
2-Hexanone	<0.00500	0.0150								
4-Methyl-2-pentanone	<0.00500	0.0150								
Acetone	<0.00500	0.0150								
Benzene	<0.000200	0.00100								
Bromodichloromethane	<0.000200	0.00100								
Bromoform	<0.000200	0.00100								
Bromomethane	<0.000300	0.00100								
Carbon disulfide	<0.00500	0.0150								
Carbon tetrachloride	<0.000200	0.00100								
Chlorobenzene	<0.000200	0.00100								
Chloroethane	<0.000300	0.00100								
Chloroform	<0.000300	0.00100								
Chloromethane	<0.000300	0.00100								
cis-1,2-Dichloroethene	<0.000200	0.00100								
cis-1,3-Dichloropropene	<0.000200	0.00100								
Dibromochloromethane	<0.000200	0.00100								
Dichlorodifluoromethane	<0.000200	0.00100								
Ethylbenzene	<0.000300	0.00100								
Isopropylbenzene	<0.000200	0.00100								
m,p-Xylene	<0.000600	0.00200								
Methyl tert-butyl ether	<0.000300	0.00100								
Methylene chloride	<0.00250	0.00250								
o-Xylene	<0.000300	0.00100								
Styrene	<0.000200	0.00100								

Qualifiers:				
	B	Analyte detected in the associated Method Blank	R	RPD outside accepted control limits
	DF	Dilution Factor	RL	Reporting Limit
	J	Analyte detected between MDL and RL	S	Spike Recovery outside control limits
	MDL	Method Detection Limit	J	Analyte detected between SDL and RL
	ND	Not Detected at the Method Detection Limit	N	Parameter not NELAC certified

Tetrachloroethene	<0.000700	0.00200				
Toluene	<0.000700	0.00200				
trans-1,2-Dichloroethene	<0.000200	0.00100				
trans-1,3-Dichloropropene	<0.000200	0.00100				
Trichloroethene	<0.000700	0.00200				
Trichlorofluoromethane	<0.000200	0.00100				
Vinyl chloride	<0.000100	0.00100				
Surr: 1,2-Dichloroethane-d4	182		200.0	91.0	72	119
Surr: 4-Bromofluorobenzene	192		200.0	95.8	76	119
Surr: Dibromofluoromethane	187		200.0	93.5	85	115
Surr: Toluene-d8	204		200.0	102	81	120

Sample ID:	1010155-03AMS	Batch ID:	43586	TestNo:	SW8260B		Units:	mg/L	
SampType:	MS	Run ID:	GCMS7_101026B	Analysis Date:	10/26/10 10:06 PM		Prep Date:	10/26/10	
Analyte		Result	RL	SPK value	Ref Val	%REC	LowLimit	HighLimit	%RPD	RPD Limit	Qual
1,1-Dichloroethene		0.0290	0.00100	0.0232	0.00607	99.0	68	130			
Benzene		0.0237	0.00100	0.0232	0	102	81	120			
Chlorobenzene		0.0242	0.00100	0.0232	0	104	81	122			
Toluene		0.0232	0.00200	0.0232	0	100	80	120			
Trichloroethene		0.0219	0.00200	0.0232	0	94.5	70	127			
Surr: 1,2-Dichloroethane-d4		186		200.0		93.2	72	119			
Surr: 4-Bromofluorobenzene		187		200.0		93.7	76	119			
Surr: Dibromofluoromethane		190		200.0		95.1	85	115			
Surr: Toluene-d8		203		200.0		101	81	120			

Sample ID:	1010155-03AMSD	Batch ID:	43586	TestNo:	SW8260B		Units:	mg/L	
SampType:	MSD	Run ID:	GCMS7_101026B	Analysis Date:	10/26/10 10:32 PM		Prep Date:	10/26/10	
Analyte		Result	RL	SPK value	Ref Val	%REC	LowLimit	HighLimit	%RPD	RPD Limit	Qual
1,1-Dichloroethene		0.0291	0.00100	0.0232	0.00607	99.2	68	130	0.172	20	
Benzene		0.0236	0.00100	0.0232	0	102	81	120	0.508	20	
Chlorobenzene		0.0241	0.00100	0.0232	0	104	81	122	0.704	20	
Toluene		0.0234	0.00200	0.0232	0	101	80	120	0.643	20	
Trichloroethene		0.0220	0.00200	0.0232	0	94.9	70	127	0.410	20	
Surr: 1,2-Dichloroethane-d4		187		200.0		93.6	72	119	0	0	
Surr: 4-Bromofluorobenzene		187		200.0		93.7	76	119	0	0	
Surr: Dibromofluoromethane		191		200.0		95.3	85	115	0	0	
Surr: Toluene-d8		205		200.0		102	81	120	0	0	

CLIENT: Geo Strata Environmental Consultants
Work Order: 1010167
Project: Hillcrest CEI

ANALYTICAL QC SUMMARY REPORT

RunID: GCMS7_101026B

Sample ID:	ICV-101026	Batch ID:	R51981	TestNo:	SW8260B	Units:	mg/L
SampType:	ICV	Run ID:	GCMS7_101026B	Analysis Date:	10/26/10 11:18 AM	Prep Date:	

Analyte	Result	RL	SPK value	Ref Val	%REC	LowLimit	HighLimit	%RPD	RPD Limit	Qual
1,1,1-Trichloroethane	0.0435	0.00100	0.0464	0	93.8	70	130			
1,1,2,2-Tetrachloroethane	0.0550	0.00100	0.0464	0	118	70	130			
1,1,2-Trichloroethane	0.0440	0.00100	0.0464	0	94.9	70	130			
1,1-Dichloroethane	0.0451	0.00100	0.0464	0	97.2	70	130			
1,1-Dichloroethene	0.0446	0.00100	0.0464	0	96.2	80	120			
1,2,4-Trichlorobenzene	0.0427	0.00500	0.0464	0	92.0	70	130			
1,2-Dibromo-3-chloropropane	0.0466	0.00500	0.0464	0	100	70	130			
1,2-Dibromoethane	0.0495	0.00100	0.0464	0	107	70	130			
1,2-Dichlorobenzene	0.0508	0.00100	0.0464	0	109	70	130			
1,2-Dichloroethane	0.0420	0.00100	0.0464	0	90.5	70	130			
1,2-Dichloropropane	0.0462	0.00100	0.0464	0	99.5	80	120			
1,3-Dichlorobenzene	0.0510	0.00100	0.0464	0	110	70	130			
1,4-Dichlorobenzene	0.0490	0.00100	0.0464	0	106	70	130			
2-Butanone	0.0367	0.0150	0.0464	0	79.0	70	130			
2-Hexanone	0.0473	0.0150	0.0464	0	102	70	130			
4-Methyl-2-pentanone	0.0465	0.0150	0.0464	0	100	70	130			
Acetone	0.0403	0.0150	0.0464	0	86.8	70	130			
Benzene	0.0465	0.00100	0.0464	0	100	70	130			
Bromodichloromethane	0.0464	0.00100	0.0464	0	99.9	70	130			
Bromoform	0.0538	0.00100	0.0464	0	116	70	130			
Bromomethane	0.0374	0.00100	0.0464	0	80.7	70	130			
Carbon disulfide	0.0393	0.0150	0.0464	0	84.8	70	130			
Carbon tetrachloride	0.0494	0.00100	0.0464	0	106	70	130			
Chlorobenzene	0.0477	0.00100	0.0464	0	103	70	130			
Chloroethane	0.0330	0.00100	0.0464	0	71.1	70	130			
Chloroform	0.0439	0.00100	0.0464	0	94.7	80	120			
Chloromethane	0.0378	0.00100	0.0464	0	81.5	70	130			
cis-1,2-Dichloroethene	0.0454	0.00100	0.0464	0	97.9	70	130			
cis-1,3-Dichloropropene	0.0499	0.00100	0.0464	0	108	70	130			
Dibromochloromethane	0.0517	0.00100	0.0464	0	111	70	130			
Dichlorodifluoromethane	0.0405	0.00100	0.0464	0	87.3	70	130			
Ethylbenzene	0.0498	0.00100	0.0464	0	107	80	120			
Isopropylbenzene	0.0510	0.00100	0.0464	0	110	70	130			
m,p-Xylene	0.100	0.00200	0.0928	0	108	70	130			
Methyl tert-butyl ether	0.0432	0.00100	0.0464	0	93.1	70	130			
Methylene chloride	0.0454	0.00250	0.0464	0	97.8	70	130			
o-Xylene	0.0512	0.00100	0.0464	0	110	70	130			
Styrene	0.0501	0.00100	0.0464	0	108	70	130			
Tetrachloroethene	0.0530	0.00200	0.0464	0	114	70	130			
Toluene	0.0461	0.00200	0.0464	0	99.4	80	120			
trans-1,2-Dichloroethene	0.0453	0.00100	0.0464	0	97.7	70	130			
trans-1,3-Dichloropropene	0.0495	0.00100	0.0464	0	107	70	130			
Trichloroethene	0.0442	0.00200	0.0464	0	95.3	70	130			
Trichlorofluoromethane	0.0348	0.00100	0.0464	0	75.0	70	130			

Qualifiers:

B	Analyte detected in the associated Method Blank	R	RPD outside accepted control limits
DF	Dilution Factor	RL	Reporting Limit
J	Analyte detected between MDL and RL	S	Spike Recovery outside control limits
MDL	Method Detection Limit	J	Analyte detected between SDL and RL
ND	Not Detected at the Method Detection Limit	N	Parameter not NELAC certified

CLIENT: Geo Strata Environmental Consultants
Work Order: 1010167
Project: Hillcrest CEI

ANALYTICAL QC SUMMARY REPORT

RunID: GCMS7_101026B

Vinyl chloride	0.0422	0.00100	0.0464	0	90.9	80	120
Surr: 1,2-Dichloroethane-d4	183		200.0		91.7	72	119
Surr: 4-Bromofluorobenzene	189		200.0		94.5	76	119
Surr: Dibromofluoromethane	190		200.0		94.9	85	115
Surr: Toluene-d8	209		200.0		105	81	120

Qualifiers:				
	B	Analyte detected in the associated Method Blank	R	RPD outside accepted control limits
	DF	Dilution Factor	RL	Reporting Limit
	J	Analyte detected between MDL and RL	S	Spike Recovery outside control limits
	MDL	Method Detection Limit	J	Analyte detected between SDL and RL
	ND	Not Detected at the Method Detection Limit	N	Parameter not NELAC certified

CLIENT: Geo Strata Environmental Consultants
Work Order: 1010167
Project: Hillcrest CEI

ANALYTICAL QC SUMMARY REPORT

RunID: PMOIST_101028A

Sample ID:	1010167-04A-DUP	Batch ID:	43611	TestNo:	D2216	Units:	WT%
SampType:	DUP	Run ID:	PMOIST_101028A	Analysis Date:	10/28/10 04:30 PM	Prep Date:	10/28/10

Analyte	Result	RL	SPK value	Ref Val	%REC	LowLimit	HighLimit	%RPD	RPD Limit	Qual
Percent Moisture	19.1	0	0	18.99				0.392	30	

Qualifiers:				
	B	Analyte detected in the associated Method Blank	R	RPD outside accepted control limits
	DF	Dilution Factor	RL	Reporting Limit
	J	Analyte detected between MDL and RL	S	Spike Recovery outside control limits
	MDL	Method Detection Limit	J	Analyte detected between SDL and RL
	ND	Not Detected at the Method Detection Limit	N	Parameter not NELAC certified

CLIENT: Geo Strata Environmental Consultants
Work Order: 1010167
Project: Hillcrest CEI

MQL SUMMARY REPORT

TestNo: TX1005 Analyte	MDL mg/Kg	MQL mg/Kg
T/R Hydrocarbons: >C12-C28	7.00	20.0
T/R Hydrocarbons: >C28-C35	7.00	20.0
T/R Hydrocarbons: C6-C12	7.00	20.0
T/R Hydrocarbons: C6-C35	7.00	20.0

TestNo: TX1005 Analyte	MDL mg/L	MQL mg/L
T/R Hydrocarbons: >C12-C28	0.700	2.00
T/R Hydrocarbons: >C28-C35	0.700	2.00
T/R Hydrocarbons: C6-C12	0.700	2.00
T/R Hydrocarbons: C6-C35	0.700	2.00

TestNo: SW6020 Analyte	MDL mg/Kg	MQL mg/Kg
Arsenic	0.500	1.00
Barium	0.500	2.00
Cadmium	0.100	0.300
Chromium	0.500	2.00
Lead	0.100	0.300
Selenium	0.150	0.500
Silver	0.100	0.200

TestNo: SW8260B Analyte	MDL mg/L	MQL mg/L
1,1,1-Trichloroethane	0.000200	0.00100
1,1,2,2-Tetrachloroethane	0.000200	0.00100
1,1,2-Trichloroethane	0.000200	0.00100
1,1,2-Trichlorotrifluoroethane	0.00500	0.0150
1,1-Dichloroethane	0.000200	0.00100
1,1-Dichloroethene	0.000200	0.00100
1,2,4-Trichlorobenzene	0.00150	0.00500
1,2-Dibromo-3-chloropropane	0.00300	0.0100
1,2-Dibromoethane	0.000200	0.00100
1,2-Dichlorobenzene	0.000300	0.00100
1,2-Dichloroethane	0.000300	0.00100
1,2-Dichloropropane	0.000200	0.00100
1,3-Dichlorobenzene	0.000300	0.00100
1,4-Dichlorobenzene	0.000300	0.00100
2-Butanone	0.00500	0.0150
2-Hexanone	0.00500	0.0150
4-Methyl-2-pentanone	0.00500	0.0150
Acetone	0.00500	0.0150
Benzene	0.000200	0.00100
Bromodichloromethane	0.000200	0.00100
Bromoform	0.000200	0.00100
Bromomethane	0.000300	0.00100
Carbon disulfide	0.00500	0.0150
Carbon tetrachloride	0.000200	0.00100
Chlorobenzene	0.000200	0.00100
Chloroethane	0.000300	0.00100
Chloroform	0.000300	0.00100
Chloromethane	0.000300	0.00100
cis-1,2-Dichloroethene	0.000200	0.00100
cis-1,3-Dichloropropene	0.000200	0.00100
Cyclohexane	0.00500	0.0150
Dibromochloromethane	0.000200	0.00100
Dichlorodifluoromethane	0.000200	0.00100
Ethylbenzene	0.000300	0.00100
Isopropylbenzene	0.000200	0.00100
m,p-Xylene	0.000600	0.00200
Methyl Acetate	0.00500	0.0150
Methyl tert-butyl ether	0.000300	0.00100
Methylcyclohexane	0.00500	0.0150
Methylene chloride	0.00250	0.00250
o-Xylene	0.000300	0.00100
Styrene	0.000200	0.00100
Tetrachloroethene	0.000600	0.00200
Toluene	0.000600	0.00200
trans-1,2-Dichloroethene	0.000200	0.00100
trans-1,3-Dichloropropene	0.000200	0.00100
Trichloroethene	0.000600	0.00200
Trichlorofluoromethane	0.000200	0.00100
Vinyl chloride	0.000100	0.00100

TestNo: SW8260B Analyte	MDL mg/Kg	MQL mg/Kg
1,1,1-Trichloroethane	0.00100	0.00500
1,1,2,2-Tetrachloroethane	0.00100	0.00500
1,1,2-Trichloroethane	0.00100	0.00500
1,1,2-Trichlorotrifluoroethane	0.00500	0.0150
1,1-Dichloroethane	0.00100	0.00500
1,1-Dichloroethene	0.00100	0.00500
1,2,4-Trichlorobenzene	0.00100	0.00500
1,2-Dibromo-3-chloropropane	0.00100	0.00500
1,2-Dibromoethane	0.00100	0.00500
1,2-Dichlorobenzene	0.00100	0.00500
1,2-Dichloroethane	0.00100	0.00500
1,2-Dichloropropane	0.00100	0.00500

Qualifiers:
MQL - Method Quantitation Limit as defined by TRRP
MDL - Method Detection Limit as defined by TRRP

CLIENT: Geo Strata Environmental Consultants
Work Order: 1010167
Project: Hillcrest CEI

MQL SUMMARY REPORT

1,3-Dichlorobenzene	0.00100	0.00500
1,4-Dichlorobenzene	0.00100	0.00500
2-Butanone	0.00500	0.0150
2-Hexanone	0.00500	0.0150
4-Methyl-2-pentanone	0.00500	0.0150
Acetone	0.0150	0.0500
Benzene	0.00100	0.00500
Bromodichloromethane	0.00100	0.00500
Bromoform	0.00100	0.00500
Bromomethane	0.00100	0.00500
Carbon disulfide	0.00100	0.00500
Carbon tetrachloride	0.00100	0.00500
Chlorobenzene	0.00100	0.00500
Chloroethane	0.00100	0.00500
Chloroform	0.00100	0.00500
Chloromethane	0.00100	0.00500
cis-1,2-Dichloroethene	0.00100	0.00500
cis-1,3-Dichloropropene	0.00100	0.00500
Cyclohexane	0.00500	0.0150
Dibromochloromethane	0.00100	0.00500
Dichlorodifluoromethane	0.00100	0.00500
Ethylbenzene	0.00100	0.00500
Isopropylbenzene	0.00100	0.00500
m,p-Xylene	0.00100	0.00500
Methyl Acetate	0.00500	0.0150
Methyl tert-butyl ether	0.00100	0.00500
Methylcyclohexane	0.00500	0.0150
Methylene chloride	0.00500	0.00500
o-Xylene	0.00100	0.00500
Styrene	0.00100	0.00500
Tetrachloroethene	0.00100	0.00500
Toluene	0.00100	0.00500
trans-1,2-Dichloroethene	0.00100	0.00500
trans-1,3-Dichloropropene	0.00100	0.00500
Trichloroethene	0.00100	0.00500
Trichlorofluoromethane	0.00500	0.0150
Vinyl chloride	0.00100	0.00500

TestNo: SW7471A Analyte	MDL mg/Kg	MQL mg/Kg
Mercury	0.0160	0.0400

TestNo: SW8270C Analyte	MDL mg/Kg	MQL mg/Kg
Acenaphthene	0.0200	0.0500
Acenaphthylene	0.0100	0.0500
Anthracene	0.0100	0.0500
Benzo[a]anthracene	0.0200	0.0500
Benzo[a]pyrene	0.0300	0.0500
Benzo[b]fluoranthene	0.0200	0.0500
Benzo[g,h,i]perylene	0.0200	0.0500
Benzo[k]fluoranthene	0.0300	0.0500
Chrysene	0.0200	0.0500
Dibenz[a,h]anthracene	0.0200	0.0500
Fluoranthene	0.0100	0.0500
Fluorene	0.0100	0.0500
Indeno[1,2,3-cd]pyrene	0.0100	0.0500
Naphthalene	0.0100	0.0500
Phenanthrene	0.0100	0.0500
Pyrene	0.0200	0.0500

TestNo: SW8270C Analyte	MDL mg/L	MQL mg/L
Acenaphthene	0.0000250	0.0000500
Acenaphthylene	0.0000250	0.0000500
Anthracene	0.0000250	0.0000500
Benzo[a]anthracene	0.0000250	0.0000500
Benzo[a]pyrene	0.0000250	0.0000500
Benzo[b]fluoranthene	0.0000250	0.0000500
Benzo[g,h,i]perylene	0.0000250	0.0000500
Benzo[k]fluoranthene	0.0000250	0.0000500
Chrysene	0.0000250	0.0000500
Dibenz[a,h]anthracene	0.00000500	0.0000100
Fluoranthene	0.0000250	0.0000500
Fluorene	0.0000250	0.0000500
Indeno[1,2,3-cd]pyrene	0.0000250	0.0000500
Naphthalene	0.0000250	0.0000500
Phenanthrene	0.0000250	0.0000500
Pyrene	0.0000250	0.0000500

Qualifiers:
MQL - Method Quantitation Limit as defined by TRRP
MDL - Method Detection Limit as defined by TRRP

November 02, 2010

Suzanne Green
Geo Strata Environmental Consultants
4718 College Park
San Antonio, TX 78249

Order No: 1010173

TEL: (210) 492-2558
FAX: (210) 492-8935

RE: Hillcrest CEI

Dear Suzanne Green:

DHL Analytical received 29 sample(s) on 10/23/2010 for the analyses presented in the following report.

There were no problems with the analyses and all data met requirements of NELAC except where noted in the Case Narrative. All non-NELAC methods will be identified accordingly in the case narrative and all estimated uncertainties of test results are within method or EPA specifications.

If you have any questions regarding these tests results, please feel free to call. Thank you for using DHL Analytical.

Sincerely,

John DuPont
General Manager

This report was performed under the accreditation of the State of Texas Laboratory Certification Number: T104704211-10-3

Table of Contents

Miscellaneous Documents 3

Case Narrative 23

Sample Summary 24

Prep Dates Report 25

Analytical Dates Report 29

Sample Results 33

Analytical QC Summary Report 91

MQL Summary Report 129

DHL ANALYTICAL

2300 Double Creek Dr. ■ Round Rock, TX 78664
Phone (512) 388-8222 ■ FAX (512) 388-8229
Web: www.dhlanalytical.com
E-Mail: login@dhlanalytical.com

COC# 1986

№ 46682

CHAIN-OF-CUSTODY

CLIENT: GeoStrata
ADDRESS: 4718 College Park, SA Tx 78249
PHONE: 210 492 7282 FAX/E-MAIL: 210 492 8935
DATA REPORTED TO: Cheri Krig
ADDITIONAL REPORT COPIES TO:

DATE: October 22 2010 PAGE 1 OF 1
PO #: 354760 P DHL WORK ORDER #: 1010173
PROJECT LOCATION OR NAME:
CLENT PROJECT #: COLLECTOR:

Authorize 5% surcharge for TRRP Report? ☐ Yes ☐ No

S=SOIL W=WATER A=AIR L=LIQUID P=PAINT SL=SLUDGE O=OTHER SO=SOLID

PRESERVATION: HCl, HNO_3, H_2SO_4 ☐ NaOH ☐, ICE, UNPRESERVED

ANALYSES: BTEX ☐ MTBE ☐ (METHOD 8021) TPH (1005) ☐ TPH 1006 ☐ HOLD 1006 ☐ GRO (METHOD 8015) ☐ DRO (METHOD 8105) ☐ VOC 8260 ☐ VOC 624 ☐ VOC 8260/5035 ☐ SVOC 8270 ☐ (PAH 8270) ☐ HOLD PAH ☐ SVOC 625 ☐ 8081 PEST ☐ 608 PEST/PCB ☐ 8270 PEST ☐ 8270 PCB ☐ 8270 O-P PEST ☐ 8082 PCB ☐ 8270 EXPL ☐ PERCHLORATE ☐ 8321 HERB ☐ 8330 EXPL ☐ METALS 200.8 ☐ DISS METALS ☐ METALS 6020 ☐ METALS 200.8 ☐ ☐ RCRA ☐ TX11 ☐ PH ☐ HEX CHROM ☐ ALKALINITY ☐ CHLORIDE ☐ ANIONS ☐ TCLP-SVOC ☐ VOC ☐ PEST ☐ HERB ☐ TCLP-METALS ☐ RCRA 8 ☐ TX-11 ☐ Pb ☐ RCI ☐ TOX ☐ FLASHPOINT ☐ TDS ☐ TSS ☐ % MOISTURE ☐ CYANIDE ☐ Low 0-500 Med 500-5,000 High 5,000-PSH

Field Sample I.D.	DHL Lab #	Date	Time	Matrix	Container Type	# of Containers	HCl	HNO_3	H_2SO_4 ☐ NaOH ☐	ICE	UNPRESERVED	BTEX	TPH (1005)	GRO (METHOD 8015)	VOC 8260	SVOC 8270	8081 PEST	8270 O-P PEST	8321 HERB	METALS 6020	RCRA	PH	CHLORIDE	TCLP-SVOC	TCLP-METALS	RCI	TDS	Low	Med	High	FIELD NOTES
Trip Blank	01	10.22.10		W	Glass	2	X			X				X																	
SOSB 32 01	02		0834	S	Various	8				X		X		X	X												X				
SOSB 5 01	03		0925	S	Various	8				X		X		X	X													X			
SOSB 5 02	04		0930	S	Various	8				X		X		X	X													X			
SOSB 36 01	05		1120	S	Various	8				X		X		X	X												X				
GW FB 5	06		1230	W	Various	3				X				X													X				
SOSB 37 01	07		1345	S	Various	8				X		X		X	X												X				
SOSB 40 01	08		1440	S	Various	8				X		X		X	X												X				
SOSB 38 01	09		1661	S	Various	8				X		X		X	X												X				
SOSB 39 01	10		1658	S	Various	8				X		X		X	X												X				
~~SOSB~~	~~11~~		~~0920~~	~~S~~	~~Various~~	~~8~~																									
SOFD-6	1211		0920 1340	S	Various	8				X		X		X	X												X				
SOFD-7	1312		1340	S	Various	8				X		X		X	X												X				
~~Auger Cuttings~~	~~1413~~		~~1830~~	~~S~~	~~Various~~	~~2~~				X		X		X													X				Per Carrie 10/25/10
TOTAL																															

RELINQUISHED BY: (Signature)	DATE/TIME	RECEIVED BY: (Signature)
[signature]	10/22/10 1900	[signature]
[signature]	10/23/10 1218	[signature]

☐ DHL DISPOSAL @ $5.00 each ☐ Return

TURN AROUND TIME
RUSH ☐ CALL FIRST
1 DAY ☐ CALL FIRST
2 DAY ☐
NORMAL ☐
OTHER ☐ _____

LABORATORY USE ONLY:
RECEIVING TEMP: 4.2, 3.7, 1.1, 2.4 THERM #: 59
CUSTODY SEALS: ☐ BROKEN ☐ INTACT ☐ NOT USED
☐ CARRIER BILL #:
☐ APC DELIVERY
☐ HAND DELIVERED

DHL ANALYTICAL
2300 Double Creek Dr. ■ Round Rock, TX 78664
Phone (512) 388-8222 ■ FAX (512) 388-8229
Web: www.dhlanalytical.com
E-Mail: login@dhlanalytical.com

COC: 1987

№ 46699

CHAIN-OF-CUSTODY

CLIENT: GEOSTRATA ENVIRONMENTAL INC.
ADDRESS: 4718 College PARK SAN ANTONIO, TX 78249
PHONE: (210) 492-7282 FAX/E-MAIL: (210) 492-8935
DATA REPORTED TO: CHERI KRIEG
ADDITIONAL REPORT COPIES TO:

DATE: 10/22/2010 PAGE 1 OF 1
PO #: 354760P DHL WORK ORDER #: 101073
PROJECT LOCATION OR NAME: HCE1
CLENT PROJECT #: 760.SL.11 COLLECTOR: PV Schram

Authorize 5% surcharge for TRRP Report? ☑ Yes ☐ No

S=SOIL P=PAINT W=WATER SL=SLUDGE A=AIR O=OTHER L=LIQUID SO=SOLID

PRESERVATION: HCl, HNO_3, H_2SO_4 ☐ NaOH ☐, ICE, UNPRESERVED

ANALYSES: BTEX ☐ MTBE ☐ [METHOD 8021] / TPH 1005 ☐ TPH 1006 ☐ HOLD 1006 ☐ / GRO [METHOD 8015] ☐ DRO [METHOD 8105] ☐ / VOC 8260 ☐ VOC 624 ☐ VOC 8260/5035 ☐ / SVOC 8270 ☐ PAH 8270 ☐ HOLD PAH ☐ SVOC 625 ☐ / 8081 PEST ☐ 608 PEST/PCB ☐ 8270 PEST ☐ / 8270 O-P PEST ☐ 8082 PCB ☐ 8270 PCB ☐ / 8321 HERB ☐ 8330 EXPL ☐ PERCHLORATE ☐ / METALS 6020 ☐ METALS 200.8 ☐ DISS. METALS ☐ / RCRA ☐ TX11 ☐ / PH ☐ HEX CHROM ☐ ALKALINITY ☐ / CHLORIDE ☐ ANIONS / TCLP-SVOC ☐ VOC ☐ PEST ☐ HERB ☐ / TCLP-METALS ☐ RCRA 8 ☐ TX-11 ☐ Pb ☐ / RCI ☐ TOX ☐ FLASHPOINT ☐ / TDS ☐ TSS ☐ % MOISTURE ☐ CYANIDE ☐ / Low MEDIUM HIGH

Field Sample I.D.	DHL Lab #	Date	Time	Matrix	Container Type	# of Containers	HCl	HNO_3	H_2SO_4 / NaOH	ICE	UNPRESERVED	BTEX	TPH 1005	GRO	VOC 8260	SVOC 8270	8081 PEST	8270 O-P PEST	8321 HERB	METALS 6020	RCRA	PH	CHLORIDE	TCLP-SVOC	TCLP-METALS	RCI	TDS	Low	MEDIUM	HIGH	FIELD NOTES
GW-TB	~~15~~ 14	10/22/10	—	W	40ml VOA	2	✓			✓					✓																
505B2101	15 ~~16~~	10/22/10	821	S	VARIOUS	8				✓			✓		✓	✓											✓				
505B401	16 ~~17~~	10/22/10	954	S	VARIOUS	8				✓			✓		✓	✓											✓				
505B2301	17 ~~18~~	10/22/10	1128	S	VARIOUS	8				✓			✓		✓	✓											✓				
505B2501	18 ~~19~~	10/22/10	1308	S	VARIOUS	8				✓			✓		✓	✓											✓				
505B2701	19 ~~20~~	10/22/10	1435	S	VARIOUS	8				✓			✓		✓	✓											✓				
505B2901	20 ~~21~~	10/22/10	1538	S	VARIOUS	8				✓			✓		✓	✓											✓				
505B2801	21 ~~22~~	10/22/10	1631	S	VARIOUS	8				✓			✓		✓	✓											✓				
TOTAL																															

RELINQUISHED BY: (Signature)	DATE/TIME	RECEIVED BY: (Signature)
[signature]	10/22/10 1955	[signature]
[signature]	10/23/10 1218	[signature]

☐ DHL DISPOSAL @ $5.00 each ☐ Return

TURN AROUND TIME
RUSH ☐ CALL FIRST
1 DAY ☐ CALL FIRST
2 DAY ☐
NORMAL ☐
OTHER ☐ _____

LABORATORY USE ONLY:
RECEIVING TEMP: 2.37, 2.4 THERM #: 57
CUSTODY SEALS: ☐ BROKEN ☑ INTACT ☐ NOT USED
☐ CARRIER BILL #: _____
☐ APC DELIVERY
☑ HAND DELIVERED

DHL ANALYTICAL
2300 Double Creek Dr. ■ Round Rock, TX 78664
Phone (512) 388-8222 ■ FAX (512) 388-8229
Web: www.dhlanalytical.com
E-Mail: login@dhlanalytical.com

COC # 1988

№ 46692

CHAIN-OF-CUSTODY

CLIENT: GEO STRATA
ADDRESS: 4718 College Park
PHONE: 210-492-7282 FAX/E-MAIL: 210-492-8938
DATA REPORTED TO: CHERI KRIEG
ADDITIONAL REPORT COPIES TO:

DATE: OCT 22, 2010 PAGE 1 OF 1
PO #: 354760P DHL WORK ORDER #: 1010173
PROJECT LOCATION OR NAME: HCEI
CLENT PROJECT #: 760-SLH COLLECTOR: R. Arredondo

Authorize 5% surcharge for TRRP Report? ☐ Yes ☐ No

S=SOIL P=PAINT W=WATER SL=SLUDGE A=AIR O=OTHER L=LIQUID SO=SOLID

PRESERVATION: HCl, HNO_3, H_2SO_4 ☐ NaOH ☐, ICE, UNPRESERVED

ANALYSES: BTEX ☐ MTBE ☐ [METHOD 8021] ☐; TPH 1005 ☐ TPH 1006 ☐ HOLD 1006 ☐; GRO [METHOD 8015] ☐ DRO [METHOD 8105] ☐; VOC 8260 ☐ VOC 624 ☐ VOC 8260/5035 ☐; SVOC 8270 ☐ PAH 8270 ☐ HOLD PAH ☐ SVOC 625 ☐; 8081 PEST ☐ 608 PEST/PCB ☐ 8082 PCB ☐ 8270 PEST ☐ 8270 PCB ☐; 8270 O-P PEST ☐ 8321 HERB ☐ 8330 EXPL ☐ PERCHLORATE ☐; METALS 6020 ☐ METALS 200.8 ☐ DISS. METALS ☐ ___ ☐; RCRA ☐ TX11 ☐ ___; PH ☐ HEX CHROM ☐ ALKALINITY ☐ ___; CHLORIDE ☐ ANIONS ___ ☐; TCLP-SVOC ☐ VOC ☐ PEST ☐ HERB ☐; TCLP-METALS ☐ RCRA 8 ☐ TX-11 ☐ Pb ☐; RCI ☐ TOX ☐ FLASHPOINT ☐; TDS ☐ TSS ☐ % MOISTURE ☐ CYANIDE ☐; MS/MSD LOW MEDIUM

	Field Sample I.D.	DHL Lab #	Date	Time	Matrix	Container Type	# of Containers	HCl	HNO_3	H_2SO_4 / NaOH	ICE	UNPRESERVED	BTEX	TPH 1005	GRO	VOC 8260	SVOC 8270	8081 PEST	8270 O-P PEST	8321 HERB	METALS 6020	RCRA	PH	CHLORIDE	TCLP-SVOC	TCLP-METALS	RCI	TDS	MS/MSD LOW	MS/MSD MEDIUM	FIELD NOTES
22	TRIP BLANK	23	10/22/10		W	40ml Sooml	2	✓			✓				✓		✓														
23	GW-01	24	10/22/10	1015	W	40ml Sooml	8	✓			✓			✓	✓		✓												✓		
24	GW-04	25	10/22/10	1510	W		8	✓			✓			✓	✓		✓												✓		
25	GW-05	26	10/22/10	1210	W		24	✓			✓			✓	✓		✓											✓	✓		
26	GW-07	27	10/22/10	1635	W		8	✓			✓			✓	✓		✓												✓		
27	GW-08	28	10/22/10	1805	W		8	✓			✓			✓	✓		✓													✓	
28	GW-Dup-1	29	10/22/10	1345	W		8	✓			✓			✓	✓		✓												✓		
29	GW-EB-1	30	10/22/10	1910	W		8	✓			✓			✓	✓		✓												✓		
30	~~PURGE WATER~~	31	10/22/10	1940	W		8	✓			✓			✓	✓		✓												✓		Per Carrie OB 10/25/10
31	Trip Blank		10/22/10		W		2								✓																Per Carrie 10/25/10
	TOTAL																														

RELINQUISHED BY: (Signature) Rudy Arredondo DATE/TIME 10/22/10 1218 RECEIVED BY: (Signature)
RELINQUISHED BY: (Signature) DATE/TIME RECEIVED BY: (Signature)
RELINQUISHED BY: (Signature) DATE/TIME RECEIVED BY: (Signature)

☐ DHL DISPOSAL @ $5.00 each ☐ Return

TURN AROUND TIME
RUSH ☐ CALL FIRST
1 DAY ☐ CALL FIRST
2 DAY ☐
NORMAL ☐
OTHER ☐ _____

LABORATORY USE ONLY:
RECEIVING TEMP: 1.2, 3.2, 4.2 THERM #: 57
CUSTODY SEALS: ☐ BROKEN ☐ INTACT ☐ NOT USED
☐ CARRIER BILL #: _____
☐ APC DELIVERY
☐ HAND DELIVERED

CUSTODY SEAL
DATE 10/23/10
SIGNATURE

QEC
Quality Environmental Containers
800-255-3950 • 304-255-3900

CUSTODY SEAL
DATE 10/23/10
SIGNATURE

QEC
Quality Environmental Containers
800-255-3950 • 304-255-3900

CUSTODY SEAL
DATE 10/23/10
SIGNATURE

QEC
Quality Environmental Containers
800-255-3950 • 304-255-3900

TODY SEAL
10/23/10
E

QEC
Quality Environmental Containers
800-255-3950 • 304-255-3900

DHL Analytical

Sample Receipt Checklist

Client Name Geo Strata Environmental Consultants — Date Received: 10/23/2010

Work Order Number 1010173 — Received by JB

Checklist completed by: [signature] (Signature) 10/25/10 (Date) — Reviewed by SS (Initials) 10-25-10 (Date)

Carrier name: Hand Delivered

Shipping container/cooler in good condition?	Yes ☑	No ☐	Not Present ☐
Custody seals intact on shippping container/cooler?	Yes ☑	No ☐	Not Present ☐
Custody seals intact on sample bottles?	Yes ☑	No ☐	Not Present ☐
Chain of custody present?	Yes ☑	No ☐	
Chain of custody signed when relinquished and received?	Yes ☑	No ☐	
Chain of custody agrees with sample labels?	Yes ☑	No ☐	
Samples in proper container/bottle?	Yes ☑	No ☐	
Sample containers intact?	Yes ☑	No ☐	
Sufficient sample volume for indicated test?	Yes ☑	No ☐	
All samples received within holding time?	Yes ☑	No ☐	
Container/Temp Blank temperature in compliance?	Yes ☑	No ☐	4.2 °C, 3.7, 2.4, 1.0
Water - VOA vials have zero headspace?	Yes ☑	No ☐	No VOA vials submitted ☐
Water - pH acceptable upon receipt?	Yes ☐	No ☐	Not Applicable ☑

Adjusted? _____ Checked by _____

Any No response must be detailed in the comments section below.

Client contacted GeoStrata Date contacted: 10/25/10 Person contacted Carrie

Contacted by: [signature] Regarding: Fourth set of Trip Blanks

Comments: Per Carrie, add trip blank to COC and analyze for 8260.

Corrective Action Added trip blank to COC and logged in for requested analysis.

Page 1 of 1

Laboratory Data Package Signature Page – RG-366/TRRP-13
Revised May 2010

This data package consists of:

This signature page, the laboratory review checklist, and the following reportable data:

- R1 Field chain-of-custody documentation;
- R2 Sample identification cross-reference;
- R3 Test reports (analytical data sheets) for each environmental sample that includes:
  - a) Items consistent with NELAC Chapter 5,
  - b) dilution factors,
  - c) preparation methods,
  - d) cleanup methods, and
  - e) if required for the project, tentatively identified compounds (TICs).
- R4 Surrogate recovery data including:
  - a) Calculated recovery (%R), and
  - b) The laboratory's surrogate QC limits.
- R5 Test reports/summary forms for blank samples;
- R6 Test reports/summary forms for laboratory control samples (LCSs) including:
  - a) LCS spiking amounts,
  - b) Calculated %R for each analyte, and
  - c) The laboratory's LCS QC limits.
- R7 Test reports for project matrix spike/matrix spike duplicates (MS/MSDs) including:
  - a) Samples associated with the MS/MSD clearly identified,
  - b) MS/MSD spiking amounts,
  - c) Concentration of each MS/MSD analyte measured in the parent and spiked samples,
  - d) Calculated %Rs and relative percent differences (RPDs), and
  - e) The laboratory's MS/MSD QC limits
- R8 Laboratory analytical duplicate (if applicable) recovery and precision:
  - a) The amount of analyte measured in the duplicate,
  - b) The calculated RPD, and
  - c) The laboratory's QC limits for analytical duplicates.
- R9 List of method quantitation limits (MQLs) and detectability check sample results (DCS results can be found with the Miscellaneous Documents) for each analyte for each method and matrix;
- R10 Other problems or anomalies.

The Exception Report for every "No" or "Not Reviewed (NR)" item in Laboratory Review checklist and for each analyte, matrix, and method for which the laboratory does not hold NELAC accreditation under the Texas Laboratory Accreditation Program.

Release Statement: I am responsible for the release of this laboratory data package. This laboratory is NELAC accredited under the Texas Laboratory Accreditation Program for all the methods, analytes, and matrices reported in this data package except as noted in the Exception Reports. The data have been reviewed and are technically compliant with the requirements of the methods used, except where noted by the laboratory in the Exception Reports. By my signature below, I affirm to the best of my knowledge that all problems/anomalies observed by the laboratory have been identified in the Laboratory Review Checklist, and no information or data affecting the quality of the data has been knowingly withheld.

This laboratory was last inspected by TCEQ on April 6-8, 2009. Any findings affecting the data in this laboratory data package are noted in the Exception Reports herein. The official signing the cover page of the report in which these data are used is responsible for releasing this data package and is by signature affirming the above release statement is true.

John DuPont – General Manager
Scott Schroeder – Technical Director

Signature

11/02/10
Date

DHL Analytical, Inc.

Laboratory Review Checklist: Reportable Data

Project Name: Hillcrest CEI	Date: 11/2/2010
Reviewer Name: Angie O'Donnell	Laboratory Work Order: 1010173
Prep Batch Number(s): See Prep Dates Report	Run Batch: See Analytical Dates Report

#[1]	A[2]	Description	Yes	No	NA[3]	NR[4]	ER#[5]
		Chain-of-Custody (C-O-C)					
R1	OI	1) Did samples meet the laboratory's standard conditions of sample acceptability upon receipt?	X				R1-01
		2) Were all departures from standard conditions described in an exception report?			X		
R2	OI	**Sample and Quality Control (QC) Identification**					
		1) Are all field sample ID numbers cross-referenced to the laboratory ID numbers?	X				
		2) Are all laboratory ID numbers cross-referenced to the corresponding QC data?	X				
R3	OI	**Test Reports**					
		1) Were all samples prepared and analyzed within holding times?	X				
		2) Other than those results < MQL, were all other raw values bracketed by calibration standards?	X				
		3) Were calculations checked by a peer or supervisor?	X				
		4) Were all analyte identifications checked by a peer or supervisor?	X				
		5) Were sample detection limits reported for all analytes not detected?	X				
		6) Were all results for soil and sediment samples reported on a dry weight basis?	X				
		7) Were % moisture (or solids) reported for all soil and sediment samples?	X				
		8) Were bulk soils/solids samples for volatile analysis extracted with methanol per EPA Method 5035?	X				
		9) If required for the project, TICs reported?			X		
R4	O	**Surrogate Recovery Data**					
		1) Were surrogates added prior to extraction?	X				
		2) Were surrogate percent recoveries in all samples within the laboratory QC limits?		X			R4-02
R5	OI	**Test Reports/Summary Forms for Blank Samples**					
		1) Were appropriate type(s) of blanks analyzed?	X				
		2) Were blanks analyzed at the appropriate frequency?	X				
		3) Where method blanks taken through the entire analytical process, including preparation and, if applicable, cleanup procedures?	X				
		4) Were blank concentrations < MQL?	X				
R6	OI	**Laboratory Control Samples (LCS):**					
		1) Were all COCs included in the LCS?	X				
		2) Was each LCS taken through the entire analytical procedure, including prep and cleanup steps?	X				
		3) Were LCSs analyzed at the required frequency?	X				
		4) Were LCS (and LCSD, if applicable) %Rs within the laboratory QC limits?	X				
		5) Does the detectability data document the laboratory's capability to detect the COCs at the MDL used to calculate the SDLs?	X				
		6) Was the LCSD RPD within QC limits (if applicable)?	X				
R7	OI	**Matrix Spike (MS) and Matrix Spike Duplicate (MSD) Data**					
		1) Were the project/method specified analytes included in the MS and MSD?	X				R7-01
		2) Were MS/MSD analyzed at the appropriate frequency?	X				
		3) Were MS (and MSD, if applicable) %Rs within the laboratory QC limits?		X			R7-03
		4) Were MS/MSD RPDs within laboratory QC limits?	X				
R8	OI	**Analytical Duplicate Data**					
		1) Were appropriate analytical duplicates analyzed for each matrix?	X				
		2) Were analytical duplicates analyzed at the appropriate frequency?	X				
		3) Were RPDs or relative standard deviations within the laboratory QC limits?	X				
R9	OI	**Method Quantitation Limits (MQLs):**					
		1) Are the MQLs for each method analyte included in the laboratory data package?	X				
		2) Do the MQLs correspond to the concentration of the lowest non-zero calibration standard?	X				
		3) Are unadjusted MQLs and DCSs included in the laboratory data package?	X				
R10	OI	**Other Problems/Anomalies**					
		1) Are all known problems/anomalies/special conditions noted in this LRC and ER?	X				R10-01
		2) Was applicable and available technology used to lower the SDL to minimize the matrix interference affects on the sample results?	X				
		3) Is the laboratory NELAC-accredited under the Texas Laboratory Accreditation Program for the analytes, matrices and methods associated with this laboratory data package?	X				

1 Items identified by the letter "R" should be included in the laboratory data package submitted to the TCEQ in the TRRP-required report(s). Items identified by the letter "S" should be retained and made available upon request for the appropriate retention period.
2 O = organic analyses; I = inorganic analyses (and general chemistry, when applicable).
3 NA = Not applicable.
4 NR = Not Reviewed.
5 ER# = Exception Report identification number (an Exception Report should be completed for an item if "NR" or "No" is checked).

DHL Analytical, Inc.

Laboratory Review Checklist (continued): Supporting Data

Project Name: Hillcrest CEI	Date: 11/2/2010
Reviewer Name: Angie O'Donnell	Laboratory Work Order: 1010173

#[1]	A[2]	Description	Yes	No	NA[3]	NR[4]	ER#[5]
S1	OI	**Initial Calibration (ICAL)**					
		1) Were response factors and/or relative response factors for each analyte within QC limits?	X				
		2) Were percent RSDs or correlation coefficient criteria met?	X				
		3) Was the number of standards recommended in the method used for all analytes?	X				
		4) Were all points generated between the lowest and highest standard used to calculate the curve?	X				
		5) Are ICAL data available for all instruments used?	X				
		6) Has the initial calibration curve been verified using an appropriate second source standard?	X				
S2	OI	**Initial and Continuing calibration Verification (ICCV and CCV) and Continuing Calibration blank (CCB):**					
		1) Was the CCV analyzed at the method-required frequency?	X				
		2) Were percent differences for each analyte within the method-required QC limits?	X				
		3) Was the ICAL curve verified for each analyte?	X				
		4) Was the absolute value of the analyte concentration in the inorganic CCB < MDL?	X				
S3	O	**Mass Spectral Tuning:**					
		1) Was the appropriate compound for the method used for tuning?	X				
		2) Were ion abundance data within the method-required QC limits?	X				
S4	O	**Internal Standards (IS):**					
		1) Were IS area counts and retention times within the method-required QC limits?	X				
S5	OI	**Raw Data (NELAC Section 5.5.10)**					
		1) Were the raw data (for example, chromatograms, spectral data) reviewed by an analyst?	X				
		2) Were data associated with manual integrations flagged on the raw data?	X				
S6	O	**Dual Column Confirmation**					
		1) Did dual column confirmation results meet the method-required QC?			X		
S7	O	**Tentatively Identified Compounds (TICs):**					
		1) If TICs were requested, were the mass spectra and TIC data subject to appropriate checks?			X		
S8	I	**Interference Check Sample (ICS) Results:**					
		1) Were percent recoveries within method QC limits?			X		
S9	I	**Serial Dilutions, Post Digestion Spikes, and Method of Standard Additions**					
		1) Were percent differences, recoveries, and the linearity within the QC limits specified in the method?			X		
	OI	**Method Detection Limit (MDL) Studies**					
		1) Was a MDL study performed for each reported analyte?	X				
		2) Is the MDL either adjusted or supported by the analysis of DCSs?	X				
S11	OI	**Proficiency Test Reports:**					
		1) Was the lab's performance acceptable on the applicable proficiency tests or evaluation studies?	X				
S12	OI	**Standards Documentation**					
		1) Are all standards used in the analyses NIST-traceable or obtained from other appropriate sources?	X				
S13	OI	**Compound/Analyte Identification Procedures**					
		1) Are the procedures for compound/analyte identification documented?	X				
S14	OI	**Demonstration of Analyst Competency (DOC)**					
		1) Was DOC conducted consistent with NELAC Chapter 5 – Appendix C?	X				
		2) Is documentation of the analyst's competency up-to-date and on file?	X				
S15	OI	**Verification/Validation Documentation for Methods** (NELAC Chapter 5)					
		1) Are all the methods used to generate the data documented, verified, and validated, where applicable?	X				
S16	OI	**Laboratory Standard Operating Procedures (SOPs):**					
		1) Are laboratory SOPs current and on file for each method performed?	X				

1 Items identified by the letter "R" should be included in the laboratory data package submitted to the TCEQ in the TRRP-required report(s). Items identified by the letter "S" should be retained and made available upon request for the appropriate retention period.
2 O = organic analyses; I = inorganic analyses (and general chemistry, when applicable).
3 NA = Not applicable.
4 NR = Not Reviewed.
5 ER# = Exception Report identification number (an Exception Report should be completed for an item if "NR" or "No" is checked).

DCS REPORTING

RunID:	GC12_101022B	Prep Date:	10/21/2010
SampID:	DCS-43528	Anaysis Date:	10/22/2010
TestNo:	TX1005	Units:	mg/Kg
BatchID:	43528		

Analyte	Result	RL	SPK Val	%REC	Low Limit	High Limit	Flag
T/R Hydrocarbons: C6-C35	7.57	20	10	75.7	50	200	

DCS REPORTING

RunID:	GC12_101014A	Prep Date:	10/14/2010
SampID:	DCS-43428	Anaysis Date:	10/14/2010
TestNo:	TX1005	Units:	mg/L
BatchID:	43428		

Analyte	Result	RL	SPK Val	%REC	Low Limit	High Limit	Flag
T/R Hydrocarbons: C6-C35	0.789	2	1	78.9	20	500	

DCS REPORTING

RunID:	GCMS1_100903A	Prep Date:	9/3/2010
SampID:	DCS-42896	Anaysis Date:	9/4/2010
TestNo:	SW8260B	Units:	µg/Kg
BatchID:	42896		

Analyte	Result	RL	SPK Val	%REC	Low Limit	High Limit	Flag
1,1,1,2-Tetrachloroethane	1.85	5	2.32	79.7	50	150	
1,1,1-Trichloroethane	2.15	5	2.32	92.7	60	140	
1,1,2,2-Tetrachloroethane	2.30	5	2.32	99.1	50	150	
1,1,2-Trichloroethane	1.99	5	2.32	85.8	40	160	
1,1,2-Trichlorotrifluoroethane	2.07	15	2.32	89.2	40	160	
1,1-Dichloroethane	2.18	5	2.32	94.0	50	150	
1,1-Dichloroethene	1.83	5	2.32	78.9	50	150	
1,1-Dichloropropene	2.01	5	2.32	86.6	30	170	
1,2,3-Trichlorobenzene	1.45	5	2.32	62.5	20	180	
1,2,3-Trichloropropane	1.82	5	2.32	78.4	20	180	
1,2,4-Trichlorobenzene	1.65	5	2.32	71.1	20	180	
1,2,4-Trimethylbenzene	1.83	5	2.32	78.9	20	180	
1,2-Dibromo-3-chloropropane	1.70	5	2.32	73.3	20	180	
1,2-Dibromoethane	1.82	5	2.32	78.4	40	160	
1,2-Dichlorobenzene	1.95	5	2.32	84.1	50	150	
1,2-Dichloroethane	2.28	5	2.32	98.3	50	150	
1,2-Dichloropropane	2.04	5	2.32	87.9	40	160	
1,3,5-Trimethylbenzene	1.93	5	2.32	83.2	20	180	
1,3-Dichlorobenzene	1.96	5	2.32	84.5	50	150	
1,3-Dichloropropane	1.94	5	2.32	83.6	50	150	
1,4-Dichloro-2-butene	1.33	5	2.32	57.3	20	180	
1,4-Dichlorobenzene	1.99	5	2.32	85.8	50	150	
1-Chlorohexane	3.15	5	2.32	136	20	180	
2,2-Dichloropropane	1.65	5	2.32	71.1	40	160	
2-Chloroethylvinylether	1.69	15	2.32	72.8	20	180	
2-Chlorotoluene	1.99	5	2.32	85.8	50	150	
4-Chlorotoluene	1.96	5	2.32	84.5	20	180	
Acetone	12.8	50	11.6	110	20	200	
Acrolein	4.54	50	5.8	78.3	20	200	
Acrylonitrile	3.71	10	4.64	80.0	30	170	
Benzene	2.20	5	2.32	94.8	50	150	
Bromobenzene	2.05	5	2.32	88.4	50	150	
Bromochloromethane	2.01	5	2.32	86.6	30	170	
Bromodichloromethane	1.99	5	2.32	85.8	50	150	
Bromoform	1.70	5	2.32	73.3	30	120	
Bromomethane	1.73	5	2.32	74.6	20	200	
Carbon disulfide	2.46	5	2.32	106	20	200	
Carbon tetrachloride	2.18	5	2.32	94.0	50	150	
Chlorobenzene	2.05	5	2.32	88.4	50	150	
Chloroethane	0.720	5	2.32	31.0	20	180	
Chloroform	2.20	5	2.32	94.8	50	150	
Chloromethane	2.24	5	2.32	96.6	40	180	
cis-1,2-Dichloroethene	2.07	5	2.32	89.2	50	150	

DCS REPORTING

RunID:	GCMS1_100903A	Prep Date:	9/3/2010
SamplID:	DCS-42896	Anaysis Date:	9/4/2010
TestNo:	SW8260B	Units:	µg/Kg
BatchID:	42896		

Analyte	Result	RL	SPK Val	%REC	Low Limit	High Limit	Flag
cis-1,3-Dichloropropene	1.78	5	2.32	76.7	40	160	
Cyclohexane	2.20	15	2.32	94.8	20	180	
Dibromochloromethane	1.85	5	2.32	79.7	40	160	
Dibromomethane	2.12	5	2.32	91.4	50	150	
Dichlorodifluoromethane	2.12	5	2.32	91.4	50	150	
Ethylbenzene	1.92	5	2.32	82.8	60	140	
Hexachlorobutadiene	1.43	5	2.32	61.6	20	200	
Iodomethane	2.00	5	2.32	86.2	20	200	
Isopropylbenzene	1.85	5	2.32	79.7	30	170	
m,p-Xylene	3.79	5	4.64	81.7	40	160	
Methyl Acetate	2.89	15	2.32	125	30	180	
Methyl tert-butyl ether	2.10	5	2.32	90.5	50	150	
Methylcyclohexane	2.01	15	2.32	86.6	20	200	
Methylene chloride	2.69	5	2.32	116	20	200	
n-Butylbenzene	1.70	5	2.32	73.3	20	180	
n-Propylbenzene	2.08	5	2.32	89.7	40	160	
Naphthalene	1.96	15	2.32	84.5	20	200	
o-Xylene	1.79	5	2.32	77.2	30	170	
p-Isopropyltoluene	1.63	5	2.32	70.3	20	180	
sec-Butylbenzene	1.77	5	2.32	76.3	30	170	
Styrene	2.89	5	2.32	125	20	200	
tert-Butylbenzene	1.80	5	2.32	77.6	20	180	
Tetrachloroethene	1.87	5	2.32	80.6	50	150	
Toluene	2.11	5	2.32	90.9	40	160	
Total Xylenes	5.58	5	6.96	80.2	30	170	
trans-1,2-Dichloroethene	2.05	5	2.32	88.4	50	150	
trans-1,3-Dichloropropene	1.70	5	2.32	73.3	40	160	
Trichloroethene	1.97	5	2.32	84.9	50	150	
Trichlorofluoromethane	2.17	15	2.32	93.5	50	150	
Vinyl acetate	4.96	15	5.8	85.5	20	200	
Vinyl chloride	1.92	5	2.32	82.8	50	150	

DCS REPORTING

RunID:	GCMS1_100903A	Prep Date:	
SampID:	DCS2-42896	Anaysis Date:	9/7/2010
TestNo:	SW8260B	Units:	µg/Kg
BatchID:	R51236		

Analyte	Result	RL	SPK Val	%REC	Low Limit	High Limit	Flag
2-Butanone	3.02	15	2.32	130	40	160	
2-Hexanone	2.10	15	2.32	90.5	20	180	
4-Methyl-2-pentanone	2.16	15	2.32	93.1	50	150	

DCS REPORTING

RunID:	GCMS6_100917A	Prep Date:	9/16/2010
SampID:	DCS2-43025-PAH	Anaysis Date:	9/17/2010
TestNo:	SW8270C	Units:	µg/L
BatchID:	43025		

Analyte	Result	RL	SPK Val	%REC	Low Limit	High Limit	Flag
1-Methylnaphthalene	0.0159	0.05	0.02	79.6	10	250	
2-Methylnaphthalene	0.0137	0.05	0.02	68.6	10	250	
Acenaphthene	0.0127	0.05	0.02	63.6	10	250	
Acenaphthylene	0.0127	0.05	0.02	63.3	10	250	
Anthracene	0.0157	0.05	0.02	78.5	10	250	
Benzo[a]anthracene	0.0170	0.05	0.02	84.8	10	250	
Benzo[a]pyrene	0.0149	0.05	0.02	74.6	10	250	
Benzo[b]fluoranthene	0.0170	0.05	0.02	85.1	10	250	
Benzo[e]pyrene	0.0236	0.05	0.02	118	10	250	
Benzo[g,h,i]perylene	0.00678	0.05	0.02	33.9	10	250	
Benzo[k]fluoranthene	0.0173	0.05	0.02	86.5	10	250	
Biphenyl	0.0165	0.05	0.02	82.3	10	250	
Chrysene	0.0151	0.05	0.02	75.3	10	250	
Dibenz[a,h]anthracene	0.0178	0.01	0.02	88.9	10	250	
Fluoranthene	0.0185	0.05	0.02	92.7	10	250	
Fluorene	0.0155	0.05	0.02	77.5	10	250	
Indeno[1,2,3-cd]pyrene	0.0159	0.05	0.02	79.5	10	250	
Naphthalene	0.0225	0.05	0.02	112	10	250	
Phenanthrene	0.0180	0.05	0.02	89.8	10	250	
Pyrene	0.0181	0.05	0.02	90.7	10	250	
Quinoline	0.0151	0.05	0.02	75.4	10	250	

DCS REPORTING

RunID:	GCMS6_101008B	Prep Date:	10/8/2010
SampID:	DCS2-43366-PAH	Anaysis Date:	10/8/2010
TestNo:	SW8270C	Units:	mg/Kg
BatchID:	43366		

Analyte	Result	RL	SPK Val	%REC	Low Limit	High Limit	Flag
1-Methylnaphthalene	0.00395	0.01	0.01	39.5	10	200	
2-Methylnaphthalene	0.00486	0.01	0.01	48.6	10	200	
Acenaphthene	0.00743	0.01	0.01	74.3	10	200	
Acenaphthylene	0.00588	0.01	0.01	58.8	10	200	
Anthracene	0.00595	0.01	0.01	59.5	10	200	
Benzo[a]anthracene	0.00886	0.01	0.01	88.6	10	200	
Benzo[a]pyrene	0.00760	0.01	0.01	76.0	10	200	
Benzo[b]fluoranthene	0.00858	0.01	0.01	85.8	10	200	
Benzo[e]pyrene	0.00696	0.01	0.01	69.6	10	200	
Benzo[g,h,i]perylene	0.00827	0.01	0.01	82.7	10	200	
Benzo[k]fluoranthene	0.00735	0.01	0.01	73.5	10	200	
Biphenyl	0.00871	0.01	0.01	87.1	10	200	
Chrysene	0.00965	0.01	0.01	96.5	10	200	
Dibenz[a,h]anthracene	0.00966	0.01	0.01	96.6	10	200	
Fluoranthene	0.00775	0.01	0.01	77.5	10	200	
Fluorene	0.00526	0.01	0.01	52.6	10	200	
Indeno[1,2,3-cd]pyrene	0.00897	0.01	0.01	89.7	10	200	
Naphthalene	0.00770	0.01	0.01	77.0	10	200	
Phenanthrene	0.00720	0.01	0.01	72.0	10	200	
Pyrene	0.00779	0.01	0.01	77.9	10	200	
Quinoline	0.00580	0.01	0.01	58.0	10	200	

DCS REPORTING

RunID:	GCMS7_100805C	Prep Date:	8/5/2010
SampID:	DCS-42362	Anaysis Date:	8/6/2010
TestNo:	SW8260B	Units:	µg/L
BatchID:	42362		

Analyte	Result	RL	SPK Val	%REC	Low Limit	High Limit	Flag
1,1,1,2-Tetrachloroethane	0.200	1	0.232	86.2	50	150	
1,1,1-Trichloroethane	0.260	1	0.232	112	60	140	
1,1,2,2-Tetrachloroethane	0.210	1	0.232	90.5	50	150	
1,1,2-Trichloroethane	0.240	1	0.232	103	40	160	
1,1-Dichloroethane	0.270	1	0.232	116	50	150	
1,1-Dichloroethene	0.250	1	0.232	108	50	150	
1,1-Dichloropropene	0.200	1	0.232	86.2	30	170	
1,2,3-Trichloropropane	0.110	1	0.232	47.4	20	180	
1,2-Dibromoethane	0.210	1	0.232	90.5	40	160	
1,2-Dichlorobenzene	0.210	1	0.232	90.5	50	150	
1,2-Dichloropropane	0.180	1	0.232	77.6	40	160	
1,3-Dichlorobenzene	0.220	1	0.232	94.8	50	150	
1,3-Dichloropropane	0.240	1	0.232	103	50	150	
1,4-Dichlorobenzene	0.240	1	0.232	103	50	150	
2,2-Dichloropropane	0.160	1	0.232	69.0	40	160	
2-Chlorotoluene	0.240	1	0.232	103	50	150	
4-Chlorotoluene	0.220	1	0.232	94.8	20	180	
Acrylonitrile	0.150	3	0.464	32.3	30	170	
Benzene	0.300	1	0.232	129	50	150	
Bromobenzene	0.230	1	0.232	99.1	50	150	
Bromochloromethane	0.140	1	0.232	60.3	30	170	
Bromodichloromethane	0.300	1	0.232	129	50	150	
Carbon tetrachloride	0.200	1	0.232	86.2	50	150	
Chlorobenzene	0.260	1	0.232	112	50	150	
Chloroform	0.280	1	0.232	121	50	150	
Chloromethane	0.220	1	0.232	94.8	40	180	
cis-1,2-Dichloroethene	0.240	1	0.232	103	50	150	
cis-1,3-Dichloropropene	0.200	1	0.232	86.2	40	160	
Dibromochloromethane	0.330	1	0.232	142	40	160	
Dichlorodifluoromethane	0.210	1	0.232	90.5	50	150	
Ethylbenzene	0.250	1	0.232	108	60	140	
Isopropylbenzene	0.210	1	0.232	90.5	30	170	
Methyl tert-butyl ether	0.290	1	0.232	125	50	150	
n-Butylbenzene	0.200	1	0.232	86.2	20	180	
n-Propylbenzene	0.230	1	0.232	99.1	40	160	
o-Xylene	0.250	1	0.232	108	30	170	
p-Isopropyltoluene	0.190	1	0.232	81.9	20	180	
sec-Butylbenzene	0.210	1	0.232	90.5	30	170	
Styrene	0.210	1	0.232	90.5	20	200	
tert-Butylbenzene	0.220	1	0.232	94.8	20	180	
Total THMs	1.23	1	0.928	133	30	160	
Total Xylenes	0.450	1	0.696	64.7	30	170	
trans-1,2-Dichloroethene	0.260	1	0.232	112	50	150	

DCS REPORTING

RunID:	GCMS7_100805C	Prep Date:	8/5/2010
SampID:	DCS-42362	Anaysis Date:	8/6/2010
TestNo:	SW8260B	Units:	µg/L
BatchID:	42362		

Analyte	Result	RL	SPK Val	%REC	Low Limit	High Limit	Flag
trans-1,3-Dichloropropene	0.180	1	0.232	77.6	40	160	
Trichlorofluoromethane	0.250	1	0.232	108	50	150	
Vinyl chloride	0.160	1	0.232	69.0	50	150	

DCS REPORTING

RunID:	GCMS7_100805C	Prep Date:	8/5/2010
SampID:	DCS2-42362	Anaysis Date:	8/6/2010
TestNo:	SW8260B	Units:	µg/L
BatchID:	42362		

Analyte	Result	RL	SPK Val	%REC	Low Limit	High Limit	Flag
1,2-Dichloroethane	0.530	1	0.464	114	50	150	
Bromoform	0.540	1	0.464	116	30	120	
m,p-Xylene	0.930	2	0.928	100	40	160	

DCS REPORTING

RunID:	GCMS7_100805C	Prep Date:	8/5/2010
SampID:	DCS3-42362	Anaysis Date:	8/6/2010
TestNo:	SW8260B	Units:	µg/L
BatchID:	42362		

Analyte	Result	RL	SPK Val	%REC	Low Limit	High Limit	Flag
1,2,4-Trimethylbenzene	0.880	5	0.928	94.8	20	180	
1,3,5-Trimethylbenzene	0.890	5	0.928	95.9	20	180	
1,4-Dichloro-2-butene	0.440	2	0.928	47.4	20	180	
1-Chlorohexane	0.920	5	0.928	99.1	20	180	
Bromomethane	0.440	1	0.928	47.4	20	200	
Chloroethane	0.960	1	0.928	103	20	180	
Dibromomethane	0.710	1	0.928	76.5	50	150	
Hexachlorobutadiene	0.760	3	0.928	81.9	20	200	
Isopropyl ether (DIPE)	1.11	2	0.928	120	20	200	
Methylene chloride	1.65	2.5	0.928	178	20	200	
Tert-amyl methyl ether (TAME)	1.10	2	0.928	119	20	200	
Tert-butanol (TBA)	6.11	20	4.64	132	20	200	
Tetrachloroethene	0.900	2	0.928	97.0	50	150	
Toluene	1.10	2	0.928	119	40	160	
Trichloroethene	1.07	2	0.928	115	50	150	

DCS REPORTING

RunID:	GCMS7_100805C	Prep Date:	8/5/2010
SampID:	DCS4-42362	Anaysis Date:	8/6/2010
TestNo:	SW8260B	Units:	µg/L
BatchID:	42362		

Analyte	Result	RL	SPK Val	%REC	Low Limit	High Limit	Flag
1,1,2-Trichlorotrifluoroethane	5.54	15	4.64	119	40	160	
1,2,3-Trichlorobenzene	5.19	5	4.64	112	20	180	
1,2,4-Trichlorobenzene	5.69	5	4.64	123	20	180	
1,2-Dibromo-3-chloropropane	5.83	10	4.64	126	20	180	
2-Butanone	5.82	15	4.64	125	40	160	
2-Chloroethylvinylether	5.30	15	4.64	114	20	180	
2-Hexanone	4.77	15	4.64	103	20	180	
4-Methyl-2-pentanone	4.79	15	4.64	103	50	150	
Acetone	7.97	15	4.64	172	20	200	
Carbon disulfide	5.02	15	4.64	108	20	200	
Cyclohexane	6.03	15	4.64	130	20	180	
Iodomethane	3.59	15	4.64	77.4	20	200	
Methyl Acetate	6.12	15	4.64	132	30	180	
Methylcyclohexane	4.97	15	4.64	107	20	200	
Naphthalene	5.90	15	4.64	127	20	200	

CLIENT: Geo Strata Environmental Consultants
Project: Hillcrest CEI
Lab Order: 1010173

CASE NARRATIVE

Samples were analyzed using the methods outlined in the following references:

Method TX1005 - Total Petroleum Hydrocarbons (soil & water)
Method SW8260B - Volatile Organics by GCMS (soil & water) (The compound Cyclohexane is not NELAC Certified)
Method SW8270C - PAH Organics by GCMS (soil & water)
Method D2216 - Percent Moisture

Exception Report R1-01

Samples were received and log-in performed on 10/23/2010. A total of 31 samples were received. The samples arrived in good condition and were properly packaged. A Trip Blank was added to one of the Chains of Custody per client's request, on 10/25/2010.

Exception Report R4-02

For Volatiles Analysis, the recoveries of surrogates 4-Bromofluorobenzene and Toluene-d8 for Samples SO-SB5-01 and SO-SB5-02 were above the method control limits. These were flagged accordingly in the enclosed Analytical Data Report. The remaining surrogates for these samples were within control limits. No further corrective actions were taken.

For TPH Analysis, the recovery of surrogate Isopropylbenzene for Sample SO-SB5-02 was above the method control limits. This was flagged accordingly in the enclosed Analytical Data Report. The remaining surrogate for this sample was within control limits. No further corrective actions were taken.

Exception Report R7-01

For Volatiles, TX1005 and PAH Organics Analysis, for soils, the reference sample designated for the MS/MSD was SO-SB39-01 (1010173-10).
For Volatiles, TX1005 and PAH Organics Analysis, for waters, the reference sample designated for the MS/MSD was GW-05 (1010173-25). An MS/MSD is not applicable for the Equipment Blank, Field Blank or Trip Blank.

Exception Report R7-03

For Volatiles Analysis, for batch 43565, the recovery of Carbon Tetrachloride for the Matrix Spike Duplicate (1010173-10 MSD) was slightly below the method control limits. This is flagged in the QC Summary Report. This compound is within control limits in the associated LCS. The reference sample selected for this MS/MSD was from this workorder. No further corrective action was taken.

Exception Report R10-01

For Volatiles Analysis, the final soil plug, for Sample SO-SB5-01, was compromised in the laboratory. Approximately 5 grams of sample was taken from the 4 ounce sample jar of the same sample. The Methanol extraction was then performed and analyzed for Volatiles at a 50X dilution.

DHL Analytical

Date: 11/02/10

CLIENT: Geo Strata Environmental Consultants
Project: Hillcrest CEI
Lab Order: 1010173

Work Order Sample Summary

Lab Smp ID	Client Sample ID	Tag Number	Date Collected	Date Recv'd
1010173-01	Trip Blank		10/22/10	10/23/10
1010173-02	SO-SB32-01		10/22/10 08:34 AM	10/23/10
1010173-03	SO-SB5-01		10/22/10 09:25 AM	10/23/10
1010173-04	SO-SB5-02		10/22/10 09:30 AM	10/23/10
1010173-05	SO-SB36-01		10/22/10 11:20 AM	10/23/10
1010173-06	GW-FB-5		10/22/10 12:30 PM	10/23/10
1010173-07	SO-SB37-01		10/22/10 01:45 PM	10/23/10
1010173-08	SO-SB40-01		10/22/10 02:40 PM	10/23/10
1010173-09	SO-SB38-01		10/22/10 04:01 PM	10/23/10
1010173-10	SO-SB39-01		10/22/10 04:58 PM	10/23/10
1010173-11	SO-FD-6		10/22/10 09:20 AM	10/23/10
1010173-12	SO-FD-7		10/22/10 01:40 PM	10/23/10
1010173-14	GW-TB		10/22/10	10/23/10
1010173-15	SO-SB21-01		10/22/10 08:21 AM	10/23/10
1010173-16	SO-SB4-01		10/22/10 09:54 AM	10/23/10
1010173-17	SO-SB23-01		10/22/10 11:28 AM	10/23/10
1010173-18	SO-SB25-01		10/22/10 01:08 PM	10/23/10
1010173-19	SO-SB27-01		10/22/10 02:35 PM	10/23/10
1010173-20	SO-SB29-01		10/22/10 03:38 PM	10/23/10
1010173-21	SO-SB28-01		10/22/10 04:31 PM	10/23/10
1010173-22	Trip Blank		10/22/10	10/23/10
1010173-23	GW-01		10/22/10 10:15 AM	10/23/10
1010173-24	GW-04		10/22/10 03:10 PM	10/23/10
1010173-25	GW-05		10/22/10 12:10 PM	10/23/10
1010173-26	GW-07		10/22/10 04:35 PM	10/23/10
1010173-27	GW-08		10/22/10 06:05 PM	10/23/10
1010173-28	GW-DUP-1		10/22/10 01:45 PM	10/23/10
1010173-29	GW-EB-1		10/22/10 07:10 PM	10/23/10
1010173-31	Trip Blank		10/22/10	10/23/10

CLIENT: Geo Strata Environmental Consultants
Project: Hillcrest CEI
Lab Order: 1010173

PREP DATES REPORT

Sample ID	Client Sample ID	Collection Date	Matrix	Test Number	Test Name	Prep Date	Batch ID
1010173-01A	Trip Blank	10/22/10	Trip Blank	SW5030B	Purge and Trap Water GC/MS	10/27/10 09:47 AM	43600
1010173-02A	SO-SB32-01	10/22/10 08:34 AM	Soil	SW5035	Purge and Trap 5035	10/25/10 10:52 AM	43565
1010173-02B	SO-SB32-01	10/22/10 08:34 AM	Soil	TX1005	TX1005 Soil Prep	10/25/10 12:58 PM	43567
1010173-02C	SO-SB32-01	10/22/10 08:34 AM	Soil	SW3550B	Soil Prep Sonication: PAH	10/28/10 08:53 AM	43612
1010173-02D	SO-SB32-01	10/22/10 08:34 AM	Soil	D2216	Moisture Preparation	10/29/10 02:56 PM	43646
1010173-03A	SO-SB5-01	10/22/10 09:25 AM	Soil	SW5035	Purge and Trap 5035	10/25/10 10:52 AM	43565
	SO-SB5-01	10/22/10 09:25 AM	Soil	SW5035	Purge and Trap 5035	10/25/10 10:52 AM	43565
	SO-SB5-01	10/22/10 09:25 AM	Soil	SW5035	Purge and Trap 5035	10/25/10 10:52 AM	43565
1010173-03B	SO-SB5-01	10/22/10 09:25 AM	Soil	TX1005	TX1005 Soil Prep	10/25/10 12:58 PM	43567
1010173-03C	SO-SB5-01	10/22/10 09:25 AM	Soil	SW3550B	Soil Prep Sonication: PAH	10/28/10 08:53 AM	43612
1010173-03D	SO-SB5-01	10/22/10 09:25 AM	Soil	D2216	Moisture Preparation	10/29/10 02:56 PM	43646
1010173-04A	SO-SB5-02	10/22/10 09:30 AM	Soil	SW5035	Purge and Trap 5035	10/25/10 10:52 AM	43565
	SO-SB5-02	10/22/10 09:30 AM	Soil	SW5035	Purge and Trap 5035	10/25/10 10:52 AM	43565
	SO-SB5-02	10/22/10 09:30 AM	Soil	SW5035	Purge and Trap 5035	10/25/10 10:52 AM	43565
1010173-04B	SO-SB5-02	10/22/10 09:30 AM	Soil	TX1005	TX1005 Soil Prep	10/25/10 12:58 PM	43567
	SO-SB5-02	10/22/10 09:30 AM	Soil	TX1005	TX1005 Soil Prep	10/25/10 12:58 PM	43567
1010173-04C	SO-SB5-02	10/22/10 09:30 AM	Soil	SW3550B	Soil Prep Sonication: PAH	10/28/10 08:53 AM	43612
1010173-04D	SO-SB5-02	10/22/10 09:30 AM	Soil	D2216	Moisture Preparation	10/29/10 02:56 PM	43646
1010173-05A	SO-SB36-01	10/22/10 11:20 AM	Soil	SW5035	Purge and Trap 5035	10/25/10 10:52 AM	43565
1010173-05B	SO-SB36-01	10/22/10 11:20 AM	Soil	TX1005	TX1005 Soil Prep	10/25/10 12:58 PM	43567
1010173-05C	SO-SB36-01	10/22/10 11:20 AM	Soil	SW3550B	Soil Prep Sonication: PAH	10/28/10 08:53 AM	43612
1010173-05D	SO-SB36-01	10/22/10 11:20 AM	Soil	D2216	Moisture Preparation	10/29/10 02:56 PM	43646
1010173-06A	GW-FB-5	10/22/10 12:30 PM	Field Blank	SW5030B	Purge and Trap Water GC/MS	10/27/10 09:47 AM	43600
1010173-07A	SO-SB37-01	10/22/10 01:45 PM	Soil	SW5035	Purge and Trap 5035	10/25/10 10:52 AM	43565
1010173-07B	SO-SB37-01	10/22/10 01:45 PM	Soil	TX1005	TX1005 Soil Prep	10/25/10 12:58 PM	43567
1010173-07C	SO-SB37-01	10/22/10 01:45 PM	Soil	SW3550B	Soil Prep Sonication: PAH	10/28/10 08:53 AM	43612
1010173-07D	SO-SB37-01	10/22/10 01:45 PM	Soil	D2216	Moisture Preparation	10/29/10 02:56 PM	43646
1010173-08A	SO-SB40-01	10/22/10 02:40 PM	Soil	SW5035	Purge and Trap 5035	10/25/10 10:52 AM	43565
1010173-08B	SO-SB40-01	10/22/10 02:40 PM	Soil	TX1005	TX1005 Soil Prep	10/25/10 12:58 PM	43567

CLIENT: Geo Strata Environmental Consultants
Project: Hillcrest CEI
Lab Order: 1010173

PREP DATES REPORT

Sample ID	Client Sample ID	Collection Date	Matrix	Test Number	Test Name	Prep Date	Batch ID
1010173-08C	SO-SB40-01	10/22/10 02:40 PM	Soil	SW3550B	Soil Prep Sonication: PAH	10/28/10 08:53 AM	43612
1010173-08D	SO-SB40-01	10/22/10 02:40 PM	Soil	D2216	Moisture Preparation	10/29/10 02:56 PM	43646
1010173-09A	SO-SB38-01	10/22/10 04:01 PM	Soil	SW5035	Purge and Trap 5035	10/25/10 10:52 AM	43565
1010173-09B	SO-SB38-01	10/22/10 04:01 PM	Soil	TX1005	TX1005 Soil Prep	10/25/10 12:58 PM	43567
1010173-09C	SO-SB38-01	10/22/10 04:01 PM	Soil	SW3550B	Soil Prep Sonication: PAH	10/28/10 08:53 AM	43612
1010173-09D	SO-SB38-01	10/22/10 04:01 PM	Soil	D2216	Moisture Preparation	10/29/10 02:56 PM	43646
1010173-10A	SO-SB39-01	10/22/10 04:58 PM	Soil	SW5035	Purge and Trap 5035	10/25/10 10:52 AM	43565
1010173-10B	SO-SB39-01	10/22/10 04:58 PM	Soil	TX1005	TX1005 Soil Prep	10/25/10 12:58 PM	43567
1010173-10C	SO-SB39-01	10/22/10 04:58 PM	Soil	SW3550B	Soil Prep Sonication: PAH	10/28/10 08:53 AM	43612
1010173-10D	SO-SB39-01	10/22/10 04:58 PM	Soil	D2216	Moisture Preparation	10/29/10 02:56 PM	43646
1010173-11A	SO-FD-6	10/22/10 09:20 AM	Soil	SW5035	Purge and Trap 5035	10/25/10 10:52 AM	43565
1010173-11B	SO-FD-6	10/22/10 09:20 AM	Soil	TX1005	TX1005 Soil Prep	10/25/10 12:58 PM	43567
1010173-11C	SO-FD-6	10/22/10 09:20 AM	Soil	SW3550B	Soil Prep Sonication: PAH	10/28/10 08:53 AM	43612
1010173-11D	SO-FD-6	10/22/10 09:20 AM	Soil	D2216	Moisture Preparation	10/29/10 02:56 PM	43646
1010173-12A	SO-FD-7	10/22/10 01:40 PM	Soil	SW5035	Purge and Trap 5035	10/25/10 10:52 AM	43565
1010173-12B	SO-FD-7	10/22/10 01:40 PM	Soil	TX1005	TX1005 Soil Prep	10/25/10 12:58 PM	43567
1010173-12C	SO-FD-7	10/22/10 01:40 PM	Soil	SW3550B	Soil Prep Sonication: PAH	10/28/10 08:53 AM	43612
1010173-12D	SO-FD-7	10/22/10 01:40 PM	Soil	D2216	Moisture Preparation	10/29/10 02:56 PM	43646
1010173-14A	GW-TB	10/22/10	Trip Blank	SW5030B	Purge and Trap Water GC/MS	10/27/10 09:47 AM	43600
1010173-15A	SO-SB21-01	10/22/10 08:21 AM	Soil	SW5035	Purge and Trap 5035	10/25/10 10:52 AM	43565
1010173-15B	SO-SB21-01	10/22/10 08:21 AM	Soil	TX1005	TX1005 Soil Prep	10/25/10 12:58 PM	43567
1010173-15C	SO-SB21-01	10/22/10 08:21 AM	Soil	SW3550B	Soil Prep Sonication: PAH	10/28/10 08:53 AM	43612
1010173-15D	SO-SB21-01	10/22/10 08:21 AM	Soil	D2216	Moisture Preparation	10/29/10 02:56 PM	43646
1010173-16A	SO-SB4-01	10/22/10 09:54 AM	Soil	SW5035	Purge and Trap 5035	10/25/10 10:52 AM	43565
1010173-16B	SO-SB4-01	10/22/10 09:54 AM	Soil	TX1005	TX1005 Soil Prep	10/25/10 12:58 PM	43567
1010173-16C	SO-SB4-01	10/22/10 09:54 AM	Soil	SW3550B	Soil Prep Sonication: PAH	10/28/10 08:53 AM	43612
1010173-16D	SO-SB4-01	10/22/10 09:54 AM	Soil	D2216	Moisture Preparation	10/29/10 02:56 PM	43646
1010173-17A	SO-SB23-01	10/22/10 11:28 AM	Soil	SW5035	Purge and Trap 5035	10/25/10 10:52 AM	43565
1010173-17B	SO-SB23-01	10/22/10 11:28 AM	Soil	TX1005	TX1005 Soil Prep	10/25/10 12:58 PM	43567

CLIENT: Geo Strata Environmental Consultants
Project: Hillcrest CEI
Lab Order: 1010173

PREP DATES REPORT

Sample ID	Client Sample ID	Collection Date	Matrix	Test Number	Test Name	Prep Date	Batch ID
1010173-17C	SO-SB23-01	10/22/10 11:28 AM	Soil	SW3550B	Soil Prep Sonication: PAH	10/28/10 08:53 AM	43612
1010173-17D	SO-SB23-01	10/22/10 11:28 AM	Soil	D2216	Moisture Preparation	10/29/10 02:56 PM	43646
1010173-18A	SO-SB25-01	10/22/10 01:08 PM	Soil	SW5035	Purge and Trap 5035	10/25/10 10:52 AM	43565
1010173-18B	SO-SB25-01	10/22/10 01:08 PM	Soil	TX1005	TX1005 Soil Prep	10/25/10 12:58 PM	43567
1010173-18C	SO-SB25-01	10/22/10 01:08 PM	Soil	SW3550B	Soil Prep Sonication: PAH	10/28/10 08:53 AM	43612
1010173-18D	SO-SB25-01	10/22/10 01:08 PM	Soil	D2216	Moisture Preparation	10/29/10 02:56 PM	43646
1010173-19A	SO-SB27-01	10/22/10 02:35 PM	Soil	SW5035	Purge and Trap 5035	10/25/10 10:52 AM	43565
1010173-19B	SO-SB27-01	10/22/10 02:35 PM	Soil	TX1005	TX1005 Soil Prep	10/25/10 12:58 PM	43567
1010173-19C	SO-SB27-01	10/22/10 02:35 PM	Soil	SW3550B	Soil Prep Sonication: PAH	10/28/10 08:53 AM	43612
1010173-19D	SO-SB27-01	10/22/10 02:35 PM	Soil	D2216	Moisture Preparation	10/29/10 02:56 PM	43646
1010173-20A	SO-SB29-01	10/22/10 03:38 PM	Soil	SW5035	Purge and Trap 5035	10/25/10 10:52 AM	43565
1010173-20B	SO-SB29-01	10/22/10 03:38 PM	Soil	TX1005	TX1005 Soil Prep	10/25/10 12:58 PM	43567
1010173-20C	SO-SB29-01	10/22/10 03:38 PM	Soil	SW3550B	Soil Prep Sonication: PAH	10/28/10 08:53 AM	43612
1010173-20D	SO-SB29-01	10/22/10 03:38 PM	Soil	D2216	Moisture Preparation	10/29/10 02:56 PM	43646
1010173-21A	SO-SB28-01	10/22/10 04:31 PM	Soil	SW5035	Purge and Trap 5035	10/25/10 10:52 AM	43565
1010173-21B	SO-SB28-01	10/22/10 04:31 PM	Soil	TX1005	TX1005 Soil Prep	10/25/10 12:58 PM	43567
1010173-21C	SO-SB28-01	10/22/10 04:31 PM	Soil	SW3550B	Soil Prep Sonication: PAH	10/28/10 08:53 AM	43612
1010173-21D	SO-SB28-01	10/22/10 04:31 PM	Soil	D2216	Moisture Preparation	10/29/10 02:56 PM	43646
1010173-22A	Trip Blank	10/22/10	Trip Blank	SW5030B	Purge and Trap Water GC/MS	10/27/10 09:47 AM	43600
1010173-23A	GW-01	10/22/10 10:15 AM	Aqueous	SW5030B	Purge and Trap Water GC/MS	10/27/10 09:47 AM	43600
1010173-23B	GW-01	10/22/10 10:15 AM	Aqueous	TX1005	TX1005 Water Prep	10/25/10 09:37 AM	43561
1010173-23C	GW-01	10/22/10 10:15 AM	Aqueous	SW3510C	Aq Prep Sep Funnel: PAH	10/25/10 08:59 AM	43558
1010173-24A	GW-04	10/22/10 03:10 PM	Aqueous	SW5030B	Purge and Trap Water GC/MS	10/27/10 09:47 AM	43600
1010173-24B	GW-04	10/22/10 03:10 PM	Aqueous	TX1005	TX1005 Water Prep	10/25/10 09:37 AM	43561
1010173-24C	GW-04	10/22/10 03:10 PM	Aqueous	SW3510C	Aq Prep Sep Funnel: PAH	10/25/10 08:59 AM	43558
1010173-25A	GW-05	10/22/10 12:10 PM	Aqueous	SW5030B	Purge and Trap Water GC/MS	10/27/10 09:47 AM	43600
1010173-25B	GW-05	10/22/10 12:10 PM	Aqueous	TX1005	TX1005 Water Prep	10/25/10 09:37 AM	43561
1010173-25C	GW-05	10/22/10 12:10 PM	Aqueous	SW3510C	Aq Prep Sep Funnel: PAH	10/25/10 08:59 AM	43558
1010173-26A	GW-07	10/22/10 04:35 PM	Aqueous	SW5030B	Purge and Trap Water GC/MS	10/27/10 09:47 AM	43600

CLIENT: Geo Strata Environmental Consultants
Project: Hillcrest CEI
Lab Order: 1010173

PREP DATES REPORT

Sample ID	Client Sample ID	Collection Date	Matrix	Test Number	Test Name	Prep Date	Batch ID
1010173-26B	GW-07	10/22/10 04:35 PM	Aqueous	TX1005	TX1005 Water Prep	10/25/10 09:37 AM	43561
1010173-26C	GW-07	10/22/10 04:35 PM	Aqueous	SW3510C	Aq Prep Sep Funnel: PAH	10/25/10 08:59 AM	43558
1010173-27A	GW-08	10/22/10 06:05 PM	Aqueous	SW5030B	Purge and Trap Water GC/MS	10/27/10 09:47 AM	43600
1010173-27B	GW-08	10/22/10 06:05 PM	Aqueous	TX1005	TX1005 Water Prep	10/25/10 09:37 AM	43561
1010173-27C	GW-08	10/22/10 06:05 PM	Aqueous	SW3510C	Aq Prep Sep Funnel: PAH	10/25/10 08:59 AM	43558
1010173-28A	GW-DUP-1	10/22/10 01:45 PM	Aqueous	SW5030B	Purge and Trap Water GC/MS	10/27/10 09:47 AM	43600
1010173-28B	GW-DUP-1	10/22/10 01:45 PM	Aqueous	TX1005	TX1005 Water Prep	10/25/10 09:37 AM	43561
1010173-28C	GW-DUP-1	10/22/10 01:45 PM	Aqueous	SW3510C	Aq Prep Sep Funnel: PAH	10/25/10 08:59 AM	43558
1010173-29A	GW-EB-1	10/22/10 07:10 PM	Equip Blank	SW5030B	Purge and Trap Water GC/MS	10/27/10 09:47 AM	43600
1010173-29B	GW-EB-1	10/22/10 07:10 PM	Equip Blank	TX1005	TX1005 Water Prep	10/25/10 09:37 AM	43561
1010173-29C	GW-EB-1	10/22/10 07:10 PM	Equip Blank	SW3510C	Aq Prep Sep Funnel: PAH	10/25/10 08:59 AM	43558
1010173-31A	Trip Blank	10/22/10	Trip Blank	SW5030B	Purge and Trap Water GC/MS	10/27/10 09:47 AM	43600

CLIENT: Geo Strata Environmental Consultants
Project: Hillcrest CEI
Lab Order: 1010173

ANALYTICAL DATES REPORT

Sample ID	Client Sample ID	Matrix	Test Number	Test Name	Batch ID	Dilution	Analysis Date	Run ID
1010173-01A	Trip Blank	Trip Blank	SW8260B	8260 Water Volatiles by GC/MS	43600	1	10/27/10 03:29 PM	GCMS7_101027B
1010173-02A	SO-SB32-01	Soil	SW8260B	Volatiles by 8260/5035 GC/MS	43565	1	10/25/10 01:23 PM	GCMS1_101025A
1010173-02B	SO-SB32-01	Soil	TX1005	Tx1005 TPH Soil	43567	1	10/25/10 05:34 PM	GC12_101025C
1010173-02C	SO-SB32-01	Soil	SW8270C	PAHs: GC/MS	43612	1	10/28/10 06:27 PM	GCMS6_101028A
1010173-02D	SO-SB32-01	Soil	D2216	Percent Moisture	43646	1	11/01/10 10:20 AM	PMOIST_101029B
1010173-03A	SO-SB5-01	Soil	SW8260B	Volatiles by 8260/5035 GC/MS	43565	1	10/25/10 09:00 PM	GCMS1_101025A
	SO-SB5-01	Soil	SW8260B	Volatiles by 8260/5035 GC/MS	43565	1	10/27/10 12:08 AM	GCMS1_101026B
	SO-SB5-01	Soil	SW8260B	Volatiles by 8260/5035 GC/MS	43565	50	10/29/10 05:14 PM	GCMS1_101029A
1010173-03B	SO-SB5-01	Soil	TX1005	Tx1005 TPH Soil	43567	1	10/25/10 05:43 PM	GC12_101025C
1010173-03C	SO-SB5-01	Soil	SW8270C	PAHs: GC/MS	43612	1	10/28/10 06:58 PM	GCMS6_101028A
1010173-03D	SO-SB5-01	Soil	D2216	Percent Moisture	43646	1	11/01/10 10:20 AM	PMOIST_101029B
1010173-04A	SO-SB5-02	Soil	SW8260B	Volatiles by 8260/5035 GC/MS	43565	1	10/25/10 09:33 PM	GCMS1_101025A
	SO-SB5-02	Soil	SW8260B	Volatiles by 8260/5035 GC/MS	43565	5000	10/26/10 10:28 PM	GCMS1_101026B
	SO-SB5-02	Soil	SW8260B	Volatiles by 8260/5035 GC/MS	43565	50	10/27/10 03:13 PM	GCMS1_101027A
1010173-04B	SO-SB5-02	Soil	TX1005	Tx1005 TPH Soil	43567	1	10/25/10 05:52 PM	GC12_101025C
	SO-SB5-02	Soil	TX1005	Tx1005 TPH Soil	43567	5	10/26/10 09:17 AM	GC12_101025C
1010173-04C	SO-SB5-02	Soil	SW8270C	PAHs: GC/MS	43612	1	10/28/10 07:28 PM	GCMS6_101028A
1010173-04D	SO-SB5-02	Soil	D2216	Percent Moisture	43646	1	11/01/10 10:20 AM	PMOIST_101029B
1010173-05A	SO-SB36-01	Soil	SW8260B	Volatiles by 8260/5035 GC/MS	43565	1	10/25/10 01:55 PM	GCMS1_101025A
1010173-05B	SO-SB36-01	Soil	TX1005	Tx1005 TPH Soil	43567	1	10/25/10 06:10 PM	GC12_101025C
1010173-05C	SO-SB36-01	Soil	SW8270C	PAHs: GC/MS	43612	1	10/28/10 07:59 PM	GCMS6_101028A
1010173-05D	SO-SB36-01	Soil	D2216	Percent Moisture	43646	1	11/01/10 10:20 AM	PMOIST_101029B
1010173-06A	GW-FB-5	Field Blank	SW8260B	8260 Water Volatiles by GC/MS	43600	1	10/27/10 03:55 PM	GCMS7_101027B
1010173-07A	SO-SB37-01	Soil	SW8260B	Volatiles by 8260/5035 GC/MS	43565	1	10/25/10 02:28 PM	GCMS1_101025A
1010173-07B	SO-SB37-01	Soil	TX1005	Tx1005 TPH Soil	43567	1	10/25/10 06:19 PM	GC12_101025C
1010173-07C	SO-SB37-01	Soil	SW8270C	PAHs: GC/MS	43612	1	10/28/10 08:30 PM	GCMS6_101028A
1010173-07D	SO-SB37-01	Soil	D2216	Percent Moisture	43646	1	11/01/10 10:20 AM	PMOIST_101029B
1010173-08A	SO-SB40-01	Soil	SW8260B	Volatiles by 8260/5035 GC/MS	43565	1	10/25/10 03:01 PM	GCMS1_101025A
1010173-08B	SO-SB40-01	Soil	TX1005	Tx1005 TPH Soil	43567	1	10/25/10 06:28 PM	GC12_101025C

CLIENT: Geo Strata Environmental Consultants
Project: Hillcrest CEI
Lab Order: 1010173

ANALYTICAL DATES REPORT

Sample ID	Client Sample ID	Matrix	Test Number	Test Name	Batch ID	Dilution	Analysis Date	Run ID
1010173-08C	SO-SB40-01	Soil	SW8270C	PAHs: GC/MS	43612	1	10/28/10 09:00 PM	GCMS6_101028A
1010173-08D	SO-SB40-01	Soil	D2216	Percent Moisture	43646	1	11/01/10 10:20 AM	PMOIST_101029B
1010173-09A	SO-SB38-01	Soil	SW8260B	Volatiles by 8260/5035 GC/MS	43565	1	10/25/10 03:33 PM	GCMS1_101025A
1010173-09B	SO-SB38-01	Soil	TX1005	Tx1005 TPH Soil	43567	1	10/25/10 06:37 PM	GC12_101025C
1010173-09C	SO-SB38-01	Soil	SW8270C	PAHs: GC/MS	43612	1	10/28/10 09:31 PM	GCMS6_101028A
1010173-09D	SO-SB38-01	Soil	D2216	Percent Moisture	43646	1	11/01/10 10:20 AM	PMOIST_101029B
1010173-10A	SO-SB39-01	Soil	SW8260B	Volatiles by 8260/5035 GC/MS	43565	1	10/25/10 12:51 PM	GCMS1_101025A
1010173-10B	SO-SB39-01	Soil	TX1005	Tx1005 TPH Soil	43567	1	10/25/10 06:55 PM	GC12_101025C
1010173-10C	SO-SB39-01	Soil	SW8270C	PAHs: GC/MS	43612	1	10/28/10 10:01 PM	GCMS6_101028A
1010173-10D	SO-SB39-01	Soil	D2216	Percent Moisture	43646	1	11/01/10 10:20 AM	PMOIST_101029B
1010173-11A	SO-FD-6	Soil	SW8260B	Volatiles by 8260/5035 GC/MS	43565	1	10/25/10 08:26 PM	GCMS1_101025A
1010173-11B	SO-FD-6	Soil	TX1005	Tx1005 TPH Soil	43567	1	10/25/10 07:21 PM	GC12_101025C
1010173-11C	SO-FD-6	Soil	SW8270C	PAHs: GC/MS	43612	1	10/28/10 10:32 PM	GCMS6_101028A
1010173-11D	SO-FD-6	Soil	D2216	Percent Moisture	43646	1	11/01/10 10:20 AM	PMOIST_101029B
1010173-12A	SO-FD-7	Soil	SW8260B	Volatiles by 8260/5035 GC/MS	43565	1	10/25/10 04:05 PM	GCMS1_101025A
1010173-12B	SO-FD-7	Soil	TX1005	Tx1005 TPH Soil	43567	1	10/25/10 07:30 PM	GC12_101025C
1010173-12C	SO-FD-7	Soil	SW8270C	PAHs: GC/MS	43612	1	10/28/10 11:02 PM	GCMS6_101028A
1010173-12D	SO-FD-7	Soil	D2216	Percent Moisture	43646	1	11/01/10 10:20 AM	PMOIST_101029B
1010173-14A	GW-TB	Trip Blank	SW8260B	8260 Water Volatiles by GC/MS	43600	1	10/27/10 04:20 PM	GCMS7_101027B
1010173-15A	SO-SB21-01	Soil	SW8260B	Volatiles by 8260/5035 GC/MS	43565	1	10/25/10 04:37 PM	GCMS1_101025A
1010173-15B	SO-SB21-01	Soil	TX1005	Tx1005 TPH Soil	43567	1	10/25/10 07:39 PM	GC12_101025C
1010173-15C	SO-SB21-01	Soil	SW8270C	PAHs: GC/MS	43612	1	10/29/10 01:47 PM	GCMS6_101029A
1010173-15D	SO-SB21-01	Soil	D2216	Percent Moisture	43646	1	11/01/10 10:20 AM	PMOIST_101029B
1010173-16A	SO-SB4-01	Soil	SW8260B	Volatiles by 8260/5035 GC/MS	43565	1	10/25/10 05:09 PM	GCMS1_101025A
1010173-16B	SO-SB4-01	Soil	TX1005	Tx1005 TPH Soil	43567	1	10/25/10 07:48 PM	GC12_101025C
1010173-16C	SO-SB4-01	Soil	SW8270C	PAHs: GC/MS	43612	1	10/29/10 02:18 PM	GCMS6_101029A
1010173-16D	SO-SB4-01	Soil	D2216	Percent Moisture	43646	1	11/01/10 10:20 AM	PMOIST_101029B
1010173-17A	SO-SB23-01	Soil	SW8260B	Volatiles by 8260/5035 GC/MS	43565	1	10/25/10 05:41 PM	GCMS1_101025A
1010173-17B	SO-SB23-01	Soil	TX1005	Tx1005 TPH Soil	43567	1	10/25/10 07:57 PM	GC12_101025C

CLIENT: Geo Strata Environmental Consultants
Project: Hillcrest CEI
Lab Order: 1010173

ANALYTICAL DATES REPORT

Sample ID	Client Sample ID	Matrix	Test Number	Test Name	Batch ID	Dilution	Analysis Date	Run ID
1010173-17C	SO-SB23-01	Soil	SW8270C	PAHs: GC/MS	43612	1	10/29/10 02:48 PM	GCMS6_101029A
1010173-17D	SO-SB23-01	Soil	D2216	Percent Moisture	43646	1	11/01/10 10:20 AM	PMOIST_101029B
1010173-18A	SO-SB25-01	Soil	SW8260B	Volatiles by 8260/5035 GC/MS	43565	1	10/25/10 06:14 PM	GCMS1_101025A
1010173-18B	SO-SB25-01	Soil	TX1005	Tx1005 TPH Soil	43567	1	10/25/10 08:06 PM	GC12_101025C
1010173-18C	SO-SB25-01	Soil	SW8270C	PAHs: GC/MS	43612	1	10/29/10 03:19 PM	GCMS6_101029A
1010173-18D	SO-SB25-01	Soil	D2216	Percent Moisture	43646	1	11/01/10 10:20 AM	PMOIST_101029B
1010173-19A	SO-SB27-01	Soil	SW8260B	Volatiles by 8260/5035 GC/MS	43565	1	10/25/10 06:47 PM	GCMS1_101025A
1010173-19B	SO-SB27-01	Soil	TX1005	Tx1005 TPH Soil	43567	1	10/25/10 08:15 PM	GC12_101025C
1010173-19C	SO-SB27-01	Soil	SW8270C	PAHs: GC/MS	43612	1	10/29/10 03:49 PM	GCMS6_101029A
1010173-19D	SO-SB27-01	Soil	D2216	Percent Moisture	43646	1	11/01/10 10:20 AM	PMOIST_101029B
1010173-20A	SO-SB29-01	Soil	SW8260B	Volatiles by 8260/5035 GC/MS	43565	1	10/25/10 07:19 PM	GCMS1_101025A
1010173-20B	SO-SB29-01	Soil	TX1005	Tx1005 TPH Soil	43567	1	10/26/10 09:40 AM	GC12_101025C
1010173-20C	SO-SB29-01	Soil	SW8270C	PAHs: GC/MS	43612	1	10/29/10 04:20 PM	GCMS6_101029A
1010173-20D	SO-SB29-01	Soil	D2216	Percent Moisture	43646	1	11/01/10 10:20 AM	PMOIST_101029B
1010173-21A	SO-SB28-01	Soil	SW8260B	Volatiles by 8260/5035 GC/MS	43565	1	10/25/10 07:53 PM	GCMS1_101025A
1010173-21B	SO-SB28-01	Soil	TX1005	Tx1005 TPH Soil	43567	1	10/26/10 09:48 AM	GC12_101025C
1010173-21C	SO-SB28-01	Soil	SW8270C	PAHs: GC/MS	43612	1	10/29/10 04:51 PM	GCMS6_101029A
1010173-21D	SO-SB28-01	Soil	D2216	Percent Moisture	43646	1	11/01/10 10:20 AM	PMOIST_101029B
1010173-22A	Trip Blank	Trip Blank	SW8260B	8260 Water Volatiles by GC/MS	43600	1	10/27/10 04:46 PM	GCMS7_101027B
1010173-23A	GW-01	Aqueous	SW8260B	8260 Water Volatiles by GC/MS	43600	1	10/27/10 06:54 PM	GCMS7_101027B
1010173-23B	GW-01	Aqueous	TX1005	Tx1005 TPH Water	43561	1	10/25/10 02:36 PM	GC12_101025B
1010173-23C	GW-01	Aqueous	SW8270C	PAHs: GC/MS	43558	1	10/25/10 06:11 PM	GCMS6_101025A
1010173-24A	GW-04	Aqueous	SW8260B	8260 Water Volatiles by GC/MS	43600	1	10/27/10 07:19 PM	GCMS7_101027B
1010173-24B	GW-04	Aqueous	TX1005	Tx1005 TPH Water	43561	1	10/25/10 02:45 PM	GC12_101025B
1010173-24C	GW-04	Aqueous	SW8270C	PAHs: GC/MS	43558	1	10/25/10 06:42 PM	GCMS6_101025A
1010173-25A	GW-05	Aqueous	SW8260B	8260 Water Volatiles by GC/MS	43600	1	10/27/10 06:03 PM	GCMS7_101027B
1010173-25B	GW-05	Aqueous	TX1005	Tx1005 TPH Water	43561	1	10/25/10 02:54 PM	GC12_101025B
1010173-25C	GW-05	Aqueous	SW8270C	PAHs: GC/MS	43558	1	10/25/10 03:06 PM	GCMS6_101025A
1010173-26A	GW-07	Aqueous	SW8260B	8260 Water Volatiles by GC/MS	43600	1	10/27/10 07:45 PM	GCMS7_101027B

CLIENT: Geo Strata Environmental Consultants
Project: Hillcrest CEI
Lab Order: 1010173

ANALYTICAL DATES REPORT

Sample ID	Client Sample ID	Matrix	Test Number	Test Name	Batch ID	Dilution	Analysis Date	Run ID
1010173-26B	GW-07	Aqueous	TX1005	Tx1005 TPH Water	43561	1	10/25/10 03:56 PM	GC12_101025B
1010173-26C	GW-07	Aqueous	SW8270C	PAHs: GC/MS	43558	1	10/25/10 07:12 PM	GCMS6_101025A
1010173-27A	GW-08	Aqueous	SW8260B	8260 Water Volatiles by GC/MS	43600	1	10/27/10 08:10 PM	GCMS7_101027B
1010173-27B	GW-08	Aqueous	TX1005	Tx1005 TPH Water	43561	1	10/25/10 04:05 PM	GC12_101025B
1010173-27C	GW-08	Aqueous	SW8270C	PAHs: GC/MS	43558	1	10/25/10 07:43 PM	GCMS6_101025A
1010173-28A	GW-DUP-1	Aqueous	SW8260B	8260 Water Volatiles by GC/MS	43600	1	10/27/10 08:36 PM	GCMS7_101027B
1010173-28B	GW-DUP-1	Aqueous	TX1005	Tx1005 TPH Water	43561	1	10/25/10 04:14 PM	GC12_101025B
1010173-28C	GW-DUP-1	Aqueous	SW8270C	PAHs: GC/MS	43558	1	10/25/10 08:15 PM	GCMS6_101025A
1010173-29A	GW-EB-1	Equip Blank	SW8260B	8260 Water Volatiles by GC/MS	43600	1	10/27/10 05:12 PM	GCMS7_101027B
1010173-29B	GW-EB-1	Equip Blank	TX1005	Tx1005 TPH Water	43561	1	10/25/10 04:23 PM	GC12_101025B
1010173-29C	GW-EB-1	Equip Blank	SW8270C	PAHs: GC/MS	43558	1	10/25/10 08:46 PM	GCMS6_101025A
1010173-31A	Trip Blank	Trip Blank	SW8260B	8260 Water Volatiles by GC/MS	43600	1	10/27/10 05:37 PM	GCMS7_101027B

DHL Analytical

Date: 11/02/10

CLIENT:	Geo Strata Environmental Consultants	Client Sample ID:	Trip Blank
Project:	Hillcrest CEI	Lab ID:	1010173-01
Project No:	760-SL11	Collection Date:	10/22/10
Lab Order:	1010173	Matrix:	Trip Blank

Analyses	Result	SDL	RL	Qual	Units	DF	Date Analyzed
8260 Water Volatiles by GC/MS		SW8260B					Analyst: CZ
1,1,1-Trichloroethane	<0.000200	0.000200	0.00100		mg/L	1	10/27/10 03:29 PM
1,1,2,2-Tetrachloroethane	<0.000200	0.000200	0.00100		mg/L	1	10/27/10 03:29 PM
1,1,2-Trichloroethane	<0.000200	0.000200	0.00100		mg/L	1	10/27/10 03:29 PM
1,1,2-Trichlorotrifluoroethane	<0.00500	0.00500	0.0150		mg/L	1	10/27/10 03:29 PM
1,1-Dichloroethane	<0.000200	0.000200	0.00100		mg/L	1	10/27/10 03:29 PM
1,1-Dichloroethene	<0.000200	0.000200	0.00100		mg/L	1	10/27/10 03:29 PM
1,2,4-Trichlorobenzene	<0.00150	0.00150	0.00500		mg/L	1	10/27/10 03:29 PM
1,2-Dibromo-3-chloropropane	<0.00300	0.00300	0.0100		mg/L	1	10/27/10 03:29 PM
1,2-Dibromoethane	<0.000200	0.000200	0.00100		mg/L	1	10/27/10 03:29 PM
1,2-Dichlorobenzene	<0.000300	0.000300	0.00100		mg/L	1	10/27/10 03:29 PM
1,2-Dichloroethane	<0.000300	0.000300	0.00100		mg/L	1	10/27/10 03:29 PM
1,2-Dichloropropane	<0.000200	0.000200	0.00100		mg/L	1	10/27/10 03:29 PM
1,3-Dichlorobenzene	<0.000300	0.000300	0.00100		mg/L	1	10/27/10 03:29 PM
1,4-Dichlorobenzene	<0.000300	0.000300	0.00100		mg/L	1	10/27/10 03:29 PM
2-Butanone	<0.00500	0.00500	0.0150		mg/L	1	10/27/10 03:29 PM
2-Hexanone	<0.00500	0.00500	0.0150		mg/L	1	10/27/10 03:29 PM
4-Methyl-2-pentanone	<0.00500	0.00500	0.0150		mg/L	1	10/27/10 03:29 PM
Acetone	<0.00500	0.00500	0.0150		mg/L	1	10/27/10 03:29 PM
Benzene	<0.000200	0.000200	0.00100		mg/L	1	10/27/10 03:29 PM
Bromodichloromethane	<0.000200	0.000200	0.00100		mg/L	1	10/27/10 03:29 PM
Bromoform	<0.000200	0.000200	0.00100		mg/L	1	10/27/10 03:29 PM
Bromomethane	<0.000300	0.000300	0.00100		mg/L	1	10/27/10 03:29 PM
Carbon disulfide	<0.00500	0.00500	0.0150		mg/L	1	10/27/10 03:29 PM
Carbon tetrachloride	<0.000200	0.000200	0.00100		mg/L	1	10/27/10 03:29 PM
Chlorobenzene	<0.000200	0.000200	0.00100		mg/L	1	10/27/10 03:29 PM
Chloroethane	<0.000300	0.000300	0.00100		mg/L	1	10/27/10 03:29 PM
Chloroform	<0.000300	0.000300	0.00100		mg/L	1	10/27/10 03:29 PM
Chloromethane	<0.000300	0.000300	0.00100		mg/L	1	10/27/10 03:29 PM
cis-1,2-Dichloroethene	<0.000200	0.000200	0.00100		mg/L	1	10/27/10 03:29 PM
cis-1,3-Dichloropropene	<0.000200	0.000200	0.00100		mg/L	1	10/27/10 03:29 PM
Cyclohexane	<0.00500	0.00500	0.0150	N	mg/L	1	10/27/10 03:29 PM
Dibromochloromethane	<0.000200	0.000200	0.00100		mg/L	1	10/27/10 03:29 PM
Dichlorodifluoromethane	<0.000200	0.000200	0.00100		mg/L	1	10/27/10 03:29 PM
Ethylbenzene	<0.000300	0.000300	0.00100		mg/L	1	10/27/10 03:29 PM
Isopropylbenzene	<0.000200	0.000200	0.00100		mg/L	1	10/27/10 03:29 PM
m,p-Xylene	<0.000600	0.000600	0.00200		mg/L	1	10/27/10 03:29 PM
Methyl Acetate	<0.00500	0.00500	0.0150		mg/L	1	10/27/10 03:29 PM
Methyl tert-butyl ether	<0.000300	0.000300	0.00100		mg/L	1	10/27/10 03:29 PM
Methylcyclohexane	<0.00500	0.00500	0.0150		mg/L	1	10/27/10 03:29 PM
Methylene chloride	<0.00250	0.00250	0.00250		mg/L	1	10/27/10 03:29 PM
o-Xylene	<0.000300	0.000300	0.00100		mg/L	1	10/27/10 03:29 PM
Styrene	<0.000200	0.000200	0.00100		mg/L	1	10/27/10 03:29 PM
Tetrachloroethene	<0.000600	0.000600	0.00200		mg/L	1	10/27/10 03:29 PM
Toluene	<0.000600	0.000600	0.00200		mg/L	1	10/27/10 03:29 PM

Qualifiers: See Final Page of Report for MQLs and MDLs

B	Analyte detected in the associated Method Blank	J	Analyte detected between SDL and RL
C	Sample Result or QC discussed in the Case Narrative	N	Parameter not NELAC certified
DF	Dilution Factor	ND	Not Detected at the SDL
E	TPH pattern not Gas or Diesel Range Pattern	RL	Reporting Limit (MQL adjusted for moisture and sample size)
		S	Spike Recovery outside control limits
		SDL	Sample Detection Limit

DHL Analytical

Date: 11/02/10

CLIENT:	Geo Strata Environmental Consultants	Client Sample ID:	Trip Blank
Project:	Hillcrest CEI	Lab ID:	1010173-01
Project No:	760-SL11	Collection Date:	10/22/10
Lab Order:	1010173	Matrix:	Trip Blank

Analyses	Result	SDL	RL	Qual	Units	DF	Date Analyzed
trans-1,2-Dichloroethene	<0.000200	0.000200	0.00100		mg/L	1	10/27/10 03:29 PM
trans-1,3-Dichloropropene	<0.000200	0.000200	0.00100		mg/L	1	10/27/10 03:29 PM
Trichloroethene	<0.000600	0.000600	0.00200		mg/L	1	10/27/10 03:29 PM
Trichlorofluoromethane	<0.000200	0.000200	0.00100		mg/L	1	10/27/10 03:29 PM
Vinyl chloride	<0.000100	0.000100	0.00100		mg/L	1	10/27/10 03:29 PM
Surr: 1,2-Dichloroethane-d4	95.6	0	72 - 119		%REC	1	10/27/10 03:29 PM
Surr: 4-Bromofluorobenzene	95.1	0	76 - 119		%REC	1	10/27/10 03:29 PM
Surr: Dibromofluoromethane	94.4	0	85 - 115		%REC	1	10/27/10 03:29 PM
Surr: Toluene-d8	100	0	81 - 120		%REC	1	10/27/10 03:29 PM

Qualifiers: See Final Page of Report for MQLs and MDLs

B	Analyte detected in the associated Method Blank	J	Analyte detected between SDL and RL
C	Sample Result or QC discussed in the Case Narrative	N	Parameter not NELAC certified
DF	Dilution Factor	ND	Not Detected at the SDL
E	TPH pattern not Gas or Diesel Range Pattern	RL	Reporting Limit (MQL adjusted for moisture and sample size)
		S	Spike Recovery outside control limits
		SDL	Sample Detection Limit

DHL Analytical

Date: 11/02/10

CLIENT:	Geo Strata Environmental Consultants	Client Sample ID:	SO-SB32-01
Project:	Hillcrest CEI	Lab ID:	1010173-02
Project No:	760-SL11	Collection Date:	10/22/10 08:34 AM
Lab Order:	1010173	Matrix:	Soil

Analyses	Result	SDL	RL	Qual	Units	DF	Date Analyzed
Tx1005 TPH Soil		TX1005					Analyst: AV
T/R Hydrocarbons: C6-C12	<9.04	9.04	25.8		mg/Kg-dry	1	10/25/10 05:34 PM
T/R Hydrocarbons: >C12-C28	<9.04	9.04	25.8		mg/Kg-dry	1	10/25/10 05:34 PM
T/R Hydrocarbons: >C28-C35	<9.04	9.04	25.8		mg/Kg-dry	1	10/25/10 05:34 PM
T/R Hydrocarbons: C6-C35	<9.04	9.04	25.8		mg/Kg-dry	1	10/25/10 05:34 PM
Surr: Isopropylbenzene	93.0	0	70 - 130		%REC	1	10/25/10 05:34 PM
Surr: Octacosane	104	0	70 - 130		%REC	1	10/25/10 05:34 PM
PAHs: GC/MS		SW8270C					Analyst: DO
Acenaphthene	<0.0258	0.0258	0.0644		mg/Kg-dry	1	10/28/10 06:27 PM
Acenaphthylene	<0.0129	0.0129	0.0644		mg/Kg-dry	1	10/28/10 06:27 PM
Anthracene	<0.0129	0.0129	0.0644		mg/Kg-dry	1	10/28/10 06:27 PM
Benzo[a]anthracene	<0.0258	0.0258	0.0644		mg/Kg-dry	1	10/28/10 06:27 PM
Benzo[a]pyrene	<0.0386	0.0386	0.0644		mg/Kg-dry	1	10/28/10 06:27 PM
Benzo[b]fluoranthene	<0.0258	0.0258	0.0644		mg/Kg-dry	1	10/28/10 06:27 PM
Benzo[g,h,i]perylene	<0.0258	0.0258	0.0644		mg/Kg-dry	1	10/28/10 06:27 PM
Benzo[k]fluoranthene	<0.0386	0.0386	0.0644		mg/Kg-dry	1	10/28/10 06:27 PM
Chrysene	<0.0258	0.0258	0.0644		mg/Kg-dry	1	10/28/10 06:27 PM
Dibenz[a,h]anthracene	<0.0258	0.0258	0.0644		mg/Kg-dry	1	10/28/10 06:27 PM
Fluoranthene	<0.0129	0.0129	0.0644		mg/Kg-dry	1	10/28/10 06:27 PM
Fluorene	<0.0129	0.0129	0.0644		mg/Kg-dry	1	10/28/10 06:27 PM
Indeno[1,2,3-cd]pyrene	<0.0129	0.0129	0.0644		mg/Kg-dry	1	10/28/10 06:27 PM
Naphthalene	<0.0129	0.0129	0.0644		mg/Kg-dry	1	10/28/10 06:27 PM
Phenanthrene	<0.0129	0.0129	0.0644		mg/Kg-dry	1	10/28/10 06:27 PM
Pyrene	<0.0258	0.0258	0.0644		mg/Kg-dry	1	10/28/10 06:27 PM
Surr: 2-Fluorobiphenyl	59.2	0	40 - 140		%REC	1	10/28/10 06:27 PM
Surr: 4-Terphenyl-d14	82.5	0	40 - 140		%REC	1	10/28/10 06:27 PM
Volatiles by 8260/5035 GC/MS		SW8260B					Analyst: AJR
1,1,1-Trichloroethane	<0.00117	0.00117	0.00585		mg/Kg-dry	1	10/25/10 01:23 PM
1,1,2,2-Tetrachloroethane	<0.00117	0.00117	0.00585		mg/Kg-dry	1	10/25/10 01:23 PM
1,1,2-Trichloroethane	<0.00117	0.00117	0.00585		mg/Kg-dry	1	10/25/10 01:23 PM
1,1,2-Trichlorotrifluoroethane	<0.00585	0.00585	0.0175		mg/Kg-dry	1	10/25/10 01:23 PM
1,1-Dichloroethane	<0.00117	0.00117	0.00585		mg/Kg-dry	1	10/25/10 01:23 PM
1,1-Dichloroethene	<0.00117	0.00117	0.00585		mg/Kg-dry	1	10/25/10 01:23 PM
1,2,4-Trichlorobenzene	<0.00117	0.00117	0.00585		mg/Kg-dry	1	10/25/10 01:23 PM
1,2-Dibromo-3-chloropropane	<0.00117	0.00117	0.00585		mg/Kg-dry	1	10/25/10 01:23 PM
1,2-Dibromoethane	<0.00117	0.00117	0.00585		mg/Kg-dry	1	10/25/10 01:23 PM
1,2-Dichlorobenzene	<0.00117	0.00117	0.00585		mg/Kg-dry	1	10/25/10 01:23 PM
1,2-Dichloroethane	<0.00117	0.00117	0.00585		mg/Kg-dry	1	10/25/10 01:23 PM
1,2-Dichloropropane	<0.00117	0.00117	0.00585		mg/Kg-dry	1	10/25/10 01:23 PM
1,3-Dichlorobenzene	<0.00117	0.00117	0.00585		mg/Kg-dry	1	10/25/10 01:23 PM
1,4-Dichlorobenzene	<0.00117	0.00117	0.00585		mg/Kg-dry	1	10/25/10 01:23 PM
2-Butanone	<0.00585	0.00585	0.0175		mg/Kg-dry	1	10/25/10 01:23 PM
2-Hexanone	<0.00585	0.00585	0.0175		mg/Kg-dry	1	10/25/10 01:23 PM
4-Methyl-2-pentanone	<0.00585	0.00585	0.0175		mg/Kg-dry	1	10/25/10 01:23 PM
Acetone	<0.0175	0.0175	0.0585		mg/Kg-dry	1	10/25/10 01:23 PM

Qualifiers:

	See Final Page of Report for MQLs and MDLs	J	Analyte detected between SDL and RL
B	Analyte detected in the associated Method Blank	N	Parameter not NELAC certified
C	Sample Result or QC discussed in the Case Narrative	ND	Not Detected at the SDL
DF	Dilution Factor	RL	Reporting Limit (MQL adjusted for moisture and sample size)
E	TPH pattern not Gas or Diesel Range Pattern	S	Spike Recovery outside control limits
		SDL	Sample Detection Limit

CLIENT: Geo Strata Environmental Consultants
Project: Hillcrest CEI
Project No: 760-SL11
Lab Order: 1010173

Client Sample ID: SO-SB32-01
Lab ID: 1010173-02
Collection Date: 10/22/10 08:34 AM
Matrix: Soil

Analyses	Result	SDL	RL	Qual	Units	DF	Date Analyzed
Benzene	<0.00117	0.00117	0.00585		mg/Kg-dry	1	10/25/10 01:23 PM
Bromodichloromethane	<0.00117	0.00117	0.00585		mg/Kg-dry	1	10/25/10 01:23 PM
Bromoform	<0.00117	0.00117	0.00585		mg/Kg-dry	1	10/25/10 01:23 PM
Bromomethane	<0.00117	0.00117	0.00585		mg/Kg-dry	1	10/25/10 01:23 PM
Carbon disulfide	<0.00117	0.00117	0.00585		mg/Kg-dry	1	10/25/10 01:23 PM
Carbon tetrachloride	<0.00117	0.00117	0.00585		mg/Kg-dry	1	10/25/10 01:23 PM
Chlorobenzene	<0.00117	0.00117	0.00585		mg/Kg-dry	1	10/25/10 01:23 PM
Chloroethane	<0.00117	0.00117	0.00585		mg/Kg-dry	1	10/25/10 01:23 PM
Chloroform	<0.00117	0.00117	0.00585		mg/Kg-dry	1	10/25/10 01:23 PM
Chloromethane	<0.00117	0.00117	0.00585		mg/Kg-dry	1	10/25/10 01:23 PM
cis-1,2-Dichloroethene	<0.00117	0.00117	0.00585		mg/Kg-dry	1	10/25/10 01:23 PM
cis-1,3-Dichloropropene	<0.00117	0.00117	0.00585		mg/Kg-dry	1	10/25/10 01:23 PM
Cyclohexane	<0.00585	0.00585	0.0175	N	mg/Kg-dry	1	10/25/10 01:23 PM
Dibromochloromethane	<0.00117	0.00117	0.00585		mg/Kg-dry	1	10/25/10 01:23 PM
Dichlorodifluoromethane	<0.00117	0.00117	0.00585		mg/Kg-dry	1	10/25/10 01:23 PM
Ethylbenzene	<0.00117	0.00117	0.00585		mg/Kg-dry	1	10/25/10 01:23 PM
Isopropylbenzene	<0.00117	0.00117	0.00585		mg/Kg-dry	1	10/25/10 01:23 PM
m,p-Xylene	<0.00117	0.00117	0.00585		mg/Kg-dry	1	10/25/10 01:23 PM
Methyl Acetate	<0.00585	0.00585	0.0175		mg/Kg-dry	1	10/25/10 01:23 PM
Methyl tert-butyl ether	<0.00117	0.00117	0.00585		mg/Kg-dry	1	10/25/10 01:23 PM
Methylcyclohexane	<0.00585	0.00585	0.0175		mg/Kg-dry	1	10/25/10 01:23 PM
Methylene chloride	<0.00585	0.00585	0.00585		mg/Kg-dry	1	10/25/10 01:23 PM
o-Xylene	<0.00117	0.00117	0.00585		mg/Kg-dry	1	10/25/10 01:23 PM
Styrene	<0.00117	0.00117	0.00585		mg/Kg-dry	1	10/25/10 01:23 PM
Tetrachloroethene	<0.00117	0.00117	0.00585		mg/Kg-dry	1	10/25/10 01:23 PM
Toluene	<0.00117	0.00117	0.00585		mg/Kg-dry	1	10/25/10 01:23 PM
trans-1,2-Dichloroethene	<0.00117	0.00117	0.00585		mg/Kg-dry	1	10/25/10 01:23 PM
trans-1,3-Dichloropropene	<0.00117	0.00117	0.00585		mg/Kg-dry	1	10/25/10 01:23 PM
Trichloroethene	<0.00117	0.00117	0.00585		mg/Kg-dry	1	10/25/10 01:23 PM
Trichlorofluoromethane	<0.00585	0.00585	0.0175		mg/Kg-dry	1	10/25/10 01:23 PM
Vinyl chloride	<0.00117	0.00117	0.00585		mg/Kg-dry	1	10/25/10 01:23 PM
Surr: 1,2-Dichloroethane-d4	116	0	52 - 149		%REC	1	10/25/10 01:23 PM
Surr: 4-Bromofluorobenzene	97.9	0	84 - 118		%REC	1	10/25/10 01:23 PM
Surr: Dibromofluoromethane	96.4	0	65 - 135		%REC	1	10/25/10 01:23 PM
Surr: Toluene-d8	97.5	0	84 - 116		%REC	1	10/25/10 01:23 PM
Percent Moisture		**D2216**					**Analyst: AA**
Percent Moisture	22.8	0	0		WT%	1	11/01/10 10:20 AM

Qualifiers: See Final Page of Report for MQLs and MDLs

B	Analyte detected in the associated Method Blank	J	Analyte detected between SDL and RL
C	Sample Result or QC discussed in the Case Narrative	N	Parameter not NELAC certified
DF	Dilution Factor	ND	Not Detected at the SDL
E	TPH pattern not Gas or Diesel Range Pattern	RL	Reporting Limit (MQL adjusted for moisture and sample size)
		S	Spike Recovery outside control limits
		SDL	Sample Detection Limit

DHL Analytical

Date: 11/02/10

CLIENT:	Geo Strata Environmental Consultants	Client Sample ID:	SO-SB5-01
Project:	Hillcrest CEI	Lab ID:	1010173-03
Project No:	760-SL11	Collection Date:	10/22/10 09:25 AM
Lab Order:	1010173	Matrix:	Soil

Analyses	Result	SDL	RL	Qual	Units	DF	Date Analyzed
Tx1005 TPH Soil		TX1005					Analyst: AV
T/R Hydrocarbons: C6-C12	<10.1	10.1	28.9		mg/Kg-dry	1	10/25/10 05:43 PM
T/R Hydrocarbons: >C12-C28	<10.1	10.1	28.9		mg/Kg-dry	1	10/25/10 05:43 PM
T/R Hydrocarbons: >C28-C35	<10.1	10.1	28.9		mg/Kg-dry	1	10/25/10 05:43 PM
T/R Hydrocarbons: C6-C35	<10.1	10.1	28.9		mg/Kg-dry	1	10/25/10 05:43 PM
Surr: Isopropylbenzene	92.7	0	70 - 130		%REC	1	10/25/10 05:43 PM
Surr: Octacosane	101	0	70 - 130		%REC	1	10/25/10 05:43 PM
PAHs: GC/MS		SW8270C					Analyst: DO
Acenaphthene	0.145	0.0234	0.0585		mg/Kg-dry	1	10/28/10 06:58 PM
Acenaphthylene	<0.0117	0.0117	0.0585		mg/Kg-dry	1	10/28/10 06:58 PM
Anthracene	0.0132	0.0117	0.0585	J	mg/Kg-dry	1	10/28/10 06:58 PM
Benzo[a]anthracene	<0.0234	0.0234	0.0585		mg/Kg-dry	1	10/28/10 06:58 PM
Benzo[a]pyrene	<0.0351	0.0351	0.0585		mg/Kg-dry	1	10/28/10 06:58 PM
Benzo[b]fluoranthene	<0.0234	0.0234	0.0585		mg/Kg-dry	1	10/28/10 06:58 PM
Benzo[g,h,i]perylene	<0.0234	0.0234	0.0585		mg/Kg-dry	1	10/28/10 06:58 PM
Benzo[k]fluoranthene	<0.0351	0.0351	0.0585		mg/Kg-dry	1	10/28/10 06:58 PM
Chrysene	<0.0234	0.0234	0.0585		mg/Kg-dry	1	10/28/10 06:58 PM
Dibenz[a,h]anthracene	<0.0234	0.0234	0.0585		mg/Kg-dry	1	10/28/10 06:58 PM
Fluoranthene	0.0129	0.0117	0.0585	J	mg/Kg-dry	1	10/28/10 06:58 PM
Fluorene	0.0758	0.0117	0.0585		mg/Kg-dry	1	10/28/10 06:58 PM
Indeno[1,2,3-cd]pyrene	<0.0117	0.0117	0.0585		mg/Kg-dry	1	10/28/10 06:58 PM
Naphthalene	0.273	0.0117	0.0585		mg/Kg-dry	1	10/28/10 06:58 PM
Phenanthrene	0.104	0.0117	0.0585		mg/Kg-dry	1	10/28/10 06:58 PM
Pyrene	<0.0234	0.0234	0.0585		mg/Kg-dry	1	10/28/10 06:58 PM
Surr: 2-Fluorobiphenyl	59.3	0	40 - 140		%REC	1	10/28/10 06:58 PM
Surr: 4-Terphenyl-d14	78.2	0	40 - 140		%REC	1	10/28/10 06:58 PM
Volatiles by 8260/5035 GC/MS		SW8260B					Analyst: AJR
1,1,1-Trichloroethane	<0.00104	0.00104	0.00518		mg/Kg-dry	1	10/27/10 12:08 AM
1,1,2,2-Tetrachloroethane	<0.00104	0.00104	0.00518		mg/Kg-dry	1	10/27/10 12:08 AM
1,1,2-Trichloroethane	<0.00104	0.00104	0.00518		mg/Kg-dry	1	10/27/10 12:08 AM
1,1,2-Trichlorotrifluoroethane	<0.00518	0.00518	0.0155		mg/Kg-dry	1	10/27/10 12:08 AM
1,1-Dichloroethane	<0.00104	0.00104	0.00518		mg/Kg-dry	1	10/27/10 12:08 AM
1,1-Dichloroethene	<0.00104	0.00104	0.00518		mg/Kg-dry	1	10/27/10 12:08 AM
1,2,4-Trichlorobenzene	<0.00104	0.00104	0.00518		mg/Kg-dry	1	10/27/10 12:08 AM
1,2-Dibromo-3-chloropropane	<0.00104	0.00104	0.00518		mg/Kg-dry	1	10/27/10 12:08 AM
1,2-Dibromoethane	<0.00104	0.00104	0.00518		mg/Kg-dry	1	10/27/10 12:08 AM
1,2-Dichlorobenzene	<0.00104	0.00104	0.00518		mg/Kg-dry	1	10/27/10 12:08 AM
1,2-Dichloroethane	<0.00104	0.00104	0.00518		mg/Kg-dry	1	10/27/10 12:08 AM
1,2-Dichloropropane	<0.00104	0.00104	0.00518		mg/Kg-dry	1	10/27/10 12:08 AM
1,3-Dichlorobenzene	<0.00104	0.00104	0.00518		mg/Kg-dry	1	10/27/10 12:08 AM
1,4-Dichlorobenzene	<0.00104	0.00104	0.00518		mg/Kg-dry	1	10/27/10 12:08 AM
2-Butanone	<0.00518	0.00518	0.0155		mg/Kg-dry	1	10/27/10 12:08 AM
2-Hexanone	<0.00518	0.00518	0.0155		mg/Kg-dry	1	10/27/10 12:08 AM
4-Methyl-2-pentanone	<0.00518	0.00518	0.0155		mg/Kg-dry	1	10/27/10 12:08 AM
Acetone	<0.0155	0.0155	0.0518		mg/Kg-dry	1	10/27/10 12:08 AM

Qualifiers:

	See Final Page of Report for MQLs and MDLs	J	Analyte detected between SDL and RL
B	Analyte detected in the associated Method Blank	N	Parameter not NELAC certified
C	Sample Result or QC discussed in the Case Narrative	ND	Not Detected at the SDL
DF	Dilution Factor	RL	Reporting Limit (MQL adjusted for moisture and sample size)
E	TPH pattern not Gas or Diesel Range Pattern	S	Spike Recovery outside control limits
		SDL	Sample Detection Limit

DHL Analytical

Date: 11/02/10

CLIENT:	Geo Strata Environmental Consultants	Client Sample ID:	SO-SB5-01
Project:	Hillcrest CEI	Lab ID:	1010173-03
Project No:	760-SL11	Collection Date:	10/22/10 09:25 AM
Lab Order:	1010173	Matrix:	Soil

Analyses	Result	SDL	RL	Qual	Units	DF	Date Analyzed
Benzene	0.00110	0.00104	0.00518		mg/Kg-dry	1	10/27/10 12:08 AM
Bromodichloromethane	<0.00104	0.00104	0.00518		mg/Kg-dry	1	10/27/10 12:08 AM
Bromoform	<0.00104	0.00104	0.00518		mg/Kg-dry	1	10/27/10 12:08 AM
Bromomethane	<0.00104	0.00104	0.00518		mg/Kg-dry	1	10/27/10 12:08 AM
Carbon disulfide	0.00284	0.00104	0.00518		mg/Kg-dry	1	10/27/10 12:08 AM
Carbon tetrachloride	<0.00104	0.00104	0.00518		mg/Kg-dry	1	10/27/10 12:08 AM
Chlorobenzene	<0.00104	0.00104	0.00518		mg/Kg-dry	1	10/27/10 12:08 AM
Chloroethane	<0.00104	0.00104	0.00518		mg/Kg-dry	1	10/27/10 12:08 AM
Chloroform	<0.00104	0.00104	0.00518		mg/Kg-dry	1	10/27/10 12:08 AM
Chloromethane	<0.00104	0.00104	0.00518		mg/Kg-dry	1	10/27/10 12:08 AM
cis-1,2-Dichloroethene	<0.00104	0.00104	0.00518		mg/Kg-dry	1	10/27/10 12:08 AM
cis-1,3-Dichloropropene	<0.00104	0.00104	0.00518		mg/Kg-dry	1	10/27/10 12:08 AM
Cyclohexane	<0.00518	0.00518	0.0155	N	mg/Kg-dry	1	10/27/10 12:08 AM
Dibromochloromethane	<0.00104	0.00104	0.00518		mg/Kg-dry	1	10/27/10 12:08 AM
Dichlorodifluoromethane	<0.00104	0.00104	0.00518		mg/Kg-dry	1	10/27/10 12:08 AM
Ethylbenzene	0.433	0.00104	0.00518		mg/Kg-dry	1	10/27/10 12:08 AM
Isopropylbenzene	0.329	0.0609	0.305		mg/Kg-dry	50	10/29/10 05:14 PM
m,p-Xylene	<0.00104	0.00104	0.00518		mg/Kg-dry	1	10/27/10 12:08 AM
Methyl Acetate	<0.00518	0.00518	0.0155		mg/Kg-dry	1	10/27/10 12:08 AM
Methyl tert-butyl ether	<0.00104	0.00104	0.00518		mg/Kg-dry	1	10/27/10 12:08 AM
Methylcyclohexane	2.30	0.305	0.914		mg/Kg-dry	50	10/29/10 05:14 PM
Methylene chloride	<0.00518	0.00518	0.00518		mg/Kg-dry	1	10/27/10 12:08 AM
o-Xylene	<0.00104	0.00104	0.00518		mg/Kg-dry	1	10/27/10 12:08 AM
Styrene	<0.00104	0.00104	0.00518		mg/Kg-dry	1	10/27/10 12:08 AM
Tetrachloroethene	<0.00104	0.00104	0.00518		mg/Kg-dry	1	10/27/10 12:08 AM
Toluene	<0.00104	0.00104	0.00518		mg/Kg-dry	1	10/27/10 12:08 AM
trans-1,2-Dichloroethene	<0.00104	0.00104	0.00518		mg/Kg-dry	1	10/27/10 12:08 AM
trans-1,3-Dichloropropene	<0.00104	0.00104	0.00518		mg/Kg-dry	1	10/27/10 12:08 AM
Trichloroethene	<0.00104	0.00104	0.00518		mg/Kg-dry	1	10/27/10 12:08 AM
Trichlorofluoromethane	<0.00518	0.00518	0.0155		mg/Kg-dry	1	10/27/10 12:08 AM
Vinyl chloride	<0.00104	0.00104	0.00518		mg/Kg-dry	1	10/27/10 12:08 AM
Surr: 1,2-Dichloroethane-d4	85.1	0	52 - 149		%REC	1	10/27/10 12:08 AM
Surr: 4-Bromofluorobenzene	422	0	84 - 118	S	%REC	1	10/27/10 12:08 AM
Surr: Dibromofluoromethane	71.6	0	65 - 135		%REC	1	10/27/10 12:08 AM
Surr: Toluene-d8	150	0	84 - 116	S	%REC	1	10/27/10 12:08 AM
Percent Moisture		**D2216**					**Analyst: AA**
Percent Moisture	17.9	0	0		WT%	1	11/01/10 10:20 AM

Qualifiers: See Final Page of Report for MQLs and MDLs

B	Analyte detected in the associated Method Blank	J	Analyte detected between SDL and RL
C	Sample Result or QC discussed in the Case Narrative	N	Parameter not NELAC certified
DF	Dilution Factor	ND	Not Detected at the SDL
E	TPH pattern not Gas or Diesel Range Pattern	RL	Reporting Limit (MQL adjusted for moisture and sample size)
		S	Spike Recovery outside control limits
		SDL	Sample Detection Limit

DHL Analytical

Date: 11/02/10

CLIENT:	Geo Strata Environmental Consultants	Client Sample ID:	SO-SB5-02
Project:	Hillcrest CEI	Lab ID:	1010173-04
Project No:	760-SL11	Collection Date:	10/22/10 09:30 AM
Lab Order:	1010173	Matrix:	Soil

Analyses	Result	SDL	RL	Qual	Units	DF	Date Analyzed
Tx1005 TPH Soil		TX1005					Analyst: AV
T/R Hydrocarbons: C6-C12	5440	45.7	131		mg/Kg-dry	5	10/26/10 09:17 AM
T/R Hydrocarbons: >C12-C28	1130	45.7	131		mg/Kg-dry	5	10/26/10 09:17 AM
T/R Hydrocarbons: >C28-C35	<45.7	45.7	131		mg/Kg-dry	5	10/26/10 09:17 AM
T/R Hydrocarbons: C6-C35	6570	45.7	131		mg/Kg-dry	5	10/26/10 09:17 AM
Surr: Isopropylbenzene	461	0	70 - 130	S	%REC	5	10/26/10 09:17 AM
Surr: Octacosane	98.9	0	70 - 130		%REC	5	10/26/10 09:17 AM
PAHs: GC/MS		SW8270C					Analyst: DO
Acenaphthene	0.129	0.0231	0.0578		mg/Kg-dry	1	10/28/10 07:28 PM
Acenaphthylene	<0.0116	0.0116	0.0578		mg/Kg-dry	1	10/28/10 07:28 PM
Anthracene	0.0482	0.0116	0.0578	J	mg/Kg-dry	1	10/28/10 07:28 PM
Benzo[a]anthracene	0.0354	0.0231	0.0578	J	mg/Kg-dry	1	10/28/10 07:28 PM
Benzo[a]pyrene	<0.0347	0.0347	0.0578		mg/Kg-dry	1	10/28/10 07:28 PM
Benzo[b]fluoranthene	<0.0231	0.0231	0.0578		mg/Kg-dry	1	10/28/10 07:28 PM
Benzo[g,h,i]perylene	<0.0231	0.0231	0.0578		mg/Kg-dry	1	10/28/10 07:28 PM
Benzo[k]fluoranthene	<0.0347	0.0347	0.0578		mg/Kg-dry	1	10/28/10 07:28 PM
Chrysene	<0.0231	0.0231	0.0578		mg/Kg-dry	1	10/28/10 07:28 PM
Dibenz[a,h]anthracene	<0.0231	0.0231	0.0578		mg/Kg-dry	1	10/28/10 07:28 PM
Fluoranthene	0.112	0.0116	0.0578		mg/Kg-dry	1	10/28/10 07:28 PM
Fluorene	0.182	0.0116	0.0578		mg/Kg-dry	1	10/28/10 07:28 PM
Indeno[1,2,3-cd]pyrene	<0.0116	0.0116	0.0578		mg/Kg-dry	1	10/28/10 07:28 PM
Naphthalene	1.50	0.0116	0.0578		mg/Kg-dry	1	10/28/10 07:28 PM
Phenanthrene	0.334	0.0116	0.0578		mg/Kg-dry	1	10/28/10 07:28 PM
Pyrene	0.0878	0.0231	0.0578		mg/Kg-dry	1	10/28/10 07:28 PM
Surr: 2-Fluorobiphenyl	60.6	0	40 - 140		%REC	1	10/28/10 07:28 PM
Surr: 4-Terphenyl-d14	79.9	0	40 - 140		%REC	1	10/28/10 07:28 PM
Volatiles by 8260/5035 GC/MS		SW8260B					Analyst: AJR
1,1,1-Trichloroethane	<0.0551	0.0551	0.275		mg/Kg-dry	50	10/27/10 03:13 PM
1,1,2,2-Tetrachloroethane	<0.0551	0.0551	0.275		mg/Kg-dry	50	10/27/10 03:13 PM
1,1,2-Trichloroethane	<0.0551	0.0551	0.275		mg/Kg-dry	50	10/27/10 03:13 PM
1,1,2-Trichlorotrifluoroethane	<0.275	0.275	0.826		mg/Kg-dry	50	10/27/10 03:13 PM
1,1-Dichloroethane	<0.0551	0.0551	0.275		mg/Kg-dry	50	10/27/10 03:13 PM
1,1-Dichloroethene	<0.0551	0.0551	0.275		mg/Kg-dry	50	10/27/10 03:13 PM
1,2,4-Trichlorobenzene	<0.0551	0.0551	0.275		mg/Kg-dry	50	10/27/10 03:13 PM
1,2-Dibromo-3-chloropropane	<0.0551	0.0551	0.275		mg/Kg-dry	50	10/27/10 03:13 PM
1,2-Dibromoethane	<0.0551	0.0551	0.275		mg/Kg-dry	50	10/27/10 03:13 PM
1,2-Dichlorobenzene	<0.0551	0.0551	0.275		mg/Kg-dry	50	10/27/10 03:13 PM
1,2-Dichloroethane	<0.0551	0.0551	0.275		mg/Kg-dry	50	10/27/10 03:13 PM
1,2-Dichloropropane	<0.0551	0.0551	0.275		mg/Kg-dry	50	10/27/10 03:13 PM
1,3-Dichlorobenzene	<0.0551	0.0551	0.275		mg/Kg-dry	50	10/27/10 03:13 PM
1,4-Dichlorobenzene	<0.0551	0.0551	0.275		mg/Kg-dry	50	10/27/10 03:13 PM
2-Butanone	<0.275	0.275	0.826		mg/Kg-dry	50	10/27/10 03:13 PM
2-Hexanone	<0.275	0.275	0.826		mg/Kg-dry	50	10/27/10 03:13 PM
4-Methyl-2-pentanone	<0.275	0.275	0.826		mg/Kg-dry	50	10/27/10 03:13 PM
Acetone	<0.826	0.826	2.75		mg/Kg-dry	50	10/27/10 03:13 PM

Qualifiers: See Final Page of Report for MQLs and MDLs

B	Analyte detected in the associated Method Blank	J	Analyte detected between SDL and RL
C	Sample Result or QC discussed in the Case Narrative	N	Parameter not NELAC certified
DF	Dilution Factor	ND	Not Detected at the SDL
E	TPH pattern not Gas or Diesel Range Pattern	RL	Reporting Limit (MQL adjusted for moisture and sample size)
		S	Spike Recovery outside control limits
		SDL	Sample Detection Limit

DHL Analytical

Date: 11/02/10

CLIENT:	Geo Strata Environmental Consultants	Client Sample ID:	SO-SB5-02
Project:	Hillcrest CEI	Lab ID:	1010173-04
Project No:	760-SL11	Collection Date:	10/22/10 09:30 AM
Lab Order:	1010173	Matrix:	Soil

Analyses	Result	SDL	RL	Qual	Units	DF	Date Analyzed
Benzene	<0.0551	0.0551	0.275		mg/Kg-dry	50	10/27/10 03:13 PM
Bromodichloromethane	<0.0551	0.0551	0.275		mg/Kg-dry	50	10/27/10 03:13 PM
Bromoform	<0.0551	0.0551	0.275		mg/Kg-dry	50	10/27/10 03:13 PM
Bromomethane	<0.0551	0.0551	0.275		mg/Kg-dry	50	10/27/10 03:13 PM
Carbon disulfide	<0.0551	0.0551	0.275		mg/Kg-dry	50	10/27/10 03:13 PM
Carbon tetrachloride	<0.0551	0.0551	0.275		mg/Kg-dry	50	10/27/10 03:13 PM
Chlorobenzene	<0.0551	0.0551	0.275		mg/Kg-dry	50	10/27/10 03:13 PM
Chloroethane	<0.0551	0.0551	0.275		mg/Kg-dry	50	10/27/10 03:13 PM
Chloroform	<0.0551	0.0551	0.275		mg/Kg-dry	50	10/27/10 03:13 PM
Chloromethane	<0.0551	0.0551	0.275		mg/Kg-dry	50	10/27/10 03:13 PM
cis-1,2-Dichloroethene	<0.0551	0.0551	0.275		mg/Kg-dry	50	10/27/10 03:13 PM
cis-1,3-Dichloropropene	<0.0551	0.0551	0.275		mg/Kg-dry	50	10/27/10 03:13 PM
Cyclohexane	1.36	0.275	0.826	N	mg/Kg-dry	50	10/27/10 03:13 PM
Dibromochloromethane	<0.0551	0.0551	0.275		mg/Kg-dry	50	10/27/10 03:13 PM
Dichlorodifluoromethane	<0.0551	0.0551	0.275		mg/Kg-dry	50	10/27/10 03:13 PM
Ethylbenzene	0.661	0.0551	0.275		mg/Kg-dry	50	10/27/10 03:13 PM
Isopropylbenzene	9.09	0.0551	0.275		mg/Kg-dry	50	10/27/10 03:13 PM
m,p-Xylene	<0.0551	0.0551	0.275		mg/Kg-dry	50	10/27/10 03:13 PM
Methyl Acetate	<0.275	0.275	0.826		mg/Kg-dry	50	10/27/10 03:13 PM
Methyl tert-butyl ether	<0.0551	0.0551	0.275		mg/Kg-dry	50	10/27/10 03:13 PM
Methylcyclohexane	367	31.5	94.5		mg/Kg-dry	5000	10/26/10 10:28 PM
Methylene chloride	<0.275	0.275	0.275		mg/Kg-dry	50	10/27/10 03:13 PM
o-Xylene	<0.0551	0.0551	0.275		mg/Kg-dry	50	10/27/10 03:13 PM
Styrene	<0.0551	0.0551	0.275		mg/Kg-dry	50	10/27/10 03:13 PM
Tetrachloroethene	<0.0551	0.0551	0.275		mg/Kg-dry	50	10/27/10 03:13 PM
Toluene	<0.0551	0.0551	0.275		mg/Kg-dry	50	10/27/10 03:13 PM
trans-1,2-Dichloroethene	<0.0551	0.0551	0.275		mg/Kg-dry	50	10/27/10 03:13 PM
trans-1,3-Dichloropropene	<0.0551	0.0551	0.275		mg/Kg-dry	50	10/27/10 03:13 PM
Trichloroethene	<0.0551	0.0551	0.275		mg/Kg-dry	50	10/27/10 03:13 PM
Trichlorofluoromethane	<0.275	0.275	0.826		mg/Kg-dry	50	10/27/10 03:13 PM
Vinyl chloride	<0.0551	0.0551	0.275		mg/Kg-dry	50	10/27/10 03:13 PM
Surr: 1,2-Dichloroethane-d4	75.0	0	52 - 149		%REC	50	10/27/10 03:13 PM
Surr: 1,2-Dichloroethane-d4	79.7	0	52 - 149		%REC	5000	10/26/10 10:28 PM
Surr: 4-Bromofluorobenzene	200	0	84 - 118	S	%REC	50	10/27/10 03:13 PM
Surr: 4-Bromofluorobenzene	93.2	0	84 - 118		%REC	5000	10/26/10 10:28 PM
Surr: Dibromofluoromethane	83.9	0	65 - 135		%REC	50	10/27/10 03:13 PM
Surr: Dibromofluoromethane	87.9	0	65 - 135		%REC	5000	10/26/10 10:28 PM
Surr: Toluene-d8	131	0	84 - 116	S	%REC	50	10/27/10 03:13 PM
Surr: Toluene-d8	97.7	0	84 - 116		%REC	5000	10/26/10 10:28 PM
Percent Moisture		**D2216**					**Analyst: AA**
Percent Moisture	20.6	0	0		WT%	1	11/01/10 10:20 AM

Qualifiers: See Final Page of Report for MQLs and MDLs

B	Analyte detected in the associated Method Blank	J	Analyte detected between SDL and RL
C	Sample Result or QC discussed in the Case Narrative	N	Parameter not NELAC certified
DF	Dilution Factor	ND	Not Detected at the SDL
E	TPH pattern not Gas or Diesel Range Pattern	RL	Reporting Limit (MQL adjusted for moisture and sample size)
		S	Spike Recovery outside control limits
		SDL	Sample Detection Limit

DHL Analytical

Date: 11/02/10

CLIENT:	Geo Strata Environmental Consultants	Client Sample ID:	SO-SB36-01
Project:	Hillcrest CEI	Lab ID:	1010173-05
Project No:	760-SL11	Collection Date:	10/22/10 11:20 AM
Lab Order:	1010173	Matrix:	Soil

Analyses	Result	SDL	RL	Qual	Units	DF	Date Analyzed
Tx1005 TPH Soil		TX1005					Analyst: AV
T/R Hydrocarbons: C6-C12	<9.39	9.39	26.8		mg/Kg-dry	1	10/25/10 06:10 PM
T/R Hydrocarbons: >C12-C28	<9.39	9.39	26.8		mg/Kg-dry	1	10/25/10 06:10 PM
T/R Hydrocarbons: >C28-C35	<9.39	9.39	26.8		mg/Kg-dry	1	10/25/10 06:10 PM
T/R Hydrocarbons: C6-C35	<9.39	9.39	26.8		mg/Kg-dry	1	10/25/10 06:10 PM
Surr: Isopropylbenzene	91.5	0	70 - 130		%REC	1	10/25/10 06:10 PM
Surr: Octacosane	99.3	0	70 - 130		%REC	1	10/25/10 06:10 PM
PAHs: GC/MS		SW8270C					Analyst: DO
Acenaphthene	<0.0246	0.0246	0.0615		mg/Kg-dry	1	10/28/10 07:59 PM
Acenaphthylene	<0.0123	0.0123	0.0615		mg/Kg-dry	1	10/28/10 07:59 PM
Anthracene	<0.0123	0.0123	0.0615		mg/Kg-dry	1	10/28/10 07:59 PM
Benzo[a]anthracene	<0.0246	0.0246	0.0615		mg/Kg-dry	1	10/28/10 07:59 PM
Benzo[a]pyrene	<0.0369	0.0369	0.0615		mg/Kg-dry	1	10/28/10 07:59 PM
Benzo[b]fluoranthene	<0.0246	0.0246	0.0615		mg/Kg-dry	1	10/28/10 07:59 PM
Benzo[g,h,i]perylene	<0.0246	0.0246	0.0615		mg/Kg-dry	1	10/28/10 07:59 PM
Benzo[k]fluoranthene	<0.0369	0.0369	0.0615		mg/Kg-dry	1	10/28/10 07:59 PM
Chrysene	<0.0246	0.0246	0.0615		mg/Kg-dry	1	10/28/10 07:59 PM
Dibenz[a,h]anthracene	<0.0246	0.0246	0.0615		mg/Kg-dry	1	10/28/10 07:59 PM
Fluoranthene	<0.0123	0.0123	0.0615		mg/Kg-dry	1	10/28/10 07:59 PM
Fluorene	<0.0123	0.0123	0.0615		mg/Kg-dry	1	10/28/10 07:59 PM
Indeno[1,2,3-cd]pyrene	<0.0123	0.0123	0.0615		mg/Kg-dry	1	10/28/10 07:59 PM
Naphthalene	<0.0123	0.0123	0.0615		mg/Kg-dry	1	10/28/10 07:59 PM
Phenanthrene	<0.0123	0.0123	0.0615		mg/Kg-dry	1	10/28/10 07:59 PM
Pyrene	<0.0246	0.0246	0.0615		mg/Kg-dry	1	10/28/10 07:59 PM
Surr: 2-Fluorobiphenyl	60.6	0	40 - 140		%REC	1	10/28/10 07:59 PM
Surr: 4-Terphenyl-d14	83.4	0	40 - 140		%REC	1	10/28/10 07:59 PM
Volatiles by 8260/5035 GC/MS		SW8260B					Analyst: AJR
1,1,1-Trichloroethane	<0.00113	0.00113	0.00563		mg/Kg-dry	1	10/25/10 01:55 PM
1,1,2,2-Tetrachloroethane	<0.00113	0.00113	0.00563		mg/Kg-dry	1	10/25/10 01:55 PM
1,1,2-Trichloroethane	<0.00113	0.00113	0.00563		mg/Kg-dry	1	10/25/10 01:55 PM
1,1,2-Trichlorotrifluoroethane	<0.00563	0.00563	0.0169		mg/Kg-dry	1	10/25/10 01:55 PM
1,1-Dichloroethane	<0.00113	0.00113	0.00563		mg/Kg-dry	1	10/25/10 01:55 PM
1,1-Dichloroethene	<0.00113	0.00113	0.00563		mg/Kg-dry	1	10/25/10 01:55 PM
1,2,4-Trichlorobenzene	<0.00113	0.00113	0.00563		mg/Kg-dry	1	10/25/10 01:55 PM
1,2-Dibromo-3-chloropropane	<0.00113	0.00113	0.00563		mg/Kg-dry	1	10/25/10 01:55 PM
1,2-Dibromoethane	<0.00113	0.00113	0.00563		mg/Kg-dry	1	10/25/10 01:55 PM
1,2-Dichlorobenzene	<0.00113	0.00113	0.00563		mg/Kg-dry	1	10/25/10 01:55 PM
1,2-Dichloroethane	<0.00113	0.00113	0.00563		mg/Kg-dry	1	10/25/10 01:55 PM
1,2-Dichloropropane	<0.00113	0.00113	0.00563		mg/Kg-dry	1	10/25/10 01:55 PM
1,3-Dichlorobenzene	<0.00113	0.00113	0.00563		mg/Kg-dry	1	10/25/10 01:55 PM
1,4-Dichlorobenzene	<0.00113	0.00113	0.00563		mg/Kg-dry	1	10/25/10 01:55 PM
2-Butanone	<0.00563	0.00563	0.0169		mg/Kg-dry	1	10/25/10 01:55 PM
2-Hexanone	<0.00563	0.00563	0.0169		mg/Kg-dry	1	10/25/10 01:55 PM
4-Methyl-2-pentanone	<0.00563	0.00563	0.0169		mg/Kg-dry	1	10/25/10 01:55 PM
Acetone	<0.0169	0.0169	0.0563		mg/Kg-dry	1	10/25/10 01:55 PM

Qualifiers:

	See Final Page of Report for MQLs and MDLs	J	Analyte detected between SDL and RL
B	Analyte detected in the associated Method Blank	N	Parameter not NELAC certified
C	Sample Result or QC discussed in the Case Narrative	ND	Not Detected at the SDL
DF	Dilution Factor	RL	Reporting Limit (MQL adjusted for moisture and sample size)
E	TPH pattern not Gas or Diesel Range Pattern	S	Spike Recovery outside control limits
		SDL	Sample Detection Limit

DHL Analytical

Date: 11/02/10

CLIENT:	Geo Strata Environmental Consultants	Client Sample ID:	SO-SB36-01
Project:	Hillcrest CEI	Lab ID:	1010173-05
Project No:	760-SL11	Collection Date:	10/22/10 11:20 AM
Lab Order:	1010173	Matrix:	Soil

Analyses	Result	SDL	RL	Qual	Units	DF	Date Analyzed
Benzene	<0.00113	0.00113	0.00563		mg/Kg-dry	1	10/25/10 01:55 PM
Bromodichloromethane	<0.00113	0.00113	0.00563		mg/Kg-dry	1	10/25/10 01:55 PM
Bromoform	<0.00113	0.00113	0.00563		mg/Kg-dry	1	10/25/10 01:55 PM
Bromomethane	<0.00113	0.00113	0.00563		mg/Kg-dry	1	10/25/10 01:55 PM
Carbon disulfide	<0.00113	0.00113	0.00563		mg/Kg-dry	1	10/25/10 01:55 PM
Carbon tetrachloride	<0.00113	0.00113	0.00563		mg/Kg-dry	1	10/25/10 01:55 PM
Chlorobenzene	<0.00113	0.00113	0.00563		mg/Kg-dry	1	10/25/10 01:55 PM
Chloroethane	<0.00113	0.00113	0.00563		mg/Kg-dry	1	10/25/10 01:55 PM
Chloroform	<0.00113	0.00113	0.00563		mg/Kg-dry	1	10/25/10 01:55 PM
Chloromethane	<0.00113	0.00113	0.00563		mg/Kg-dry	1	10/25/10 01:55 PM
cis-1,2-Dichloroethene	<0.00113	0.00113	0.00563		mg/Kg-dry	1	10/25/10 01:55 PM
cis-1,3-Dichloropropene	<0.00113	0.00113	0.00563		mg/Kg-dry	1	10/25/10 01:55 PM
Cyclohexane	<0.00563	0.00563	0.0169	N	mg/Kg-dry	1	10/25/10 01:55 PM
Dibromochloromethane	<0.00113	0.00113	0.00563		mg/Kg-dry	1	10/25/10 01:55 PM
Dichlorodifluoromethane	<0.00113	0.00113	0.00563		mg/Kg-dry	1	10/25/10 01:55 PM
Ethylbenzene	<0.00113	0.00113	0.00563		mg/Kg-dry	1	10/25/10 01:55 PM
Isopropylbenzene	<0.00113	0.00113	0.00563		mg/Kg-dry	1	10/25/10 01:55 PM
m,p-Xylene	<0.00113	0.00113	0.00563		mg/Kg-dry	1	10/25/10 01:55 PM
Methyl Acetate	<0.00563	0.00563	0.0169		mg/Kg-dry	1	10/25/10 01:55 PM
Methyl tert-butyl ether	<0.00113	0.00113	0.00563		mg/Kg-dry	1	10/25/10 01:55 PM
Methylcyclohexane	<0.00563	0.00563	0.0169		mg/Kg-dry	1	10/25/10 01:55 PM
Methylene chloride	<0.00563	0.00563	0.00563		mg/Kg-dry	1	10/25/10 01:55 PM
o-Xylene	<0.00113	0.00113	0.00563		mg/Kg-dry	1	10/25/10 01:55 PM
Styrene	<0.00113	0.00113	0.00563		mg/Kg-dry	1	10/25/10 01:55 PM
Tetrachloroethene	<0.00113	0.00113	0.00563		mg/Kg-dry	1	10/25/10 01:55 PM
Toluene	<0.00113	0.00113	0.00563		mg/Kg-dry	1	10/25/10 01:55 PM
trans-1,2-Dichloroethene	<0.00113	0.00113	0.00563		mg/Kg-dry	1	10/25/10 01:55 PM
trans-1,3-Dichloropropene	<0.00113	0.00113	0.00563		mg/Kg-dry	1	10/25/10 01:55 PM
Trichloroethene	<0.00113	0.00113	0.00563		mg/Kg-dry	1	10/25/10 01:55 PM
Trichlorofluoromethane	<0.00563	0.00563	0.0169		mg/Kg-dry	1	10/25/10 01:55 PM
Vinyl chloride	<0.00113	0.00113	0.00563		mg/Kg-dry	1	10/25/10 01:55 PM
Surr: 1,2-Dichloroethane-d4	113	0	52 - 149		%REC	1	10/25/10 01:55 PM
Surr: 4-Bromofluorobenzene	99.1	0	84 - 118		%REC	1	10/25/10 01:55 PM
Surr: Dibromofluoromethane	98.2	0	65 - 135		%REC	1	10/25/10 01:55 PM
Surr: Toluene-d8	96.6	0	84 - 116		%REC	1	10/25/10 01:55 PM
Percent Moisture		**D2216**					**Analyst: AA**
Percent Moisture	19.5	0	0		WT%	1	11/01/10 10:20 AM

Qualifiers:				
		See Final Page of Report for MQLs and MDLs	J	Analyte detected between SDL and RL
	B	Analyte detected in the associated Method Blank	N	Parameter not NELAC certified
	C	Sample Result or QC discussed in the Case Narrative	ND	Not Detected at the SDL
	DF	Dilution Factor	RL	Reporting Limit (MQL adjusted for moisture and sample size)
	E	TPH pattern not Gas or Diesel Range Pattern	S	Spike Recovery outside control limits
			SDL	Sample Detection Limit

DHL Analytical

Date: 11/02/10

CLIENT:	Geo Strata Environmental Consultants	Client Sample ID:	GW-FB-5
Project:	Hillcrest CEI	Lab ID:	1010173-06
Project No:	760-SL11	Collection Date:	10/22/10 12:30 PM
Lab Order:	1010173	Matrix:	Field Blank

Analyses	Result	SDL	RL	Qual	Units	DF	Date Analyzed
8260 Water Volatiles by GC/MS		SW8260B					Analyst: CZ
1,1,1-Trichloroethane	<0.000200	0.000200	0.00100		mg/L	1	10/27/10 03:55 PM
1,1,2,2-Tetrachloroethane	<0.000200	0.000200	0.00100		mg/L	1	10/27/10 03:55 PM
1,1,2-Trichloroethane	<0.000200	0.000200	0.00100		mg/L	1	10/27/10 03:55 PM
1,1,2-Trichlorotrifluoroethane	<0.00500	0.00500	0.0150		mg/L	1	10/27/10 03:55 PM
1,1-Dichloroethane	<0.000200	0.000200	0.00100		mg/L	1	10/27/10 03:55 PM
1,1-Dichloroethene	<0.000200	0.000200	0.00100		mg/L	1	10/27/10 03:55 PM
1,2,4-Trichlorobenzene	<0.00150	0.00150	0.00500		mg/L	1	10/27/10 03:55 PM
1,2-Dibromo-3-chloropropane	<0.00300	0.00300	0.0100		mg/L	1	10/27/10 03:55 PM
1,2-Dibromoethane	<0.000200	0.000200	0.00100		mg/L	1	10/27/10 03:55 PM
1,2-Dichlorobenzene	<0.000300	0.000300	0.00100		mg/L	1	10/27/10 03:55 PM
1,2-Dichloroethane	<0.000300	0.000300	0.00100		mg/L	1	10/27/10 03:55 PM
1,2-Dichloropropane	<0.000200	0.000200	0.00100		mg/L	1	10/27/10 03:55 PM
1,3-Dichlorobenzene	<0.000300	0.000300	0.00100		mg/L	1	10/27/10 03:55 PM
1,4-Dichlorobenzene	<0.000300	0.000300	0.00100		mg/L	1	10/27/10 03:55 PM
2-Butanone	<0.00500	0.00500	0.0150		mg/L	1	10/27/10 03:55 PM
2-Hexanone	<0.00500	0.00500	0.0150		mg/L	1	10/27/10 03:55 PM
4-Methyl-2-pentanone	<0.00500	0.00500	0.0150		mg/L	1	10/27/10 03:55 PM
Acetone	<0.00500	0.00500	0.0150		mg/L	1	10/27/10 03:55 PM
Benzene	<0.000200	0.000200	0.00100		mg/L	1	10/27/10 03:55 PM
Bromodichloromethane	<0.000200	0.000200	0.00100		mg/L	1	10/27/10 03:55 PM
Bromoform	<0.000200	0.000200	0.00100		mg/L	1	10/27/10 03:55 PM
Bromomethane	<0.000300	0.000300	0.00100		mg/L	1	10/27/10 03:55 PM
Carbon disulfide	<0.00500	0.00500	0.0150		mg/L	1	10/27/10 03:55 PM
Carbon tetrachloride	<0.000200	0.000200	0.00100		mg/L	1	10/27/10 03:55 PM
Chlorobenzene	<0.000200	0.000200	0.00100		mg/L	1	10/27/10 03:55 PM
Chloroethane	<0.000300	0.000300	0.00100		mg/L	1	10/27/10 03:55 PM
Chloroform	<0.000300	0.000300	0.00100		mg/L	1	10/27/10 03:55 PM
Chloromethane	<0.000300	0.000300	0.00100		mg/L	1	10/27/10 03:55 PM
cis-1,2-Dichloroethene	<0.000200	0.000200	0.00100		mg/L	1	10/27/10 03:55 PM
cis-1,3-Dichloropropene	<0.000200	0.000200	0.00100		mg/L	1	10/27/10 03:55 PM
Cyclohexane	<0.00500	0.00500	0.0150	N	mg/L	1	10/27/10 03:55 PM
Dibromochloromethane	<0.000200	0.000200	0.00100		mg/L	1	10/27/10 03:55 PM
Dichlorodifluoromethane	<0.000200	0.000200	0.00100		mg/L	1	10/27/10 03:55 PM
Ethylbenzene	<0.000300	0.000300	0.00100		mg/L	1	10/27/10 03:55 PM
Isopropylbenzene	<0.000200	0.000200	0.00100		mg/L	1	10/27/10 03:55 PM
m,p-Xylene	<0.000600	0.000600	0.00200		mg/L	1	10/27/10 03:55 PM
Methyl Acetate	<0.00500	0.00500	0.0150		mg/L	1	10/27/10 03:55 PM
Methyl tert-butyl ether	<0.000300	0.000300	0.00100		mg/L	1	10/27/10 03:55 PM
Methylcyclohexane	<0.00500	0.00500	0.0150		mg/L	1	10/27/10 03:55 PM
Methylene chloride	<0.00250	0.00250	0.00250		mg/L	1	10/27/10 03:55 PM
o-Xylene	<0.000300	0.000300	0.00100		mg/L	1	10/27/10 03:55 PM
Styrene	<0.000200	0.000200	0.00100		mg/L	1	10/27/10 03:55 PM
Tetrachloroethene	<0.000600	0.000600	0.00200		mg/L	1	10/27/10 03:55 PM
Toluene	<0.000600	0.000600	0.00200		mg/L	1	10/27/10 03:55 PM

Qualifiers: See Final Page of Report for MQLs and MDLs

B	Analyte detected in the associated Method Blank	J	Analyte detected between SDL and RL
C	Sample Result or QC discussed in the Case Narrative	N	Parameter not NELAC certified
DF	Dilution Factor	ND	Not Detected at the SDL
E	TPH pattern not Gas or Diesel Range Pattern	RL	Reporting Limit (MQL adjusted for moisture and sample size)
		S	Spike Recovery outside control limits
		SDL	Sample Detection Limit

DHL Analytical

Date: 11/02/10

CLIENT:	Geo Strata Environmental Consultants	Client Sample ID:	GW-FB-5
Project:	Hillcrest CEI	Lab ID:	1010173-06
Project No:	760-SL11	Collection Date:	10/22/10 12:30 PM
Lab Order:	1010173	Matrix:	Field Blank

Analyses	Result	SDL	RL	Qual	Units	DF	Date Analyzed
trans-1,2-Dichloroethene	<0.000200	0.000200	0.00100		mg/L	1	10/27/10 03:55 PM
trans-1,3-Dichloropropene	<0.000200	0.000200	0.00100		mg/L	1	10/27/10 03:55 PM
Trichloroethene	<0.000600	0.000600	0.00200		mg/L	1	10/27/10 03:55 PM
Trichlorofluoromethane	<0.000200	0.000200	0.00100		mg/L	1	10/27/10 03:55 PM
Vinyl chloride	<0.000100	0.000100	0.00100		mg/L	1	10/27/10 03:55 PM
Surr: 1,2-Dichloroethane-d4	96.0	0	72 - 119		%REC	1	10/27/10 03:55 PM
Surr: 4-Bromofluorobenzene	94.2	0	76 - 119		%REC	1	10/27/10 03:55 PM
Surr: Dibromofluoromethane	94.9	0	85 - 115		%REC	1	10/27/10 03:55 PM
Surr: Toluene-d8	99.9	0	81 - 120		%REC	1	10/27/10 03:55 PM

Qualifiers:

	See Final Page of Report for MQLs and MDLs	J	Analyte detected between SDL and RL
B	Analyte detected in the associated Method Blank	N	Parameter not NELAC certified
C	Sample Result or QC discussed in the Case Narrative	ND	Not Detected at the SDL
DF	Dilution Factor	RL	Reporting Limit (MQL adjusted for moisture and sample size)
E	TPH pattern not Gas or Diesel Range Pattern	S	Spike Recovery outside control limits
		SDL	Sample Detection Limit

DHL Analytical

Date: 11/02/10

CLIENT:	Geo Strata Environmental Consultants	Client Sample ID:	SO-SB37-01
Project:	Hillcrest CEI	Lab ID:	1010173-07
Project No:	760-SL11	Collection Date:	10/22/10 01:45 PM
Lab Order:	1010173	Matrix:	Soil

Analyses	Result	SDL	RL	Qual	Units	DF	Date Analyzed
Tx1005 TPH Soil		TX1005					Analyst: AV
T/R Hydrocarbons: C6-C12	<8.39	8.39	24.0		mg/Kg-dry	1	10/25/10 06:19 PM
T/R Hydrocarbons: >C12-C28	<8.39	8.39	24.0		mg/Kg-dry	1	10/25/10 06:19 PM
T/R Hydrocarbons: >C28-C35	<8.39	8.39	24.0		mg/Kg-dry	1	10/25/10 06:19 PM
T/R Hydrocarbons: C6-C35	<8.39	8.39	24.0		mg/Kg-dry	1	10/25/10 06:19 PM
Surr: Isopropylbenzene	93.4	0	70 - 130		%REC	1	10/25/10 06:19 PM
Surr: Octacosane	101	0	70 - 130		%REC	1	10/25/10 06:19 PM
PAHs: GC/MS		SW8270C					Analyst: DO
Acenaphthene	<0.0232	0.0232	0.0579		mg/Kg-dry	1	10/28/10 08:30 PM
Acenaphthylene	<0.0116	0.0116	0.0579		mg/Kg-dry	1	10/28/10 08:30 PM
Anthracene	<0.0116	0.0116	0.0579		mg/Kg-dry	1	10/28/10 08:30 PM
Benzo[a]anthracene	<0.0232	0.0232	0.0579		mg/Kg-dry	1	10/28/10 08:30 PM
Benzo[a]pyrene	<0.0348	0.0348	0.0579		mg/Kg-dry	1	10/28/10 08:30 PM
Benzo[b]fluoranthene	<0.0232	0.0232	0.0579		mg/Kg-dry	1	10/28/10 08:30 PM
Benzo[g,h,i]perylene	<0.0232	0.0232	0.0579		mg/Kg-dry	1	10/28/10 08:30 PM
Benzo[k]fluoranthene	<0.0348	0.0348	0.0579		mg/Kg-dry	1	10/28/10 08:30 PM
Chrysene	<0.0232	0.0232	0.0579		mg/Kg-dry	1	10/28/10 08:30 PM
Dibenz[a,h]anthracene	<0.0232	0.0232	0.0579		mg/Kg-dry	1	10/28/10 08:30 PM
Fluoranthene	<0.0116	0.0116	0.0579		mg/Kg-dry	1	10/28/10 08:30 PM
Fluorene	<0.0116	0.0116	0.0579		mg/Kg-dry	1	10/28/10 08:30 PM
Indeno[1,2,3-cd]pyrene	<0.0116	0.0116	0.0579		mg/Kg-dry	1	10/28/10 08:30 PM
Naphthalene	<0.0116	0.0116	0.0579		mg/Kg-dry	1	10/28/10 08:30 PM
Phenanthrene	<0.0116	0.0116	0.0579		mg/Kg-dry	1	10/28/10 08:30 PM
Pyrene	<0.0232	0.0232	0.0579		mg/Kg-dry	1	10/28/10 08:30 PM
Surr: 2-Fluorobiphenyl	61.9	0	40 - 140		%REC	1	10/28/10 08:30 PM
Surr: 4-Terphenyl-d14	79.7	0	40 - 140		%REC	1	10/28/10 08:30 PM
Volatiles by 8260/5035 GC/MS		SW8260B					Analyst: AJR
1,1,1-Trichloroethane	<0.00109	0.00109	0.00546		mg/Kg-dry	1	10/25/10 02:28 PM
1,1,2,2-Tetrachloroethane	<0.00109	0.00109	0.00546		mg/Kg-dry	1	10/25/10 02:28 PM
1,1,2-Trichloroethane	<0.00109	0.00109	0.00546		mg/Kg-dry	1	10/25/10 02:28 PM
1,1,2-Trichlorotrifluoroethane	<0.00546	0.00546	0.0164		mg/Kg-dry	1	10/25/10 02:28 PM
1,1-Dichloroethane	<0.00109	0.00109	0.00546		mg/Kg-dry	1	10/25/10 02:28 PM
1,1-Dichloroethene	<0.00109	0.00109	0.00546		mg/Kg-dry	1	10/25/10 02:28 PM
1,2,4-Trichlorobenzene	<0.00109	0.00109	0.00546		mg/Kg-dry	1	10/25/10 02:28 PM
1,2-Dibromo-3-chloropropane	<0.00109	0.00109	0.00546		mg/Kg-dry	1	10/25/10 02:28 PM
1,2-Dibromoethane	<0.00109	0.00109	0.00546		mg/Kg-dry	1	10/25/10 02:28 PM
1,2-Dichlorobenzene	<0.00109	0.00109	0.00546		mg/Kg-dry	1	10/25/10 02:28 PM
1,2-Dichloroethane	<0.00109	0.00109	0.00546		mg/Kg-dry	1	10/25/10 02:28 PM
1,2-Dichloropropane	<0.00109	0.00109	0.00546		mg/Kg-dry	1	10/25/10 02:28 PM
1,3-Dichlorobenzene	<0.00109	0.00109	0.00546		mg/Kg-dry	1	10/25/10 02:28 PM
1,4-Dichlorobenzene	<0.00109	0.00109	0.00546		mg/Kg-dry	1	10/25/10 02:28 PM
2-Butanone	<0.00546	0.00546	0.0164		mg/Kg-dry	1	10/25/10 02:28 PM
2-Hexanone	<0.00546	0.00546	0.0164		mg/Kg-dry	1	10/25/10 02:28 PM
4-Methyl-2-pentanone	<0.00546	0.00546	0.0164		mg/Kg-dry	1	10/25/10 02:28 PM
Acetone	<0.0164	0.0164	0.0546		mg/Kg-dry	1	10/25/10 02:28 PM

Qualifiers:

	See Final Page of Report for MQLs and MDLs	J	Analyte detected between SDL and RL
B	Analyte detected in the associated Method Blank	N	Parameter not NELAC certified
C	Sample Result or QC discussed in the Case Narrative	ND	Not Detected at the SDL
DF	Dilution Factor	RL	Reporting Limit (MQL adjusted for moisture and sample size)
E	TPH pattern not Gas or Diesel Range Pattern	S	Spike Recovery outside control limits
		SDL	Sample Detection Limit

DHL Analytical

Date: 11/02/10

CLIENT:	Geo Strata Environmental Consultants	Client Sample ID:	SO-SB37-01
Project:	Hillcrest CEI	Lab ID:	1010173-07
Project No:	760-SL11	Collection Date:	10/22/10 01:45 PM
Lab Order:	1010173	Matrix:	Soil

Analyses	Result	SDL	RL	Qual	Units	DF	Date Analyzed
Benzene	<0.00109	0.00109	0.00546		mg/Kg-dry	1	10/25/10 02:28 PM
Bromodichloromethane	<0.00109	0.00109	0.00546		mg/Kg-dry	1	10/25/10 02:28 PM
Bromoform	<0.00109	0.00109	0.00546		mg/Kg-dry	1	10/25/10 02:28 PM
Bromomethane	<0.00109	0.00109	0.00546		mg/Kg-dry	1	10/25/10 02:28 PM
Carbon disulfide	<0.00109	0.00109	0.00546		mg/Kg-dry	1	10/25/10 02:28 PM
Carbon tetrachloride	<0.00109	0.00109	0.00546		mg/Kg-dry	1	10/25/10 02:28 PM
Chlorobenzene	<0.00109	0.00109	0.00546		mg/Kg-dry	1	10/25/10 02:28 PM
Chloroethane	<0.00109	0.00109	0.00546		mg/Kg-dry	1	10/25/10 02:28 PM
Chloroform	<0.00109	0.00109	0.00546		mg/Kg-dry	1	10/25/10 02:28 PM
Chloromethane	<0.00109	0.00109	0.00546		mg/Kg-dry	1	10/25/10 02:28 PM
cis-1,2-Dichloroethene	<0.00109	0.00109	0.00546		mg/Kg-dry	1	10/25/10 02:28 PM
cis-1,3-Dichloropropene	<0.00109	0.00109	0.00546		mg/Kg-dry	1	10/25/10 02:28 PM
Cyclohexane	<0.00546	0.00546	0.0164	N	mg/Kg-dry	1	10/25/10 02:28 PM
Dibromochloromethane	<0.00109	0.00109	0.00546		mg/Kg-dry	1	10/25/10 02:28 PM
Dichlorodifluoromethane	<0.00109	0.00109	0.00546		mg/Kg-dry	1	10/25/10 02:28 PM
Ethylbenzene	<0.00109	0.00109	0.00546		mg/Kg-dry	1	10/25/10 02:28 PM
Isopropylbenzene	<0.00109	0.00109	0.00546		mg/Kg-dry	1	10/25/10 02:28 PM
m,p-Xylene	<0.00109	0.00109	0.00546		mg/Kg-dry	1	10/25/10 02:28 PM
Methyl Acetate	<0.00546	0.00546	0.0164		mg/Kg-dry	1	10/25/10 02:28 PM
Methyl tert-butyl ether	<0.00109	0.00109	0.00546		mg/Kg-dry	1	10/25/10 02:28 PM
Methylcyclohexane	<0.00546	0.00546	0.0164		mg/Kg-dry	1	10/25/10 02:28 PM
Methylene chloride	<0.00546	0.00546	0.00546		mg/Kg-dry	1	10/25/10 02:28 PM
o-Xylene	<0.00109	0.00109	0.00546		mg/Kg-dry	1	10/25/10 02:28 PM
Styrene	<0.00109	0.00109	0.00546		mg/Kg-dry	1	10/25/10 02:28 PM
Tetrachloroethene	<0.00109	0.00109	0.00546		mg/Kg-dry	1	10/25/10 02:28 PM
Toluene	<0.00109	0.00109	0.00546		mg/Kg-dry	1	10/25/10 02:28 PM
trans-1,2-Dichloroethene	<0.00109	0.00109	0.00546		mg/Kg-dry	1	10/25/10 02:28 PM
trans-1,3-Dichloropropene	<0.00109	0.00109	0.00546		mg/Kg-dry	1	10/25/10 02:28 PM
Trichloroethene	<0.00109	0.00109	0.00546		mg/Kg-dry	1	10/25/10 02:28 PM
Trichlorofluoromethane	<0.00546	0.00546	0.0164		mg/Kg-dry	1	10/25/10 02:28 PM
Vinyl chloride	<0.00109	0.00109	0.00546		mg/Kg-dry	1	10/25/10 02:28 PM
Surr: 1,2-Dichloroethane-d4	103	0	52 - 149		%REC	1	10/25/10 02:28 PM
Surr: 4-Bromofluorobenzene	101	0	84 - 118		%REC	1	10/25/10 02:28 PM
Surr: Dibromofluoromethane	100	0	65 - 135		%REC	1	10/25/10 02:28 PM
Surr: Toluene-d8	97.3	0	84 - 116		%REC	1	10/25/10 02:28 PM
Percent Moisture		**D2216**					**Analyst: AA**
Percent Moisture	17.4	0	0		WT%	1	11/01/10 10:20 AM

Qualifiers:		See Final Page of Report for MQLs and MDLs	J	Analyte detected between SDL and RL
	B	Analyte detected in the associated Method Blank	N	Parameter not NELAC certified
	C	Sample Result or QC discussed in the Case Narrative	ND	Not Detected at the SDL
	DF	Dilution Factor	RL	Reporting Limit (MQL adjusted for moisture and sample size)
	E	TPH pattern not Gas or Diesel Range Pattern	S	Spike Recovery outside control limits
			SDL	Sample Detection Limit

DHL Analytical

Date: 11/02/10

CLIENT:	Geo Strata Environmental Consultants	Client Sample ID:	SO-SB40-01
Project:	Hillcrest CEI	Lab ID:	1010173-08
Project No:	760-SL11	Collection Date:	10/22/10 02:40 PM
Lab Order:	1010173	Matrix:	Soil

Analyses	Result	SDL	RL	Qual	Units	DF	Date Analyzed
Tx1005 TPH Soil		TX1005					Analyst: AV
T/R Hydrocarbons: C6-C12	<10.7	10.7	30.5		mg/Kg-dry	1	10/25/10 06:28 PM
T/R Hydrocarbons: >C12-C28	<10.7	10.7	30.5		mg/Kg-dry	1	10/25/10 06:28 PM
T/R Hydrocarbons: >C28-C35	<10.7	10.7	30.5		mg/Kg-dry	1	10/25/10 06:28 PM
T/R Hydrocarbons: C6-C35	<10.7	10.7	30.5		mg/Kg-dry	1	10/25/10 06:28 PM
Surr: Isopropylbenzene	91.5	0	70 - 130		%REC	1	10/25/10 06:28 PM
Surr: Octacosane	102	0	70 - 130		%REC	1	10/25/10 06:28 PM
PAHs: GC/MS		SW8270C					Analyst: DO
Acenaphthene	<0.0269	0.0269	0.0672		mg/Kg-dry	1	10/28/10 09:00 PM
Acenaphthylene	<0.0134	0.0134	0.0672		mg/Kg-dry	1	10/28/10 09:00 PM
Anthracene	<0.0134	0.0134	0.0672		mg/Kg-dry	1	10/28/10 09:00 PM
Benzo[a]anthracene	<0.0269	0.0269	0.0672		mg/Kg-dry	1	10/28/10 09:00 PM
Benzo[a]pyrene	<0.0403	0.0403	0.0672		mg/Kg-dry	1	10/28/10 09:00 PM
Benzo[b]fluoranthene	<0.0269	0.0269	0.0672		mg/Kg-dry	1	10/28/10 09:00 PM
Benzo[g,h,i]perylene	<0.0269	0.0269	0.0672		mg/Kg-dry	1	10/28/10 09:00 PM
Benzo[k]fluoranthene	<0.0403	0.0403	0.0672		mg/Kg-dry	1	10/28/10 09:00 PM
Chrysene	<0.0269	0.0269	0.0672		mg/Kg-dry	1	10/28/10 09:00 PM
Dibenz[a,h]anthracene	<0.0269	0.0269	0.0672		mg/Kg-dry	1	10/28/10 09:00 PM
Fluoranthene	<0.0134	0.0134	0.0672		mg/Kg-dry	1	10/28/10 09:00 PM
Fluorene	<0.0134	0.0134	0.0672		mg/Kg-dry	1	10/28/10 09:00 PM
Indeno[1,2,3-cd]pyrene	<0.0134	0.0134	0.0672		mg/Kg-dry	1	10/28/10 09:00 PM
Naphthalene	<0.0134	0.0134	0.0672		mg/Kg-dry	1	10/28/10 09:00 PM
Phenanthrene	<0.0134	0.0134	0.0672		mg/Kg-dry	1	10/28/10 09:00 PM
Pyrene	<0.0269	0.0269	0.0672		mg/Kg-dry	1	10/28/10 09:00 PM
Surr: 2-Fluorobiphenyl	64.4	0	40 - 140		%REC	1	10/28/10 09:00 PM
Surr: 4-Terphenyl-d14	82.6	0	40 - 140		%REC	1	10/28/10 09:00 PM
Volatiles by 8260/5035 GC/MS		SW8260B					Analyst: AJR
1,1,1-Trichloroethane	<0.00139	0.00139	0.00697		mg/Kg-dry	1	10/25/10 03:01 PM
1,1,2,2-Tetrachloroethane	<0.00139	0.00139	0.00697		mg/Kg-dry	1	10/25/10 03:01 PM
1,1,2-Trichloroethane	<0.00139	0.00139	0.00697		mg/Kg-dry	1	10/25/10 03:01 PM
1,1,2-Trichlorotrifluoroethane	<0.00697	0.00697	0.0209		mg/Kg-dry	1	10/25/10 03:01 PM
1,1-Dichloroethane	<0.00139	0.00139	0.00697		mg/Kg-dry	1	10/25/10 03:01 PM
1,1-Dichloroethene	<0.00139	0.00139	0.00697		mg/Kg-dry	1	10/25/10 03:01 PM
1,2,4-Trichlorobenzene	<0.00139	0.00139	0.00697		mg/Kg-dry	1	10/25/10 03:01 PM
1,2-Dibromo-3-chloropropane	<0.00139	0.00139	0.00697		mg/Kg-dry	1	10/25/10 03:01 PM
1,2-Dibromoethane	<0.00139	0.00139	0.00697		mg/Kg-dry	1	10/25/10 03:01 PM
1,2-Dichlorobenzene	<0.00139	0.00139	0.00697		mg/Kg-dry	1	10/25/10 03:01 PM
1,2-Dichloroethane	<0.00139	0.00139	0.00697		mg/Kg-dry	1	10/25/10 03:01 PM
1,2-Dichloropropane	<0.00139	0.00139	0.00697		mg/Kg-dry	1	10/25/10 03:01 PM
1,3-Dichlorobenzene	<0.00139	0.00139	0.00697		mg/Kg-dry	1	10/25/10 03:01 PM
1,4-Dichlorobenzene	<0.00139	0.00139	0.00697		mg/Kg-dry	1	10/25/10 03:01 PM
2-Butanone	<0.00697	0.00697	0.0209		mg/Kg-dry	1	10/25/10 03:01 PM
2-Hexanone	<0.00697	0.00697	0.0209		mg/Kg-dry	1	10/25/10 03:01 PM
4-Methyl-2-pentanone	<0.00697	0.00697	0.0209		mg/Kg-dry	1	10/25/10 03:01 PM
Acetone	0.0357	0.0209	0.0697		mg/Kg-dry	1	10/25/10 03:01 PM

Qualifiers:

	See Final Page of Report for MQLs and MDLs	J	Analyte detected between SDL and RL
B	Analyte detected in the associated Method Blank	N	Parameter not NELAC certified
C	Sample Result or QC discussed in the Case Narrative	ND	Not Detected at the SDL
DF	Dilution Factor	RL	Reporting Limit (MQL adjusted for moisture and sample size)
E	TPH pattern not Gas or Diesel Range Pattern	S	Spike Recovery outside control limits
		SDL	Sample Detection Limit

DHL Analytical

Date: 11/02/10

CLIENT:	Geo Strata Environmental Consultants	Client Sample ID:	SO-SB40-01
Project:	Hillcrest CEI	Lab ID:	1010173-08
Project No:	760-SL11	Collection Date:	10/22/10 02:40 PM
Lab Order:	1010173	Matrix:	Soil

Analyses	Result	SDL	RL	Qual	Units	DF	Date Analyzed
Benzene	<0.00139	0.00139	0.00697		mg/Kg-dry	1	10/25/10 03:01 PM
Bromodichloromethane	<0.00139	0.00139	0.00697		mg/Kg-dry	1	10/25/10 03:01 PM
Bromoform	<0.00139	0.00139	0.00697		mg/Kg-dry	1	10/25/10 03:01 PM
Bromomethane	<0.00139	0.00139	0.00697		mg/Kg-dry	1	10/25/10 03:01 PM
Carbon disulfide	<0.00139	0.00139	0.00697		mg/Kg-dry	1	10/25/10 03:01 PM
Carbon tetrachloride	<0.00139	0.00139	0.00697		mg/Kg-dry	1	10/25/10 03:01 PM
Chlorobenzene	<0.00139	0.00139	0.00697		mg/Kg-dry	1	10/25/10 03:01 PM
Chloroethane	<0.00139	0.00139	0.00697		mg/Kg-dry	1	10/25/10 03:01 PM
Chloroform	<0.00139	0.00139	0.00697		mg/Kg-dry	1	10/25/10 03:01 PM
Chloromethane	<0.00139	0.00139	0.00697		mg/Kg-dry	1	10/25/10 03:01 PM
cis-1,2-Dichloroethene	<0.00139	0.00139	0.00697		mg/Kg-dry	1	10/25/10 03:01 PM
cis-1,3-Dichloropropene	<0.00139	0.00139	0.00697		mg/Kg-dry	1	10/25/10 03:01 PM
Cyclohexane	<0.00697	0.00697	0.0209	N	mg/Kg-dry	1	10/25/10 03:01 PM
Dibromochloromethane	<0.00139	0.00139	0.00697		mg/Kg-dry	1	10/25/10 03:01 PM
Dichlorodifluoromethane	<0.00139	0.00139	0.00697		mg/Kg-dry	1	10/25/10 03:01 PM
Ethylbenzene	<0.00139	0.00139	0.00697		mg/Kg-dry	1	10/25/10 03:01 PM
Isopropylbenzene	<0.00139	0.00139	0.00697		mg/Kg-dry	1	10/25/10 03:01 PM
m,p-Xylene	<0.00139	0.00139	0.00697		mg/Kg-dry	1	10/25/10 03:01 PM
Methyl Acetate	<0.00697	0.00697	0.0209		mg/Kg-dry	1	10/25/10 03:01 PM
Methyl tert-butyl ether	<0.00139	0.00139	0.00697		mg/Kg-dry	1	10/25/10 03:01 PM
Methylcyclohexane	<0.00697	0.00697	0.0209		mg/Kg-dry	1	10/25/10 03:01 PM
Methylene chloride	<0.00697	0.00697	0.00697		mg/Kg-dry	1	10/25/10 03:01 PM
o-Xylene	<0.00139	0.00139	0.00697		mg/Kg-dry	1	10/25/10 03:01 PM
Styrene	<0.00139	0.00139	0.00697		mg/Kg-dry	1	10/25/10 03:01 PM
Tetrachloroethene	<0.00139	0.00139	0.00697		mg/Kg-dry	1	10/25/10 03:01 PM
Toluene	<0.00139	0.00139	0.00697		mg/Kg-dry	1	10/25/10 03:01 PM
trans-1,2-Dichloroethene	<0.00139	0.00139	0.00697		mg/Kg-dry	1	10/25/10 03:01 PM
trans-1,3-Dichloropropene	<0.00139	0.00139	0.00697		mg/Kg-dry	1	10/25/10 03:01 PM
Trichloroethene	<0.00139	0.00139	0.00697		mg/Kg-dry	1	10/25/10 03:01 PM
Trichlorofluoromethane	<0.00697	0.00697	0.0209		mg/Kg-dry	1	10/25/10 03:01 PM
Vinyl chloride	<0.00139	0.00139	0.00697		mg/Kg-dry	1	10/25/10 03:01 PM
Surr: 1,2-Dichloroethane-d4	109	0	52 - 149		%REC	1	10/25/10 03:01 PM
Surr: 4-Bromofluorobenzene	101	0	84 - 118		%REC	1	10/25/10 03:01 PM
Surr: Dibromofluoromethane	102	0	65 - 135		%REC	1	10/25/10 03:01 PM
Surr: Toluene-d8	95.1	0	84 - 116		%REC	1	10/25/10 03:01 PM
Percent Moisture		**D2216**					**Analyst: AA**
Percent Moisture	28.7	0	0		WT%	1	11/01/10 10:20 AM

Qualifiers:		See Final Page of Report for MQLs and MDLs	J	Analyte detected between SDL and RL
	B	Analyte detected in the associated Method Blank	N	Parameter not NELAC certified
	C	Sample Result or QC discussed in the Case Narrative	ND	Not Detected at the SDL
	DF	Dilution Factor	RL	Reporting Limit (MQL adjusted for moisture and sample size)
	E	TPH pattern not Gas or Diesel Range Pattern	S	Spike Recovery outside control limits
			SDL	Sample Detection Limit

DHL Analytical

Date: 11/02/10

CLIENT:	Geo Strata Environmental Consultants	Client Sample ID:	SO-SB38-01
Project:	Hillcrest CEI	Lab ID:	1010173-09
Project No:	760-SL11	Collection Date:	10/22/10 04:01 PM
Lab Order:	1010173	Matrix:	Soil

Analyses	Result	SDL	RL	Qual	Units	DF	Date Analyzed
Tx1005 TPH Soil		TX1005					Analyst: AV
T/R Hydrocarbons: C6-C12	<8.41	8.41	24.0		mg/Kg-dry	1	10/25/10 06:37 PM
T/R Hydrocarbons: >C12-C28	<8.41	8.41	24.0		mg/Kg-dry	1	10/25/10 06:37 PM
T/R Hydrocarbons: >C28-C35	<8.41	8.41	24.0		mg/Kg-dry	1	10/25/10 06:37 PM
T/R Hydrocarbons: C6-C35	<8.41	8.41	24.0		mg/Kg-dry	1	10/25/10 06:37 PM
Surr: Isopropylbenzene	92.6	0	70 - 130		%REC	1	10/25/10 06:37 PM
Surr: Octacosane	102	0	70 - 130		%REC	1	10/25/10 06:37 PM
PAHs: GC/MS		SW8270C					Analyst: DO
Acenaphthene	<0.0231	0.0231	0.0577		mg/Kg-dry	1	10/28/10 09:31 PM
Acenaphthylene	<0.0115	0.0115	0.0577		mg/Kg-dry	1	10/28/10 09:31 PM
Anthracene	<0.0115	0.0115	0.0577		mg/Kg-dry	1	10/28/10 09:31 PM
Benzo[a]anthracene	<0.0231	0.0231	0.0577		mg/Kg-dry	1	10/28/10 09:31 PM
Benzo[a]pyrene	<0.0346	0.0346	0.0577		mg/Kg-dry	1	10/28/10 09:31 PM
Benzo[b]fluoranthene	<0.0231	0.0231	0.0577		mg/Kg-dry	1	10/28/10 09:31 PM
Benzo[g,h,i]perylene	<0.0231	0.0231	0.0577		mg/Kg-dry	1	10/28/10 09:31 PM
Benzo[k]fluoranthene	<0.0346	0.0346	0.0577		mg/Kg-dry	1	10/28/10 09:31 PM
Chrysene	<0.0231	0.0231	0.0577		mg/Kg-dry	1	10/28/10 09:31 PM
Dibenz[a,h]anthracene	<0.0231	0.0231	0.0577		mg/Kg-dry	1	10/28/10 09:31 PM
Fluoranthene	<0.0115	0.0115	0.0577		mg/Kg-dry	1	10/28/10 09:31 PM
Fluorene	<0.0115	0.0115	0.0577		mg/Kg-dry	1	10/28/10 09:31 PM
Indeno[1,2,3-cd]pyrene	<0.0115	0.0115	0.0577		mg/Kg-dry	1	10/28/10 09:31 PM
Naphthalene	<0.0115	0.0115	0.0577		mg/Kg-dry	1	10/28/10 09:31 PM
Phenanthrene	<0.0115	0.0115	0.0577		mg/Kg-dry	1	10/28/10 09:31 PM
Pyrene	<0.0231	0.0231	0.0577		mg/Kg-dry	1	10/28/10 09:31 PM
Surr: 2-Fluorobiphenyl	64.1	0	40 - 140		%REC	1	10/28/10 09:31 PM
Surr: 4-Terphenyl-d14	83.4	0	40 - 140		%REC	1	10/28/10 09:31 PM
Volatiles by 8260/5035 GC/MS		SW8260B					Analyst: AJR
1,1,1-Trichloroethane	<0.00105	0.00105	0.00526		mg/Kg-dry	1	10/25/10 03:33 PM
1,1,2,2-Tetrachloroethane	<0.00105	0.00105	0.00526		mg/Kg-dry	1	10/25/10 03:33 PM
1,1,2-Trichloroethane	<0.00105	0.00105	0.00526		mg/Kg-dry	1	10/25/10 03:33 PM
1,1,2-Trichlorotrifluoroethane	<0.00526	0.00526	0.0158		mg/Kg-dry	1	10/25/10 03:33 PM
1,1-Dichloroethane	<0.00105	0.00105	0.00526		mg/Kg-dry	1	10/25/10 03:33 PM
1,1-Dichloroethene	<0.00105	0.00105	0.00526		mg/Kg-dry	1	10/25/10 03:33 PM
1,2,4-Trichlorobenzene	<0.00105	0.00105	0.00526		mg/Kg-dry	1	10/25/10 03:33 PM
1,2-Dibromo-3-chloropropane	<0.00105	0.00105	0.00526		mg/Kg-dry	1	10/25/10 03:33 PM
1,2-Dibromoethane	<0.00105	0.00105	0.00526		mg/Kg-dry	1	10/25/10 03:33 PM
1,2-Dichlorobenzene	<0.00105	0.00105	0.00526		mg/Kg-dry	1	10/25/10 03:33 PM
1,2-Dichloroethane	<0.00105	0.00105	0.00526		mg/Kg-dry	1	10/25/10 03:33 PM
1,2-Dichloropropane	<0.00105	0.00105	0.00526		mg/Kg-dry	1	10/25/10 03:33 PM
1,3-Dichlorobenzene	<0.00105	0.00105	0.00526		mg/Kg-dry	1	10/25/10 03:33 PM
1,4-Dichlorobenzene	<0.00105	0.00105	0.00526		mg/Kg-dry	1	10/25/10 03:33 PM
2-Butanone	<0.00526	0.00526	0.0158		mg/Kg-dry	1	10/25/10 03:33 PM
2-Hexanone	<0.00526	0.00526	0.0158		mg/Kg-dry	1	10/25/10 03:33 PM
4-Methyl-2-pentanone	<0.00526	0.00526	0.0158		mg/Kg-dry	1	10/25/10 03:33 PM
Acetone	<0.0158	0.0158	0.0526		mg/Kg-dry	1	10/25/10 03:33 PM

Qualifiers:

	See Final Page of Report for MQLs and MDLs	J	Analyte detected between SDL and RL
B	Analyte detected in the associated Method Blank	N	Parameter not NELAC certified
C	Sample Result or QC discussed in the Case Narrative	ND	Not Detected at the SDL
DF	Dilution Factor	RL	Reporting Limit (MQL adjusted for moisture and sample size)
E	TPH pattern not Gas or Diesel Range Pattern	S	Spike Recovery outside control limits
		SDL	Sample Detection Limit

DHL Analytical

Date: 11/02/10

CLIENT:	Geo Strata Environmental Consultants	Client Sample ID:	SO-SB38-01
Project:	Hillcrest CEI	Lab ID:	1010173-09
Project No:	760-SL11	Collection Date:	10/22/10 04:01 PM
Lab Order:	1010173	Matrix:	Soil

Analyses	Result	SDL	RL	Qual	Units	DF	Date Analyzed
Benzene	<0.00105	0.00105	0.00526		mg/Kg-dry	1	10/25/10 03:33 PM
Bromodichloromethane	<0.00105	0.00105	0.00526		mg/Kg-dry	1	10/25/10 03:33 PM
Bromoform	<0.00105	0.00105	0.00526		mg/Kg-dry	1	10/25/10 03:33 PM
Bromomethane	<0.00105	0.00105	0.00526		mg/Kg-dry	1	10/25/10 03:33 PM
Carbon disulfide	<0.00105	0.00105	0.00526		mg/Kg-dry	1	10/25/10 03:33 PM
Carbon tetrachloride	<0.00105	0.00105	0.00526		mg/Kg-dry	1	10/25/10 03:33 PM
Chlorobenzene	<0.00105	0.00105	0.00526		mg/Kg-dry	1	10/25/10 03:33 PM
Chloroethane	<0.00105	0.00105	0.00526		mg/Kg-dry	1	10/25/10 03:33 PM
Chloroform	<0.00105	0.00105	0.00526		mg/Kg-dry	1	10/25/10 03:33 PM
Chloromethane	<0.00105	0.00105	0.00526		mg/Kg-dry	1	10/25/10 03:33 PM
cis-1,2-Dichloroethene	<0.00105	0.00105	0.00526		mg/Kg-dry	1	10/25/10 03:33 PM
cis-1,3-Dichloropropene	<0.00105	0.00105	0.00526		mg/Kg-dry	1	10/25/10 03:33 PM
Cyclohexane	<0.00526	0.00526	0.0158	N	mg/Kg-dry	1	10/25/10 03:33 PM
Dibromochloromethane	<0.00105	0.00105	0.00526		mg/Kg-dry	1	10/25/10 03:33 PM
Dichlorodifluoromethane	<0.00105	0.00105	0.00526		mg/Kg-dry	1	10/25/10 03:33 PM
Ethylbenzene	<0.00105	0.00105	0.00526		mg/Kg-dry	1	10/25/10 03:33 PM
Isopropylbenzene	<0.00105	0.00105	0.00526		mg/Kg-dry	1	10/25/10 03:33 PM
m,p-Xylene	<0.00105	0.00105	0.00526		mg/Kg-dry	1	10/25/10 03:33 PM
Methyl Acetate	<0.00526	0.00526	0.0158		mg/Kg-dry	1	10/25/10 03:33 PM
Methyl tert-butyl ether	<0.00105	0.00105	0.00526		mg/Kg-dry	1	10/25/10 03:33 PM
Methylcyclohexane	<0.00526	0.00526	0.0158		mg/Kg-dry	1	10/25/10 03:33 PM
Methylene chloride	<0.00526	0.00526	0.00526		mg/Kg-dry	1	10/25/10 03:33 PM
o-Xylene	<0.00105	0.00105	0.00526		mg/Kg-dry	1	10/25/10 03:33 PM
Styrene	<0.00105	0.00105	0.00526		mg/Kg-dry	1	10/25/10 03:33 PM
Tetrachloroethene	<0.00105	0.00105	0.00526		mg/Kg-dry	1	10/25/10 03:33 PM
Toluene	<0.00105	0.00105	0.00526		mg/Kg-dry	1	10/25/10 03:33 PM
trans-1,2-Dichloroethene	<0.00105	0.00105	0.00526		mg/Kg-dry	1	10/25/10 03:33 PM
trans-1,3-Dichloropropene	<0.00105	0.00105	0.00526		mg/Kg-dry	1	10/25/10 03:33 PM
Trichloroethene	<0.00105	0.00105	0.00526		mg/Kg-dry	1	10/25/10 03:33 PM
Trichlorofluoromethane	<0.00526	0.00526	0.0158		mg/Kg-dry	1	10/25/10 03:33 PM
Vinyl chloride	<0.00105	0.00105	0.00526		mg/Kg-dry	1	10/25/10 03:33 PM
Surr: 1,2-Dichloroethane-d4	111	0	52 - 149		%REC	1	10/25/10 03:33 PM
Surr: 4-Bromofluorobenzene	103	0	84 - 118		%REC	1	10/25/10 03:33 PM
Surr: Dibromofluoromethane	101	0	65 - 135		%REC	1	10/25/10 03:33 PM
Surr: Toluene-d8	94.1	0	84 - 116		%REC	1	10/25/10 03:33 PM
Percent Moisture		**D2216**					**Analyst: AA**
Percent Moisture	16.6	0	0		WT%	1	11/01/10 10:20 AM

Qualifiers:		See Final Page of Report for MQLs and MDLs	J	Analyte detected between SDL and RL
	B	Analyte detected in the associated Method Blank	N	Parameter not NELAC certified
	C	Sample Result or QC discussed in the Case Narrative	ND	Not Detected at the SDL
	DF	Dilution Factor	RL	Reporting Limit (MQL adjusted for moisture and sample size)
	E	TPH pattern not Gas or Diesel Range Pattern	S	Spike Recovery outside control limits
			SDL	Sample Detection Limit

DHL Analytical

Date: 11/02/10

CLIENT:	Geo Strata Environmental Consultants	Client Sample ID:	SO-SB39-01
Project:	Hillcrest CEI	Lab ID:	1010173-10
Project No:	760-SL11	Collection Date:	10/22/10 04:58 PM
Lab Order:	1010173	Matrix:	Soil

Analyses	Result	SDL	RL	Qual	Units	DF	Date Analyzed
Tx1005 TPH Soil		TX1005					Analyst: AV
T/R Hydrocarbons: C6-C12	<8.11	8.11	23.2		mg/Kg-dry	1	10/25/10 06:55 PM
T/R Hydrocarbons: >C12-C28	<8.11	8.11	23.2		mg/Kg-dry	1	10/25/10 06:55 PM
T/R Hydrocarbons: >C28-C35	<8.11	8.11	23.2		mg/Kg-dry	1	10/25/10 06:55 PM
T/R Hydrocarbons: C6-C35	<8.11	8.11	23.2		mg/Kg-dry	1	10/25/10 06:55 PM
Surr: Isopropylbenzene	92.7	0	70 - 130		%REC	1	10/25/10 06:55 PM
Surr: Octacosane	103	0	70 - 130		%REC	1	10/25/10 06:55 PM
PAHs: GC/MS		SW8270C					Analyst: DO
Acenaphthene	<0.0226	0.0226	0.0565		mg/Kg-dry	1	10/28/10 10:01 PM
Acenaphthylene	<0.0113	0.0113	0.0565		mg/Kg-dry	1	10/28/10 10:01 PM
Anthracene	<0.0113	0.0113	0.0565		mg/Kg-dry	1	10/28/10 10:01 PM
Benzo[a]anthracene	<0.0226	0.0226	0.0565		mg/Kg-dry	1	10/28/10 10:01 PM
Benzo[a]pyrene	<0.0339	0.0339	0.0565		mg/Kg-dry	1	10/28/10 10:01 PM
Benzo[b]fluoranthene	<0.0226	0.0226	0.0565		mg/Kg-dry	1	10/28/10 10:01 PM
Benzo[g,h,i]perylene	<0.0226	0.0226	0.0565		mg/Kg-dry	1	10/28/10 10:01 PM
Benzo[k]fluoranthene	<0.0339	0.0339	0.0565		mg/Kg-dry	1	10/28/10 10:01 PM
Chrysene	<0.0226	0.0226	0.0565		mg/Kg-dry	1	10/28/10 10:01 PM
Dibenz[a,h]anthracene	<0.0226	0.0226	0.0565		mg/Kg-dry	1	10/28/10 10:01 PM
Fluoranthene	<0.0113	0.0113	0.0565		mg/Kg-dry	1	10/28/10 10:01 PM
Fluorene	<0.0113	0.0113	0.0565		mg/Kg-dry	1	10/28/10 10:01 PM
Indeno[1,2,3-cd]pyrene	<0.0113	0.0113	0.0565		mg/Kg-dry	1	10/28/10 10:01 PM
Naphthalene	<0.0113	0.0113	0.0565		mg/Kg-dry	1	10/28/10 10:01 PM
Phenanthrene	<0.0113	0.0113	0.0565		mg/Kg-dry	1	10/28/10 10:01 PM
Pyrene	<0.0226	0.0226	0.0565		mg/Kg-dry	1	10/28/10 10:01 PM
Surr: 2-Fluorobiphenyl	64.0	0	40 - 140		%REC	1	10/28/10 10:01 PM
Surr: 4-Terphenyl-d14	81.8	0	40 - 140		%REC	1	10/28/10 10:01 PM
Volatiles by 8260/5035 GC/MS		SW8260B					Analyst: AJR
1,1,1-Trichloroethane	<0.00102	0.00102	0.00510		mg/Kg-dry	1	10/25/10 12:51 PM
1,1,2,2-Tetrachloroethane	<0.00102	0.00102	0.00510		mg/Kg-dry	1	10/25/10 12:51 PM
1,1,2-Trichloroethane	<0.00102	0.00102	0.00510		mg/Kg-dry	1	10/25/10 12:51 PM
1,1,2-Trichlorotrifluoroethane	<0.00510	0.00510	0.0153		mg/Kg-dry	1	10/25/10 12:51 PM
1,1-Dichloroethane	<0.00102	0.00102	0.00510		mg/Kg-dry	1	10/25/10 12:51 PM
1,1-Dichloroethene	<0.00102	0.00102	0.00510		mg/Kg-dry	1	10/25/10 12:51 PM
1,2,4-Trichlorobenzene	<0.00102	0.00102	0.00510		mg/Kg-dry	1	10/25/10 12:51 PM
1,2-Dibromo-3-chloropropane	<0.00102	0.00102	0.00510		mg/Kg-dry	1	10/25/10 12:51 PM
1,2-Dibromoethane	<0.00102	0.00102	0.00510		mg/Kg-dry	1	10/25/10 12:51 PM
1,2-Dichlorobenzene	<0.00102	0.00102	0.00510		mg/Kg-dry	1	10/25/10 12:51 PM
1,2-Dichloroethane	<0.00102	0.00102	0.00510		mg/Kg-dry	1	10/25/10 12:51 PM
1,2-Dichloropropane	<0.00102	0.00102	0.00510		mg/Kg-dry	1	10/25/10 12:51 PM
1,3-Dichlorobenzene	<0.00102	0.00102	0.00510		mg/Kg-dry	1	10/25/10 12:51 PM
1,4-Dichlorobenzene	<0.00102	0.00102	0.00510		mg/Kg-dry	1	10/25/10 12:51 PM
2-Butanone	<0.00510	0.00510	0.0153		mg/Kg-dry	1	10/25/10 12:51 PM
2-Hexanone	<0.00510	0.00510	0.0153		mg/Kg-dry	1	10/25/10 12:51 PM
4-Methyl-2-pentanone	<0.00510	0.00510	0.0153		mg/Kg-dry	1	10/25/10 12:51 PM
Acetone	<0.0153	0.0153	0.0510		mg/Kg-dry	1	10/25/10 12:51 PM

Qualifiers:

	See Final Page of Report for MQLs and MDLs	J	Analyte detected between SDL and RL
B	Analyte detected in the associated Method Blank	N	Parameter not NELAC certified
C	Sample Result or QC discussed in the Case Narrative	ND	Not Detected at the SDL
DF	Dilution Factor	RL	Reporting Limit (MQL adjusted for moisture and sample size)
E	TPH pattern not Gas or Diesel Range Pattern	S	Spike Recovery outside control limits
		SDL	Sample Detection Limit

DHL Analytical

Date: 11/02/10

CLIENT:	Geo Strata Environmental Consultants	Client Sample ID:	SO-SB39-01
Project:	Hillcrest CEI	Lab ID:	1010173-10
Project No:	760-SL11	Collection Date:	10/22/10 04:58 PM
Lab Order:	1010173	Matrix:	Soil

Analyses	Result	SDL	RL	Qual	Units	DF	Date Analyzed
Benzene	<0.00102	0.00102	0.00510		mg/Kg-dry	1	10/25/10 12:51 PM
Bromodichloromethane	<0.00102	0.00102	0.00510		mg/Kg-dry	1	10/25/10 12:51 PM
Bromoform	<0.00102	0.00102	0.00510		mg/Kg-dry	1	10/25/10 12:51 PM
Bromomethane	<0.00102	0.00102	0.00510		mg/Kg-dry	1	10/25/10 12:51 PM
Carbon disulfide	<0.00102	0.00102	0.00510		mg/Kg-dry	1	10/25/10 12:51 PM
Carbon tetrachloride	<0.00102	0.00102	0.00510		mg/Kg-dry	1	10/25/10 12:51 PM
Chlorobenzene	<0.00102	0.00102	0.00510		mg/Kg-dry	1	10/25/10 12:51 PM
Chloroethane	<0.00102	0.00102	0.00510		mg/Kg-dry	1	10/25/10 12:51 PM
Chloroform	<0.00102	0.00102	0.00510		mg/Kg-dry	1	10/25/10 12:51 PM
Chloromethane	<0.00102	0.00102	0.00510		mg/Kg-dry	1	10/25/10 12:51 PM
cis-1,2-Dichloroethene	<0.00102	0.00102	0.00510		mg/Kg-dry	1	10/25/10 12:51 PM
cis-1,3-Dichloropropene	<0.00102	0.00102	0.00510		mg/Kg-dry	1	10/25/10 12:51 PM
Cyclohexane	<0.00510	0.00510	0.0153	N	mg/Kg-dry	1	10/25/10 12:51 PM
Dibromochloromethane	<0.00102	0.00102	0.00510		mg/Kg-dry	1	10/25/10 12:51 PM
Dichlorodifluoromethane	<0.00102	0.00102	0.00510		mg/Kg-dry	1	10/25/10 12:51 PM
Ethylbenzene	<0.00102	0.00102	0.00510		mg/Kg-dry	1	10/25/10 12:51 PM
Isopropylbenzene	<0.00102	0.00102	0.00510		mg/Kg-dry	1	10/25/10 12:51 PM
m,p-Xylene	<0.00102	0.00102	0.00510		mg/Kg-dry	1	10/25/10 12:51 PM
Methyl Acetate	<0.00510	0.00510	0.0153		mg/Kg-dry	1	10/25/10 12:51 PM
Methyl tert-butyl ether	<0.00102	0.00102	0.00510		mg/Kg-dry	1	10/25/10 12:51 PM
Methylcyclohexane	<0.00510	0.00510	0.0153		mg/Kg-dry	1	10/25/10 12:51 PM
Methylene chloride	<0.00510	0.00510	0.00510		mg/Kg-dry	1	10/25/10 12:51 PM
o-Xylene	<0.00102	0.00102	0.00510		mg/Kg-dry	1	10/25/10 12:51 PM
Styrene	<0.00102	0.00102	0.00510		mg/Kg-dry	1	10/25/10 12:51 PM
Tetrachloroethene	<0.00102	0.00102	0.00510		mg/Kg-dry	1	10/25/10 12:51 PM
Toluene	<0.00102	0.00102	0.00510		mg/Kg-dry	1	10/25/10 12:51 PM
trans-1,2-Dichloroethene	<0.00102	0.00102	0.00510		mg/Kg-dry	1	10/25/10 12:51 PM
trans-1,3-Dichloropropene	<0.00102	0.00102	0.00510		mg/Kg-dry	1	10/25/10 12:51 PM
Trichloroethene	<0.00102	0.00102	0.00510		mg/Kg-dry	1	10/25/10 12:51 PM
Trichlorofluoromethane	<0.00510	0.00510	0.0153		mg/Kg-dry	1	10/25/10 12:51 PM
Vinyl chloride	<0.00102	0.00102	0.00510		mg/Kg-dry	1	10/25/10 12:51 PM
Surr: 1,2-Dichloroethane-d4	105	0	52 - 149		%REC	1	10/25/10 12:51 PM
Surr: 4-Bromofluorobenzene	104	0	84 - 118		%REC	1	10/25/10 12:51 PM
Surr: Dibromofluoromethane	95.9	0	65 - 135		%REC	1	10/25/10 12:51 PM
Surr: Toluene-d8	96.7	0	84 - 116		%REC	1	10/25/10 12:51 PM
Percent Moisture		**D2216**					**Analyst: AA**
Percent Moisture	17.8	0	0		WT%	1	11/01/10 10:20 AM

Qualifiers:

	See Final Page of Report for MQLs and MDLs	J	Analyte detected between SDL and RL
B	Analyte detected in the associated Method Blank	N	Parameter not NELAC certified
C	Sample Result or QC discussed in the Case Narrative	ND	Not Detected at the SDL
DF	Dilution Factor	RL	Reporting Limit (MQL adjusted for moisture and sample size)
E	TPH pattern not Gas or Diesel Range Pattern	S	Spike Recovery outside control limits
		SDL	Sample Detection Limit

DHL Analytical

Date: 11/02/10

CLIENT:	Geo Strata Environmental Consultants	Client Sample ID:	SO-FD-6
Project:	Hillcrest CEI	Lab ID:	1010173-11
Project No:	760-SL11	Collection Date:	10/22/10 09:20 AM
Lab Order:	1010173	Matrix:	Soil

Analyses	Result	SDL	RL	Qual	Units	DF	Date Analyzed
Tx1005 TPH Soil		TX1005					Analyst: AV
T/R Hydrocarbons: C6-C12	<8.24	8.24	23.5		mg/Kg-dry	1	10/25/10 07:21 PM
T/R Hydrocarbons: >C12-C28	<8.24	8.24	23.5		mg/Kg-dry	1	10/25/10 07:21 PM
T/R Hydrocarbons: >C28-C35	<8.24	8.24	23.5		mg/Kg-dry	1	10/25/10 07:21 PM
T/R Hydrocarbons: C6-C35	<8.24	8.24	23.5		mg/Kg-dry	1	10/25/10 07:21 PM
Surr: Isopropylbenzene	91.3	0	70 - 130		%REC	1	10/25/10 07:21 PM
Surr: Octacosane	97.9	0	70 - 130		%REC	1	10/25/10 07:21 PM
PAHs: GC/MS		SW8270C					Analyst: DO
Acenaphthene	<0.0236	0.0236	0.0590		mg/Kg-dry	1	10/28/10 10:32 PM
Acenaphthylene	<0.0118	0.0118	0.0590		mg/Kg-dry	1	10/28/10 10:32 PM
Anthracene	<0.0118	0.0118	0.0590		mg/Kg-dry	1	10/28/10 10:32 PM
Benzo[a]anthracene	<0.0236	0.0236	0.0590		mg/Kg-dry	1	10/28/10 10:32 PM
Benzo[a]pyrene	<0.0354	0.0354	0.0590		mg/Kg-dry	1	10/28/10 10:32 PM
Benzo[b]fluoranthene	<0.0236	0.0236	0.0590		mg/Kg-dry	1	10/28/10 10:32 PM
Benzo[g,h,i]perylene	<0.0236	0.0236	0.0590		mg/Kg-dry	1	10/28/10 10:32 PM
Benzo[k]fluoranthene	<0.0354	0.0354	0.0590		mg/Kg-dry	1	10/28/10 10:32 PM
Chrysene	<0.0236	0.0236	0.0590		mg/Kg-dry	1	10/28/10 10:32 PM
Dibenz[a,h]anthracene	<0.0236	0.0236	0.0590		mg/Kg-dry	1	10/28/10 10:32 PM
Fluoranthene	<0.0118	0.0118	0.0590		mg/Kg-dry	1	10/28/10 10:32 PM
Fluorene	<0.0118	0.0118	0.0590		mg/Kg-dry	1	10/28/10 10:32 PM
Indeno[1,2,3-cd]pyrene	<0.0118	0.0118	0.0590		mg/Kg-dry	1	10/28/10 10:32 PM
Naphthalene	0.0356	0.0118	0.0590	J	mg/Kg-dry	1	10/28/10 10:32 PM
Phenanthrene	0.0281	0.0118	0.0590	J	mg/Kg-dry	1	10/28/10 10:32 PM
Pyrene	<0.0236	0.0236	0.0590		mg/Kg-dry	1	10/28/10 10:32 PM
Surr: 2-Fluorobiphenyl	60.2	0	40 - 140		%REC	1	10/28/10 10:32 PM
Surr: 4-Terphenyl-d14	77.1	0	40 - 140		%REC	1	10/28/10 10:32 PM
Volatiles by 8260/5035 GC/MS		SW8260B					Analyst: AJR
1,1,1-Trichloroethane	<0.000992	0.000992	0.00496		mg/Kg-dry	1	10/25/10 08:26 PM
1,1,2,2-Tetrachloroethane	<0.000992	0.000992	0.00496		mg/Kg-dry	1	10/25/10 08:26 PM
1,1,2-Trichloroethane	<0.000992	0.000992	0.00496		mg/Kg-dry	1	10/25/10 08:26 PM
1,1,2-Trichlorotrifluoroethane	<0.00496	0.00496	0.0149		mg/Kg-dry	1	10/25/10 08:26 PM
1,1-Dichloroethane	<0.000992	0.000992	0.00496		mg/Kg-dry	1	10/25/10 08:26 PM
1,1-Dichloroethene	<0.000992	0.000992	0.00496		mg/Kg-dry	1	10/25/10 08:26 PM
1,2,4-Trichlorobenzene	<0.000992	0.000992	0.00496		mg/Kg-dry	1	10/25/10 08:26 PM
1,2-Dibromo-3-chloropropane	<0.000992	0.000992	0.00496		mg/Kg-dry	1	10/25/10 08:26 PM
1,2-Dibromoethane	<0.000992	0.000992	0.00496		mg/Kg-dry	1	10/25/10 08:26 PM
1,2-Dichlorobenzene	<0.000992	0.000992	0.00496		mg/Kg-dry	1	10/25/10 08:26 PM
1,2-Dichloroethane	<0.000992	0.000992	0.00496		mg/Kg-dry	1	10/25/10 08:26 PM
1,2-Dichloropropane	<0.000992	0.000992	0.00496		mg/Kg-dry	1	10/25/10 08:26 PM
1,3-Dichlorobenzene	<0.000992	0.000992	0.00496		mg/Kg-dry	1	10/25/10 08:26 PM
1,4-Dichlorobenzene	<0.000992	0.000992	0.00496		mg/Kg-dry	1	10/25/10 08:26 PM
2-Butanone	<0.00496	0.00496	0.0149		mg/Kg-dry	1	10/25/10 08:26 PM
2-Hexanone	<0.00496	0.00496	0.0149		mg/Kg-dry	1	10/25/10 08:26 PM
4-Methyl-2-pentanone	<0.00496	0.00496	0.0149		mg/Kg-dry	1	10/25/10 08:26 PM
Acetone	0.0615	0.0149	0.0496		mg/Kg-dry	1	10/25/10 08:26 PM

Qualifiers:

	See Final Page of Report for MQLs and MDLs	J	Analyte detected between SDL and RL
B	Analyte detected in the associated Method Blank	N	Parameter not NELAC certified
C	Sample Result or QC discussed in the Case Narrative	ND	Not Detected at the SDL
DF	Dilution Factor	RL	Reporting Limit (MQL adjusted for moisture and sample size)
E	TPH pattern not Gas or Diesel Range Pattern	S	Spike Recovery outside control limits
		SDL	Sample Detection Limit

DHL Analytical

Date: 11/02/10

CLIENT:	Geo Strata Environmental Consultants	Client Sample ID:	SO-FD-6
Project:	Hillcrest CEI	Lab ID:	1010173-11
Project No:	760-SL11	Collection Date:	10/22/10 09:20 AM
Lab Order:	1010173	Matrix:	Soil

Analyses	Result	SDL	RL	Qual	Units	DF	Date Analyzed
Benzene	<0.000992	0.000992	0.00496		mg/Kg-dry	1	10/25/10 08:26 PM
Bromodichloromethane	<0.000992	0.000992	0.00496		mg/Kg-dry	1	10/25/10 08:26 PM
Bromoform	<0.000992	0.000992	0.00496		mg/Kg-dry	1	10/25/10 08:26 PM
Bromomethane	<0.000992	0.000992	0.00496		mg/Kg-dry	1	10/25/10 08:26 PM
Carbon disulfide	0.00249	0.000992	0.00496	J	mg/Kg-dry	1	10/25/10 08:26 PM
Carbon tetrachloride	<0.000992	0.000992	0.00496		mg/Kg-dry	1	10/25/10 08:26 PM
Chlorobenzene	<0.000992	0.000992	0.00496		mg/Kg-dry	1	10/25/10 08:26 PM
Chloroethane	<0.000992	0.000992	0.00496		mg/Kg-dry	1	10/25/10 08:26 PM
Chloroform	<0.000992	0.000992	0.00496		mg/Kg-dry	1	10/25/10 08:26 PM
Chloromethane	<0.000992	0.000992	0.00496		mg/Kg-dry	1	10/25/10 08:26 PM
cis-1,2-Dichloroethene	<0.000992	0.000992	0.00496		mg/Kg-dry	1	10/25/10 08:26 PM
cis-1,3-Dichloropropene	<0.000992	0.000992	0.00496		mg/Kg-dry	1	10/25/10 08:26 PM
Cyclohexane	<0.00496	0.00496	0.0149	N	mg/Kg-dry	1	10/25/10 08:26 PM
Dibromochloromethane	<0.000992	0.000992	0.00496		mg/Kg-dry	1	10/25/10 08:26 PM
Dichlorodifluoromethane	<0.000992	0.000992	0.00496		mg/Kg-dry	1	10/25/10 08:26 PM
Ethylbenzene	0.00271	0.000992	0.00496	J	mg/Kg-dry	1	10/25/10 08:26 PM
Isopropylbenzene	0.00302	0.000992	0.00496	J	mg/Kg-dry	1	10/25/10 08:26 PM
m,p-Xylene	<0.000992	0.000992	0.00496		mg/Kg-dry	1	10/25/10 08:26 PM
Methyl Acetate	<0.00496	0.00496	0.0149		mg/Kg-dry	1	10/25/10 08:26 PM
Methyl tert-butyl ether	<0.000992	0.000992	0.00496		mg/Kg-dry	1	10/25/10 08:26 PM
Methylcyclohexane	<0.00496	0.00496	0.0149		mg/Kg-dry	1	10/25/10 08:26 PM
Methylene chloride	<0.00496	0.00496	0.00496		mg/Kg-dry	1	10/25/10 08:26 PM
o-Xylene	<0.000992	0.000992	0.00496		mg/Kg-dry	1	10/25/10 08:26 PM
Styrene	<0.000992	0.000992	0.00496		mg/Kg-dry	1	10/25/10 08:26 PM
Tetrachloroethene	<0.000992	0.000992	0.00496		mg/Kg-dry	1	10/25/10 08:26 PM
Toluene	<0.000992	0.000992	0.00496		mg/Kg-dry	1	10/25/10 08:26 PM
trans-1,2-Dichloroethene	<0.000992	0.000992	0.00496		mg/Kg-dry	1	10/25/10 08:26 PM
trans-1,3-Dichloropropene	<0.000992	0.000992	0.00496		mg/Kg-dry	1	10/25/10 08:26 PM
Trichloroethene	<0.000992	0.000992	0.00496		mg/Kg-dry	1	10/25/10 08:26 PM
Trichlorofluoromethane	<0.00496	0.00496	0.0149		mg/Kg-dry	1	10/25/10 08:26 PM
Vinyl chloride	<0.000992	0.000992	0.00496		mg/Kg-dry	1	10/25/10 08:26 PM
Surr: 1,2-Dichloroethane-d4	109	0	52 - 149		%REC	1	10/25/10 08:26 PM
Surr: 4-Bromofluorobenzene	106	0	84 - 118		%REC	1	10/25/10 08:26 PM
Surr: Dibromofluoromethane	98.1	0	65 - 135		%REC	1	10/25/10 08:26 PM
Surr: Toluene-d8	95.2	0	84 - 116		%REC	1	10/25/10 08:26 PM
Percent Moisture		**D2216**					**Analyst: AA**
Percent Moisture	17.5	0	0		WT%	1	11/01/10 10:20 AM

Qualifiers:		See Final Page of Report for MQLs and MDLs	J	Analyte detected between SDL and RL
	B	Analyte detected in the associated Method Blank	N	Parameter not NELAC certified
	C	Sample Result or QC discussed in the Case Narrative	ND	Not Detected at the SDL
	DF	Dilution Factor	RL	Reporting Limit (MQL adjusted for moisture and sample size)
	E	TPH pattern not Gas or Diesel Range Pattern	S	Spike Recovery outside control limits
			SDL	Sample Detection Limit

DHL Analytical

Date: 11/02/10

CLIENT:	Geo Strata Environmental Consultants	Client Sample ID:	SO-FD-7
Project:	Hillcrest CEI	Lab ID:	1010173-12
Project No:	760-SL11	Collection Date:	10/22/10 01:40 PM
Lab Order:	1010173	Matrix:	Soil

Analyses	Result	SDL	RL	Qual	Units	DF	Date Analyzed
Tx1005 TPH Soil		TX1005					Analyst: AV
T/R Hydrocarbons: C6-C12	<10.9	10.9	31.2		mg/Kg-dry	1	10/25/10 07:30 PM
T/R Hydrocarbons: >C12-C28	<10.9	10.9	31.2		mg/Kg-dry	1	10/25/10 07:30 PM
T/R Hydrocarbons: >C28-C35	<10.9	10.9	31.2		mg/Kg-dry	1	10/25/10 07:30 PM
T/R Hydrocarbons: C6-C35	<10.9	10.9	31.2		mg/Kg-dry	1	10/25/10 07:30 PM
Surr: Isopropylbenzene	94.1	0	70 - 130		%REC	1	10/25/10 07:30 PM
Surr: Octacosane	104	0	70 - 130		%REC	1	10/25/10 07:30 PM
PAHs: GC/MS		SW8270C					Analyst: DO
Acenaphthene	<0.0290	0.0290	0.0725		mg/Kg-dry	1	10/28/10 11:02 PM
Acenaphthylene	<0.0145	0.0145	0.0725		mg/Kg-dry	1	10/28/10 11:02 PM
Anthracene	<0.0145	0.0145	0.0725		mg/Kg-dry	1	10/28/10 11:02 PM
Benzo[a]anthracene	<0.0290	0.0290	0.0725		mg/Kg-dry	1	10/28/10 11:02 PM
Benzo[a]pyrene	<0.0435	0.0435	0.0725		mg/Kg-dry	1	10/28/10 11:02 PM
Benzo[b]fluoranthene	<0.0290	0.0290	0.0725		mg/Kg-dry	1	10/28/10 11:02 PM
Benzo[g,h,i]perylene	<0.0290	0.0290	0.0725		mg/Kg-dry	1	10/28/10 11:02 PM
Benzo[k]fluoranthene	<0.0435	0.0435	0.0725		mg/Kg-dry	1	10/28/10 11:02 PM
Chrysene	<0.0290	0.0290	0.0725		mg/Kg-dry	1	10/28/10 11:02 PM
Dibenz[a,h]anthracene	<0.0290	0.0290	0.0725		mg/Kg-dry	1	10/28/10 11:02 PM
Fluoranthene	0.0189	0.0145	0.0725	J	mg/Kg-dry	1	10/28/10 11:02 PM
Fluorene	<0.0145	0.0145	0.0725		mg/Kg-dry	1	10/28/10 11:02 PM
Indeno[1,2,3-cd]pyrene	<0.0145	0.0145	0.0725		mg/Kg-dry	1	10/28/10 11:02 PM
Naphthalene	<0.0145	0.0145	0.0725		mg/Kg-dry	1	10/28/10 11:02 PM
Phenanthrene	<0.0145	0.0145	0.0725		mg/Kg-dry	1	10/28/10 11:02 PM
Pyrene	<0.0290	0.0290	0.0725		mg/Kg-dry	1	10/28/10 11:02 PM
Surr: 2-Fluorobiphenyl	59.7	0	40 - 140		%REC	1	10/28/10 11:02 PM
Surr: 4-Terphenyl-d14	76.2	0	40 - 140		%REC	1	10/28/10 11:02 PM
Volatiles by 8260/5035 GC/MS		SW8260B					Analyst: AJR
1,1,1-Trichloroethane	<0.00147	0.00147	0.00734		mg/Kg-dry	1	10/25/10 04:05 PM
1,1,2,2-Tetrachloroethane	<0.00147	0.00147	0.00734		mg/Kg-dry	1	10/25/10 04:05 PM
1,1,2-Trichloroethane	<0.00147	0.00147	0.00734		mg/Kg-dry	1	10/25/10 04:05 PM
1,1,2-Trichlorotrifluoroethane	<0.00734	0.00734	0.0220		mg/Kg-dry	1	10/25/10 04:05 PM
1,1-Dichloroethane	<0.00147	0.00147	0.00734		mg/Kg-dry	1	10/25/10 04:05 PM
1,1-Dichloroethene	<0.00147	0.00147	0.00734		mg/Kg-dry	1	10/25/10 04:05 PM
1,2,4-Trichlorobenzene	<0.00147	0.00147	0.00734		mg/Kg-dry	1	10/25/10 04:05 PM
1,2-Dibromo-3-chloropropane	<0.00147	0.00147	0.00734		mg/Kg-dry	1	10/25/10 04:05 PM
1,2-Dibromoethane	<0.00147	0.00147	0.00734		mg/Kg-dry	1	10/25/10 04:05 PM
1,2-Dichlorobenzene	<0.00147	0.00147	0.00734		mg/Kg-dry	1	10/25/10 04:05 PM
1,2-Dichloroethane	<0.00147	0.00147	0.00734		mg/Kg-dry	1	10/25/10 04:05 PM
1,2-Dichloropropane	<0.00147	0.00147	0.00734		mg/Kg-dry	1	10/25/10 04:05 PM
1,3-Dichlorobenzene	<0.00147	0.00147	0.00734		mg/Kg-dry	1	10/25/10 04:05 PM
1,4-Dichlorobenzene	<0.00147	0.00147	0.00734		mg/Kg-dry	1	10/25/10 04:05 PM
2-Butanone	<0.00734	0.00734	0.0220		mg/Kg-dry	1	10/25/10 04:05 PM
2-Hexanone	<0.00734	0.00734	0.0220		mg/Kg-dry	1	10/25/10 04:05 PM
4-Methyl-2-pentanone	<0.00734	0.00734	0.0220		mg/Kg-dry	1	10/25/10 04:05 PM
Acetone	0.0386	0.0220	0.0734	J	mg/Kg-dry	1	10/25/10 04:05 PM

Qualifiers:

	See Final Page of Report for MQLs and MDLs	J	Analyte detected between SDL and RL
B	Analyte detected in the associated Method Blank	N	Parameter not NELAC certified
C	Sample Result or QC discussed in the Case Narrative	ND	Not Detected at the SDL
DF	Dilution Factor	RL	Reporting Limit (MQL adjusted for moisture and sample size)
E	TPH pattern not Gas or Diesel Range Pattern	S	Spike Recovery outside control limits
		SDL	Sample Detection Limit

DHL Analytical

Date: 11/02/10

CLIENT:	Geo Strata Environmental Consultants	Client Sample ID:	SO-FD-7
Project:	Hillcrest CEI	Lab ID:	1010173-12
Project No:	760-SL11	Collection Date:	10/22/10 01:40 PM
Lab Order:	1010173	Matrix:	Soil

Analyses	Result	SDL	RL	Qual	Units	DF	Date Analyzed
Benzene	<0.00147	0.00147	0.00734		mg/Kg-dry	1	10/25/10 04:05 PM
Bromodichloromethane	<0.00147	0.00147	0.00734		mg/Kg-dry	1	10/25/10 04:05 PM
Bromoform	<0.00147	0.00147	0.00734		mg/Kg-dry	1	10/25/10 04:05 PM
Bromomethane	<0.00147	0.00147	0.00734		mg/Kg-dry	1	10/25/10 04:05 PM
Carbon disulfide	<0.00147	0.00147	0.00734		mg/Kg-dry	1	10/25/10 04:05 PM
Carbon tetrachloride	<0.00147	0.00147	0.00734		mg/Kg-dry	1	10/25/10 04:05 PM
Chlorobenzene	<0.00147	0.00147	0.00734		mg/Kg-dry	1	10/25/10 04:05 PM
Chloroethane	<0.00147	0.00147	0.00734		mg/Kg-dry	1	10/25/10 04:05 PM
Chloroform	<0.00147	0.00147	0.00734		mg/Kg-dry	1	10/25/10 04:05 PM
Chloromethane	<0.00147	0.00147	0.00734		mg/Kg-dry	1	10/25/10 04:05 PM
cis-1,2-Dichloroethene	<0.00147	0.00147	0.00734		mg/Kg-dry	1	10/25/10 04:05 PM
cis-1,3-Dichloropropene	<0.00147	0.00147	0.00734		mg/Kg-dry	1	10/25/10 04:05 PM
Cyclohexane	<0.00734	0.00734	0.0220	N	mg/Kg-dry	1	10/25/10 04:05 PM
Dibromochloromethane	<0.00147	0.00147	0.00734		mg/Kg-dry	1	10/25/10 04:05 PM
Dichlorodifluoromethane	<0.00147	0.00147	0.00734		mg/Kg-dry	1	10/25/10 04:05 PM
Ethylbenzene	<0.00147	0.00147	0.00734		mg/Kg-dry	1	10/25/10 04:05 PM
Isopropylbenzene	<0.00147	0.00147	0.00734		mg/Kg-dry	1	10/25/10 04:05 PM
m,p-Xylene	<0.00147	0.00147	0.00734		mg/Kg-dry	1	10/25/10 04:05 PM
Methyl Acetate	<0.00734	0.00734	0.0220		mg/Kg-dry	1	10/25/10 04:05 PM
Methyl tert-butyl ether	<0.00147	0.00147	0.00734		mg/Kg-dry	1	10/25/10 04:05 PM
Methylcyclohexane	<0.00734	0.00734	0.0220		mg/Kg-dry	1	10/25/10 04:05 PM
Methylene chloride	<0.00734	0.00734	0.00734		mg/Kg-dry	1	10/25/10 04:05 PM
o-Xylene	<0.00147	0.00147	0.00734		mg/Kg-dry	1	10/25/10 04:05 PM
Styrene	<0.00147	0.00147	0.00734		mg/Kg-dry	1	10/25/10 04:05 PM
Tetrachloroethene	<0.00147	0.00147	0.00734		mg/Kg-dry	1	10/25/10 04:05 PM
Toluene	<0.00147	0.00147	0.00734		mg/Kg-dry	1	10/25/10 04:05 PM
trans-1,2-Dichloroethene	<0.00147	0.00147	0.00734		mg/Kg-dry	1	10/25/10 04:05 PM
trans-1,3-Dichloropropene	<0.00147	0.00147	0.00734		mg/Kg-dry	1	10/25/10 04:05 PM
Trichloroethene	<0.00147	0.00147	0.00734		mg/Kg-dry	1	10/25/10 04:05 PM
Trichlorofluoromethane	<0.00734	0.00734	0.0220		mg/Kg-dry	1	10/25/10 04:05 PM
Vinyl chloride	<0.00147	0.00147	0.00734		mg/Kg-dry	1	10/25/10 04:05 PM
Surr: 1,2-Dichloroethane-d4	109	0	52 - 149		%REC	1	10/25/10 04:05 PM
Surr: 4-Bromofluorobenzene	103	0	84 - 118		%REC	1	10/25/10 04:05 PM
Surr: Dibromofluoromethane	100	0	65 - 135		%REC	1	10/25/10 04:05 PM
Surr: Toluene-d8	95.7	0	84 - 116		%REC	1	10/25/10 04:05 PM
Percent Moisture		**D2216**					**Analyst: AA**
Percent Moisture	32.8	0	0		WT%	1	11/01/10 10:20 AM

Qualifiers:				
		See Final Page of Report for MQLs and MDLs	J	Analyte detected between SDL and RL
	B	Analyte detected in the associated Method Blank	N	Parameter not NELAC certified
	C	Sample Result or QC discussed in the Case Narrative	ND	Not Detected at the SDL
	DF	Dilution Factor	RL	Reporting Limit (MQL adjusted for moisture and sample size)
	E	TPH pattern not Gas or Diesel Range Pattern	S	Spike Recovery outside control limits
			SDL	Sample Detection Limit

DHL Analytical

Date: 11/02/10

CLIENT:	Geo Strata Environmental Consultants	Client Sample ID:	GW-TB
Project:	Hillcrest CEI	Lab ID:	1010173-14
Project No:	760-SL11	Collection Date:	10/22/10
Lab Order:	1010173	Matrix:	Trip Blank

Analyses	Result	SDL	RL	Qual	Units	DF	Date Analyzed
8260 Water Volatiles by GC/MS		SW8260B					Analyst: CZ
1,1,1-Trichloroethane	<0.000200	0.000200	0.00100		mg/L	1	10/27/10 04:20 PM
1,1,2,2-Tetrachloroethane	<0.000200	0.000200	0.00100		mg/L	1	10/27/10 04:20 PM
1,1,2-Trichloroethane	<0.000200	0.000200	0.00100		mg/L	1	10/27/10 04:20 PM
1,1,2-Trichlorotrifluoroethane	<0.00500	0.00500	0.0150		mg/L	1	10/27/10 04:20 PM
1,1-Dichloroethane	<0.000200	0.000200	0.00100		mg/L	1	10/27/10 04:20 PM
1,1-Dichloroethene	<0.000200	0.000200	0.00100		mg/L	1	10/27/10 04:20 PM
1,2,4-Trichlorobenzene	<0.00150	0.00150	0.00500		mg/L	1	10/27/10 04:20 PM
1,2-Dibromo-3-chloropropane	<0.00300	0.00300	0.0100		mg/L	1	10/27/10 04:20 PM
1,2-Dibromoethane	<0.000200	0.000200	0.00100		mg/L	1	10/27/10 04:20 PM
1,2-Dichlorobenzene	<0.000300	0.000300	0.00100		mg/L	1	10/27/10 04:20 PM
1,2-Dichloroethane	<0.000300	0.000300	0.00100		mg/L	1	10/27/10 04:20 PM
1,2-Dichloropropane	<0.000200	0.000200	0.00100		mg/L	1	10/27/10 04:20 PM
1,3-Dichlorobenzene	<0.000300	0.000300	0.00100		mg/L	1	10/27/10 04:20 PM
1,4-Dichlorobenzene	<0.000300	0.000300	0.00100		mg/L	1	10/27/10 04:20 PM
2-Butanone	<0.00500	0.00500	0.0150		mg/L	1	10/27/10 04:20 PM
2-Hexanone	<0.00500	0.00500	0.0150		mg/L	1	10/27/10 04:20 PM
4-Methyl-2-pentanone	<0.00500	0.00500	0.0150		mg/L	1	10/27/10 04:20 PM
Acetone	<0.00500	0.00500	0.0150		mg/L	1	10/27/10 04:20 PM
Benzene	<0.000200	0.000200	0.00100		mg/L	1	10/27/10 04:20 PM
Bromodichloromethane	<0.000200	0.000200	0.00100		mg/L	1	10/27/10 04:20 PM
Bromoform	<0.000200	0.000200	0.00100		mg/L	1	10/27/10 04:20 PM
Bromomethane	<0.000300	0.000300	0.00100		mg/L	1	10/27/10 04:20 PM
Carbon disulfide	<0.00500	0.00500	0.0150		mg/L	1	10/27/10 04:20 PM
Carbon tetrachloride	<0.000200	0.000200	0.00100		mg/L	1	10/27/10 04:20 PM
Chlorobenzene	<0.000200	0.000200	0.00100		mg/L	1	10/27/10 04:20 PM
Chloroethane	<0.000300	0.000300	0.00100		mg/L	1	10/27/10 04:20 PM
Chloroform	<0.000300	0.000300	0.00100		mg/L	1	10/27/10 04:20 PM
Chloromethane	<0.000300	0.000300	0.00100		mg/L	1	10/27/10 04:20 PM
cis-1,2-Dichloroethene	<0.000200	0.000200	0.00100		mg/L	1	10/27/10 04:20 PM
cis-1,3-Dichloropropene	<0.000200	0.000200	0.00100		mg/L	1	10/27/10 04:20 PM
Cyclohexane	<0.00500	0.00500	0.0150	N	mg/L	1	10/27/10 04:20 PM
Dibromochloromethane	<0.000200	0.000200	0.00100		mg/L	1	10/27/10 04:20 PM
Dichlorodifluoromethane	<0.000200	0.000200	0.00100		mg/L	1	10/27/10 04:20 PM
Ethylbenzene	<0.000300	0.000300	0.00100		mg/L	1	10/27/10 04:20 PM
Isopropylbenzene	<0.000200	0.000200	0.00100		mg/L	1	10/27/10 04:20 PM
m,p-Xylene	<0.000600	0.000600	0.00200		mg/L	1	10/27/10 04:20 PM
Methyl Acetate	<0.00500	0.00500	0.0150		mg/L	1	10/27/10 04:20 PM
Methyl tert-butyl ether	<0.000300	0.000300	0.00100		mg/L	1	10/27/10 04:20 PM
Methylcyclohexane	<0.00500	0.00500	0.0150		mg/L	1	10/27/10 04:20 PM
Methylene chloride	<0.00250	0.00250	0.00250		mg/L	1	10/27/10 04:20 PM
o-Xylene	<0.000300	0.000300	0.00100		mg/L	1	10/27/10 04:20 PM
Styrene	<0.000200	0.000200	0.00100		mg/L	1	10/27/10 04:20 PM
Tetrachloroethene	<0.000600	0.000600	0.00200		mg/L	1	10/27/10 04:20 PM
Toluene	<0.000600	0.000600	0.00200		mg/L	1	10/27/10 04:20 PM

Qualifiers:

	See Final Page of Report for MQLs and MDLs	J	Analyte detected between SDL and RL
B	Analyte detected in the associated Method Blank	N	Parameter not NELAC certified
C	Sample Result or QC discussed in the Case Narrative	ND	Not Detected at the SDL
DF	Dilution Factor	RL	Reporting Limit (MQL adjusted for moisture and sample size)
E	TPH pattern not Gas or Diesel Range Pattern	S	Spike Recovery outside control limits
		SDL	Sample Detection Limit

DHL Analytical

Date: 11/02/10

CLIENT:	Geo Strata Environmental Consultants	Client Sample ID:	GW-TB
Project:	Hillcrest CEI	Lab ID:	1010173-14
Project No:	760-SL11	Collection Date:	10/22/10
Lab Order:	1010173	Matrix:	Trip Blank

Analyses	Result	SDL	RL	Qual	Units	DF	Date Analyzed
trans-1,2-Dichloroethene	<0.000200	0.000200	0.00100		mg/L	1	10/27/10 04:20 PM
trans-1,3-Dichloropropene	<0.000200	0.000200	0.00100		mg/L	1	10/27/10 04:20 PM
Trichloroethene	<0.000600	0.000600	0.00200		mg/L	1	10/27/10 04:20 PM
Trichlorofluoromethane	<0.000200	0.000200	0.00100		mg/L	1	10/27/10 04:20 PM
Vinyl chloride	<0.000100	0.000100	0.00100		mg/L	1	10/27/10 04:20 PM
Surr: 1,2-Dichloroethane-d4	95.9	0	72 - 119		%REC	1	10/27/10 04:20 PM
Surr: 4-Bromofluorobenzene	95.0	0	76 - 119		%REC	1	10/27/10 04:20 PM
Surr: Dibromofluoromethane	94.8	0	85 - 115		%REC	1	10/27/10 04:20 PM
Surr: Toluene-d8	100	0	81 - 120		%REC	1	10/27/10 04:20 PM

Qualifiers:

	See Final Page of Report for MQLs and MDLs	J	Analyte detected between SDL and RL
B	Analyte detected in the associated Method Blank	N	Parameter not NELAC certified
C	Sample Result or QC discussed in the Case Narrative	ND	Not Detected at the SDL
DF	Dilution Factor	RL	Reporting Limit (MQL adjusted for moisture and sample size)
E	TPH pattern not Gas or Diesel Range Pattern	S	Spike Recovery outside control limits
		SDL	Sample Detection Limit

DHL Analytical

Date: 11/02/10

CLIENT:	Geo Strata Environmental Consultants	Client Sample ID:	SO-SB21-01
Project:	Hillcrest CEI	Lab ID:	1010173-15
Project No:	760-SL11	Collection Date:	10/22/10 08:21 AM
Lab Order:	1010173	Matrix:	Soil

Analyses	Result	SDL	RL	Qual	Units	DF	Date Analyzed
Tx1005 TPH Soil		TX1005					Analyst: AV
T/R Hydrocarbons: C6-C12	<6.83	6.83	19.5		mg/Kg-dry	1	10/25/10 07:39 PM
T/R Hydrocarbons: >C12-C28	<6.83	6.83	19.5		mg/Kg-dry	1	10/25/10 07:39 PM
T/R Hydrocarbons: >C28-C35	<6.83	6.83	19.5		mg/Kg-dry	1	10/25/10 07:39 PM
T/R Hydrocarbons: C6-C35	<6.83	6.83	19.5		mg/Kg-dry	1	10/25/10 07:39 PM
Surr: Isopropylbenzene	91.2	0	70 - 130		%REC	1	10/25/10 07:39 PM
Surr: Octacosane	98.4	0	70 - 130		%REC	1	10/25/10 07:39 PM
PAHs: GC/MS		SW8270C					Analyst: DO
Acenaphthene	<0.0230	0.0230	0.0576		mg/Kg-dry	1	10/29/10 01:47 PM
Acenaphthylene	<0.0115	0.0115	0.0576		mg/Kg-dry	1	10/29/10 01:47 PM
Anthracene	<0.0115	0.0115	0.0576		mg/Kg-dry	1	10/29/10 01:47 PM
Benzo[a]anthracene	<0.0230	0.0230	0.0576		mg/Kg-dry	1	10/29/10 01:47 PM
Benzo[a]pyrene	<0.0346	0.0346	0.0576		mg/Kg-dry	1	10/29/10 01:47 PM
Benzo[b]fluoranthene	<0.0230	0.0230	0.0576		mg/Kg-dry	1	10/29/10 01:47 PM
Benzo[g,h,i]perylene	<0.0230	0.0230	0.0576		mg/Kg-dry	1	10/29/10 01:47 PM
Benzo[k]fluoranthene	<0.0346	0.0346	0.0576		mg/Kg-dry	1	10/29/10 01:47 PM
Chrysene	<0.0230	0.0230	0.0576		mg/Kg-dry	1	10/29/10 01:47 PM
Dibenz[a,h]anthracene	<0.0230	0.0230	0.0576		mg/Kg-dry	1	10/29/10 01:47 PM
Fluoranthene	<0.0115	0.0115	0.0576		mg/Kg-dry	1	10/29/10 01:47 PM
Fluorene	<0.0115	0.0115	0.0576		mg/Kg-dry	1	10/29/10 01:47 PM
Indeno[1,2,3-cd]pyrene	<0.0115	0.0115	0.0576		mg/Kg-dry	1	10/29/10 01:47 PM
Naphthalene	<0.0115	0.0115	0.0576		mg/Kg-dry	1	10/29/10 01:47 PM
Phenanthrene	<0.0115	0.0115	0.0576		mg/Kg-dry	1	10/29/10 01:47 PM
Pyrene	<0.0230	0.0230	0.0576		mg/Kg-dry	1	10/29/10 01:47 PM
Surr: 2-Fluorobiphenyl	64.7	0	40 - 140		%REC	1	10/29/10 01:47 PM
Surr: 4-Terphenyl-d14	82.9	0	40 - 140		%REC	1	10/29/10 01:47 PM
Volatiles by 8260/5035 GC/MS		SW8260B					Analyst: AJR
1,1,1-Trichloroethane	<0.00114	0.00114	0.00570		mg/Kg-dry	1	10/25/10 04:37 PM
1,1,2,2-Tetrachloroethane	<0.00114	0.00114	0.00570		mg/Kg-dry	1	10/25/10 04:37 PM
1,1,2-Trichloroethane	<0.00114	0.00114	0.00570		mg/Kg-dry	1	10/25/10 04:37 PM
1,1,2-Trichlorotrifluoroethane	<0.00570	0.00570	0.0171		mg/Kg-dry	1	10/25/10 04:37 PM
1,1-Dichloroethane	<0.00114	0.00114	0.00570		mg/Kg-dry	1	10/25/10 04:37 PM
1,1-Dichloroethene	<0.00114	0.00114	0.00570		mg/Kg-dry	1	10/25/10 04:37 PM
1,2,4-Trichlorobenzene	<0.00114	0.00114	0.00570		mg/Kg-dry	1	10/25/10 04:37 PM
1,2-Dibromo-3-chloropropane	<0.00114	0.00114	0.00570		mg/Kg-dry	1	10/25/10 04:37 PM
1,2-Dibromoethane	<0.00114	0.00114	0.00570		mg/Kg-dry	1	10/25/10 04:37 PM
1,2-Dichlorobenzene	<0.00114	0.00114	0.00570		mg/Kg-dry	1	10/25/10 04:37 PM
1,2-Dichloroethane	<0.00114	0.00114	0.00570		mg/Kg-dry	1	10/25/10 04:37 PM
1,2-Dichloropropane	<0.00114	0.00114	0.00570		mg/Kg-dry	1	10/25/10 04:37 PM
1,3-Dichlorobenzene	<0.00114	0.00114	0.00570		mg/Kg-dry	1	10/25/10 04:37 PM
1,4-Dichlorobenzene	<0.00114	0.00114	0.00570		mg/Kg-dry	1	10/25/10 04:37 PM
2-Butanone	<0.00570	0.00570	0.0171		mg/Kg-dry	1	10/25/10 04:37 PM
2-Hexanone	<0.00570	0.00570	0.0171		mg/Kg-dry	1	10/25/10 04:37 PM
4-Methyl-2-pentanone	<0.00570	0.00570	0.0171		mg/Kg-dry	1	10/25/10 04:37 PM
Acetone	<0.0171	0.0171	0.0570		mg/Kg-dry	1	10/25/10 04:37 PM

Qualifiers:

	See Final Page of Report for MQLs and MDLs	J	Analyte detected between SDL and RL
B	Analyte detected in the associated Method Blank	N	Parameter not NELAC certified
C	Sample Result or QC discussed in the Case Narrative	ND	Not Detected at the SDL
DF	Dilution Factor	RL	Reporting Limit (MQL adjusted for moisture and sample size)
E	TPH pattern not Gas or Diesel Range Pattern	S	Spike Recovery outside control limits
		SDL	Sample Detection Limit

DHL Analytical

Date: 11/02/10

CLIENT:	Geo Strata Environmental Consultants	Client Sample ID:	SO-SB21-01
Project:	Hillcrest CEI	Lab ID:	1010173-15
Project No:	760-SL11	Collection Date:	10/22/10 08:21 AM
Lab Order:	1010173	Matrix:	Soil

Analyses	Result	SDL	RL	Qual	Units	DF	Date Analyzed
Benzene	<0.00114	0.00114	0.00570		mg/Kg-dry	1	10/25/10 04:37 PM
Bromodichloromethane	<0.00114	0.00114	0.00570		mg/Kg-dry	1	10/25/10 04:37 PM
Bromoform	<0.00114	0.00114	0.00570		mg/Kg-dry	1	10/25/10 04:37 PM
Bromomethane	<0.00114	0.00114	0.00570		mg/Kg-dry	1	10/25/10 04:37 PM
Carbon disulfide	<0.00114	0.00114	0.00570		mg/Kg-dry	1	10/25/10 04:37 PM
Carbon tetrachloride	<0.00114	0.00114	0.00570		mg/Kg-dry	1	10/25/10 04:37 PM
Chlorobenzene	<0.00114	0.00114	0.00570		mg/Kg-dry	1	10/25/10 04:37 PM
Chloroethane	<0.00114	0.00114	0.00570		mg/Kg-dry	1	10/25/10 04:37 PM
Chloroform	<0.00114	0.00114	0.00570		mg/Kg-dry	1	10/25/10 04:37 PM
Chloromethane	<0.00114	0.00114	0.00570		mg/Kg-dry	1	10/25/10 04:37 PM
cis-1,2-Dichloroethene	<0.00114	0.00114	0.00570		mg/Kg-dry	1	10/25/10 04:37 PM
cis-1,3-Dichloropropene	<0.00114	0.00114	0.00570		mg/Kg-dry	1	10/25/10 04:37 PM
Cyclohexane	<0.00570	0.00570	0.0171	N	mg/Kg-dry	1	10/25/10 04:37 PM
Dibromochloromethane	<0.00114	0.00114	0.00570		mg/Kg-dry	1	10/25/10 04:37 PM
Dichlorodifluoromethane	<0.00114	0.00114	0.00570		mg/Kg-dry	1	10/25/10 04:37 PM
Ethylbenzene	<0.00114	0.00114	0.00570		mg/Kg-dry	1	10/25/10 04:37 PM
Isopropylbenzene	<0.00114	0.00114	0.00570		mg/Kg-dry	1	10/25/10 04:37 PM
m,p-Xylene	<0.00114	0.00114	0.00570		mg/Kg-dry	1	10/25/10 04:37 PM
Methyl Acetate	<0.00570	0.00570	0.0171		mg/Kg-dry	1	10/25/10 04:37 PM
Methyl tert-butyl ether	<0.00114	0.00114	0.00570		mg/Kg-dry	1	10/25/10 04:37 PM
Methylcyclohexane	<0.00570	0.00570	0.0171		mg/Kg-dry	1	10/25/10 04:37 PM
Methylene chloride	<0.00570	0.00570	0.00570		mg/Kg-dry	1	10/25/10 04:37 PM
o-Xylene	<0.00114	0.00114	0.00570		mg/Kg-dry	1	10/25/10 04:37 PM
Styrene	<0.00114	0.00114	0.00570		mg/Kg-dry	1	10/25/10 04:37 PM
Tetrachloroethene	<0.00114	0.00114	0.00570		mg/Kg-dry	1	10/25/10 04:37 PM
Toluene	<0.00114	0.00114	0.00570		mg/Kg-dry	1	10/25/10 04:37 PM
trans-1,2-Dichloroethene	<0.00114	0.00114	0.00570		mg/Kg-dry	1	10/25/10 04:37 PM
trans-1,3-Dichloropropene	<0.00114	0.00114	0.00570		mg/Kg-dry	1	10/25/10 04:37 PM
Trichloroethene	<0.00114	0.00114	0.00570		mg/Kg-dry	1	10/25/10 04:37 PM
Trichlorofluoromethane	<0.00570	0.00570	0.0171		mg/Kg-dry	1	10/25/10 04:37 PM
Vinyl chloride	<0.00114	0.00114	0.00570		mg/Kg-dry	1	10/25/10 04:37 PM
Surr: 1,2-Dichloroethane-d4	114	0	52 - 149		%REC	1	10/25/10 04:37 PM
Surr: 4-Bromofluorobenzene	107	0	84 - 118		%REC	1	10/25/10 04:37 PM
Surr: Dibromofluoromethane	97.4	0	65 - 135		%REC	1	10/25/10 04:37 PM
Surr: Toluene-d8	96.8	0	84 - 116		%REC	1	10/25/10 04:37 PM
Percent Moisture		**D2216**					**Analyst: AA**
Percent Moisture	18.5	0	0		WT%	1	11/01/10 10:20 AM

Qualifiers:		See Final Page of Report for MQLs and MDLs	J	Analyte detected between SDL and RL
	B	Analyte detected in the associated Method Blank	N	Parameter not NELAC certified
	C	Sample Result or QC discussed in the Case Narrative	ND	Not Detected at the SDL
	DF	Dilution Factor	RL	Reporting Limit (MQL adjusted for moisture and sample size)
	E	TPH pattern not Gas or Diesel Range Pattern	S	Spike Recovery outside control limits
			SDL	Sample Detection Limit

DHL Analytical

Date: 11/02/10

CLIENT:	Geo Strata Environmental Consultants	Client Sample ID:	SO-SB4-01
Project:	Hillcrest CEI	Lab ID:	1010173-16
Project No:	760-SL11	Collection Date:	10/22/10 09:54 AM
Lab Order:	1010173	Matrix:	Soil

Analyses	Result	SDL	RL	Qual	Units	DF	Date Analyzed
Tx1005 TPH Soil		TX1005					Analyst: AV
T/R Hydrocarbons: C6-C12	<6.68	6.68	19.1		mg/Kg-dry	1	10/25/10 07:48 PM
T/R Hydrocarbons: >C12-C28	<6.68	6.68	19.1		mg/Kg-dry	1	10/25/10 07:48 PM
T/R Hydrocarbons: >C28-C35	<6.68	6.68	19.1		mg/Kg-dry	1	10/25/10 07:48 PM
T/R Hydrocarbons: C6-C35	<6.68	6.68	19.1		mg/Kg-dry	1	10/25/10 07:48 PM
Surr: Isopropylbenzene	88.3	0	70 - 130		%REC	1	10/25/10 07:48 PM
Surr: Octacosane	101	0	70 - 130		%REC	1	10/25/10 07:48 PM
PAHs: GC/MS		SW8270C					Analyst: DO
Acenaphthene	<0.0235	0.0235	0.0587		mg/Kg-dry	1	10/29/10 02:18 PM
Acenaphthylene	<0.0117	0.0117	0.0587		mg/Kg-dry	1	10/29/10 02:18 PM
Anthracene	<0.0117	0.0117	0.0587		mg/Kg-dry	1	10/29/10 02:18 PM
Benzo[a]anthracene	<0.0235	0.0235	0.0587		mg/Kg-dry	1	10/29/10 02:18 PM
Benzo[a]pyrene	<0.0352	0.0352	0.0587		mg/Kg-dry	1	10/29/10 02:18 PM
Benzo[b]fluoranthene	<0.0235	0.0235	0.0587		mg/Kg-dry	1	10/29/10 02:18 PM
Benzo[g,h,i]perylene	<0.0235	0.0235	0.0587		mg/Kg-dry	1	10/29/10 02:18 PM
Benzo[k]fluoranthene	<0.0352	0.0352	0.0587		mg/Kg-dry	1	10/29/10 02:18 PM
Chrysene	<0.0235	0.0235	0.0587		mg/Kg-dry	1	10/29/10 02:18 PM
Dibenz[a,h]anthracene	<0.0235	0.0235	0.0587		mg/Kg-dry	1	10/29/10 02:18 PM
Fluoranthene	<0.0117	0.0117	0.0587		mg/Kg-dry	1	10/29/10 02:18 PM
Fluorene	<0.0117	0.0117	0.0587		mg/Kg-dry	1	10/29/10 02:18 PM
Indeno[1,2,3-cd]pyrene	<0.0117	0.0117	0.0587		mg/Kg-dry	1	10/29/10 02:18 PM
Naphthalene	<0.0117	0.0117	0.0587		mg/Kg-dry	1	10/29/10 02:18 PM
Phenanthrene	<0.0117	0.0117	0.0587		mg/Kg-dry	1	10/29/10 02:18 PM
Pyrene	<0.0235	0.0235	0.0587		mg/Kg-dry	1	10/29/10 02:18 PM
Surr: 2-Fluorobiphenyl	59.0	0	40 - 140		%REC	1	10/29/10 02:18 PM
Surr: 4-Terphenyl-d14	78.4	0	40 - 140		%REC	1	10/29/10 02:18 PM
Volatiles by 8260/5035 GC/MS		SW8260B					Analyst: AJR
1,1,1-Trichloroethane	<0.00112	0.00112	0.00562		mg/Kg-dry	1	10/25/10 05:09 PM
1,1,2,2-Tetrachloroethane	<0.00112	0.00112	0.00562		mg/Kg-dry	1	10/25/10 05:09 PM
1,1,2-Trichloroethane	<0.00112	0.00112	0.00562		mg/Kg-dry	1	10/25/10 05:09 PM
1,1,2-Trichlorotrifluoroethane	<0.00562	0.00562	0.0168		mg/Kg-dry	1	10/25/10 05:09 PM
1,1-Dichloroethane	<0.00112	0.00112	0.00562		mg/Kg-dry	1	10/25/10 05:09 PM
1,1-Dichloroethene	<0.00112	0.00112	0.00562		mg/Kg-dry	1	10/25/10 05:09 PM
1,2,4-Trichlorobenzene	<0.00112	0.00112	0.00562		mg/Kg-dry	1	10/25/10 05:09 PM
1,2-Dibromo-3-chloropropane	<0.00112	0.00112	0.00562		mg/Kg-dry	1	10/25/10 05:09 PM
1,2-Dibromoethane	<0.00112	0.00112	0.00562		mg/Kg-dry	1	10/25/10 05:09 PM
1,2-Dichlorobenzene	<0.00112	0.00112	0.00562		mg/Kg-dry	1	10/25/10 05:09 PM
1,2-Dichloroethane	<0.00112	0.00112	0.00562		mg/Kg-dry	1	10/25/10 05:09 PM
1,2-Dichloropropane	<0.00112	0.00112	0.00562		mg/Kg-dry	1	10/25/10 05:09 PM
1,3-Dichlorobenzene	<0.00112	0.00112	0.00562		mg/Kg-dry	1	10/25/10 05:09 PM
1,4-Dichlorobenzene	<0.00112	0.00112	0.00562		mg/Kg-dry	1	10/25/10 05:09 PM
2-Butanone	<0.00562	0.00562	0.0168		mg/Kg-dry	1	10/25/10 05:09 PM
2-Hexanone	<0.00562	0.00562	0.0168		mg/Kg-dry	1	10/25/10 05:09 PM
4-Methyl-2-pentanone	<0.00562	0.00562	0.0168		mg/Kg-dry	1	10/25/10 05:09 PM
Acetone	<0.0168	0.0168	0.0562		mg/Kg-dry	1	10/25/10 05:09 PM

Qualifiers:

	See Final Page of Report for MQLs and MDLs	J	Analyte detected between SDL and RL
B	Analyte detected in the associated Method Blank	N	Parameter not NELAC certified
C	Sample Result or QC discussed in the Case Narrative	ND	Not Detected at the SDL
DF	Dilution Factor	RL	Reporting Limit (MQL adjusted for moisture and sample size)
E	TPH pattern not Gas or Diesel Range Pattern	S	Spike Recovery outside control limits
		SDL	Sample Detection Limit

DHL Analytical

Date: 11/02/10

CLIENT:	Geo Strata Environmental Consultants	Client Sample ID:	SO-SB4-01
Project:	Hillcrest CEI	Lab ID:	1010173-16
Project No:	760-SL11	Collection Date:	10/22/10 09:54 AM
Lab Order:	1010173	Matrix:	Soil

Analyses	Result	SDL	RL	Qual	Units	DF	Date Analyzed
Benzene	<0.00112	0.00112	0.00562		mg/Kg-dry	1	10/25/10 05:09 PM
Bromodichloromethane	<0.00112	0.00112	0.00562		mg/Kg-dry	1	10/25/10 05:09 PM
Bromoform	<0.00112	0.00112	0.00562		mg/Kg-dry	1	10/25/10 05:09 PM
Bromomethane	<0.00112	0.00112	0.00562		mg/Kg-dry	1	10/25/10 05:09 PM
Carbon disulfide	<0.00112	0.00112	0.00562		mg/Kg-dry	1	10/25/10 05:09 PM
Carbon tetrachloride	<0.00112	0.00112	0.00562		mg/Kg-dry	1	10/25/10 05:09 PM
Chlorobenzene	<0.00112	0.00112	0.00562		mg/Kg-dry	1	10/25/10 05:09 PM
Chloroethane	<0.00112	0.00112	0.00562		mg/Kg-dry	1	10/25/10 05:09 PM
Chloroform	<0.00112	0.00112	0.00562		mg/Kg-dry	1	10/25/10 05:09 PM
Chloromethane	<0.00112	0.00112	0.00562		mg/Kg-dry	1	10/25/10 05:09 PM
cis-1,2-Dichloroethene	<0.00112	0.00112	0.00562		mg/Kg-dry	1	10/25/10 05:09 PM
cis-1,3-Dichloropropene	<0.00112	0.00112	0.00562		mg/Kg-dry	1	10/25/10 05:09 PM
Cyclohexane	<0.00562	0.00562	0.0168	N	mg/Kg-dry	1	10/25/10 05:09 PM
Dibromochloromethane	<0.00112	0.00112	0.00562		mg/Kg-dry	1	10/25/10 05:09 PM
Dichlorodifluoromethane	<0.00112	0.00112	0.00562		mg/Kg-dry	1	10/25/10 05:09 PM
Ethylbenzene	<0.00112	0.00112	0.00562		mg/Kg-dry	1	10/25/10 05:09 PM
Isopropylbenzene	<0.00112	0.00112	0.00562		mg/Kg-dry	1	10/25/10 05:09 PM
m,p-Xylene	<0.00112	0.00112	0.00562		mg/Kg-dry	1	10/25/10 05:09 PM
Methyl Acetate	<0.00562	0.00562	0.0168		mg/Kg-dry	1	10/25/10 05:09 PM
Methyl tert-butyl ether	<0.00112	0.00112	0.00562		mg/Kg-dry	1	10/25/10 05:09 PM
Methylcyclohexane	<0.00562	0.00562	0.0168		mg/Kg-dry	1	10/25/10 05:09 PM
Methylene chloride	<0.00562	0.00562	0.00562		mg/Kg-dry	1	10/25/10 05:09 PM
o-Xylene	<0.00112	0.00112	0.00562		mg/Kg-dry	1	10/25/10 05:09 PM
Styrene	<0.00112	0.00112	0.00562		mg/Kg-dry	1	10/25/10 05:09 PM
Tetrachloroethene	<0.00112	0.00112	0.00562		mg/Kg-dry	1	10/25/10 05:09 PM
Toluene	<0.00112	0.00112	0.00562		mg/Kg-dry	1	10/25/10 05:09 PM
trans-1,2-Dichloroethene	<0.00112	0.00112	0.00562		mg/Kg-dry	1	10/25/10 05:09 PM
trans-1,3-Dichloropropene	<0.00112	0.00112	0.00562		mg/Kg-dry	1	10/25/10 05:09 PM
Trichloroethene	<0.00112	0.00112	0.00562		mg/Kg-dry	1	10/25/10 05:09 PM
Trichlorofluoromethane	<0.00562	0.00562	0.0168		mg/Kg-dry	1	10/25/10 05:09 PM
Vinyl chloride	<0.00112	0.00112	0.00562		mg/Kg-dry	1	10/25/10 05:09 PM
Surr: 1,2-Dichloroethane-d4	110	0	52 - 149		%REC	1	10/25/10 05:09 PM
Surr: 4-Bromofluorobenzene	102	0	84 - 118		%REC	1	10/25/10 05:09 PM
Surr: Dibromofluoromethane	102	0	65 - 135		%REC	1	10/25/10 05:09 PM
Surr: Toluene-d8	93.6	0	84 - 116		%REC	1	10/25/10 05:09 PM
Percent Moisture		**D2216**					**Analyst: AA**
Percent Moisture	19.9	0	0		WT%	1	11/01/10 10:20 AM

Qualifiers:		See Final Page of Report for MQLs and MDLs	J	Analyte detected between SDL and RL
	B	Analyte detected in the associated Method Blank	N	Parameter not NELAC certified
	C	Sample Result or QC discussed in the Case Narrative	ND	Not Detected at the SDL
	DF	Dilution Factor	RL	Reporting Limit (MQL adjusted for moisture and sample size)
	E	TPH pattern not Gas or Diesel Range Pattern	S	Spike Recovery outside control limits
			SDL	Sample Detection Limit

DHL Analytical

Date: 11/02/10

CLIENT:	Geo Strata Environmental Consultants	Client Sample ID:	SO-SB23-01
Project:	Hillcrest CEI	Lab ID:	1010173-17
Project No:	760-SL11	Collection Date:	10/22/10 11:28 AM
Lab Order:	1010173	Matrix:	Soil

Analyses	Result	SDL	RL	Qual	Units	DF	Date Analyzed
Tx1005 TPH Soil		TX1005					Analyst: AV
T/R Hydrocarbons: C6-C12	<7.22	7.22	20.6		mg/Kg-dry	1	10/25/10 07:57 PM
T/R Hydrocarbons: >C12-C28	<7.22	7.22	20.6		mg/Kg-dry	1	10/25/10 07:57 PM
T/R Hydrocarbons: >C28-C35	<7.22	7.22	20.6		mg/Kg-dry	1	10/25/10 07:57 PM
T/R Hydrocarbons: C6-C35	<7.22	7.22	20.6		mg/Kg-dry	1	10/25/10 07:57 PM
Surr: Isopropylbenzene	94.8	0	70 - 130		%REC	1	10/25/10 07:57 PM
Surr: Octacosane	96.0	0	70 - 130		%REC	1	10/25/10 07:57 PM
PAHs: GC/MS		SW8270C					Analyst: DO
Acenaphthene	<0.0236	0.0236	0.0590		mg/Kg-dry	1	10/29/10 02:48 PM
Acenaphthylene	<0.0118	0.0118	0.0590		mg/Kg-dry	1	10/29/10 02:48 PM
Anthracene	<0.0118	0.0118	0.0590		mg/Kg-dry	1	10/29/10 02:48 PM
Benzo[a]anthracene	<0.0236	0.0236	0.0590		mg/Kg-dry	1	10/29/10 02:48 PM
Benzo[a]pyrene	<0.0354	0.0354	0.0590		mg/Kg-dry	1	10/29/10 02:48 PM
Benzo[b]fluoranthene	<0.0236	0.0236	0.0590		mg/Kg-dry	1	10/29/10 02:48 PM
Benzo[g,h,i]perylene	<0.0236	0.0236	0.0590		mg/Kg-dry	1	10/29/10 02:48 PM
Benzo[k]fluoranthene	<0.0354	0.0354	0.0590		mg/Kg-dry	1	10/29/10 02:48 PM
Chrysene	<0.0236	0.0236	0.0590		mg/Kg-dry	1	10/29/10 02:48 PM
Dibenz[a,h]anthracene	<0.0236	0.0236	0.0590		mg/Kg-dry	1	10/29/10 02:48 PM
Fluoranthene	<0.0118	0.0118	0.0590		mg/Kg-dry	1	10/29/10 02:48 PM
Fluorene	<0.0118	0.0118	0.0590		mg/Kg-dry	1	10/29/10 02:48 PM
Indeno[1,2,3-cd]pyrene	<0.0118	0.0118	0.0590		mg/Kg-dry	1	10/29/10 02:48 PM
Naphthalene	<0.0118	0.0118	0.0590		mg/Kg-dry	1	10/29/10 02:48 PM
Phenanthrene	<0.0118	0.0118	0.0590		mg/Kg-dry	1	10/29/10 02:48 PM
Pyrene	<0.0236	0.0236	0.0590		mg/Kg-dry	1	10/29/10 02:48 PM
Surr: 2-Fluorobiphenyl	59.7	0	40 - 140		%REC	1	10/29/10 02:48 PM
Surr: 4-Terphenyl-d14	76.6	0	40 - 140		%REC	1	10/29/10 02:48 PM
Volatiles by 8260/5035 GC/MS		SW8260B					Analyst: AJR
1,1,1-Trichloroethane	<0.00110	0.00110	0.00550		mg/Kg-dry	1	10/25/10 05:41 PM
1,1,2,2-Tetrachloroethane	<0.00110	0.00110	0.00550		mg/Kg-dry	1	10/25/10 05:41 PM
1,1,2-Trichloroethane	<0.00110	0.00110	0.00550		mg/Kg-dry	1	10/25/10 05:41 PM
1,1,2-Trichlorotrifluoroethane	<0.00550	0.00550	0.0165		mg/Kg-dry	1	10/25/10 05:41 PM
1,1-Dichloroethane	<0.00110	0.00110	0.00550		mg/Kg-dry	1	10/25/10 05:41 PM
1,1-Dichloroethene	<0.00110	0.00110	0.00550		mg/Kg-dry	1	10/25/10 05:41 PM
1,2,4-Trichlorobenzene	<0.00110	0.00110	0.00550		mg/Kg-dry	1	10/25/10 05:41 PM
1,2-Dibromo-3-chloropropane	<0.00110	0.00110	0.00550		mg/Kg-dry	1	10/25/10 05:41 PM
1,2-Dibromoethane	<0.00110	0.00110	0.00550		mg/Kg-dry	1	10/25/10 05:41 PM
1,2-Dichlorobenzene	<0.00110	0.00110	0.00550		mg/Kg-dry	1	10/25/10 05:41 PM
1,2-Dichloroethane	<0.00110	0.00110	0.00550		mg/Kg-dry	1	10/25/10 05:41 PM
1,2-Dichloropropane	<0.00110	0.00110	0.00550		mg/Kg-dry	1	10/25/10 05:41 PM
1,3-Dichlorobenzene	<0.00110	0.00110	0.00550		mg/Kg-dry	1	10/25/10 05:41 PM
1,4-Dichlorobenzene	<0.00110	0.00110	0.00550		mg/Kg-dry	1	10/25/10 05:41 PM
2-Butanone	<0.00550	0.00550	0.0165		mg/Kg-dry	1	10/25/10 05:41 PM
2-Hexanone	<0.00550	0.00550	0.0165		mg/Kg-dry	1	10/25/10 05:41 PM
4-Methyl-2-pentanone	<0.00550	0.00550	0.0165		mg/Kg-dry	1	10/25/10 05:41 PM
Acetone	<0.0165	0.0165	0.0550		mg/Kg-dry	1	10/25/10 05:41 PM

Qualifiers:

	See Final Page of Report for MQLs and MDLs	J	Analyte detected between SDL and RL
B	Analyte detected in the associated Method Blank	N	Parameter not NELAC certified
C	Sample Result or QC discussed in the Case Narrative	ND	Not Detected at the SDL
DF	Dilution Factor	RL	Reporting Limit (MQL adjusted for moisture and sample size)
E	TPH pattern not Gas or Diesel Range Pattern	S	Spike Recovery outside control limits
		SDL	Sample Detection Limit

CLIENT: Geo Strata Environmental Consultants
Project: Hillcrest CEI
Project No: 760-SL11
Lab Order: 1010173

Client Sample ID: SO-SB23-01
Lab ID: 1010173-17
Collection Date: 10/22/10 11:28 AM
Matrix: Soil

Analyses	Result	SDL	RL	Qual	Units	DF	Date Analyzed
Benzene	<0.00110	0.00110	0.00550		mg/Kg-dry	1	10/25/10 05:41 PM
Bromodichloromethane	<0.00110	0.00110	0.00550		mg/Kg-dry	1	10/25/10 05:41 PM
Bromoform	<0.00110	0.00110	0.00550		mg/Kg-dry	1	10/25/10 05:41 PM
Bromomethane	<0.00110	0.00110	0.00550		mg/Kg-dry	1	10/25/10 05:41 PM
Carbon disulfide	<0.00110	0.00110	0.00550		mg/Kg-dry	1	10/25/10 05:41 PM
Carbon tetrachloride	<0.00110	0.00110	0.00550		mg/Kg-dry	1	10/25/10 05:41 PM
Chlorobenzene	<0.00110	0.00110	0.00550		mg/Kg-dry	1	10/25/10 05:41 PM
Chloroethane	<0.00110	0.00110	0.00550		mg/Kg-dry	1	10/25/10 05:41 PM
Chloroform	<0.00110	0.00110	0.00550		mg/Kg-dry	1	10/25/10 05:41 PM
Chloromethane	<0.00110	0.00110	0.00550		mg/Kg-dry	1	10/25/10 05:41 PM
cis-1,2-Dichloroethene	<0.00110	0.00110	0.00550		mg/Kg-dry	1	10/25/10 05:41 PM
cis-1,3-Dichloropropene	<0.00110	0.00110	0.00550		mg/Kg-dry	1	10/25/10 05:41 PM
Cyclohexane	<0.00550	0.00550	0.0165	N	mg/Kg-dry	1	10/25/10 05:41 PM
Dibromochloromethane	<0.00110	0.00110	0.00550		mg/Kg-dry	1	10/25/10 05:41 PM
Dichlorodifluoromethane	<0.00110	0.00110	0.00550		mg/Kg-dry	1	10/25/10 05:41 PM
Ethylbenzene	<0.00110	0.00110	0.00550		mg/Kg-dry	1	10/25/10 05:41 PM
Isopropylbenzene	<0.00110	0.00110	0.00550		mg/Kg-dry	1	10/25/10 05:41 PM
m,p-Xylene	<0.00110	0.00110	0.00550		mg/Kg-dry	1	10/25/10 05:41 PM
Methyl Acetate	<0.00550	0.00550	0.0165		mg/Kg-dry	1	10/25/10 05:41 PM
Methyl tert-butyl ether	<0.00110	0.00110	0.00550		mg/Kg-dry	1	10/25/10 05:41 PM
Methylcyclohexane	<0.00550	0.00550	0.0165		mg/Kg-dry	1	10/25/10 05:41 PM
Methylene chloride	<0.00550	0.00550	0.00550		mg/Kg-dry	1	10/25/10 05:41 PM
o-Xylene	<0.00110	0.00110	0.00550		mg/Kg-dry	1	10/25/10 05:41 PM
Styrene	<0.00110	0.00110	0.00550		mg/Kg-dry	1	10/25/10 05:41 PM
Tetrachloroethene	<0.00110	0.00110	0.00550		mg/Kg-dry	1	10/25/10 05:41 PM
Toluene	<0.00110	0.00110	0.00550		mg/Kg-dry	1	10/25/10 05:41 PM
trans-1,2-Dichloroethene	<0.00110	0.00110	0.00550		mg/Kg-dry	1	10/25/10 05:41 PM
trans-1,3-Dichloropropene	<0.00110	0.00110	0.00550		mg/Kg-dry	1	10/25/10 05:41 PM
Trichloroethene	<0.00110	0.00110	0.00550		mg/Kg-dry	1	10/25/10 05:41 PM
Trichlorofluoromethane	<0.00550	0.00550	0.0165		mg/Kg-dry	1	10/25/10 05:41 PM
Vinyl chloride	<0.00110	0.00110	0.00550		mg/Kg-dry	1	10/25/10 05:41 PM
Surr: 1,2-Dichloroethane-d4	106	0	52 - 149		%REC	1	10/25/10 05:41 PM
Surr: 4-Bromofluorobenzene	102	0	84 - 118		%REC	1	10/25/10 05:41 PM
Surr: Dibromofluoromethane	101	0	65 - 135		%REC	1	10/25/10 05:41 PM
Surr: Toluene-d8	95.1	0	84 - 116		%REC	1	10/25/10 05:41 PM
Percent Moisture		**D2216**					**Analyst: AA**
Percent Moisture	18.0	0	0		WT%	1	11/01/10 10:20 AM

Qualifiers: See Final Page of Report for MQLs and MDLs

B	Analyte detected in the associated Method Blank	J	Analyte detected between SDL and RL
C	Sample Result or QC discussed in the Case Narrative	N	Parameter not NELAC certified
DF	Dilution Factor	ND	Not Detected at the SDL
E	TPH pattern not Gas or Diesel Range Pattern	RL	Reporting Limit (MQL adjusted for moisture and sample size)
		S	Spike Recovery outside control limits
		SDL	Sample Detection Limit

DHL Analytical

Date: 11/02/10

CLIENT:	Geo Strata Environmental Consultants	Client Sample ID:	SO-SB25-01
Project:	Hillcrest CEI	Lab ID:	1010173-18
Project No:	760-SL11	Collection Date:	10/22/10 01:08 PM
Lab Order:	1010173	Matrix:	Soil

Analyses	Result	SDL	RL	Qual	Units	DF	Date Analyzed
Tx1005 TPH Soil		TX1005					Analyst: AV
T/R Hydrocarbons: C6-C12	<6.85	6.85	19.6		mg/Kg-dry	1	10/25/10 08:06 PM
T/R Hydrocarbons: >C12-C28	<6.85	6.85	19.6		mg/Kg-dry	1	10/25/10 08:06 PM
T/R Hydrocarbons: >C28-C35	<6.85	6.85	19.6		mg/Kg-dry	1	10/25/10 08:06 PM
T/R Hydrocarbons: C6-C35	<6.85	6.85	19.6		mg/Kg-dry	1	10/25/10 08:06 PM
Surr: Isopropylbenzene	91.3	0	70 - 130		%REC	1	10/25/10 08:06 PM
Surr: Octacosane	95.8	0	70 - 130		%REC	1	10/25/10 08:06 PM
PAHs: GC/MS		SW8270C					Analyst: DO
Acenaphthene	<0.0221	0.0221	0.0553		mg/Kg-dry	1	10/29/10 03:19 PM
Acenaphthylene	<0.0111	0.0111	0.0553		mg/Kg-dry	1	10/29/10 03:19 PM
Anthracene	<0.0111	0.0111	0.0553		mg/Kg-dry	1	10/29/10 03:19 PM
Benzo[a]anthracene	<0.0221	0.0221	0.0553		mg/Kg-dry	1	10/29/10 03:19 PM
Benzo[a]pyrene	<0.0332	0.0332	0.0553		mg/Kg-dry	1	10/29/10 03:19 PM
Benzo[b]fluoranthene	<0.0221	0.0221	0.0553		mg/Kg-dry	1	10/29/10 03:19 PM
Benzo[g,h,i]perylene	<0.0221	0.0221	0.0553		mg/Kg-dry	1	10/29/10 03:19 PM
Benzo[k]fluoranthene	<0.0332	0.0332	0.0553		mg/Kg-dry	1	10/29/10 03:19 PM
Chrysene	<0.0221	0.0221	0.0553		mg/Kg-dry	1	10/29/10 03:19 PM
Dibenz[a,h]anthracene	<0.0221	0.0221	0.0553		mg/Kg-dry	1	10/29/10 03:19 PM
Fluoranthene	<0.0111	0.0111	0.0553		mg/Kg-dry	1	10/29/10 03:19 PM
Fluorene	<0.0111	0.0111	0.0553		mg/Kg-dry	1	10/29/10 03:19 PM
Indeno[1,2,3-cd]pyrene	<0.0111	0.0111	0.0553		mg/Kg-dry	1	10/29/10 03:19 PM
Naphthalene	<0.0111	0.0111	0.0553		mg/Kg-dry	1	10/29/10 03:19 PM
Phenanthrene	<0.0111	0.0111	0.0553		mg/Kg-dry	1	10/29/10 03:19 PM
Pyrene	<0.0221	0.0221	0.0553		mg/Kg-dry	1	10/29/10 03:19 PM
Surr: 2-Fluorobiphenyl	66.1	0	40 - 140		%REC	1	10/29/10 03:19 PM
Surr: 4-Terphenyl-d14	79.8	0	40 - 140		%REC	1	10/29/10 03:19 PM
Volatiles by 8260/5035 GC/MS		SW8260B					Analyst: AJR
1,1,1-Trichloroethane	<0.000975	0.000975	0.00487		mg/Kg-dry	1	10/25/10 06:14 PM
1,1,2,2-Tetrachloroethane	<0.000975	0.000975	0.00487		mg/Kg-dry	1	10/25/10 06:14 PM
1,1,2-Trichloroethane	<0.000975	0.000975	0.00487		mg/Kg-dry	1	10/25/10 06:14 PM
1,1,2-Trichlorotrifluoroethane	<0.00487	0.00487	0.0146		mg/Kg-dry	1	10/25/10 06:14 PM
1,1-Dichloroethane	<0.000975	0.000975	0.00487		mg/Kg-dry	1	10/25/10 06:14 PM
1,1-Dichloroethene	<0.000975	0.000975	0.00487		mg/Kg-dry	1	10/25/10 06:14 PM
1,2,4-Trichlorobenzene	<0.000975	0.000975	0.00487		mg/Kg-dry	1	10/25/10 06:14 PM
1,2-Dibromo-3-chloropropane	<0.000975	0.000975	0.00487		mg/Kg-dry	1	10/25/10 06:14 PM
1,2-Dibromoethane	<0.000975	0.000975	0.00487		mg/Kg-dry	1	10/25/10 06:14 PM
1,2-Dichlorobenzene	<0.000975	0.000975	0.00487		mg/Kg-dry	1	10/25/10 06:14 PM
1,2-Dichloroethane	<0.000975	0.000975	0.00487		mg/Kg-dry	1	10/25/10 06:14 PM
1,2-Dichloropropane	<0.000975	0.000975	0.00487		mg/Kg-dry	1	10/25/10 06:14 PM
1,3-Dichlorobenzene	<0.000975	0.000975	0.00487		mg/Kg-dry	1	10/25/10 06:14 PM
1,4-Dichlorobenzene	<0.000975	0.000975	0.00487		mg/Kg-dry	1	10/25/10 06:14 PM
2-Butanone	<0.00487	0.00487	0.0146		mg/Kg-dry	1	10/25/10 06:14 PM
2-Hexanone	<0.00487	0.00487	0.0146		mg/Kg-dry	1	10/25/10 06:14 PM
4-Methyl-2-pentanone	<0.00487	0.00487	0.0146		mg/Kg-dry	1	10/25/10 06:14 PM
Acetone	<0.0146	0.0146	0.0487		mg/Kg-dry	1	10/25/10 06:14 PM

Qualifiers:

	See Final Page of Report for MQLs and MDLs	J	Analyte detected between SDL and RL
B	Analyte detected in the associated Method Blank	N	Parameter not NELAC certified
C	Sample Result or QC discussed in the Case Narrative	ND	Not Detected at the SDL
DF	Dilution Factor	RL	Reporting Limit (MQL adjusted for moisture and sample size)
E	TPH pattern not Gas or Diesel Range Pattern	S	Spike Recovery outside control limits
		SDL	Sample Detection Limit

DHL Analytical

Date: 11/02/10

CLIENT:	Geo Strata Environmental Consultants	Client Sample ID:	SO-SB25-01
Project:	Hillcrest CEI	Lab ID:	1010173-18
Project No:	760-SL11	Collection Date:	10/22/10 01:08 PM
Lab Order:	1010173	Matrix:	Soil

Analyses	Result	SDL	RL	Qual	Units	DF	Date Analyzed
Benzene	<0.000975	0.000975	0.00487		mg/Kg-dry	1	10/25/10 06:14 PM
Bromodichloromethane	<0.000975	0.000975	0.00487		mg/Kg-dry	1	10/25/10 06:14 PM
Bromoform	<0.000975	0.000975	0.00487		mg/Kg-dry	1	10/25/10 06:14 PM
Bromomethane	<0.000975	0.000975	0.00487		mg/Kg-dry	1	10/25/10 06:14 PM
Carbon disulfide	<0.000975	0.000975	0.00487		mg/Kg-dry	1	10/25/10 06:14 PM
Carbon tetrachloride	<0.000975	0.000975	0.00487		mg/Kg-dry	1	10/25/10 06:14 PM
Chlorobenzene	<0.000975	0.000975	0.00487		mg/Kg-dry	1	10/25/10 06:14 PM
Chloroethane	<0.000975	0.000975	0.00487		mg/Kg-dry	1	10/25/10 06:14 PM
Chloroform	<0.000975	0.000975	0.00487		mg/Kg-dry	1	10/25/10 06:14 PM
Chloromethane	<0.000975	0.000975	0.00487		mg/Kg-dry	1	10/25/10 06:14 PM
cis-1,2-Dichloroethene	<0.000975	0.000975	0.00487		mg/Kg-dry	1	10/25/10 06:14 PM
cis-1,3-Dichloropropene	<0.000975	0.000975	0.00487		mg/Kg-dry	1	10/25/10 06:14 PM
Cyclohexane	<0.00487	0.00487	0.0146	N	mg/Kg-dry	1	10/25/10 06:14 PM
Dibromochloromethane	<0.000975	0.000975	0.00487		mg/Kg-dry	1	10/25/10 06:14 PM
Dichlorodifluoromethane	<0.000975	0.000975	0.00487		mg/Kg-dry	1	10/25/10 06:14 PM
Ethylbenzene	<0.000975	0.000975	0.00487		mg/Kg-dry	1	10/25/10 06:14 PM
Isopropylbenzene	<0.000975	0.000975	0.00487		mg/Kg-dry	1	10/25/10 06:14 PM
m,p-Xylene	<0.000975	0.000975	0.00487		mg/Kg-dry	1	10/25/10 06:14 PM
Methyl Acetate	<0.00487	0.00487	0.0146		mg/Kg-dry	1	10/25/10 06:14 PM
Methyl tert-butyl ether	<0.000975	0.000975	0.00487		mg/Kg-dry	1	10/25/10 06:14 PM
Methylcyclohexane	<0.00487	0.00487	0.0146		mg/Kg-dry	1	10/25/10 06:14 PM
Methylene chloride	<0.00487	0.00487	0.00487		mg/Kg-dry	1	10/25/10 06:14 PM
o-Xylene	<0.000975	0.000975	0.00487		mg/Kg-dry	1	10/25/10 06:14 PM
Styrene	<0.000975	0.000975	0.00487		mg/Kg-dry	1	10/25/10 06:14 PM
Tetrachloroethene	<0.000975	0.000975	0.00487		mg/Kg-dry	1	10/25/10 06:14 PM
Toluene	<0.000975	0.000975	0.00487		mg/Kg-dry	1	10/25/10 06:14 PM
trans-1,2-Dichloroethene	<0.000975	0.000975	0.00487		mg/Kg-dry	1	10/25/10 06:14 PM
trans-1,3-Dichloropropene	<0.000975	0.000975	0.00487		mg/Kg-dry	1	10/25/10 06:14 PM
Trichloroethene	<0.000975	0.000975	0.00487		mg/Kg-dry	1	10/25/10 06:14 PM
Trichlorofluoromethane	<0.00487	0.00487	0.0146		mg/Kg-dry	1	10/25/10 06:14 PM
Vinyl chloride	<0.000975	0.000975	0.00487		mg/Kg-dry	1	10/25/10 06:14 PM
Surr: 1,2-Dichloroethane-d4	117	0	52 - 149		%REC	1	10/25/10 06:14 PM
Surr: 4-Bromofluorobenzene	102	0	84 - 118		%REC	1	10/25/10 06:14 PM
Surr: Dibromofluoromethane	99.9	0	65 - 135		%REC	1	10/25/10 06:14 PM
Surr: Toluene-d8	93.3	0	84 - 116		%REC	1	10/25/10 06:14 PM
Percent Moisture		**D2216**					**Analyst: AA**
Percent Moisture	12.7	0	0		WT%	1	11/01/10 10:20 AM

Qualifiers:		See Final Page of Report for MQLs and MDLs	J	Analyte detected between SDL and RL
	B	Analyte detected in the associated Method Blank	N	Parameter not NELAC certified
	C	Sample Result or QC discussed in the Case Narrative	ND	Not Detected at the SDL
	DF	Dilution Factor	RL	Reporting Limit (MQL adjusted for moisture and sample size)
	E	TPH pattern not Gas or Diesel Range Pattern	S	Spike Recovery outside control limits
			SDL	Sample Detection Limit

DHL Analytical

Date: 11/02/10

CLIENT:	Geo Strata Environmental Consultants	Client Sample ID:	SO-SB27-01
Project:	Hillcrest CEI	Lab ID:	1010173-19
Project No:	760-SL11	Collection Date:	10/22/10 02:35 PM
Lab Order:	1010173	Matrix:	Soil

Analyses	Result	SDL	RL	Qual	Units	DF	Date Analyzed
Tx1005 TPH Soil		TX1005					Analyst: AV
T/R Hydrocarbons: C6-C12	<6.83	6.83	19.5		mg/Kg-dry	1	10/25/10 08:15 PM
T/R Hydrocarbons: >C12-C28	<6.83	6.83	19.5		mg/Kg-dry	1	10/25/10 08:15 PM
T/R Hydrocarbons: >C28-C35	<6.83	6.83	19.5		mg/Kg-dry	1	10/25/10 08:15 PM
T/R Hydrocarbons: C6-C35	<6.83	6.83	19.5		mg/Kg-dry	1	10/25/10 08:15 PM
Surr: Isopropylbenzene	86.9	0	70 - 130		%REC	1	10/25/10 08:15 PM
Surr: Octacosane	95.9	0	70 - 130		%REC	1	10/25/10 08:15 PM
PAHs: GC/MS		SW8270C					Analyst: DO
Acenaphthene	<0.0252	0.0252	0.0629		mg/Kg-dry	1	10/29/10 03:49 PM
Acenaphthylene	<0.0126	0.0126	0.0629		mg/Kg-dry	1	10/29/10 03:49 PM
Anthracene	<0.0126	0.0126	0.0629		mg/Kg-dry	1	10/29/10 03:49 PM
Benzo[a]anthracene	<0.0252	0.0252	0.0629		mg/Kg-dry	1	10/29/10 03:49 PM
Benzo[a]pyrene	<0.0377	0.0377	0.0629		mg/Kg-dry	1	10/29/10 03:49 PM
Benzo[b]fluoranthene	<0.0252	0.0252	0.0629		mg/Kg-dry	1	10/29/10 03:49 PM
Benzo[g,h,i]perylene	<0.0252	0.0252	0.0629		mg/Kg-dry	1	10/29/10 03:49 PM
Benzo[k]fluoranthene	<0.0377	0.0377	0.0629		mg/Kg-dry	1	10/29/10 03:49 PM
Chrysene	<0.0252	0.0252	0.0629		mg/Kg-dry	1	10/29/10 03:49 PM
Dibenz[a,h]anthracene	<0.0252	0.0252	0.0629		mg/Kg-dry	1	10/29/10 03:49 PM
Fluoranthene	<0.0126	0.0126	0.0629		mg/Kg-dry	1	10/29/10 03:49 PM
Fluorene	<0.0126	0.0126	0.0629		mg/Kg-dry	1	10/29/10 03:49 PM
Indeno[1,2,3-cd]pyrene	<0.0126	0.0126	0.0629		mg/Kg-dry	1	10/29/10 03:49 PM
Naphthalene	<0.0126	0.0126	0.0629		mg/Kg-dry	1	10/29/10 03:49 PM
Phenanthrene	<0.0126	0.0126	0.0629		mg/Kg-dry	1	10/29/10 03:49 PM
Pyrene	<0.0252	0.0252	0.0629		mg/Kg-dry	1	10/29/10 03:49 PM
Surr: 2-Fluorobiphenyl	58.0	0	40 - 140		%REC	1	10/29/10 03:49 PM
Surr: 4-Terphenyl-d14	76.3	0	40 - 140		%REC	1	10/29/10 03:49 PM
Volatiles by 8260/5035 GC/MS		SW8260B					Analyst: AJR
1,1,1-Trichloroethane	<0.00116	0.00116	0.00581		mg/Kg-dry	1	10/25/10 06:47 PM
1,1,2,2-Tetrachloroethane	<0.00116	0.00116	0.00581		mg/Kg-dry	1	10/25/10 06:47 PM
1,1,2-Trichloroethane	<0.00116	0.00116	0.00581		mg/Kg-dry	1	10/25/10 06:47 PM
1,1,2-Trichlorotrifluoroethane	<0.00581	0.00581	0.0174		mg/Kg-dry	1	10/25/10 06:47 PM
1,1-Dichloroethane	<0.00116	0.00116	0.00581		mg/Kg-dry	1	10/25/10 06:47 PM
1,1-Dichloroethene	<0.00116	0.00116	0.00581		mg/Kg-dry	1	10/25/10 06:47 PM
1,2,4-Trichlorobenzene	<0.00116	0.00116	0.00581		mg/Kg-dry	1	10/25/10 06:47 PM
1,2-Dibromo-3-chloropropane	<0.00116	0.00116	0.00581		mg/Kg-dry	1	10/25/10 06:47 PM
1,2-Dibromoethane	<0.00116	0.00116	0.00581		mg/Kg-dry	1	10/25/10 06:47 PM
1,2-Dichlorobenzene	<0.00116	0.00116	0.00581		mg/Kg-dry	1	10/25/10 06:47 PM
1,2-Dichloroethane	<0.00116	0.00116	0.00581		mg/Kg-dry	1	10/25/10 06:47 PM
1,2-Dichloropropane	<0.00116	0.00116	0.00581		mg/Kg-dry	1	10/25/10 06:47 PM
1,3-Dichlorobenzene	<0.00116	0.00116	0.00581		mg/Kg-dry	1	10/25/10 06:47 PM
1,4-Dichlorobenzene	<0.00116	0.00116	0.00581		mg/Kg-dry	1	10/25/10 06:47 PM
2-Butanone	<0.00581	0.00581	0.0174		mg/Kg-dry	1	10/25/10 06:47 PM
2-Hexanone	<0.00581	0.00581	0.0174		mg/Kg-dry	1	10/25/10 06:47 PM
4-Methyl-2-pentanone	<0.00581	0.00581	0.0174		mg/Kg-dry	1	10/25/10 06:47 PM
Acetone	<0.0174	0.0174	0.0581		mg/Kg-dry	1	10/25/10 06:47 PM

Qualifiers:

	See Final Page of Report for MQLs and MDLs	J	Analyte detected between SDL and RL
B	Analyte detected in the associated Method Blank	N	Parameter not NELAC certified
C	Sample Result or QC discussed in the Case Narrative	ND	Not Detected at the SDL
DF	Dilution Factor	RL	Reporting Limit (MQL adjusted for moisture and sample size)
E	TPH pattern not Gas or Diesel Range Pattern	S	Spike Recovery outside control limits
		SDL	Sample Detection Limit

DHL Analytical

Date: 11/02/10

CLIENT:	Geo Strata Environmental Consultants	Client Sample ID:	SO-SB27-01
Project:	Hillcrest CEI	Lab ID:	1010173-19
Project No:	760-SL11	Collection Date:	10/22/10 02:35 PM
Lab Order:	1010173	Matrix:	Soil

Analyses	Result	SDL	RL	Qual	Units	DF	Date Analyzed
Benzene	<0.00116	0.00116	0.00581		mg/Kg-dry	1	10/25/10 06:47 PM
Bromodichloromethane	<0.00116	0.00116	0.00581		mg/Kg-dry	1	10/25/10 06:47 PM
Bromoform	<0.00116	0.00116	0.00581		mg/Kg-dry	1	10/25/10 06:47 PM
Bromomethane	<0.00116	0.00116	0.00581		mg/Kg-dry	1	10/25/10 06:47 PM
Carbon disulfide	<0.00116	0.00116	0.00581		mg/Kg-dry	1	10/25/10 06:47 PM
Carbon tetrachloride	<0.00116	0.00116	0.00581		mg/Kg-dry	1	10/25/10 06:47 PM
Chlorobenzene	<0.00116	0.00116	0.00581		mg/Kg-dry	1	10/25/10 06:47 PM
Chloroethane	<0.00116	0.00116	0.00581		mg/Kg-dry	1	10/25/10 06:47 PM
Chloroform	<0.00116	0.00116	0.00581		mg/Kg-dry	1	10/25/10 06:47 PM
Chloromethane	<0.00116	0.00116	0.00581		mg/Kg-dry	1	10/25/10 06:47 PM
cis-1,2-Dichloroethene	<0.00116	0.00116	0.00581		mg/Kg-dry	1	10/25/10 06:47 PM
cis-1,3-Dichloropropene	<0.00116	0.00116	0.00581		mg/Kg-dry	1	10/25/10 06:47 PM
Cyclohexane	<0.00581	0.00581	0.0174	N	mg/Kg-dry	1	10/25/10 06:47 PM
Dibromochloromethane	<0.00116	0.00116	0.00581		mg/Kg-dry	1	10/25/10 06:47 PM
Dichlorodifluoromethane	<0.00116	0.00116	0.00581		mg/Kg-dry	1	10/25/10 06:47 PM
Ethylbenzene	<0.00116	0.00116	0.00581		mg/Kg-dry	1	10/25/10 06:47 PM
Isopropylbenzene	<0.00116	0.00116	0.00581		mg/Kg-dry	1	10/25/10 06:47 PM
m,p-Xylene	<0.00116	0.00116	0.00581		mg/Kg-dry	1	10/25/10 06:47 PM
Methyl Acetate	<0.00581	0.00581	0.0174		mg/Kg-dry	1	10/25/10 06:47 PM
Methyl tert-butyl ether	<0.00116	0.00116	0.00581		mg/Kg-dry	1	10/25/10 06:47 PM
Methylcyclohexane	<0.00581	0.00581	0.0174		mg/Kg-dry	1	10/25/10 06:47 PM
Methylene chloride	<0.00581	0.00581	0.00581		mg/Kg-dry	1	10/25/10 06:47 PM
o-Xylene	<0.00116	0.00116	0.00581		mg/Kg-dry	1	10/25/10 06:47 PM
Styrene	<0.00116	0.00116	0.00581		mg/Kg-dry	1	10/25/10 06:47 PM
Tetrachloroethene	<0.00116	0.00116	0.00581		mg/Kg-dry	1	10/25/10 06:47 PM
Toluene	<0.00116	0.00116	0.00581		mg/Kg-dry	1	10/25/10 06:47 PM
trans-1,2-Dichloroethene	<0.00116	0.00116	0.00581		mg/Kg-dry	1	10/25/10 06:47 PM
trans-1,3-Dichloropropene	<0.00116	0.00116	0.00581		mg/Kg-dry	1	10/25/10 06:47 PM
Trichloroethene	<0.00116	0.00116	0.00581		mg/Kg-dry	1	10/25/10 06:47 PM
Trichlorofluoromethane	<0.00581	0.00581	0.0174		mg/Kg-dry	1	10/25/10 06:47 PM
Vinyl chloride	<0.00116	0.00116	0.00581		mg/Kg-dry	1	10/25/10 06:47 PM
Surr: 1,2-Dichloroethane-d4	114	0	52 - 149		%REC	1	10/25/10 06:47 PM
Surr: 4-Bromofluorobenzene	100	0	84 - 118		%REC	1	10/25/10 06:47 PM
Surr: Dibromofluoromethane	99.1	0	65 - 135		%REC	1	10/25/10 06:47 PM
Surr: Toluene-d8	95.2	0	84 - 116		%REC	1	10/25/10 06:47 PM
Percent Moisture		**D2216**					**Analyst: AA**
Percent Moisture	21.1	0	0		WT%	1	11/01/10 10:20 AM

Qualifiers:		See Final Page of Report for MQLs and MDLs	J	Analyte detected between SDL and RL
	B	Analyte detected in the associated Method Blank	N	Parameter not NELAC certified
	C	Sample Result or QC discussed in the Case Narrative	ND	Not Detected at the SDL
	DF	Dilution Factor	RL	Reporting Limit (MQL adjusted for moisture and sample size)
	E	TPH pattern not Gas or Diesel Range Pattern	S	Spike Recovery outside control limits
			SDL	Sample Detection Limit

DHL Analytical

Date: 11/02/10

CLIENT:	Geo Strata Environmental Consultants	Client Sample ID:	SO-SB29-01
Project:	Hillcrest CEI	Lab ID:	1010173-20
Project No:	760-SL11	Collection Date:	10/22/10 03:38 PM
Lab Order:	1010173	Matrix:	Soil

Analyses	Result	SDL	RL	Qual	Units	DF	Date Analyzed
Tx1005 TPH Soil		TX1005					Analyst: AV
T/R Hydrocarbons: C6-C12	<6.26	6.26	17.9		mg/Kg-dry	1	10/26/10 09:40 AM
T/R Hydrocarbons: >C12-C28	<6.26	6.26	17.9		mg/Kg-dry	1	10/26/10 09:40 AM
T/R Hydrocarbons: >C28-C35	<6.26	6.26	17.9		mg/Kg-dry	1	10/26/10 09:40 AM
T/R Hydrocarbons: C6-C35	<6.26	6.26	17.9		mg/Kg-dry	1	10/26/10 09:40 AM
Surr: Isopropylbenzene	96.8	0	70 - 130		%REC	1	10/26/10 09:40 AM
Surr: Octacosane	94.4	0	70 - 130		%REC	1	10/26/10 09:40 AM
PAHs: GC/MS		SW8270C					Analyst: DO
Acenaphthene	<0.0237	0.0237	0.0593		mg/Kg-dry	1	10/29/10 04:20 PM
Acenaphthylene	<0.0119	0.0119	0.0593		mg/Kg-dry	1	10/29/10 04:20 PM
Anthracene	<0.0119	0.0119	0.0593		mg/Kg-dry	1	10/29/10 04:20 PM
Benzo[a]anthracene	<0.0237	0.0237	0.0593		mg/Kg-dry	1	10/29/10 04:20 PM
Benzo[a]pyrene	<0.0356	0.0356	0.0593		mg/Kg-dry	1	10/29/10 04:20 PM
Benzo[b]fluoranthene	<0.0237	0.0237	0.0593		mg/Kg-dry	1	10/29/10 04:20 PM
Benzo[g,h,i]perylene	<0.0237	0.0237	0.0593		mg/Kg-dry	1	10/29/10 04:20 PM
Benzo[k]fluoranthene	<0.0356	0.0356	0.0593		mg/Kg-dry	1	10/29/10 04:20 PM
Chrysene	<0.0237	0.0237	0.0593		mg/Kg-dry	1	10/29/10 04:20 PM
Dibenz[a,h]anthracene	<0.0237	0.0237	0.0593		mg/Kg-dry	1	10/29/10 04:20 PM
Fluoranthene	<0.0119	0.0119	0.0593		mg/Kg-dry	1	10/29/10 04:20 PM
Fluorene	<0.0119	0.0119	0.0593		mg/Kg-dry	1	10/29/10 04:20 PM
Indeno[1,2,3-cd]pyrene	<0.0119	0.0119	0.0593		mg/Kg-dry	1	10/29/10 04:20 PM
Naphthalene	<0.0119	0.0119	0.0593		mg/Kg-dry	1	10/29/10 04:20 PM
Phenanthrene	<0.0119	0.0119	0.0593		mg/Kg-dry	1	10/29/10 04:20 PM
Pyrene	<0.0237	0.0237	0.0593		mg/Kg-dry	1	10/29/10 04:20 PM
Surr: 2-Fluorobiphenyl	58.4	0	40 - 140		%REC	1	10/29/10 04:20 PM
Surr: 4-Terphenyl-d14	74.9	0	40 - 140		%REC	1	10/29/10 04:20 PM
Volatiles by 8260/5035 GC/MS		SW8260B					Analyst: AJR
1,1,1-Trichloroethane	<0.00104	0.00104	0.00522		mg/Kg-dry	1	10/25/10 07:19 PM
1,1,2,2-Tetrachloroethane	<0.00104	0.00104	0.00522		mg/Kg-dry	1	10/25/10 07:19 PM
1,1,2-Trichloroethane	<0.00104	0.00104	0.00522		mg/Kg-dry	1	10/25/10 07:19 PM
1,1,2-Trichlorotrifluoroethane	<0.00522	0.00522	0.0157		mg/Kg-dry	1	10/25/10 07:19 PM
1,1-Dichloroethane	<0.00104	0.00104	0.00522		mg/Kg-dry	1	10/25/10 07:19 PM
1,1-Dichloroethene	<0.00104	0.00104	0.00522		mg/Kg-dry	1	10/25/10 07:19 PM
1,2,4-Trichlorobenzene	<0.00104	0.00104	0.00522		mg/Kg-dry	1	10/25/10 07:19 PM
1,2-Dibromo-3-chloropropane	<0.00104	0.00104	0.00522		mg/Kg-dry	1	10/25/10 07:19 PM
1,2-Dibromoethane	<0.00104	0.00104	0.00522		mg/Kg-dry	1	10/25/10 07:19 PM
1,2-Dichlorobenzene	<0.00104	0.00104	0.00522		mg/Kg-dry	1	10/25/10 07:19 PM
1,2-Dichloroethane	<0.00104	0.00104	0.00522		mg/Kg-dry	1	10/25/10 07:19 PM
1,2-Dichloropropane	<0.00104	0.00104	0.00522		mg/Kg-dry	1	10/25/10 07:19 PM
1,3-Dichlorobenzene	<0.00104	0.00104	0.00522		mg/Kg-dry	1	10/25/10 07:19 PM
1,4-Dichlorobenzene	<0.00104	0.00104	0.00522		mg/Kg-dry	1	10/25/10 07:19 PM
2-Butanone	<0.00522	0.00522	0.0157		mg/Kg-dry	1	10/25/10 07:19 PM
2-Hexanone	<0.00522	0.00522	0.0157		mg/Kg-dry	1	10/25/10 07:19 PM
4-Methyl-2-pentanone	<0.00522	0.00522	0.0157		mg/Kg-dry	1	10/25/10 07:19 PM
Acetone	<0.0157	0.0157	0.0522		mg/Kg-dry	1	10/25/10 07:19 PM

Qualifiers:

	See Final Page of Report for MQLs and MDLs	J	Analyte detected between SDL and RL
B	Analyte detected in the associated Method Blank	N	Parameter not NELAC certified
C	Sample Result or QC discussed in the Case Narrative	ND	Not Detected at the SDL
DF	Dilution Factor	RL	Reporting Limit (MQL adjusted for moisture and sample size)
E	TPH pattern not Gas or Diesel Range Pattern	S	Spike Recovery outside control limits
		SDL	Sample Detection Limit

DHL Analytical

Date: 11/02/10

CLIENT:	Geo Strata Environmental Consultants	Client Sample ID:	SO-SB29-01
Project:	Hillcrest CEI	Lab ID:	1010173-20
Project No:	760-SL11	Collection Date:	10/22/10 03:38 PM
Lab Order:	1010173	Matrix:	Soil

Analyses	Result	SDL	RL	Qual	Units	DF	Date Analyzed
Benzene	<0.00104	0.00104	0.00522		mg/Kg-dry	1	10/25/10 07:19 PM
Bromodichloromethane	<0.00104	0.00104	0.00522		mg/Kg-dry	1	10/25/10 07:19 PM
Bromoform	<0.00104	0.00104	0.00522		mg/Kg-dry	1	10/25/10 07:19 PM
Bromomethane	<0.00104	0.00104	0.00522		mg/Kg-dry	1	10/25/10 07:19 PM
Carbon disulfide	<0.00104	0.00104	0.00522		mg/Kg-dry	1	10/25/10 07:19 PM
Carbon tetrachloride	<0.00104	0.00104	0.00522		mg/Kg-dry	1	10/25/10 07:19 PM
Chlorobenzene	<0.00104	0.00104	0.00522		mg/Kg-dry	1	10/25/10 07:19 PM
Chloroethane	<0.00104	0.00104	0.00522		mg/Kg-dry	1	10/25/10 07:19 PM
Chloroform	<0.00104	0.00104	0.00522		mg/Kg-dry	1	10/25/10 07:19 PM
Chloromethane	<0.00104	0.00104	0.00522		mg/Kg-dry	1	10/25/10 07:19 PM
cis-1,2-Dichloroethene	<0.00104	0.00104	0.00522		mg/Kg-dry	1	10/25/10 07:19 PM
cis-1,3-Dichloropropene	<0.00104	0.00104	0.00522		mg/Kg-dry	1	10/25/10 07:19 PM
Cyclohexane	<0.00522	0.00522	0.0157	N	mg/Kg-dry	1	10/25/10 07:19 PM
Dibromochloromethane	<0.00104	0.00104	0.00522		mg/Kg-dry	1	10/25/10 07:19 PM
Dichlorodifluoromethane	<0.00104	0.00104	0.00522		mg/Kg-dry	1	10/25/10 07:19 PM
Ethylbenzene	<0.00104	0.00104	0.00522		mg/Kg-dry	1	10/25/10 07:19 PM
Isopropylbenzene	<0.00104	0.00104	0.00522		mg/Kg-dry	1	10/25/10 07:19 PM
m,p-Xylene	<0.00104	0.00104	0.00522		mg/Kg-dry	1	10/25/10 07:19 PM
Methyl Acetate	<0.00522	0.00522	0.0157		mg/Kg-dry	1	10/25/10 07:19 PM
Methyl tert-butyl ether	<0.00104	0.00104	0.00522		mg/Kg-dry	1	10/25/10 07:19 PM
Methylcyclohexane	<0.00522	0.00522	0.0157		mg/Kg-dry	1	10/25/10 07:19 PM
Methylene chloride	<0.00522	0.00522	0.00522		mg/Kg-dry	1	10/25/10 07:19 PM
o-Xylene	<0.00104	0.00104	0.00522		mg/Kg-dry	1	10/25/10 07:19 PM
Styrene	<0.00104	0.00104	0.00522		mg/Kg-dry	1	10/25/10 07:19 PM
Tetrachloroethene	<0.00104	0.00104	0.00522		mg/Kg-dry	1	10/25/10 07:19 PM
Toluene	<0.00104	0.00104	0.00522		mg/Kg-dry	1	10/25/10 07:19 PM
trans-1,2-Dichloroethene	<0.00104	0.00104	0.00522		mg/Kg-dry	1	10/25/10 07:19 PM
trans-1,3-Dichloropropene	<0.00104	0.00104	0.00522		mg/Kg-dry	1	10/25/10 07:19 PM
Trichloroethene	<0.00104	0.00104	0.00522		mg/Kg-dry	1	10/25/10 07:19 PM
Trichlorofluoromethane	<0.00522	0.00522	0.0157		mg/Kg-dry	1	10/25/10 07:19 PM
Vinyl chloride	<0.00104	0.00104	0.00522		mg/Kg-dry	1	10/25/10 07:19 PM
Surr: 1,2-Dichloroethane-d4	104	0	52 - 149		%REC	1	10/25/10 07:19 PM
Surr: 4-Bromofluorobenzene	101	0	84 - 118		%REC	1	10/25/10 07:19 PM
Surr: Dibromofluoromethane	99.6	0	65 - 135		%REC	1	10/25/10 07:19 PM
Surr: Toluene-d8	94.5	0	84 - 116		%REC	1	10/25/10 07:19 PM
Percent Moisture		**D2216**					**Analyst: AA**
Percent Moisture	18.3	0	0		WT%	1	11/01/10 10:20 AM

Qualifiers:		See Final Page of Report for MQLs and MDLs	J	Analyte detected between SDL and RL
	B	Analyte detected in the associated Method Blank	N	Parameter not NELAC certified
	C	Sample Result or QC discussed in the Case Narrative	ND	Not Detected at the SDL
	DF	Dilution Factor	RL	Reporting Limit (MQL adjusted for moisture and sample size)
	E	TPH pattern not Gas or Diesel Range Pattern	S	Spike Recovery outside control limits
			SDL	Sample Detection Limit

DHL Analytical

Date: 11/02/10

CLIENT:	Geo Strata Environmental Consultants	Client Sample ID:	SO-SB28-01
Project:	Hillcrest CEI	Lab ID:	1010173-21
Project No:	760-SL11	Collection Date:	10/22/10 04:31 PM
Lab Order:	1010173	Matrix:	Soil

Analyses	Result	SDL	RL	Qual	Units	DF	Date Analyzed
Tx1005 TPH Soil		TX1005					Analyst: AV
T/R Hydrocarbons: C6-C12	<6.82	6.82	19.5		mg/Kg-dry	1	10/26/10 09:48 AM
T/R Hydrocarbons: >C12-C28	<6.82	6.82	19.5		mg/Kg-dry	1	10/26/10 09:48 AM
T/R Hydrocarbons: >C28-C35	<6.82	6.82	19.5		mg/Kg-dry	1	10/26/10 09:48 AM
T/R Hydrocarbons: C6-C35	<6.82	6.82	19.5		mg/Kg-dry	1	10/26/10 09:48 AM
Surr: Isopropylbenzene	93.3	0	70 - 130		%REC	1	10/26/10 09:48 AM
Surr: Octacosane	91.5	0	70 - 130		%REC	1	10/26/10 09:48 AM
PAHs: GC/MS		SW8270C					Analyst: DO
Acenaphthene	<0.0235	0.0235	0.0587		mg/Kg-dry	1	10/29/10 04:51 PM
Acenaphthylene	<0.0117	0.0117	0.0587		mg/Kg-dry	1	10/29/10 04:51 PM
Anthracene	<0.0117	0.0117	0.0587		mg/Kg-dry	1	10/29/10 04:51 PM
Benzo[a]anthracene	<0.0235	0.0235	0.0587		mg/Kg-dry	1	10/29/10 04:51 PM
Benzo[a]pyrene	<0.0352	0.0352	0.0587		mg/Kg-dry	1	10/29/10 04:51 PM
Benzo[b]fluoranthene	<0.0235	0.0235	0.0587		mg/Kg-dry	1	10/29/10 04:51 PM
Benzo[g,h,i]perylene	<0.0235	0.0235	0.0587		mg/Kg-dry	1	10/29/10 04:51 PM
Benzo[k]fluoranthene	<0.0352	0.0352	0.0587		mg/Kg-dry	1	10/29/10 04:51 PM
Chrysene	<0.0235	0.0235	0.0587		mg/Kg-dry	1	10/29/10 04:51 PM
Dibenz[a,h]anthracene	<0.0235	0.0235	0.0587		mg/Kg-dry	1	10/29/10 04:51 PM
Fluoranthene	<0.0117	0.0117	0.0587		mg/Kg-dry	1	10/29/10 04:51 PM
Fluorene	<0.0117	0.0117	0.0587		mg/Kg-dry	1	10/29/10 04:51 PM
Indeno[1,2,3-cd]pyrene	<0.0117	0.0117	0.0587		mg/Kg-dry	1	10/29/10 04:51 PM
Naphthalene	<0.0117	0.0117	0.0587		mg/Kg-dry	1	10/29/10 04:51 PM
Phenanthrene	<0.0117	0.0117	0.0587		mg/Kg-dry	1	10/29/10 04:51 PM
Pyrene	<0.0235	0.0235	0.0587		mg/Kg-dry	1	10/29/10 04:51 PM
Surr: 2-Fluorobiphenyl	57.8	0	40 - 140		%REC	1	10/29/10 04:51 PM
Surr: 4-Terphenyl-d14	71.9	0	40 - 140		%REC	1	10/29/10 04:51 PM
Volatiles by 8260/5035 GC/MS		SW8260B					Analyst: AJR
1,1,1-Trichloroethane	<0.00106	0.00106	0.00532		mg/Kg-dry	1	10/25/10 07:53 PM
1,1,2,2-Tetrachloroethane	<0.00106	0.00106	0.00532		mg/Kg-dry	1	10/25/10 07:53 PM
1,1,2-Trichloroethane	<0.00106	0.00106	0.00532		mg/Kg-dry	1	10/25/10 07:53 PM
1,1,2-Trichlorotrifluoroethane	<0.00532	0.00532	0.0160		mg/Kg-dry	1	10/25/10 07:53 PM
1,1-Dichloroethane	<0.00106	0.00106	0.00532		mg/Kg-dry	1	10/25/10 07:53 PM
1,1-Dichloroethene	<0.00106	0.00106	0.00532		mg/Kg-dry	1	10/25/10 07:53 PM
1,2,4-Trichlorobenzene	<0.00106	0.00106	0.00532		mg/Kg-dry	1	10/25/10 07:53 PM
1,2-Dibromo-3-chloropropane	<0.00106	0.00106	0.00532		mg/Kg-dry	1	10/25/10 07:53 PM
1,2-Dibromoethane	<0.00106	0.00106	0.00532		mg/Kg-dry	1	10/25/10 07:53 PM
1,2-Dichlorobenzene	<0.00106	0.00106	0.00532		mg/Kg-dry	1	10/25/10 07:53 PM
1,2-Dichloroethane	<0.00106	0.00106	0.00532		mg/Kg-dry	1	10/25/10 07:53 PM
1,2-Dichloropropane	<0.00106	0.00106	0.00532		mg/Kg-dry	1	10/25/10 07:53 PM
1,3-Dichlorobenzene	<0.00106	0.00106	0.00532		mg/Kg-dry	1	10/25/10 07:53 PM
1,4-Dichlorobenzene	<0.00106	0.00106	0.00532		mg/Kg-dry	1	10/25/10 07:53 PM
2-Butanone	<0.00532	0.00532	0.0160		mg/Kg-dry	1	10/25/10 07:53 PM
2-Hexanone	<0.00532	0.00532	0.0160		mg/Kg-dry	1	10/25/10 07:53 PM
4-Methyl-2-pentanone	<0.00532	0.00532	0.0160		mg/Kg-dry	1	10/25/10 07:53 PM
Acetone	<0.0160	0.0160	0.0532		mg/Kg-dry	1	10/25/10 07:53 PM

Qualifiers:

	See Final Page of Report for MQLs and MDLs	J	Analyte detected between SDL and RL
B	Analyte detected in the associated Method Blank	N	Parameter not NELAC certified
C	Sample Result or QC discussed in the Case Narrative	ND	Not Detected at the SDL
DF	Dilution Factor	RL	Reporting Limit (MQL adjusted for moisture and sample size)
E	TPH pattern not Gas or Diesel Range Pattern	S	Spike Recovery outside control limits
		SDL	Sample Detection Limit

DHL Analytical

Date: 11/02/10

CLIENT:	Geo Strata Environmental Consultants	Client Sample ID:	SO-SB28-01
Project:	Hillcrest CEI	Lab ID:	1010173-21
Project No:	760-SL11	Collection Date:	10/22/10 04:31 PM
Lab Order:	1010173	Matrix:	Soil

Analyses	Result	SDL	RL	Qual	Units	DF	Date Analyzed
Benzene	<0.00106	0.00106	0.00532		mg/Kg-dry	1	10/25/10 07:53 PM
Bromodichloromethane	<0.00106	0.00106	0.00532		mg/Kg-dry	1	10/25/10 07:53 PM
Bromoform	<0.00106	0.00106	0.00532		mg/Kg-dry	1	10/25/10 07:53 PM
Bromomethane	<0.00106	0.00106	0.00532		mg/Kg-dry	1	10/25/10 07:53 PM
Carbon disulfide	<0.00106	0.00106	0.00532		mg/Kg-dry	1	10/25/10 07:53 PM
Carbon tetrachloride	<0.00106	0.00106	0.00532		mg/Kg-dry	1	10/25/10 07:53 PM
Chlorobenzene	<0.00106	0.00106	0.00532		mg/Kg-dry	1	10/25/10 07:53 PM
Chloroethane	<0.00106	0.00106	0.00532		mg/Kg-dry	1	10/25/10 07:53 PM
Chloroform	<0.00106	0.00106	0.00532		mg/Kg-dry	1	10/25/10 07:53 PM
Chloromethane	<0.00106	0.00106	0.00532		mg/Kg-dry	1	10/25/10 07:53 PM
cis-1,2-Dichloroethene	<0.00106	0.00106	0.00532		mg/Kg-dry	1	10/25/10 07:53 PM
cis-1,3-Dichloropropene	<0.00106	0.00106	0.00532		mg/Kg-dry	1	10/25/10 07:53 PM
Cyclohexane	<0.00532	0.00532	0.0160	N	mg/Kg-dry	1	10/25/10 07:53 PM
Dibromochloromethane	<0.00106	0.00106	0.00532		mg/Kg-dry	1	10/25/10 07:53 PM
Dichlorodifluoromethane	<0.00106	0.00106	0.00532		mg/Kg-dry	1	10/25/10 07:53 PM
Ethylbenzene	<0.00106	0.00106	0.00532		mg/Kg-dry	1	10/25/10 07:53 PM
Isopropylbenzene	<0.00106	0.00106	0.00532		mg/Kg-dry	1	10/25/10 07:53 PM
m,p-Xylene	<0.00106	0.00106	0.00532		mg/Kg-dry	1	10/25/10 07:53 PM
Methyl Acetate	<0.00532	0.00532	0.0160		mg/Kg-dry	1	10/25/10 07:53 PM
Methyl tert-butyl ether	<0.00106	0.00106	0.00532		mg/Kg-dry	1	10/25/10 07:53 PM
Methylcyclohexane	<0.00532	0.00532	0.0160		mg/Kg-dry	1	10/25/10 07:53 PM
Methylene chloride	<0.00532	0.00532	0.00532		mg/Kg-dry	1	10/25/10 07:53 PM
o-Xylene	<0.00106	0.00106	0.00532		mg/Kg-dry	1	10/25/10 07:53 PM
Styrene	<0.00106	0.00106	0.00532		mg/Kg-dry	1	10/25/10 07:53 PM
Tetrachloroethene	<0.00106	0.00106	0.00532		mg/Kg-dry	1	10/25/10 07:53 PM
Toluene	<0.00106	0.00106	0.00532		mg/Kg-dry	1	10/25/10 07:53 PM
trans-1,2-Dichloroethene	<0.00106	0.00106	0.00532		mg/Kg-dry	1	10/25/10 07:53 PM
trans-1,3-Dichloropropene	<0.00106	0.00106	0.00532		mg/Kg-dry	1	10/25/10 07:53 PM
Trichloroethene	<0.00106	0.00106	0.00532		mg/Kg-dry	1	10/25/10 07:53 PM
Trichlorofluoromethane	<0.00532	0.00532	0.0160		mg/Kg-dry	1	10/25/10 07:53 PM
Vinyl chloride	<0.00106	0.00106	0.00532		mg/Kg-dry	1	10/25/10 07:53 PM
Surr: 1,2-Dichloroethane-d4	109	0	52 - 149		%REC	1	10/25/10 07:53 PM
Surr: 4-Bromofluorobenzene	102	0	84 - 118		%REC	1	10/25/10 07:53 PM
Surr: Dibromofluoromethane	101	0	65 - 135		%REC	1	10/25/10 07:53 PM
Surr: Toluene-d8	94.3	0	84 - 116		%REC	1	10/25/10 07:53 PM
Percent Moisture		**D2216**					**Analyst: AA**
Percent Moisture	20.8	0	0		WT%	1	11/01/10 10:20 AM

Qualifiers:		See Final Page of Report for MQLs and MDLs	J	Analyte detected between SDL and RL
	B	Analyte detected in the associated Method Blank	N	Parameter not NELAC certified
	C	Sample Result or QC discussed in the Case Narrative	ND	Not Detected at the SDL
	DF	Dilution Factor	RL	Reporting Limit (MQL adjusted for moisture and sample size)
	E	TPH pattern not Gas or Diesel Range Pattern	S	Spike Recovery outside control limits
			SDL	Sample Detection Limit

DHL Analytical

Date: 11/02/10

CLIENT:	Geo Strata Environmental Consultants	Client Sample ID:	Trip Blank
Project:	Hillcrest CEI	Lab ID:	1010173-22
Project No:	760-SL11	Collection Date:	10/22/10
Lab Order:	1010173	Matrix:	Trip Blank

Analyses	Result	SDL	RL	Qual	Units	DF	Date Analyzed
8260 Water Volatiles by GC/MS		SW8260B					Analyst: CZ
1,1,1-Trichloroethane	<0.000200	0.000200	0.00100		mg/L	1	10/27/10 04:46 PM
1,1,2,2-Tetrachloroethane	<0.000200	0.000200	0.00100		mg/L	1	10/27/10 04:46 PM
1,1,2-Trichloroethane	<0.000200	0.000200	0.00100		mg/L	1	10/27/10 04:46 PM
1,1,2-Trichlorotrifluoroethane	<0.00500	0.00500	0.0150		mg/L	1	10/27/10 04:46 PM
1,1-Dichloroethane	<0.000200	0.000200	0.00100		mg/L	1	10/27/10 04:46 PM
1,1-Dichloroethene	<0.000200	0.000200	0.00100		mg/L	1	10/27/10 04:46 PM
1,2,4-Trichlorobenzene	<0.00150	0.00150	0.00500		mg/L	1	10/27/10 04:46 PM
1,2-Dibromo-3-chloropropane	<0.00300	0.00300	0.0100		mg/L	1	10/27/10 04:46 PM
1,2-Dibromoethane	<0.000200	0.000200	0.00100		mg/L	1	10/27/10 04:46 PM
1,2-Dichlorobenzene	<0.000300	0.000300	0.00100		mg/L	1	10/27/10 04:46 PM
1,2-Dichloroethane	<0.000300	0.000300	0.00100		mg/L	1	10/27/10 04:46 PM
1,2-Dichloropropane	<0.000200	0.000200	0.00100		mg/L	1	10/27/10 04:46 PM
1,3-Dichlorobenzene	<0.000300	0.000300	0.00100		mg/L	1	10/27/10 04:46 PM
1,4-Dichlorobenzene	<0.000300	0.000300	0.00100		mg/L	1	10/27/10 04:46 PM
2-Butanone	<0.00500	0.00500	0.0150		mg/L	1	10/27/10 04:46 PM
2-Hexanone	<0.00500	0.00500	0.0150		mg/L	1	10/27/10 04:46 PM
4-Methyl-2-pentanone	<0.00500	0.00500	0.0150		mg/L	1	10/27/10 04:46 PM
Acetone	<0.00500	0.00500	0.0150		mg/L	1	10/27/10 04:46 PM
Benzene	<0.000200	0.000200	0.00100		mg/L	1	10/27/10 04:46 PM
Bromodichloromethane	<0.000200	0.000200	0.00100		mg/L	1	10/27/10 04:46 PM
Bromoform	<0.000200	0.000200	0.00100		mg/L	1	10/27/10 04:46 PM
Bromomethane	<0.000300	0.000300	0.00100		mg/L	1	10/27/10 04:46 PM
Carbon disulfide	<0.00500	0.00500	0.0150		mg/L	1	10/27/10 04:46 PM
Carbon tetrachloride	<0.000200	0.000200	0.00100		mg/L	1	10/27/10 04:46 PM
Chlorobenzene	<0.000200	0.000200	0.00100		mg/L	1	10/27/10 04:46 PM
Chloroethane	<0.000300	0.000300	0.00100		mg/L	1	10/27/10 04:46 PM
Chloroform	<0.000300	0.000300	0.00100		mg/L	1	10/27/10 04:46 PM
Chloromethane	<0.000300	0.000300	0.00100		mg/L	1	10/27/10 04:46 PM
cis-1,2-Dichloroethene	<0.000200	0.000200	0.00100		mg/L	1	10/27/10 04:46 PM
cis-1,3-Dichloropropene	<0.000200	0.000200	0.00100		mg/L	1	10/27/10 04:46 PM
Cyclohexane	<0.00500	0.00500	0.0150	N	mg/L	1	10/27/10 04:46 PM
Dibromochloromethane	<0.000200	0.000200	0.00100		mg/L	1	10/27/10 04:46 PM
Dichlorodifluoromethane	<0.000200	0.000200	0.00100		mg/L	1	10/27/10 04:46 PM
Ethylbenzene	<0.000300	0.000300	0.00100		mg/L	1	10/27/10 04:46 PM
Isopropylbenzene	<0.000200	0.000200	0.00100		mg/L	1	10/27/10 04:46 PM
m,p-Xylene	<0.000600	0.000600	0.00200		mg/L	1	10/27/10 04:46 PM
Methyl Acetate	<0.00500	0.00500	0.0150		mg/L	1	10/27/10 04:46 PM
Methyl tert-butyl ether	<0.000300	0.000300	0.00100		mg/L	1	10/27/10 04:46 PM
Methylcyclohexane	<0.00500	0.00500	0.0150		mg/L	1	10/27/10 04:46 PM
Methylene chloride	<0.00250	0.00250	0.00250		mg/L	1	10/27/10 04:46 PM
o-Xylene	<0.000300	0.000300	0.00100		mg/L	1	10/27/10 04:46 PM
Styrene	<0.000200	0.000200	0.00100		mg/L	1	10/27/10 04:46 PM
Tetrachloroethene	<0.000600	0.000600	0.00200		mg/L	1	10/27/10 04:46 PM
Toluene	<0.000600	0.000600	0.00200		mg/L	1	10/27/10 04:46 PM

Qualifiers: See Final Page of Report for MQLs and MDLs

B	Analyte detected in the associated Method Blank	J	Analyte detected between SDL and RL
C	Sample Result or QC discussed in the Case Narrative	N	Parameter not NELAC certified
DF	Dilution Factor	ND	Not Detected at the SDL
E	TPH pattern not Gas or Diesel Range Pattern	RL	Reporting Limit (MQL adjusted for moisture and sample size)
		S	Spike Recovery outside control limits
		SDL	Sample Detection Limit

DHL Analytical

Date: 11/02/10

CLIENT:	Geo Strata Environmental Consultants	Client Sample ID:	Trip Blank
Project:	Hillcrest CEI	Lab ID:	1010173-22
Project No:	760-SL11	Collection Date:	10/22/10
Lab Order:	1010173	Matrix:	Trip Blank

Analyses	Result	SDL	RL	Qual	Units	DF	Date Analyzed
trans-1,2-Dichloroethene	<0.000200	0.000200	0.00100		mg/L	1	10/27/10 04:46 PM
trans-1,3-Dichloropropene	<0.000200	0.000200	0.00100		mg/L	1	10/27/10 04:46 PM
Trichloroethene	<0.000600	0.000600	0.00200		mg/L	1	10/27/10 04:46 PM
Trichlorofluoromethane	<0.000200	0.000200	0.00100		mg/L	1	10/27/10 04:46 PM
Vinyl chloride	<0.000100	0.000100	0.00100		mg/L	1	10/27/10 04:46 PM
Surr: 1,2-Dichloroethane-d4	96.2	0	72 - 119		%REC	1	10/27/10 04:46 PM
Surr: 4-Bromofluorobenzene	94.8	0	76 - 119		%REC	1	10/27/10 04:46 PM
Surr: Dibromofluoromethane	95.5	0	85 - 115		%REC	1	10/27/10 04:46 PM
Surr: Toluene-d8	99.5	0	81 - 120		%REC	1	10/27/10 04:46 PM

Qualifiers: See Final Page of Report for MQLs and MDLs

B	Analyte detected in the associated Method Blank	J	Analyte detected between SDL and RL
C	Sample Result or QC discussed in the Case Narrative	N	Parameter not NELAC certified
DF	Dilution Factor	ND	Not Detected at the SDL
E	TPH pattern not Gas or Diesel Range Pattern	RL	Reporting Limit (MQL adjusted for moisture and sample size)
		S	Spike Recovery outside control limits
		SDL	Sample Detection Limit

DHL Analytical

Date: 11/02/10

CLIENT:	Geo Strata Environmental Consultants	Client Sample ID:	GW-01
Project:	Hillcrest CEI	Lab ID:	1010173-23
Project No:	760-SL11	Collection Date:	10/22/10 10:15 AM
Lab Order:	1010173	Matrix:	Aqueous

Analyses	Result	SDL	RL	Qual	Units	DF	Date Analyzed
Tx1005 TPH Water		**TX1005**					**Analyst: AV**
T/R Hydrocarbons: C6-C12	<0.665	0.665	1.90		mg/L	1	10/25/10 02:36 PM
T/R Hydrocarbons: >C12-C28	<0.665	0.665	1.90		mg/L	1	10/25/10 02:36 PM
T/R Hydrocarbons: >C28-C35	<0.665	0.665	1.90		mg/L	1	10/25/10 02:36 PM
T/R Hydrocarbons: C6-C35	<0.665	0.665	1.90		mg/L	1	10/25/10 02:36 PM
Surr: Isopropylbenzene	93.9	0	70 - 130		%REC	1	10/25/10 02:36 PM
Surr: Octacosane	101	0	70 - 130		%REC	1	10/25/10 02:36 PM
PAHs: GC/MS		**SW8270C**					**Analyst: DO**
Acenaphthene	<0.0000250	0.0000250	0.0000500		mg/L	1	10/25/10 06:11 PM
Acenaphthylene	<0.0000250	0.0000250	0.0000500		mg/L	1	10/25/10 06:11 PM
Anthracene	<0.0000250	0.0000250	0.0000500		mg/L	1	10/25/10 06:11 PM
Benzo[a]anthracene	<0.0000250	0.0000250	0.0000500		mg/L	1	10/25/10 06:11 PM
Benzo[a]pyrene	<0.0000250	0.0000250	0.0000500		mg/L	1	10/25/10 06:11 PM
Benzo[b]fluoranthene	<0.0000250	0.0000250	0.0000500		mg/L	1	10/25/10 06:11 PM
Benzo[g,h,i]perylene	<0.0000250	0.0000250	0.0000500		mg/L	1	10/25/10 06:11 PM
Benzo[k]fluoranthene	<0.0000250	0.0000250	0.0000500		mg/L	1	10/25/10 06:11 PM
Chrysene	<0.0000250	0.0000250	0.0000500		mg/L	1	10/25/10 06:11 PM
Dibenz[a,h]anthracene	<0.00000500	0.00000500	0.0000100		mg/L	1	10/25/10 06:11 PM
Fluoranthene	<0.0000250	0.0000250	0.0000500		mg/L	1	10/25/10 06:11 PM
Fluorene	<0.0000250	0.0000250	0.0000500		mg/L	1	10/25/10 06:11 PM
Indeno[1,2,3-cd]pyrene	<0.0000250	0.0000250	0.0000500		mg/L	1	10/25/10 06:11 PM
Naphthalene	<0.0000250	0.0000250	0.0000500		mg/L	1	10/25/10 06:11 PM
Phenanthrene	<0.0000250	0.0000250	0.0000500		mg/L	1	10/25/10 06:11 PM
Pyrene	<0.0000250	0.0000250	0.0000500		mg/L	1	10/25/10 06:11 PM
Surr: 2-Fluorobiphenyl	57.9	0	40 - 140		%REC	1	10/25/10 06:11 PM
Surr: 4-Terphenyl-d14	68.3	0	40 - 140		%REC	1	10/25/10 06:11 PM
8260 Water Volatiles by GC/MS		**SW8260B**					**Analyst: CZ**
1,1,1-Trichloroethane	<0.000200	0.000200	0.00100		mg/L	1	10/27/10 06:54 PM
1,1,2,2-Tetrachloroethane	<0.000200	0.000200	0.00100		mg/L	1	10/27/10 06:54 PM
1,1,2-Trichloroethane	<0.000200	0.000200	0.00100		mg/L	1	10/27/10 06:54 PM
1,1,2-Trichlorotrifluoroethane	<0.00500	0.00500	0.0150		mg/L	1	10/27/10 06:54 PM
1,1-Dichloroethane	<0.000200	0.000200	0.00100		mg/L	1	10/27/10 06:54 PM
1,1-Dichloroethene	<0.000200	0.000200	0.00100		mg/L	1	10/27/10 06:54 PM
1,2,4-Trichlorobenzene	<0.00150	0.00150	0.00500		mg/L	1	10/27/10 06:54 PM
1,2-Dibromo-3-chloropropane	<0.00300	0.00300	0.0100		mg/L	1	10/27/10 06:54 PM
1,2-Dibromoethane	<0.000200	0.000200	0.00100		mg/L	1	10/27/10 06:54 PM
1,2-Dichlorobenzene	<0.000300	0.000300	0.00100		mg/L	1	10/27/10 06:54 PM
1,2-Dichloroethane	<0.000300	0.000300	0.00100		mg/L	1	10/27/10 06:54 PM
1,2-Dichloropropane	<0.000200	0.000200	0.00100		mg/L	1	10/27/10 06:54 PM
1,3-Dichlorobenzene	<0.000300	0.000300	0.00100		mg/L	1	10/27/10 06:54 PM
1,4-Dichlorobenzene	<0.000300	0.000300	0.00100		mg/L	1	10/27/10 06:54 PM
2-Butanone	<0.00500	0.00500	0.0150		mg/L	1	10/27/10 06:54 PM
2-Hexanone	<0.00500	0.00500	0.0150		mg/L	1	10/27/10 06:54 PM
4-Methyl-2-pentanone	<0.00500	0.00500	0.0150		mg/L	1	10/27/10 06:54 PM
Acetone	<0.00500	0.00500	0.0150		mg/L	1	10/27/10 06:54 PM

Qualifiers: See Final Page of Report for MQLs and MDLs

B	Analyte detected in the associated Method Blank	J	Analyte detected between SDL and RL
C	Sample Result or QC discussed in the Case Narrative	N	Parameter not NELAC certified
DF	Dilution Factor	ND	Not Detected at the SDL
E	TPH pattern not Gas or Diesel Range Pattern	RL	Reporting Limit (MQL adjusted for moisture and sample size)
		S	Spike Recovery outside control limits
		SDL	Sample Detection Limit

DHL Analytical

Date: 11/02/10

CLIENT:	Geo Strata Environmental Consultants	Client Sample ID:	GW-01
Project:	Hillcrest CEI	Lab ID:	1010173-23
Project No:	760-SL11	Collection Date:	10/22/10 10:15 AM
Lab Order:	1010173	Matrix:	Aqueous

Analyses	Result	SDL	RL	Qual	Units	DF	Date Analyzed
Benzene	<0.000200	0.000200	0.00100		mg/L	1	10/27/10 06:54 PM
Bromodichloromethane	<0.000200	0.000200	0.00100		mg/L	1	10/27/10 06:54 PM
Bromoform	<0.000200	0.000200	0.00100		mg/L	1	10/27/10 06:54 PM
Bromomethane	<0.000300	0.000300	0.00100		mg/L	1	10/27/10 06:54 PM
Carbon disulfide	<0.00500	0.00500	0.0150		mg/L	1	10/27/10 06:54 PM
Carbon tetrachloride	<0.000200	0.000200	0.00100		mg/L	1	10/27/10 06:54 PM
Chlorobenzene	<0.000200	0.000200	0.00100		mg/L	1	10/27/10 06:54 PM
Chloroethane	<0.000300	0.000300	0.00100		mg/L	1	10/27/10 06:54 PM
Chloroform	<0.000300	0.000300	0.00100		mg/L	1	10/27/10 06:54 PM
Chloromethane	<0.000300	0.000300	0.00100		mg/L	1	10/27/10 06:54 PM
cis-1,2-Dichloroethene	0.000350	0.000200	0.00100	J	mg/L	1	10/27/10 06:54 PM
cis-1,3-Dichloropropene	<0.000200	0.000200	0.00100		mg/L	1	10/27/10 06:54 PM
Cyclohexane	<0.00500	0.00500	0.0150	N	mg/L	1	10/27/10 06:54 PM
Dibromochloromethane	<0.000200	0.000200	0.00100		mg/L	1	10/27/10 06:54 PM
Dichlorodifluoromethane	<0.000200	0.000200	0.00100		mg/L	1	10/27/10 06:54 PM
Ethylbenzene	<0.000300	0.000300	0.00100		mg/L	1	10/27/10 06:54 PM
Isopropylbenzene	<0.000200	0.000200	0.00100		mg/L	1	10/27/10 06:54 PM
m,p-Xylene	<0.000600	0.000600	0.00200		mg/L	1	10/27/10 06:54 PM
Methyl Acetate	<0.00500	0.00500	0.0150		mg/L	1	10/27/10 06:54 PM
Methyl tert-butyl ether	<0.000300	0.000300	0.00100		mg/L	1	10/27/10 06:54 PM
Methylcyclohexane	<0.00500	0.00500	0.0150		mg/L	1	10/27/10 06:54 PM
Methylene chloride	<0.00250	0.00250	0.00250		mg/L	1	10/27/10 06:54 PM
o-Xylene	<0.000300	0.000300	0.00100		mg/L	1	10/27/10 06:54 PM
Styrene	<0.000200	0.000200	0.00100		mg/L	1	10/27/10 06:54 PM
Tetrachloroethene	<0.000600	0.000600	0.00200		mg/L	1	10/27/10 06:54 PM
Toluene	<0.000600	0.000600	0.00200		mg/L	1	10/27/10 06:54 PM
trans-1,2-Dichloroethene	<0.000200	0.000200	0.00100		mg/L	1	10/27/10 06:54 PM
trans-1,3-Dichloropropene	<0.000200	0.000200	0.00100		mg/L	1	10/27/10 06:54 PM
Trichloroethene	0.00910	0.000600	0.00200		mg/L	1	10/27/10 06:54 PM
Trichlorofluoromethane	<0.000200	0.000200	0.00100		mg/L	1	10/27/10 06:54 PM
Vinyl chloride	<0.000100	0.000100	0.00100		mg/L	1	10/27/10 06:54 PM
Surr: 1,2-Dichloroethane-d4	97.3	0	72 - 119		%REC	1	10/27/10 06:54 PM
Surr: 4-Bromofluorobenzene	94.9	0	76 - 119		%REC	1	10/27/10 06:54 PM
Surr: Dibromofluoromethane	97.2	0	85 - 115		%REC	1	10/27/10 06:54 PM
Surr: Toluene-d8	98.4	0	81 - 120		%REC	1	10/27/10 06:54 PM

Qualifiers:

	See Final Page of Report for MQLs and MDLs	J	Analyte detected between SDL and RL
B	Analyte detected in the associated Method Blank	N	Parameter not NELAC certified
C	Sample Result or QC discussed in the Case Narrative	ND	Not Detected at the SDL
DF	Dilution Factor	RL	Reporting Limit (MQL adjusted for moisture and sample size)
E	TPH pattern not Gas or Diesel Range Pattern	S	Spike Recovery outside control limits
		SDL	Sample Detection Limit

DHL Analytical

Date: 11/02/10

CLIENT:	Geo Strata Environmental Consultants	Client Sample ID:	GW-04
Project:	Hillcrest CEI	Lab ID:	1010173-24
Project No:	760-SL11	Collection Date:	10/22/10 03:10 PM
Lab Order:	1010173	Matrix:	Aqueous

Analyses	Result	SDL	RL	Qual	Units	DF	Date Analyzed
Tx1005 TPH Water		**TX1005**					**Analyst: AV**
T/R Hydrocarbons: C6-C12	<0.682	0.682	1.95		mg/L	1	10/25/10 02:45 PM
T/R Hydrocarbons: >C12-C28	<0.682	0.682	1.95		mg/L	1	10/25/10 02:45 PM
T/R Hydrocarbons: >C28-C35	<0.682	0.682	1.95		mg/L	1	10/25/10 02:45 PM
T/R Hydrocarbons: C6-C35	<0.682	0.682	1.95		mg/L	1	10/25/10 02:45 PM
Surr: Isopropylbenzene	94.3	0	70 - 130		%REC	1	10/25/10 02:45 PM
Surr: Octacosane	98.6	0	70 - 130		%REC	1	10/25/10 02:45 PM
PAHs: GC/MS		**SW8270C**					**Analyst: DO**
Acenaphthene	<0.0000250	0.0000250	0.0000500		mg/L	1	10/25/10 06:42 PM
Acenaphthylene	<0.0000250	0.0000250	0.0000500		mg/L	1	10/25/10 06:42 PM
Anthracene	<0.0000250	0.0000250	0.0000500		mg/L	1	10/25/10 06:42 PM
Benzo[a]anthracene	<0.0000250	0.0000250	0.0000500		mg/L	1	10/25/10 06:42 PM
Benzo[a]pyrene	<0.0000250	0.0000250	0.0000500		mg/L	1	10/25/10 06:42 PM
Benzo[b]fluoranthene	<0.0000250	0.0000250	0.0000500		mg/L	1	10/25/10 06:42 PM
Benzo[g,h,i]perylene	<0.0000250	0.0000250	0.0000500		mg/L	1	10/25/10 06:42 PM
Benzo[k]fluoranthene	<0.0000250	0.0000250	0.0000500		mg/L	1	10/25/10 06:42 PM
Chrysene	<0.0000250	0.0000250	0.0000500		mg/L	1	10/25/10 06:42 PM
Dibenz[a,h]anthracene	<0.00000500	0.00000500	0.0000100		mg/L	1	10/25/10 06:42 PM
Fluoranthene	<0.0000250	0.0000250	0.0000500		mg/L	1	10/25/10 06:42 PM
Fluorene	<0.0000250	0.0000250	0.0000500		mg/L	1	10/25/10 06:42 PM
Indeno[1,2,3-cd]pyrene	<0.0000250	0.0000250	0.0000500		mg/L	1	10/25/10 06:42 PM
Naphthalene	0.0000357	0.0000250	0.0000500	J	mg/L	1	10/25/10 06:42 PM
Phenanthrene	<0.0000250	0.0000250	0.0000500		mg/L	1	10/25/10 06:42 PM
Pyrene	<0.0000250	0.0000250	0.0000500		mg/L	1	10/25/10 06:42 PM
Surr: 2-Fluorobiphenyl	63.6	0	40 - 140		%REC	1	10/25/10 06:42 PM
Surr: 4-Terphenyl-d14	66.9	0	40 - 140		%REC	1	10/25/10 06:42 PM
8260 Water Volatiles by GC/MS		**SW8260B**					**Analyst: CZ**
1,1,1-Trichloroethane	<0.000200	0.000200	0.00100		mg/L	1	10/27/10 07:19 PM
1,1,2,2-Tetrachloroethane	<0.000200	0.000200	0.00100		mg/L	1	10/27/10 07:19 PM
1,1,2-Trichloroethane	<0.000200	0.000200	0.00100		mg/L	1	10/27/10 07:19 PM
1,1,2-Trichlorotrifluoroethane	<0.00500	0.00500	0.0150		mg/L	1	10/27/10 07:19 PM
1,1-Dichloroethane	<0.000200	0.000200	0.00100		mg/L	1	10/27/10 07:19 PM
1,1-Dichloroethene	<0.000200	0.000200	0.00100		mg/L	1	10/27/10 07:19 PM
1,2,4-Trichlorobenzene	<0.00150	0.00150	0.00500		mg/L	1	10/27/10 07:19 PM
1,2-Dibromo-3-chloropropane	<0.00300	0.00300	0.0100		mg/L	1	10/27/10 07:19 PM
1,2-Dibromoethane	<0.000200	0.000200	0.00100		mg/L	1	10/27/10 07:19 PM
1,2-Dichlorobenzene	<0.000300	0.000300	0.00100		mg/L	1	10/27/10 07:19 PM
1,2-Dichloroethane	<0.000300	0.000300	0.00100		mg/L	1	10/27/10 07:19 PM
1,2-Dichloropropane	<0.000200	0.000200	0.00100		mg/L	1	10/27/10 07:19 PM
1,3-Dichlorobenzene	<0.000300	0.000300	0.00100		mg/L	1	10/27/10 07:19 PM
1,4-Dichlorobenzene	<0.000300	0.000300	0.00100		mg/L	1	10/27/10 07:19 PM
2-Butanone	<0.00500	0.00500	0.0150		mg/L	1	10/27/10 07:19 PM
2-Hexanone	<0.00500	0.00500	0.0150		mg/L	1	10/27/10 07:19 PM
4-Methyl-2-pentanone	<0.00500	0.00500	0.0150		mg/L	1	10/27/10 07:19 PM
Acetone	0.00714	0.00500	0.0150	J	mg/L	1	10/27/10 07:19 PM

Qualifiers:

	See Final Page of Report for MQLs and MDLs	J	Analyte detected between SDL and RL
B	Analyte detected in the associated Method Blank	N	Parameter not NELAC certified
C	Sample Result or QC discussed in the Case Narrative	ND	Not Detected at the SDL
DF	Dilution Factor	RL	Reporting Limit (MQL adjusted for moisture and sample size)
E	TPH pattern not Gas or Diesel Range Pattern	S	Spike Recovery outside control limits
		SDL	Sample Detection Limit

DHL Analytical

Date: 11/02/10

CLIENT:	Geo Strata Environmental Consultants	Client Sample ID:	GW-04
Project:	Hillcrest CEI	Lab ID:	1010173-24
Project No:	760-SL11	Collection Date:	10/22/10 03:10 PM
Lab Order:	1010173	Matrix:	Aqueous

Analyses	Result	SDL	RL	Qual	Units	DF	Date Analyzed
Benzene	<0.000200	0.000200	0.00100		mg/L	1	10/27/10 07:19 PM
Bromodichloromethane	<0.000200	0.000200	0.00100		mg/L	1	10/27/10 07:19 PM
Bromoform	<0.000200	0.000200	0.00100		mg/L	1	10/27/10 07:19 PM
Bromomethane	<0.000300	0.000300	0.00100		mg/L	1	10/27/10 07:19 PM
Carbon disulfide	<0.00500	0.00500	0.0150		mg/L	1	10/27/10 07:19 PM
Carbon tetrachloride	<0.000200	0.000200	0.00100		mg/L	1	10/27/10 07:19 PM
Chlorobenzene	<0.000200	0.000200	0.00100		mg/L	1	10/27/10 07:19 PM
Chloroethane	<0.000300	0.000300	0.00100		mg/L	1	10/27/10 07:19 PM
Chloroform	<0.000300	0.000300	0.00100		mg/L	1	10/27/10 07:19 PM
Chloromethane	<0.000300	0.000300	0.00100		mg/L	1	10/27/10 07:19 PM
cis-1,2-Dichloroethene	<0.000200	0.000200	0.00100		mg/L	1	10/27/10 07:19 PM
cis-1,3-Dichloropropene	<0.000200	0.000200	0.00100		mg/L	1	10/27/10 07:19 PM
Cyclohexane	<0.00500	0.00500	0.0150	N	mg/L	1	10/27/10 07:19 PM
Dibromochloromethane	<0.000200	0.000200	0.00100		mg/L	1	10/27/10 07:19 PM
Dichlorodifluoromethane	<0.000200	0.000200	0.00100		mg/L	1	10/27/10 07:19 PM
Ethylbenzene	<0.000300	0.000300	0.00100		mg/L	1	10/27/10 07:19 PM
Isopropylbenzene	<0.000200	0.000200	0.00100		mg/L	1	10/27/10 07:19 PM
m,p-Xylene	<0.000600	0.000600	0.00200		mg/L	1	10/27/10 07:19 PM
Methyl Acetate	<0.00500	0.00500	0.0150		mg/L	1	10/27/10 07:19 PM
Methyl tert-butyl ether	<0.000300	0.000300	0.00100		mg/L	1	10/27/10 07:19 PM
Methylcyclohexane	<0.00500	0.00500	0.0150		mg/L	1	10/27/10 07:19 PM
Methylene chloride	<0.00250	0.00250	0.00250		mg/L	1	10/27/10 07:19 PM
o-Xylene	<0.000300	0.000300	0.00100		mg/L	1	10/27/10 07:19 PM
Styrene	<0.000200	0.000200	0.00100		mg/L	1	10/27/10 07:19 PM
Tetrachloroethene	<0.000600	0.000600	0.00200		mg/L	1	10/27/10 07:19 PM
Toluene	<0.000600	0.000600	0.00200		mg/L	1	10/27/10 07:19 PM
trans-1,2-Dichloroethene	<0.000200	0.000200	0.00100		mg/L	1	10/27/10 07:19 PM
trans-1,3-Dichloropropene	<0.000200	0.000200	0.00100		mg/L	1	10/27/10 07:19 PM
Trichloroethene	<0.000600	0.000600	0.00200		mg/L	1	10/27/10 07:19 PM
Trichlorofluoromethane	<0.000200	0.000200	0.00100		mg/L	1	10/27/10 07:19 PM
Vinyl chloride	<0.000100	0.000100	0.00100		mg/L	1	10/27/10 07:19 PM
Surr: 1,2-Dichloroethane-d4	97.9	0	72 - 119		%REC	1	10/27/10 07:19 PM
Surr: 4-Bromofluorobenzene	93.9	0	76 - 119		%REC	1	10/27/10 07:19 PM
Surr: Dibromofluoromethane	96.3	0	85 - 115		%REC	1	10/27/10 07:19 PM
Surr: Toluene-d8	98.9	0	81 - 120		%REC	1	10/27/10 07:19 PM

Qualifiers: See Final Page of Report for MQLs and MDLs

B	Analyte detected in the associated Method Blank	J	Analyte detected between SDL and RL
C	Sample Result or QC discussed in the Case Narrative	N	Parameter not NELAC certified
DF	Dilution Factor	ND	Not Detected at the SDL
E	TPH pattern not Gas or Diesel Range Pattern	RL	Reporting Limit (MQL adjusted for moisture and sample size)
		S	Spike Recovery outside control limits
		SDL	Sample Detection Limit

DHL Analytical

Date: 11/02/10

CLIENT:	Geo Strata Environmental Consultants	Client Sample ID:	GW-05
Project:	Hillcrest CEI	Lab ID:	1010173-25
Project No:	760-SL11	Collection Date:	10/22/10 12:10 PM
Lab Order:	1010173	Matrix:	Aqueous

Analyses	Result	SDL	RL	Qual	Units	DF	Date Analyzed
Tx1005 TPH Water		**TX1005**					**Analyst: AV**
T/R Hydrocarbons: C6-C12	<0.668	0.668	1.91		mg/L	1	10/25/10 02:54 PM
T/R Hydrocarbons: >C12-C28	<0.668	0.668	1.91		mg/L	1	10/25/10 02:54 PM
T/R Hydrocarbons: >C28-C35	<0.668	0.668	1.91		mg/L	1	10/25/10 02:54 PM
T/R Hydrocarbons: C6-C35	<0.668	0.668	1.91		mg/L	1	10/25/10 02:54 PM
Surr: Isopropylbenzene	97.1	0	70 - 130		%REC	1	10/25/10 02:54 PM
Surr: Octacosane	99.2	0	70 - 130		%REC	1	10/25/10 02:54 PM
PAHs: GC/MS		**SW8270C**					**Analyst: DO**
Acenaphthene	<0.0000250	0.0000250	0.0000500		mg/L	1	10/25/10 03:06 PM
Acenaphthylene	<0.0000250	0.0000250	0.0000500		mg/L	1	10/25/10 03:06 PM
Anthracene	<0.0000250	0.0000250	0.0000500		mg/L	1	10/25/10 03:06 PM
Benzo[a]anthracene	<0.0000250	0.0000250	0.0000500		mg/L	1	10/25/10 03:06 PM
Benzo[a]pyrene	<0.0000250	0.0000250	0.0000500		mg/L	1	10/25/10 03:06 PM
Benzo[b]fluoranthene	<0.0000250	0.0000250	0.0000500		mg/L	1	10/25/10 03:06 PM
Benzo[g,h,i]perylene	<0.0000250	0.0000250	0.0000500		mg/L	1	10/25/10 03:06 PM
Benzo[k]fluoranthene	<0.0000250	0.0000250	0.0000500		mg/L	1	10/25/10 03:06 PM
Chrysene	<0.0000250	0.0000250	0.0000500		mg/L	1	10/25/10 03:06 PM
Dibenz[a,h]anthracene	<0.00000500	0.00000500	0.0000100		mg/L	1	10/25/10 03:06 PM
Fluoranthene	<0.0000250	0.0000250	0.0000500		mg/L	1	10/25/10 03:06 PM
Fluorene	<0.0000250	0.0000250	0.0000500		mg/L	1	10/25/10 03:06 PM
Indeno[1,2,3-cd]pyrene	<0.0000250	0.0000250	0.0000500		mg/L	1	10/25/10 03:06 PM
Naphthalene	<0.0000250	0.0000250	0.0000500		mg/L	1	10/25/10 03:06 PM
Phenanthrene	<0.0000250	0.0000250	0.0000500		mg/L	1	10/25/10 03:06 PM
Pyrene	<0.0000250	0.0000250	0.0000500		mg/L	1	10/25/10 03:06 PM
Surr: 2-Fluorobiphenyl	52.8	0	40 - 140		%REC	1	10/25/10 03:06 PM
Surr: 4-Terphenyl-d14	61.4	0	40 - 140		%REC	1	10/25/10 03:06 PM
8260 Water Volatiles by GC/MS		**SW8260B**					**Analyst: CZ**
1,1,1-Trichloroethane	<0.000200	0.000200	0.00100		mg/L	1	10/27/10 06:03 PM
1,1,2,2-Tetrachloroethane	<0.000200	0.000200	0.00100		mg/L	1	10/27/10 06:03 PM
1,1,2-Trichloroethane	<0.000200	0.000200	0.00100		mg/L	1	10/27/10 06:03 PM
1,1,2-Trichlorotrifluoroethane	<0.00500	0.00500	0.0150		mg/L	1	10/27/10 06:03 PM
1,1-Dichloroethane	<0.000200	0.000200	0.00100		mg/L	1	10/27/10 06:03 PM
1,1-Dichloroethene	<0.000200	0.000200	0.00100		mg/L	1	10/27/10 06:03 PM
1,2,4-Trichlorobenzene	<0.00150	0.00150	0.00500		mg/L	1	10/27/10 06:03 PM
1,2-Dibromo-3-chloropropane	<0.00300	0.00300	0.0100		mg/L	1	10/27/10 06:03 PM
1,2-Dibromoethane	<0.000200	0.000200	0.00100		mg/L	1	10/27/10 06:03 PM
1,2-Dichlorobenzene	<0.000300	0.000300	0.00100		mg/L	1	10/27/10 06:03 PM
1,2-Dichloroethane	<0.000300	0.000300	0.00100		mg/L	1	10/27/10 06:03 PM
1,2-Dichloropropane	<0.000200	0.000200	0.00100		mg/L	1	10/27/10 06:03 PM
1,3-Dichlorobenzene	<0.000300	0.000300	0.00100		mg/L	1	10/27/10 06:03 PM
1,4-Dichlorobenzene	<0.000300	0.000300	0.00100		mg/L	1	10/27/10 06:03 PM
2-Butanone	<0.00500	0.00500	0.0150		mg/L	1	10/27/10 06:03 PM
2-Hexanone	<0.00500	0.00500	0.0150		mg/L	1	10/27/10 06:03 PM
4-Methyl-2-pentanone	<0.00500	0.00500	0.0150		mg/L	1	10/27/10 06:03 PM
Acetone	<0.00500	0.00500	0.0150		mg/L	1	10/27/10 06:03 PM

Qualifiers: See Final Page of Report for MQLs and MDLs

B	Analyte detected in the associated Method Blank	J	Analyte detected between SDL and RL
C	Sample Result or QC discussed in the Case Narrative	N	Parameter not NELAC certified
DF	Dilution Factor	ND	Not Detected at the SDL
E	TPH pattern not Gas or Diesel Range Pattern	RL	Reporting Limit (MQL adjusted for moisture and sample size)
		S	Spike Recovery outside control limits
		SDL	Sample Detection Limit

DHL Analytical

Date: 11/02/10

CLIENT:	Geo Strata Environmental Consultants	Client Sample ID:	GW-05
Project:	Hillcrest CEI	Lab ID:	1010173-25
Project No:	760-SL11	Collection Date:	10/22/10 12:10 PM
Lab Order:	1010173	Matrix:	Aqueous

Analyses	Result	SDL	RL	Qual	Units	DF	Date Analyzed
Benzene	<0.000200	0.000200	0.00100		mg/L	1	10/27/10 06:03 PM
Bromodichloromethane	<0.000200	0.000200	0.00100		mg/L	1	10/27/10 06:03 PM
Bromoform	<0.000200	0.000200	0.00100		mg/L	1	10/27/10 06:03 PM
Bromomethane	<0.000300	0.000300	0.00100		mg/L	1	10/27/10 06:03 PM
Carbon disulfide	<0.00500	0.00500	0.0150		mg/L	1	10/27/10 06:03 PM
Carbon tetrachloride	<0.000200	0.000200	0.00100		mg/L	1	10/27/10 06:03 PM
Chlorobenzene	<0.000200	0.000200	0.00100		mg/L	1	10/27/10 06:03 PM
Chloroethane	<0.000300	0.000300	0.00100		mg/L	1	10/27/10 06:03 PM
Chloroform	<0.000300	0.000300	0.00100		mg/L	1	10/27/10 06:03 PM
Chloromethane	<0.000300	0.000300	0.00100		mg/L	1	10/27/10 06:03 PM
cis-1,2-Dichloroethene	0.000280	0.000200	0.00100	J	mg/L	1	10/27/10 06:03 PM
cis-1,3-Dichloropropene	<0.000200	0.000200	0.00100		mg/L	1	10/27/10 06:03 PM
Cyclohexane	<0.00500	0.00500	0.0150	N	mg/L	1	10/27/10 06:03 PM
Dibromochloromethane	0.000210	0.000200	0.00100	J	mg/L	1	10/27/10 06:03 PM
Dichlorodifluoromethane	<0.000200	0.000200	0.00100		mg/L	1	10/27/10 06:03 PM
Ethylbenzene	<0.000300	0.000300	0.00100		mg/L	1	10/27/10 06:03 PM
Isopropylbenzene	<0.000200	0.000200	0.00100		mg/L	1	10/27/10 06:03 PM
m,p-Xylene	<0.000600	0.000600	0.00200		mg/L	1	10/27/10 06:03 PM
Methyl Acetate	<0.00500	0.00500	0.0150		mg/L	1	10/27/10 06:03 PM
Methyl tert-butyl ether	<0.000300	0.000300	0.00100		mg/L	1	10/27/10 06:03 PM
Methylcyclohexane	<0.00500	0.00500	0.0150		mg/L	1	10/27/10 06:03 PM
Methylene chloride	<0.00250	0.00250	0.00250		mg/L	1	10/27/10 06:03 PM
o-Xylene	<0.000300	0.000300	0.00100		mg/L	1	10/27/10 06:03 PM
Styrene	<0.000200	0.000200	0.00100		mg/L	1	10/27/10 06:03 PM
Tetrachloroethene	0.00222	0.000600	0.00200		mg/L	1	10/27/10 06:03 PM
Toluene	<0.000600	0.000600	0.00200		mg/L	1	10/27/10 06:03 PM
trans-1,2-Dichloroethene	<0.000200	0.000200	0.00100		mg/L	1	10/27/10 06:03 PM
trans-1,3-Dichloropropene	<0.000200	0.000200	0.00100		mg/L	1	10/27/10 06:03 PM
Trichloroethene	<0.000600	0.000600	0.00200		mg/L	1	10/27/10 06:03 PM
Trichlorofluoromethane	<0.000200	0.000200	0.00100		mg/L	1	10/27/10 06:03 PM
Vinyl chloride	<0.000100	0.000100	0.00100		mg/L	1	10/27/10 06:03 PM
Surr: 1,2-Dichloroethane-d4	97.5	0	72 - 119		%REC	1	10/27/10 06:03 PM
Surr: 4-Bromofluorobenzene	94.4	0	76 - 119		%REC	1	10/27/10 06:03 PM
Surr: Dibromofluoromethane	96.4	0	85 - 115		%REC	1	10/27/10 06:03 PM
Surr: Toluene-d8	99.4	0	81 - 120		%REC	1	10/27/10 06:03 PM

Qualifiers:

	See Final Page of Report for MQLs and MDLs	J	Analyte detected between SDL and RL
B	Analyte detected in the associated Method Blank	N	Parameter not NELAC certified
C	Sample Result or QC discussed in the Case Narrative	ND	Not Detected at the SDL
DF	Dilution Factor	RL	Reporting Limit (MQL adjusted for moisture and sample size)
E	TPH pattern not Gas or Diesel Range Pattern	S	Spike Recovery outside control limits
		SDL	Sample Detection Limit

DHL Analytical

Date: 11/02/10

CLIENT:	Geo Strata Environmental Consultants	Client Sample ID:	GW-07
Project:	Hillcrest CEI	Lab ID:	1010173-26
Project No:	760-SL11	Collection Date:	10/22/10 04:35 PM
Lab Order:	1010173	Matrix:	Aqueous

Analyses	Result	SDL	RL	Qual	Units	DF	Date Analyzed
Tx1005 TPH Water		**TX1005**					**Analyst: AV**
T/R Hydrocarbons: C6-C12	<0.680	0.680	1.94		mg/L	1	10/25/10 03:56 PM
T/R Hydrocarbons: >C12-C28	<0.680	0.680	1.94		mg/L	1	10/25/10 03:56 PM
T/R Hydrocarbons: >C28-C35	<0.680	0.680	1.94		mg/L	1	10/25/10 03:56 PM
T/R Hydrocarbons: C6-C35	<0.680	0.680	1.94		mg/L	1	10/25/10 03:56 PM
Surr: Isopropylbenzene	98.7	0	70 - 130		%REC	1	10/25/10 03:56 PM
Surr: Octacosane	102	0	70 - 130		%REC	1	10/25/10 03:56 PM
PAHs: GC/MS		**SW8270C**					**Analyst: DO**
Acenaphthene	<0.0000250	0.0000250	0.0000500		mg/L	1	10/25/10 07:12 PM
Acenaphthylene	<0.0000250	0.0000250	0.0000500		mg/L	1	10/25/10 07:12 PM
Anthracene	0.0000567	0.0000250	0.0000500		mg/L	1	10/25/10 07:12 PM
Benzo[a]anthracene	<0.0000250	0.0000250	0.0000500		mg/L	1	10/25/10 07:12 PM
Benzo[a]pyrene	<0.0000250	0.0000250	0.0000500		mg/L	1	10/25/10 07:12 PM
Benzo[b]fluoranthene	<0.0000250	0.0000250	0.0000500		mg/L	1	10/25/10 07:12 PM
Benzo[g,h,i]perylene	<0.0000250	0.0000250	0.0000500		mg/L	1	10/25/10 07:12 PM
Benzo[k]fluoranthene	<0.0000250	0.0000250	0.0000500		mg/L	1	10/25/10 07:12 PM
Chrysene	<0.0000250	0.0000250	0.0000500		mg/L	1	10/25/10 07:12 PM
Dibenz[a,h]anthracene	<0.00000500	0.00000500	0.0000100		mg/L	1	10/25/10 07:12 PM
Fluoranthene	<0.0000250	0.0000250	0.0000500		mg/L	1	10/25/10 07:12 PM
Fluorene	<0.0000250	0.0000250	0.0000500		mg/L	1	10/25/10 07:12 PM
Indeno[1,2,3-cd]pyrene	<0.0000250	0.0000250	0.0000500		mg/L	1	10/25/10 07:12 PM
Naphthalene	<0.0000250	0.0000250	0.0000500		mg/L	1	10/25/10 07:12 PM
Phenanthrene	<0.0000250	0.0000250	0.0000500		mg/L	1	10/25/10 07:12 PM
Pyrene	<0.0000250	0.0000250	0.0000500		mg/L	1	10/25/10 07:12 PM
Surr: 2-Fluorobiphenyl	79.1	0	40 - 140		%REC	1	10/25/10 07:12 PM
Surr: 4-Terphenyl-d14	84.5	0	40 - 140		%REC	1	10/25/10 07:12 PM
8260 Water Volatiles by GC/MS		**SW8260B**					**Analyst: CZ**
1,1,1-Trichloroethane	<0.000200	0.000200	0.00100		mg/L	1	10/27/10 07:45 PM
1,1,2,2-Tetrachloroethane	<0.000200	0.000200	0.00100		mg/L	1	10/27/10 07:45 PM
1,1,2-Trichloroethane	<0.000200	0.000200	0.00100		mg/L	1	10/27/10 07:45 PM
1,1,2-Trichlorotrifluoroethane	<0.00500	0.00500	0.0150		mg/L	1	10/27/10 07:45 PM
1,1-Dichloroethane	<0.000200	0.000200	0.00100		mg/L	1	10/27/10 07:45 PM
1,1-Dichloroethene	<0.000200	0.000200	0.00100		mg/L	1	10/27/10 07:45 PM
1,2,4-Trichlorobenzene	<0.00150	0.00150	0.00500		mg/L	1	10/27/10 07:45 PM
1,2-Dibromo-3-chloropropane	<0.00300	0.00300	0.0100		mg/L	1	10/27/10 07:45 PM
1,2-Dibromoethane	<0.000200	0.000200	0.00100		mg/L	1	10/27/10 07:45 PM
1,2-Dichlorobenzene	<0.000300	0.000300	0.00100		mg/L	1	10/27/10 07:45 PM
1,2-Dichloroethane	<0.000300	0.000300	0.00100		mg/L	1	10/27/10 07:45 PM
1,2-Dichloropropane	<0.000200	0.000200	0.00100		mg/L	1	10/27/10 07:45 PM
1,3-Dichlorobenzene	<0.000300	0.000300	0.00100		mg/L	1	10/27/10 07:45 PM
1,4-Dichlorobenzene	<0.000300	0.000300	0.00100		mg/L	1	10/27/10 07:45 PM
2-Butanone	<0.00500	0.00500	0.0150		mg/L	1	10/27/10 07:45 PM
2-Hexanone	<0.00500	0.00500	0.0150		mg/L	1	10/27/10 07:45 PM
4-Methyl-2-pentanone	<0.00500	0.00500	0.0150		mg/L	1	10/27/10 07:45 PM
Acetone	0.0175	0.00500	0.0150		mg/L	1	10/27/10 07:45 PM

Qualifiers:

	See Final Page of Report for MQLs and MDLs	J	Analyte detected between SDL and RL
B	Analyte detected in the associated Method Blank	N	Parameter not NELAC certified
C	Sample Result or QC discussed in the Case Narrative	ND	Not Detected at the SDL
DF	Dilution Factor	RL	Reporting Limit (MQL adjusted for moisture and sample size)
E	TPH pattern not Gas or Diesel Range Pattern	S	Spike Recovery outside control limits
		SDL	Sample Detection Limit

DHL Analytical

Date: 11/02/10

CLIENT:	Geo Strata Environmental Consultants	Client Sample ID:	GW-07
Project:	Hillcrest CEI	Lab ID:	1010173-26
Project No:	760-SL11	Collection Date:	10/22/10 04:35 PM
Lab Order:	1010173	Matrix:	Aqueous

Analyses	Result	SDL	RL	Qual	Units	DF	Date Analyzed
Benzene	<0.000200	0.000200	0.00100		mg/L	1	10/27/10 07:45 PM
Bromodichloromethane	<0.000200	0.000200	0.00100		mg/L	1	10/27/10 07:45 PM
Bromoform	<0.000200	0.000200	0.00100		mg/L	1	10/27/10 07:45 PM
Bromomethane	<0.000300	0.000300	0.00100		mg/L	1	10/27/10 07:45 PM
Carbon disulfide	<0.00500	0.00500	0.0150		mg/L	1	10/27/10 07:45 PM
Carbon tetrachloride	<0.000200	0.000200	0.00100		mg/L	1	10/27/10 07:45 PM
Chlorobenzene	<0.000200	0.000200	0.00100		mg/L	1	10/27/10 07:45 PM
Chloroethane	<0.000300	0.000300	0.00100		mg/L	1	10/27/10 07:45 PM
Chloroform	<0.000300	0.000300	0.00100		mg/L	1	10/27/10 07:45 PM
Chloromethane	<0.000300	0.000300	0.00100		mg/L	1	10/27/10 07:45 PM
cis-1,2-Dichloroethene	<0.000200	0.000200	0.00100		mg/L	1	10/27/10 07:45 PM
cis-1,3-Dichloropropene	<0.000200	0.000200	0.00100		mg/L	1	10/27/10 07:45 PM
Cyclohexane	<0.00500	0.00500	0.0150	N	mg/L	1	10/27/10 07:45 PM
Dibromochloromethane	<0.000200	0.000200	0.00100		mg/L	1	10/27/10 07:45 PM
Dichlorodifluoromethane	<0.000200	0.000200	0.00100		mg/L	1	10/27/10 07:45 PM
Ethylbenzene	<0.000300	0.000300	0.00100		mg/L	1	10/27/10 07:45 PM
Isopropylbenzene	<0.000200	0.000200	0.00100		mg/L	1	10/27/10 07:45 PM
m,p-Xylene	<0.000600	0.000600	0.00200		mg/L	1	10/27/10 07:45 PM
Methyl Acetate	<0.00500	0.00500	0.0150		mg/L	1	10/27/10 07:45 PM
Methyl tert-butyl ether	<0.000300	0.000300	0.00100		mg/L	1	10/27/10 07:45 PM
Methylcyclohexane	<0.00500	0.00500	0.0150		mg/L	1	10/27/10 07:45 PM
Methylene chloride	<0.00250	0.00250	0.00250		mg/L	1	10/27/10 07:45 PM
o-Xylene	<0.000300	0.000300	0.00100		mg/L	1	10/27/10 07:45 PM
Styrene	<0.000200	0.000200	0.00100		mg/L	1	10/27/10 07:45 PM
Tetrachloroethene	<0.000600	0.000600	0.00200		mg/L	1	10/27/10 07:45 PM
Toluene	<0.000600	0.000600	0.00200		mg/L	1	10/27/10 07:45 PM
trans-1,2-Dichloroethene	<0.000200	0.000200	0.00100		mg/L	1	10/27/10 07:45 PM
trans-1,3-Dichloropropene	<0.000200	0.000200	0.00100		mg/L	1	10/27/10 07:45 PM
Trichloroethene	<0.000600	0.000600	0.00200		mg/L	1	10/27/10 07:45 PM
Trichlorofluoromethane	<0.000200	0.000200	0.00100		mg/L	1	10/27/10 07:45 PM
Vinyl chloride	<0.000100	0.000100	0.00100		mg/L	1	10/27/10 07:45 PM
Surr: 1,2-Dichloroethane-d4	97.9	0	72 - 119		%REC	1	10/27/10 07:45 PM
Surr: 4-Bromofluorobenzene	94.2	0	76 - 119		%REC	1	10/27/10 07:45 PM
Surr: Dibromofluoromethane	97.4	0	85 - 115		%REC	1	10/27/10 07:45 PM
Surr: Toluene-d8	99.9	0	81 - 120		%REC	1	10/27/10 07:45 PM

Qualifiers: See Final Page of Report for MQLs and MDLs

B	Analyte detected in the associated Method Blank	J	Analyte detected between SDL and RL
C	Sample Result or QC discussed in the Case Narrative	N	Parameter not NELAC certified
DF	Dilution Factor	ND	Not Detected at the SDL
E	TPH pattern not Gas or Diesel Range Pattern	RL	Reporting Limit (MQL adjusted for moisture and sample size)
		S	Spike Recovery outside control limits
		SDL	Sample Detection Limit

DHL Analytical

Date: 11/02/10

CLIENT:	Geo Strata Environmental Consultants	Client Sample ID:	GW-08
Project:	Hillcrest CEI	Lab ID:	1010173-27
Project No:	760-SL11	Collection Date:	10/22/10 06:05 PM
Lab Order:	1010173	Matrix:	Aqueous

Analyses	Result	SDL	RL	Qual	Units	DF	Date Analyzed
Tx1005 TPH Water		**TX1005**					**Analyst: AV**
T/R Hydrocarbons: C6-C12	<0.697	0.697	1.99		mg/L	1	10/25/10 04:05 PM
T/R Hydrocarbons: >C12-C28	<0.697	0.697	1.99		mg/L	1	10/25/10 04:05 PM
T/R Hydrocarbons: >C28-C35	<0.697	0.697	1.99		mg/L	1	10/25/10 04:05 PM
T/R Hydrocarbons: C6-C35	<0.697	0.697	1.99		mg/L	1	10/25/10 04:05 PM
Surr: Isopropylbenzene	96.0	0	70 - 130		%REC	1	10/25/10 04:05 PM
Surr: Octacosane	98.1	0	70 - 130		%REC	1	10/25/10 04:05 PM
PAHs: GC/MS		**SW8270C**					**Analyst: DO**
Acenaphthene	0.000200	0.0000250	0.0000500		mg/L	1	10/25/10 07:43 PM
Acenaphthylene	<0.0000250	0.0000250	0.0000500		mg/L	1	10/25/10 07:43 PM
Anthracene	0.0000262	0.0000250	0.0000500	J	mg/L	1	10/25/10 07:43 PM
Benzo[a]anthracene	<0.0000250	0.0000250	0.0000500		mg/L	1	10/25/10 07:43 PM
Benzo[a]pyrene	<0.0000250	0.0000250	0.0000500		mg/L	1	10/25/10 07:43 PM
Benzo[b]fluoranthene	<0.0000250	0.0000250	0.0000500		mg/L	1	10/25/10 07:43 PM
Benzo[g,h,i]perylene	<0.0000250	0.0000250	0.0000500		mg/L	1	10/25/10 07:43 PM
Benzo[k]fluoranthene	<0.0000250	0.0000250	0.0000500		mg/L	1	10/25/10 07:43 PM
Chrysene	<0.0000250	0.0000250	0.0000500		mg/L	1	10/25/10 07:43 PM
Dibenz[a,h]anthracene	<0.000005000	.00000500	0.0000100		mg/L	1	10/25/10 07:43 PM
Fluoranthene	0.0000357	0.0000250	0.0000500	J	mg/L	1	10/25/10 07:43 PM
Fluorene	0.0000522	0.0000250	0.0000500		mg/L	1	10/25/10 07:43 PM
Indeno[1,2,3-cd]pyrene	<0.0000250	0.0000250	0.0000500		mg/L	1	10/25/10 07:43 PM
Naphthalene	0.000301	0.0000250	0.0000500		mg/L	1	10/25/10 07:43 PM
Phenanthrene	0.0000382	0.0000250	0.0000500	J	mg/L	1	10/25/10 07:43 PM
Pyrene	0.0000418	0.0000250	0.0000500	J	mg/L	1	10/25/10 07:43 PM
Surr: 2-Fluorobiphenyl	70.5	0	40 - 140		%REC	1	10/25/10 07:43 PM
Surr: 4-Terphenyl-d14	87.0	0	40 - 140		%REC	1	10/25/10 07:43 PM
8260 Water Volatiles by GC/MS		**SW8260B**					**Analyst: CZ**
1,1,1-Trichloroethane	<0.000200	0.000200	0.00100		mg/L	1	10/27/10 08:10 PM
1,1,2,2-Tetrachloroethane	<0.000200	0.000200	0.00100		mg/L	1	10/27/10 08:10 PM
1,1,2-Trichloroethane	<0.000200	0.000200	0.00100		mg/L	1	10/27/10 08:10 PM
1,1,2-Trichlorotrifluoroethane	<0.00500	0.00500	0.0150		mg/L	1	10/27/10 08:10 PM
1,1-Dichloroethane	<0.000200	0.000200	0.00100		mg/L	1	10/27/10 08:10 PM
1,1-Dichloroethene	<0.000200	0.000200	0.00100		mg/L	1	10/27/10 08:10 PM
1,2,4-Trichlorobenzene	<0.00150	0.00150	0.00500		mg/L	1	10/27/10 08:10 PM
1,2-Dibromo-3-chloropropane	<0.00300	0.00300	0.0100		mg/L	1	10/27/10 08:10 PM
1,2-Dibromoethane	<0.000200	0.000200	0.00100		mg/L	1	10/27/10 08:10 PM
1,2-Dichlorobenzene	<0.000300	0.000300	0.00100		mg/L	1	10/27/10 08:10 PM
1,2-Dichloroethane	<0.000300	0.000300	0.00100		mg/L	1	10/27/10 08:10 PM
1,2-Dichloropropane	<0.000200	0.000200	0.00100		mg/L	1	10/27/10 08:10 PM
1,3-Dichlorobenzene	<0.000300	0.000300	0.00100		mg/L	1	10/27/10 08:10 PM
1,4-Dichlorobenzene	<0.000300	0.000300	0.00100		mg/L	1	10/27/10 08:10 PM
2-Butanone	<0.00500	0.00500	0.0150		mg/L	1	10/27/10 08:10 PM
2-Hexanone	<0.00500	0.00500	0.0150		mg/L	1	10/27/10 08:10 PM
4-Methyl-2-pentanone	<0.00500	0.00500	0.0150		mg/L	1	10/27/10 08:10 PM
Acetone	0.0349	0.00500	0.0150		mg/L	1	10/27/10 08:10 PM

Qualifiers:

	See Final Page of Report for MQLs and MDLs	J	Analyte detected between SDL and RL
B	Analyte detected in the associated Method Blank	N	Parameter not NELAC certified
C	Sample Result or QC discussed in the Case Narrative	ND	Not Detected at the SDL
DF	Dilution Factor	RL	Reporting Limit (MQL adjusted for moisture and sample size)
E	TPH pattern not Gas or Diesel Range Pattern	S	Spike Recovery outside control limits
		SDL	Sample Detection Limit

DHL Analytical

Date: 11/02/10

CLIENT:	Geo Strata Environmental Consultants	Client Sample ID:	GW-08
Project:	Hillcrest CEI	Lab ID:	1010173-27
Project No:	760-SL11	Collection Date:	10/22/10 06:05 PM
Lab Order:	1010173	Matrix:	Aqueous

Analyses	Result	SDL	RL	Qual	Units	DF	Date Analyzed
Benzene	<0.000200	0.000200	0.00100		mg/L	1	10/27/10 08:10 PM
Bromodichloromethane	<0.000200	0.000200	0.00100		mg/L	1	10/27/10 08:10 PM
Bromoform	<0.000200	0.000200	0.00100		mg/L	1	10/27/10 08:10 PM
Bromomethane	<0.000300	0.000300	0.00100		mg/L	1	10/27/10 08:10 PM
Carbon disulfide	<0.00500	0.00500	0.0150		mg/L	1	10/27/10 08:10 PM
Carbon tetrachloride	<0.000200	0.000200	0.00100		mg/L	1	10/27/10 08:10 PM
Chlorobenzene	<0.000200	0.000200	0.00100		mg/L	1	10/27/10 08:10 PM
Chloroethane	<0.000300	0.000300	0.00100		mg/L	1	10/27/10 08:10 PM
Chloroform	<0.000300	0.000300	0.00100		mg/L	1	10/27/10 08:10 PM
Chloromethane	<0.000300	0.000300	0.00100		mg/L	1	10/27/10 08:10 PM
cis-1,2-Dichloroethene	<0.000200	0.000200	0.00100		mg/L	1	10/27/10 08:10 PM
cis-1,3-Dichloropropene	<0.000200	0.000200	0.00100		mg/L	1	10/27/10 08:10 PM
Cyclohexane	<0.00500	0.00500	0.0150	N	mg/L	1	10/27/10 08:10 PM
Dibromochloromethane	<0.000200	0.000200	0.00100		mg/L	1	10/27/10 08:10 PM
Dichlorodifluoromethane	<0.000200	0.000200	0.00100		mg/L	1	10/27/10 08:10 PM
Ethylbenzene	<0.000300	0.000300	0.00100		mg/L	1	10/27/10 08:10 PM
Isopropylbenzene	0.00418	0.000200	0.00100		mg/L	1	10/27/10 08:10 PM
m,p-Xylene	<0.000600	0.000600	0.00200		mg/L	1	10/27/10 08:10 PM
Methyl Acetate	<0.00500	0.00500	0.0150		mg/L	1	10/27/10 08:10 PM
Methyl tert-butyl ether	<0.000300	0.000300	0.00100		mg/L	1	10/27/10 08:10 PM
Methylcyclohexane	<0.00500	0.00500	0.0150		mg/L	1	10/27/10 08:10 PM
Methylene chloride	<0.00250	0.00250	0.00250		mg/L	1	10/27/10 08:10 PM
o-Xylene	<0.000300	0.000300	0.00100		mg/L	1	10/27/10 08:10 PM
Styrene	<0.000200	0.000200	0.00100		mg/L	1	10/27/10 08:10 PM
Tetrachloroethene	<0.000600	0.000600	0.00200		mg/L	1	10/27/10 08:10 PM
Toluene	<0.000600	0.000600	0.00200		mg/L	1	10/27/10 08:10 PM
trans-1,2-Dichloroethene	<0.000200	0.000200	0.00100		mg/L	1	10/27/10 08:10 PM
trans-1,3-Dichloropropene	<0.000200	0.000200	0.00100		mg/L	1	10/27/10 08:10 PM
Trichloroethene	<0.000600	0.000600	0.00200		mg/L	1	10/27/10 08:10 PM
Trichlorofluoromethane	<0.000200	0.000200	0.00100		mg/L	1	10/27/10 08:10 PM
Vinyl chloride	<0.000100	0.000100	0.00100		mg/L	1	10/27/10 08:10 PM
Surr: 1,2-Dichloroethane-d4	97.7	0	72 - 119		%REC	1	10/27/10 08:10 PM
Surr: 4-Bromofluorobenzene	93.4	0	76 - 119		%REC	1	10/27/10 08:10 PM
Surr: Dibromofluoromethane	97.0	0	85 - 115		%REC	1	10/27/10 08:10 PM
Surr: Toluene-d8	98.6	0	81 - 120		%REC	1	10/27/10 08:10 PM

Qualifiers: See Final Page of Report for MQLs and MDLs

B	Analyte detected in the associated Method Blank	J	Analyte detected between SDL and RL
C	Sample Result or QC discussed in the Case Narrative	N	Parameter not NELAC certified
DF	Dilution Factor	ND	Not Detected at the SDL
E	TPH pattern not Gas or Diesel Range Pattern	RL	Reporting Limit (MQL adjusted for moisture and sample size)
		S	Spike Recovery outside control limits
		SDL	Sample Detection Limit

DHL Analytical

Date: 11/02/10

CLIENT:	Geo Strata Environmental Consultants	Client Sample ID:	GW-DUP-1
Project:	Hillcrest CEI	Lab ID:	1010173-28
Project No:	760-SL11	Collection Date:	10/22/10 01:45 PM
Lab Order:	1010173	Matrix:	Aqueous

Analyses	Result	SDL	RL	Qual	Units	DF	Date Analyzed
Tx1005 TPH Water		**TX1005**					**Analyst: AV**
T/R Hydrocarbons: C6-C12	<0.686	0.686	1.96		mg/L	1	10/25/10 04:14 PM
T/R Hydrocarbons: >C12-C28	<0.686	0.686	1.96		mg/L	1	10/25/10 04:14 PM
T/R Hydrocarbons: >C28-C35	<0.686	0.686	1.96		mg/L	1	10/25/10 04:14 PM
T/R Hydrocarbons: C6-C35	<0.686	0.686	1.96		mg/L	1	10/25/10 04:14 PM
Surr: Isopropylbenzene	92.0	0	70 - 130		%REC	1	10/25/10 04:14 PM
Surr: Octacosane	91.8	0	70 - 130		%REC	1	10/25/10 04:14 PM
PAHs: GC/MS		**SW8270C**					**Analyst: DO**
Acenaphthene	0.000237	0.0000250	0.0000500		mg/L	1	10/25/10 08:15 PM
Acenaphthylene	<0.0000250	0.0000250	0.0000500		mg/L	1	10/25/10 08:15 PM
Anthracene	0.0000300	0.0000250	0.0000500	J	mg/L	1	10/25/10 08:15 PM
Benzo[a]anthracene	<0.0000250	0.0000250	0.0000500		mg/L	1	10/25/10 08:15 PM
Benzo[a]pyrene	<0.0000250	0.0000250	0.0000500		mg/L	1	10/25/10 08:15 PM
Benzo[b]fluoranthene	<0.0000250	0.0000250	0.0000500		mg/L	1	10/25/10 08:15 PM
Benzo[g,h,i]perylene	<0.0000250	0.0000250	0.0000500		mg/L	1	10/25/10 08:15 PM
Benzo[k]fluoranthene	<0.0000250	0.0000250	0.0000500		mg/L	1	10/25/10 08:15 PM
Chrysene	<0.0000250	0.0000250	0.0000500		mg/L	1	10/25/10 08:15 PM
Dibenz[a,h]anthracene	<0.000005000	0.00000500	0.0000100		mg/L	1	10/25/10 08:15 PM
Fluoranthene	0.0000364	0.0000250	0.0000500	J	mg/L	1	10/25/10 08:15 PM
Fluorene	<0.0000250	0.0000250	0.0000500		mg/L	1	10/25/10 08:15 PM
Indeno[1,2,3-cd]pyrene	<0.0000250	0.0000250	0.0000500		mg/L	1	10/25/10 08:15 PM
Naphthalene	0.000381	0.0000250	0.0000500		mg/L	1	10/25/10 08:15 PM
Phenanthrene	0.0000535	0.0000250	0.0000500		mg/L	1	10/25/10 08:15 PM
Pyrene	0.0000437	0.0000250	0.0000500	J	mg/L	1	10/25/10 08:15 PM
Surr: 2-Fluorobiphenyl	65.6	0	40 - 140		%REC	1	10/25/10 08:15 PM
Surr: 4-Terphenyl-d14	78.5	0	40 - 140		%REC	1	10/25/10 08:15 PM
8260 Water Volatiles by GC/MS		**SW8260B**					**Analyst: CZ**
1,1,1-Trichloroethane	<0.000200	0.000200	0.00100		mg/L	1	10/27/10 08:36 PM
1,1,2,2-Tetrachloroethane	<0.000200	0.000200	0.00100		mg/L	1	10/27/10 08:36 PM
1,1,2-Trichloroethane	<0.000200	0.000200	0.00100		mg/L	1	10/27/10 08:36 PM
1,1,2-Trichlorotrifluoroethane	<0.00500	0.00500	0.0150		mg/L	1	10/27/10 08:36 PM
1,1-Dichloroethane	<0.000200	0.000200	0.00100		mg/L	1	10/27/10 08:36 PM
1,1-Dichloroethene	<0.000200	0.000200	0.00100		mg/L	1	10/27/10 08:36 PM
1,2,4-Trichlorobenzene	<0.00150	0.00150	0.00500		mg/L	1	10/27/10 08:36 PM
1,2-Dibromo-3-chloropropane	<0.00300	0.00300	0.0100		mg/L	1	10/27/10 08:36 PM
1,2-Dibromoethane	<0.000200	0.000200	0.00100		mg/L	1	10/27/10 08:36 PM
1,2-Dichlorobenzene	<0.000300	0.000300	0.00100		mg/L	1	10/27/10 08:36 PM
1,2-Dichloroethane	<0.000300	0.000300	0.00100		mg/L	1	10/27/10 08:36 PM
1,2-Dichloropropane	<0.000200	0.000200	0.00100		mg/L	1	10/27/10 08:36 PM
1,3-Dichlorobenzene	<0.000300	0.000300	0.00100		mg/L	1	10/27/10 08:36 PM
1,4-Dichlorobenzene	<0.000300	0.000300	0.00100		mg/L	1	10/27/10 08:36 PM
2-Butanone	<0.00500	0.00500	0.0150		mg/L	1	10/27/10 08:36 PM
2-Hexanone	<0.00500	0.00500	0.0150		mg/L	1	10/27/10 08:36 PM
4-Methyl-2-pentanone	<0.00500	0.00500	0.0150		mg/L	1	10/27/10 08:36 PM
Acetone	0.0334	0.00500	0.0150		mg/L	1	10/27/10 08:36 PM

Qualifiers:

	See Final Page of Report for MQLs and MDLs	J	Analyte detected between SDL and RL
B	Analyte detected in the associated Method Blank	N	Parameter not NELAC certified
C	Sample Result or QC discussed in the Case Narrative	ND	Not Detected at the SDL
DF	Dilution Factor	RL	Reporting Limit (MQL adjusted for moisture and sample size)
E	TPH pattern not Gas or Diesel Range Pattern	S	Spike Recovery outside control limits
		SDL	Sample Detection Limit

DHL Analytical

Date: 11/02/10

CLIENT:	Geo Strata Environmental Consultants	Client Sample ID:	GW-DUP-1
Project:	Hillcrest CEI	Lab ID:	1010173-28
Project No:	760-SL11	Collection Date:	10/22/10 01:45 PM
Lab Order:	1010173	Matrix:	Aqueous

Analyses	Result	SDL	RL	Qual	Units	DF	Date Analyzed
Benzene	<0.000200	0.000200	0.00100		mg/L	1	10/27/10 08:36 PM
Bromodichloromethane	<0.000200	0.000200	0.00100		mg/L	1	10/27/10 08:36 PM
Bromoform	<0.000200	0.000200	0.00100		mg/L	1	10/27/10 08:36 PM
Bromomethane	<0.000300	0.000300	0.00100		mg/L	1	10/27/10 08:36 PM
Carbon disulfide	<0.00500	0.00500	0.0150		mg/L	1	10/27/10 08:36 PM
Carbon tetrachloride	<0.000200	0.000200	0.00100		mg/L	1	10/27/10 08:36 PM
Chlorobenzene	<0.000200	0.000200	0.00100		mg/L	1	10/27/10 08:36 PM
Chloroethane	<0.000300	0.000300	0.00100		mg/L	1	10/27/10 08:36 PM
Chloroform	<0.000300	0.000300	0.00100		mg/L	1	10/27/10 08:36 PM
Chloromethane	<0.000300	0.000300	0.00100		mg/L	1	10/27/10 08:36 PM
cis-1,2-Dichloroethene	<0.000200	0.000200	0.00100		mg/L	1	10/27/10 08:36 PM
cis-1,3-Dichloropropene	<0.000200	0.000200	0.00100		mg/L	1	10/27/10 08:36 PM
Cyclohexane	<0.00500	0.00500	0.0150	N	mg/L	1	10/27/10 08:36 PM
Dibromochloromethane	<0.000200	0.000200	0.00100		mg/L	1	10/27/10 08:36 PM
Dichlorodifluoromethane	<0.000200	0.000200	0.00100		mg/L	1	10/27/10 08:36 PM
Ethylbenzene	<0.000300	0.000300	0.00100		mg/L	1	10/27/10 08:36 PM
Isopropylbenzene	0.00430	0.000200	0.00100		mg/L	1	10/27/10 08:36 PM
m,p-Xylene	<0.000600	0.000600	0.00200		mg/L	1	10/27/10 08:36 PM
Methyl Acetate	<0.00500	0.00500	0.0150		mg/L	1	10/27/10 08:36 PM
Methyl tert-butyl ether	<0.000300	0.000300	0.00100		mg/L	1	10/27/10 08:36 PM
Methylcyclohexane	<0.00500	0.00500	0.0150		mg/L	1	10/27/10 08:36 PM
Methylene chloride	<0.00250	0.00250	0.00250		mg/L	1	10/27/10 08:36 PM
o-Xylene	<0.000300	0.000300	0.00100		mg/L	1	10/27/10 08:36 PM
Styrene	<0.000200	0.000200	0.00100		mg/L	1	10/27/10 08:36 PM
Tetrachloroethene	<0.000600	0.000600	0.00200		mg/L	1	10/27/10 08:36 PM
Toluene	<0.000600	0.000600	0.00200		mg/L	1	10/27/10 08:36 PM
trans-1,2-Dichloroethene	<0.000200	0.000200	0.00100		mg/L	1	10/27/10 08:36 PM
trans-1,3-Dichloropropene	<0.000200	0.000200	0.00100		mg/L	1	10/27/10 08:36 PM
Trichloroethene	<0.000600	0.000600	0.00200		mg/L	1	10/27/10 08:36 PM
Trichlorofluoromethane	<0.000200	0.000200	0.00100		mg/L	1	10/27/10 08:36 PM
Vinyl chloride	<0.000100	0.000100	0.00100		mg/L	1	10/27/10 08:36 PM
Surr: 1,2-Dichloroethane-d4	97.1	0	72 - 119		%REC	1	10/27/10 08:36 PM
Surr: 4-Bromofluorobenzene	93.9	0	76 - 119		%REC	1	10/27/10 08:36 PM
Surr: Dibromofluoromethane	96.8	0	85 - 115		%REC	1	10/27/10 08:36 PM
Surr: Toluene-d8	98.6	0	81 - 120		%REC	1	10/27/10 08:36 PM

Qualifiers: See Final Page of Report for MQLs and MDLs

B	Analyte detected in the associated Method Blank	J	Analyte detected between SDL and RL
C	Sample Result or QC discussed in the Case Narrative	N	Parameter not NELAC certified
DF	Dilution Factor	ND	Not Detected at the SDL
E	TPH pattern not Gas or Diesel Range Pattern	RL	Reporting Limit (MQL adjusted for moisture and sample size)
		S	Spike Recovery outside control limits
		SDL	Sample Detection Limit

DHL Analytical

Date: 11/02/10

CLIENT:	Geo Strata Environmental Consultants	Client Sample ID:	GW-EB-1
Project:	Hillcrest CEI	Lab ID:	1010173-29
Project No:	760-SL11	Collection Date:	10/22/10 07:10 PM
Lab Order:	1010173	Matrix:	Equip Blank

Analyses	Result	SDL	RL	Qual	Units	DF	Date Analyzed
Tx1005 TPH Water		**TX1005**					**Analyst: AV**
T/R Hydrocarbons: C6-C12	<0.677	0.677	1.93		mg/L	1	10/25/10 04:23 PM
T/R Hydrocarbons: >C12-C28	<0.677	0.677	1.93		mg/L	1	10/25/10 04:23 PM
T/R Hydrocarbons: >C28-C35	<0.677	0.677	1.93		mg/L	1	10/25/10 04:23 PM
T/R Hydrocarbons: C6-C35	<0.677	0.677	1.93		mg/L	1	10/25/10 04:23 PM
Surr: Isopropylbenzene	96.8	0	70 - 130		%REC	1	10/25/10 04:23 PM
Surr: Octacosane	97.2	0	70 - 130		%REC	1	10/25/10 04:23 PM
PAHs: GC/MS		**SW8270C**					**Analyst: DO**
Acenaphthene	<0.0000250	0.0000250	0.0000500		mg/L	1	10/25/10 08:46 PM
Acenaphthylene	<0.0000250	0.0000250	0.0000500		mg/L	1	10/25/10 08:46 PM
Anthracene	<0.0000250	0.0000250	0.0000500		mg/L	1	10/25/10 08:46 PM
Benzo[a]anthracene	<0.0000250	0.0000250	0.0000500		mg/L	1	10/25/10 08:46 PM
Benzo[a]pyrene	<0.0000250	0.0000250	0.0000500		mg/L	1	10/25/10 08:46 PM
Benzo[b]fluoranthene	<0.0000250	0.0000250	0.0000500		mg/L	1	10/25/10 08:46 PM
Benzo[g,h,i]perylene	<0.0000250	0.0000250	0.0000500		mg/L	1	10/25/10 08:46 PM
Benzo[k]fluoranthene	<0.0000250	0.0000250	0.0000500		mg/L	1	10/25/10 08:46 PM
Chrysene	<0.0000250	0.0000250	0.0000500		mg/L	1	10/25/10 08:46 PM
Dibenz[a,h]anthracene	<0.00000500	0.00000500	0.0000100		mg/L	1	10/25/10 08:46 PM
Fluoranthene	<0.0000250	0.0000250	0.0000500		mg/L	1	10/25/10 08:46 PM
Fluorene	<0.0000250	0.0000250	0.0000500		mg/L	1	10/25/10 08:46 PM
Indeno[1,2,3-cd]pyrene	<0.0000250	0.0000250	0.0000500		mg/L	1	10/25/10 08:46 PM
Naphthalene	<0.0000250	0.0000250	0.0000500		mg/L	1	10/25/10 08:46 PM
Phenanthrene	<0.0000250	0.0000250	0.0000500		mg/L	1	10/25/10 08:46 PM
Pyrene	<0.0000250	0.0000250	0.0000500		mg/L	1	10/25/10 08:46 PM
Surr: 2-Fluorobiphenyl	63.6	0	40 - 140		%REC	1	10/25/10 08:46 PM
Surr: 4-Terphenyl-d14	76.4	0	40 - 140		%REC	1	10/25/10 08:46 PM
8260 Water Volatiles by GC/MS		**SW8260B**					**Analyst: CZ**
1,1,1-Trichloroethane	<0.000200	0.000200	0.00100		mg/L	1	10/27/10 05:12 PM
1,1,2,2-Tetrachloroethane	<0.000200	0.000200	0.00100		mg/L	1	10/27/10 05:12 PM
1,1,2-Trichloroethane	<0.000200	0.000200	0.00100		mg/L	1	10/27/10 05:12 PM
1,1,2-Trichlorotrifluoroethane	<0.00500	0.00500	0.0150		mg/L	1	10/27/10 05:12 PM
1,1-Dichloroethane	<0.000200	0.000200	0.00100		mg/L	1	10/27/10 05:12 PM
1,1-Dichloroethene	<0.000200	0.000200	0.00100		mg/L	1	10/27/10 05:12 PM
1,2,4-Trichlorobenzene	<0.00150	0.00150	0.00500		mg/L	1	10/27/10 05:12 PM
1,2-Dibromo-3-chloropropane	<0.00300	0.00300	0.0100		mg/L	1	10/27/10 05:12 PM
1,2-Dibromoethane	<0.000200	0.000200	0.00100		mg/L	1	10/27/10 05:12 PM
1,2-Dichlorobenzene	<0.000300	0.000300	0.00100		mg/L	1	10/27/10 05:12 PM
1,2-Dichloroethane	<0.000300	0.000300	0.00100		mg/L	1	10/27/10 05:12 PM
1,2-Dichloropropane	<0.000200	0.000200	0.00100		mg/L	1	10/27/10 05:12 PM
1,3-Dichlorobenzene	<0.000300	0.000300	0.00100		mg/L	1	10/27/10 05:12 PM
1,4-Dichlorobenzene	<0.000300	0.000300	0.00100		mg/L	1	10/27/10 05:12 PM
2-Butanone	<0.00500	0.00500	0.0150		mg/L	1	10/27/10 05:12 PM
2-Hexanone	<0.00500	0.00500	0.0150		mg/L	1	10/27/10 05:12 PM
4-Methyl-2-pentanone	<0.00500	0.00500	0.0150		mg/L	1	10/27/10 05:12 PM
Acetone	<0.00500	0.00500	0.0150		mg/L	1	10/27/10 05:12 PM

Qualifiers:

	See Final Page of Report for MQLs and MDLs	J	Analyte detected between SDL and RL
B	Analyte detected in the associated Method Blank	N	Parameter not NELAC certified
C	Sample Result or QC discussed in the Case Narrative	ND	Not Detected at the SDL
DF	Dilution Factor	RL	Reporting Limit (MQL adjusted for moisture and sample size)
E	TPH pattern not Gas or Diesel Range Pattern	S	Spike Recovery outside control limits
		SDL	Sample Detection Limit

DHL Analytical

Date: 11/02/10

CLIENT:	Geo Strata Environmental Consultants	Client Sample ID:	GW-EB-1
Project:	Hillcrest CEI	Lab ID:	1010173-29
Project No:	760-SL11	Collection Date:	10/22/10 07:10 PM
Lab Order:	1010173	Matrix:	Equip Blank

Analyses	Result	SDL	RL	Qual	Units	DF	Date Analyzed
Benzene	<0.000200	0.000200	0.00100		mg/L	1	10/27/10 05:12 PM
Bromodichloromethane	<0.000200	0.000200	0.00100		mg/L	1	10/27/10 05:12 PM
Bromoform	<0.000200	0.000200	0.00100		mg/L	1	10/27/10 05:12 PM
Bromomethane	<0.000300	0.000300	0.00100		mg/L	1	10/27/10 05:12 PM
Carbon disulfide	<0.00500	0.00500	0.0150		mg/L	1	10/27/10 05:12 PM
Carbon tetrachloride	<0.000200	0.000200	0.00100		mg/L	1	10/27/10 05:12 PM
Chlorobenzene	<0.000200	0.000200	0.00100		mg/L	1	10/27/10 05:12 PM
Chloroethane	<0.000300	0.000300	0.00100		mg/L	1	10/27/10 05:12 PM
Chloroform	0.000320	0.000300	0.00100	J	mg/L	1	10/27/10 05:12 PM
Chloromethane	<0.000300	0.000300	0.00100		mg/L	1	10/27/10 05:12 PM
cis-1,2-Dichloroethene	<0.000200	0.000200	0.00100		mg/L	1	10/27/10 05:12 PM
cis-1,3-Dichloropropene	<0.000200	0.000200	0.00100		mg/L	1	10/27/10 05:12 PM
Cyclohexane	<0.00500	0.00500	0.0150	N	mg/L	1	10/27/10 05:12 PM
Dibromochloromethane	<0.000200	0.000200	0.00100		mg/L	1	10/27/10 05:12 PM
Dichlorodifluoromethane	<0.000200	0.000200	0.00100		mg/L	1	10/27/10 05:12 PM
Ethylbenzene	<0.000300	0.000300	0.00100		mg/L	1	10/27/10 05:12 PM
Isopropylbenzene	<0.000200	0.000200	0.00100		mg/L	1	10/27/10 05:12 PM
m,p-Xylene	<0.000600	0.000600	0.00200		mg/L	1	10/27/10 05:12 PM
Methyl Acetate	<0.00500	0.00500	0.0150		mg/L	1	10/27/10 05:12 PM
Methyl tert-butyl ether	<0.000300	0.000300	0.00100		mg/L	1	10/27/10 05:12 PM
Methylcyclohexane	<0.00500	0.00500	0.0150		mg/L	1	10/27/10 05:12 PM
Methylene chloride	<0.00250	0.00250	0.00250		mg/L	1	10/27/10 05:12 PM
o-Xylene	<0.000300	0.000300	0.00100		mg/L	1	10/27/10 05:12 PM
Styrene	<0.000200	0.000200	0.00100		mg/L	1	10/27/10 05:12 PM
Tetrachloroethene	<0.000600	0.000600	0.00200		mg/L	1	10/27/10 05:12 PM
Toluene	<0.000600	0.000600	0.00200		mg/L	1	10/27/10 05:12 PM
trans-1,2-Dichloroethene	<0.000200	0.000200	0.00100		mg/L	1	10/27/10 05:12 PM
trans-1,3-Dichloropropene	<0.000200	0.000200	0.00100		mg/L	1	10/27/10 05:12 PM
Trichloroethene	<0.000600	0.000600	0.00200		mg/L	1	10/27/10 05:12 PM
Trichlorofluoromethane	<0.000200	0.000200	0.00100		mg/L	1	10/27/10 05:12 PM
Vinyl chloride	<0.000100	0.000100	0.00100		mg/L	1	10/27/10 05:12 PM
Surr: 1,2-Dichloroethane-d4	97.1	0	72 - 119		%REC	1	10/27/10 05:12 PM
Surr: 4-Bromofluorobenzene	94.6	0	76 - 119		%REC	1	10/27/10 05:12 PM
Surr: Dibromofluoromethane	95.8	0	85 - 115		%REC	1	10/27/10 05:12 PM
Surr: Toluene-d8	99.2	0	81 - 120		%REC	1	10/27/10 05:12 PM

Qualifiers: See Final Page of Report for MQLs and MDLs

B	Analyte detected in the associated Method Blank	J	Analyte detected between SDL and RL
C	Sample Result or QC discussed in the Case Narrative	N	Parameter not NELAC certified
DF	Dilution Factor	ND	Not Detected at the SDL
E	TPH pattern not Gas or Diesel Range Pattern	RL	Reporting Limit (MQL adjusted for moisture and sample size)
		S	Spike Recovery outside control limits
		SDL	Sample Detection Limit

DHL Analytical

Date: 11/02/10

CLIENT:	Geo Strata Environmental Consultants	Client Sample ID:	Trip Blank
Project:	Hillcrest CEI	Lab ID:	1010173-31
Project No:	760-SL11	Collection Date:	10/22/10
Lab Order:	1010173	Matrix:	Trip Blank

Analyses	Result	SDL	RL	Qual	Units	DF	Date Analyzed
8260 Water Volatiles by GC/MS		SW8260B					Analyst: CZ
1,1,1-Trichloroethane	<0.000200	0.000200	0.00100		mg/L	1	10/27/10 05:37 PM
1,1,2,2-Tetrachloroethane	<0.000200	0.000200	0.00100		mg/L	1	10/27/10 05:37 PM
1,1,2-Trichloroethane	<0.000200	0.000200	0.00100		mg/L	1	10/27/10 05:37 PM
1,1,2-Trichlorotrifluoroethane	<0.00500	0.00500	0.0150		mg/L	1	10/27/10 05:37 PM
1,1-Dichloroethane	<0.000200	0.000200	0.00100		mg/L	1	10/27/10 05:37 PM
1,1-Dichloroethene	<0.000200	0.000200	0.00100		mg/L	1	10/27/10 05:37 PM
1,2,4-Trichlorobenzene	<0.00150	0.00150	0.00500		mg/L	1	10/27/10 05:37 PM
1,2-Dibromo-3-chloropropane	<0.00300	0.00300	0.0100		mg/L	1	10/27/10 05:37 PM
1,2-Dibromoethane	<0.000200	0.000200	0.00100		mg/L	1	10/27/10 05:37 PM
1,2-Dichlorobenzene	<0.000300	0.000300	0.00100		mg/L	1	10/27/10 05:37 PM
1,2-Dichloroethane	<0.000300	0.000300	0.00100		mg/L	1	10/27/10 05:37 PM
1,2-Dichloropropane	<0.000200	0.000200	0.00100		mg/L	1	10/27/10 05:37 PM
1,3-Dichlorobenzene	<0.000300	0.000300	0.00100		mg/L	1	10/27/10 05:37 PM
1,4-Dichlorobenzene	<0.000300	0.000300	0.00100		mg/L	1	10/27/10 05:37 PM
2-Butanone	<0.00500	0.00500	0.0150		mg/L	1	10/27/10 05:37 PM
2-Hexanone	<0.00500	0.00500	0.0150		mg/L	1	10/27/10 05:37 PM
4-Methyl-2-pentanone	<0.00500	0.00500	0.0150		mg/L	1	10/27/10 05:37 PM
Acetone	<0.00500	0.00500	0.0150		mg/L	1	10/27/10 05:37 PM
Benzene	<0.000200	0.000200	0.00100		mg/L	1	10/27/10 05:37 PM
Bromodichloromethane	<0.000200	0.000200	0.00100		mg/L	1	10/27/10 05:37 PM
Bromoform	<0.000200	0.000200	0.00100		mg/L	1	10/27/10 05:37 PM
Bromomethane	<0.000300	0.000300	0.00100		mg/L	1	10/27/10 05:37 PM
Carbon disulfide	<0.00500	0.00500	0.0150		mg/L	1	10/27/10 05:37 PM
Carbon tetrachloride	<0.000200	0.000200	0.00100		mg/L	1	10/27/10 05:37 PM
Chlorobenzene	<0.000200	0.000200	0.00100		mg/L	1	10/27/10 05:37 PM
Chloroethane	<0.000300	0.000300	0.00100		mg/L	1	10/27/10 05:37 PM
Chloroform	<0.000300	0.000300	0.00100		mg/L	1	10/27/10 05:37 PM
Chloromethane	<0.000300	0.000300	0.00100		mg/L	1	10/27/10 05:37 PM
cis-1,2-Dichloroethene	<0.000200	0.000200	0.00100		mg/L	1	10/27/10 05:37 PM
cis-1,3-Dichloropropene	<0.000200	0.000200	0.00100		mg/L	1	10/27/10 05:37 PM
Cyclohexane	<0.00500	0.00500	0.0150	N	mg/L	1	10/27/10 05:37 PM
Dibromochloromethane	<0.000200	0.000200	0.00100		mg/L	1	10/27/10 05:37 PM
Dichlorodifluoromethane	<0.000200	0.000200	0.00100		mg/L	1	10/27/10 05:37 PM
Ethylbenzene	<0.000300	0.000300	0.00100		mg/L	1	10/27/10 05:37 PM
Isopropylbenzene	<0.000200	0.000200	0.00100		mg/L	1	10/27/10 05:37 PM
m,p-Xylene	<0.000600	0.000600	0.00200		mg/L	1	10/27/10 05:37 PM
Methyl Acetate	<0.00500	0.00500	0.0150		mg/L	1	10/27/10 05:37 PM
Methyl tert-butyl ether	<0.000300	0.000300	0.00100		mg/L	1	10/27/10 05:37 PM
Methylcyclohexane	<0.00500	0.00500	0.0150		mg/L	1	10/27/10 05:37 PM
Methylene chloride	<0.00250	0.00250	0.00250		mg/L	1	10/27/10 05:37 PM
o-Xylene	<0.000300	0.000300	0.00100		mg/L	1	10/27/10 05:37 PM
Styrene	<0.000200	0.000200	0.00100		mg/L	1	10/27/10 05:37 PM
Tetrachloroethene	<0.000600	0.000600	0.00200		mg/L	1	10/27/10 05:37 PM
Toluene	<0.000600	0.000600	0.00200		mg/L	1	10/27/10 05:37 PM

Qualifiers: See Final Page of Report for MQLs and MDLs

B	Analyte detected in the associated Method Blank	J	Analyte detected between SDL and RL
C	Sample Result or QC discussed in the Case Narrative	N	Parameter not NELAC certified
DF	Dilution Factor	ND	Not Detected at the SDL
E	TPH pattern not Gas or Diesel Range Pattern	RL	Reporting Limit (MQL adjusted for moisture and sample size)
		S	Spike Recovery outside control limits
		SDL	Sample Detection Limit

DHL Analytical

Date: 11/02/10

CLIENT:	Geo Strata Environmental Consultants	Client Sample ID:	Trip Blank
Project:	Hillcrest CEI	Lab ID:	1010173-31
Project No:	760-SL11	Collection Date:	10/22/10
Lab Order:	1010173	Matrix:	Trip Blank

Analyses	Result	SDL	RL	Qual	Units	DF	Date Analyzed
trans-1,2-Dichloroethene	<0.000200	0.000200	0.00100		mg/L	1	10/27/10 05:37 PM
trans-1,3-Dichloropropene	<0.000200	0.000200	0.00100		mg/L	1	10/27/10 05:37 PM
Trichloroethene	<0.000600	0.000600	0.00200		mg/L	1	10/27/10 05:37 PM
Trichlorofluoromethane	<0.000200	0.000200	0.00100		mg/L	1	10/27/10 05:37 PM
Vinyl chloride	<0.000100	0.000100	0.00100		mg/L	1	10/27/10 05:37 PM
Surr: 1,2-Dichloroethane-d4	97.0	0	72 - 119		%REC	1	10/27/10 05:37 PM
Surr: 4-Bromofluorobenzene	94.4	0	76 - 119		%REC	1	10/27/10 05:37 PM
Surr: Dibromofluoromethane	96.1	0	85 - 115		%REC	1	10/27/10 05:37 PM
Surr: Toluene-d8	99.5	0	81 - 120		%REC	1	10/27/10 05:37 PM

Qualifiers: See Final Page of Report for MQLs and MDLs

B	Analyte detected in the associated Method Blank	J	Analyte detected between SDL and RL
C	Sample Result or QC discussed in the Case Narrative	N	Parameter not NELAC certified
DF	Dilution Factor	ND	Not Detected at the SDL
E	TPH pattern not Gas or Diesel Range Pattern	RL	Reporting Limit (MQL adjusted for moisture and sample size)
		S	Spike Recovery outside control limits
		SDL	Sample Detection Limit

CLIENT: Geo Strata Environmental Consultants
Work Order: 1010173
Project: Hillcrest CEI

ANALYTICAL QC SUMMARY REPORT

RunID: GC12_101025B

Sample ID:	LCS-43561	Batch ID:	43561		TestNo:		TX1005		Units:		mg/L
SampType:	LCS	Run ID:	GC12_101025B		Analysis Date:		10/25/10 01:42 PM		Prep Date:		10/25/10
Analyte		Result	RL	SPK value	Ref Val	%REC	LowLimit	HighLimit	%RPD	RPD Limit	Qual
T/R Hydrocarbons: C6-C35		22.3	2.00	25.00	0	89.1	75	125			
Surr: Isopropylbenzene		2.30		2.500		91.9	70	130			
Surr: Octacosane		2.56		2.500		102	70	130			

Sample ID:	LCSD-43561	Batch ID:	43561		TestNo:		TX1005		Units:		mg/L
SampType:	LCSD	Run ID:	GC12_101025B		Analysis Date:		10/25/10 01:51 PM		Prep Date:		10/25/10
Analyte		Result	RL	SPK value	Ref Val	%REC	LowLimit	HighLimit	%RPD	RPD Limit	Qual
T/R Hydrocarbons: C6-C35		22.5	2.00	25.00	0	90.0	75	125	1.03	20	
Surr: Isopropylbenzene		2.42		2.500		96.9	70	130	0	0	
Surr: Octacosane		2.51		2.500		100	70	130	0	0	

Sample ID:	MB-43561	Batch ID:	43561		TestNo:		TX1005		Units:		mg/L
SampType:	MBLK	Run ID:	GC12_101025B		Analysis Date:		10/25/10 02:00 PM		Prep Date:		10/25/10
Analyte		Result	RL	SPK value	Ref Val	%REC	LowLimit	HighLimit	%RPD	RPD Limit	Qual
T/R Hydrocarbons: C6-C12		<0.700	2.00								
T/R Hydrocarbons: >C12-C28		<0.700	2.00								
T/R Hydrocarbons: >C28-C35		<0.700	2.00								
T/R Hydrocarbons: C6-C35		<0.700	2.00								
Surr: Isopropylbenzene		2.39		2.500		95.8	70	130			
Surr: Octacosane		2.51		2.500		100	70	130			

Sample ID:	1010173-25BMS	Batch ID:	43561		TestNo:		TX1005		Units:		mg/L
SampType:	MS	Run ID:	GC12_101025B		Analysis Date:		10/25/10 03:03 PM		Prep Date:		10/25/10
Analyte		Result	RL	SPK value	Ref Val	%REC	LowLimit	HighLimit	%RPD	RPD Limit	Qual
T/R Hydrocarbons: C6-C35		20.8	1.89	23.66	0	87.7	75	125			
Surr: Isopropylbenzene		2.27		2.366		95.9	70	130			
Surr: Octacosane		2.34		2.366		99.1	70	130			

Sample ID:	1010173-25BMSD	Batch ID:	43561		TestNo:		TX1005		Units:		mg/L
SampType:	MSD	Run ID:	GC12_101025B		Analysis Date:		10/25/10 03:47 PM		Prep Date:		10/25/10
Analyte		Result	RL	SPK value	Ref Val	%REC	LowLimit	HighLimit	%RPD	RPD Limit	Qual
T/R Hydrocarbons: C6-C35		19.7	1.89	23.63	0	83.3	75	125	5.33	20	
Surr: Isopropylbenzene		2.27		2.363		96.2	70	130	0	0	
Surr: Octacosane		2.36		2.363		99.7	70	130	0	0	

Qualifiers:

B	Analyte detected in the associated Method Blank	R	RPD outside accepted control limits
DF	Dilution Factor	RL	Reporting Limit
J	Analyte detected between MDL and RL	S	Spike Recovery outside control limits
MDL	Method Detection Limit	J	Analyte detected between SDL and RL
ND	Not Detected at the Method Detection Limit	N	Parameter not NELAC certified

CLIENT: Geo Strata Environmental Consultants
Work Order: 1010173
Project: Hillcrest CEI

ANALYTICAL QC SUMMARY REPORT

RunID: GC12_101025B

Sample ID:	ICV-101025	Batch ID:	R51953		TestNo:		TX1005		Units:		mg/L
SampType:	ICV	Run ID:	GC12_101025B		Analysis Date:		10/25/10 09:08 AM		Prep Date:		
Analyte		Result	RL	SPK value	Ref Val	%REC	LowLimit	HighLimit	%RPD	RPD Limit	Qual
T/R Hydrocarbons: C6-C35		859	2.00	1000	0	85.9	75	125			
Surr: Isopropylbenzene		45.6		50.00		91.1	70	130			
Surr: Octacosane		47.3		50.00		94.7	70	130			

Sample ID:	CCV3-101025	Batch ID:	R51953		TestNo:		TX1005		Units:		mg/L
SampType:	CCV	Run ID:	GC12_101025B		Analysis Date:		10/25/10 01:31 PM		Prep Date:		
Analyte		Result	RL	SPK value	Ref Val	%REC	LowLimit	HighLimit	%RPD	RPD Limit	Qual
T/R Hydrocarbons: C6-C35		490	2.00	500.0	0	98.1	75	125			
Surr: Isopropylbenzene		25.0		25.00		99.9	70	130			
Surr: Octacosane		26.3		25.00		105	70	130			

Sample ID:	CCV4-101025	Batch ID:	R51953		TestNo:		TX1005		Units:		mg/L
SampType:	CCV	Run ID:	GC12_101025B		Analysis Date:		10/25/10 03:12 PM		Prep Date:		
Analyte		Result	RL	SPK value	Ref Val	%REC	LowLimit	HighLimit	%RPD	RPD Limit	Qual
T/R Hydrocarbons: C6-C35		498	2.00	500.0	0	99.7	75	125			
Surr: Isopropylbenzene		25.6		25.00		103	70	130			
Surr: Octacosane		26.7		25.00		107	70	130			

Sample ID:	CCV5-101025	Batch ID:	R51953		TestNo:		TX1005		Units:		mg/L
SampType:	CCV	Run ID:	GC12_101025B		Analysis Date:		10/25/10 04:41 PM		Prep Date:		
Analyte		Result	RL	SPK value	Ref Val	%REC	LowLimit	HighLimit	%RPD	RPD Limit	Qual
T/R Hydrocarbons: C6-C35		474	2.00	500.0	0	94.7	75	125			
Surr: Isopropylbenzene		24.6		25.00		98.4	70	130			
Surr: Octacosane		25.9		25.00		104	70	130			

Qualifiers:

B	Analyte detected in the associated Method Blank	R	RPD outside accepted control limits
DF	Dilution Factor	RL	Reporting Limit
J	Analyte detected between MDL and RL	S	Spike Recovery outside control limits
MDL	Method Detection Limit	J	Analyte detected between SDL and RL
ND	Not Detected at the Method Detection Limit	N	Parameter not NELAC certified

CLIENT: Geo Strata Environmental Consultants
Work Order: 1010173
Project: Hillcrest CEI

ANALYTICAL QC SUMMARY REPORT

RunID: GC12_101025C

Sample ID:	LCS-43567	Batch ID:	43567		TestNo:		TX1005		Units:		mg/Kg
SampType:	LCS	Run ID:	GC12_101025C		Analysis Date:		10/25/10 05:07 PM		Prep Date:		10/25/10
Analyte		Result	RL	SPK value	Ref Val	%REC	LowLimit	HighLimit	%RPD	RPD Limit	Qual
T/R Hydrocarbons: C6-C35		226	20.0	250.0	0	90.4	75	125			
Surr: Isopropylbenzene		23.6		25.00		94.4	70	130			
Surr: Octacosane		24.5		25.00		98.0	70	130			

Sample ID:	LCSD-43567	Batch ID:	43567		TestNo:		TX1005		Units:		mg/Kg
SampType:	LCSD	Run ID:	GC12_101025C		Analysis Date:		10/25/10 05:16 PM		Prep Date:		10/25/10
Analyte		Result	RL	SPK value	Ref Val	%REC	LowLimit	HighLimit	%RPD	RPD Limit	Qual
T/R Hydrocarbons: C6-C35		202	20.0	250.0	0	80.9	75	125	11.1	50	
Surr: Isopropylbenzene		20.9		25.00		83.8	70	130	0	0	
Surr: Octacosane		22.7		25.00		90.8	70	130	0	0	

Sample ID:	MB-43567	Batch ID:	43567		TestNo:		TX1005		Units:		mg/Kg
SampType:	MBLK	Run ID:	GC12_101025C		Analysis Date:		10/25/10 05:25 PM		Prep Date:		10/25/10
Analyte		Result	RL	SPK value	Ref Val	%REC	LowLimit	HighLimit	%RPD	RPD Limit	Qual
T/R Hydrocarbons: C6-C12		<7.00	20.0								
T/R Hydrocarbons: >C12-C28		<7.00	20.0								
T/R Hydrocarbons: >C28-C35		<7.00	20.0								
T/R Hydrocarbons: C6-C35		<7.00	20.0								
Surr: Isopropylbenzene		23.0		25.00		92.1	70	130			
Surr: Octacosane		25.6		25.00		103	70	130			

Sample ID:	1010173-10BMS	Batch ID:	43567		TestNo:		TX1005		Units:		mg/Kg-dry
SampType:	MS	Run ID:	GC12_101025C		Analysis Date:		10/25/10 07:04 PM		Prep Date:		10/25/10
Analyte		Result	RL	SPK value	Ref Val	%REC	LowLimit	HighLimit	%RPD	RPD Limit	Qual
T/R Hydrocarbons: C6-C35		303	25.9	324.2	0	93.6	75	125			
Surr: Isopropylbenzene		30.5		32.42		94.1	70	130			
Surr: Octacosane		31.7		32.42		97.9	70	130			

Sample ID:	1010173-10BMSD	Batch ID:	43567		TestNo:		TX1005		Units:		mg/Kg-dry
SampType:	MSD	Run ID:	GC12_101025C		Analysis Date:		10/25/10 07:12 PM		Prep Date:		10/25/10
Analyte		Result	RL	SPK value	Ref Val	%REC	LowLimit	HighLimit	%RPD	RPD Limit	Qual
T/R Hydrocarbons: C6-C35		314	27.7	346.0	0	90.8	75	125	3.49	50	
Surr: Isopropylbenzene		32.1		34.60		92.8	70	130	0	0	
Surr: Octacosane		34.3		34.60		99.1	70	130	0	0	

Qualifiers:

B	Analyte detected in the associated Method Blank	R	RPD outside accepted control limits
DF	Dilution Factor	RL	Reporting Limit
J	Analyte detected between MDL and RL	S	Spike Recovery outside control limits
MDL	Method Detection Limit	J	Analyte detected between SDL and RL
ND	Not Detected at the Method Detection Limit	N	Parameter not NELAC certified

CLIENT: Geo Strata Environmental Consultants
Work Order: 1010173
Project: Hillcrest CEI

ANALYTICAL QC SUMMARY REPORT

RunID: GC12_101025C

Sample ID:	ICV-101025	Batch ID:	R51959		TestNo:		TX1005		Units:		mg/Kg
SampType:	ICV	Run ID:	GC12_101025C		Analysis Date:		10/25/10 09:08 AM		Prep Date:		
Analyte		Result	RL	SPK value	Ref Val	%REC	LowLimit	HighLimit	%RPD	RPD Limit	Qual
T/R Hydrocarbons: C6-C35		859	20.0	1000	0	85.9	75	125			
Surr: Isopropylbenzene		45.6		50.00		91.1	70	130			
Surr: Octacosane		47.3		50.00		94.7	70	130			

Sample ID:	CCV5-101025	Batch ID:	R51959		TestNo:		TX1005		Units:		mg/Kg
SampType:	CCV	Run ID:	GC12_101025C		Analysis Date:		10/25/10 04:41 PM		Prep Date:		
Analyte		Result	RL	SPK value	Ref Val	%REC	LowLimit	HighLimit	%RPD	RPD Limit	Qual
T/R Hydrocarbons: C6-C35		474	20.0	500.0	0	94.7	75	125			
Surr: Isopropylbenzene		24.6		25.00		98.4	70	130			
Surr: Octacosane		25.9		25.00		104	70	130			

Sample ID:	CCV6-101025	Batch ID:	R51959		TestNo:		TX1005		Units:		mg/Kg
SampType:	CCV	Run ID:	GC12_101025C		Analysis Date:		10/25/10 06:46 PM		Prep Date:		
Analyte		Result	RL	SPK value	Ref Val	%REC	LowLimit	HighLimit	%RPD	RPD Limit	Qual
T/R Hydrocarbons: C6-C35		468	20.0	500.0	0	93.5	75	125			
Surr: Isopropylbenzene		24.3		25.00		97.1	70	130			
Surr: Octacosane		26.0		25.00		104	70	130			

Sample ID:	CCV7-101025	Batch ID:	R51959		TestNo:		TX1005		Units:		mg/Kg
SampType:	CCV	Run ID:	GC12_101025C		Analysis Date:		10/25/10 08:24 PM		Prep Date:		
Analyte		Result	RL	SPK value	Ref Val	%REC	LowLimit	HighLimit	%RPD	RPD Limit	Qual
T/R Hydrocarbons: C6-C35		460	20.0	500.0	0	91.9	75	125			
Surr: Isopropylbenzene		24.0		25.00		95.9	70	130			
Surr: Octacosane		23.0		25.00		92.2	70	130			

Sample ID:	ICV-101026	Batch ID:	R51959		TestNo:		TX1005		Units:		mg/Kg
SampType:	ICV	Run ID:	GC12_101025C		Analysis Date:		10/26/10 08:58 AM		Prep Date:		
Analyte		Result	RL	SPK value	Ref Val	%REC	LowLimit	HighLimit	%RPD	RPD Limit	Qual
T/R Hydrocarbons: C6-C12		513	20.0	0							
T/R Hydrocarbons: >C28-C35		0.274	20.0	0							
T/R Hydrocarbons: C6-C35		916	20.0	1000	0	91.6	75	125			
Surr: Isopropylbenzene		48.2		50.00		96.4	70	130			
Surr: Octacosane		45.6		50.00		91.3	70	130			

Sample ID:	CCV1-101026	Batch ID:	R51959		TestNo:		TX1005		Units:		mg/Kg
SampType:	CCV	Run ID:	GC12_101025C		Analysis Date:		10/26/10 10:42 AM		Prep Date:		
Analyte		Result	RL	SPK value	Ref Val	%REC	LowLimit	HighLimit	%RPD	RPD Limit	Qual
T/R Hydrocarbons: C6-C35		438	20.0	500.0	0	87.6	75	125			
Surr: Isopropylbenzene		22.6		25.00		90.5	70	130			
Surr: Octacosane		20.8		25.00		83.1	70	130			

Qualifiers:

B	Analyte detected in the associated Method Blank	R	RPD outside accepted control limits
DF	Dilution Factor	RL	Reporting Limit
J	Analyte detected between MDL and RL	S	Spike Recovery outside control limits
MDL	Method Detection Limit	J	Analyte detected between SDL and RL
ND	Not Detected at the Method Detection Limit	N	Parameter not NELAC certified

CLIENT: Geo Strata Environmental Consultants
Work Order: 1010173
Project: Hillcrest CEI

ANALYTICAL QC SUMMARY REPORT

RunID: GCMS6_101025A

Sample ID:	LCS-43558	Batch ID:	43558	TestNo:	SW8270C	Units:	mg/L
SampType:	LCS	Run ID:	GCMS6_101025A	Analysis Date:	10/25/10 11:01 AM	Prep Date:	10/25/10

Analyte	Result	RL	SPK value	Ref Val	%REC	LowLimit	HighLimit	%RPD	RPD Limit	Qual
Acenaphthene	0.00208	0.0000500	0.00400	0	51.9	50	110			
Acenaphthylene	0.00226	0.0000500	0.00400	0	56.6	55	110			
Anthracene	0.00222	0.0000500	0.00400	0	55.5	44	110			
Benzo[a]anthracene	0.00262	0.0000500	0.00400	0	65.6	48	115			
Benzo[a]pyrene	0.00256	0.0000500	0.00400	0	63.9	53	112			
Benzo[b]fluoranthene	0.00267	0.0000500	0.00400	0	66.9	52	117			
Benzo[g,h,i]perylene	0.00270	0.0000500	0.00400	0	67.6	60	114			
Benzo[k]fluoranthene	0.00259	0.0000500	0.00400	0	64.8	53	124			
Chrysene	0.00259	0.0000500	0.00400	0	64.8	54	122			
Dibenz[a,h]anthracene	0.00269	0.0000100	0.00400	0	67.2	51	120			
Fluoranthene	0.00252	0.0000500	0.00400	0	62.9	40	126			
Fluorene	0.00230	0.0000500	0.00400	0	57.5	54	110			
Indeno[1,2,3-cd]pyrene	0.00272	0.0000500	0.00400	0	67.9	57	116			
Naphthalene	0.00204	0.0000500	0.00400	0	50.9	44	110			
Phenanthrene	0.00221	0.0000500	0.00400	0	55.2	51	114			
Pyrene	0.00260	0.0000500	0.00400	0	65.1	53	120			
Surr: 2-Fluorobiphenyl	3.82		8.000		47.7	40	140			
Surr: 4-Terphenyl-d14	4.56		8.000		57.1	40	140			

Sample ID:	1010173-25CMS	Batch ID:	43558	TestNo:	SW8270C	Units:	mg/L
SampType:	MS	Run ID:	GCMS6_101025A	Analysis Date:	10/25/10 11:32 AM	Prep Date:	10/25/10

Analyte	Result	RL	SPK value	Ref Val	%REC	LowLimit	HighLimit	%RPD	RPD Limit	Qual
Acenaphthene	0.00302	0.0000500	0.00400	0	75.5	50	110			
Acenaphthylene	0.00332	0.0000500	0.00400	0	82.9	55	110			
Anthracene	0.00325	0.0000500	0.00400	0	81.2	44	110			
Benzo[a]anthracene	0.00380	0.0000500	0.00400	0	95.1	48	115			
Benzo[a]pyrene	0.00381	0.0000500	0.00400	0	95.1	53	112			
Benzo[b]fluoranthene	0.00396	0.0000500	0.00400	0	99.0	52	117			
Benzo[g,h,i]perylene	0.00417	0.0000500	0.00400	0	104	60	114			
Benzo[k]fluoranthene	0.00378	0.0000500	0.00400	0	94.4	53	124			
Chrysene	0.00366	0.0000500	0.00400	0	91.5	54	122			
Dibenz[a,h]anthracene	0.00409	0.0000100	0.00400	0	102	51	120			
Fluoranthene	0.00361	0.0000500	0.00400	0	90.3	40	126			
Fluorene	0.00339	0.0000500	0.00400	0	84.7	54	110			
Indeno[1,2,3-cd]pyrene	0.00408	0.0000500	0.00400	0	102	57	116			
Naphthalene	0.00280	0.0000500	0.00400	0	70.1	44	110			
Phenanthrene	0.00320	0.0000500	0.00400	0	79.9	51	114			
Pyrene	0.00381	0.0000500	0.00400	0	95.2	53	120			
Surr: 2-Fluorobiphenyl	4.72		8.000		59.0	40	140			
Surr: 4-Terphenyl-d14	5.36		8.000		67.0	40	140			

Sample ID:	1010173-25CMSD	Batch ID:	43558	TestNo:	SW8270C	Units:	mg/L
SampType:	MSD	Run ID:	GCMS6_101025A	Analysis Date:	10/25/10 12:02 PM	Prep Date:	10/25/10

Qualifiers:

B	Analyte detected in the associated Method Blank	R	RPD outside accepted control limits
DF	Dilution Factor	RL	Reporting Limit
J	Analyte detected between MDL and RL	S	Spike Recovery outside control limits
MDL	Method Detection Limit	J	Analyte detected between SDL and RL
ND	Not Detected at the Method Detection Limit	N	Parameter not NELAC certified

CLIENT: Geo Strata Environmental Consultants
Work Order: 1010173
Project: Hillcrest CEI

ANALYTICAL QC SUMMARY REPORT

RunID: GCMS6_101025A

Analyte	Result	RL	SPK value	Ref Val	%REC	LowLimit	HighLimit	%RPD	RPD Limit	Qual
Acenaphthene	0.00312	0.0000500	0.00400	0	78.1	50	110	3.40	30	
Acenaphthylene	0.00349	0.0000500	0.00400	0	87.2	55	110	4.96	30	
Anthracene	0.00318	0.0000500	0.00400	0	79.5	44	110	2.07	30	
Benzo[a]anthracene	0.00383	0.0000500	0.00400	0	95.8	48	115	0.757	30	
Benzo[a]pyrene	0.00384	0.0000500	0.00400	0	96.0	53	112	0.933	30	
Benzo[b]fluoranthene	0.00394	0.0000500	0.00400	0	98.4	52	117	0.605	30	
Benzo[g,h,i]perylene	0.00410	0.0000500	0.00400	0	103	60	114	1.54	30	
Benzo[k]fluoranthene	0.00380	0.0000500	0.00400	0	95.0	53	124	0.631	30	
Chrysene	0.00375	0.0000500	0.00400	0	93.8	54	122	2.49	30	
Dibenz[a,h]anthracene	0.00398	0.0000100	0.00400	0	99.4	51	120	2.81	30	
Fluoranthene	0.00355	0.0000500	0.00400	0	88.7	40	126	1.78	30	
Fluorene	0.00342	0.0000500	0.00400	0	85.5	54	110	1.01	30	
Indeno[1,2,3-cd]pyrene	0.00398	0.0000500	0.00400	0	99.5	57	116	2.56	30	
Naphthalene	0.00318	0.0000500	0.00400	0	79.5	44	110	12.6	30	
Phenanthrene	0.00315	0.0000500	0.00400	0	78.7	51	114	1.54	30	
Pyrene	0.00383	0.0000500	0.00400	0	95.7	53	120	0.443	30	
Surr: 2-Fluorobiphenyl	4.49		8.000		56.1	40	140	0	0	
Surr: 4-Terphenyl-d14	5.07		8.000		63.4	40	140	0	0	

Sample ID:	MB-43558	Batch ID:	43558	TestNo:	SW8270C	Units:	mg/L
SampType:	MBLK	Run ID:	GCMS6_101025A	Analysis Date:	10/25/10 01:04 PM	Prep Date:	10/25/10

Analyte	Result	RL	SPK value	Ref Val	%REC	LowLimit	HighLimit	%RPD	RPD Limit	Qual
Acenaphthene	<0.0000250	0.0000500								
Acenaphthylene	<0.0000250	0.0000500								
Anthracene	<0.0000250	0.0000500								
Benzo[a]anthracene	<0.0000250	0.0000500								
Benzo[a]pyrene	<0.0000250	0.0000500								
Benzo[b]fluoranthene	<0.0000250	0.0000500								
Benzo[g,h,i]perylene	<0.0000250	0.0000500								
Benzo[k]fluoranthene	<0.0000250	0.0000500								
Chrysene	<0.0000250	0.0000500								
Dibenz[a,h]anthracene	<0.00000500	0.0000100								
Fluoranthene	<0.0000250	0.0000500								
Fluorene	<0.0000250	0.0000500								
Indeno[1,2,3-cd]pyrene	<0.0000250	0.0000500								
Naphthalene	<0.0000250	0.0000500								
Phenanthrene	<0.0000250	0.0000500								
Pyrene	<0.0000250	0.0000500								
Surr: 2-Fluorobiphenyl	4.65		8.000		58.1	40	140			
Surr: 4-Terphenyl-d14	5.35		8.000		66.9	40	140			

Qualifiers:				
	B	Analyte detected in the associated Method Blank	R	RPD outside accepted control limits
	DF	Dilution Factor	RL	Reporting Limit
	J	Analyte detected between MDL and RL	S	Spike Recovery outside control limits
	MDL	Method Detection Limit	J	Analyte detected between SDL and RL
	ND	Not Detected at the Method Detection Limit	N	Parameter not NELAC certified

CLIENT: Geo Strata Environmental Consultants
Work Order: 1010173
Project: Hillcrest CEI

ANALYTICAL QC SUMMARY REPORT

RunID: GCMS6_101025A

Sample ID:	ICV-101025	Batch ID:	R51958	TestNo:	SW8270C		Units:	mg/L	
SampType:	ICV	Run ID:	GCMS6_101025A	Analysis Date:	10/25/10 10:30 AM		Prep Date:		

Analyte	Result	RL	SPK value	Ref Val	%REC	LowLimit	HighLimit	%RPD	RPD Limit	Qual
Acenaphthene	1.89	0.0000500	2.00	0	94.3	80	120			
Acenaphthylene	2.06	0.0000500	2.00	0	103	80	120			
Anthracene	1.81	0.0000500	2.00	0	90.7	80	120			
Benzo[a]anthracene	2.02	0.0000500	2.00	0	101	80	120			
Benzo[a]pyrene	1.95	0.0000500	2.00	0	97.3	80	120			
Benzo[b]fluoranthene	2.03	0.0000500	2.00	0	102	80	120			
Benzo[g,h,i]perylene	2.06	0.0000500	2.00	0	103	80	120			
Benzo[k]fluoranthene	1.94	0.0000500	2.00	0	96.9	80	120			
Chrysene	1.93	0.0000500	2.00	0	96.7	80	120			
Dibenz[a,h]anthracene	2.06	0.0000100	2.00	0	103	80	120			
Fluoranthene	2.12	0.0000500	2.00	0	106	80	120			
Fluorene	1.96	0.0000500	2.00	0	98.1	80	120			
Indeno[1,2,3-cd]pyrene	2.09	0.0000500	2.00	0	104	80	120			
Naphthalene	1.94	0.0000500	2.00	0	96.9	80	120			
Phenanthrene	1.74	0.0000500	2.00	0	87.1	80	120			
Pyrene	2.27	0.0000500	2.00	0	114	80	120			
Surr: 2-Fluorobiphenyl	1750		2000		87.7	40	140			
Surr: 4-Terphenyl-d14	1810		2000		90.5	40	140			

Qualifiers:				
	B	Analyte detected in the associated Method Blank	R	RPD outside accepted control limits
	DF	Dilution Factor	RL	Reporting Limit
	J	Analyte detected between MDL and RL	S	Spike Recovery outside control limits
	MDL	Method Detection Limit	J	Analyte detected between SDL and RL
	ND	Not Detected at the Method Detection Limit	N	Parameter not NELAC certified

CLIENT: Geo Strata Environmental Consultants
Work Order: 1010173
Project: Hillcrest CEI

ANALYTICAL QC SUMMARY REPORT

RunID: GCMS6_101028A

Sample ID:	ICV-101028	Batch ID:	R52015		TestNo:		SW8270C		Units:		mg/Kg
SampType:	ICV	Run ID:	GCMS6_101028A		Analysis Date:		10/28/10 10:49 AM		Prep Date:		
Analyte		Result	RL	SPK value	Ref Val	%REC	LowLimit	HighLimit	%RPD	RPD Limit	Qual
Acenaphthene		1.92	0.0500	2.000	0	96.0	80	120			
Acenaphthylene		2.01	0.0500	2.000	0	100	80	120			
Anthracene		1.87	0.0500	2.000	0	93.5	80	120			
Benzo[a]anthracene		2.01	0.0500	2.000	0	100	80	120			
Benzo[a]pyrene		1.97	0.0500	2.000	0	98.4	80	120			
Benzo[b]fluoranthene		2.00	0.0500	2.000	0	100	80	120			
Benzo[g,h,i]perylene		2.09	0.0500	2.000	0	105	80	120			
Benzo[k]fluoranthene		1.96	0.0500	2.000	0	98.1	80	120			
Chrysene		1.90	0.0500	2.000	0	95.1	80	120			
Dibenz[a,h]anthracene		2.09	0.0500	2.000	0	104	80	120			
Fluoranthene		2.02	0.0500	2.000	0	101	80	120			
Fluorene		1.95	0.0500	2.000	0	97.7	80	120			
Indeno[1,2,3-cd]pyrene		2.11	0.0500	2.000	0	106	80	120			
Naphthalene		1.90	0.0500	2.000	0	95.2	80	120			
Phenanthrene		1.79	0.0500	2.000	0	89.4	80	120			
Pyrene		2.04	0.0500	2.000	0	102	80	120			
Surr: 2-Fluorobiphenyl		1.77		2.000		88.5	40	140			
Surr: 4-Terphenyl-d14		1.89		2.000		94.4	40	140			

Qualifiers:				
	B	Analyte detected in the associated Method Blank	R	RPD outside accepted control limits
	DF	Dilution Factor	RL	Reporting Limit
	J	Analyte detected between MDL and RL	S	Spike Recovery outside control limits
	MDL	Method Detection Limit	J	Analyte detected between SDL and RL
	ND	Not Detected at the Method Detection Limit	N	Parameter not NELAC certified

CLIENT: Geo Strata Environmental Consultants
Work Order: 1010173
Project: Hillcrest CEI

ANALYTICAL QC SUMMARY REPORT

RunID: GCMS6_101029A

Sample ID:	LCS-43612	Batch ID:	43612	TestNo:	SW8270C	Units:	mg/Kg
SampType:	LCS	Run ID:	GCMS6_101029A	Analysis Date:	10/29/10 11:45 AM	Prep Date:	10/28/10

Analyte	Result	RL	SPK value	Ref Val	%REC	LowLimit	HighLimit	%RPD	RPD Limit	Qual
Acenaphthene	0.641	0.0500	1.000	0	64.1	56	114			
Acenaphthylene	0.675	0.0500	1.000	0	67.5	56	116			
Anthracene	0.649	0.0500	1.000	0	64.9	40	113			
Benzo[a]anthracene	0.730	0.0500	1.000	0	73.0	52	108			
Benzo[a]pyrene	0.707	0.0500	1.000	0	70.7	48	115			
Benzo[b]fluoranthene	0.755	0.0500	1.000	0	75.5	43	115			
Benzo[g,h,i]perylene	0.780	0.0500	1.000	0	78.0	47	123			
Benzo[k]fluoranthene	0.662	0.0500	1.000	0	66.2	54	118			
Chrysene	0.741	0.0500	1.000	0	74.1	56	115			
Dibenz[a,h]anthracene	0.728	0.0500	1.000	0	72.8	43	120			
Fluoranthene	0.748	0.0500	1.000	0	74.8	41	108			
Fluorene	0.654	0.0500	1.000	0	65.4	47	128			
Indeno[1,2,3-cd]pyrene	0.756	0.0500	1.000	0	75.6	46	119			
Naphthalene	0.599	0.0500	1.000	0	59.9	55	113			
Phenanthrene	0.659	0.0500	1.000	0	65.9	55	114			
Pyrene	0.747	0.0500	1.000	0	74.7	42	125			
Surr: 2-Fluorobiphenyl	2.41		4.000		60.3	40	140			
Surr: 4-Terphenyl-d14	3.08		4.000		77.0	40	140			

Sample ID:	1010173-10CMS	Batch ID:	43612	TestNo:	SW8270C	Units:	mg/Kg-dry
SampType:	MS	Run ID:	GCMS6_101029A	Analysis Date:	10/29/10 12:16 PM	Prep Date:	10/28/10

Analyte	Result	RL	SPK value	Ref Val	%REC	LowLimit	HighLimit	%RPD	RPD Limit	Qual
Acenaphthene	0.751	0.0567	1.134	0	66.2	56	114			
Acenaphthylene	0.799	0.0567	1.134	0	70.5	56	116			
Anthracene	0.831	0.0567	1.134	0	73.3	40	113			
Benzo[a]anthracene	0.941	0.0567	1.134	0	83.0	52	108			
Benzo[a]pyrene	0.938	0.0567	1.134	0	82.7	48	115			
Benzo[b]fluoranthene	0.998	0.0567	1.134	0	88.1	43	115			
Benzo[g,h,i]perylene	1.02	0.0567	1.134	0	89.8	47	123			
Benzo[k]fluoranthene	0.918	0.0567	1.134	0	81.0	54	118			
Chrysene	0.978	0.0567	1.134	0	86.3	56	115			
Dibenz[a,h]anthracene	0.959	0.0567	1.134	0	84.6	43	120			
Fluoranthene	0.940	0.0567	1.134	0	82.9	41	108			
Fluorene	0.820	0.0567	1.134	0	72.3	47	128			
Indeno[1,2,3-cd]pyrene	0.992	0.0567	1.134	0	87.5	46	119			
Naphthalene	0.658	0.0567	1.134	0	58.1	55	113			
Phenanthrene	0.830	0.0567	1.134	0	73.3	55	114			
Pyrene	0.982	0.0567	1.134	0	86.6	42	125			
Surr: 2-Fluorobiphenyl	2.59		4.534		57.2	40	140			
Surr: 4-Terphenyl-d14	3.47		4.534		76.5	40	140			

Sample ID:	1010173-10CMSD	Batch ID:	43612	TestNo:	SW8270C	Units:	mg/Kg-dry
SampType:	MSD	Run ID:	GCMS6_101029A	Analysis Date:	10/29/10 12:46 PM	Prep Date:	10/28/10

Qualifiers:

B	Analyte detected in the associated Method Blank	R	RPD outside accepted control limits
DF	Dilution Factor	RL	Reporting Limit
J	Analyte detected between MDL and RL	S	Spike Recovery outside control limits
MDL	Method Detection Limit	J	Analyte detected between SDL and RL
ND	Not Detected at the Method Detection Limit	N	Parameter not NELAC certified

CLIENT: Geo Strata Environmental Consultants
Work Order: 1010173
Project: Hillcrest CEI

ANALYTICAL QC SUMMARY REPORT

RunID: GCMS6_101029A

Analyte	Result	RL	SPK value	Ref Val	%REC	LowLimit	HighLimit	%RPD	RPD Limit	Qual
Acenaphthene	0.783	0.0563	1.126	0	69.5	56	114	4.17	30	
Acenaphthylene	0.815	0.0563	1.126	0	72.4	56	116	1.97	30	
Anthracene	0.868	0.0563	1.126	0	77.1	40	113	4.43	30	
Benzo[a]anthracene	1.01	0.0563	1.126	0	89.8	52	108	7.19	30	
Benzo[a]pyrene	0.961	0.0563	1.126	0	85.4	48	115	2.51	30	
Benzo[b]fluoranthene	1.05	0.0563	1.126	0	93.3	43	115	5.09	30	
Benzo[g,h,i]perylene	1.05	0.0563	1.126	0	92.9	47	123	2.74	30	
Benzo[k]fluoranthene	0.909	0.0563	1.126	0	80.7	54	118	1.07	30	
Chrysene	1.01	0.0563	1.126	0	89.6	56	115	3.18	30	
Dibenz[a,h]anthracene	0.993	0.0563	1.126	0	88.1	43	120	3.40	30	
Fluoranthene	0.975	0.0563	1.126	0	86.6	41	108	3.71	30	
Fluorene	0.855	0.0563	1.126	0	75.9	47	128	4.23	30	
Indeno[1,2,3-cd]pyrene	1.02	0.0563	1.126	0	90.2	46	119	2.35	30	
Naphthalene	0.695	0.0563	1.126	0	61.7	55	113	5.42	30	
Phenanthrene	0.852	0.0563	1.126	0	75.7	55	114	2.59	30	
Pyrene	1.03	0.0563	1.126	0	91.1	42	125	4.39	30	
Surr: 2-Fluorobiphenyl	2.66		4.505		58.9	40	140	0	0	
Surr: 4-Terphenyl-d14	3.64		4.505		80.7	40	140	0	0	

Sample ID:	MB-43612	Batch ID:	43612	TestNo:	SW8270C	Units:	mg/Kg
SampType:	MBLK	Run ID:	GCMS6_101029A	Analysis Date:	10/29/10 01:17 PM	Prep Date:	10/28/10

Analyte	Result	RL	SPK value	Ref Val	%REC	LowLimit	HighLimit	%RPD	RPD Limit	Qual
Acenaphthene	<0.0200	0.0500								
Acenaphthylene	<0.0100	0.0500								
Anthracene	<0.0100	0.0500								
Benzo[a]anthracene	<0.0200	0.0500								
Benzo[a]pyrene	<0.0300	0.0500								
Benzo[b]fluoranthene	<0.0200	0.0500								
Benzo[g,h,i]perylene	<0.0200	0.0500								
Benzo[k]fluoranthene	<0.0300	0.0500								
Chrysene	<0.0200	0.0500								
Dibenz[a,h]anthracene	<0.0200	0.0500								
Fluoranthene	<0.0100	0.0500								
Fluorene	<0.0100	0.0500								
Indeno[1,2,3-cd]pyrene	<0.0100	0.0500								
Naphthalene	<0.0100	0.0500								
Phenanthrene	<0.0100	0.0500								
Pyrene	<0.0200	0.0500								
Surr: 2-Fluorobiphenyl	2.54		4.000		63.4	40	140			
Surr: 4-Terphenyl-d14	3.35		4.000		83.7	40	140			

Qualifiers:

B	Analyte detected in the associated Method Blank	R	RPD outside accepted control limits
DF	Dilution Factor	RL	Reporting Limit
J	Analyte detected between MDL and RL	S	Spike Recovery outside control limits
MDL	Method Detection Limit	J	Analyte detected between SDL and RL
ND	Not Detected at the Method Detection Limit	N	Parameter not NELAC certified

CLIENT: Geo Strata Environmental Consultants
Work Order: 1010173
Project: Hillcrest CEI

ANALYTICAL QC SUMMARY REPORT

RunID: GCMS6_101029A

Sample ID:	ICV-101029	Batch ID:	R52049		TestNo:		SW8270C		Units:		mg/Kg
SampType:	ICV	Run ID:	GCMS6_101029A		Analysis Date:		10/29/10 10:14 AM		Prep Date:		
Analyte		Result	RL	SPK value	Ref Val	%REC	LowLimit	HighLimit	%RPD	RPD Limit	Qual
Acenaphthene		1.89	0.0500	2.000	0	94.6	80	120			
Acenaphthylene		1.99	0.0500	2.000	0	99.7	80	120			
Anthracene		1.85	0.0500	2.000	0	92.6	80	120			
Benzo[a]anthracene		2.02	0.0500	2.000	0	101	80	120			
Benzo[a]pyrene		1.98	0.0500	2.000	0	98.8	80	120			
Benzo[b]fluoranthene		2.02	0.0500	2.000	0	101	80	120			
Benzo[g,h,i]perylene		2.08	0.0500	2.000	0	104	80	120			
Benzo[k]fluoranthene		1.91	0.0500	2.000	0	95.7	80	120			
Chrysene		1.94	0.0500	2.000	0	97.1	80	120			
Dibenz[a,h]anthracene		2.07	0.0500	2.000	0	104	80	120			
Fluoranthene		2.03	0.0500	2.000	0	101	80	120			
Fluorene		1.95	0.0500	2.000	0	97.3	80	120			
Indeno[1,2,3-cd]pyrene		2.05	0.0500	2.000	0	102	80	120			
Naphthalene		1.88	0.0500	2.000	0	94.2	80	120			
Phenanthrene		1.77	0.0500	2.000	0	88.5	80	120			
Pyrene		2.06	0.0500	2.000	0	103	80	120			
Surr: 2-Fluorobiphenyl		1.78		2.000		88.9	40	140			
Surr: 4-Terphenyl-d14		1.86		2.000		93.1	40	140			

Qualifiers:				
	B	Analyte detected in the associated Method Blank	R	RPD outside accepted control limits
	DF	Dilution Factor	RL	Reporting Limit
	J	Analyte detected between MDL and RL	S	Spike Recovery outside control limits
	MDL	Method Detection Limit	J	Analyte detected between SDL and RL
	ND	Not Detected at the Method Detection Limit	N	Parameter not NELAC certified

CLIENT: Geo Strata Environmental Consultants
Work Order: 1010173
Project: Hillcrest CEI

ANALYTICAL QC SUMMARY REPORT

RunID: GCMS1_101025A

Sample ID:	LCS-43565	Batch ID:	43565		TestNo:		SW8260B		Units:		mg/Kg
SampType:	LCS	Run ID:	GCMS1_101025A		Analysis Date:		10/25/10 11:11 AM		Prep Date:		10/25/10
Analyte		Result	RL	SPK value	Ref Val	%REC	LowLimit	HighLimit	%RPD	RPD Limit	Qual
1,1,1-Trichloroethane		0.0215	0.00500	0.0232	0	92.6	68	130			
1,1,2,2-Tetrachloroethane		0.0210	0.00500	0.0232	0	90.3	59	140			
1,1,2-Trichloroethane		0.0239	0.00500	0.0232	0	103	62	127			
1,1,2-Trichlorotrifluoroethane		0.0227	0.0150	0.0232	0	98.0	57	135			
1,1-Dichloroethane		0.0229	0.00500	0.0232	0	98.5	73	125			
1,1-Dichloroethene		0.0236	0.00500	0.0232	0	102	65	136			
1,2,4-Trichlorobenzene		0.0237	0.00500	0.0232	0	102	65	131			
1,2-Dibromo-3-chloropropane		0.0231	0.00500	0.0232	0	99.6	49	135			
1,2-Dibromoethane		0.0225	0.00500	0.0232	0	96.9	70	124			
1,2-Dichlorobenzene		0.0234	0.00500	0.0232	0	101	74	120			
1,2-Dichloroethane		0.0211	0.00500	0.0232	0	90.9	72	137			
1,2-Dichloropropane		0.0234	0.00500	0.0232	0	101	71	120			
1,3-Dichlorobenzene		0.0237	0.00500	0.0232	0	102	72	124			
1,4-Dichlorobenzene		0.0232	0.00500	0.0232	0	100	72	125			
2-Butanone		0.0617	0.0150	0.0580	0	106	60	135			
2-Hexanone		0.0625	0.0150	0.0580	0	108	50	150			
4-Methyl-2-pentanone		0.0599	0.0150	0.0580	0	103	60	135			
Acetone		0.0490	0.0500	0.0580	0	84.6	40	141			
Benzene		0.0233	0.00500	0.0232	0	101	73	126			
Bromodichloromethane		0.0219	0.00500	0.0232	0	94.3	72	128			
Bromoform		0.0213	0.00500	0.0232	0	91.8	66	137			
Bromomethane		0.0252	0.00500	0.0232	0	109	45	141			
Carbon disulfide		0.0226	0.00500	0.0232	0	97.4	50	150			
Carbon tetrachloride		0.0212	0.00500	0.0232	0	91.2	67	133			
Chlorobenzene		0.0229	0.00500	0.0232	0	98.8	75	123			
Chloroethane		0.0263	0.00500	0.0232	0	113	41	141			
Chloroform		0.0222	0.00500	0.0232	0	95.6	72	124			
Chloromethane		0.0242	0.00500	0.0232	0	104	51	129			
cis-1,2-Dichloroethene		0.0236	0.00500	0.0232	0	102	67	125			
cis-1,3-Dichloropropene		0.0236	0.00500	0.0232	0	102	72	126			
Cyclohexane		0.0239	0.0150	0.0232	0	103	40	158			N
Dibromochloromethane		0.0214	0.00500	0.0232	0	92.3	66	130			
Dichlorodifluoromethane		0.0216	0.00500	0.0232	0	93.0	34	136			
Ethylbenzene		0.0230	0.00500	0.0232	0	99.0	74	127			
Isopropylbenzene		0.0227	0.00500	0.0232	0	97.8	77	129			
m,p-Xylene		0.0458	0.00500	0.0464	0	98.8	79	126			
Methyl Acetate		0.0237	0.0150	0.0232	0	102	50	150			
Methyl tert-butyl ether		0.0235	0.00500	0.0232	0	101	50	135			
Methylcyclohexane		0.0235	0.0150	0.0232	0	101	50	150			
Methylene chloride		0.0237	0.00500	0.0232	0	102	63	137			
o-Xylene		0.0230	0.00500	0.0232	0	99.0	77	125			
Styrene		0.0221	0.00500	0.0232	0	95.1	74	128			
Tetrachloroethene		0.0230	0.00500	0.0232	0	99.3	67	139			
Toluene		0.0231	0.00500	0.0232	0	99.4	71	127			

Qualifiers:				
	B	Analyte detected in the associated Method Blank	R	RPD outside accepted control limits
	DF	Dilution Factor	RL	Reporting Limit
	J	Analyte detected between MDL and RL	S	Spike Recovery outside control limits
	MDL	Method Detection Limit	J	Analyte detected between SDL and RL
	ND	Not Detected at the Method Detection Limit	N	Parameter not NELAC certified

CLIENT: Geo Strata Environmental Consultants
Work Order: 1010173
Project: Hillcrest CEI

ANALYTICAL QC SUMMARY REPORT

RunID: GCMS1_101025A

trans-1,2-Dichloroethene	0.0237	0.00500	0.0232	0	102	66	134
trans-1,3-Dichloropropene	0.0226	0.00500	0.0232	0	97.4	65	127
Trichloroethene	0.0244	0.00500	0.0232	0	105	77	124
Trichlorofluoromethane	0.0221	0.0150	0.0232	0	95.3	49	139
Vinyl chloride	0.0244	0.00500	0.0232	0	105	58	126
Surr: 1,2-Dichloroethane-d4	46.2		50.00		92.5	52	149
Surr: 4-Bromofluorobenzene	49.6		50.00		99.2	84	118
Surr: Dibromofluoromethane	49.2		50.00		98.4	65	135
Surr: Toluene-d8	48.6		50.00		97.1	84	116

Sample ID:	MB-43565	Batch ID:	43565	TestNo:	SW8260B	Units:	mg/Kg
SampType:	MBLK	Run ID:	GCMS1_101025A	Analysis Date:	10/25/10 12:18 PM	Prep Date:	10/25/10

Analyte	Result	RL	SPK value	Ref Val	%REC	LowLimit	HighLimit	%RPD	RPD Limit	Qual
1,1,1-Trichloroethane	<0.00100	0.00500								
1,1,2,2-Tetrachloroethane	<0.00100	0.00500								
1,1,2-Trichloroethane	<0.00100	0.00500								
1,1,2-Trichlorotrifluoroethane	<0.00500	0.0150								
1,1-Dichloroethane	<0.00100	0.00500								
1,1-Dichloroethene	<0.00100	0.00500								
1,2,4-Trichlorobenzene	<0.00100	0.00500								
1,2-Dibromo-3-chloropropane	<0.00100	0.00500								
1,2-Dibromoethane	<0.00100	0.00500								
1,2-Dichlorobenzene	<0.00100	0.00500								
1,2-Dichloroethane	<0.00100	0.00500								
1,2-Dichloropropane	<0.00100	0.00500								
1,3-Dichlorobenzene	<0.00100	0.00500								
1,4-Dichlorobenzene	<0.00100	0.00500								
2-Butanone	<0.00500	0.0150								
2-Hexanone	<0.00500	0.0150								
4-Methyl-2-pentanone	<0.00500	0.0150								
Acetone	<0.0150	0.0500								
Benzene	<0.00100	0.00500								
Bromodichloromethane	<0.00100	0.00500								
Bromoform	<0.00100	0.00500								
Bromomethane	<0.00100	0.00500								
Carbon disulfide	<0.00100	0.00500								
Carbon tetrachloride	<0.00100	0.00500								
Chlorobenzene	<0.00100	0.00500								
Chloroethane	<0.00100	0.00500								
Chloroform	<0.00100	0.00500								
Chloromethane	<0.00100	0.00500								
cis-1,2-Dichloroethene	<0.00100	0.00500								
cis-1,3-Dichloropropene	<0.00100	0.00500								
Cyclohexane	<0.00500	0.0150								N
Dibromochloromethane	<0.00100	0.00500								
Dichlorodifluoromethane	<0.00100	0.00500								
Ethylbenzene	<0.00100	0.00500								

Qualifiers:				
	B	Analyte detected in the associated Method Blank	R	RPD outside accepted control limits
	DF	Dilution Factor	RL	Reporting Limit
	J	Analyte detected between MDL and RL	S	Spike Recovery outside control limits
	MDL	Method Detection Limit	J	Analyte detected between SDL and RL
	ND	Not Detected at the Method Detection Limit	N	Parameter not NELAC certified

CLIENT: Geo Strata Environmental Consultants
Work Order: 1010173
Project: Hillcrest CEI

ANALYTICAL QC SUMMARY REPORT

RunID: GCMS1_101025A

Isopropylbenzene	<0.00100	0.00500				
m,p-Xylene	<0.00100	0.00500				
Methyl Acetate	<0.00500	0.0150				
Methyl tert-butyl ether	<0.00100	0.00500				
Methylcyclohexane	<0.00500	0.0150				
Methylene chloride	<0.00500	0.00500				
o-Xylene	<0.00100	0.00500				
Styrene	<0.00100	0.00500				
Tetrachloroethene	<0.00100	0.00500				
Toluene	<0.00100	0.00500				
trans-1,2-Dichloroethene	<0.00100	0.00500				
trans-1,3-Dichloropropene	<0.00100	0.00500				
Trichloroethene	<0.00100	0.00500				
Trichlorofluoromethane	<0.00500	0.0150				
Vinyl chloride	<0.00100	0.00500				
Surr: 1,2-Dichloroethane-d4	47.0		50.00	94.1	52	149
Surr: 4-Bromofluorobenzene	50.5		50.00	101	84	118
Surr: Dibromofluoromethane	48.5		50.00	97.0	65	135
Surr: Toluene-d8	48.2		50.00	96.5	84	116

Qualifiers:				
	B	Analyte detected in the associated Method Blank	R	RPD outside accepted control limits
	DF	Dilution Factor	RL	Reporting Limit
	J	Analyte detected between MDL and RL	S	Spike Recovery outside control limits
	MDL	Method Detection Limit	J	Analyte detected between SDL and RL
	ND	Not Detected at the Method Detection Limit	N	Parameter not NELAC certified

CLIENT: Geo Strata Environmental Consultants
Work Order: 1010173
Project: Hillcrest CEI

ANALYTICAL QC SUMMARY REPORT

RunID: GCMS1_101025A

Sample ID:	ICV-101025	Batch ID:	R51956	TestNo:	SW8260B	Units:	mg/Kg
SampType:	ICV	Run ID:	GCMS1_101025A	Analysis Date:	10/25/10 10:28 AM	Prep Date:	

Analyte	Result	RL	SPK value	Ref Val	%REC	LowLimit	HighLimit	%RPD	RPD Limit	Qual
1,1,1-Trichloroethane	0.0437	0.00500	0.0464	0	94.2	70	130			
1,1,2,2-Tetrachloroethane	0.0380	0.00500	0.0464	0	81.9	70	130			
1,1,2-Trichloroethane	0.0463	0.00500	0.0464	0	99.8	70	130			
1,1,2-Trichlorotrifluoroethane	0.0468	0.0150	0.0464	0	101	70	130			
1,1-Dichloroethane	0.0461	0.00500	0.0464	0	99.4	70	130			
1,1-Dichloroethene	0.0484	0.00500	0.0464	0	104	80	120			
1,2,4-Trichlorobenzene	0.0439	0.00500	0.0464	0	94.6	70	130			
1,2-Dibromo-3-chloropropane	0.0423	0.00500	0.0464	0	91.2	70	130			
1,2-Dibromoethane	0.0440	0.00500	0.0464	0	94.9	70	130			
1,2-Dichlorobenzene	0.0436	0.00500	0.0464	0	94.0	70	130			
1,2-Dichloroethane	0.0418	0.00500	0.0464	0	90.2	70	130			
1,2-Dichloropropane	0.0461	0.00500	0.0464	0	99.4	80	120			
1,3-Dichlorobenzene	0.0442	0.00500	0.0464	0	95.3	70	130			
1,4-Dichlorobenzene	0.0445	0.00500	0.0464	0	95.9	70	130			
2-Butanone	0.118	0.0150	0.116	0	101	70	130			
2-Hexanone	0.110	0.0150	0.116	0	95.2	70	130			
4-Methyl-2-pentanone	0.112	0.0150	0.116	0	96.2	70	130			
Acetone	0.110	0.0500	0.116	0	94.7	70	130			
Benzene	0.0461	0.00500	0.0464	0	99.3	70	130			
Bromodichloromethane	0.0439	0.00500	0.0464	0	94.5	70	130			
Bromoform	0.0412	0.00500	0.0464	0	88.8	70	130			
Bromomethane	0.0475	0.00500	0.0464	0	102	70	130			
Carbon disulfide	0.0445	0.00500	0.0464	0	96.0	70	130			
Carbon tetrachloride	0.0428	0.00500	0.0464	0	92.2	70	130			
Chlorobenzene	0.0444	0.00500	0.0464	0	95.6	70	130			
Chloroethane	0.0483	0.00500	0.0464	0	104	70	130			
Chloroform	0.0439	0.00500	0.0464	0	94.5	80	120			
Chloromethane	0.0460	0.00500	0.0464	0	99.1	70	130			
cis-1,2-Dichloroethene	0.0470	0.00500	0.0464	0	101	70	130			
cis-1,3-Dichloropropene	0.0466	0.00500	0.0464	0	100	70	130			
Cyclohexane	0.0468	0.0150	0.0464	0	101	70	130			N
Dibromochloromethane	0.0426	0.00500	0.0464	0	91.7	70	130			
Dichlorodifluoromethane	0.0419	0.00500	0.0464	0	90.4	70	130			
Ethylbenzene	0.0446	0.00500	0.0464	0	96.2	80	120			
Isopropylbenzene	0.0438	0.00500	0.0464	0	94.5	70	130			
m,p-Xylene	0.0906	0.00500	0.0928	0	97.6	70	130			
Methyl Acetate	0.0448	0.0150	0.0464	0	96.4	70	130			
Methyl tert-butyl ether	0.0467	0.00500	0.0464	0	101	70	130			
Methylcyclohexane	0.0467	0.0150	0.0464	0	101	70	130			
Methylene chloride	0.0476	0.00500	0.0464	0	103	70	130			
o-Xylene	0.0452	0.00500	0.0464	0	97.3	70	130			
Styrene	0.0435	0.00500	0.0464	0	93.7	70	130			
Tetrachloroethene	0.0453	0.00500	0.0464	0	97.7	70	130			
Toluene	0.0456	0.00500	0.0464	0	98.2	80	120			

Qualifiers:

B	Analyte detected in the associated Method Blank	R	RPD outside accepted control limits
DF	Dilution Factor	RL	Reporting Limit
J	Analyte detected between MDL and RL	S	Spike Recovery outside control limits
MDL	Method Detection Limit	J	Analyte detected between SDL and RL
ND	Not Detected at the Method Detection Limit	N	Parameter not NELAC certified

CLIENT: Geo Strata Environmental Consultants
Work Order: 1010173
Project: Hillcrest CEI

ANALYTICAL QC SUMMARY REPORT

RunID: GCMS1_101025A

trans-1,2-Dichloroethene	0.0476	0.00500	0.0464	0	103	70	130
trans-1,3-Dichloropropene	0.0446	0.00500	0.0464	0	96.1	70	130
Trichloroethene	0.0487	0.00500	0.0464	0	105	70	130
Trichlorofluoromethane	0.0445	0.0150	0.0464	0	95.9	70	130
Vinyl chloride	0.0467	0.00500	0.0464	0	101	80	120
Surr: 1,2-Dichloroethane-d4	46.1		50.00		92.1	52	149
Surr: 4-Bromofluorobenzene	49.5		50.00		99.0	84	118
Surr: Dibromofluoromethane	49.1		50.00		98.2	65	135
Surr: Toluene-d8	48.6		50.00		97.2	84	116

Qualifiers:				
	B	Analyte detected in the associated Method Blank	R	RPD outside accepted control limits
	DF	Dilution Factor	RL	Reporting Limit
	J	Analyte detected between MDL and RL	S	Spike Recovery outside control limits
	MDL	Method Detection Limit	J	Analyte detected between SDL and RL
	ND	Not Detected at the Method Detection Limit	N	Parameter not NELAC certified

CLIENT: Geo Strata Environmental Consultants
Work Order: 1010173
Project: Hillcrest CEI

ANALYTICAL QC SUMMARY REPORT

RunID: GCMS1_101026B

Sample ID:	SYS BL-43565	Batch ID:	43565	TestNo:	SW8260B	Units:	mg/Kg
SampType:	MBLK	Run ID:	GCMS1_101026B	Analysis Date:	10/26/10 04:26 PM	Prep Date:	10/25/10

Analyte	Result	RL	SPK value	Ref Val	%REC	LowLimit	HighLimit	%RPD	RPD Limit	Qual
1,1,1-Trichloroethane	<0.00100	0.00500								
1,1,2,2-Tetrachloroethane	<0.00100	0.00500								
1,1,2-Trichloroethane	<0.00100	0.00500								
1,1,2-Trichlorotrifluoroethane	<0.00500	0.0150								
1,1-Dichloroethane	<0.00100	0.00500								
1,1-Dichloroethene	<0.00100	0.00500								
1,2,4-Trichlorobenzene	<0.00100	0.00500								
1,2-Dibromo-3-chloropropane	<0.00100	0.00500								
1,2-Dibromoethane	<0.00100	0.00500								
1,2-Dichlorobenzene	<0.00100	0.00500								
1,2-Dichloroethane	<0.00100	0.00500								
1,2-Dichloropropane	<0.00100	0.00500								
1,3-Dichlorobenzene	<0.00100	0.00500								
1,4-Dichlorobenzene	<0.00100	0.00500								
2-Butanone	<0.00500	0.0150								
2-Hexanone	<0.00500	0.0150								
4-Methyl-2-pentanone	<0.00500	0.0150								
Acetone	<0.0150	0.0500								
Benzene	<0.00100	0.00500								
Bromodichloromethane	<0.00100	0.00500								
Bromoform	<0.00100	0.00500								
Bromomethane	<0.00100	0.00500								
Carbon disulfide	<0.00100	0.00500								
Carbon tetrachloride	<0.00100	0.00500								
Chlorobenzene	<0.00100	0.00500								
Chloroethane	<0.00100	0.00500								
Chloroform	<0.00100	0.00500								
Chloromethane	<0.00100	0.00500								
cis-1,2-Dichloroethene	<0.00100	0.00500								
cis-1,3-Dichloropropene	<0.00100	0.00500								
Cyclohexane	<0.00500	0.0150								N
Dibromochloromethane	<0.00100	0.00500								
Dichlorodifluoromethane	<0.00100	0.00500								
Ethylbenzene	<0.00100	0.00500								
Isopropylbenzene	<0.00100	0.00500								
m,p-Xylene	<0.00100	0.00500								
Methyl Acetate	<0.00500	0.0150								
Methyl tert-butyl ether	<0.00100	0.00500								
Methylcyclohexane	<0.00500	0.0150								
Methylene chloride	<0.00500	0.00500								
o-Xylene	<0.00100	0.00500								
Styrene	<0.00100	0.00500								
Tetrachloroethene	<0.00100	0.00500								
Toluene	<0.00100	0.00500								

Qualifiers:				
	B	Analyte detected in the associated Method Blank	R	RPD outside accepted control limits
	DF	Dilution Factor	RL	Reporting Limit
	J	Analyte detected between MDL and RL	S	Spike Recovery outside control limits
	MDL	Method Detection Limit	J	Analyte detected between SDL and RL
	ND	Not Detected at the Method Detection Limit	N	Parameter not NELAC certified

CLIENT: Geo Strata Environmental Consultants
Work Order: 1010173
Project: Hillcrest CEI

ANALYTICAL QC SUMMARY REPORT

RunID: GCMS1_101026B

trans-1,2-Dichloroethene	<0.00100	0.00500				
trans-1,3-Dichloropropene	<0.00100	0.00500				
Trichloroethene	<0.00100	0.00500				
Trichlorofluoromethane	<0.00500	0.0150				
Vinyl chloride	<0.00100	0.00500				
Surr: 1,2-Dichloroethane-d4	40.6		50.00	81.3	52	149
Surr: 4-Bromofluorobenzene	51.9		50.00	104	84	118
Surr: Dibromofluoromethane	42.8		50.00	85.6	65	135
Surr: Toluene-d8	49.0		50.00	98.0	84	116

Sample ID:	1010173-10AMS	Batch ID:	43565	TestNo:	SW8260B	Units:	mg/Kg-dry
SampType:	MS	Run ID:	GCMS1_101026B	Analysis Date:	10/26/10 06:35 PM	Prep Date:	10/25/10

Analyte	Result	RL	SPK value	Ref Val	%REC	LowLimit	HighLimit	%RPD	RPD Limit	Qual
1,1,1-Trichloroethane	0.0160	0.00483	0.0224	0	71.6	68	130			
1,1,2,2-Tetrachloroethane	0.0200	0.00483	0.0224	0	89.5	59	140			
1,1,2-Trichloroethane	0.0220	0.00483	0.0224	0	98.1	62	127			
1,1,2-Trichlorotrifluoroethane	0.0137	0.0145	0.0224	0	61.3	57	135			
1,1-Dichloroethane	0.0195	0.00483	0.0224	0	87.0	73	125			
1,1-Dichloroethene	0.0151	0.00483	0.0224	0	67.5	65	136			
1,2,4-Trichlorobenzene	0.0176	0.00483	0.0224	0	78.4	65	131			
1,2-Dibromo-3-chloropropane	0.0212	0.00483	0.0224	0	94.7	49	135			
1,2-Dibromoethane	0.0193	0.00483	0.0224	0	86.2	70	124			
1,2-Dichlorobenzene	0.0188	0.00483	0.0224	0	83.8	74	120			
1,2-Dichloroethane	0.0173	0.00483	0.0224	0	77.1	72	137			
1,2-Dichloropropane	0.0206	0.00483	0.0224	0	92.2	71	120			
1,3-Dichlorobenzene	0.0186	0.00483	0.0224	0	83.1	72	124			
1,4-Dichlorobenzene	0.0187	0.00483	0.0224	0	83.3	72	125			
2-Butanone	0.0698	0.0145	0.0560	0	125	60	135			
2-Hexanone	0.0665	0.0145	0.0560	0	119	50	150			
4-Methyl-2-pentanone	0.0660	0.0145	0.0560	0	118	60	135			
Acetone	0.0663	0.0483	0.0560	0	118	40	141			
Benzene	0.0207	0.00483	0.0224	0	92.5	73	126			
Bromodichloromethane	0.0163	0.00483	0.0224	0	72.9	72	128			
Bromoform	0.0166	0.00483	0.0224	0	74.3	66	137			
Bromomethane	0.0154	0.00483	0.0224	0	68.8	45	141			
Carbon disulfide	0.0144	0.00483	0.0224	0	64.1	50	150			
Carbon tetrachloride	0.0151	0.00483	0.0224	0	67.4	67	133			
Chlorobenzene	0.0187	0.00483	0.0224	0	83.7	75	123			
Chloroethane	0.0169	0.00483	0.0224	0	75.3	41	141			
Chloroform	0.0172	0.00483	0.0224	0	76.6	72	124			
Chloromethane	0.0219	0.00483	0.0224	0	97.8	51	129			
cis-1,2-Dichloroethene	0.0194	0.00483	0.0224	0	86.7	67	125			
cis-1,3-Dichloropropene	0.0190	0.00483	0.0224	0	84.7	72	126			
Cyclohexane	0.0211	0.0145	0.0224	0	94.3	40	158			N
Dibromochloromethane	0.0158	0.00483	0.0224	0	70.4	66	130			
Dichlorodifluoromethane	0.0163	0.00483	0.0224	0	72.8	34	136			
Ethylbenzene	0.0193	0.00483	0.0224	0	86.2	74	127			

Qualifiers:

B	Analyte detected in the associated Method Blank	R	RPD outside accepted control limits
DF	Dilution Factor	RL	Reporting Limit
J	Analyte detected between MDL and RL	S	Spike Recovery outside control limits
MDL	Method Detection Limit	J	Analyte detected between SDL and RL
ND	Not Detected at the Method Detection Limit	N	Parameter not NELAC certified

CLIENT: Geo Strata Environmental Consultants
Work Order: 1010173
Project: Hillcrest CEI

ANALYTICAL QC SUMMARY REPORT

RunID: GCMS1_101026B

Isopropylbenzene	0.0184	0.00483	0.0224	0	81.9	77	129
m,p-Xylene	0.0383	0.00483	0.0448	0	85.5	79	126
Methyl Acetate	0.0249	0.0145	0.0224	0	111	50	150
Methyl tert-butyl ether	0.0194	0.00483	0.0224	0	86.6	50	135
Methylcyclohexane	0.0213	0.0145	0.0224	0	95.0	50	150
Methylene chloride	0.0163	0.00483	0.0224	0	72.8	63	137
o-Xylene	0.0190	0.00483	0.0224	0	85.0	77	125
Styrene	0.0181	0.00483	0.0224	0	80.9	74	128
Tetrachloroethene	0.0177	0.00483	0.0224	0	79.1	67	139
Toluene	0.0206	0.00483	0.0224	0	91.8	71	127
trans-1,2-Dichloroethene	0.0189	0.00483	0.0224	0	84.5	66	134
trans-1,3-Dichloropropene	0.0184	0.00483	0.0224	0	82.1	65	127
Trichloroethene	0.0205	0.00483	0.0224	0	91.4	77	124
Trichlorofluoromethane	0.0127	0.0145	0.0224	0	56.6	49	139
Vinyl chloride	0.0182	0.00483	0.0224	0	81.2	58	126
Surr: 1,2-Dichloroethane-d4	45.0		48.27		93.3	52	149
Surr: 4-Bromofluorobenzene	48.2		48.27		99.8	84	118
Surr: Dibromofluoromethane	42.6		48.27		88.3	65	135
Surr: Toluene-d8	47.5		48.27		98.3	84	116

Sample ID:	1010173-10AMSD	Batch ID:	43565	TestNo:	SW8260B	Units:	mg/Kg-dry
SampType:	MSD	Run ID:	GCMS1_101026B	Analysis Date:	10/26/10 07:08 PM	Prep Date:	10/25/10

Analyte	Result	RL	SPK value	Ref Val	%REC	LowLimit	HighLimit	%RPD	RPD Limit	Qual
1,1,1-Trichloroethane	0.0165	0.00503	0.0234	0	70.6	68	130	2.82	30	
1,1,2,2-Tetrachloroethane	0.0195	0.00503	0.0234	0	83.6	59	140	2.61	30	
1,1,2-Trichloroethane	0.0220	0.00503	0.0234	0	94.3	62	127	0.270	30	
1,1,2-Trichlorotrifluoroethane	0.0144	0.0151	0.0234	0	61.7	57	135	4.84	30	
1,1-Dichloroethane	0.0195	0.00503	0.0234	0	83.4	73	125	0.014	30	
1,1-Dichloroethene	0.0156	0.00503	0.0234	0	67.0	65	136	3.51	30	
1,2,4-Trichlorobenzene	0.0181	0.00503	0.0234	0	77.6	65	131	3.22	30	
1,2-Dibromo-3-chloropropane	0.0213	0.00503	0.0234	0	91.0	49	135	0.223	30	
1,2-Dibromoethane	0.0202	0.00503	0.0234	0	86.4	70	124	4.41	30	
1,2-Dichlorobenzene	0.0197	0.00503	0.0234	0	84.2	74	120	4.68	30	
1,2-Dichloroethane	0.0170	0.00503	0.0234	0	73.0	72	137	1.24	30	
1,2-Dichloropropane	0.0211	0.00503	0.0234	0	90.5	71	120	2.37	30	
1,3-Dichlorobenzene	0.0193	0.00503	0.0234	0	82.7	72	124	3.69	30	
1,4-Dichlorobenzene	0.0194	0.00503	0.0234	0	83.2	72	125	4.11	30	
2-Butanone	0.0673	0.0151	0.0584	0	115	60	135	3.68	30	
2-Hexanone	0.0673	0.0151	0.0584	0	115	50	150	1.24	30	
4-Methyl-2-pentanone	0.0683	0.0151	0.0584	0	117	60	135	3.45	30	
Acetone	0.0679	0.0503	0.0584	0	116	40	141	2.36	30	
Benzene	0.0210	0.00503	0.0234	0	89.8	73	126	1.19	30	
Bromodichloromethane	0.0169	0.00503	0.0234	0	72.4	72	128	3.44	30	
Bromoform	0.0176	0.00503	0.0234	0	75.5	66	137	5.88	30	
Bromomethane	0.0160	0.00503	0.0234	0	68.6	45	141	3.90	30	
Carbon disulfide	0.0150	0.00503	0.0234	0	64.1	50	150	4.15	30	
Carbon tetrachloride	0.0152	0.00503	0.0234	0	64.9	67	133	0.433	30	S

Qualifiers:

B	Analyte detected in the associated Method Blank	R	RPD outside accepted control limits
DF	Dilution Factor	RL	Reporting Limit
J	Analyte detected between MDL and RL	S	Spike Recovery outside control limits
MDL	Method Detection Limit	J	Analyte detected between SDL and RL
ND	Not Detected at the Method Detection Limit	N	Parameter not NELAC certified

CLIENT: Geo Strata Environmental Consultants
Work Order: 1010173
Project: Hillcrest CEI

ANALYTICAL QC SUMMARY REPORT

RunID: GCMS1_101026B

Chlorobenzene	0.0198	0.00503	0.0234	0	84.9	75	123	5.59	30	
Chloroethane	0.0170	0.00503	0.0234	0	73.0	41	141	1.07	30	
Chloroform	0.0176	0.00503	0.0234	0	75.4	72	124	2.63	30	
Chloromethane	0.0211	0.00503	0.0234	0	90.5	51	129	3.57	30	
cis-1,2-Dichloroethene	0.0199	0.00503	0.0234	0	85.2	67	125	2.41	30	
cis-1,3-Dichloropropene	0.0193	0.00503	0.0234	0	82.5	72	126	1.58	30	
Cyclohexane	0.0213	0.0151	0.0234	0	91.2	40	158	0.869	30	N
Dibromochloromethane	0.0169	0.00503	0.0234	0	72.4	66	130	6.93	30	
Dichlorodifluoromethane	0.0165	0.00503	0.0234	0	70.4	34	136	0.845	30	
Ethylbenzene	0.0204	0.00503	0.0234	0	87.4	74	127	5.55	30	
Isopropylbenzene	0.0192	0.00503	0.0234	0	82.1	77	129	4.37	30	
m,p-Xylene	0.0404	0.00503	0.0467	0	86.5	79	126	5.42	30	
Methyl Acetate	0.0244	0.0151	0.0234	0	104	50	150	1.91	30	
Methyl tert-butyl ether	0.0195	0.00503	0.0234	0	83.5	50	135	0.615	30	
Methylcyclohexane	0.0217	0.0151	0.0234	0	92.9	50	150	1.97	30	
Methylene chloride	0.0179	0.00503	0.0234	0	76.7	63	137	9.46	30	
o-Xylene	0.0200	0.00503	0.0234	0	85.7	77	125	5.02	30	
Styrene	0.0191	0.00503	0.0234	0	81.6	74	128	5.17	30	
Tetrachloroethene	0.0189	0.00503	0.0234	0	80.7	67	139	6.32	30	
Toluene	0.0210	0.00503	0.0234	0	90.1	71	127	2.37	30	
trans-1,2-Dichloroethene	0.0196	0.00503	0.0234	0	84.1	66	134	3.75	30	
trans-1,3-Dichloropropene	0.0190	0.00503	0.0234	0	81.2	65	127	3.11	30	
Trichloroethene	0.0219	0.00503	0.0234	0	93.9	77	124	6.86	30	
Trichlorofluoromethane	0.0131	0.0151	0.0234	0	56.1	49	139	3.37	30	
Vinyl chloride	0.0168	0.00503	0.0234	0	71.7	58	126	8.15	30	
Surr: 1,2-Dichloroethane-d4	44.3		50.35		88.0	52	149	0	0	
Surr: 4-Bromofluorobenzene	50.6		50.35		101	84	118	0	0	
Surr: Dibromofluoromethane	43.4		50.35		86.2	65	135	0	0	
Surr: Toluene-d8	49.2		50.35		97.8	84	116	0	0	

Qualifiers:

B	Analyte detected in the associated Method Blank	R	RPD outside accepted control limits
DF	Dilution Factor	RL	Reporting Limit
J	Analyte detected between MDL and RL	S	Spike Recovery outside control limits
MDL	Method Detection Limit	J	Analyte detected between SDL and RL
ND	Not Detected at the Method Detection Limit	N	Parameter not NELAC certified

CLIENT: Geo Strata Environmental Consultants
Work Order: 1010173
Project: Hillcrest CEI

ANALYTICAL QC SUMMARY REPORT

RunID: GCMS1_101026B

Sample ID:	ICV-101026	Batch ID:	R51987		TestNo:		SW8260B		Units:		mg/Kg
SampType:	ICV	Run ID:	GCMS1_101026B		Analysis Date:		10/26/10 02:38 PM		Prep Date:		
Analyte		Result	RL	SPK value	Ref Val	%REC	LowLimit	HighLimit	%RPD	RPD Limit	Qual
1,1,1-Trichloroethane		0.0396	0.00500	0.0464	0	85.4	70	130			
1,1,2,2-Tetrachloroethane		0.0385	0.00500	0.0464	0	83.0	70	130			
1,1,2-Trichloroethane		0.0475	0.00500	0.0464	0	102	70	130			
1,1,2-Trichlorotrifluoroethane		0.0411	0.0150	0.0464	0	88.6	70	130			
1,1-Dichloroethane		0.0458	0.00500	0.0464	0	98.7	70	130			
1,1-Dichloroethene		0.0465	0.00500	0.0464	0	100	80	120			
1,2,4-Trichlorobenzene		0.0402	0.00500	0.0464	0	86.7	70	130			
1,2-Dibromo-3-chloropropane		0.0389	0.00500	0.0464	0	83.9	70	130			
1,2-Dibromoethane		0.0423	0.00500	0.0464	0	91.1	70	130			
1,2-Dichlorobenzene		0.0441	0.00500	0.0464	0	95.0	70	130			
1,2-Dichloroethane		0.0396	0.00500	0.0464	0	85.3	70	130			
1,2-Dichloropropane		0.0481	0.00500	0.0464	0	104	80	120			
1,3-Dichlorobenzene		0.0454	0.00500	0.0464	0	97.8	70	130			
1,4-Dichlorobenzene		0.0454	0.00500	0.0464	0	97.9	70	130			
2-Butanone		0.122	0.0150	0.116	0	105	70	130			
2-Hexanone		0.109	0.0150	0.116	0	94.0	70	130			
4-Methyl-2-pentanone		0.121	0.0150	0.116	0	104	70	130			
Acetone		0.122	0.0500	0.116	0	105	70	130			
Benzene		0.0486	0.00500	0.0464	0	105	70	130			
Bromodichloromethane		0.0394	0.00500	0.0464	0	84.8	70	130			
Bromoform		0.0378	0.00500	0.0464	0	81.4	70	130			
Bromomethane		0.0449	0.00500	0.0464	0	96.8	70	130			
Carbon disulfide		0.0450	0.00500	0.0464	0	97.1	70	130			
Carbon tetrachloride		0.0372	0.00500	0.0464	0	80.1	70	130			
Chlorobenzene		0.0463	0.00500	0.0464	0	99.8	70	130			
Chloroethane		0.0488	0.00500	0.0464	0	105	70	130			
Chloroform		0.0408	0.00500	0.0464	0	87.9	80	120			
Chloromethane		0.0464	0.00500	0.0464	0	100	70	130			
cis-1,2-Dichloroethene		0.0459	0.00500	0.0464	0	98.9	70	130			
cis-1,3-Dichloropropene		0.0445	0.00500	0.0464	0	95.9	70	130			
Cyclohexane		0.0483	0.0150	0.0464	0	104	70	130			N
Dibromochloromethane		0.0384	0.00500	0.0464	0	82.7	70	130			
Dichlorodifluoromethane		0.0332	0.00500	0.0464	0	71.5	70	130			
Ethylbenzene		0.0477	0.00500	0.0464	0	103	80	120			
Isopropylbenzene		0.0461	0.00500	0.0464	0	99.4	70	130			
m,p-Xylene		0.0949	0.00500	0.0928	0	102	70	130			
Methyl Acetate		0.0467	0.0150	0.0464	0	101	70	130			
Methyl tert-butyl ether		0.0425	0.00500	0.0464	0	91.6	70	130			
Methylcyclohexane		0.0498	0.0150	0.0464	0	107	70	130			
Methylene chloride		0.0433	0.00500	0.0464	0	93.4	70	130			
o-Xylene		0.0462	0.00500	0.0464	0	99.5	70	130			
Styrene		0.0452	0.00500	0.0464	0	97.3	70	130			
Tetrachloroethene		0.0442	0.00500	0.0464	0	95.3	70	130			
Toluene		0.0484	0.00500	0.0464	0	104	80	120			

Qualifiers:

B	Analyte detected in the associated Method Blank	R	RPD outside accepted control limits
DF	Dilution Factor	RL	Reporting Limit
J	Analyte detected between MDL and RL	S	Spike Recovery outside control limits
MDL	Method Detection Limit	J	Analyte detected between SDL and RL
ND	Not Detected at the Method Detection Limit	N	Parameter not NELAC certified

CLIENT: Geo Strata Environmental Consultants
Work Order: 1010173
Project: Hillcrest CEI

ANALYTICAL QC SUMMARY REPORT

RunID: GCMS1_101026B

trans-1,2-Dichloroethene	0.0466	0.00500	0.0464	0	100	70	130
trans-1,3-Dichloropropene	0.0420	0.00500	0.0464	0	90.5	70	130
Trichloroethene	0.0487	0.00500	0.0464	0	105	70	130
Trichlorofluoromethane	0.0349	0.0150	0.0464	0	75.3	70	130
Vinyl chloride	0.0456	0.00500	0.0464	0	98.3	80	120
Surr: 1,2-Dichloroethane-d4	41.0		50.00		82.0	52	149
Surr: 4-Bromofluorobenzene	50.8		50.00		102	84	118
Surr: Dibromofluoromethane	43.3		50.00		86.6	65	135
Surr: Toluene-d8	50.2		50.00		100	84	116

Qualifiers:

B	Analyte detected in the associated Method Blank	R	RPD outside accepted control limits
DF	Dilution Factor	RL	Reporting Limit
J	Analyte detected between MDL and RL	S	Spike Recovery outside control limits
MDL	Method Detection Limit	J	Analyte detected between SDL and RL
ND	Not Detected at the Method Detection Limit	N	Parameter not NELAC certified

CLIENT: Geo Strata Environmental Consultants
Work Order: 1010173
Project: Hillcrest CEI

ANALYTICAL QC SUMMARY REPORT

RunID: GCMS1_101027A

Sample ID:	SYS BL-43565	Batch ID:	43565	TestNo:	SW8260B	Units:	mg/Kg
SampType:	MBLK	Run ID:	GCMS1_101027A	Analysis Date:	10/27/10 02:11 PM	Prep Date:	

Analyte	Result	RL	SPK value	Ref Val	%REC	LowLimit	HighLimit	%RPD	RPD Limit	Qual
1,1,1-Trichloroethane	<0.00100	0.00500								
1,1,2,2-Tetrachloroethane	<0.00100	0.00500								
1,1,2-Trichloroethane	<0.00100	0.00500								
1,1,2-Trichlorotrifluoroethane	<0.00500	0.0150								
1,1-Dichloroethane	<0.00100	0.00500								
1,1-Dichloroethene	<0.00100	0.00500								
1,2,4-Trichlorobenzene	<0.00100	0.00500								
1,2-Dibromo-3-chloropropane	<0.00100	0.00500								
1,2-Dibromoethane	<0.00100	0.00500								
1,2-Dichlorobenzene	<0.00100	0.00500								
1,2-Dichloroethane	<0.00100	0.00500								
1,2-Dichloropropane	<0.00100	0.00500								
1,3-Dichlorobenzene	<0.00100	0.00500								
1,4-Dichlorobenzene	<0.00100	0.00500								
2-Butanone	<0.00500	0.0150								
2-Hexanone	<0.00500	0.0150								
4-Methyl-2-pentanone	<0.00500	0.0150								
Acetone	<0.0150	0.0500								
Benzene	<0.00100	0.00500								
Bromodichloromethane	<0.00100	0.00500								
Bromoform	<0.00100	0.00500								
Bromomethane	<0.00100	0.00500								
Carbon disulfide	<0.00100	0.00500								
Carbon tetrachloride	<0.00100	0.00500								
Chlorobenzene	<0.00100	0.00500								
Chloroethane	<0.00100	0.00500								
Chloroform	<0.00100	0.00500								
Chloromethane	<0.00100	0.00500								
cis-1,2-Dichloroethene	<0.00100	0.00500								
cis-1,3-Dichloropropene	<0.00100	0.00500								
Cyclohexane	<0.00500	0.0150								N
Dibromochloromethane	<0.00100	0.00500								
Dichlorodifluoromethane	<0.00100	0.00500								
Ethylbenzene	<0.00100	0.00500								
Isopropylbenzene	<0.00100	0.00500								
m,p-Xylene	<0.00100	0.00500								
Methyl Acetate	<0.00500	0.0150								
Methyl tert-butyl ether	<0.00100	0.00500								
Methylcyclohexane	<0.00500	0.0150								
Methylene chloride	<0.00500	0.00500								
o-Xylene	<0.00100	0.00500								
Styrene	<0.00100	0.00500								
Tetrachloroethene	<0.00100	0.00500								
Toluene	<0.00100	0.00500								

Qualifiers:				
	B	Analyte detected in the associated Method Blank	R	RPD outside accepted control limits
	DF	Dilution Factor	RL	Reporting Limit
	J	Analyte detected between MDL and RL	S	Spike Recovery outside control limits
	MDL	Method Detection Limit	J	Analyte detected between SDL and RL
	ND	Not Detected at the Method Detection Limit	N	Parameter not NELAC certified

CLIENT: Geo Strata Environmental Consultants
Work Order: 1010173
Project: Hillcrest CEI

ANALYTICAL QC SUMMARY REPORT

RunID: GCMS1_101027A

trans-1,2-Dichloroethene	<0.00100	0.00500				
trans-1,3-Dichloropropene	<0.00100	0.00500				
Trichloroethene	<0.00100	0.00500				
Trichlorofluoromethane	<0.00500	0.0150				
Vinyl chloride	<0.00100	0.00500				
Surr: 1,2-Dichloroethane-d4	37.4		50.00	74.9	52	149
Surr: 4-Bromofluorobenzene	48.0		50.00	96.1	84	118
Surr: Dibromofluoromethane	43.0		50.00	86.0	65	135
Surr: Toluene-d8	49.4		50.00	98.8	84	116

Qualifiers:				
	B	Analyte detected in the associated Method Blank	R	RPD outside accepted control limits
	DF	Dilution Factor	RL	Reporting Limit
	J	Analyte detected between MDL and RL	S	Spike Recovery outside control limits
	MDL	Method Detection Limit	J	Analyte detected between SDL and RL
	ND	Not Detected at the Method Detection Limit	N	Parameter not NELAC certified

CLIENT: Geo Strata Environmental Consultants
Work Order: 1010173
Project: Hillcrest CEI

ANALYTICAL QC SUMMARY REPORT

RunID: GCMS1_101027A

Sample ID:	ICV-101027	Batch ID:	R51994		TestNo:		SW8260B		Units:		mg/Kg
SampType:	ICV	Run ID:	GCMS1_101027A		Analysis Date:		10/27/10 12:07 PM		Prep Date:		
Analyte		Result	RL	SPK value	Ref Val	%REC	LowLimit	HighLimit	%RPD	RPD Limit	Qual
1,1,1-Trichloroethane		0.0387	0.00500	0.0464	0	83.4	70	130			
1,1,2,2-Tetrachloroethane		0.0383	0.00500	0.0464	0	82.6	70	130			
1,1,2-Trichloroethane		0.0461	0.00500	0.0464	0	99.4	70	130			
1,1,2-Trichlorotrifluoroethane		0.0465	0.0150	0.0464	0	100	70	130			
1,1-Dichloroethane		0.0466	0.00500	0.0464	0	100	70	130			
1,1-Dichloroethene		0.0525	0.00500	0.0464	0	113	80	120			
1,2,4-Trichlorobenzene		0.0411	0.00500	0.0464	0	88.5	70	130			
1,2-Dibromo-3-chloropropane		0.0359	0.00500	0.0464	0	77.3	70	130			
1,2-Dibromoethane		0.0428	0.00500	0.0464	0	92.2	70	130			
1,2-Dichlorobenzene		0.0433	0.00500	0.0464	0	93.3	70	130			
1,2-Dichloroethane		0.0355	0.00500	0.0464	0	76.6	70	130			
1,2-Dichloropropane		0.0492	0.00500	0.0464	0	106	80	120			
1,3-Dichlorobenzene		0.0450	0.00500	0.0464	0	96.9	70	130			
1,4-Dichlorobenzene		0.0451	0.00500	0.0464	0	97.2	70	130			
2-Butanone		0.122	0.0150	0.116	0	105	70	130			
2-Hexanone		0.104	0.0150	0.116	0	89.8	70	130			
4-Methyl-2-pentanone		0.113	0.0150	0.116	0	97.5	70	130			
Acetone		0.121	0.0500	0.116	0	104	70	130			
Benzene		0.0497	0.00500	0.0464	0	107	70	130			
Bromodichloromethane		0.0386	0.00500	0.0464	0	83.1	70	130			
Bromoform		0.0384	0.00500	0.0464	0	82.7	70	130			
Bromomethane		0.0503	0.00500	0.0464	0	108	70	130			
Carbon disulfide		0.0511	0.00500	0.0464	0	110	70	130			
Carbon tetrachloride		0.0366	0.00500	0.0464	0	79.0	70	130			
Chlorobenzene		0.0454	0.00500	0.0464	0	97.8	70	130			
Chloroethane		0.0560	0.00500	0.0464	0	121	70	130			
Chloroform		0.0408	0.00500	0.0464	0	87.8	80	120			
Chloromethane		0.0541	0.00500	0.0464	0	117	70	130			
cis-1,2-Dichloroethene		0.0484	0.00500	0.0464	0	104	70	130			
cis-1,3-Dichloropropene		0.0450	0.00500	0.0464	0	96.9	70	130			
Cyclohexane		0.0512	0.0150	0.0464	0	110	70	130			N
Dibromochloromethane		0.0381	0.00500	0.0464	0	82.1	70	130			
Dichlorodifluoromethane		0.0393	0.00500	0.0464	0	84.7	70	130			
Ethylbenzene		0.0467	0.00500	0.0464	0	101	80	120			
Isopropylbenzene		0.0441	0.00500	0.0464	0	95.0	70	130			
m,p-Xylene		0.0945	0.00500	0.0928	0	102	70	130			
Methyl Acetate		0.0458	0.0150	0.0464	0	98.6	70	130			
Methyl tert-butyl ether		0.0433	0.00500	0.0464	0	93.2	70	130			
Methylcyclohexane		0.0485	0.0150	0.0464	0	105	70	130			
Methylene chloride		0.0474	0.00500	0.0464	0	102	70	130			
o-Xylene		0.0462	0.00500	0.0464	0	99.5	70	130			
Styrene		0.0447	0.00500	0.0464	0	96.4	70	130			
Tetrachloroethene		0.0452	0.00500	0.0464	0	97.3	70	130			
Toluene		0.0488	0.00500	0.0464	0	105	80	120			

Qualifiers:				
	B	Analyte detected in the associated Method Blank	R	RPD outside accepted control limits
	DF	Dilution Factor	RL	Reporting Limit
	J	Analyte detected between MDL and RL	S	Spike Recovery outside control limits
	MDL	Method Detection Limit	J	Analyte detected between SDL and RL
	ND	Not Detected at the Method Detection Limit	N	Parameter not NELAC certified

CLIENT: Geo Strata Environmental Consultants
Work Order: 1010173
Project: Hillcrest CEI

ANALYTICAL QC SUMMARY REPORT

RunID: GCMS1_101027A

trans-1,2-Dichloroethene	0.0493	0.00500	0.0464	0	106	70	130
trans-1,3-Dichloropropene	0.0416	0.00500	0.0464	0	89.6	70	130
Trichloroethene	0.0500	0.00500	0.0464	0	108	70	130
Trichlorofluoromethane	0.0373	0.0150	0.0464	0	80.3	70	130
Vinyl chloride	0.0522	0.00500	0.0464	0	112	80	120
Surr: 1,2-Dichloroethane-d4	38.2		50.00		76.3	52	149
Surr: 4-Bromofluorobenzene	47.0		50.00		93.9	84	118
Surr: Dibromofluoromethane	43.0		50.00		86.1	65	135
Surr: Toluene-d8	48.9		50.00		97.8	84	116

Qualifiers:				
	B	Analyte detected in the associated Method Blank	R	RPD outside accepted control limits
	DF	Dilution Factor	RL	Reporting Limit
	J	Analyte detected between MDL and RL	S	Spike Recovery outside control limits
	MDL	Method Detection Limit	J	Analyte detected between SDL and RL
	ND	Not Detected at the Method Detection Limit	N	Parameter not NELAC certified

CLIENT: Geo Strata Environmental Consultants
Work Order: 1010173
Project: Hillcrest CEI

ANALYTICAL QC SUMMARY REPORT

RunID: GCMS1_101029A

Sample ID:	SYS BL-43565	Batch ID:	43565	TestNo:	SW8260B	Units:	mg/Kg
SampType:	MBLK	Run ID:	GCMS1_101029A	Analysis Date:	10/29/10 04:10 PM	Prep Date:	

Analyte	Result	RL	SPK value	Ref Val	%REC	LowLimit	HighLimit	%RPD	RPD Limit	Qual
1,1,1-Trichloroethane	<0.00100	0.00500								
1,1,2,2-Tetrachloroethane	<0.00100	0.00500								
1,1,2-Trichloroethane	<0.00100	0.00500								
1,1,2-Trichlorotrifluoroethane	<0.00500	0.0150								
1,1-Dichloroethane	<0.00100	0.00500								
1,1-Dichloroethene	<0.00100	0.00500								
1,2,4-Trichlorobenzene	<0.00100	0.00500								
1,2-Dibromo-3-chloropropane	<0.00100	0.00500								
1,2-Dibromoethane	<0.00100	0.00500								
1,2-Dichlorobenzene	<0.00100	0.00500								
1,2-Dichloroethane	<0.00100	0.00500								
1,2-Dichloropropane	<0.00100	0.00500								
1,3-Dichlorobenzene	<0.00100	0.00500								
1,4-Dichlorobenzene	<0.00100	0.00500								
2-Butanone	<0.00500	0.0150								
2-Hexanone	<0.00500	0.0150								
4-Methyl-2-pentanone	<0.00500	0.0150								
Acetone	<0.0150	0.0500								
Benzene	<0.00100	0.00500								
Bromodichloromethane	<0.00100	0.00500								
Bromoform	<0.00100	0.00500								
Bromomethane	<0.00100	0.00500								
Carbon disulfide	<0.00100	0.00500								
Carbon tetrachloride	<0.00100	0.00500								
Chlorobenzene	<0.00100	0.00500								
Chloroethane	<0.00100	0.00500								
Chloroform	<0.00100	0.00500								
Chloromethane	<0.00100	0.00500								
cis-1,2-Dichloroethene	<0.00100	0.00500								
cis-1,3-Dichloropropene	<0.00100	0.00500								
Cyclohexane	<0.00500	0.0150								N
Dibromochloromethane	<0.00100	0.00500								
Dichlorodifluoromethane	<0.00100	0.00500								
Ethylbenzene	<0.00100	0.00500								
Isopropylbenzene	<0.00100	0.00500								
m,p-Xylene	<0.00100	0.00500								
Methyl Acetate	<0.00500	0.0150								
Methyl tert-butyl ether	<0.00100	0.00500								
Methylcyclohexane	<0.00500	0.0150								
Methylene chloride	<0.00500	0.00500								
o-Xylene	<0.00100	0.00500								
Styrene	<0.00100	0.00500								
Tetrachloroethene	<0.00100	0.00500								
Toluene	<0.00100	0.00500								

Qualifiers:				
	B	Analyte detected in the associated Method Blank	R	RPD outside accepted control limits
	DF	Dilution Factor	RL	Reporting Limit
	J	Analyte detected between MDL and RL	S	Spike Recovery outside control limits
	MDL	Method Detection Limit	J	Analyte detected between SDL and RL
	ND	Not Detected at the Method Detection Limit	N	Parameter not NELAC certified

CLIENT: Geo Strata Environmental Consultants
Work Order: 1010173
Project: Hillcrest CEI

ANALYTICAL QC SUMMARY REPORT

RunID: GCMS1_101029A

trans-1,2-Dichloroethene	<0.00100	0.00500				
trans-1,3-Dichloropropene	<0.00100	0.00500				
Trichloroethene	<0.00100	0.00500				
Trichlorofluoromethane	<0.00500	0.0150				
Vinyl chloride	<0.00100	0.00500				
Surr: 1,2-Dichloroethane-d4	38.6		50.00	77.3	52	149
Surr: 4-Bromofluorobenzene	48.5		50.00	97.0	84	118
Surr: Dibromofluoromethane	44.4		50.00	88.7	65	135
Surr: Toluene-d8	48.6		50.00	97.1	84	116

Qualifiers:

B	Analyte detected in the associated Method Blank	R	RPD outside accepted control limits
DF	Dilution Factor	RL	Reporting Limit
J	Analyte detected between MDL and RL	S	Spike Recovery outside control limits
MDL	Method Detection Limit	J	Analyte detected between SDL and RL
ND	Not Detected at the Method Detection Limit	N	Parameter not NELAC certified

CLIENT: Geo Strata Environmental Consultants
Work Order: 1010173
Project: Hillcrest CEI

ANALYTICAL QC SUMMARY REPORT

RunID: GCMS1_101029A

Sample ID:	ICV-101029	Batch ID:	R52041		TestNo:		SW8260B		Units:		mg/Kg
SampType:	ICV	Run ID:	GCMS1_101029A		Analysis Date:		10/29/10 02:13 PM		Prep Date:		
Analyte		Result	RL	SPK value	Ref Val	%REC	LowLimit	HighLimit	%RPD	RPD Limit	Qual
1,1,1-Trichloroethane		0.0397	0.00500	0.0464	0	85.5	70	130			
1,1,2,2-Tetrachloroethane		0.0420	0.00500	0.0464	0	90.5	70	130			
1,1,2-Trichloroethane		0.0459	0.00500	0.0464	0	98.9	70	130			
1,1,2-Trichlorotrifluoroethane		0.0462	0.0150	0.0464	0	99.6	70	130			
1,1-Dichloroethane		0.0476	0.00500	0.0464	0	103	70	130			
1,1-Dichloroethene		0.0522	0.00500	0.0464	0	113	80	120			
1,2,4-Trichlorobenzene		0.0418	0.00500	0.0464	0	90.1	70	130			
1,2-Dibromo-3-chloropropane		0.0380	0.00500	0.0464	0	81.8	70	130			
1,2-Dibromoethane		0.0426	0.00500	0.0464	0	91.8	70	130			
1,2-Dichlorobenzene		0.0444	0.00500	0.0464	0	95.6	70	130			
1,2-Dichloroethane		0.0365	0.00500	0.0464	0	78.6	70	130			
1,2-Dichloropropane		0.0496	0.00500	0.0464	0	107	80	120			
1,3-Dichlorobenzene		0.0458	0.00500	0.0464	0	98.8	70	130			
1,4-Dichlorobenzene		0.0462	0.00500	0.0464	0	99.6	70	130			
2-Butanone		0.125	0.0150	0.116	0	108	70	130			
2-Hexanone		0.106	0.0150	0.116	0	91.1	70	130			
4-Methyl-2-pentanone		0.116	0.0150	0.116	0	99.9	70	130			
Acetone		0.130	0.0500	0.116	0	112	70	130			
Benzene		0.0503	0.00500	0.0464	0	108	70	130			
Bromodichloromethane		0.0400	0.00500	0.0464	0	86.3	70	130			
Bromoform		0.0387	0.00500	0.0464	0	83.4	70	130			
Bromomethane		0.0506	0.00500	0.0464	0	109	70	130			
Carbon disulfide		0.0517	0.00500	0.0464	0	111	70	130			
Carbon tetrachloride		0.0375	0.00500	0.0464	0	80.8	70	130			
Chlorobenzene		0.0462	0.00500	0.0464	0	99.6	70	130			
Chloroethane		0.0542	0.00500	0.0464	0	117	70	130			
Chloroform		0.0421	0.00500	0.0464	0	90.6	80	120			
Chloromethane		0.0551	0.00500	0.0464	0	119	70	130			
cis-1,2-Dichloroethene		0.0491	0.00500	0.0464	0	106	70	130			
cis-1,3-Dichloropropene		0.0461	0.00500	0.0464	0	99.4	70	130			
Cyclohexane		0.0510	0.0150	0.0464	0	110	70	130			N
Dibromochloromethane		0.0395	0.00500	0.0464	0	85.0	70	130			
Dichlorodifluoromethane		0.0364	0.00500	0.0464	0	78.4	70	130			
Ethylbenzene		0.0472	0.00500	0.0464	0	102	80	120			
Isopropylbenzene		0.0441	0.00500	0.0464	0	95.0	70	130			
m,p-Xylene		0.0946	0.00500	0.0928	0	102	70	130			
Methyl Acetate		0.0485	0.0150	0.0464	0	104	70	130			
Methyl tert-butyl ether		0.0429	0.00500	0.0464	0	92.5	70	130			
Methylcyclohexane		0.0491	0.0150	0.0464	0	106	70	130			
Methylene chloride		0.0497	0.00500	0.0464	0	107	70	130			
o-Xylene		0.0465	0.00500	0.0464	0	100	70	130			
Styrene		0.0444	0.00500	0.0464	0	95.8	70	130			
Tetrachloroethene		0.0463	0.00500	0.0464	0	99.7	70	130			
Toluene		0.0491	0.00500	0.0464	0	106	80	120			

Qualifiers:				
	B	Analyte detected in the associated Method Blank	R	RPD outside accepted control limits
	DF	Dilution Factor	RL	Reporting Limit
	J	Analyte detected between MDL and RL	S	Spike Recovery outside control limits
	MDL	Method Detection Limit	J	Analyte detected between SDL and RL
	ND	Not Detected at the Method Detection Limit	N	Parameter not NELAC certified

CLIENT: Geo Strata Environmental Consultants
Work Order: 1010173
Project: Hillcrest CEI

ANALYTICAL QC SUMMARY REPORT

RunID: GCMS1_101029A

trans-1,2-Dichloroethene	0.0499	0.00500	0.0464	0	108	70	130
trans-1,3-Dichloropropene	0.0428	0.00500	0.0464	0	92.1	70	130
Trichloroethene	0.0525	0.00500	0.0464	0	113	70	130
Trichlorofluoromethane	0.0365	0.0150	0.0464	0	78.6	70	130
Vinyl chloride	0.0523	0.00500	0.0464	0	113	80	120
Surr: 1,2-Dichloroethane-d4	38.2		50.00		76.5	52	149
Surr: 4-Bromofluorobenzene	48.4		50.00		96.7	84	118
Surr: Dibromofluoromethane	45.0		50.00		90.1	65	135
Surr: Toluene-d8	48.5		50.00		97.1	84	116

Qualifiers:				
	B	Analyte detected in the associated Method Blank	R	RPD outside accepted control limits
	DF	Dilution Factor	RL	Reporting Limit
	J	Analyte detected between MDL and RL	S	Spike Recovery outside control limits
	MDL	Method Detection Limit	J	Analyte detected between SDL and RL
	ND	Not Detected at the Method Detection Limit	N	Parameter not NELAC certified

CLIENT: Geo Strata Environmental Consultants
Work Order: 1010173
Project: Hillcrest CEI

ANALYTICAL QC SUMMARY REPORT

RunID: GCMS7_101027B

Sample ID:	LCS-43600	Batch ID:	43600		TestNo:		SW8260B		Units:		mg/L
SampType:	LCS	Run ID:	GCMS7_101027B		Analysis Date:		10/27/10 01:49 PM		Prep Date:		10/27/10
Analyte		Result	RL	SPK value	Ref Val	%REC	LowLimit	HighLimit	%RPD	RPD Limit	Qual
1,1,1-Trichloroethane		0.0219	0.00100	0.0232	0	94.4	67	132			
1,1,2,2-Tetrachloroethane		0.0249	0.00100	0.0232	0	107	63	128			
1,1,2-Trichloroethane		0.0217	0.00100	0.0232	0	93.4	75	125			
1,1,2-Trichlorotrifluoroethane		0.0231	0.0150	0.0232	0	99.4	67	125			
1,1-Dichloroethane		0.0222	0.00100	0.0232	0	95.5	69	133			
1,1-Dichloroethene		0.0228	0.00100	0.0232	0	98.1	68	130			
1,2,4-Trichlorobenzene		0.0196	0.00500	0.0232	0	84.3	66	134			
1,2-Dibromo-3-chloropropane		0.0215	0.0100	0.0232	0	92.7	50	132			
1,2-Dibromoethane		0.0227	0.00100	0.0232	0	97.7	80	121			
1,2-Dichlorobenzene		0.0233	0.00100	0.0232	0	101	75	122			
1,2-Dichloroethane		0.0214	0.00100	0.0232	0	92.4	69	132			
1,2-Dichloropropane		0.0222	0.00100	0.0232	0	95.6	75	125			
1,3-Dichlorobenzene		0.0235	0.00100	0.0232	0	101	75	124			
1,4-Dichlorobenzene		0.0231	0.00100	0.0232	0	99.6	74	123			
2-Butanone		0.0182	0.0150	0.0232	0	78.4	49	136			
2-Hexanone		0.0201	0.0150	0.0232	0	86.4	50	150			
4-Methyl-2-pentanone		0.0204	0.0150	0.0232	0	88.1	60	134			
Acetone		0.0188	0.0150	0.0232	0	81.2	40	135			
Benzene		0.0229	0.00100	0.0232	0	98.8	81	122			
Bromodichloromethane		0.0223	0.00100	0.0232	0	95.9	76	121			
Bromoform		0.0237	0.00100	0.0232	0	102	69	128			
Bromomethane		0.0274	0.00100	0.0232	0	118	53	141			
Carbon disulfide		0.0192	0.0150	0.0232	0	82.9	50	150			
Carbon tetrachloride		0.0241	0.00100	0.0232	0	104	66	138			
Chlorobenzene		0.0231	0.00100	0.0232	0	99.6	81	122			
Chloroethane		0.0219	0.00100	0.0232	0	94.5	58	133			
Chloroform		0.0215	0.00100	0.0232	0	92.7	69	128			
Chloromethane		0.0199	0.00100	0.0232	0	85.9	56	131			
cis-1,2-Dichloroethene		0.0224	0.00100	0.0232	0	96.7	72	126			
cis-1,3-Dichloropropene		0.0234	0.00100	0.0232	0	101	69	131			
Cyclohexane		0.0233	0.0150	0.0232	0	101	40	161			N
Dibromochloromethane		0.0227	0.00100	0.0232	0	98.0	66	133			
Dichlorodifluoromethane		0.0193	0.00100	0.0232	0	83.0	53	153			
Ethylbenzene		0.0236	0.00100	0.0232	0	102	80	120			
Isopropylbenzene		0.0248	0.00100	0.0232	0	107	75	127			
m,p-Xylene		0.0486	0.00200	0.0464	0	105	80	120			
Methyl Acetate		0.0192	0.0150	0.0232	0	82.8	50	150			
Methyl tert-butyl ether		0.0205	0.00100	0.0232	0	88.4	68	123			
Methylcyclohexane		0.0208	0.0150	0.0232	0	89.6	70	130			
Methylene chloride		0.0225	0.00250	0.0232	0	96.9	63	137			
o-Xylene		0.0247	0.00100	0.0232	0	106	80	120			
Styrene		0.0240	0.00100	0.0232	0	103	65	134			
Tetrachloroethene		0.0243	0.00200	0.0232	0	105	66	128			
Toluene		0.0225	0.00200	0.0232	0	96.9	80	120			

Qualifiers:				
	B	Analyte detected in the associated Method Blank	R	RPD outside accepted control limits
	DF	Dilution Factor	RL	Reporting Limit
	J	Analyte detected between MDL and RL	S	Spike Recovery outside control limits
	MDL	Method Detection Limit	J	Analyte detected between SDL and RL
	ND	Not Detected at the Method Detection Limit	N	Parameter not NELAC certified

CLIENT: Geo Strata Environmental Consultants
Work Order: 1010173
Project: Hillcrest CEI

ANALYTICAL QC SUMMARY REPORT

RunID: GCMS7_101027B

trans-1,2-Dichloroethene	0.0224	0.00100	0.0232	0	96.6	63	137
trans-1,3-Dichloropropene	0.0230	0.00100	0.0232	0	99.0	59	135
Trichloroethene	0.0213	0.00200	0.0232	0	91.9	70	127
Trichlorofluoromethane	0.0230	0.00100	0.0232	0	99.4	57	129
Vinyl chloride	0.0210	0.00100	0.0232	0	90.4	50	134
Surr: 1,2-Dichloroethane-d4	188		200.0		94.2	72	119
Surr: 4-Bromofluorobenzene	186		200.0		93.0	76	119
Surr: Dibromofluoromethane	192		200.0		95.9	85	115
Surr: Toluene-d8	201		200.0		100	81	120

Sample ID:	MB-43600	Batch ID:	43600	TestNo:	SW8260B	Units:	mg/L
SampType:	MBLK	Run ID:	GCMS7_101027B	Analysis Date:	10/27/10 03:04 PM	Prep Date:	10/27/10

Analyte	Result	RL	SPK value	Ref Val	%REC	LowLimit	HighLimit	%RPD	RPD Limit	Qual
1,1,1-Trichloroethane	<0.000200	0.00100								
1,1,2,2-Tetrachloroethane	<0.000200	0.00100								
1,1,2-Trichloroethane	<0.000200	0.00100								
1,1,2-Trichlorotrifluoroethane	<0.00500	0.0150								
1,1-Dichloroethane	<0.000200	0.00100								
1,1-Dichloroethene	<0.000200	0.00100								
1,2,4-Trichlorobenzene	<0.00150	0.00500								
1,2-Dibromo-3-chloropropane	<0.00300	0.0100								
1,2-Dibromoethane	<0.000200	0.00100								
1,2-Dichlorobenzene	<0.000300	0.00100								
1,2-Dichloroethane	<0.000300	0.00100								
1,2-Dichloropropane	<0.000200	0.00100								
1,3-Dichlorobenzene	<0.000300	0.00100								
1,4-Dichlorobenzene	<0.000300	0.00100								
2-Butanone	<0.00500	0.0150								
2-Hexanone	<0.00500	0.0150								
4-Methyl-2-pentanone	<0.00500	0.0150								
Acetone	<0.00500	0.0150								
Benzene	<0.000200	0.00100								
Bromodichloromethane	<0.000200	0.00100								
Bromoform	<0.000200	0.00100								
Bromomethane	<0.000300	0.00100								
Carbon disulfide	<0.00500	0.0150								
Carbon tetrachloride	<0.000200	0.00100								
Chlorobenzene	<0.000200	0.00100								
Chloroethane	<0.000300	0.00100								
Chloroform	<0.000300	0.00100								
Chloromethane	<0.000300	0.00100								
cis-1,2-Dichloroethene	<0.000200	0.00100								
cis-1,3-Dichloropropene	<0.000200	0.00100								
Cyclohexane	<0.00500	0.0150								N
Dibromochloromethane	<0.000200	0.00100								
Dichlorodifluoromethane	<0.000200	0.00100								
Ethylbenzene	<0.000300	0.00100								

Qualifiers:				
	B	Analyte detected in the associated Method Blank	R	RPD outside accepted control limits
	DF	Dilution Factor	RL	Reporting Limit
	J	Analyte detected between MDL and RL	S	Spike Recovery outside control limits
	MDL	Method Detection Limit	J	Analyte detected between SDL and RL
	ND	Not Detected at the Method Detection Limit	N	Parameter not NELAC certified

CLIENT: Geo Strata Environmental Consultants
Work Order: 1010173
Project: Hillcrest CEI

ANALYTICAL QC SUMMARY REPORT

RunID: GCMS7_101027B

Isopropylbenzene	<0.000200	0.00100				
m,p-Xylene	<0.000600	0.00200				
Methyl Acetate	<0.00500	0.0150				
Methyl tert-butyl ether	<0.000300	0.00100				
Methylcyclohexane	<0.00500	0.0150				
Methylene chloride	<0.00250	0.00250				
o-Xylene	<0.000300	0.00100				
Styrene	<0.000200	0.00100				
Tetrachloroethene	<0.000600	0.00200				
Toluene	<0.000600	0.00200				
trans-1,2-Dichloroethene	<0.000200	0.00100				
trans-1,3-Dichloropropene	<0.000200	0.00100				
Trichloroethene	<0.000600	0.00200				
Trichlorofluoromethane	<0.000200	0.00100				
Vinyl chloride	<0.000100	0.00100				
Surr: 1,2-Dichloroethane-d4	190		200.0	95.0	72	119
Surr: 4-Bromofluorobenzene	188		200.0	94.1	76	119
Surr: Dibromofluoromethane	190		200.0	95.1	85	115
Surr: Toluene-d8	200		200.0	100	81	120

Sample ID:	1010173-25AMS	Batch ID:	43600	TestNo:	SW8260B	Units:	mg/L
SampType:	MS	Run ID:	GCMS7_101027B	Analysis Date:	10/27/10 09:01 PM	Prep Date:	10/27/10

Analyte	Result	RL	SPK value	Ref Val	%REC	LowLimit	HighLimit	%RPD	RPD Limit	Qual
1,1,1-Trichloroethane	0.0228	0.00100	0.0232	0	98.1	67	132			
1,1,2,2-Tetrachloroethane	0.0261	0.00100	0.0232	0	113	63	128			
1,1,2-Trichloroethane	0.0226	0.00100	0.0232	0	97.6	75	125			
1,1,2-Trichlorotrifluoroethane	0.0230	0.0150	0.0232	0	99.3	67	125			
1,1-Dichloroethane	0.0226	0.00100	0.0232	0	97.5	69	133			
1,1-Dichloroethene	0.0228	0.00100	0.0232	0	98.2	68	130			
1,2,4-Trichlorobenzene	0.0186	0.00500	0.0232	0	80.3	66	134			
1,2-Dibromo-3-chloropropane	0.0214	0.0100	0.0232	0	92.2	50	132			
1,2-Dibromoethane	0.0230	0.00100	0.0232	0	99.3	80	121			
1,2-Dichlorobenzene	0.0233	0.00100	0.0232	0	101	75	125			
1,2-Dichloroethane	0.0230	0.00100	0.0232	0	99.2	68	132			
1,2-Dichloropropane	0.0224	0.00100	0.0232	0	96.6	75	125			
1,3-Dichlorobenzene	0.0233	0.00100	0.0232	0	100	75	124			
1,4-Dichlorobenzene	0.0232	0.00100	0.0232	0	100	74	123			
2-Butanone	0.0192	0.0150	0.0232	0	82.5	49	136			
2-Hexanone	0.0224	0.0150	0.0232	0	96.4	50	150			
4-Methyl-2-pentanone	0.0228	0.0150	0.0232	0	98.1	60	135			
Acetone	0.0233	0.0150	0.0232	0	100	40	135			
Benzene	0.0232	0.00100	0.0232	0	99.9	81	120			
Bromodichloromethane	0.0231	0.00100	0.0232	0	99.5	76	121			
Bromoform	0.0244	0.00100	0.0232	0	105	69	128			
Bromomethane	0.0257	0.00100	0.0232	0	111	53	141			
Carbon disulfide	0.0188	0.0150	0.0232	0	80.8	50	150			
Carbon tetrachloride	0.0249	0.00100	0.0232	0	107	66	138			

Qualifiers:

B	Analyte detected in the associated Method Blank	R	RPD outside accepted control limits
DF	Dilution Factor	RL	Reporting Limit
J	Analyte detected between MDL and RL	S	Spike Recovery outside control limits
MDL	Method Detection Limit	J	Analyte detected between SDL and RL
ND	Not Detected at the Method Detection Limit	N	Parameter not NELAC certified

CLIENT: Geo Strata Environmental Consultants
Work Order: 1010173
Project: Hillcrest CEI

ANALYTICAL QC SUMMARY REPORT

RunID: GCMS7_101027B

Chlorobenzene	0.0232	0.00100	0.0232	0	100	81	122	
Chloroethane	0.0229	0.00100	0.0232	0	98.7	58	133	
Chloroform	0.0227	0.00100	0.0232	0	97.9	69	128	
Chloromethane	0.0201	0.00100	0.0232	0	86.4	56	131	
cis-1,2-Dichloroethene	0.0234	0.00100	0.0232	0.00028	99.6	72	126	
cis-1,3-Dichloropropene	0.0224	0.00100	0.0232	0	96.6	69	131	
Cyclohexane	0.0219	0.0150	0.0232	0	94.3	40	161	N
Dibromochloromethane	0.0231	0.00100	0.0232	0.00021	98.8	66	133	
Dichlorodifluoromethane	0.0198	0.00100	0.0232	0	85.4	53	153	
Ethylbenzene	0.0238	0.00100	0.0232	0	103	80	120	
Isopropylbenzene	0.0252	0.00100	0.0232	0	108	75	127	
m,p-Xylene	0.0489	0.00200	0.0464	0	105	80	120	
Methyl Acetate	0.0188	0.0150	0.0232	0	81.0	50	150	
Methyl tert-butyl ether	0.0215	0.00100	0.0232	0	92.6	68	123	
Methylcyclohexane	0.0206	0.0150	0.0232	0	88.6	70	130	
Methylene chloride	0.0228	0.00250	0.0232	0	98.1	63	137	
o-Xylene	0.0248	0.00100	0.0232	0	107	80	120	
Styrene	0.0199	0.00100	0.0232	0	85.9	65	134	
Tetrachloroethene	0.0261	0.00200	0.0232	0.00222	103	66	128	
Toluene	0.0230	0.00200	0.0232	0	99.1	80	120	
trans-1,2-Dichloroethene	0.0226	0.00100	0.0232	0	97.5	63	137	
trans-1,3-Dichloropropene	0.0229	0.00100	0.0232	0	98.5	59	135	
Trichloroethene	0.0220	0.00200	0.0232	0	94.9	70	127	
Trichlorofluoromethane	0.0247	0.00100	0.0232	0	107	57	129	
Vinyl chloride	0.0212	0.00100	0.0232	0	91.3	50	134	
Surr: 1,2-Dichloroethane-d4	195		200.0		97.7	72	119	
Surr: 4-Bromofluorobenzene	184		200.0		92.1	76	119	
Surr: Dibromofluoromethane	193		200.0		96.6	85	115	
Surr: Toluene-d8	198		200.0		98.8	81	120	

Sample ID:	1010173-25AMSD	Batch ID:	43600	TestNo:	SW8260B	Units:	mg/L
SampType:	MSD	Run ID:	GCMS7_101027B	Analysis Date:	10/27/10 09:27 PM	Prep Date:	10/27/10

Analyte	Result	RL	SPK value	Ref Val	%REC	LowLimit	HighLimit	%RPD	RPD Limit	Qual
1,1,1-Trichloroethane	0.0222	0.00100	0.0232	0	95.8	67	132	2.40	20	
1,1,2,2-Tetrachloroethane	0.0260	0.00100	0.0232	0	112	63	128	0.614	20	
1,1,2-Trichloroethane	0.0224	0.00100	0.0232	0	96.5	75	125	1.16	20	
1,1,2-Trichlorotrifluoroethane	0.0230	0.0150	0.0232	0	99.2	67	125	0.130	20	
1,1-Dichloroethane	0.0223	0.00100	0.0232	0	96.3	69	133	1.20	20	
1,1-Dichloroethene	0.0228	0.00100	0.0232	0	98.4	68	130	0.175	20	
1,2,4-Trichlorobenzene	0.0185	0.00500	0.0232	0	79.7	66	134	0.754	20	
1,2-Dibromo-3-chloropropane	0.0208	0.0100	0.0232	0	89.9	50	132	2.56	20	
1,2-Dibromoethane	0.0230	0.00100	0.0232	0	99.2	80	121	0.086	20	
1,2-Dichlorobenzene	0.0231	0.00100	0.0232	0	99.6	75	125	0.990	20	
1,2-Dichloroethane	0.0224	0.00100	0.0232	0	96.7	68	132	2.60	20	
1,2-Dichloropropane	0.0223	0.00100	0.0232	0	95.9	75	125	0.672	20	
1,3-Dichlorobenzene	0.0230	0.00100	0.0232	0	99.3	75	124	0.950	20	
1,4-Dichlorobenzene	0.0229	0.00100	0.0232	0	98.8	74	123	1.17	20	

Qualifiers:

B	Analyte detected in the associated Method Blank	R	RPD outside accepted control limits
DF	Dilution Factor	RL	Reporting Limit
J	Analyte detected between MDL and RL	S	Spike Recovery outside control limits
MDL	Method Detection Limit	J	Analyte detected between SDL and RL
ND	Not Detected at the Method Detection Limit	N	Parameter not NELAC certified

CLIENT: Geo Strata Environmental Consultants
Work Order: 1010173
Project: Hillcrest CEI

ANALYTICAL QC SUMMARY REPORT

RunID: GCMS7_101027B

2-Butanone	0.0194	0.0150	0.0232	0	83.5	49	136	1.14	20	
2-Hexanone	0.0228	0.0150	0.0232	0	98.1	50	150	1.68	20	
4-Methyl-2-pentanone	0.0230	0.0150	0.0232	0	99.0	60	135	0.919	20	
Acetone	0.0232	0.0150	0.0232	0	100	40	135	0.129	20	
Benzene	0.0230	0.00100	0.0232	0	99.0	81	120	0.910	20	
Bromodichloromethane	0.0228	0.00100	0.0232	0	98.4	76	121	1.09	20	
Bromoform	0.0244	0.00100	0.0232	0	105	69	128	0.040	20	
Bromomethane	0.0237	0.00100	0.0232	0	102	53	141	8.18	20	
Carbon disulfide	0.0187	0.0150	0.0232	0	80.5	50	150	0.428	20	
Carbon tetrachloride	0.0246	0.00100	0.0232	0	106	66	138	1.25	20	
Chlorobenzene	0.0230	0.00100	0.0232	0	99.1	81	122	1.04	20	
Chloroethane	0.0229	0.00100	0.0232	0	98.6	58	133	0.087	20	
Chloroform	0.0224	0.00100	0.0232	0	96.5	69	128	1.46	20	
Chloromethane	0.0196	0.00100	0.0232	0	84.7	56	131	2.07	20	
cis-1,2-Dichloroethene	0.0230	0.00100	0.0232	0.00028	97.8	72	126	1.86	20	
cis-1,3-Dichloropropene	0.0225	0.00100	0.0232	0	96.8	69	131	0.267	20	
Cyclohexane	0.0227	0.0150	0.0232	0	97.7	40	161	3.55	20	N
Dibromochloromethane	0.0230	0.00100	0.0232	0.00021	98.1	66	133	0.737	20	
Dichlorodifluoromethane	0.0193	0.00100	0.0232	0	83.1	53	153	2.66	20	
Ethylbenzene	0.0234	0.00100	0.0232	0	101	80	120	1.87	20	
Isopropylbenzene	0.0248	0.00100	0.0232	0	107	75	127	1.60	20	
m,p-Xylene	0.0480	0.00200	0.0464	0	104	80	120	1.86	20	
Methyl Acetate	0.0186	0.0150	0.0232	0	80.2	50	150	1.07	20	
Methyl tert-butyl ether	0.0216	0.00100	0.0232	0	92.9	68	123	0.325	20	
Methylcyclohexane	0.0203	0.0150	0.0232	0	87.4	70	130	1.37	20	
Methylene chloride	0.0226	0.00250	0.0232	0	97.4	63	137	0.706	20	
o-Xylene	0.0245	0.00100	0.0232	0	105	80	120	1.54	20	
Styrene	0.0216	0.00100	0.0232	0	93.2	65	134	8.13	20	
Tetrachloroethene	0.0256	0.00200	0.0232	0.00222	101	66	128	1.93	20	
Toluene	0.0226	0.00200	0.0232	0	97.3	80	120	1.76	20	
trans-1,2-Dichloroethene	0.0218	0.00100	0.0232	0	93.9	63	137	3.69	20	
trans-1,3-Dichloropropene	0.0227	0.00100	0.0232	0	97.9	59	135	0.615	20	
Trichloroethene	0.0216	0.00200	0.0232	0	93.2	70	127	1.79	20	
Trichlorofluoromethane	0.0241	0.00100	0.0232	0	104	57	129	2.79	20	
Vinyl chloride	0.0209	0.00100	0.0232	0	90.0	50	134	1.43	20	
Surr: 1,2-Dichloroethane-d4	196		200.0		98.0	72	119	0	0	
Surr: 4-Bromofluorobenzene	185		200.0		92.3	76	119	0	0	
Surr: Dibromofluoromethane	195		200.0		97.5	85	115	0	0	
Surr: Toluene-d8	198		200.0		99.2	81	120	0	0	

Qualifiers:

B	Analyte detected in the associated Method Blank	R	RPD outside accepted control limits
DF	Dilution Factor	RL	Reporting Limit
J	Analyte detected between MDL and RL	S	Spike Recovery outside control limits
MDL	Method Detection Limit	J	Analyte detected between SDL and RL
ND	Not Detected at the Method Detection Limit	N	Parameter not NELAC certified

CLIENT: Geo Strata Environmental Consultants
Work Order: 1010173
Project: Hillcrest CEI

ANALYTICAL QC SUMMARY REPORT

RunID: GCMS7_101027B

Sample ID:	ICV-101027	Batch ID:	R52001		TestNo:		SW8260B		Units:		mg/L
SampType:	ICV	Run ID:	GCMS7_101027B		Analysis Date:		10/27/10 01:24 PM		Prep Date:		
Analyte		Result	RL	SPK value	Ref Val	%REC	LowLimit	HighLimit	%RPD	RPD Limit	Qual
1,1,1-Trichloroethane		0.0454	0.00100	0.0464	0	97.8	70	130			
1,1,2,2-Tetrachloroethane		0.0459	0.00100	0.0464	0	98.9	70	130			
1,1,2-Trichloroethane		0.0428	0.00100	0.0464	0	92.2	70	130			
1,1,2-Trichlorotrifluoroethane		0.0452	0.0150	0.0464	0	97.3	70	130			
1,1-Dichloroethane		0.0458	0.00100	0.0464	0	98.7	70	130			
1,1-Dichloroethene		0.0451	0.00100	0.0464	0	97.2	80	120			
1,2,4-Trichlorobenzene		0.0364	0.00500	0.0464	0	78.4	70	130			
1,2-Dibromo-3-chloropropane		0.0385	0.0100	0.0464	0	83.0	70	130			
1,2-Dibromoethane		0.0461	0.00100	0.0464	0	99.4	70	130			
1,2-Dichlorobenzene		0.0476	0.00100	0.0464	0	103	70	130			
1,2-Dichloroethane		0.0431	0.00100	0.0464	0	93.0	70	130			
1,2-Dichloropropane		0.0453	0.00100	0.0464	0	97.7	70	130			
1,3-Dichlorobenzene		0.0478	0.00100	0.0464	0	103	70	130			
1,4-Dichlorobenzene		0.0467	0.00100	0.0464	0	101	70	130			
2-Butanone		0.0346	0.0150	0.0464	0	74.5	70	130			
2-Hexanone		0.0392	0.0150	0.0464	0	84.6	70	130			
4-Methyl-2-pentanone		0.0402	0.0150	0.0464	0	86.6	70	130			
Acetone		0.0383	0.0150	0.0464	0	82.6	70	130			
Benzene		0.0459	0.00100	0.0464	0	98.9	70	130			
Bromodichloromethane		0.0465	0.00100	0.0464	0	100	70	130			
Bromoform		0.0492	0.00100	0.0464	0	106	70	130			
Bromomethane		0.0508	0.00100	0.0464	0	109	70	130			
Carbon disulfide		0.0384	0.0150	0.0464	0	82.7	70	130			
Carbon tetrachloride		0.0510	0.00100	0.0464	0	110	70	130			
Chlorobenzene		0.0470	0.00100	0.0464	0	101	70	130			
Chloroethane		0.0420	0.00100	0.0464	0	90.5	70	130			
Chloroform		0.0459	0.00100	0.0464	0	98.9	80	120			
Chloromethane		0.0398	0.00100	0.0464	0	85.8	70	130			
cis-1,2-Dichloroethene		0.0468	0.00100	0.0464	0	101	70	130			
cis-1,3-Dichloropropene		0.0477	0.00100	0.0464	0	103	70	130			
Cyclohexane		0.0444	0.0150	0.0464	0	95.7	70	130			N
Dibromochloromethane		0.0481	0.00100	0.0464	0	104	70	130			
Dichlorodifluoromethane		0.0421	0.00100	0.0464	0	90.8	70	130			
Ethylbenzene		0.0482	0.00100	0.0464	0	104	80	120			
Isopropylbenzene		0.0504	0.00100	0.0464	0	109	70	130			
m,p-Xylene		0.0985	0.00200	0.0928	0	106	70	130			
Methyl Acetate		0.0395	0.0150	0.0464	0	85.1	70	130			
Methyl tert-butyl ether		0.0431	0.00100	0.0464	0	92.8	70	130			
Methylcyclohexane		0.0407	0.0150	0.0464	0	87.7	70	130			
Methylene chloride		0.0463	0.00250	0.0464	0	99.8	70	130			
o-Xylene		0.0505	0.00100	0.0464	0	109	70	130			
Styrene		0.0484	0.00100	0.0464	0	104	70	130			
Tetrachloroethene		0.0507	0.00200	0.0464	0	109	70	130			
Toluene		0.0453	0.00200	0.0464	0	97.6	80	120			

Qualifiers:				
	B	Analyte detected in the associated Method Blank	R	RPD outside accepted control limits
	DF	Dilution Factor	RL	Reporting Limit
	J	Analyte detected between MDL and RL	S	Spike Recovery outside control limits
	MDL	Method Detection Limit	J	Analyte detected between SDL and RL
	ND	Not Detected at the Method Detection Limit	N	Parameter not NELAC certified

CLIENT: Geo Strata Environmental Consultants
Work Order: 1010173
Project: Hillcrest CEI

ANALYTICAL QC SUMMARY REPORT

RunID: GCMS7_101027B

trans-1,2-Dichloroethene	0.0457	0.00100	0.0464	0	98.4	70	130
trans-1,3-Dichloropropene	0.0462	0.00100	0.0464	0	99.7	70	130
Trichloroethene	0.0459	0.00200	0.0464	0	98.9	70	130
Trichlorofluoromethane	0.0425	0.00100	0.0464	0	91.6	70	130
Vinyl chloride	0.0434	0.00100	0.0464	0	93.5	80	120
Surr: 1,2-Dichloroethane-d4	190		200.0		94.8	72	119
Surr: 4-Bromofluorobenzene	184		200.0		92.2	76	119
Surr: Dibromofluoromethane	194		200.0		97.2	85	115
Surr: Toluene-d8	204		200.0		102	81	120

Qualifiers:				
	B	Analyte detected in the associated Method Blank	R	RPD outside accepted control limits
	DF	Dilution Factor	RL	Reporting Limit
	J	Analyte detected between MDL and RL	S	Spike Recovery outside control limits
	MDL	Method Detection Limit	J	Analyte detected between SDL and RL
	ND	Not Detected at the Method Detection Limit	N	Parameter not NELAC certified

CLIENT: Geo Strata Environmental Consultants
Work Order: 1010173
Project: Hillcrest CEI

ANALYTICAL QC SUMMARY REPORT

RunID: PMOIST_101029B

Sample ID:	1010190-07A-DUP	Batch ID:	43646	TestNo:	D2216	Units:	WT%
SampType:	DUP	Run ID:	PMOIST_101029B	Analysis Date:	11/01/10 10:20 AM	Prep Date:	10/29/10

Analyte	Result	RL	SPK value	Ref Val	%REC	LowLimit	HighLimit	%RPD	RPD Limit	Qual
Percent Moisture	9.67	0	0	9.863				1.93	30	

Qualifiers:				
	B	Analyte detected in the associated Method Blank	R	RPD outside accepted control limits
	DF	Dilution Factor	RL	Reporting Limit
	J	Analyte detected between MDL and RL	S	Spike Recovery outside control limits
	MDL	Method Detection Limit	J	Analyte detected between SDL and RL
	ND	Not Detected at the Method Detection Limit	N	Parameter not NELAC certified

CLIENT: Geo Strata Environmental Consultants
Work Order: 1010173
Project: Hillcrest CEI

MQL SUMMARY REPORT

TestNo: TX1005 Analyte	MDL mg/Kg	MQL mg/Kg
T/R Hydrocarbons: >C12-C28	7.00	20.0
T/R Hydrocarbons: >C28-C35	7.00	20.0
T/R Hydrocarbons: C6-C12	7.00	20.0
T/R Hydrocarbons: C6-C35	7.00	20.0

TestNo: TX1005 Analyte	MDL mg/L	MQL mg/L
T/R Hydrocarbons: >C12-C28	0.700	2.00
T/R Hydrocarbons: >C28-C35	0.700	2.00
T/R Hydrocarbons: C6-C12	0.700	2.00
T/R Hydrocarbons: C6-C35	0.700	2.00

TestNo: SW8260B Analyte	MDL mg/L	MQL mg/L
1,1,1-Trichloroethane	0.000200	0.00100
1,1,2,2-Tetrachloroethane	0.000200	0.00100
1,1,2-Trichloroethane	0.000200	0.00100
1,1,2-Trichlorotrifluoroethane	0.00500	0.0150
1,1-Dichloroethane	0.000200	0.00100
1,1-Dichloroethene	0.000200	0.00100
1,2,4-Trichlorobenzene	0.00150	0.00500
1,2-Dibromo-3-chloropropane	0.00300	0.0100
1,2-Dibromoethane	0.000200	0.00100
1,2-Dichlorobenzene	0.000300	0.00100
1,2-Dichloroethane	0.000300	0.00100
1,2-Dichloropropane	0.000200	0.00100
1,3-Dichlorobenzene	0.000300	0.00100
1,4-Dichlorobenzene	0.000300	0.00100
2-Butanone	0.00500	0.0150
2-Hexanone	0.00500	0.0150
4-Methyl-2-pentanone	0.00500	0.0150
Acetone	0.00500	0.0150
Benzene	0.000200	0.00100
Bromodichloromethane	0.000200	0.00100
Bromoform	0.000200	0.00100
Bromomethane	0.000300	0.00100
Carbon disulfide	0.00500	0.0150
Carbon tetrachloride	0.000200	0.00100
Chlorobenzene	0.000200	0.00100
Chloroethane	0.000300	0.00100
Chloroform	0.000300	0.00100
Chloromethane	0.000300	0.00100
cis-1,2-Dichloroethene	0.000200	0.00100
cis-1,3-Dichloropropene	0.000200	0.00100
Cyclohexane	0.00500	0.0150
Dibromochloromethane	0.000200	0.00100
Dichlorodifluoromethane	0.000200	0.00100
Ethylbenzene	0.000300	0.00100
Isopropylbenzene	0.000200	0.00100
m,p-Xylene	0.000600	0.00200
Methyl Acetate	0.00500	0.0150
Methyl tert-butyl ether	0.000300	0.00100
Methylcyclohexane	0.00500	0.0150
Methylene chloride	0.00250	0.00250
o-Xylene	0.000300	0.00100
Styrene	0.000200	0.00100
Tetrachloroethene	0.000600	0.00200
Toluene	0.000600	0.00200
trans-1,2-Dichloroethene	0.000200	0.00100
trans-1,3-Dichloropropene	0.000200	0.00100
Trichloroethene	0.000600	0.00200
Trichlorofluoromethane	0.000200	0.00100
Vinyl chloride	0.000100	0.00100

TestNo: SW8260B Analyte	MDL mg/Kg	MQL mg/Kg
1,1,1-Trichloroethane	0.00100	0.00500
1,1,2,2-Tetrachloroethane	0.00100	0.00500
1,1,2-Trichloroethane	0.00100	0.00500
1,1,2-Trichlorotrifluoroethane	0.00500	0.0150
1,1-Dichloroethane	0.00100	0.00500
1,1-Dichloroethene	0.00100	0.00500
1,2,4-Trichlorobenzene	0.00100	0.00500
1,2-Dibromo-3-chloropropane	0.00100	0.00500
1,2-Dibromoethane	0.00100	0.00500
1,2-Dichlorobenzene	0.00100	0.00500
1,2-Dichloroethane	0.00100	0.00500
1,2-Dichloropropane	0.00100	0.00500
1,3-Dichlorobenzene	0.00100	0.00500
1,4-Dichlorobenzene	0.00100	0.00500
2-Butanone	0.00500	0.0150
2-Hexanone	0.00500	0.0150
4-Methyl-2-pentanone	0.00500	0.0150
Acetone	0.0150	0.0500
Benzene	0.00100	0.00500
Bromodichloromethane	0.00100	0.00500
Bromoform	0.00100	0.00500
Bromomethane	0.00100	0.00500
Carbon disulfide	0.00100	0.00500

Qualifiers:
MQL - Method Quantitation Limit as defined by TRRP
MDL - Method Detection Limit as defined by TRRP

CLIENT: Geo Strata Environmental Consultants
Work Order: 1010173
Project: Hillcrest CEI

MQL SUMMARY REPORT

Carbon tetrachloride	0.00100	0.00500
Chlorobenzene	0.00100	0.00500
Chloroethane	0.00100	0.00500
Chloroform	0.00100	0.00500
Chloromethane	0.00100	0.00500
cis-1,2-Dichloroethene	0.00100	0.00500
cis-1,3-Dichloropropene	0.00100	0.00500
Cyclohexane	0.00500	0.0150
Dibromochloromethane	0.00100	0.00500
Dichlorodifluoromethane	0.00100	0.00500
Ethylbenzene	0.00100	0.00500
Isopropylbenzene	0.00100	0.00500
m,p-Xylene	0.00100	0.00500
Methyl Acetate	0.00500	0.0150
Methyl tert-butyl ether	0.00100	0.00500
Methylcyclohexane	0.00500	0.0150
Methylene chloride	0.00500	0.00500
o-Xylene	0.00100	0.00500
Styrene	0.00100	0.00500
Tetrachloroethene	0.00100	0.00500
Toluene	0.00100	0.00500
trans-1,2-Dichloroethene	0.00100	0.00500
trans-1,3-Dichloropropene	0.00100	0.00500
Trichloroethene	0.00100	0.00500
Trichlorofluoromethane	0.00500	0.0150
Vinyl chloride	0.00100	0.00500

TestNo: SW8270C Analyte	MDL mg/Kg	MQL mg/Kg
Acenaphthene	0.0200	0.0500
Acenaphthylene	0.0100	0.0500
Anthracene	0.0100	0.0500
Benzo[a]anthracene	0.0200	0.0500
Benzo[a]pyrene	0.0300	0.0500
Benzo[b]fluoranthene	0.0200	0.0500
Benzo[g,h,i]perylene	0.0200	0.0500
Benzo[k]fluoranthene	0.0300	0.0500
Chrysene	0.0200	0.0500
Dibenz[a,h]anthracene	0.0200	0.0500
Fluoranthene	0.0100	0.0500
Fluorene	0.0100	0.0500
Indeno[1,2,3-cd]pyrene	0.0100	0.0500
Naphthalene	0.0100	0.0500
Phenanthrene	0.0100	0.0500
Pyrene	0.0200	0.0500

TestNo: SW8270C Analyte	MDL mg/L	MQL mg/L
Acenaphthene	0.0000250	0.0000500
Acenaphthylene	0.0000250	0.0000500
Anthracene	0.0000250	0.0000500
Benzo[a]anthracene	0.0000250	0.0000500
Benzo[a]pyrene	0.0000250	0.0000500
Benzo[b]fluoranthene	0.0000250	0.0000500
Benzo[g,h,i]perylene	0.0000250	0.0000500
Benzo[k]fluoranthene	0.0000250	0.0000500
Chrysene	0.0000250	0.0000500
Dibenz[a,h]anthracene	0.00000500	0.0000100
Fluoranthene	0.0000250	0.0000500
Fluorene	0.0000250	0.0000500
Indeno[1,2,3-cd]pyrene	0.0000250	0.0000500
Naphthalene	0.0000250	0.0000500
Phenanthrene	0.0000250	0.0000500
Pyrene	0.0000250	0.0000500

Qualifiers:
MQL - Method Quantitation Limit as defined by TRRP
MDL - Method Detection Limit as defined by TRRP

ATTACHMENT C

AMENDMENTS TO LABORATORY DATA PACKAGES

November 17, 2010

Suzanne Green
Geo Strata Environmental Consultants
4718 College Park
San Antonio, Texas 78249

TEL: (210) 492-2558
FAX: (210) 492-8935

RE: Hillcrest CEI
Amendment Number 1 for Work Order 1010173

Dear Suzanne Green,

DHL Analytical received 29 samples on 10/23/10 for the analyses presented in the following AMENDED data report. This amendment consists of adding the "J" qualifiers to Benzene and Carbon disulfide to sample SO-SB5-01 and Acetone to sample SO-SB40-01.

There are a total of 3 pages in Amendment Number 1.

There were no problems with the analyses and all data met requirements of NELAC except where noted in the Case Narrative. All non-NELAC methods will be identified accordingly in the case narrative and all estimated uncertainties of test results are within method or EPA specifications.

If you have any questions regarding these test results, please feel free to call. Thank you for using DHL Analytical.

Sincerely,

John Dupont
General Manager

This report was performed under the accreditation of the State of Texas Laboratory Certification Number: T104704211-10-3

CLIENT: Geo Strata Environmental Consultants
Project: Hillcrest CEI
Project No: 760-SL11
Lab Order: 1010173

Client Sample ID: SO-SB5-01
Lab ID: 1010173-03
Collection Date: 10/22/10 09:25 AM
Matrix: Soil

Analyses	Result	SDL	RL	Qual	Units	DF	Date Analyzed
Benzene	0.00110	0.00104	0.00518	J	mg/Kg-dry	1	10/27/10 12:08 AM
Bromodichloromethane	<0.00104	0.00104	0.00518		mg/Kg-dry	1	10/27/10 12:08 AM
Bromoform	<0.00104	0.00104	0.00518		mg/Kg-dry	1	10/27/10 12:08 AM
Bromomethane	<0.00104	0.00104	0.00518		mg/Kg-dry	1	10/27/10 12:08 AM
Carbon disulfide	0.00284	0.00104	0.00518	J	mg/Kg-dry	1	10/27/10 12:08 AM
Carbon tetrachloride	<0.00104	0.00104	0.00518		mg/Kg-dry	1	10/27/10 12:08 AM
Chlorobenzene	<0.00104	0.00104	0.00518		mg/Kg-dry	1	10/27/10 12:08 AM
Chloroethane	<0.00104	0.00104	0.00518		mg/Kg-dry	1	10/27/10 12:08 AM
Chloroform	<0.00104	0.00104	0.00518		mg/Kg-dry	1	10/27/10 12:08 AM
Chloromethane	<0.00104	0.00104	0.00518		mg/Kg-dry	1	10/27/10 12:08 AM
cis-1,2-Dichloroethene	<0.00104	0.00104	0.00518		mg/Kg-dry	1	10/27/10 12:08 AM
cis-1,3-Dichloropropene	<0.00104	0.00104	0.00518		mg/Kg-dry	1	10/27/10 12:08 AM
Cyclohexane	<0.00518	0.00518	0.0155	N	mg/Kg-dry	1	10/27/10 12:08 AM
Dibromochloromethane	<0.00104	0.00104	0.00518		mg/Kg-dry	1	10/27/10 12:08 AM
Dichlorodifluoromethane	<0.00104	0.00104	0.00518		mg/Kg-dry	1	10/27/10 12:08 AM
Ethylbenzene	0.433	0.00104	0.00518		mg/Kg-dry	1	10/27/10 12:08 AM
Isopropylbenzene	0.329	0.0609	0.305		mg/Kg-dry	50	10/29/10 05:14 PM
m,p-Xylene	<0.00104	0.00104	0.00518		mg/Kg-dry	1	10/27/10 12:08 AM
Methyl Acetate	<0.00518	0.00518	0.0155		mg/Kg-dry	1	10/27/10 12:08 AM
Methyl tert-butyl ether	<0.00104	0.00104	0.00518		mg/Kg-dry	1	10/27/10 12:08 AM
Methylcyclohexane	2.30	0.305	0.914		mg/Kg-dry	50	10/29/10 05:14 PM
Methylene chloride	<0.00518	0.00518	0.00518		mg/Kg-dry	1	10/27/10 12:08 AM
o-Xylene	<0.00104	0.00104	0.00518		mg/Kg-dry	1	10/27/10 12:08 AM
Styrene	<0.00104	0.00104	0.00518		mg/Kg-dry	1	10/27/10 12:08 AM
Tetrachloroethene	<0.00104	0.00104	0.00518		mg/Kg-dry	1	10/27/10 12:08 AM
Toluene	<0.00104	0.00104	0.00518		mg/Kg-dry	1	10/27/10 12:08 AM
trans-1,2-Dichloroethene	<0.00104	0.00104	0.00518		mg/Kg-dry	1	10/27/10 12:08 AM
trans-1,3-Dichloropropene	<0.00104	0.00104	0.00518		mg/Kg-dry	1	10/27/10 12:08 AM
Trichloroethene	<0.00104	0.00104	0.00518		mg/Kg-dry	1	10/27/10 12:08 AM
Trichlorofluoromethane	<0.00518	0.00518	0.0155		mg/Kg-dry	1	10/27/10 12:08 AM
Vinyl chloride	<0.00104	0.00104	0.00518		mg/Kg-dry	1	10/27/10 12:08 AM
Surr: 1,2-Dichloroethane-d4	85.1	0	52 - 149		%REC	1	10/27/10 12:08 AM
Surr: 4-Bromofluorobenzene	422	0	84 - 118	S	%REC	1	10/27/10 12:08 AM
Surr: Dibromofluoromethane	71.6	0	65 - 135		%REC	1	10/27/10 12:08 AM
Surr: Toluene-d8	150	0	84 - 116	S	%REC	1	10/27/10 12:08 AM
Percent Moisture		**D2216**					**Analyst: AA**
Percent Moisture	17.9	0	0		WT%	1	11/01/10 10:20 AM

Qualifiers:

	See Final Page of Report for MQLs and MDLs	J	Analyte detected between SDL and RL
B	Analyte detected in the associated Method Blank	N	Parameter not NELAC certified
C	Sample Result or QC discussed in the Case Narrative	ND	Not Detected at the SDL
DF	Dilution Factor	RL	Reporting Limit (MQL adjusted for moisture and sample size)
E	TPH pattern not Gas or Diesel Range Pattern	S	Spike Recovery outside control limits
		SDL	Sample Detection Limit

CLIENT: Geo Strata Environmental Consultants
Project: Hillcrest CEI
Project No: 760-SL11
Lab Order: 1010173

Client Sample ID: SO-SB40-01
Lab ID: 1010173-08
Collection Date: 10/22/10 02:40 PM
Matrix: Soil

Analyses	Result	SDL	RL	Qual	Units	DF	Date Analyzed
Tx1005 TPH Soil		TX1005					Analyst: AV
T/R Hydrocarbons: C6-C12	<10.7	10.7	30.5		mg/Kg-dry	1	10/25/10 06:28 PM
T/R Hydrocarbons: >C12-C28	<10.7	10.7	30.5		mg/Kg-dry	1	10/25/10 06:28 PM
T/R Hydrocarbons: >C28-C35	<10.7	10.7	30.5		mg/Kg-dry	1	10/25/10 06:28 PM
T/R Hydrocarbons: C6-C35	<10.7	10.7	30.5		mg/Kg-dry	1	10/25/10 06:28 PM
Surr: Isopropylbenzene	91.5	0	70 - 130		%REC	1	10/25/10 06:28 PM
Surr: Octacosane	102	0	70 - 130		%REC	1	10/25/10 06:28 PM
PAHs: GC/MS		SW8270C					Analyst: DO
Acenaphthene	<0.0269	0.0269	0.0672		mg/Kg-dry	1	10/28/10 09:00 PM
Acenaphthylene	<0.0134	0.0134	0.0672		mg/Kg-dry	1	10/28/10 09:00 PM
Anthracene	<0.0134	0.0134	0.0672		mg/Kg-dry	1	10/28/10 09:00 PM
Benzo[a]anthracene	<0.0269	0.0269	0.0672		mg/Kg-dry	1	10/28/10 09:00 PM
Benzo[a]pyrene	<0.0403	0.0403	0.0672		mg/Kg-dry	1	10/28/10 09:00 PM
Benzo[b]fluoranthene	<0.0269	0.0269	0.0672		mg/Kg-dry	1	10/28/10 09:00 PM
Benzo[g,h,i]perylene	<0.0269	0.0269	0.0672		mg/Kg-dry	1	10/28/10 09:00 PM
Benzo[k]fluoranthene	<0.0403	0.0403	0.0672		mg/Kg-dry	1	10/28/10 09:00 PM
Chrysene	<0.0269	0.0269	0.0672		mg/Kg-dry	1	10/28/10 09:00 PM
Dibenz[a,h]anthracene	<0.0269	0.0269	0.0672		mg/Kg-dry	1	10/28/10 09:00 PM
Fluoranthene	<0.0134	0.0134	0.0672		mg/Kg-dry	1	10/28/10 09:00 PM
Fluorene	<0.0134	0.0134	0.0672		mg/Kg-dry	1	10/28/10 09:00 PM
Indeno[1,2,3-cd]pyrene	<0.0134	0.0134	0.0672		mg/Kg-dry	1	10/28/10 09:00 PM
Naphthalene	<0.0134	0.0134	0.0672		mg/Kg-dry	1	10/28/10 09:00 PM
Phenanthrene	<0.0134	0.0134	0.0672		mg/Kg-dry	1	10/28/10 09:00 PM
Pyrene	<0.0269	0.0269	0.0672		mg/Kg-dry	1	10/28/10 09:00 PM
Surr: 2-Fluorobiphenyl	64.4	0	40 - 140		%REC	1	10/28/10 09:00 PM
Surr: 4-Terphenyl-d14	82.6	0	40 - 140		%REC	1	10/28/10 09:00 PM
Volatiles by 8260/5035 GC/MS		SW8260B					Analyst: AJR
1,1,1-Trichloroethane	<0.00139	0.00139	0.00697		mg/Kg-dry	1	10/25/10 03:01 PM
1,1,2,2-Tetrachloroethane	<0.00139	0.00139	0.00697		mg/Kg-dry	1	10/25/10 03:01 PM
1,1,2-Trichloroethane	<0.00139	0.00139	0.00697		mg/Kg-dry	1	10/25/10 03:01 PM
1,1,2-Trichlorotrifluoroethane	<0.00697	0.00697	0.0209		mg/Kg-dry	1	10/25/10 03:01 PM
1,1-Dichloroethane	<0.00139	0.00139	0.00697		mg/Kg-dry	1	10/25/10 03:01 PM
1,1-Dichloroethene	<0.00139	0.00139	0.00697		mg/Kg-dry	1	10/25/10 03:01 PM
1,2,4-Trichlorobenzene	<0.00139	0.00139	0.00697		mg/Kg-dry	1	10/25/10 03:01 PM
1,2-Dibromo-3-chloropropane	<0.00139	0.00139	0.00697		mg/Kg-dry	1	10/25/10 03:01 PM
1,2-Dibromoethane	<0.00139	0.00139	0.00697		mg/Kg-dry	1	10/25/10 03:01 PM
1,2-Dichlorobenzene	<0.00139	0.00139	0.00697		mg/Kg-dry	1	10/25/10 03:01 PM
1,2-Dichloroethane	<0.00139	0.00139	0.00697		mg/Kg-dry	1	10/25/10 03:01 PM
1,2-Dichloropropane	<0.00139	0.00139	0.00697		mg/Kg-dry	1	10/25/10 03:01 PM
1,3-Dichlorobenzene	<0.00139	0.00139	0.00697		mg/Kg-dry	1	10/25/10 03:01 PM
1,4-Dichlorobenzene	<0.00139	0.00139	0.00697		mg/Kg-dry	1	10/25/10 03:01 PM
2-Butanone	<0.00697	0.00697	0.0209		mg/Kg-dry	1	10/25/10 03:01 PM
2-Hexanone	<0.00697	0.00697	0.0209		mg/Kg-dry	1	10/25/10 03:01 PM
4-Methyl-2-pentanone	<0.00697	0.00697	0.0209		mg/Kg-dry	1	10/25/10 03:01 PM
Acetone	0.0357	0.0209	0.0697	J	mg/Kg-dry	1	10/25/10 03:01 PM

Qualifiers:

	See Final Page of Report for MQLs and MDLs	J	Analyte detected between SDL and RL
B	Analyte detected in the associated Method Blank	N	Parameter not NELAC certified
C	Sample Result or QC discussed in the Case Narrative	ND	Not Detected at the SDL
DF	Dilution Factor	RL	Reporting Limit (MQL adjusted for moisture and sample size)
E	TPH pattern not Gas or Diesel Range Pattern	S	Spike Recovery outside control limits
		SDL	Sample Detection Limit

November 18, 2010

Suzanne Green
Geo Strata Environmental Consultants
4718 College Park
San Antonio, Texas 78249

TEL: (210) 492-2558
FAX: (210) 492-8935

RE: Hillcrest CEI
Amendment Number 2 for Work Order 1010173

Dear Suzanne Green,

DHL Analytical received 29 samples on 10/23/10 for the analyses presented in the following AMENDED data report. This amendment consists of including sample handling information to the case narrative and including volatiles surrogates to the 50X dilution of sample SO-SB5-01.

There are a total of 3 pages in Amendment Number 1. Please replace the case narrative, page 23, and page 38 for Sample SO-SB5-01 in the original report.

There were no problems with the analyses and all data met requirements of NELAC except where noted in the Case Narrative. All non-NELAC methods will be identified accordingly in the case narrative and all estimated uncertainties of test results are within method or EPA specifications.

If you have any questions regarding these test results, please feel free to call. Thank you for using DHL Analytical.

Sincerely,

John Dupont
General Manager

This report was performed under the accreditation of the State of Texas Laboratory Certification Number: T104704211-10-3

CLIENT: Geo Strata Environmental Consultants
Project: Hillcrest CEI
Lab Order: 1010173

CASE NARRATIVE

Samples were analyzed using the methods outlined in the following references:
Method TX1005 - Total Petroleum Hydrocarbons
Method SW8260B - VOC by GCMS (The compound Cyclohexane is not NELAC Certified)
Method SW8270C - PAH Organics by GCMS
Method D2216 - Percent Moisture

Exception Report R1-01
Samples were received and log-in performed on 10/23/2010. A total of 31 samples were received. The samples arrived in good condition and were properly packaged. A Trip Blank was added to one of the Chains of Custody per client's request, on 10/25/2010.

Exception Report R3-08
For Volatiles Analysis, the 50X dilution of Sample SO-SB5-01 was extracted with Methanol by Method 5035. See R10-01.

Exception Report R4-02
For Volatiles Analysis, the recoveries of surrogates 4-Bromofluorobenzene and Toluene-d8 for Samples SO-SB5-01 and SO-SB5-02 were above the method control limits. These were flagged accordingly in the enclosed Analytical Data Report. The remaining surrogates for these samples were within control limits. No further corrective actions were taken.

For TPH Analysis, the recovery of surrogate Isopropylbenzene for Sample SO-SB5-02 was above the method control limits. This was flagged accordingly in the enclosed Analytical Data Report. The remaining surrogate for this sample was within control limits. No further corrective actions were taken.

Exception Report R7-01
For Volatiles, TX1005 and PAH Organics Analysis, for soils, the reference sample designated for the MS/MSD was SO-SB39-01 (1010173-10). For Volatiles, TX1005 and PAH Organics Analysis, for waters, the reference sample designated for the MS/MSD was GW-05 (1010173-25). An MS/MSD is not applicable for the Equipment Blank, Field Blank or Trip Blank.

Exception Report R7-03
For Volatiles Analysis, for batch 43565, the recovery of Carbon Tetrachloride for the Matrix Spike Duplicate (1010173-10 MSD) was slightly below the method control limits. This is flagged in the QC Summary Report. This compound is within control limits in the associated LCS. The reference sample selected for this MS/MSD was from this workorder. No further corrective action was taken.

Exception Report R10-01
For Volatiles Analysis, the final soil plug, for Sample SO-SB5-01, was compromised in the laboratory. Approximately 5 grams of sample was taken from the 4 ounce sample jar of the same sample. The Methanol extraction was then performed and analyzed for Volatiles at a 50X dilution.

For Volatiles Analysis, Sample SO-SB5-02 was diluted due to the concentration of target analytes, unable to report from the initial 1X run.

DHL Analytical

Date: 11/18/10

CLIENT:	Geo Strata Environmental Consultants	Client Sample ID:	SO-SB5-01
Project:	Hillcrest CEI	Lab ID:	1010173-03
Project No:	760-SL11	Collection Date:	10/22/10 09:25 AM
Lab Order:	1010173	Matrix:	Soil

Analyses	Result	SDL	RL	Qual	Units	DF	Date Analyzed
Benzene	0.00110	0.00104	0.00518	J	mg/Kg-dry	1	10/27/10 12:08 AM
Bromodichloromethane	<0.00104	0.00104	0.00518		mg/Kg-dry	1	10/27/10 12:08 AM
Bromoform	<0.00104	0.00104	0.00518		mg/Kg-dry	1	10/27/10 12:08 AM
Bromomethane	<0.00104	0.00104	0.00518		mg/Kg-dry	1	10/27/10 12:08 AM
Carbon disulfide	0.00284	0.00104	0.00518	J	mg/Kg-dry	1	10/27/10 12:08 AM
Carbon tetrachloride	<0.00104	0.00104	0.00518		mg/Kg-dry	1	10/27/10 12:08 AM
Chlorobenzene	<0.00104	0.00104	0.00518		mg/Kg-dry	1	10/27/10 12:08 AM
Chloroethane	<0.00104	0.00104	0.00518		mg/Kg-dry	1	10/27/10 12:08 AM
Chloroform	<0.00104	0.00104	0.00518		mg/Kg-dry	1	10/27/10 12:08 AM
Chloromethane	<0.00104	0.00104	0.00518		mg/Kg-dry	1	10/27/10 12:08 AM
cis-1,2-Dichloroethene	<0.00104	0.00104	0.00518		mg/Kg-dry	1	10/27/10 12:08 AM
cis-1,3-Dichloropropene	<0.00104	0.00104	0.00518		mg/Kg-dry	1	10/27/10 12:08 AM
Cyclohexane	<0.00518	0.00518	0.0155	N	mg/Kg-dry	1	10/27/10 12:08 AM
Dibromochloromethane	<0.00104	0.00104	0.00518		mg/Kg-dry	1	10/27/10 12:08 AM
Dichlorodifluoromethane	<0.00104	0.00104	0.00518		mg/Kg-dry	1	10/27/10 12:08 AM
Ethylbenzene	0.433	0.00104	0.00518		mg/Kg-dry	1	10/27/10 12:08 AM
Isopropylbenzene	0.329	0.0609	0.305		mg/Kg-dry	50	10/29/10 05:14 PM
m,p-Xylene	<0.00104	0.00104	0.00518		mg/Kg-dry	1	10/27/10 12:08 AM
Methyl Acetate	<0.00518	0.00518	0.0155		mg/Kg-dry	1	10/27/10 12:08 AM
Methyl tert-butyl ether	<0.00104	0.00104	0.00518		mg/Kg-dry	1	10/27/10 12:08 AM
Methylcyclohexane	2.30	0.305	0.914		mg/Kg-dry	50	10/29/10 05:14 PM
Methylene chloride	<0.00518	0.00518	0.00518		mg/Kg-dry	1	10/27/10 12:08 AM
o-Xylene	<0.00104	0.00104	0.00518		mg/Kg-dry	1	10/27/10 12:08 AM
Styrene	<0.00104	0.00104	0.00518		mg/Kg-dry	1	10/27/10 12:08 AM
Tetrachloroethene	<0.00104	0.00104	0.00518		mg/Kg-dry	1	10/27/10 12:08 AM
Toluene	<0.00104	0.00104	0.00518		mg/Kg-dry	1	10/27/10 12:08 AM
trans-1,2-Dichloroethene	<0.00104	0.00104	0.00518		mg/Kg-dry	1	10/27/10 12:08 AM
trans-1,3-Dichloropropene	<0.00104	0.00104	0.00518		mg/Kg-dry	1	10/27/10 12:08 AM
Trichloroethene	<0.00104	0.00104	0.00518		mg/Kg-dry	1	10/27/10 12:08 AM
Trichlorofluoromethane	<0.00518	0.00518	0.0155		mg/Kg-dry	1	10/27/10 12:08 AM
Vinyl chloride	<0.00104	0.00104	0.00518		mg/Kg-dry	1	10/27/10 12:08 AM
Surr: 1,2-Dichloroethane-d4	85.1	0	52 - 149		%REC	1	10/27/10 12:08 AM
Surr: 1,2-Dichloroethane-d4	77.8	0	52 - 149		%REC	50	10/29/10 05:14 PM
Surr: 4-Bromofluorobenzene	422	0	84 - 118	S	%REC	1	10/27/10 12:08 AM
Surr: 4-Bromofluorobenzene	107	0	84 - 118		%REC	50	10/29/10 05:14 PM
Surr: Dibromofluoromethane	71.6	0	65 - 135		%REC	1	10/27/10 12:08 AM
Surr: Dibromofluoromethane	88.3	0	65 - 135		%REC	50	10/29/10 05:14 PM
Surr: Toluene-d8	98.2	0	84 - 116		%REC	50	10/29/10 05:14 PM
Surr: Toluene-d8	150	0	84 - 116	S	%REC	1	10/27/10 12:08 AM
Percent Moisture		**D2216**					**Analyst: AA**
Percent Moisture	17.9	0	0		WT%	1	11/01/10 10:20 AM

Qualifiers:

	See Final Page of Report for MQLs and MDLs	J	Analyte detected between SDL and RL
B	Analyte detected in the associated Method Blank	N	Parameter not NELAC certified
C	Sample Result or QC discussed in the Case Narrative	ND	Not Detected at the SDL
DF	Dilution Factor	RL	Reporting Limit (MQL adjusted for moisture and sample size)
E	TPH pattern not Gas or Diesel Range Pattern	S	Spike Recovery outside control limits
		SDL	Sample Detection Limit

ATTACHMENT D

FIELD NOTES

Location ACEI Date 10.18.10

Project / Client Monday

Sunny 80's

0639 Travel to Site
0705 on-site 2580030
On-site -
Cheri Kriegs - Geo Strats
Pete Schrs
Corpus Christi Gas - Jeff Jones
" " Gas Paul Fuchs
Omar Valdez - TCEQ
Mike Case - TCEQ
Robert Green - Geo Strats
Joel Jones - X Ray
Robert McLam - X Ray
Roger Farris - OSIC Locating
Joe Lopez - Vortex
Marcos Lopez - Vortex
Martin Casarez - Vortex
Ralph M Vortex
Robert Jones Vortex
0730 Conducted H&S Briefing
at school meeting site
mobilize to deca area +
set up deca pad

Location ACEI Date 10.18.10 (cont)

Project / Client

Note all samples mentioned on this page are collected by Cheri Kriegs
1030 MW-6 - set up at MW-6
1108 photo (1) looking west toward MW-6
photo (2) looking North toward MW-6
Decontaminated shovel with DI + isopanol prior to start
two soil samples collected from this monitoring well 01 + 02
sample SOMW-6 01 collected at
1118 0.5-2.5 feet bsg, in a silty clay, medium stiff + light greyish brown
OVM reading = 9 ppm
Sample SOMW-6 02 collected at
1126, 12.5-15 ft interval in a sandy clayey interval, light greyish brown
VOC samples collected with incore sampler, TPH collected with plunger method + PAH collected = to Ray Jones
Well set to 25'-22.5 screen
2.5 ft riser = ground or 2.5 stickup

Location HCEI Date 10.18.10
Project / Client Continue

1535 collect Equipment Rinsate sample GW EB02 after decontamination of "shoes", using ASTM Type II Reagent grade Dionized water (RDI)
1700 Ambient air sample collected near SB 20. for VOC only using RDI as for equipment Rinsate sample
All samples collected by Geo Strata personal packaged in one cooler & transported to shipping company.
1800 off-site
1830 Arrive hotel 258044

Location HCEI Date 10/19/10
Project / Client Tuesday

0645 Travel to site 258044
0700 On-site 258056
Conducted H&S Briefing
Attendees -
Cheri Kring } Geo Strata
Peter Schram
Robert Jones
Ralph Barthalomew } Vantage Clean
Marilin Casarez
Jon Lopez
Gary Miller - EPA
Mike Cove } TCEQ
Omar Valdez
Late arrival - Bob Green - Geo Strata
Meeting Notes -
Discussed purge & sample of monitor well will proceed no sooner than 48 hrs after well completion. Development of well does not alter this spec. per Omar Valdez

Location: HCEI Date: 10.19.10

Project / Client: cool / overcast partly cldy Tuesday Cont.

0800 set up at location MW-3
Note All samples noted in Book
are collected by Cheri Kring
0815 photo #(3) looking north towards
location of MW-3
photo (4) looking south towards MW-3
0825 James Comin Flint Hills on-site
0835 Suzie Canales on-site
Alongside Jim Haley with TCEQ
0853 Begin MW-3
water detected at 12' bsg
sample screening with FID (photovac)
indicated low levels ranging
from 0.2 ppm to 2.9 ppm. Sample
at water table interface ~~selected~~
selected for analysis per discussion w/
TCEQ Jim Haley
Sample analysis for SOMW-301
includes VOC, TPH + PAH
1015 Joe Hay with Flint Hills on-site
Discussions with OMAR V. (TCEQ)
indicated that an 8 ft. seal
was recommended. therefore the
well (MW-3) was completed

Location: HCEI Date: 10/19/10

Project / Client: Tuesday

with 8 ft Riser + 15 ft Screen.
1140 Drillers off-site for Lunch
1230 Back on-site
Cleaning remains on-site to
secure well
1330 Locking well cap + Bollards
set - load up + move to
~~MW-1~~ MW-2 site
1400 on-site for ~~MW-1~~ MW-2
1430 finish Boring + Bagging samples
1455 EPA Gary Miller on-site +
Begin screening samples with
Detected to 4 FID. approved
1510 Samples selected by Mike Cowe
& Omar V. (TCEQ). per protocol
SOMW-2 01 0-2.5' (7 ppm)
SOMW-2 02 12.5-15 (3 ppm)
↳ sample at water Table
interface.
Samples Analyzed for VOCs,
TPH, using Encore + power Step,
respectively, + PAHs

Location HCEI Date 10.19.10 (Tuesday)

Project / Client

1625 Ambient air field blank GW FB 2 collected by MW-1 & analyzed for VOCs

1645 Collected equipment Blnk GW EB 03, analyzed for VOC, TPH & PAH

1715 Augers decontaminated & begin drilling out for MW-1 – Nota – Pete drilled (Bored) point for sampling.

Omar, Mike & Gary off-site

1900 Attempt leave Battery dead & getting a jump.

21 30 CHIP ~~1930~~ arrive Hotel

— Into city

1700 photo (5) looking south at MW-2

Clinkly

Location HCEI Date 10/20/10 Wednesday

Project / Client

0635 Travel to Site

0700 Arrive Site 253 089

Begin planning & H&S Briefing

Cheri Kring
Rob Green
Pete Schram
& Orlex Crew } Geo Strata

Robert Soine
Martin Cassaro
Joe Lopez
Ralph Braithwaite

Omar Valdez
Mike Cowie } TCEQ
Gary Miller EPA

Discussed plan to attempt setting well with solid flight if well stays open for Pete's Crew

0813 on-site at MW-5 location

0835 Begin pushing samples

0845 Photo (6) view toward MW-5 looking west

Location HCEI Date 10.20.10

Project / Client Wednesday

0906 well bored to total depth
FID screening indicates
Low readings 1-2.9 ppm
sample selected for
Laboratory analysis, at
water Table interface only
so MW-5 01 (10-13'), for
VOCs, TPH + PAH.
Note samples collected by C. Krieg
on these pages

1100 Well is completed (to 23')
with 8' Riser and Locking Cap
Bollards will be installed later

1130 mobilize to MW-7 location to
drill out well. AA

1220 Lunch Break

1300 Back on-site @ MW-4

1400 James Comen (Flint Hills) stops
by to discuss grabbing sample at
MW-2

1442 Arrive at MW-2

1445 collect water sample from well
prior to purging for Baseline.
Noted no moisture inside PVC casing

Location HCEI Date 10.20.10

Project / Client Wednesday
Hot / Sunny

1630 collect ambient air sample
GW FB-3 @ MW-1 for
VOC analysis using Deionized
water (DI)

1700 collected equipment blank
sample using DI water
running over the "Shoes"
used during drilling

1950 Off-site

2010 Arrive Hotel 258.105

Location HCEI Date 10/21/10

Project / Client Thursday

0635 Travel to Site 258/05

0700 on-site 258 117

Cheri Kring
Pete Schen } Geo Strata

Robert Joiner
Ralph Bartholomew
Marlin Casares
Joe Lopez } Vortex Crew

Omar Valdez
Mike Cam } TCEQ

Gary Miller — EPA

Bob Green - GeoStrata

0800 Arrive SB-2 location

Photo #7 looking south at SB-2

0840 Suzie Canales on-site

0940 Arrive SB-3 location

photo #8 view looking north at SB-3

1005 Sample at 10' wet - select 7.5-10'

Laterally - samples 0-5' + 10-13' from SB-2 chosen for analysis for VOCs TPH + PAH

split (10-13') w/ EPA + MS/MSD

at 0-5' interval - James Cobinson 1130

Location HCEI Date 10-21-10

Project / Client Thursday

Sunny breezy

1100 at location SB-12

Sampled to water at 15' bsg

Selected 10-15' sample for analysis of VOC TPH + PAH

FID reading = 1.5 ppm, split w/ EPA

1200 photo #9 Taken after boring SB-12 installed, view east

Break for lunch

1300 Back on-site

Begin SB-14 (east side of Floral St. between Minton + Koepke)

Collected samples at 7.5-10' + 10-12.5' for analysis of VOC, TPH, PAH.

FID reading 1.5 + 0.8 ppm (respectively)

mobilize to SB-16 location

1440 first sample collected

1450 10-14' sample selected for analysis of VOC, TPH + PAH

1515 photo #10 Taken after boring completed looking towards SB-16 looking south.

1545 Arrive at SB-19 location

collect sample in 15-19' interval and analyze for VOC, TPH + PAH

Location: ACEI Date: 10.21.10

Project / Client: Thursday

Split same sample w/TL EPA.

1650 Travel to MW-1 to collect ambient air field blank (GWFB-4)

1715 Collected sample for VOC analysis

1720 Collected equipment blank GWEB-5 for analysis of VOCs, TPH + PAH

1810 Bob Green off-site to ship samples

1840 Chent Kring off-site 258 120

1900 Arrive hotel 258 132

Location: ACEI Date: 10.22.10

Project / Client: FRIDAY

0630 Travel to site 258 132

0700 Arrive site 258 144

conducted H&S Briefing

Present: C. Kring, Pete Schroeder, Rudy Arredondo, Bob Green — Geo Strat

Robert Jaime, Martin Casares, Joe Lopez, Ralph Bartholomew — Cortez

Gary Miller - EPA

Omar Valdez, Milo Cook — TCEQ

0750 Arrive location SB-32, N side of Broadway

Selected samples (10-15) ft for analysis of VOC, TPH + PAH

Photo #11 looking east towards SB-32

0910 AT location SB-5, east side of Port St. at Hatch St.

Selected samples at 5-10' + 10-15' for analysis of VOC, TPH + PAH

photo #12 Looking east towards SB-5,

Location ACEI Date 10.22.10

Project / Client Friday

Note: highest FID readings observed at this location ranging from 1120 ppm to 3589 ppm. collected explosion vapor reading of 100% in Borehole + 0% in Ambient air at Borehole opening using MSA meter. collected Duplicate Sample SOFD-6 with 5-10' sample

1040 Arrive at location SB-36 at Port + Sumner

1120 Photo # 13 looking west toward SB-36
Photo # 14 Grab in sample
Sample collected at 5-10' interval
Selected for analysis of VOC, TPH + PAH
water at 11'

1230 collected Field blank GW FB 5 @ SB-36 location for VOC analysis

1240 Break for Lunch

1315 Back on-site at location SB-37

1345 selected sample at 5-10' for analysis of VOC, TPH + PAH, FID = 0.3 ppm
Photo #15 looking South at SB-37

Location ACEI Date 10.22.10

Project / Client Friday

1430 at location SB-40, north side of Nuecor

1440 selected sample at (5-10') for analysis of VOC, TPH + PAH as well as Duplicate SOFD-7

1438 photo # 16 looking north toward SB 40

1552 at location SB-38, South side Nuecor between Port + Lexington

1611 Sample at 10-13, 0 ppm selected for analysis of VOC, TPH, PAH

1638 photo # 17 looking south toward boring location marker for SB 38

1645 at location SB-39, east side of Lexington North of Highway,

1657 photo # 18 looking east toward SB 39
photo # 19 looking south to SB 39

1658 Sample selected (10-14') for analysis of VOC TPH + PAH + MS/MSD
Note ACEQ Ann Lund has been with me since SB-36.
9-Drums soil generated
10-Drums water generated

2000 off-site

2300 Arrive office

258 3/9

CONTENTS

PAGE	REFERENCE	DATE

Location _____ Date 10/17/10

Project / Client HILLCREST

Odometer Start 79 (TRIP)
Left office @ 700 PM
- in transit to CC
Best Western @ 1030 PM
10/18/10

Odometer Start 225 (trip
left motel @ 630
Meet crew at job site

Safety Meeting @ 7 AM
- conducted by S. King (GEOSTRATA)

Staging Area @ 745 AM

Photo #1 @ staging area
looking north @ air monitoring
station (AQ3)

Photo #2 @ staging area
looking north @ air monitoring
station (AQ3)

Location Compos Date 10/18/10

Project / Client HILLCREST

HECI-760-11

@ Staging Area setting up decon station, calibrating FID's, sorting sample containers.

FID Span gas 496-500
@ 8:50 AM
- calibrated in Saturday

Calibrate Scales #1 @ 9 AM
span weight 49.96-50 g

Calibrate Scales #2 @ 910 AM
Span weight 50.00-50.01 g

Initial decon completed @ 948 AM

all Water
3 VOA's (VOCs w/ HCl)
3 VOA's (TPH w/ HCl)
2 500-ml amber PAH (ICE)

Location Compos Date 10/18/10

Project / Client HILLCREST

HECI-760-11

GW-EB-01 PVS 10/18/10 1011
Initial deion final rinse
Sampler - no split
3 VOA's VOC's (w/ HCl)
3 VOA's TPH (w/ HCl)
2 500-ml Amber (ice)
@ central decon area

Photo #3 PVS Eastern view of soil boring #33

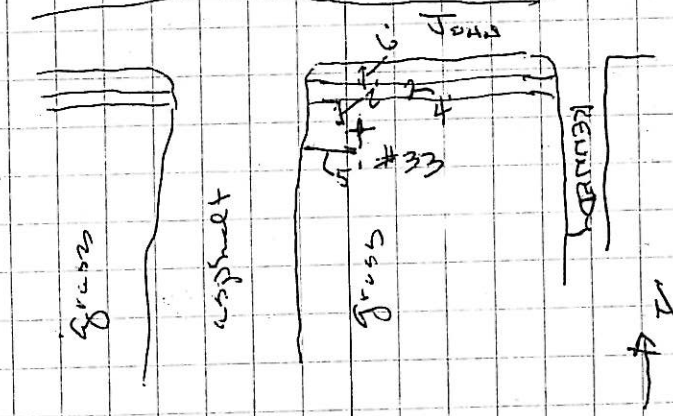

Photo #4 PVS Northern view of soil boring installation for soil boring #33

Location Hillcrest Date 10/18/10

Project / Client HECI-760-11

B-33 Started @ 1047

0-2.5 0.5 ppm	1049	Clay, black, stiff, friable, no plastic, black
2.5-5.0 2.8 ppm	1049	Clay, black, stiff friable, no plastic, black to dark brown
5-7.5 6.0 ppm	1056	Clay, sandy, silty, lt brown to tan, mod. stiff, sli. plastic, dry
7.5-10 3.6 ppm	1057	Clay, sandy, silty, lt. brown to tan, mod. stiff, sli. plastic, dry
10-12.5 2.8 ppm	1059	Clay, sandy, silty, AA, Sand, 9-9.5, unconsolidated fg, poorly sorted; Clay, 9.5-10 AA moist
12.5-15 1.8 ppm	1059	SAND AA; wet @ 13' BGS clayey, silty.

Location Hillcrest Date 10/18/10

Project / Client HECI-760-11

Photo #5 PUS N view of 0-5.0 of boring #33

Photo #6 PUS N view of 5-10 of boring #33

Photo #7 PUS N view of 10-15 of boring #33

Photo #8 PUS N view of 10-15 of boring #33

~~PID~~	FID	PID	
0-2.5	0.5	12.0	
2.5-5	2.8	12.7	
5-7.5	6.0	11.5	*
7.5-10	3.6	11.6	
10-12.5	2.8	9.2	
12.5-15.0	1.8	9.9	*

Location _____ Date _____

Project / Client _____

SO-SB33-01 & SO-SB33-02

B-33 @ 5-7.5 B 33 @ 12.5-15

	Preload	Offset
Encore 1	15.89	+0.77
Encore 2	15.89	+0.77
Encore 3	15.90	+0.77

Photo #9 PU3 N view of boring location #6.

SB-6

SO-SB6-01

Photo #10 PU3 S view of core from 0-5

Photo #11 PU3 S view of core from 5-10

Photo #12 PU3 S view of soil boring #6 from NW corner of Broadway & Nueces

Location _____ Date _____

Project / Client _____

#6

0-2.5 35.8 ppm	1214	Clay, black, friable stiff, no plastic, dry
2.5-5 19.8 ppm	1214	Clay, sandy, silty, good, tan plastic, sli. stiff, moist
5-7.5 32.3 ppm	1219	Clay, sandy, tan, silty good plastic, wet @ 7.5' Bgs
TD=10 11.1 ppm	1219	Clay, tan, saturated

Sampled SB-6 @ 5-7.5

Owner declined sample @ 0-2.5

Sample SO-SB6-02 is used for sample @ 5-7.5

Location HECI - 760 - 11 Date 10/18/10

Project / Client HILLCREST

#6

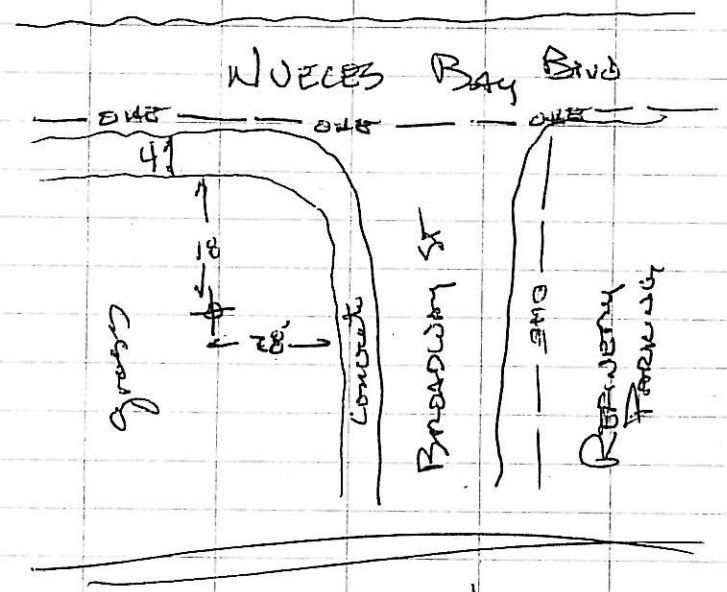

SB - 7

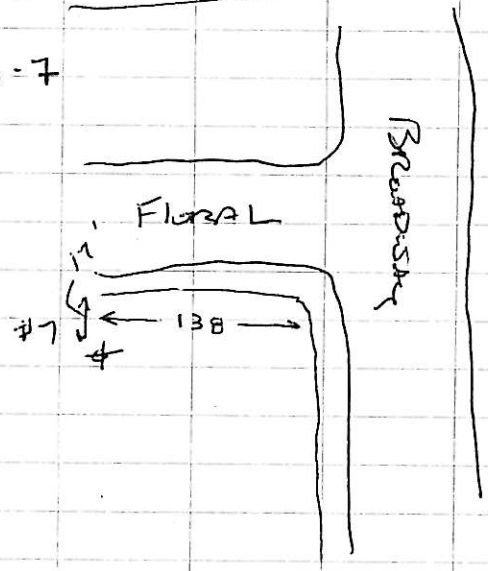

Location HECI - 760 - 11 Date 10/18/10

Project / Client HILLCREST

SO - SB7 -

0 - 2.5 1.7 ppm	1345	Clay, blk, friable, stiff, heavy organic material (wood) dry
☆ 2.5 - 5 3.5 ppm	1345	Clay, sandy, silty, black to tan, mottled,
5 - 7.5 0.4 ppm	1357	Clay, sandy, silty, tan to lt. brown, mod. plastic, dry
7.5 - 10 0.9 ppm	1357	Clay, sandy, silty, tan to lt. brown, mod. plastic, dry

NEXT PAGE

Photo 13 - RB W View of SB-7
Photo 14 - RB W View of SB-7
Photo 15 - RB W View of core @ 0-5
Photo 16 - RB " " @ 0-5

Location _____ Date 10/18/10

Project / Client 10 ~~8~~

#7

10-12.5 1.5 ppm	1404	clay, silty, sandy stiff, mod. plastic, tan to brown, dry.
12.5-15 1.3 ppm	1404	clay AA, dry
15-17.5 1.8 ppm	1409	clay AA, dry
17.5-20 2.4 ppm	1409	clay AA, dry
20-22.5 1.9 ppm	1425	clay AA dry
* 22.5-25 1.5 ppm	1425	clay AA, ~~[illegible]~~ wet

SO.SB7.01 @ 22.5-25°

SO.SB7.02 @ 2.5-5°

Location _____ Date 10/18/10

Project / Client _____

Photo 1532 N View of MW-3
Photo 1535 N View of MW-3

SB-20
~~MW-3~~ (OCS/MSD)

0-5 1.0 ppm	1524	clay, black to dark brown, sandy, silty, mod. firm poor plastic, dry
5-10 0.5 ppm	1532	clay, silty, sandy, good plastic, poorly firm, dry
10-15 1.3 ppm	1540	sand, clayey, silty, uniform, saturated @ 13' BGS

Photo 1534 S View of core 0-5 AVS
Photo 1533 S View of core 0-5 AVS
Photo 1332 S " " " core 5-10
Photo 1331 " " " " 5-10
Photo 1330 " " " 10-15
Photo 1329 10-15

Location _____ Date 10/18/10

Project / Client _____

DUP · SO · FD · 1 = SB-20 @ 10-15'

Return to motel @ 6 PM

GW-EB-01	10/18/10	1011 (Equip Blank)
SO-SB33-01	10/18/10	1056 (5-7.5)
SO-SB33-02	10/18/10	1056 (12.5-15)
SO-SB6-01	10/18/10	1219 (5-7.5)
SO-SB7-02	10/18/10	1345 (2.5-5)
SO-SB7-01	10/18/10	1425 (22.5-25)
SO-SB20-01	10/18/10	1540 (10'-15')

Location HCEI-760·SL·11 Date 10/19/10

Project / Client HILLCREST

645AM
Odometer Start 254.5 (TRIP)
Calibrate PID (span 499.9)
700AM Safety Meeting

Photo #1529 N view of soil boring location #SB-8 @ 751 (PVS)
Photo #1528 - N view of hand probe SB-8

SB-8 [SO·SB·8]

Began drilling @ 806

0-2.5	806	Clay, sandy, silty, v. stiff, poor plastic, lt. brown-tan, dry
0.0 ppm		
2.5-5	806	Clay-AA, dry
0.0 ppm		
5-7.5	812	Clay, off white-tan, v. stiff, poor plastic, sandy silty, dry.
0.0 ppm		
7.5-10	812	Clay-AA dry.
0.3 ppm		

Location HCEI-760.SL.11 Date 10/19/10

Project / Client

Photo 1527 Ε View of 0-5 core
Photo 1526 Ε View of 0-5 core
Photo 1525 Ε View of 5-10 core
Photo 1524 Ε View of 5-10 Core
Photo 1523 Ε View of 10-15 Core
Photo 1522 Ε View of 10-15 Core
Photo 1521 Ε View of 15-20 core
Photo 1520 Ε View of 15-20 core

10-12.5 817 Clay, tan to light brown
0.8 ppm v. stiff, poor plastic, dry

12.5-15 817 Clay AA, v. sandy @ 12.5-13,
0.0 ppm dry

15-17.5 822 Clay, sandy AA, dry
0.5 ppm

17.5-20 822 Clay, grading into Sand
0.0 ppm poorly sorted, fg,
Saturated @ 19' BGS

SO-SB-8.01 10/19/10 822 17.5-20

Location HCEI-760.SL.11 Date 10/19/10

Project / Client

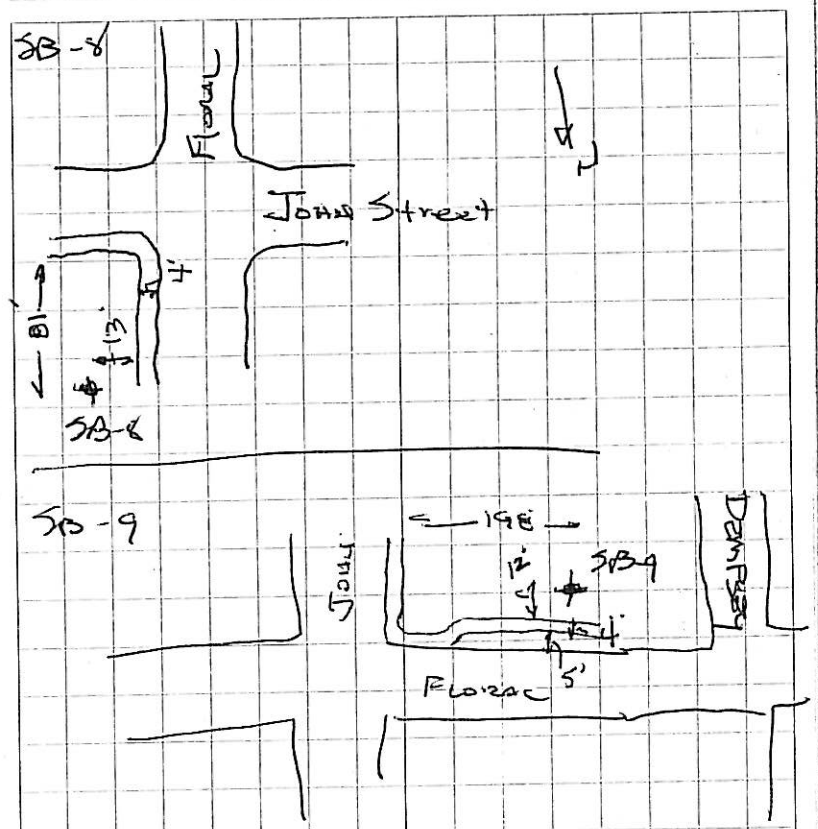

Photo 1519 S View of line clearing on SB-9
Photo 1518 Ε View of core @ 0-5'
Photo 1517 Ε View of core @ 0-5'
Photo 1516 Ε View of core @ 5-10
Photo 1515 Ε View of core @ 5-10
Photo 1514 " " 10-15
Photo 1513 10-15

Location HCEI - 760 - SC - 11 Date 10/19/10

Project / Client

SB-9

0-2.5 1.4 ppm	916	Clay, black, dark brown, v. stiff, friable, silty, sandy, dry
2.5-5 1.5 ppm	916	Clay A/A - dry
5-7.5 1.0 ppm	922	Clay, sandy, silty, v. stiff, poor plastic, dry
7.5-10 0.7 ppm	922	Clay A/A - dry
~~10/12~~	~~928~~	~~Clay, sandy, silty, v. stiff poor plastic, dry~~
~~12-15~~	~~928~~	~~Clay A/A dry~~
10-12.5 1.1 ppm	932	Clay, sandy, silty, soft, mod. plastic, moist, tan
12.5-15 1.1 ppm	932	Sand, clayey, silty, unconsol. tan, fg, poorly sorted wet Location @ 14'

Location HCEI - 760 - SC - 11 Date 10/19/10

Project / Client

So SB9-01 10/19/10 932 (12.5-15)

~~So SB9-02 10/19/10 932 (12.5-15)~~

SB-10

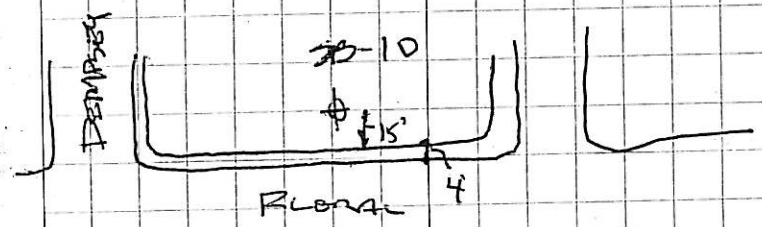

Photo	1512	S view of SB5-10
Photo	1511	E view of core @ 0-5
Photo	1510	E view of core @ 0-5
Photo	1509	E view of core @ 5-10
Photo	1508	E view of core @ 5-10
Photo	1507	E view of core @ 10-15
Photo	1506	E view of core @ 10-15
Photo	1505	E view of core @ 15-20
Photo	1504	E view of core @ 15-20

Location HCEI.760 SL.11 Date 10/19/10

Project / Client

SB-10

0-2.5 0.4 ppm	1042	clay, sandy, silty, v. stiff, poor plastic, lt brown dry
2.5-5 1.4 ppm	1042	clay, AA, dry
5-7.5 2.0 ppm	1051	Clay, sandy, silty, v. stiff, lt. brown, poor plastic dry
7.5-10 1.1 ppm	1051	Clay AA dry
10-12.5 1.3 ppm	1055	Clay, sandy, silty, v. stiff poor plastic, lt. brown dry.
12.5-15 0.8 ppm	1055	clay, silty, v. stiff, mod. plastic, lt. brown, moist.
15-17.5 0.4 ppm	1104	clay, silty, sandy, v. stiff, poor plastic, lt. bro
17.5-20 1.2 ppm	1104	clay sandy wet

Location HCEI.760.SL.11 Date 10/19/10

Project / Client Hunter

So.SB.10.01 10/19/10 1106 (17.5-20)

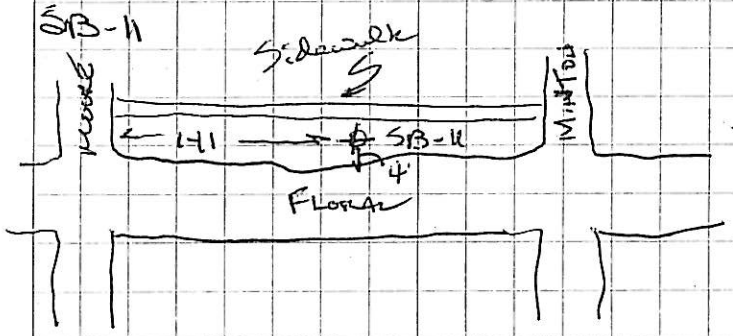

Photo 1503 S view of SB-11 (AB3)
~~Photo 1502~~
~~Photo 1501~~
Photo ~~1500~~
Photo ~~1499~~
Photo ~~1498~~
Photo ~~1497~~
Photo ~~1496~~

~~Moved~~ ff SB-11 to Sample MW-1

Location HCEI - 760 . SL . 4 Date 10/19/10

Project / Client HILLCREST

SB-11

0-2.5

2.5-5

5-7.5

7.5-10

10-12.5

12.5-15

PAGE LEFT BLANK INTENTIONALLY

Location Date

Project / Client

PAGE LEFT BLANK INTENTIONALLY

Location ACEI - 760 - SL - 4 Date 10/19/10

Project / Client Hillcrest

MW-1

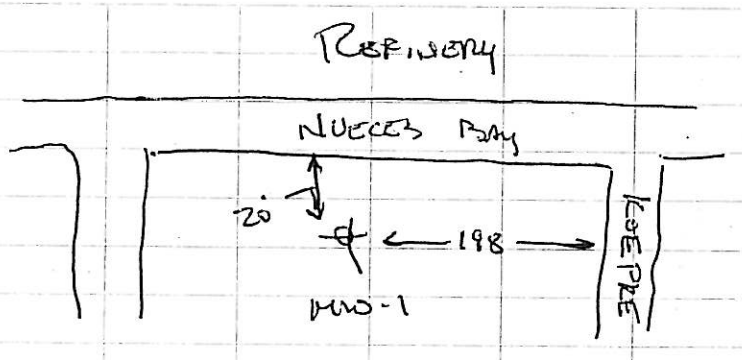

Photo 1502 E view of clearance at MW-1
Photo 1501 W view of core at 0-5
Photo 1500 W view of core at 0-5
Photo 1499 W view of core at 5-10
Photo 1494 " " " @ 5-10
Photo 1497 " " " @ 10-15
Photo 1496 " " " @ 10-15
Photo 1495 " " " @ 15-20
Photo 1494 " " " @ 15-20
Photo 1493 " " " @ 20-25
Photo 1492 " " " @ 20-25

Riser 9 ft
Screen 15 ft
Stickup

Location ACEI - 760 - SL - 01 Date 10/19/10

Project / Client Hillcrest

MW-1

0-5 0.8 ppm	1340	Clay, silty, sl. sandy, v. stiff, poor plastic, dark gray to brown, dry
5-10 2.0 ppm	1343	Clay, silty, sandy v. stiff, poor plasticity, tan to lt brn dry
10-15 1.0 ppm	1346	Clay (10-12) Ad, moist; Sand clay, silt, unconsolidated, tan to light brown WET @ 14'
15-20 4.2 ppm	1353	Sand, clayey, silty, poor sorting, unconsolidated, tan to light brown. Saturated.
20-25 4.8 ppm	1358	Sand AA Saturated

Location HCE1·760·SL·4 Date 10/19/10

Project / Client Hancock

Dup·2 (SO.FD.2) collected
at MW-1 @ 10'-15'

SO·MW1·01 10/19/10 1346 (10'-15')
SO·MW1·02 10/19/10 1353 (15'-20')
~~SO·MW1-02 10/19/10 1353 (15'-20')~~
~~MS/MSD~~
SO·MS/MSD·02 10/19/10 1353
from MW-1 @ 15'-20'

Location HCE1·760·SL·4 Date 10/19/10

Project / Client Hancock

SB·13

Photo	1491	Z. View of location
P	1490	ZV core @ 0-2.5'
	1489	Z View core @ 0-2.5'
	1488	Z View core @ 2.5'-5
	1487	Z View core @ 2.5'-5
	1486	Z View core @ 5-7.5'
	1485	@ 5-7.5'
	1484	@ 7.5'-10
	1483	@ 7.5'-10
0-2.5' 0.6 ppm	1539	Clay black dry
2.5-5 0.3 ppm	1539	Clay, tan-brown, stiff
5-7.5' 0.1 ppm	1543	Clay, tan, stiff, Sandy
7.5'-10 0.2 ppm	1543	Clay A.A, dry
10-12.5' 0.8 ppm	1557	Clay, V. sandy, moist
12.5'-15 0.2 ppm	1557	Pit @ 14' Sand, wet

Location HCEI-760-SL-4 Date 10/19/10

Project / Client HARCREST

20-SB1301 10/19/10 1557 (12'-15')

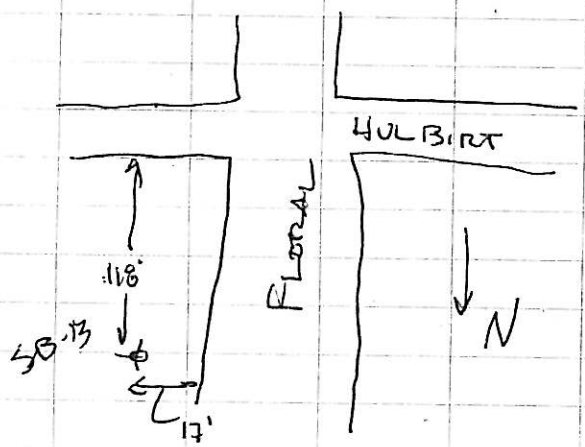

Arrived back at motel @ 6:30 PM

Location HCEI-760-SL-4 Date 10/20/10

Project / Client HARCREST

Arrive location @ 7 AM
Safety meeting
Calibrate PID (Span 512.7)

MW-4

Photo 1484 S view of location
1483 S view of location
1482 S view of core 0-2.5'
1481 " " " 0-2.5'
1480 " " " 2.5'-5'
1479 " " " 2.5'-5'
1478 " " " 5'-7.5'
1477 " " " 5'-7.5'
1476 " " " 7.5'-10'
1475 " " " 7.5'-10'
~~1474 " " " 10'-12.5'~~
~~1473 " " " 10'-12.5'~~
~~1472 " " " 12.5'-15'~~
~~1471 " " " 12.5'-15'~~

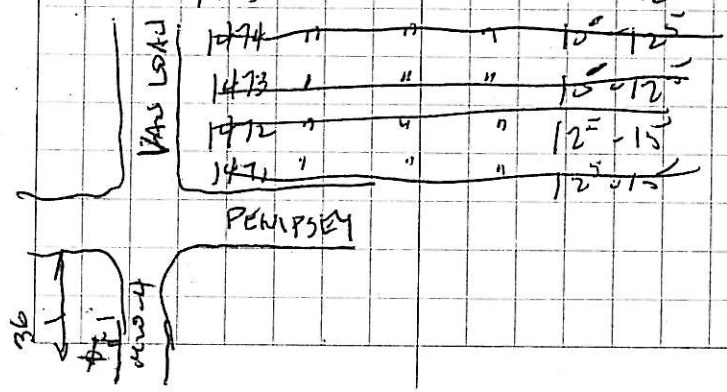

Location HCBI · 760 · SC · 11 Date 10/20/10

Project / Client Hillcrest

MW-4

0-2.5 0.5 ppm	821	Clay, black to brown stiff, heavy organics dry
2.5-5.0 0.0 ppm	821	Silt @ 4.5; Clay, lt brown to tan, v. stiff, to soft. dry, poor to good plastic
5.0-7.5 0.0 ppm	824	Sand, poor grading (sorting) tan, fg, saturated wet @ 6
7.5-10 0.0 ppm	824	Sand AA to 9' Bgs, clay @ 9-10, Clay, tan, v. stiff, poor plastic, wet.
10-12.5 0.0 ppm	830	Sand AA to 11.5-12, Clay, tan, v. stiff, poor-mod plastic, wet.
12.5-15 0.0 ppm	830	Clay to 14-14.5 ft, Sand tan-gray, fg, poorly sorted, wet.
15-17.5 0.0 ppm	837	SA (15-16); Clay. v. stiff tan, mod. plastic wet
17.5-20 0.2 ppm	837	Sand, clayey, silty, fg poorly sorted, wet

Location HCBI · 760-SC · 11 Date 10/20/10

Project / Client HILLCREST

SC · MW-4 · 02 10/20/10 8:30 (10-12.5)
8 containers
Riser 8 ft Screen = 12.5 flush
Recon angus after attempting to set well w/ solid flight augers - too much flowing sand

finished at location @ 9:47 AM

MW-7 10/20/10

Photo 1474	Sand p MW-7				
Photo 1473	W	View	of	core	0-5
1472	"	"	"	"	0-5
1471	"	"	"	"	5-10
1470	"	"	"	"	5-10
1469	"	"	"	"	10-15
1468	"	"	"	"	10-15
1467					
1466					

Location HCEI.760.SL.11 Date 10/20/10

Project / Client Hillcrest

MW-7

0-2.5 1041 Clay, tan, mod. stiff, good plastic, dry-moist
0.0 ppm
Rep? (loose)

2.5-5 1041 clay, tan, mod. stiff good plastic, dry-moist
0.0 ppm
Rep? (loose)

5-7.5 1050 clay, tan sandy, silty, mod. stiff, good plastic dry
0.0 ppm

7.5-10 1050 Clay AA, dry
0.0 ppm

10-12.5 1055 Clay AA, dry-moist
0.0 ppm Sand c lt wet, fg. consolidated, clayey

12.5-15 1055 Sd tan, clayey, silty, poor stiff, mod plastic saturated
0.0 ppm

15-17.5 1100 Sd AA wet
0.0 ppm

17.5-20 1100 Sd AA, wet, slightly more clay rich @ 19-20.
0.0 ppm

Location HCEI.760.SL.11 Date 10/20/10

Project / Client Hillcrest

MW-7 (cont.)

20-22.5 1110 Sd AA wet
0.0 ppm
Riser 8 ft
Screen 15 ft
flush mount

22.5-25 1110 Sd, AA, wet
0.0 ppm

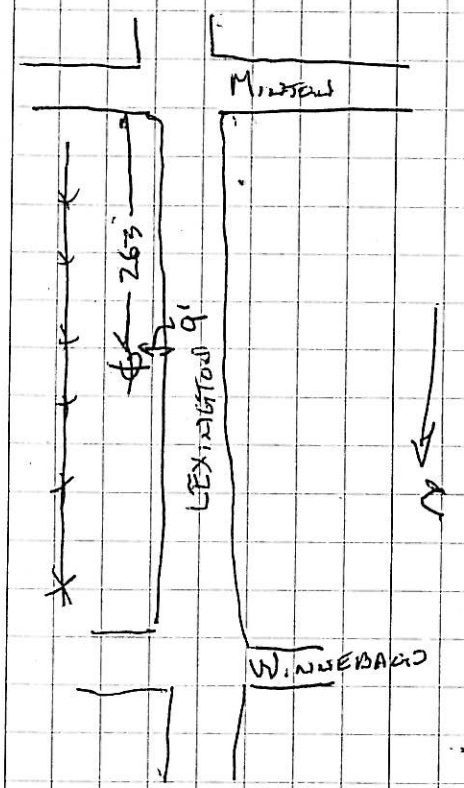

Location HCEI-720-SL-11 Date 10/20/10

Project / Client Hillcrest

So MW701 10/20/10

Broke for lunch @ 1220
Returned location @ 1300

MW-8

Photo 1465 N View of MW-8
1464 N View of core 0-2.5
1463 " " " " 0-2.5
1462 " " " " 2.5-5
1461 " " " " 2.5-5
1460 " " " " 5-7.5
1459 " " " " 5-7.5
1458 " " " " 7.5-10
1457 " " " " 7.5-10
1456 " " " " 10-12.5

MW8 Riser ~~15~~ 5
Screen ~~15~~ 15
flush mount

Location ACEI-720-SL-11 Date 10/20/20

Project / Client Hillcrest

MW-8

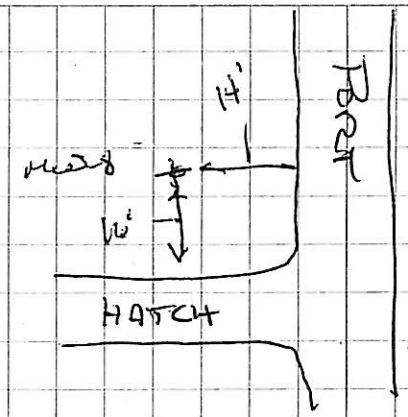

0-2.5 0.3 ppm	1426	Clay, dark brown, friable, v. stiff, no plastic, dry
2.5-5 0.3 ppm	1426	Clay, silty, sandy, tan v. stiff, poor plastic, dry
5-7.5 0.3 ppm	1432	Clay AA, dry
7.5-10 0.1 ppm	1432	Clay AA dry to 9'; Clay, tan, sandy, silty, good plasticity, moist.
10-12.5 0.5 ppm	1435	Sandy, silty, clayey, soft, fg, saturated.

Location HCEI · 760 · SL · 11 Date 10/20/10

Project / Client Hillcrest

12.5-15 139 ppm	1435	sand, charcoal, silty, fg, consolidated, good plasticity, heavy gray staining & diesel odor @ 14-15 feet BGS
15-17.5 83 ppm	1442	sand, charcoal, silty, fg, consolidated, good plasticity, heavy gray staining & diesel odor
17.5-20 10.4 ppm	1442	sand AA Saturated

SO MW-8.01 10/20/10 1432 (7.5-10)
SO MW8.02 10/20/10 1435 (10-12.5)
SO MW8.03 10/20/10 1435 (12.5-15)

1725 FID 0.4-2.4 ppm @ MW-1
all ambient readings

1730 PID 0.9-1.8 ppm @ MW-2
all ambient readings

Location HCEI · 760 SL · 11 Date 10/20/10

Project / Client Hillcrest

PAGE LEFT BLANK INTENTIONALLY

Location HCEI · 760 · SL · U Date 10/22/10

Project / Client Hillcrest

Odometer start 325.8 (Trip)
Calibrate PID (495-501 span)
Safety meeting

SB-1

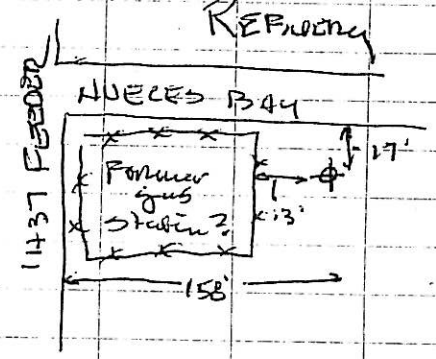

Photo 1456 N view of SB-1 location
1455 W view of core @ 0-5
1454 W view of core @ 0-5
1453 W view of core @ 5-10
1452 W view of core @ 5-10
1451 W. view of core @ 10-15
1450 W view of core @ 10-15

Location HCEI · 760 · SL · U Date 10/22/10

Project / Client Hillcrest

SB-1

0-2.5 804 0.7 ppm	Clay, black, v. stiff, no plasticity, sl. sandy, dry, friable
2.5-5 804 0.0 ppm	Clay, dark brown, silty, sandy, friable, v. stiff, no plastic, dry
5-7.5 810 7.3 ppm	Clay, tan, silty sandy, fair plastic, mod. firm, dry
7.5-10 810 45.1 ppm	Clay, tan dk, dry
10-12.5 812 47.2 ppm	Sand, clayey, v. silty, unconsolidated to firm, fair plastic, moist
12.5-15 812 132.7 ppm	Sand, slightly clay, sl. silty, unconsolidated, tan, fg, poor sorting, saturated at 14.5 feet, dark gray staining, strong diesel odor, oily.

Location HCEI-760-SL-U Date 10/21/10

Project / Client HILLCREST

SB 1

So SB1 01 10/21/10 812 (12.5-15) [8]

So FD 04 10/21/10 1300 (12.5-15) [8]
taken @ SB-1 @ 12.5-15

SB 26

Photo 1449 W view of SB-26
1448 W view of core 0-5
1447 " " " 0-5
1446 " " " 5-10
1445 " " " 5-10
1444 " " " 10-15
1443 " " " 10-15



Location HCEI-760-SL-U Date 10/21/10

Project / Client Hillcrest

SB-26

0-2.5 918 Clay, silty, blk grading to
0.0 ppm lt. brown, sl. sandy, mod stiff
fair plastic, dry.

2.5 918 Clay, silty, sandy, tan to
0.0 ppm lt. brown, mod. stiff, fair
plastic, dry.

5-7.5 925 Clay, tan to lt. brown, v. stiff,
0.0 ppm no plastic, silty, sl. sandy,
dry

7.5-10 925 Clay AA dry
0.0 ppm

10-12.5 930 Clay, sandy, silty, mod firm,
0.0 ppm poor plastic, dry

12.5-15 930 S.L. wet @ 14'
0.0 ppm Clay 12.5-13 AA dry; S.L 13-15
fg, tan, poorly sorted,
wet at 14'.

So SB2601 10/21/10 930 (12.5-15') [8]
So SB2602 10/21/10 918 (0-2.5 RepA 8 only) [1]

Location HCEI-TKO-SL-11 Date 10/21/10

Project / Client Hillcrest

SB-11 (See page 21 for site plot)

Photo	1443	S side of SB-11			
	1442	E view of core 0-5			
	1441	E view of core 0-5			
	1440	" " "	5-10		
	1439	" " "	5-10		
	1438	" " "	10-15		
	1437	" " "	10-15		
	1436	" " "	15-20		
	1435	" " "	15-20		

So SB11 01	10/21/10	1058	(5-7.5)	[8]
So SB11 02	10/21/10	1110	(15-17.5)	[8]

Location HCEI-TKO-SL-11 Date 10/21/10

Project / Client Hillcrest

SB-11

0-2.5 0.0 ppm	1053	Clay, blk to dark brown, friable v. stiff, poor plasticity, dry
2.5-5 43.3 ppm	1053	Clay, dark brown grading to tan, v. stiff, poor plasticity, sandy silty, dry
5-7.5 125.4 ppm	1058	Clay, silty, sandy, tan to lt. brown, mod. stiff, mod. plasticity, dry
7.5-10 25.7 ppm	1058	Clay, Ad dry.
10-12.5 0.0 ppm	1103	Clay, sandy, silty, tan to lt. brown, mod stiff, mod. plasticity, dry
12.5-15 0.0 ppm	1103	Clay, Ad, moist.
15-17.5 0.0 ppm	1110	Sd, clayey, silty, fg, uncons. poorly sorted, saturated @ 15 feet BGS
17.5-20 0.0 ppm	1110	Sd. Ad, wet

Location ACEI · 760 · SL · 11 Date 10/21/10

Project / Client Hillcrest

SB-15

0-2.5 0.0 ppm	1340	Clay, black, silty, fine stiff, no plastic dry.
2.5-5 0.0 ppm	1340	Clay AA dry
5-7.5 0.0 ppm	1348	Clay, silty, sl. sandy, tan to lt. brown, v. stiff, poor plastic dry
7.5-10 0.0 ppm	1348	Clay AA, dry
10-12.5 0.0 ppm	1352	Clay AA, dry
12.5-15 0.1 ppm	1352	Sand, silty, clayey, fg., poorly sorted, tan Saturated at 13' BGS

Location ACEI · 760 · SL · 11 Date 10/21/10

Project / Client Hillcrest

SB-15

Photo	1434	Sutter of SB-15
	1433	Sutter of core 0-5
	1432	Sutter of core 0-5
	1431	5-10
	1430	5-10
	1429	10-15
	1424	10-15

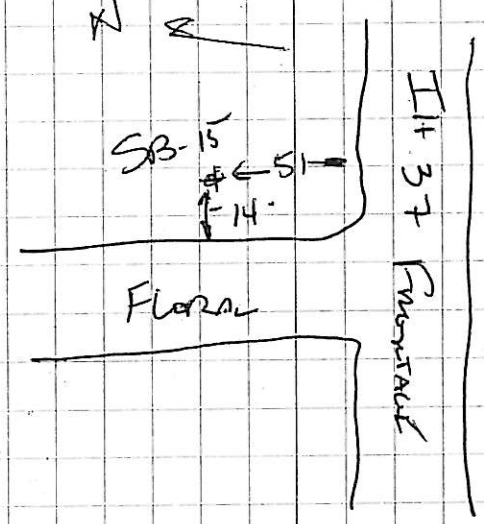

So SB15 01 10/21/10 1352 (12.5-15)
[8]

Location HCEI · 760 · SL · 4 Date 10/21/10

Project / Client HILLCREST

SB-17

Photos 1427 W view of SB 17
1426 W view of core 0-5
1425 " " " 0-5
1424 " " " 5-10
1423 " " " 5-10
1422 " " " 10-15
1421 " " " 10-15

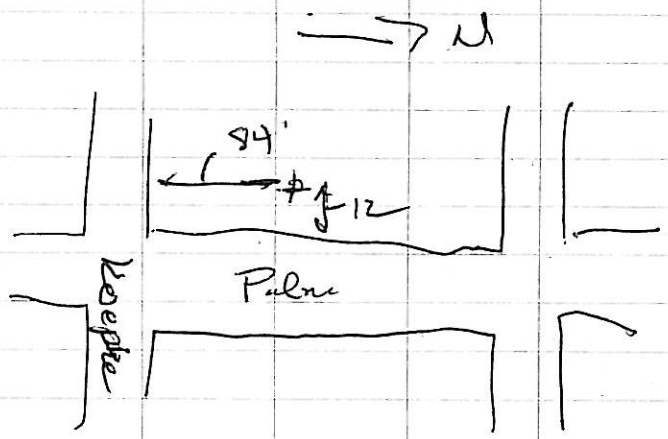

Location HCEI · 760 SL · 4 Date 10/21/10

Project / Client HILLCREST

SB-17

0-2' 0.0 ppm	1443	Clay, black grading to gray, v. stiff, poor plasticity, sl. silty dry
2'-5 0.0 ppm	1443	Clay, gray to tan, silty sandy, v. stiff, sl. plasticity dry
5-7.5' 0.0 ppm	1448	Clay, silty, sandy, tan, v. stiff, mod. plasticity dry
7.5-10 0.0 ppm	1448	Clay AA, dry
10-12.5' 0.0 ppm	1456	Clay AA dry
12.5-15 0.0 ppm	1456	Sand @ 13', fg, tan, poor sorting, mod. plasticity, wet at 14' BGS

SOSB1701 10/21/10 1456 (12.5-15) [8]

Location HCEI-760-SL-4 Date 10/21/10

Project / Client Hillcrest

SB-18

Photo 1419 W view of boring SB-18
1418 W video core 0-5
1417 W video core 0-5
1416 " " " 5-10
1415 " " " 5-10
1414 " " " 10-15
1413 " " " 10-15

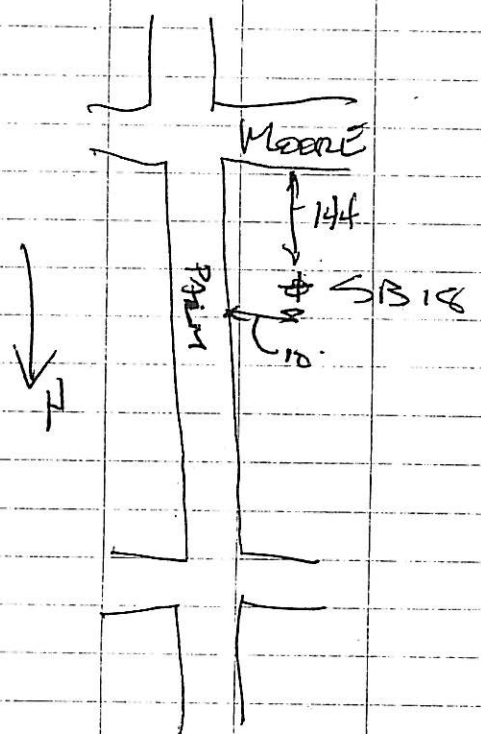

Location HCEI-760-SL-4 Date 10/21/10

Project / Client Hillcrest

SB-18

0-2.5 1543 Clay, blk to dark gray, friable, v. stiff, poor plasticity, dry
0.0 ppm

2.5-5 1543 Clay, dark gray to lt. gray, mod. stiff, good plasticity, dry
0.0 ppm

5-7.5 1547 Clay, sandy, silty, tan to lt. brown, mod. stiff, poor-fair plasticity, dry
0.0 ppm

7.5-10 1547 Clay AA dry.
0.0 ppm

10-12.5 1555 Clay, sandy, silty, tan to lt brown, mod. stiff, fair plasticity, moist
0.0 ppm

12.5-15 1555 Sand, clayey, silty, fg, poor sorting, good plasticity mod. unconsolidated. Saturated at 13.5 feet.
0.0 ppm

SDSB1801 10/21/10 1555 (12.5-15) [8]
SDFD05 10/21/10 1200 (12.5-15) [8]
Dup @ 12.5-15

Location HEC1 · 762 · SL · 11 Date 10/22/20

Project / Client Hillcrest

Odometer Start : 399.5 (TRIP

Safety Meeting

Calibrate PID

SB-21

Photo 1412 E view of boring SB-21

1411 E view of core 0-5

1410 " " " 0-5

1409 " " " 5-10

1408 " " " 5-10

1407 " " " 10-15

1406 " " " 10-15

1405 " " " 15-20

1404 " " " 15-20

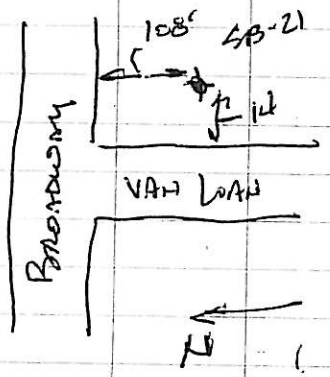

Location HEC1 · 762 · SL · 11 Date 10/22/20

Project / Client Hillcrest

SB-21

0-2.5	800	Clay, blk, heavy organics
0.0 ppm		friable, sl. ft, no plasticity dry
2.5-5	800	Clay, silty, sandy, mod.
0.0 ppm		sl. ft, good plastic, dark gray to brown, dry
5-7.5	805	Clay, silty, sandy, tan
0.0 ppm		to buff, mod. sl. ft, poor plastic dry
7.5-10	805	Clay AA dry
0.0 ppm		
10-12.5	804	Clay AA, dry
0.0 ppm		
12.5-15	809	Clay, silty, sandy, tan to
0.0 ppm		buff, v. sl. ft, mod plastic moist
15-17.5	821	Clay AA to 16.5; SD, tan,
0.0 ppm		fine grained unconsolidated poor sorting, moist
✱ 17.5-20	821	Sand, fg, AA saturated
1.1 ppm		at 18.5 feet BGS

Location HCEI · 720 · SL · 4 Date 10/22/10

Project / Client Hillcrest

SOSB2101 10/22/10 821 (17.5-20) [8]

SB-4

Photo 1403 E view of boring
1402 E view of core 0-5
1401 " " " 0-5
1400 " " " 5-10
1399 " " " 5-10
1398 " " " 10-15
1397 " " " 10-15
1396 " " " 15-20
1395 " " " 15-20

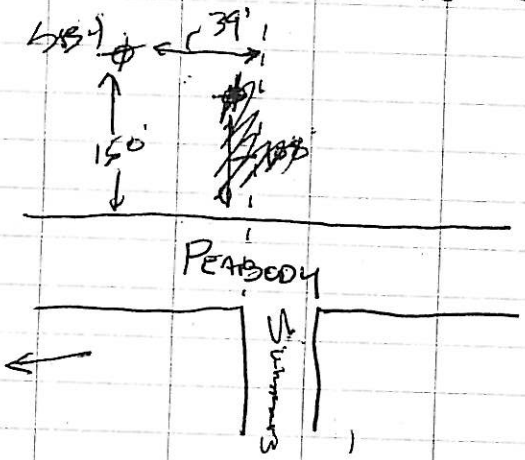

Location HCEI · 720 · SL · 4 Date 10/22/10

Project / Client Hillcrest

SB-4

0-2.5 940 0.0 ppm	Clay, black grading to dark brown, friable, stiff to mod. plasticity, dry
2.5-5 940 0.0 ppm	Clay, brown grading to lt. brown, v. stiff, poor plasticity, sandy silty dry.
5-7.5 944 0.0 ppm	Clay AA, dry
7.5-10 944 0.0 ppm	Clay, lt brown to buff, sandy, silty, v. stiff, poor plasticity, dry
10-12.5 949 0.0 ppm	Clay AA dry
12.5-15 949 0.0 ppm	Clay, more sandy, soft Good plastic, tan to buff, moist at 14' BGS
☆ 15-17.5 954 0.0 ppm	Sand, fg, unconsolidated, silty, clayey, poor sorting, saturated at 15'
17.5-20 954 0.0 ppm	Sand AA wet to 19'; dry, sandy, silty, mod. stiff, mod plasticity, wet.

Location HCEI-760-SL-4 Date 10/22/10

Project / Client HILLCREST

SO SB 401 10/22/10 954 (15-17.5)

KAPOK - African

SB-23

Photo 1395 W view of hole SB23
1394 N view. Place 0-5
1393 " " " 0-5
1392 " " " 5-10
1391 " " " 5-10
1390 " " " 10-15
1389 " " " 10-15
1388

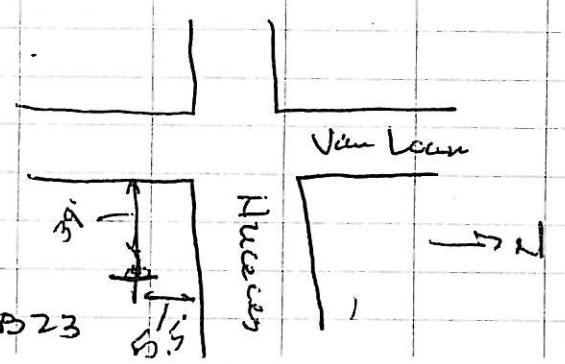

Location HCEI-760-SL-4 Date 10/22/10

Project / Client HILLCREST

SB-23

0-2.5	1120	Clay, black to dark brown,
0.0 ppm		stiff, poor plasticity, mod. friable, dry
2.5-5	1120	Clay, ~~[illegible]~~, sandy, silty,
0.0 ppm		v. stiff, poor plasticity, dry, tan
5-7.5	1124	Clay, sandy, silty, v. stiff
0.0 ppm		poor plasticity, tan to light brown, dry
7.5-10	1124	Clay, sandy, silty, mod.
0.0 ppm		stiff, good plasticity, tan to lt. brown, moist
10-12.5	1128	Clay, sandy silty, mod.
0.0 ppm		stiff, good plasticity, tan, moist
12.5-15	1128	Sand, tan, clayey, silty,
0.0 ppm		unconsolidated, good plasticity, saturated at 14' BGS.

SO SB2301 10/22/10 1128 [8] (12.5-15)

Location HCEI.760.SL.4 Date 10/22/10

Project / Client Hillcrest

SB-25

Photo	1387	S view of location		
	1386	E view of core		0-5
	1385	" " "		0-5
	1384	" " "		5-10
	1383	" " "		5-10
	1382	" " "		10-15
	1381	" " "		10-15

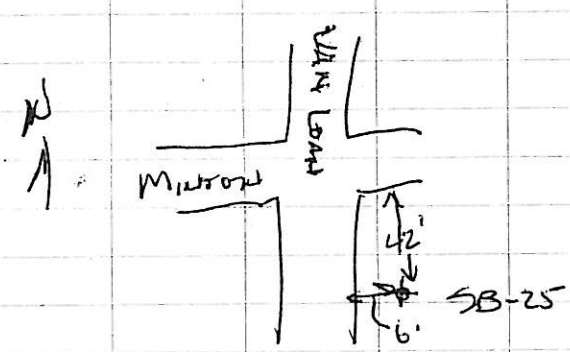

Location HCEI.760.SL.4 Date 10/22/10

Project / Client Hillcrest

SB-25

0-2.5 0.0 ppm	1300	Clay, black to dark brown, friable, mod. stiff, poor plasticity, dry
2.5-5 0.0 ppm	1300	Clay, tan to buff, v. stiff, poor plasticity, sandy, silty, dry
5-7.5 0.2 ppm	1304	Clay AA dry
7.5-10 0.0 ppm	1304	Clay AA, dry
10-12.5 0.0 ppm	1308	Clay AA dry; Sd @ 11; clayey, silty, consolidated, fg. moist. tan
12.5-15 0.0 ppm	1308	Sd., fg, tan, silty, clayey unconsolidated, wet @ 14'

50SB2501 10/22/10 1308 (12.5-15) [8]

Location HCET-760-SL-4 Date 10/22/00

Project / Client Hillcrest

SB-27

Photo	1381	E view of location	
	1380	N view of core	0-5
	1379	" " "	0-5
	1378	" " "	5-10
	1377	" " "	5-10
	1376	" " "	10-15
	1375	" " "	10-15

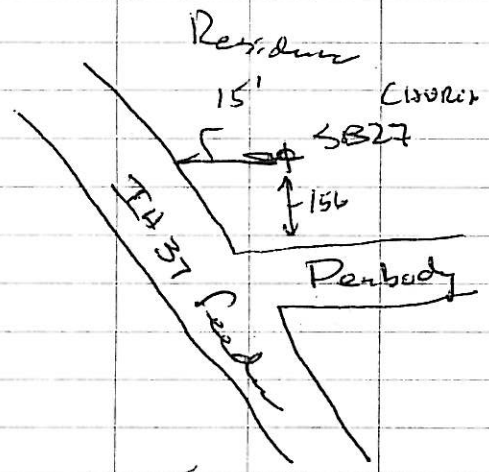

Location HCET-760-SL-4 Date 10/22/00

Project / Client Hillcrest

SB-27

0-2.5 0.0 ppm	1428	Clay, blk to dk gray, friable, v. stiff, poor plasticity, dry
2.5-5 0.0 ppm	1428	Clay, dk gry to tan, stiff, sli. plasticity, sandy, silty dry
5-7.5 0.0 ppm	1430	Clay, tan to lt brown, silty, sandy, v. stiff, poor plasticity, dry
7.5-10 0.0 ppm	1430	Clay AA, dry
10-12.5 0.0 ppm	1435	Clay AA, dry to 11.5' ft; Sand, tan, fg, clayey silty unconsolidated, moist
12.5-15 0.0 ppm	1435	Sand, fg, clayey silty, unconsolidated, saturated @ 13.5 feet BGS

50SB2701 10/22/00 1435 (12.5-15) [8]

Location HCEI . 760 . SL . 3 Date 10/22/10

Project / Client HILLCREST

SB-29

Photo 1374 E View of Location
1373 N View of Core 0-5
1372 " " " 0-5
1371 " " " 5-10
1370 " " " 5-10
1369 " " " 10-15
1368 " " " 10-15



Location HCEI . 760 . SL . 11 Date 10/22/10

Project / Client HILLCREST

SB-29

0-2.5 1527 Clay, black to dark brown, friable,
0.0 ppm v. stiff, poor plasticity, dry,

2.5-5 1527 Clay, sandy, silty, dark brown
0.0 ppm to tan, stiff, poor plasticity,
dry

5-7.5 1532 Clay, sandy, silty, tan to
0.0 ppm brown, v. stiff, mod. plastic.
dry.

7.5-10 1532 Clay, stiff, dry
0.0 ppm

10-12.5 1536 Clay, sandy, silty, soft,
0.0 ppm good plasticity, tan to
mottled, moist.

12.5-15 1538 Sand, fg, clayey, silty,
0.0 ppm unconsolidated, tan,
saturated at 14 feet.

SD SB2901 10/22/10 1538 (12.5-15) [8]

Location HCEI · 760 · SL · 21 Date 10/22/10

Project / Client HILLCREST

SB-28

Photo	1367	S view of location		
	1366	S view of core		0-5
	1365	" " "		0-5
	1364	" " "		5-10
	1363	" " "		5-10
	1362	" " "		10-15
	1361	" " "		10-15

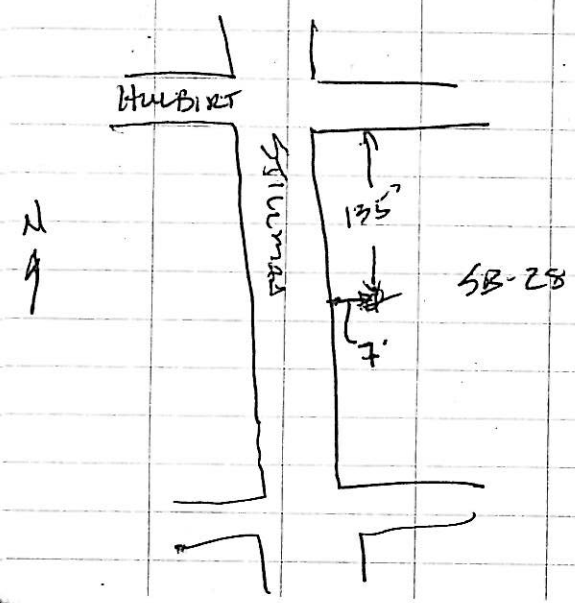

Location HCEI · 760 SL · 21 Date 10/22/10

Project / Client HILLCREST

SB-28

0-2.5	1623	Clay, black to dark gray,
0.0 ppm		friable, stiff, no plasticity
		dry
2.5-5	1623	Clay, dark gray grading to
0.0 ppm		lt. brn, v. stiff, fair plasticity,
		dry
5-7.5	1627	Clay, tan, sandy, silty,
0.0 ppm		v. stiff, poor plasticity,
		dry
7.5-10	1627	clay, AA, dry
0.0 ppm		
10-12.5	1631	Clay, sandy, silty, stiff,
0.0 ppm		fair plasticity; Sand @ 12:
		fg, clayey, silty, moist
12.5-15	1631	Sd, fg, tan, silty, clayey,
0.0 ppm		saturated at 12.5 feet
15-17.5	1635	Sd. unconsolidated
0.0 ppm		AA
17.5-20	1635	Sd. unconsolidated
0.0 ppm		AA

SOSB2801 10/22/10 1631 (12.5-15) [illegible]

Location HCEI · 7600 · SL · 4 Date 10/22/11

Project / Client HILLCREST

Released Drillers @ 5:00

Jim Walley TCEQ - Corpus
(361) 319-2620

arrived at 11 PM.

Summary

10/17/10	3.5 hrs	TRAVEL
10/18/10	11.0 hrs	
10/19/10	11.5 hrs	
10/20/10	11.0 hrs	
10/21/10	11.5 hrs	
10/22/10	17 ~~hrs~~ hrs	
	65.5 hrs	TRAVEL

Location Date

Project / Client

10/21/10 R. ARREDONDO

HILLCREST VAN

TECH. = RUDY ARREDONDO

WEATHER = PARTLY CLDY, HUMID, 70'S

0835 DEPART OFFICE (347296)

1200 ARRIVE ON SITE, MEET W/
CHERI & SIGN HASP.
MEET GARY W/ EPA.

1300 SET UP @ GW-06, PUMP
TO BE SET @ 18-19' FROM
TOP OF CASING.

DECON CONSIST OF:
ALCONOX, D.I., ALCOHOL, DI RINSE

DECON PUMP:

1340 CALIBRATE FLOW CELL,
HORIBA U-22XD.
pH = 4.1 READING
COND = 0.45 m/s
TEMP = 25.5

1423 START PURGE @ 400 mL/min.

1510 SAMPLE COLLECTED

1535 DEPART GW-06

1540 SET UP @ GW-02
DECON PUMP & INTERFACE
SET PUMP @ 18-19' FROM
TOP OF CASING.

1

10/21/10 R. Arredondo

HCEI

1650 Collect Sample 40ml
Collecting (3 VOAs-VOCs)
(2 500ml Amber for PAH)
3-40ml VOAs for TPH)

1710 Stop Sampling &
Start packing Samples

1800 Calibrate Horiba 22XD
ph = 4.0 Reading
Cond = 0.45 mS
Temp = 24.9°C
Help Bob Transfer
Fluid in drums

1952 Depart Site

2015 Arrive @ Hotel

RA
10/21/10

2

10/22/10 R Arredondo

HCEI VON

0640 Depart Hotel (347488)
0700 Arrive on site for (347501)
Safety mtg.
0800 Start gauging wells
0900 Set up on GW-01
Will set up pump @ 18-19'
0920 Calibrate Horiba 22XD
ph = 4.1 Reading
Cond = 0.45 mS
Temp = 25.1 °C
Decon consist of:
Alconox, D.I., Alcohol, D.I.
0950 Start purge @ 400mL/min
1015 Collect Sample
1052 Depart site
1100 Set up on ~~GW~~ GW-05 & set
pump @ 16.5-17.5'
1130 Start purge, 400mL/min
1210 Collect Sample (MS/MSD)
1320 Depart GW-05
1420 Arrive @ GW-04 (Flush mount)
Set pump @ 15.5-16.5'
1440 Start purge, 400mL/min
1510 Collect Sample

10/22/10 K. Arredondo

HCEI

VDN

1545 Depart GW-04
1550 Set up @ GW-07
Set pump @ 14-15'
1610 Start purge, 400mL/min
1635 Collect Sample.
1710 Depart GW-07
1715 Arrive @ GW-08
Set pump @ 13.5'-14.5'
1738 Start purge, 400mL/min
Will Collect Dup @ this well.
~~1800~~ 1805 Collect Sample (Dup)
1910 Collect Equip Rinsate
~~1912~~
2000 Depart Site (347512)
2300 Arrive in SA (347664)
RT= 367

KA
10/22/10

4

10/23/10

HCEI

VDN

0930-1030 prep Samples
1030 Depart S.A. (347664)
1210 Arrive @ LAB (DHL)

1225 Depart LAB
1310 Stop Travel
1405 Start Travel
1515 Arrive @ Office (347854)
RT=190

KA
10/23/10

Project # 760 SL11

GROUNDWATER MONITORING FIELD DATA

Project Name: **Hillcrest Environmental Investigation** – Development fluids

Date: Oct. 20 → 22, 2010

Field Technician: Bob Green

Well #	Well Dia.	Total depth (ft)	Depth to top of screen	Gauging Depth to PSH (ft)	Gauging Depth to GW (ft)	Thickness of PSH (ft)	Thickness of water column (ft)	Purge volume = thickness x 0.16 x 3 (2" wells)*	PSH Actual purge Volume (gallons)	GW Actual purge Volume (gallons)	~~GW Sample Depth (ft)~~ Date	Sample Time
GW-01										30	10.21.10	
GW-02										40	10.21.10	
GW-03										Dry	10.21.10	
GW-04										20	10.22.10	
GW-05										35	10.21.10	
GW-06										55	10.20.10	
GW-07										42	10.22.10	
GW-08										22	10.22.10	

Field Notes / Comments / Well Condition:

Drums on-site (at departure): Soil: _____, **Total #:**_____ (full = _____, partial = _____, empty = _____, Other = _____)

- - for 4" wells, substitute 0.66 for 0.16

Reviewed By: CH
Date: 11/1/10

Project # 760 SL11

GROUNDWATER MONITORING FIELD DATA

Project Name: **Hillcrest Environmental Investigation**

Date: 10/21/10

Field Technician: R. Arredondo

	Well #	Well Dia.	Total depth (ft)	Depth to top of screen	Gauging Depth to PSH (ft)	Gauging Depth to GW (ft)	Thickness of PSH (ft)	Thickness of water column (ft)	Purge volume = thickness x 0.16 x 3 (2" wells)*	PSH Actual purge Volume (gallons)	GW Actual purge Volume (gallons)	GW Sample Depth (ft)	Sample Time	
16.5	GW-01	2"	26.5	11.5		17.96		8.54/1.36	4.09		3.0	18-19'	1015	10/22
	GW-02	2"	27.5	9.5		17.98		9.52/1.52	4.56		4.5	18-19'	1650	
	GW-03	2"		10.5		DRY							—	
call 11.5 chart	GW-04	2"	21.2	8		15.08		6.12/0.97	2.93		2.75	15-16'	1510	10/22
MS/MSD 15.5	GW-05	2"	25.3	10.5		16.37		8.93/1.42	4.28		5.0	16.5-17.5'	1210	10/22
	GW-06	2"	27.5	5		18.55		8.95/1.43	4.29		4.5	18.5-19.5	1510	
14.0	GW-07	2"	22.6	8		13.30		9.30/1.48	4.46		3.0	14-15	1635	10/22
10.0	GW-08	2"	19.6	5		13.37		6.23/0.99	2.99		2.0	13.5-14.5	1805	10/22
	PURGE WATER												1940	Dup

Field Notes / Comments / Well Condition:

MS/MSD on GW-05, Dup on GW-08

Drums on-site (at departure): Soil: _____, **Total #:**_____ (full = _____, partial = _____, empty = _____, Other = _____)

- for 4" wells, substitute 0.66 for 0.16

Reviewed By: C. Ft

Date: 11/4/10

Monitor Well Sampling Data Sheet

Project #: 760-SL11

Field Technician: R. Arredondo

Well ID: GW-08

Date: 10/22/10

Time	pH (Within +/- 0.5)	Specific Conductance mS/cm or µs/cm (Within 10%)	Temp (F or C) (Within +/- 1°)
1755	7.4	0.18 mS	27.1°C
1757	7.4	0.18 mS	27.1°C
1759	7.4	0.19 mS	27.1°C
1801	7.3	0.19 mS	27.1°C

Field Notes/Comments: purge @ 400 mL/min

Monitor Well Sampling Data Sheet

Project #: 760-SL11

Field Technician: R. Arredondo

Well ID: GW-07

Date: 10/22/10

Time	pH (Within +/- 0.5)	Specific Conductance mS/cm or µs/cm (Within 10%)	Temp (F or C) (Within +/- 1°)
1627	6.8	0.38mS	27.2°C
1629	6.8	0.39mS	27.2°C
1631	6.8	0.39mS	27.2°C
1633	6.8	0.39mS	27.2°C

Field Notes/Comments:

Monitor Well Sampling Data Sheet

Project #: 760-SL11

Field Technician: R Arredondo

Well ID: GW-C4

Date: 10/22/10

Time	pH (Within +/- 0.5)	Specific Conductance mS/cm or µs/cm (Within 10%)	Temp (F or C) (Within +/- 1°)
1458	6.6	1.1 mS	27.3
1500	6.7	1.2 mS	27.4
1502	6.7	1.2 mS	27.5
1504	6.7	1.2 mS	27.4

Field Notes/Comments: PURGE @ 400 mL/min

Monitor Well Sampling Data Sheet

Project #: 760-SL11

Field Technician: R. Arredondo

Well ID: GW-05 Date: 10/22/10

MS/MSD

Time	pH (Within +/- 0.5)	Specific Conductance mS/cm or µs/cm (Within 10%)	Temp (F or C) (Within +/- 1°)
1154	6.5	1.0 mS	26.6
1156	6.5	1.1 mS	26.6
1158	6.5	1.1 mS	26.7
1200	6.5	1.1 mS	26.6

Field Notes/Comments: PURGE @ 400 mL/min

Monitor Well Sampling Data Sheet

Project #: 760-SL11

Field Technician: R Arredondo

Well ID: * GW-01

Date: 10/22/10

Time	pH (Within +/- 0.5)	Specific Conductance mS/cm or µs/cm (Within 10%)	Temp (F or C) (Within +/- 1°)
1004	6.4	0.48mS	26.2°C
1006	6.5	0.47mS	26.2°C
1008	6.5	0.47mS	26.2°C
1010	6.5	0.47mS	26.2°C

Field Notes/Comments: PURGING @ 400 ml/min

Monitor Well Sampling Data Sheet

Project #: 760-SL11

Field Technician: R Arredondo

Well ID: GW-02 Date: 10/21/10

Time	pH (Within +/- 0.5)	Specific Conductance mS/cm or µs/cm (Within 10%)	Temp (F or C) (Within +/- 1°)
1636	6.8	1.8 mS	26.5
1638	6.8	1.8 mS	26.5
1640	6.8	1.8 mS	26.6
1642	6.8	1.8 mS	26.6

Field Notes/Comments: PURGING @ 400 mL/min

Monitor Well Sampling Data Sheet

Project #: 760-SL11

Field Technician: [illegible]

Well ID: GW-06 Date: 10/21/10

Time	pH (Within +/- 0.5)	Specific Conductance mS/cm or µs/cm (Within 10%)	Temp (F or C) (Within +/- 1°)
1454	6.7	[illegible] mS	[illegible]
1456	6.7	3.5 mS	[illegible]
1458	6.7	3.4 mS	35.9
1500	6.7	[illegible]	35.8

Field Notes/Comments: PURGE @ 400ml/min.

DATA USABILITY SUMMARY

HILLCREST COMMUNITY ENVIRONMENTAL INVESTIGATION (HCEI)

PHASE II
GROUNDWATER MONITORING
APRIL 2011

Prepared by
Quality Assurance Associates (QAA, L.L.C.)
1007 Francis Drive
College Station, TX 77840
www.qaallc.com
979-694-7199

May 31, 2011

TABLE OF CONTENTS

PROJECT OVERVIEW AND SUMMARY 1

GLOSSARY OF TERMS 2

LABORATORY CERTIFICATION 3

SUMMARY OF QUALITY CONTROL MEASURES 3

USABILITY SUMMARY 3

QC OUTCOMES 5

LIST OF TABLES

Table 1 – Samples Collected
Table 2 – Qualified Sample Results
Table 3 – Field Duplicate Summary

ATTACHMENTS

Attachment A – Laboratory NELAP Accreditation Certificates
Attachment B – Laboratory Data Packages
Attachment C – Field Notes

PROJECT OVERVIEW AND SUMMARY

SITE:	Hillcrest Community Corpus Christi, Texas	
EVENT:	Hillcrest Community Environmental Investigation (HCEI) Phase II – Groundwater Monitoring April 2011	
INTENDED USE:	The purpose of Phase II is to determine whether chemicals of concern (COCs) have impacted soil and/or groundwater within the Hillcrest Community and adjacent areas. During this event, the eight groundwater monitoring wells previously installed at the site were sampled and analyzed for the COCs.	
LABORATORY:	DHL Analytical - Round Rock, Texas (DHL)	TestAmerica - Corpus Christi, Texas (TA-CC)
ANALYSIS:	• 49 Volatile organic compounds (VOCs) by SW846 5030C/ 8260C • Total petroleum hydrocarbons (TPH) by Texas method 1005	• 18 Polycyclic aromatic hydrocarbons (PAHs) by SW846 3520C/ 8270C
CERTIFICATION:	T104704211-11-5 and T104704211-11-6	T104704210-11-5
WORK ORDERS:	1104182, 1104192, 1104205	560-25704-1, 560-25706-1, 560-25730-1
SAMPLES(1):	8 groundwater samples plus 1 field duplicate and 1 field MS/MSD pair 1 waste sample and 1 sample of purchased spring water used for well surging 4 equipment rinsate blanks 3 field blanks 3 trip blanks	

(1) Refer to Table 1 for a complete listing.

QAA completed a third-party, independent data review of the above chemical analysis data as specified in the Texas Risk Reduction Program (TRRP) guidance document, Review and Reporting of COC Concentration Data (RGG-366/TRRP-13, May 2010) (hereafter called TRRP-13) per the project-specific Field Sampling Plan for Phase II: Groundwater and Subsurface Soil Sampling (October 2010) (hereafter called the FSP). Additionally, the data was reviewed for adherence to the data quality objectives in the FSP and adherence to the TCEQ Quality Assurance Project Plan for the Petroleum Storage Tank Program FY 2011 (Document No. 201109.0) (hereafter called the QAPP). The results of the independent data review including the documentation of any deviations from the QAPP are presented in this data usability summary.

All samples analyzed during the event were included in the independent data review. QAA completed the review using the following laboratory submittals:

- the laboratory reportable data as defined in TRRP-13;
- the laboratory review checklists and associated exception reports as defined in TRRP-13; and
- the field notes as contained in the field logbooks and chain-of-custody records.

The review of the reportable data included the quality control (QC) parameters listed below, as required per TRRP-13, using the applicable analytical method and project requirements:

- Data Completeness
- Chain-of-Custody Procedures
- Sample Condition - Holding Time, Preservation, and Containers
- Field Procedures

- Results Reporting Procedures
- Laboratory and Field QC Blanks
- Laboratory Control Sample and Matrix Spike Recovery
- Surrogate Recovery
- Matrix and Field Duplicate Precision

Additionally, QAA used the laboratory review checklists to evaluate the following quality control parameters:

- Method Detection Limits (MDLs)
- Method Quantitation Limits (MQLs)
- Instrument Tuning, Calibration, and Performance
- Internal Standards

The following project-specific review criteria, as stipulated in Section 3.1.2.1 of the FSP, were used for the independent data review for organic analytes:

- percent recoveries between 60% and 140%, but not less than 10% or data will be rejected
- relative percent differences (RPDs) within 40% (if a result for the duplicate pair is greater than 5x the MQL) or an absolute difference within 2x the MQL (if results are less than 5x the MQL)

(Note that the laboratory used its own quality control acceptance criteria for their internal review and for reporting on the quality control forms. The laboratory criteria differ from the data review criteria, and thus quality control parameters that are within the laboratory criteria may be outside the review criteria and vice versa.)

If an item was found outside of the review criteria, the reviewer applied a data review qualifier and bias code to the results for the affected samples in accordance with TRRP-13. A list of the qualified results and definitions of the qualifier and bias codes are given in Table 2.

GLOSSARY OF TERMS

The following definitions apply for terms related to analyte reporting limits:

MDL (Method Detection Limit) – the minimum concentration of an analyte that the laboratory can measure and report with 99% confidence that the analyte concentration is greater than zero. The MDL is determined by the laboratory for each analyte in a given reagent matrix (water, soil, or vapor) generally using the procedures specified in 40 CFR Part 136, Appendix B. It is a measure of the concentration an instrument can detect or 'see' in a given reagent matrix. TRRP-13 and Section 3.1.1 of the FSP require that the laboratory routinely check the MDL for reasonableness, which can be accomplished by analysis of a detectability check sample (DCS).

SDL (Sample Detection Limit) – the MDL adjusted to reflect sample-specific actions, such as dilution or use of smaller aliquot sizes than prescribed in the analytical method, and taking into account sample characteristics, sample preparation, and analytical adjustments including dry-weight adjustments. It is a measure of the concentration an instrument can detect or 'see' in a given sample. Per TRRP-13 and Section 3.1.1 of the FSP, non-detects should be reported using the SDL. This term was originally called the SQL (sample quantitation limit) before the TRRP rule revisions effective March 19, 2007.

Unadjusted MQL (Method Quantitation Limit) – the lowest non-zero concentration standard in the laboratory's initial calibration curve calculated using the normal aliquot sizes and final volumes prescribed in the analytical method. The unadjusted MQL is reported by the laboratory for each analyte in a given matrix (water, soil, or vapor). It is a measure of the concentration an instrument can accurately measure in a typical sample. Per TRRP-13, the Unadjusted MQLs should be below the Levels of

Required Performance (LORPs) for purposes of assessment as well as demonstration of conformance with critical Protective Concentration Levels (PCLs). As stated in Section 3.1 of the FSP, the LORPs have been established for Phase II using health-based benchmarks.

MQL – the unadjusted MQL adjusted to reflect sample-specific actions, such as dilution or use of smaller aliquot sizes than prescribed in the analytical method, and takes into account sample characteristics, sample preparation, and analytical adjustments including dry-weight adjustments. It is a measure of the concentration an instrument can accurately measure in a given sample. Per TRRP-13 and Section 3.1.1 in the FSP, analyte concentrations above the MDL (or SDL for a given sample) but below the MQL must be reported as detected results. Though the analyte is considered present in the sample, these concentrations may not be accurately measured and thus are flagged as estimated (J) by the laboratory. The FSP states that the MQL shall serve as the baseline for establishing the presence of chemicals of concern in the sample media.

LABORATORY CERTIFICATION

At the time the laboratory data were generated for this project, DHL Analytical and TestAmerica-Corpus Christi were NELAC accredited under the Texas Laboratory Accreditation Program (TLAP) for the matrices, methods and parameters of analysis requested on the chain-of-custody form except for cyclohexane by SW846 method 8260, which is reported by DHL for all groundwater samples, and sulfolane by SW846 method 8270, which is reported by TestAmerica-Corpus Christi for all groundwater samples. The TCEQ does not offer accreditation for either of these analytes, in this matrix, analyzed by these methods. The reviewer qualified all results for cyclohexane and sulfolane as not offered for accreditation (X7). Copies of the applicable National Environmental Laboratory Accreditation Program (NELAP) accreditation certificates for DHL Analytical and TestAmerica-Corpus Christi are included in Attachment A.

SUMMARY OF QUALITY CONTROL MEASURES

The independent data review confirmed that the following quality control measures were instituted to aid in the establishment of analytical data quality and to minimize random and/or systematic errors that may be introduced during sample collection, sample handling and storage, sample analysis, data reduction, and data reporting:

1. Field Procedures – Each member of the field team followed the same procedures as specified in Appendix A of the FSP.
2. Analytical Methods – The laboratory used appropriate EPA or TCEQ approved analytical methods with sufficient analytical sensitivity as required per Section 3.1.1 of the FSP.
3. Quality Control Samples – Field QC samples (including field duplicates, field matrix spike/matrix spike duplicate pairs, equipment rinsate blanks, field blanks, and trip blanks) were collected at the frequency required per Section 4.3 of the FSP.
4. Data Review – The analytical data was reviewed per TRRP-13 and any results associated with items outside the review criteria were qualified to indicate the limitations of the data as specified in Section 3.1.2 of the FSP. The usability of the data is discussed below.

USABILITY SUMMARY

- Usability of Unqualified Non-Detects – For all of the samples, non-detects are reported as less than the value of the SDL, which is derived from the MDL, as required per Section 3.1.1 of the FSP. Additionally, the laboratories routinely checked the MDLs for reasonableness by analyzing detectability check samples (DCS), the results of which are

included in the laboratory data packages. For Phase II, Levels of Required Performance (LORPs) have been established using health-based benchmarks as presented in Table 3.1 of the FSP. For all chemicals of concern, the laboratories' unadjusted MQLs are below the LORPs and thus the data is suitable for purposes of assessment as well as demonstration of conformance with critical protective concentration limits (PCLs).

- Usability of Qualified Data – The groundwater results for styrene were deemed of insufficient quality to satisfy the project data quality objectives due to matrix spike/matrix spike duplicate (MS/MSD) recoveries of less than 10%. This analyte is highly reactive and subject to degradation by the chemical preservative used for the samples. As shown in Table 2, all styrene results are qualified as rejected (R). All other data is usable as qualified for the intended use. Some results are qualified as estimated with a potential low bias (UJL), estimated with an unknown bias (UJ or J), blank affected (U), and not accredited (X7). The significance of each qualification is as follows:
  - Rejected (R) – Results that are rejected do not meet the project data quality objectives. All of the results with an R qualifier are non-detects for styrene associated with a minimum spike recovery of 2.01%, which translates to a potential low bias of approximately 50x. These results are rejected based on guidelines in TRRP-13; however, note that the benchmark is well above ($1.0x10^7$ times) all of the qualified results.
  - Estimated with a potential low bias (UJL) – Results that are biased low can be used for determining the presence of the analyte and as an indication that the concentration of the analyte exceeds a given criterion. However, the concentration reported for detects or the SDL for non-detects may be low. The significance of the qualification depends on the proximity of the qualified result to the action level. All of the results with a UJL qualifier are non-detects for acenaphthylene associated with a spike recovery of 42.5%, which translates to a potential low bias of approximately 2.5x. There is no benchmark for acenaphthylene because the risk from exposure to this analyte for the applicable pathway for the site (inhalation of volatile COCs from groundwater) is considered negligible. Thus, this qualification is not significant.
  - Estimated with an unknown bias (UJ or J) - Results that are estimated may be either low or high. All of the results with a UJ qualifier are non-detects for five VOCs (bromoform, chlorobenzene, isopropylbenzene, trans-1,3-dichloropropene, and vinyl chloride) for which the DCS spike concentration is greater than three times the MDL. Thus, the DCS does not meet the conditions for establishing that the MDLs (which are used to calculate the SDLs for non-detects) are reasonable for these analytes. However, for each analyte, the DCS spike concentration is less than five times the MDL, which establishes that the analytes are detectable at five times the MDL, and the benchmark is well above (at least $4.9x10^3$ times) the qualified results. Thus, this qualification is not significant. All of the results with a J qualifier are detects between the SDL and MQL and the actual result is not expected to exceed the MQL.
  - Blank affected (U) – Two acetone results are qualified as blank-affected (U) due to field QC blank contamination. In each case, the analyte should be considered not detected at the reported concentration.
  - Not accredited (X7) – All cyclohexane and sulfolane results are qualified because the TCEQ does not offer accreditation for these analytes by SW846 method 8260 and SW846 method 8270, respectively. The data set includes two analytical batches for method 8260 and three for method 8270. All of the QC samples (blanks, LCS, and MS/MSD) are within control for cyclohexane and sulfolane. This indicates that the accuracy and precision are good for the analytical technique and that the technique is suitable for the sample matrix.

QAA Reviewer:	Taryn G. Scholz	5/31/11
	(Name)	(Date)

QC PARAMETER	QC OUTCOME
Data Completeness	The laboratory data packages, which are included as Attachment B, meet the requirements of TRRP-13 as stipulated in Section 3.1.2 of the FSP and include the reportable data for each analysis along with the laboratory release statement, laboratory review checklists, and associated exception reports. Note that originally the TA-CC packages (dated May 3, 2011 or May 6, 2011) were not received in TRRP format but were revised on May 26, 2011 and re-submitted.
Chain-of-Custody Procedures	Sample custody procedures are necessary to maintain and document sample possession and to adequately establish and support the use of sample data in potential enforcement, regulatory, or legislative actions. All samples were collected with ample documentation in the field notes (which are included as Attachment C) and using strict sample custody procedures, including custody seals on each shipping cooler and/or hand-delivery, which ensures the integrity of the samples was maintained. The laboratory noted that custody seals were not present on the individual aliquot containers for the samples in DHL work order 1104205; however, the seal on the shipping cooler was intact and the samples were received in good condition. Additionally, custody documentation was maintained using a chain-of-custody form that was properly completed as stipulated in Section 5.3 of the FSP with the following minor exception: • The DHL samples were shipped by common carrier (FedEx), but the air bill number is not included on the custody form. However, a copy of each air bill is included in the laboratory data package. Note that a trip blank is shown on the custody record for TA-CC work order 560-25704-1 with a request for VOC analysis. Since the work order only contains samples for PAH analysis, this analysis was canceled by the TCEQ project manager.
Sample Condition (Holding Time, Preservation, and Containers)	Samples must be maintained under proper conditions before analysis in order to ensure the measured results are representative of the actual sample. All samples were collected in appropriate containers, properly preserved in the field, and prepared and analyzed within the holding times as required in the PST QAPP. This ensures that the samples were not affected by analyte degradation.
Field Procedures	Samples must be collected using appropriate procedures to ensure representative aliquots are obtained at each location. The field samples were collected using the standard procedures specified in the FSP as summarized below: • All groundwater samples except GW-03 were collected using low-flow techniques (410-475 ml/min) with approximately three well volumes purged until parameters stabilized (pH ±0.5 units, conductivity ±10% of reading, temperature ±1 C). An unfiltered sample was then collected in the containers provided by the laboratory. Field instruments were calibrated daily and the samples were immediately sealed with custody seals, when used, and then placed on ice in a shipping container with a temperature blank and shipped overnight or hand-delivered to the laboratory. For sample GW-03, the monitoring well (MW-3) had only about ½-foot water column upon initial gauging. The well was sampled for VOCs only without purging due to the low volume. Per instructions from the TCEQ project manager, the sampler then tried surging of the well, whereby 10-gals of purchased spring water were added to the well in an attempt to dissolve the clay that had smeared

Field Procedures

and sealed off the aquifer. The well was purged the next day but still showed a very slow recharge rate. After another day, the well was gauged and still had less than a 1-foot water column so the sampling was aborted per the TCEQ project manager. Also note that after purging of monitoring well MW-8, a new odor appeared while collecting the sample aliquots, so the aliquots were discarded and re-collected per the TCEQ project manager (Sample ID: GW-08).

Additionally, field quality control samples were collected using the procedures and at the frequencies specified in the FSP as follows:

- Field Duplicates - one blind field duplicate was analyzed with the eight groundwater samples, which meets the FSP frequency requirement of 10%. The field duplicate aliquots were collected in succession after the primary sample rather than by partially filling the primary and field duplicate bottles and then completely filling the bottles as required per TCEQ SOP no. 6.5 in Appendix A of the FSP. The TCEQ project manager issued these instructions due to the large number of bottles required (four sets of samples were collected) and concern about tipping them over.
- Field Matrix Spike/ Matrix Spike Duplicates (MS/MSD) - one MS/MSD was collected and analyzed with the eight groundwater samples, which meets the FSP requirement of one for every 20 samples.
- Equipment Rinsate Blanks – four rinsate blanks (one after initial equipment decontamination prior to any sample collection plus one for each day of sample collection) were collected and analyzed, which meets the FSP requirement. The rinsate blanks were collected by pouring laboratory-grade, organic-free water over the decontaminated equipment.
- Field Blanks - three field blanks (one for each day of sample collection) were collected and analyzed, which meets the FSP requirement. The field blanks were collected by pouring laboratory-grade, organic-free water into VOA vials provided by the laboratory at a specific sample location (one each near MW-1, MW-2, and MW-3).
- Trip Blanks – three trip blanks (one for each sample shipping container with VOC samples) were collected and analyzed, which meets the FSP requirement. The trip blanks were VOA vials filled with laboratory-grade, organic-free water at the laboratory that were transported to the site with the sample containers and then back to the laboratory with the samples in the shipping containers.

Modifications to the planned number of samples were made in the field as follows:

- Monitoring well MW-3 was not sampled for TPH or PAHs due to insufficient water volume.
- A composite sample of the purchased spring water used for surging monitor well MW-3 was analyzed for VOCs, TPH and PAHs (sample ID: GW-03 Spring Water).
- A sample of the waste generated during the event was analyzed for VOCs, TPH, and PAHs (sample ID: Waste).

Results Reporting Procedures

Analytical results must be reported using defined conventions in order for the user to understand exactly what the results mean and to allow comparison of results from different samples, laboratories, etc.

Results Reporting Procedures

The DHL analytical reports include a 'Result', 'SDL', and 'RL' (which is the MQL with adjustment for sample specific actions). The DHL electronic data deliverable (EDD) includes a 'Result', 'MDL', 'SQL' (which is actually the SDL), and 'MQL' (which is not adjusted for sample specific actions). The TA-CC analytical reports include a 'Result', 'MDL', 'MQL' (which is not adjusted for sample specific actions) and 'SDL'. The TA-CC EDD includes a 'Result', 'High Limit' (which is the MQL with adjustment for sample specific actions) and 'Low Limit' (which is the SDL). As required in Section 3.1.1 of the FSP, both laboratories reported non-detects as less than the value of the SDL and estimated concentrations, which are below the MQL but exceed the MDL and meet qualitative identification criteria of the method, as detected results with a laboratory J-qualifier. (The reviewer also qualified each of these results as estimated (J) so that the data validation qualifier stands alone.)

Results are reported in mg/L for all tests. One PAH (1-Methylnaphthalene) that appears in Table 3.1 of the FSP is not reported for any of the groundwater samples. This analyte is not a standard target analyte for TA-CC and was not specifically requested. One PAH (sulfolane) that does not appear in Table 3.1 of the FSP is reported for all of the groundwater samples based on a request from the TCEQ subsequent to the approval of the FSP.

MDLs

Method detection limits are a calculated measure of the concentration an instrument can see in a given sample. They are statistically determined and as such must be proven attainable. According to the laboratory review checklists, an MDL study was performed for each analyte, and the MDLs were checked for reasonableness and either adjusted or supported by the analysis of detectability check samples (DCS). The DCS results are included in the laboratory data packages and the validator examined them to verify that the DCS spike concentration is within two to three times the calculated MDL as specified in Section 3.1.1 of the FSP. The DCS did not meet these requirements as follows:

- For method 8260, the DCS spike concentration for five of the VOCs (bromoform, chlorobenzene, isopropylbenzene, trans-1,3-dichloropropene, and vinyl chloride) is greater than three times the calculated MDL, and thus it is not possible to confirm that the MDLs are reasonable.

Since the MDLs are used to calculate the SDLs for non-detects, the reviewer qualified all non-detects for these five analytes as estimated (UJ).

MQLs

Method quantitation limits are a direct measure of the concentration an instrument can accurately measure in a given sample. Per Section 3.1.1 of the FSP, the MQL shall serve as the baseline for establishing the presence of chemicals of concern in the sample media and the unadjusted MQLs should be below the Levels of Required Performance (LORPs) for purposes of assessment as well as demonstration of conformance with critical Protective Concentration Levels (PCLs). LORPs are presented in Table 3.1 of the FSP and the laboratory's unadjusted MQL is below the LORP for every target analyte.

The laboratory was unable to analyze the waste sample for PAH without dilution due to problems with internal standard recovery likely caused by the sample matrix, and thus nondetected results for this sample have elevated reporting limits. The waste sample also required dilution for the VOC analysis but only for detected analytes. None of the groundwater samples have elevated reporting limits or required dilution.

Laboratory Blanks

The laboratory prepared and analyzed a laboratory blank for every analytical batch (maximum 20 samples) to measure potential contamination of the samples due to reagents and equipment used for sample preparation and analysis. No analytes are reported above the detection limit in the laboratory blanks, which confirms that no contamination was introduced in the laboratory.

Field QC Blanks

Equipment rinsate blanks, field blanks, and trip blanks were collected and analyzed with the samples to measure potential contamination of the samples due to cross-contamination from the sampling equipment, exposure to ambient air, and contamination during storage and transport. Results are reported above the detection limit in the field QC blanks as follows:

BLANK ID	BLANK TYPE	ANALYTE	CONCENTRATION
GW-TB-02	Trip	Acetone	0.00764 J mg/L
GW-EB-03	Equipment	Acetone	0.00565 J mg/L
GW-FB-02	Field	Acetone	0.00739 J mg/L

This indicates the sample results may be potentially affected by contamination introduced in the field for acetone, which is used during equipment decontamination. Per TRRP-13, samples with detected results for an analyte at levels comparable to that in an associated blank (within 10x for common contaminants which include acetone) may be affected by contamination and should be qualified as blank affected (U). Using this convention, the reviewer qualified both of the detects for acetone in the groundwater samples as blank affected (U).

Laboratory Control Sample Recovery

Laboratory control samples (LCS) are prepared in the laboratory using a clean sample matrix (reagent water or sand) that is spiked with the analytes of interest before preparation and analysis. The laboratory prepared one LCS for every analytical batch (maximum 20 samples). Additionally, DHL prepared a duplicate LCS (i.e., a LCSD) with each TPH batch. Recoveries are reported for all target analytes and are within the project limits, which indicates good accuracy for the preparation and analysis technique on a sample free of matrix effects.

Matrix Spike Recovery

Matrix spikes (MS) and matrix spike duplicates (MSD) are prepared in the laboratory using a field sample that is spiked with the analytes of interest before preparation and analysis. The laboratory prepared one MS/MSD pair for every analytical batch (maximum 20 samples). Field MS/MSD were collected at a rate of one per 20 field samples as required and analyzed with the samples. Recoveries are reported for all target analytes for MS/MSD prepared with a site sample and are within the project limits, which indicates good accuracy for the preparation and analysis technique on the given sample matrix, except as follows:

MS/MSD ID	QC BATCH	ANALYTE	MS/MSD %RECOVERY
GW-02	46096	Styrene	2.76% / 2.76%
GW-07	46120	Styrene	1.12% / 2.89%
GW-02	560-59026	Acenaphthylene	46% / 39%

The reviewer qualified the results for these analytes in the affected samples (i.e., those in the same analytical batch and with the same matrix characteristics) per TRRP-13 convention as follows:

Matrix Spike Recovery

- If the MS and MSD recoveries are below the data rejection limit of 10% for organics, detects for the analyte in the affected samples are qualified as estimated with a low bias (JL) and non-detects are qualified as rejected (R). All the results for styrene (which are all non-detects) are rejected (R). This analyte is highly reactive and subject to degradation caused by the chemical preservative used for all of the samples.
- If both the MS and MSD recoveries are above the data rejection limit of 10% for organics but below the project limits of 60-140%, detects and non-detects for the analyte in the affected samples are qualified as estimated with a low bias (JL and UJL). The acenaphthylene results for five of the groundwater samples and the field duplicate (which are all non-detects) are estimated with a low bias (UJL).

For purposes of qualification, all of the groundwater samples, which all have no or very low levels of COCs, are considered to have the same matrix characteristics. Additionally, the waste sample and the spring water sample, both of which were chemically preserved, were qualified for styrene.

Surrogate Recovery

Surrogates are compounds similar to the analytes of interest that are added to each sample before preparation and analysis. The laboratory spiked each sample aliquot with two or more surrogates. All of the recoveries are within the laboratory limits, which indicates that the accuracy of the preparation and analysis technique is good for each particular sample analysis.

Matrix Duplicate Precision

Matrix duplicates are prepared in the laboratory using a field sample. The laboratory prepared one MS/MSD pair for every analytical batch (maximum 20 samples). Field MS/MSD were collected at a rate of one per 20 field samples as required and analyzed with the samples. Additionally, the laboratory prepared one LCS/LCSD pair with each TPH batch. RPDs are reported for all target analytes for the LCS/LCSD and for the MS/MSD prepared with a site sample and are within the project limits, which indicates good precision for the preparation and analysis technique on the given sample matrix, except as follows:

MS/MSD ID	QC BATCH	ANALYTE	MS/MSD RPD
GW-07	46120	Styrene	88.2%

Per TRRP-13 convention, detects in the affected samples are qualified as estimated with an unknown bias (J). There are no detects for styrene, and thus the reviewer did not apply any qualifiers for matrix duplicate precision.

Field Duplicate Precision

Field duplicates are prepared in the field by the sampler. The sampler selected one groundwater sample for duplicate analysis. The reviewer compared the relative percent difference (RPD) between the primary and duplicate results (for results greater than 5x the MQL) or the absolute difference between the primary and duplicate results (for results less than 5x the MQL) to the project criteria. As shown in Table 3, all of the field duplicate RPDs and differences are within the project limits, which indicates good precision for the sampling, preparation, and analysis technique on the given sample matrix.

Instrument Tuning

Tuning ensures that the instrument is set up according to method guidelines. According to the laboratory review checklists, tuning data met the criteria for ion abundance in the analytical method.

Instrument Calibration	Instruments must be properly calibrated to accurately measure target analyte concentrations. According to the laboratory review checklists, initial and continuing calibration data met method requirements for all reported results.
Instrument Performance	Serial dilution and ICP interference check samples only apply for metals analyses, which were not collected during this event.
Internal Standards	Internal standard response must be adequate and stable to ensure instrument sensitivity is adequate and sample quantitation is accurate. According to the laboratory review checklists, internal standard area counts were within method requirements.

TABLE 1
HCEI PHASE II
GROUNDWATER MONITORING APRIL 2011

SAMPLES COLLECTED

SAMPLE ID	SAMPLE TYPE	SAMPLE DATE	DHL ANALYTICAL		TEST AMERICA	
			LABORATORY ID	RECEIVED DATE	LABORATORY ID	RECEIVED DATE
GW-01	ENV	4/26/11	1104182-01	4/27/11	560-25704-1	4/26/11
GW-04	ENV	4/26/11	1104182-02	4/27/11	560-25704-2	4/26/11
GW-FB-01	FB	4/26/11	1104182-03	4/27/11	N/A	N/A
GW-DUP-01	FD	4/26/11	1104182-04	4/27/11	560-25704-3	4/26/11
GW-EB-01	EB	4/26/11	1104182-05	4/27/11	560-25704-4	4/26/11
GW-EB-02	EB	4/26/11	1104182-06	4/27/11	560-25704-5	4/26/11
GW-TB-02	TB	4/26/11	1104182-07	4/27/11	N/A	N/A
GW-03	ENV	4/26/11	1104182-08	4/27/11	N/A	N/A
GW-TB-05	TB	4/27/11	1104192-01	4/28/11	N/A	N/A
GW-EB-03	EB	4/27/11	1104192-02	4/28/11	560-25706-1	4/27/11
GW-FB-02	FB	4/27/11	1104192-03	4/28/11	N/A	N/A
GW-05	ENV	4/27/11	1104192-04	4/28/11	560-25706-3	4/27/11
GW-06	ENV	4/27/11	1104192-05	4/28/11	560-25706-4	4/27/11
GW-02	ENV	4/27/11	1104192-06	4/28/11	560-25706-2	4/27/11
GW-03 Spring Water	OTHER	4/27/11	1104192-07	4/28/11	560-25706-5	4/27/11
GW-TB-01	TB	4/28/11	1104205-01	4/29/11	N/A	N/A
GW-FB-03	FB	4/28/11	1104205-02	4/29/11	N/A	N/A
GW-EB-04	EB	4/28/11	1104205-03	4/29/11	560-25730-1	4/28/11
GW-07	ENV	4/28/11	1104205-04	4/29/11	560-25730-3	4/28/11
GW-08	ENV	4/28/11	1104205-05	4/29/11	560-25730-2	4/28/11
WASTE	OTHER	4/28/11	1104205-06	4/29/11	560-25730-4	4/28/11

All samples analyzed for VOCs, TPH, and PAHs except GW-03 (which was analyzed for VOCs only) and the field blanks and trip blanks (which were analyzed for VOCs only).

Sample Types
EB – Equipment rinsate blank
ENV - Environmental
FD – Field duplicate
FB – Field blank
TB – Trip blank

Field Duplicate	Primary Sample
GW-DUP-1	GW-01

Field MS/MSD
GW-02

TABLE 2

HCEI PHASE II

GROUNDWATER MONITORING APRIL 2011

QUALIFIED SAMPLE RESULTS

SAMPLE ID	METHOD	BATCH	LAB ID	ANALYTE	LABORATORY RESULT			QUALIFIER AND COMMENT		LORP
GW-01	SW8260C	46096	1104182-01A	Bromoform	<0.000200		mg/L	UJ	DCS spike level >3x MDL (but <5x MDL)	670
GW-01	SW8260C	46096	1104182-01A	Chlorobenzene	<0.000200		mg/L	UJ	DCS spike level >3x MDL (but <5x MDL)	150
GW-01	SW8260C	46096	1104182-01A	cis-1,2-Dichloroethene	0.000250	J	mg/L	J	Result is between SDL and RL	2100
GW-01	SW8260C	46096	1104182-01A	Cyclohexane	<0.00500	N	mg/L	X7	none	770
GW-01	SW8260C	46096	1104182-01A	Isopropylbenzene	<0.000200		mg/L	UJ	DCS spike level >3x MDL (but <5x MDL)	570
GW-01	SW8260C	46096	1104182-01A	Styrene	<0.000200		mg/L	R	MS/MSD ave recovery below 10% (2.76%)	2000
GW-01	SW8260C	46096	1104182-01A	trans-1,3-Dichloropropene	<0.000200		mg/L	UJ	DCS spike level >3x MDL (but <5x MDL)	25
GW-01	SW8260C	46096	1104182-01A	Vinyl chloride	<0.000100		mg/L	UJ	DCS spike level >3x MDL (but <5x MDL)	0.49
GW-03	SW8260C	46096	1104182-08A	Acetone	0.00864	J	mg/L	U	Trip blank contamination (0.00764 J mg/L); Result is between SDL and RL	33000
GW-03	SW8260C	46096	1104182-08A	Bromoform	<0.000200		mg/L	UJ	DCS spike level >3x MDL (but <5x MDL)	670
GW-03	SW8260C	46096	1104182-08A	Chlorobenzene	<0.000200		mg/L	UJ	DCS spike level >3x MDL (but <5x MDL)	150
GW-03	SW8260C	46096	1104182-08A	Cyclohexane	<0.00500	N	mg/L	X7	none	770
GW-03	SW8260C	46096	1104182-08A	Isopropylbenzene	<0.000200		mg/L	UJ	DCS spike level >3x MDL (but <5x MDL)	570
GW-03	SW8260C	46096	1104182-08A	Styrene	<0.000200		mg/L	R	MS/MSD ave recovery below 10% (2.76%)	2000
GW-03	SW8260C	46096	1104182-08A	trans-1,3-Dichloropropene	<0.000200		mg/L	UJ	DCS spike level >3x MDL (but <5x MDL)	25
GW-03	SW8260C	46096	1104182-08A	Vinyl chloride	<0.000100		mg/L	UJ	DCS spike level >3x MDL (but <5x MDL)	0.49
GW-04	SW8260C	46096	1104182-02A	Bromoform	<0.000200		mg/L	UJ	DCS spike level >3x MDL (but <5x MDL)	670
GW-04	SW8260C	46096	1104182-02A	Chlorobenzene	<0.000200		mg/L	UJ	DCS spike level >3x MDL (but <5x MDL)	150
GW-04	SW8260C	46096	1104182-02A	Cyclohexane	<0.00500	N	mg/L	X7	none	770
GW-04	SW8260C	46096	1104182-02A	Isopropylbenzene	<0.000200		mg/L	UJ	DCS spike level >3x MDL (but <5x MDL)	570
GW-04	SW8260C	46096	1104182-02A	Styrene	<0.000200		mg/L	R	MS/MSD ave recovery below 10% (2.76%)	2000
GW-04	SW8260C	46096	1104182-02A	trans-1,3-Dichloropropene	<0.000200		mg/L	UJ	DCS spike level >3x MDL (but <5x MDL)	25
GW-04	SW8260C	46096	1104182-02A	Vinyl chloride	<0.000100		mg/L	UJ	DCS spike level >3x MDL (but <5x MDL)	0.49
GW-DUP-01	SW8260C	46096	1104182-04A	Acetone	0.00537	J	mg/L	U	Trip blank contamination (0.00764 J mg/L); Result is between SDL and RL	33000
GW-DUP-01	SW8260C	46096	1104182-04A	Bromoform	<0.000200		mg/L	UJ	DCS spike level >3x MDL (but <5x MDL)	670
GW-DUP-01	SW8260C	46096	1104182-04A	Chlorobenzene	<0.000200		mg/L	UJ	DCS spike level >3x MDL (but <5x MDL)	150

SAMPLE ID	METHOD	BATCH	LAB ID	ANALYTE	LABORATORY RESULT			QUALIFIER AND COMMENT		LORP
GW-DUP-01	SW8260C	46096	1104182-04A	Cyclohexane	<0.00500	N	mg/L	X7	none	770
GW-DUP-01	SW8260C	46096	1104182-04A	Isopropylbenzene	<0.000200		mg/L	UJ	DCS spike level >3x MDL (but <5x MDL)	570
GW-DUP-01	SW8260C	46096	1104182-04A	Styrene	<0.000200		mg/L	R	MS/MSD ave recovery below 10% (2.76%)	2000
GW-DUP-01	SW8260C	46096	1104182-04A	trans-1,3-Dichloropropene	<0.000200		mg/L	UJ	DCS spike level >3x MDL (but <5x MDL)	25
GW-DUP-01	SW8260C	46096	1104182-04A	Vinyl chloride	<0.000100		mg/L	UJ	DCS spike level >3x MDL (but <5x MDL)	0.49
GW-02	SW8260C	46096	1104192-06A	Bromoform	<0.000200		mg/L	UJ	DCS spike level >3x MDL (but <5x MDL)	670
GW-02	SW8260C	46096	1104192-06A	Chlorobenzene	<0.000200		mg/L	UJ	DCS spike level >3x MDL (but <5x MDL)	150
GW-02	SW8260C	46096	1104192-06A	Cyclohexane	<0.00500	N	mg/L	X7	none	770
GW-02	SW8260C	46096	1104192-06A	Isopropylbenzene	<0.000200		mg/L	UJ	DCS spike level >3x MDL (but <5x MDL)	570
GW-02	SW8260C	46096	1104192-06A	Styrene	<0.000200		mg/L	R	MS/MSD ave recovery below 10% (2.76%)	2000
GW-02	SW8260C	46096	1104192-06A	trans-1,3-Dichloropropene	<0.000200		mg/L	UJ	DCS spike level >3x MDL (but <5x MDL)	25
GW-02	SW8260C	46096	1104192-06A	Vinyl chloride	<0.000100		mg/L	UJ	DCS spike level >3x MDL (but <5x MDL)	0.49
GW-03 Spring Water	SW8260C	46096	1104192-07A	Bromoform	<0.000200		mg/L	UJ	DCS spike level >3x MDL (but <5x MDL)	670
GW-03 Spring Water	SW8260C	46096	1104192-07A	Chlorobenzene	<0.000200		mg/L	UJ	DCS spike level >3x MDL (but <5x MDL)	150
GW-03 Spring Water	SW8260C	46096	1104192-07A	Cyclohexane	<0.00500	N	mg/L	X7	none	770
GW-03 Spring Water	SW8260C	46096	1104192-07A	Isopropylbenzene	<0.000200		mg/L	UJ	DCS spike level >3x MDL (but <5x MDL)	570
GW-03 Spring Water	SW8260C	46096	1104192-07A	Styrene	<0.000200		mg/L	R	MS/MSD ave recovery below 10% (2.76%)	2000
GW-03 Spring Water	SW8260C	46096	1104192-07A	trans-1,3-Dichloropropene	<0.000200		mg/L	UJ	DCS spike level >3x MDL (but <5x MDL)	25
GW-03 Spring Water	SW8260C	46096	1104192-07A	Vinyl chloride	<0.000100		mg/L	UJ	DCS spike level >3x MDL (but <5x MDL)	0.49
GW-05	SW8260C	46096	1104192-04A	Bromoform	<0.000200		mg/L	UJ	DCS spike level >3x MDL (but <5x MDL)	670
GW-05	SW8260C	46096	1104192-04A	Chlorobenzene	<0.000200		mg/L	UJ	DCS spike level >3x MDL (but <5x MDL)	150
GW-05	SW8260C	46096	1104192-04A	Cyclohexane	<0.00500	N	mg/L	X7	none	770
GW-05	SW8260C	46096	1104192-04A	Isopropylbenzene	<0.000200		mg/L	UJ	DCS spike level >3x MDL (but <5x MDL)	570
GW-05	SW8260C	46096	1104192-04A	Styrene	<0.000200		mg/L	R	MS/MSD ave recovery below 10% (2.76%)	2000
GW-05	SW8260C	46096	1104192-04A	Tetrachloroethene	0.000900	J	mg/L	J	Result is between SDL and RL	64
GW-05	SW8260C	46096	1104192-04A	trans-1,3-Dichloropropene	<0.000200		mg/L	UJ	DCS spike level >3x MDL (but <5x MDL)	25
GW-05	SW8260C	46096	1104192-04A	Vinyl chloride	<0.000100		mg/L	UJ	DCS spike level >3x MDL (but <5x MDL)	0.49
GW-06	SW8260C	46096	1104192-05A	Bromoform	<0.000200		mg/L	UJ	DCS spike level >3x MDL (but <5x MDL)	670
GW-06	SW8260C	46096	1104192-05A	Chlorobenzene	<0.000200		mg/L	UJ	DCS spike level >3x MDL (but <5x MDL)	150
GW-06	SW8260C	46096	1104192-05A	Chloroform	0.000370	J	mg/L	J	Result is between SDL and RL	2.6
GW-06	SW8260C	46096	1104192-05A	Cyclohexane	<0.00500	N	mg/L	X7	none	770
GW-06	SW8260C	46096	1104192-05A	Isopropylbenzene	<0.000200		mg/L	UJ	DCS spike level >3x MDL (but <5x MDL)	570
GW-06	SW8260C	46096	1104192-05A	Styrene	<0.000200		mg/L	R	MS/MSD ave recovery below 10% (2.76%)	2000
GW-06	SW8260C	46096	1104192-05A	trans-1,3-Dichloropropene	<0.000200		mg/L	UJ	DCS spike level >3x MDL (but <5x MDL)	25
GW-06	SW8260C	46096	1104192-05A	Vinyl chloride	<0.000100		mg/L	UJ	DCS spike level >3x MDL (but <5x MDL)	0.49

SAMPLE ID	METHOD	BATCH	LAB ID	ANALYTE	LABORATORY RESULT			QUALIFIER AND COMMENT		LORP
GW-07	SW8260C	46120	1104205-04A	Bromoform	<0.000200		mg/L	UJ	DCS spike level >3x MDL (but <5x MDL)	670
GW-07	SW8260C	46120	1104205-04A	Chlorobenzene	<0.000200		mg/L	UJ	DCS spike level >3x MDL (but <5x MDL)	150
GW-07	SW8260C	46120	1104205-04A	Cyclohexane	<0.00500	N	mg/L	X7	none	770
GW-07	SW8260C	46120	1104205-04A	Isopropylbenzene	<0.000200		mg/L	UJ	DCS spike level >3x MDL (but <5x MDL)	570
GW-07	SW8260C	46120	1104205-04A	Styrene	<0.000200		mg/L	R	MS/MSD ave recovery below 10% (2.01%)	2000
GW-07	SW8260C	46120	1104205-04A	trans-1,3-Dichloropropene	<0.000200		mg/L	UJ	DCS spike level >3x MDL (but <5x MDL)	25
GW-07	SW8260C	46120	1104205-04A	Vinyl chloride	<0.000100		mg/L	UJ	DCS spike level >3x MDL (but <5x MDL)	0.49
GW-08	SW8260C	46120	1104205-05A	Bromoform	<0.000200		mg/L	UJ	DCS spike level >3x MDL (but <5x MDL)	670
GW-08	SW8260C	46120	1104205-05A	Chlorobenzene	<0.000200		mg/L	UJ	DCS spike level >3x MDL (but <5x MDL)	150
GW-08	SW8260C	46120	1104205-05A	Cyclohexane	<0.00500	N	mg/L	X7	none	770
GW-08	SW8260C	46120	1104205-05A	Styrene	<0.000200		mg/L	R	MS/MSD ave recovery below 10% (2.01%)	2000
GW-08	SW8260C	46120	1104205-05A	trans-1,3-Dichloropropene	<0.000200		mg/L	UJ	DCS spike level >3x MDL (but <5x MDL)	25
GW-08	SW8260C	46120	1104205-05A	Vinyl chloride	<0.000100		mg/L	UJ	DCS spike level >3x MDL (but <5x MDL)	0.49
WASTE	SW8260C	46120	1104205-06A	Bromoform	<0.000200		mg/L	UJ	DCS spike level >3x MDL (but <5x MDL)	670
WASTE	SW8260C	46120	1104205-06A	Chlorobenzene	<0.000200		mg/L	UJ	DCS spike level >3x MDL (but <5x MDL)	150
WASTE	SW8260C	46120	1104205-06A	Cyclohexane	<0.00500	N	mg/L	X7	none	770
WASTE	SW8260C	46120	1104205-06A	Isopropylbenzene	<0.000200		mg/L	UJ	DCS spike level >3x MDL (but <5x MDL)	570
WASTE	SW8260C	46120	1104205-06A	Styrene	<0.000200		mg/L	R	MS/MSD ave recovery below 10% (2.01%)	2000
WASTE	SW8260C	46120	1104205-06A	Toluene	0.000710	J	mg/L	J	Result is between SDL and RL	8200
WASTE	SW8260C	46120	1104205-06A	trans-1,3-Dichloropropene	<0.000200		mg/L	UJ	DCS spike level >3x MDL (but <5x MDL)	25
WASTE	SW8260C	46120	1104205-06A	Vinyl chloride	<0.000100		mg/L	UJ	DCS spike level >3x MDL (but <5x MDL)	0.49
GW-01	SW8270C	560-59026	560-25704-1	Acenaphthylene	<0.000515		mg/L	UJL	MS/MSD ave recovery below limit (42.5%)	N/A
GW-01	SW8270C	560-59026	560-25704-1	Sulfolane	<0.000515		mg/L	X7	none	N/A
GW-04	SW8270C	560-59026	560-25704-2	Acenaphthylene	<0.000538		mg/L	UJL	MS/MSD ave recovery below limit (42.5%)	N/A
GW-04	SW8270C	560-59026	560-25704-2	Sulfolane	<0.000538		mg/L	X7	none	N/A
GW-Dup-01	SW8270C	560-59026	560-25704-3	Acenaphthylene	<0.000505		mg/L	UJL	MS/MSD ave recovery below limit (42.5%)	N/A
GW-Dup-01	SW8270C	560-59026	560-25704-3	Sulfolane	<0.000505		mg/L	X7	none	N/A
GW-02	SW8270C	560-59026	560-25706-2	Acenaphthylene	<0.000500		mg/L	UJL	MS/MSD ave recovery below limit (42.5%)	N/A
GW-02	SW8270C	560-59026	560-25706-2	Sulfolane	<0.000500		mg/L	X7	none	N/A
GW-03 Spring Water	SW8270C	560-59026	560-25706-5	Sulfolane	<0.000526		mg/L	X7	none	N/A
GW-05	SW8270C	560-59026	560-25706-3	Acenaphthylene	<0.000526		mg/L	UJL	MS/MSD ave recovery below limit (42.5%)	N/A
GW-05	SW8270C	560-59026	560-25706-3	Sulfolane	<0.000526		mg/L	X7	none	N/A
GW-06	SW8270C	560-59026	560-25706-4	Acenaphthylene	<0.000515		mg/L	UJL	MS/MSD ave recovery below limit (42.5%)	N/A
GW-06	SW8270C	560-59026	560-25706-4	Sulfolane	<0.000515		mg/L	X7	none	N/A
GW-07	SW8270C	560-59130	560-25730-3	Sulfolane	<0.000485		mg/L	X7	none	N/A

SAMPLE ID	METHOD	BATCH	LAB ID	ANALYTE	LABORATORY RESULT			QUALIFIER AND COMMENT		LORP
GW-08	SW8270C	560-59130	560-25730-2	Sulfolane	<0.000472		mg/L	X7	none	N/A
Waste	SW8270C	560-59243	560-25730-4	Sulfolane	<0.00521		mg/L	X7	none	N/A

U – Blank affected; The analyte was not detected above 5x (10x for common contaminants) the level in an associated blank.
UJ – Estimated data; The analyte was not detected above the reported Sample Detection Limit (SDL) however, the SDL is approximate due to exceedance of one or more QC requirements.
J – Estimated data; The reported sample concentration or mass is approximate due to exceedance of one or more QC requirements.
NJ – Tentatively identified, estimated data; The analysis indicates the presence of the analyte for which there is presumptive evidence to make a tentative identification and the associated numerical value represents its approximate concentration or mass.
R – Rejected data; Serious QC deficiencies make it impossible to verify the absence or presence of this analyte.
X7 – The laboratory is not NELAC accredited under the Texas Laboratory Accreditation Program for this analyte in this matrix analyzed by this method. The TCEQ does not offer accreditation for this analyte, in this matrix, analyzed by this method.

H – Bias in sample result is likely to be high
L – Bias in sample result is likely to be low
none – Bias in sample is unknown

NOTE: For multiple deficiencies the reviewer applied the most severe flag. (R>U>J>JL/JH and R>UJ>UJL)

TABLE 3
HCEI PHASE II
GROUNDWATER MONITORING APRIL 2011

FIELD DUPLICATE SUMMARY

FIELD DUPLICATE	PRIMARY SAMPLE	PREP METHOD	ANALYSIS METHOD	ANALYTE	FIELD DUPLICATE LABORATORY RESULT			PRIMARY SAMPLE LABORATORY RESULT			RPD	DIFFER-ENCE	2xMQL	PASS
GW-DUP-01	GW-01	SW5030C	SW8260C	1,1,1-Trichloroethane	<0.000200		mg/L	<0.000200		mg/L	NA	0	0.002	yes
GW-DUP-01	GW-01	SW5030C	SW8260C	1,1,2,2-Tetrachloroethane	<0.000200		mg/L	<0.000200		mg/L	NA	0	0.002	yes
GW-DUP-01	GW-01	SW5030C	SW8260C	1,1,2-Trichloroethane	<0.000200		mg/L	<0.000200		mg/L	NA	0	0.002	yes
GW-DUP-01	GW-01	SW5030C	SW8260C	1,1,2-Trichlorotrifluoroethane	<0.00500		mg/L	<0.00500		mg/L	NA	0	0.03	yes
GW-DUP-01	GW-01	SW5030C	SW8260C	1,1-Dichloroethane	<0.000200		mg/L	<0.000200		mg/L	NA	0	0.002	yes
GW-DUP-01	GW-01	SW5030C	SW8260C	1,1-Dichloroethene	<0.000200		mg/L	<0.000200		mg/L	NA	0	0.002	yes
GW-DUP-01	GW-01	SW5030C	SW8260C	1,2,4-Trichlorobenzene	<0.00150		mg/L	<0.00150		mg/L	NA	0	0.01	yes
GW-DUP-01	GW-01	SW5030C	SW8260C	1,2-Dibromo-3-chloropropane	<0.00300		mg/L	<0.00300		mg/L	NA	0	0.02	yes
GW-DUP-01	GW-01	SW5030C	SW8260C	1,2-Dibromoethane	<0.000200		mg/L	<0.000200		mg/L	NA	0	0.002	yes
GW-DUP-01	GW-01	SW5030C	SW8260C	1,2-Dichlorobenzene	<0.000300		mg/L	<0.000300		mg/L	NA	0	0.002	yes
GW-DUP-01	GW-01	SW5030C	SW8260C	1,2-Dichloroethane	<0.000300		mg/L	<0.000300		mg/L	NA	0	0.002	yes
GW-DUP-01	GW-01	SW5030C	SW8260C	1,2-Dichloropropane	<0.000200		mg/L	<0.000200		mg/L	NA	0	0.002	yes
GW-DUP-01	GW-01	SW5030C	SW8260C	1,3-Dichlorobenzene	<0.000300		mg/L	<0.000300		mg/L	NA	0	0.002	yes
GW-DUP-01	GW-01	SW5030C	SW8260C	1,4-Dichlorobenzene	<0.000300		mg/L	<0.000300		mg/L	NA	0	0.002	yes
GW-DUP-01	GW-01	SW5030C	SW8260C	2-Butanone	<0.00500		mg/L	<0.00500		mg/L	NA	0	0.03	yes
GW-DUP-01	GW-01	SW5030C	SW8260C	2-Hexanone	<0.00500		mg/L	<0.00500		mg/L	NA	0	0.03	yes
GW-DUP-01	GW-01	SW5030C	SW8260C	4-Methyl-2-pentanone	<0.00500		mg/L	<0.00500		mg/L	NA	0	0.03	yes
GW-DUP-01	GW-01	SW5030C	SW8260C	Acetone	0.00537	J	mg/L	<0.00500		mg/L	NA	0.00037	0.03	yes
GW-DUP-01	GW-01	SW5030C	SW8260C	Benzene	<0.000200		mg/L	<0.000200		mg/L	NA	0	0.002	yes
GW-DUP-01	GW-01	SW5030C	SW8260C	Bromodichloromethane	<0.000200		mg/L	<0.000200		mg/L	NA	0	0.002	yes
GW-DUP-01	GW-01	SW5030C	SW8260C	Bromoform	<0.000200		mg/L	<0.000200		mg/L	NA	0	0.002	yes
GW-DUP-01	GW-01	SW5030C	SW8260C	Bromomethane	<0.000300		mg/L	<0.000300		mg/L	NA	0	0.002	yes
GW-DUP-01	GW-01	SW5030C	SW8260C	Carbon disulfide	<0.00500		mg/L	<0.00500		mg/L	NA	0	0.03	yes
GW-DUP-01	GW-01	SW5030C	SW8260C	Carbon tetrachloride	<0.000200		mg/L	<0.000200		mg/L	NA	0	0.002	yes
GW-DUP-01	GW-01	SW5030C	SW8260C	Chlorobenzene	<0.000200		mg/L	<0.000200		mg/L	NA	0	0.002	yes
GW-DUP-01	GW-01	SW5030C	SW8260C	Chloroethane	<0.000300		mg/L	<0.000300		mg/L	NA	0	0.002	yes
GW-DUP-01	GW-01	SW5030C	SW8260C	Chloroform	<0.000300		mg/L	<0.000300		mg/L	NA	0	0.002	yes
GW-DUP-01	GW-01	SW5030C	SW8260C	Chloromethane	<0.000300		mg/L	<0.000300		mg/L	NA	0	0.002	yes

FIELD DUPLICATE	PRIMARY SAMPLE	PREP METHOD	ANALYSIS METHOD	ANALYTE	FIELD DUPLICATE LABORATORY RESULT			PRIMARY SAMPLE LABORATORY RESULT			RPD	DIFFER-ENCE	2xMQL	PASS
GW-DUP-01	GW-01	SW5030C	SW8260C	cis-1,2-Dichloroethene	<0.000200		mg/L	0.000250	J	mg/L	NA	0.00005	0.002	yes
GW-DUP-01	GW-01	SW5030C	SW8260C	cis-1,3-Dichloropropene	<0.000200		mg/L	<0.000200		mg/L	NA	0	0.002	yes
GW-DUP-01	GW-01	SW5030C	SW8260C	Cyclohexane	<0.00500	N	mg/L	<0.00500	N	mg/L	NA	0	0.03	yes
GW-DUP-01	GW-01	SW5030C	SW8260C	Dibromochloromethane	<0.000200		mg/L	<0.000200		mg/L	NA	0	0.002	yes
GW-DUP-01	GW-01	SW5030C	SW8260C	Dichlorodifluoromethane	<0.000200		mg/L	<0.000200		mg/L	NA	0	0.002	yes
GW-DUP-01	GW-01	SW5030C	SW8260C	Ethylbenzene	<0.000300		mg/L	<0.000300		mg/L	NA	0	0.002	yes
GW-DUP-01	GW-01	SW5030C	SW8260C	Isopropylbenzene	<0.000200		mg/L	<0.000200		mg/L	NA	0	0.002	yes
GW-DUP-01	GW-01	SW5030C	SW8260C	m,p-Xylene	<0.000600		mg/L	<0.000600		mg/L	NA	0	0.004	yes
GW-DUP-01	GW-01	SW5030C	SW8260C	Methyl Acetate	<0.00500		mg/L	<0.00500		mg/L	NA	0	0.03	yes
GW-DUP-01	GW-01	SW5030C	SW8260C	Methyl tert-butyl ether	<0.000300		mg/L	<0.000300		mg/L	NA	0	0.002	yes
GW-DUP-01	GW-01	SW5030C	SW8260C	Methylcyclohexane	<0.00500		mg/L	<0.00500		mg/L	NA	0	0.03	yes
GW-DUP-01	GW-01	SW5030C	SW8260C	Methylene chloride	<0.00250		mg/L	<0.00250		mg/L	NA	0	0.005	yes
GW-DUP-01	GW-01	SW5030C	SW8260C	o-Xylene	<0.000300		mg/L	<0.000300		mg/L	NA	0	0.002	yes
GW-DUP-01	GW-01	SW5030C	SW8260C	Styrene	<0.000200		mg/L	<0.000200		mg/L	NA	0	0.002	yes
GW-DUP-01	GW-01	SW5030C	SW8260C	Tetrachloroethene	<0.000600		mg/L	<0.000600		mg/L	NA	0	0.004	yes
GW-DUP-01	GW-01	SW5030C	SW8260C	Toluene	<0.000600		mg/L	<0.000600		mg/L	NA	0	0.004	yes
GW-DUP-01	GW-01	SW5030C	SW8260C	trans-1,2-Dichloroethene	<0.000200		mg/L	<0.000200		mg/L	NA	0	0.002	yes
GW-DUP-01	GW-01	SW5030C	SW8260C	trans-1,3-Dichloropropene	<0.000200		mg/L	<0.000200		mg/L	NA	0	0.002	yes
GW-DUP-01	GW-01	SW5030C	SW8260C	Trichloroethene	0.0122		mg/L	0.0126		mg/L	3.2	NA	NA	yes
GW-DUP-01	GW-01	SW5030C	SW8260C	Trichlorofluoromethane	<0.000200		mg/L	<0.000200		mg/L	NA	0	0.002	yes
GW-DUP-01	GW-01	SW5030C	SW8260C	Vinyl chloride	<0.000100		mg/L	<0.000100		mg/L	NA	0	0.002	yes
GW-DUP-01	GW-01	TX1005	TX1005	T/R Hydrocarbons: >C12-C28	<0.695		mg/L	<0.700		mg/L	NA	0.005	4	yes
GW-DUP-01	GW-01	TX1005	TX1005	T/R Hydrocarbons: >C28-C35	<0.695		mg/L	<0.700		mg/L	NA	0.005	4	yes
GW-DUP-01	GW-01	TX1005	TX1005	T/R Hydrocarbons: C6-C12	<0.695		mg/L	<0.700		mg/L	NA	0.005	4	yes
GW-DUP-01	GW-01	TX1005	TX1005	T/R Hydrocarbons: C6-C35	<0.695		mg/L	<0.700		mg/L	NA	0.005	4	yes
GW-Dup-01	GW-01	SW3520C	SW8270C	2-Methylnaphthalene	<0.000505		mg/L	<0.000515		mg/L	NA	0.00001	0.0206	yes
GW-Dup-01	GW-01	SW3520C	SW8270C	Acenaphthene	<0.000575		mg/L	<0.000587		mg/L	NA	0.000012	0.0206	yes
GW-Dup-01	GW-01	SW3520C	SW8270C	Acenaphthylene	<0.000505		mg/L	<0.000515		mg/L	NA	0.00001	0.0206	yes
GW-Dup-01	GW-01	SW3520C	SW8270C	Anthracene	<0.000505		mg/L	<0.000515		mg/L	NA	0.00001	0.0206	yes
GW-Dup-01	GW-01	SW3520C	SW8270C	Benzo[a]anthracene	<0.000505		mg/L	<0.000515		mg/L	NA	0.00001	0.0206	yes
GW-Dup-01	GW-01	SW3520C	SW8270C	Benzo[a]pyrene	<0.000505		mg/L	<0.000515		mg/L	NA	0.00001	0.0206	yes
GW-Dup-01	GW-01	SW3520C	SW8270C	Benzo[b]fluoranthene	<0.000505		mg/L	<0.000515		mg/L	NA	0.00001	0.0206	yes
GW-Dup-01	GW-01	SW3520C	SW8270C	Benzo[g,h,i]perylene	<0.000505		mg/L	<0.000515		mg/L	NA	0.00001	0.0206	yes
GW-Dup-01	GW-01	SW3520C	SW8270C	Benzo[k]fluoranthene	<0.000505		mg/L	<0.000515		mg/L	NA	0.00001	0.0206	yes

FIELD DUPLICATE	PRIMARY SAMPLE	PREP METHOD	ANALYSIS METHOD	ANALYTE	FIELD DUPLICATE LABORATORY RESULT			PRIMARY SAMPLE LABORATORY RESULT			RPD	DIFFER-ENCE	2xMQL	PASS
GW-Dup-01	GW-01	SW3520C	SW8270C	Chrysene	<0.000505		mg/L	<0.000515		mg/L	NA	0.00001	0.0206	yes
GW-Dup-01	GW-01	SW3520C	SW8270C	Dibenz(a,h)anthracene	<0.000505		mg/L	<0.000515		mg/L	NA	0.00001	0.0206	yes
GW-Dup-01	GW-01	SW3520C	SW8270C	Fluoranthene	<0.000505		mg/L	<0.000515		mg/L	NA	0.00001	0.0206	yes
GW-Dup-01	GW-01	SW3520C	SW8270C	Fluorene	<0.000614		mg/L	<0.000627		mg/L	NA	0.000013	0.0206	yes
GW-Dup-01	GW-01	SW3520C	SW8270C	Indeno[1,2,3-cd]pyrene	<0.000505		mg/L	<0.000515		mg/L	NA	0.00001	0.0206	yes
GW-Dup-01	GW-01	SW3520C	SW8270C	Naphthalene	<0.000505		mg/L	<0.000515		mg/L	NA	0.00001	0.0206	yes
GW-Dup-01	GW-01	SW3520C	SW8270C	Phenanthrene	<0.000519		mg/L	<0.000530		mg/L	NA	0.000011	0.0206	yes
GW-Dup-01	GW-01	SW3520C	SW8270C	Pyrene	<0.000505		mg/L	<0.000515		mg/L	NA	0.00001	0.0206	yes
GW-Dup-01	GW-01	SW3520C	SW8270C	Sulfolane	<0.000505		mg/L	<0.000515		mg/L	NA	0.00001	0.0206	yes

ATTACHMENT A

LABORATORY NELAP ACCREDITATION CERTIFICATES

Texas Commission on Environmental Quality

NELAP - Recognized Laboratory Fields of Accreditation

Certificate:	**T104704211-11-5**
Expiration Date:	**4/30/2011**
Issue Date:	**3/15/2011**

DHL Analytical, Inc.

2300 Double Creek Drive
Round Rock, TX 78664-3801

These fields of accreditation supercedeall previous fields. The Texas Commission on Environmental Quality urges customers to verify the laboratory's current accreditation status for particular methods and analyses.

Matrix: ***Non-Potable Water***

Method EPA 1010

Analyte	AB	Analyte ID	Method ID
Ignitability	TX	1780	10116606

Method EPA 120.1

Analyte	AB	Analyte ID	Method ID
Conductivity	TX	1610	10006403

Method EPA 1311

Analyte	AB	Analyte ID	Method ID
TCLP	TX	849	10118806

Method EPA 1312

Analyte	AB	Analyte ID	Method ID
SPLP	TX	850	10119003

Method EPA 150.1

Analyte	AB	Analyte ID	Method ID
pH	TX	1900	10008409

Method EPA 160.1

Analyte	AB	Analyte ID	Method ID
Residue-filterable (TDS)	TX	1955	10009208

Method EPA 160.2

Analyte	AB	Analyte ID	Method ID
Residue-nonfilterable (TSS)	TX	1960	10009606

Method EPA 180.1

Analyte	AB	Analyte ID	Method ID
Turbidity	TX	2055	10011606

Method EPA 200.8

Analyte	AB	Analyte ID	Method ID
Aluminum	TX	1000	10014605
Antimony	TX	1005	10014605
Arsenic	TX	1010	10014605
Barium	TX	1015	10014605
Beryllium	TX	1020	10014605

Texas Commission on Environmental Quality

NELAP - Recognized Laboratory Fields of Accreditation

Certificate:	**T104704211-11-5**
Expiration Date:	**4/30/2011**
Issue Date:	**3/15/2011**

DHL Analytical, Inc.

2300 Double Creek Drive
Round Rock, TX 78664-3801

These fields of accreditation supercedeall previous fields. The Texas Commission on Environmental Quality urges customers to verify the laboratory's current accreditation status for particular methods and analyses.

Matrix: ***Non-Potable Water***

Boron	TX	1025	10014605
Cadmium	TX	1030	10014605
Calcium	TX	1035	10014605
Chromium	TX	1040	10014605
Cobalt	TX	1050	10014605
Copper	TX	1055	10014605
Iron	TX	1070	10014605
Lead	TX	1075	10014605
Magnesium	TX	1085	10014605
Manganese	TX	1090	10014605
Molybdenum	TX	1100	10014605
Nickel	TX	1105	10014605
Potassium	TX	1125	10014605
Selenium	TX	1140	10014605
Silver	TX	1150	10014605
Sodium	TX	1155	10014605
Strontium	TX	1160	10014605
Thallium	TX	1165	10014605
Tin	TX	1175	10014605
Titanium	TX	1180	10014605
Vanadium	TX	1185	10014605
Zinc	TX	1190	10014605

Method EPA 245.1

Analyte	**AB**	**Analyte ID**	**Method ID**
Mercury	TX	1095	10036609

Method EPA 300.0

Analyte	**AB**	**Analyte ID**	**Method ID**
Bromide	TX	1540	10053006
Chloride	TX	1575	10053006
Fluoride	TX	1730	10053006
Nitrate as N	TX	1810	10053006

Texas Commission on Environmental Quality

NELAP - Recognized Laboratory Fields of Accreditation

Certificate:	T104704211-11-5
Expiration Date:	4/30/2011
Issue Date:	3/15/2011

DHL Analytical, Inc.

2300 Double Creek Drive
Round Rock, TX 78664-3801

These fields of accreditation supercedeall previous fields. The Texas Commission on Environmental Quality urges customers to verify the laboratory's current accreditation status for particular methods and analyses.

Matrix: *Non-Potable Water*

Nitrate-nitrite	TX	1820	10053006
Nitrite as N	TX	1840	10053006
Sulfate	TX	2000	10053006

Method EPA 305.1

Analyte	AB	Analyte ID	Method ID
Acidity, as CaCO3	TX	1500	10054203

Method EPA 310.1

Analyte	AB	Analyte ID	Method ID
Alkalinity as CaCO3	TX	1505	10054805

Method EPA 335.1

Analyte	AB	Analyte ID	Method ID
Amenable cyanide	TX	1510	10060001

Method EPA 335.2

Analyte	AB	Analyte ID	Method ID
Total cyanide	TX	1645	10060205

Method EPA 365.2

Analyte	AB	Analyte ID	Method ID
Orthophosphate as P	TX	1870	10070403
Phosphorus	TX	1910	10070403

Method EPA 370.1

Analyte	AB	Analyte ID	Method ID
Silica-dissolved	TX	1995	10072001

Method EPA 376.2

Analyte	AB	Analyte ID	Method ID
Sulfide	TX	2005	10074609

Method EPA 415.1

Analyte	AB	Analyte ID	Method ID
Total Organic Carbon (TOC)	TX	2040	10078407

Method EPA 602

Analyte	AB	Analyte ID	Method ID
Benzene	TX	4375	10102202

Texas Commission on Environmental Quality

NELAP - Recognized Laboratory Fields of Accreditation

Certificate:	T104704211-11-5
Expiration Date:	4/30/2011
Issue Date:	3/15/2011

DHL Analytical, Inc.

2300 Double Creek Drive
Round Rock, TX 78664-3801

These fields of accreditation supercedeall previous fields. The Texas Commission on Environmental Quality urges customers to verify the laboratory's current accreditation status for particular methods and analyses.

Matrix: ***Non-Potable Water***

Ethylbenzene	TX	4765	10102202
m+p-xylene	TX	5240	10102202
Methyl tert-butyl ether (MTBE)	TX	5000	10102202
o-Xylene	TX	5250	10102202
Toluene	TX	5140	10102202
Xylene (total)	TX	5260	10102202

Method EPA 6020

Analyte	AB	Analyte ID	Method ID
Aluminum	TX	1000	10156204
Antimony	TX	1005	10156204
Arsenic	TX	1010	10156204
Barium	TX	1015	10156204
Beryllium	TX	1020	10156204
Boron	TX	1025	10156204
Cadmium	TX	1030	10156204
Calcium	TX	1035	10156204
Chromium	TX	1040	10156204
Cobalt	TX	1050	10156204
Copper	TX	1055	10156204
Iron	TX	1070	10156204
Lead	TX	1075	10156204
Lithium	TX	1080	10156204
Magnesium	TX	1085	10156204
Manganese	TX	1090	10156204
Molybdenum	TX	1100	10156204
Nickel	TX	1105	10156204
Potassium	TX	1125	10156204
Selenium	TX	1140	10156204
Silver	TX	1150	10156204
Sodium	TX	1155	10156204

Texas Commission on Environmental Quality

NELAP - Recognized Laboratory Fields of Accreditation

Certificate:	T104704211-11-5
Expiration Date:	4/30/2011
Issue Date:	3/15/2011

DHL Analytical, Inc.

2300 Double Creek Drive
Round Rock, TX 78664-3801

These fields of accreditation supercedeall previous fields. The Texas Commission on Environmental Quality urges customers to verify the laboratory's current accreditation status for particular methods and analyses.

Matrix: ***Non-Potable Water***

Strontium	TX	1160	10156204
Thallium	TX	1165	10156204
Tin	TX	1175	10156204
Titanium	TX	1180	10156204
Vanadium	TX	1185	10156204
Zinc	TX	1190	10156204

Method EPA 608

Analyte	AB	Analyte ID	Method ID
Aroclor-1016 (PCB-1016)	TX	8880	10103603
Aroclor-1221 (PCB-1221)	TX	8885	10103603
Aroclor-1232 (PCB-1232)	TX	8890	10103603
Aroclor-1242 (PCB-1242)	TX	8895	10103603
Aroclor-1248 (PCB-1248)	TX	8900	10103603
Aroclor-1254 (PCB-1254)	TX	8905	10103603
Aroclor-1260 (PCB-1260)	TX	8910	10103603

Method EPA 624

Analyte	AB	Analyte ID	Method ID
1,1,1-Trichloroethane	TX	5160	10107207
1,1,2,2-Tetrachloroethane	TX	5110	10107207
1,1,2-Trichloroethane	TX	5165	10107207
1,1-Dichloroethane	TX	4630	10107207
1,1-Dichloroethylene	TX	4640	10107207
1,2-Dibromoethane (EDB, Ethylene dibromide)	TX	4585	10107207
1,2-Dichlorobenzene	TX	4610	10107207
1,2-Dichloroethane (Ethylene dichloride)	TX	4635	10107207
1,2-Dichloropropane	TX	4655	10107207
1,3-Dichlorobenzene	TX	4615	10107207
1,4-Dichlorobenzene	TX	4620	10107207
2-Butanone (Methyl ethyl ketone, MEK)	TX	4410	10107207
2-Chloroethyl vinyl ether	TX	4500	10107207
Acetone (2-Propanone)	TX	4315	10107207

Texas Commission on Environmental Quality

NELAP - Recognized Laboratory Fields of Accreditation

Certificate:	**T104704211-11-5**
Expiration Date:	**4/30/2011**
Issue Date:	**3/15/2011**

DHL Analytical, Inc.

2300 Double Creek Drive
Round Rock, TX 78664-3801

These fields of accreditation supercedeall previous fields. The Texas Commission on Environmental Quality urges customers to verify the laboratory's current accreditation status for particular methods and analyses.

Matrix: *Non-Potable Water*

Acrolein (Propenal)	TX	4325	10107207
Acrylonitrile	TX	4340	10107207
Benzene	TX	4375	10107207
Bromodichloromethane	TX	4395	10107207
Bromoform	TX	4400	10107207
Carbon tetrachloride	TX	4455	10107207
Chlorobenzene	TX	4475	10107207
Chlorodibromomethane	TX	4575	10107207
Chloroethane (Ethyl chloride)	TX	4485	10107207
Chloroform	TX	4505	10107207
cis-1,2-Dichloroethylene	TX	4645	10107207
cis-1,3-Dichloropropene	TX	4680	10107207
Ethylbenzene	TX	4765	10107207
m+p-xylene	TX	5240	10107207
Methyl bromide (Bromomethane)	TX	4950	10107207
Methyl chloride (Chloromethane)	TX	4960	10107207
Methyl tert-butyl ether (MTBE)	TX	5000	10107207
Methylene chloride (Dichloromethane)	TX	4975	10107207
Naphthalene	TX	5005	10107207
o-Xylene	TX	5250	10107207
Tetrachloroethylene (Perchloroethylene)	TX	5115	10107207
Toluene	TX	5140	10107207
Total trihalomethanes	TX	5205	10107207
trans-1,2-Dichloroethylene	TX	4700	10107207
trans-1,3-Dichloropropylene	TX	4685	10107207
Trichloroethene (Trichloroethylene)	TX	5170	10107207
Trichlorofluoromethane (Fluorotrichloromethane, Freon 11)	TX	5175	10107207
Vinyl chloride	TX	5235	10107207
Xylene (total)	TX	5260	10107207

Texas Commission on Environmental Quality

NELAP - Recognized Laboratory Fields of Accreditation

Certificate:	**T104704211-11-5**
Expiration Date:	**4/30/2011**
Issue Date:	**3/15/2011**

DHL Analytical, Inc.

2300 Double Creek Drive
Round Rock, TX 78664-3801

These fields of accreditation supercedeall previous fields. The Texas Commission on Environmental Quality urges customers to verify the laboratory's current accreditation status for particular methods and analyses.

Matrix: ***Non-Potable Water***

Method EPA 625

Analyte	AB	Analyte ID	Method ID
1,2,4,5-Tetrachlorobenzene	TX	6715	10107401
1,2,4-Trichlorobenzene	TX	5155	10107401
1,2-Dichlorobenzene	TX	4610	10107401
1,2-Diphenylhydrazine	TX	6220	10107401
1,3-Dichlorobenzene	TX	4615	10107401
1,4-Dichlorobenzene	TX	4620	10107401
2,3,4,6-Tetrachlorophenol	TX	6735	10107401
2,4,5-Trichlorophenol	TX	6835	10107401
2,4,6-Trichlorophenol	TX	6840	10107401
2,4-Dichlorophenol	TX	6000	10107401
2,4-Dimethylphenol	TX	6130	10107401
2,4-Dinitrophenol	TX	6175	10107401
2,4-Dinitrotoluene (2,4-DNT)	TX	6185	10107401
2,6-Dinitrotoluene (2,6-DNT)	TX	6190	10107401
2-Chloronaphthalene	TX	5795	10107401
2-Chlorophenol	TX	5800	10107401
2-Methyl-4,6-dinitrophenol	TX	6360	10107401
2-Methylphenol (o-Cresol)	TX	6400	10107401
2-Nitrophenol	TX	6490	10107401
3,3'-Dichlorobenzidine	TX	5945	10107401
4,4'-DDD	TX	7355	10107401
4,4'-DDE	TX	7360	10107401
4,4'-DDT	TX	7365	10107401
4-Bromophenyl phenyl ether	TX	5660	10107401
4-Chloro-3-methylphenol	TX	5700	10107401
4-Chlorophenyl phenylether	TX	5825	10107401
4-Methylphenol (p-Cresol)	TX	6410	10107401
4-Nitrophenol	TX	6500	10107401

Texas Commission on Environmental Quality

NELAP - Recognized Laboratory Fields of Accreditation

Certificate:	**T104704211-11-5**
Expiration Date:	**4/30/2011**
Issue Date:	**3/15/2011**

DHL Analytical, Inc.

2300 Double Creek Drive
Round Rock, TX 78664-3801

These fields of accreditation supercedeall previous fields. The Texas Commission on Environmental Quality urges customers to verify the laboratory's current accreditation status for particular methods and analyses.

Matrix: *Non-Potable Water*

Acenaphthene	TX	5500	10107401
Acenaphthylene	TX	5505	10107401
Aldrin	TX	7025	10107401
alpha-BHC (alpha-Hexachlorocyclohexane)	TX	7110	10107401
alpha-Chlordane	TX	7240	10107401
Anthracene	TX	5555	10107401
Aroclor-1016 (PCB-1016)	TX	8880	10107401
Aroclor-1221 (PCB-1221)	TX	8885	10107401
Aroclor-1232 (PCB-1232)	TX	8890	10107401
Aroclor-1242 (PCB-1242)	TX	8895	10107401
Aroclor-1248 (PCB-1248)	TX	8900	10107401
Aroclor-1254 (PCB-1254)	TX	8905	10107401
Aroclor-1260 (PCB-1260)	TX	8910	10107401
Benzidine	TX	5595	10107401
Benzo(a)anthracene	TX	5575	10107401
Benzo(a)pyrene	TX	5580	10107401
Benzo(b)fluoranthene	TX	5585	10107401
Benzo(g,h,i)perylene	TX	5590	10107401
Benzo(k)fluoranthene	TX	5600	10107401
beta-BHC (beta-Hexachlorocyclohexane)	TX	7115	10107401
bis(2-Chloroethoxy)methane	TX	5760	10107401
bis(2-Chloroethyl) ether	TX	5765	10107401
bis(2-Chloroisopropyl) ether	TX	5780	10107401
bis(2-Ethylhexyl) phthalate (DEHP)	TX	6255	10107401
Butyl benzyl phthalate	TX	5670	10107401
Chrysene	TX	5855	10107401
delta-BHC (delta-Hexachlorocyclohexane)	TX	7105	10107401
Dibenz(a,h) anthracene	TX	5895	10107401
Dieldrin	TX	7470	10107401
Diethyl phthalate	TX	6070	10107401

Texas Commission on Environmental Quality

NELAP - Recognized Laboratory Fields of Accreditation

Certificate:	T104704211-11-5
Expiration Date:	4/30/2011
Issue Date:	3/15/2011

DHL Analytical, Inc.

2300 Double Creek Drive
Round Rock, TX 78664-3801

These fields of accreditation supercedeall previous fields. The Texas Commission on Environmental Quality urges customers to verify the laboratory's current accreditation status for particular methods and analyses.

Matrix: *Non-Potable Water*

Dimethyl phthalate	TX	6135	10107401
Di-n-butyl phthalate	TX	5925	10107401
Di-n-octyl phthalate	TX	6200	10107401
Endosulfan I	TX	7510	10107401
Endosulfan II	TX	7515	10107401
Endosulfan sulfate	TX	7520	10107401
Endrin	TX	7540	10107401
Endrin aldehyde	TX	7530	10107401
Fluoranthene	TX	6265	10107401
Fluorene	TX	6270	10107401
gamma-BHC (Lindane, gamma-Hexachlorocyclohexane)	TX	7120	10107401
gamma-Chlordane	TX	7245	10107401
Heptachlor	TX	7685	10107401
Heptachlor epoxide	TX	7690	10107401
Hexachlorobenzene	TX	6275	10107401
Hexachlorobutadiene	TX	4835	10107401
Hexachlorocyclopentadiene	TX	6285	10107401
Hexachloroethane	TX	4840	10107401
Indeno(1,2,3-cd) pyrene	TX	6315	10107401
Isophorone	TX	6320	10107401
Naphthalene	TX	5005	10107401
Nitrobenzene	TX	5015	10107401
n-Nitrosodiethylamine	TX	6525	10107401
n-Nitrosodimethylamine	TX	6530	10107401
n-Nitroso-di-n-butylamine	TX	5025	10107401
n-Nitrosodi-n-propylamine	TX	6545	10107401
n-Nitrosodiphenylamine	TX	6535	10107401
Pentachlorobenzene	TX	6590	10107401
Pentachlorophenol	TX	6605	10107401
Phenanthrene	TX	6615	10107401

Texas Commission on Environmental Quality

NELAP - Recognized Laboratory Fields of Accreditation

Certificate:	T104704211-11-5
Expiration Date:	4/30/2011
Issue Date:	3/15/2011

DHL Analytical, Inc.

2300 Double Creek Drive
Round Rock, TX 78664-3801

These fields of accreditation supercedeall previous fields. The Texas Commission on Environmental Quality urges customers to verify the laboratory's current accreditation status for particular methods and analyses.

Matrix: ***Non-Potable Water***

Phenol	TX	6625	10107401
Pyrene	TX	6665	10107401
Pyridine	TX	5095	10107401
Toxaphene (Chlorinated camphene)	TX	8250	10107401

Method EPA 7196

Analyte	AB	Analyte ID	Method ID
Chromium VI	TX	1045	10162400

Method EPA 7470

Analyte	AB	Analyte ID	Method ID
Mercury	TX	1095	10165807

Method EPA 8011

Analyte	AB	Analyte ID	Method ID
1,2-Dibromoethane (EDB, Ethylene dibromide)	TX	4585	10173009

Method EPA 8015

Analyte	AB	Analyte ID	Method ID
Diesel range organics (DRO)	TX	9369	10173203
Ethylene glycol	TX	4785	10173203
Gasoline range organics (GRO)	TX	9408	10173203
Propylene Glycol	TX	6657	10173203

Method EPA 8021

Analyte	AB	Analyte ID	Method ID
Benzene	TX	4375	10174808
Ethylbenzene	TX	4765	10174808
m+p-xylene	TX	5240	10174808
Methyl tert-butyl ether (MTBE)	TX	5000	10174808
o-Xylene	TX	5250	10174808
Toluene	TX	5140	10174808
Xylene (total)	TX	5260	10174808

Method EPA 8082

Analyte	AB	Analyte ID	Method ID
Aroclor-1016 (PCB-1016)	TX	8880	10179007

Texas Commission on Environmental Quality

NELAP - Recognized Laboratory Fields of Accreditation

Certificate:	T104704211-11-5
Expiration Date:	4/30/2011
Issue Date:	3/15/2011

DHL Analytical, Inc.

2300 Double Creek Drive
Round Rock, TX 78664-3801

These fields of accreditation supercedeall previous fields. The Texas Commission on Environmental Quality urges customers to verify the laboratory's current accreditation status for particular methods and analyses.

Matrix: *Non-Potable Water*

Aroclor-1221 (PCB-1221)	TX	8885	10179007
Aroclor-1232 (PCB-1232)	TX	8890	10179007
Aroclor-1242 (PCB-1242)	TX	8895	10179007
Aroclor-1248 (PCB-1248)	TX	8900	10179007
Aroclor-1254 (PCB-1254)	TX	8905	10179007
Aroclor-1260 (PCB-1260)	TX	8910	10179007
PCBs (total)	TX	8870	10179007

Method EPA 8260

Analyte	AB	Analyte ID	Method ID
1,1,1,2-Tetrachloroethane	TX	5105	10184802
1,1,1-Trichloroethane	TX	5160	10184802
1,1,2,2-Tetrachloroethane	TX	5110	10184802
1,1,2-Trichloroethane	TX	5165	10184802
1,1-Dichloroethane	TX	4630	10184802
1,1-Dichloroethylene	TX	4640	10184802
1,1-Dichloropropene	TX	4670	10184802
1,2,3-Trichlorobenzene	TX	5150	10184802
1,2,3-Trichloropropane	TX	5180	10184802
1,2,4-Trichlorobenzene	TX	5155	10184802
1,2,4-Trimethylbenzene	TX	5210	10184802
1,2-Dibromo-3-chloropropane (DBCP)	TX	4570	10184802
1,2-Dibromoethane (EDB, Ethylene dibromide)	TX	4585	10184802
1,2-Dichlorobenzene	TX	4610	10184802
1,2-Dichloroethane (Ethylene dichloride)	TX	4635	10184802
1,2-Dichloropropane	TX	4655	10184802
1,3,5-Trimethylbenzene	TX	5215	10184802
1,3-Dichlorobenzene	TX	4615	10184802
1,3-Dichloropropane	TX	4660	10184802
1,4-Dichlorobenzene	TX	4620	10184802
1-Chlorohexane	TX	4510	10184802

Texas Commission on Environmental Quality

NELAP - Recognized Laboratory Fields of Accreditation

Certificate:	T104704211-11-5
Expiration Date:	4/30/2011
Issue Date:	3/15/2011

DHL Analytical, Inc.

2300 Double Creek Drive
Round Rock, TX 78664-3801

These fields of accreditation supercedeall previous fields. The Texas Commission on Environmental Quality urges customers to verify the laboratory's current accreditation status for particular methods and analyses.

Matrix: *Non-Potable Water*

2,2-Dichloropropane	TX	4665	10184802
2-Butanone (Methyl ethyl ketone, MEK)	TX	4410	10184802
2-Chloroethyl vinyl ether	TX	4500	10184802
2-Chlorotoluene	TX	4535	10184802
2-Hexanone	TX	4860	10184802
4-Chlorotoluene	TX	4540	10184802
4-Isopropyltoluene	TX	4915	10184802
4-Methyl-2-pentanone (MIBK)	TX	4995	10184802
Acetone (2-Propanone)	TX	4315	10184802
Acrolein (Propenal)	TX	4325	10184802
Acrylonitrile	TX	4340	10184802
Benzene	TX	4375	10184802
Bromobenzene	TX	4385	10184802
Bromochloromethane	TX	4390	10184802
Bromodichloromethane	TX	4395	10184802
Bromoform	TX	4400	10184802
Carbon disulfide	TX	4450	10184802
Carbon tetrachloride	TX	4455	10184802
Chlorobenzene	TX	4475	10184802
Chlorodibromomethane	TX	4575	10184802
Chloroethane (Ethyl chloride)	TX	4485	10184802
Chloroform	TX	4505	10184802
cis-1,2-Dichloroethylene	TX	4645	10184802
cis-1,3-Dichloropropene	TX	4680	10184802
Dibromomethane	TX	4595	10184802
Dichlorodifluoromethane	TX	4625	10184802
Ethylbenzene	TX	4765	10184802
Ethyl-t-butylether (ETBE) (2-Ethoxy-2-methylpropane)	TX	4770	10184802
Hexachlorobutadiene	TX	4835	10184802
Iodomethane (Methyl iodide)	TX	4870	10184802

Texas Commission on Environmental Quality

NELAP - Recognized Laboratory Fields of Accreditation

Certificate:	**T104704211-11-5**
Expiration Date:	**4/30/2011**
Issue Date:	**3/15/2011**

DHL Analytical, Inc.

2300 Double Creek Drive
Round Rock, TX 78664-3801

These fields of accreditation supercedeall previous fields. The Texas Commission on Environmental Quality urges customers to verify the laboratory's current accreditation status for particular methods and analyses.

Matrix: *Non-Potable Water*

Isopropyl ether	TX	4905	10184802
Isopropylbenzene (Cumene)	TX	4900	10184802
m+p-xylene	TX	5240	10184802
Methyl acetate	TX	4940	10184802
Methyl bromide (Bromomethane)	TX	4950	10184802
Methyl chloride (Chloromethane)	TX	4960	10184802
Methyl tert-butyl ether (MTBE)	TX	5000	10184802
Methylcyclohexane	TX	4965	10184802
Methylene chloride (Dichloromethane)	TX	4975	10184802
Naphthalene	TX	5005	10184802
n-Butylbenzene	TX	4435	10184802
n-Propylbenzene	TX	5090	10184802
o-Xylene	TX	5250	10184802
sec-Butylbenzene	TX	4440	10184802
Styrene	TX	5100	10184802
T-amylmethylether (TAME)	TX	4370	10184802
tert-Butyl alcohol	TX	4420	10184802
tert-Butylbenzene	TX	4445	10184802
Tetrachloroethylene (Perchloroethylene)	TX	5115	10184802
Toluene	TX	5140	10184802
Total trihalomethanes	TX	5205	10184802
trans-1,2-Dichloroethylene	TX	4700	10184802
trans-1,3-Dichloropropylene	TX	4685	10184802
trans-1,4-Dichloro-2-butene	TX	4605	10184802
Trichloroethene (Trichloroethylene)	TX	5170	10184802
Trichlorofluoromethane (Fluorotrichloromethane, Freon 11)	TX	5175	10184802
Trichlorotrifluoroethane	TX	5185	10184802
Vinyl acetate	TX	5225	10184802
Vinyl chloride	TX	5235	10184802
Xylene (total)	TX	5260	10184802

Texas Commission on Environmental Quality

NELAP - Recognized Laboratory Fields of Accreditation

Certificate:	**T104704211-11-5**
Expiration Date:	**4/30/2011**
Issue Date:	**3/15/2011**

DHL Analytical, Inc.

2300 Double Creek Drive
Round Rock, TX 78664-3801

These fields of accreditation supercedeall previous fields. The Texas Commission on Environmental Quality urges customers to verify the laboratory's current accreditation status for particular methods and analyses.

Matrix: ***Non-Potable Water***

Method EPA 8270

Analyte	AB	Analyte ID	Method ID
1,2,4,5-Tetrachlorobenzene	TX	6715	10185805
1,2,4-Trichlorobenzene	TX	5155	10185805
1,2-Dichlorobenzene	TX	4610	10185805
1,2-Diphenylhydrazine	TX	6220	10185805
1,3-Dichlorobenzene	TX	4615	10185805
1,4-Dichlorobenzene	TX	4620	10185805
1-Naphthylamine	TX	6425	10185805
2,3,4,6-Tetrachlorophenol	TX	6735	10185805
2,4,5-Trichlorophenol	TX	6835	10185805
2,4,6-Trichlorophenol	TX	6840	10185805
2,4-Dichlorophenol	TX	6000	10185805
2,4-Dimethylphenol	TX	6130	10185805
2,4-Dinitrophenol	TX	6175	10185805
2,4-Dinitrotoluene (2,4-DNT)	TX	6185	10185805
2,6-Dichlorophenol	TX	6005	10185805
2,6-Dinitrotoluene (2,6-DNT)	TX	6190	10185805
2-Chloronaphthalene	TX	5795	10185805
2-Chlorophenol	TX	5800	10185805
2-Methyl-4,6-dinitrophenol	TX	6360	10185805
2-Methylnaphthalene	TX	6385	10185805
2-Methylphenol (o-Cresol)	TX	6400	10185805
2-Naphthylamine	TX	6430	10185805
2-Nitroaniline	TX	6460	10185805
2-Nitrophenol	TX	6490	10185805
2-Picoline (2-Methylpyridine)	TX	5050	10185805
3,3'-Dichlorobenzidine	TX	5945	10185805
3-Methylcholanthrene	TX	6355	10185805
3-Nitroaniline	TX	6465	10185805

Texas Commission on Environmental Quality

NELAP - Recognized Laboratory Fields of Accreditation

Certificate:	T104704211-11-5
Expiration Date:	4/30/2011
Issue Date:	3/15/2011

DHL Analytical, Inc.

2300 Double Creek Drive
Round Rock, TX 78664-3801

These fields of accreditation supercedeall previous fields. The Texas Commission on Environmental Quality urges customers to verify the laboratory's current accreditation status for particular methods and analyses.

Matrix: *Non-Potable Water*

4,4'-DDD	TX	7355	10185805
4,4'-DDE	TX	7360	10186002
4,4'-DDT	TX	7365	10185805
4-Aminobiphenyl	TX	5540	10185805
4-Bromophenyl phenyl ether	TX	5660	10185805
4-Chloro-3-methylphenol	TX	5700	10185805
4-Chloroaniline	TX	5745	10185805
4-Chlorophenyl phenylether	TX	5825	10185805
4-Dimethyl aminoazobenzene	TX	6105	10185805
4-Methylphenol (p-Cresol)	TX	6410	10185805
4-Nitroaniline	TX	6470	10185805
4-Nitrophenol	TX	6500	10185805
7,12-Dimethylbenz(a) anthracene	TX	6115	10185805
a-a-Dimethylphenethylamine	TX	6125	10185805
Acenaphthene	TX	5500	10185805
Acenaphthylene	TX	5505	10185805
Acetophenone	TX	5510	10185805
Aldrin	TX	7025	10186002
alpha-BHC (alpha-Hexachlorocyclohexane)	TX	7110	10186002
alpha-Chlordane	TX	7240	10185601
Aniline	TX	5545	10185805
Anthracene	TX	5555	10185805
Aroclor-1016 (PCB-1016)	TX	8880	10186002
Aroclor-1221 (PCB-1221)	TX	8885	10185203
Aroclor-1232 (PCB-1232)	TX	8890	10185407
Aroclor-1242 (PCB-1242)	TX	8895	10185203
Aroclor-1248 (PCB-1248)	TX	8900	10186002
Aroclor-1254 (PCB-1254)	TX	8905	10185601
Aroclor-1260 (PCB-1260)	TX	8910	10185203
Atrazine	TX	7065	10185805

Texas Commission on Environmental Quality

NELAP - Recognized Laboratory Fields of Accreditation

Certificate:	**T104704211-11-5**
Expiration Date:	**4/30/2011**
Issue Date:	**3/15/2011**

DHL Analytical, Inc.

2300 Double Creek Drive
Round Rock, TX 78664-3801

These fields of accreditation supercedeall previous fields. The Texas Commission on Environmental Quality urges customers to verify the laboratory's current accreditation status for particular methods and analyses.

Matrix: *Non-Potable Water*

Azinphos-methyl (Guthion)	TX	7075	10185805
Benzidine	TX	5595	10185805
Benzo(a)anthracene	TX	5575	10185805
Benzo(a)pyrene	TX	5580	10185805
Benzo(b)fluoranthene	TX	5585	10185805
Benzo(e)pyrene	TX	5605	10185805
Benzo(g,h,i)perylene	TX	5590	10185805
Benzo(k)fluoranthene	TX	5600	10185805
Benzoic acid	TX	5610	10185805
Benzyl alcohol	TX	5630	10185805
beta-BHC (beta-Hexachlorocyclohexane)	TX	7115	10185203
Biphenyl	TX	5640	10185805
bis(2-Chloroethoxy)methane	TX	5760	10185805
bis(2-Chloroethyl) ether	TX	5765	10185805
bis(2-Chloroisopropyl) ether	TX	5780	10185805
bis(2-Ethylhexyl) phthalate (DEHP)	TX	6255	10185805
Butyl benzyl phthalate	TX	5670	10185805
Caprolactam	TX	7180	10185805
Carbaryl (Sevin)	TX	7195	10185407
Carbazole	TX	5680	10185805
Carbophenothion	TX	7220	10185407
Chlordane (tech.)	TX	7250	10185203
Chlorfenvinphos	TX	7255	10185805
Chrysene	TX	5855	10185805
Coumaphos	TX	7315	10186002
Crotoxyphos	TX	7330	10185407
delta-BHC (delta-Hexachlorocyclohexane)	TX	7105	10185805
Demeton	TX	7390	10185407
Demeton-o	TX	7395	10185203
Demeton-s	TX	7385	10185601

Texas Commission on Environmental Quality

NELAP - Recognized Laboratory Fields of Accreditation

Certificate:	**T104704211-11-5**
Expiration Date:	**4/30/2011**
Issue Date:	**3/15/2011**

DHL Analytical, Inc.

2300 Double Creek Drive
Round Rock, TX 78664-3801

These fields of accreditation supercedeall previous fields. The Texas Commission on Environmental Quality urges customers to verify the laboratory's current accreditation status for particular methods and analyses.

Matrix: *Non-Potable Water*

Dibenz(a,h) anthracene	TX	5895	10185805
Dibenzofuran	TX	5905	10185805
Dichlorovos (DDVP, Dichlorvos)	TX	8610	10186002
Dicrotophos	TX	7465	10185407
Dieldrin	TX	7470	10186002
Diethyl phthalate	TX	6070	10185805
Dimethoate	TX	7475	10185805
Dimethyl phthalate	TX	6135	10185805
Di-n-butyl phthalate	TX	5925	10185805
Di-n-octyl phthalate	TX	6200	10185805
Dioxathion	TX	7495	10185203
Diphenylamine	TX	6205	10185805
Disulfoton	TX	8625	10185601
Endosulfan I	TX	7510	10185805
Endosulfan II	TX	7515	10185203
Endosulfan sulfate	TX	7520	10185601
Endrin	TX	7540	10185203
Endrin aldehyde	TX	7530	10185805
Endrin ketone	TX	7535	10186002
EPN	TX	7550	10186002
Ethion	TX	7565	10185805
Ethyl methanesulfonate	TX	6260	10185805
Famphur	TX	7580	10185407
Fensulfothion	TX	7600	10185203
Fenthion	TX	7605	10186002
Fluoranthene	TX	6265	10185805
Fluorene	TX	6270	10185805
gamma-BHC (Lindane, gamma-Hexachlorocyclohexane)	TX	7120	10185203
gamma-Chlordane	TX	7245	10185203
Heptachlor	TX	7685	10185601

Texas Commission on Environmental Quality

NELAP - Recognized Laboratory Fields of Accreditation

Certificate:	T104704211-11-5
Expiration Date:	4/30/2011
Issue Date:	3/15/2011

DHL Analytical, Inc.

2300 Double Creek Drive
Round Rock, TX 78664-3801

These fields of accreditation supercedeall previous fields. The Texas Commission on Environmental Quality urges customers to verify the laboratory's current accreditation status for particular methods and analyses.

Matrix: *Non-Potable Water*

Heptachlor epoxide	TX	7690	10185805
Hexachlorobenzene	TX	6275	10185805
Hexachlorobutadiene	TX	4835	10185805
Hexachlorocyclopentadiene	TX	6285	10185805
Hexachloroethane	TX	4840	10185805
Hexachlorophene	TX	6290	10185805
Indeno(1,2,3-cd) pyrene	TX	6315	10185805
Isodrin	TX	7725	10185407
Isophorone	TX	6320	10185805
Leptophos	TX	7755	10186002
Malathion	TX	7770	10186002
Methoxychlor	TX	7810	10185601
Methyl methanesulfonate	TX	6375	10185805
Mevinphos	TX	7850	10186002
Monocrotophos	TX	7880	10185203
Naled	TX	7905	10185203
Naphthalene	TX	5005	10185805
Nitrobenzene	TX	5015	10185805
n-Nitrosodiethylamine	TX	6525	10185805
n-Nitrosodimethylamine	TX	6530	10185805
n-Nitroso-di-n-butylamine	TX	5025	10185805
n-Nitrosodi-n-propylamine	TX	6545	10185805
n-Nitrosodiphenylamine	TX	6535	10185805
n-Nitrosopiperidine	TX	6560	10185805
Parathion, ethyl	TX	7955	10185805
Parathion, methyl (Methyl parathion)	TX	7825	10185203
Pentachlorobenzene	TX	6590	10185805
Pentachloronitrobenzene	TX	6600	10185805
Pentachlorophenol	TX	6605	10185805
Phenacetin	TX	6610	10185805

Texas Commission on Environmental Quality

NELAP - Recognized Laboratory Fields of Accreditation

Certificate:	T104704211-11-5
Expiration Date:	4/30/2011
Issue Date:	3/15/2011

DHL Analytical, Inc.

2300 Double Creek Drive
Round Rock, TX 78664-3801

These fields of accreditation supercedeall previous fields. The Texas Commission on Environmental Quality urges customers to verify the laboratory's current accreditation status for particular methods and analyses.

Matrix: ***Non-Potable Water***

Phenanthrene	TX	6615	10185805
Phenol	TX	6625	10185805
Phorate	TX	7985	10186002
Phosmet (Imidan)	TX	8000	10186002
Phosphamidon	TX	8005	10185805
Pronamide (Kerb)	TX	6650	10185805
Pyrene	TX	6665	10185805
Pyridine	TX	5095	10185805
Quinoline	TX	6670	10185805
Stirophos (Tetrachlorvinphos)	TX	8200	10186002
Sulfotepp	TX	8155	10186002
Terbufos	TX	8185	10185805
Tetraethyl pyrophosphate (TEPP)	TX	8210	10185407
Toxaphene (Chlorinated camphene)	TX	8250	10185203

Method EPA 8321

Analyte	AB	Analyte ID	Method ID
2,4,5-T	TX	8655	10188804
2,4-D	TX	8545	10188804
2,4-DB	TX	8560	10188804
Dalapon	TX	8555	10188804
Dicamba	TX	8595	10188804
Dichloroprop (Dichlorprop)	TX	8605	10188804
Dinoseb (2-sec-butyl-4,6-dinitrophenol, DNBP)	TX	8620	10188804
MCPA	TX	7775	10188804
MCPP	TX	7780	10188804
Silvex (2,4,5-TP)	TX	8650	10188804

Method EPA 8330

Analyte	AB	Analyte ID	Method ID
1,3,5-Trinitrobenzene (1,3,5-TNB)	TX	6885	10189807
1,3-Dinitrobenzene (1,3-DNB)	TX	6160	10189807
2,4,6-Trinitrotoluene (2,4,6-TNT)	TX	9651	10189807

Texas Commission on Environmental Quality

NELAP - Recognized Laboratory Fields of Accreditation

Certificate:	T104704211-11-5
Expiration Date:	4/30/2011
Issue Date:	3/15/2011

DHL Analytical, Inc.

2300 Double Creek Drive
Round Rock, TX 78664-3801

These fields of accreditation supercedeall previous fields. The Texas Commission on Environmental Quality urges customers to verify the laboratory's current accreditation status for particular methods and analyses.

Matrix: ***Non-Potable Water***

2,4-Dinitrotoluene (2,4-DNT)	TX	6185	10189807
2,6-Dinitrotoluene (2,6-DNT)	TX	6190	10189807
2-Amino-4,6-dinitrotoluene (2-am-dnt)	TX	9303	10189807
2-Nitrotoluene	TX	9507	10189807
3-Nitrotoluene	TX	9510	10189807
4-Amino-2,6-dinitrotoluene (4-am-dnt)	TX	9306	10189807
4-Nitrotoluene	TX	9513	10189807
Nitrobenzene	TX	5015	10189807
Nitroglycerin	TX	6485	10189807
Octahydro-1,3,5,7-tetranitro-1,3,5,7-tetrazocine (HMX)	TX	9522	10189807
Pentaerythritoltetranitrate	TX	9558	10189807
RDX (hexahydro-1,3,5-trinitro-1,3,5-triazine)	TX	9432	10189807
Tetryl (methyl-2,4,6-trinitrophenylnitramine)	TX	9633	10189807

Method EPA 9014

Analyte	**AB**	**Analyte ID**	**Method ID**
Amenable cyanide	TX	1510	10193803
Total Cyanide	TX	1635	10193803

Method EPA 9040

Analyte	**AB**	**Analyte ID**	**Method ID**
pH	TX	1900	10197203

Method EPA 9056

Analyte	**AB**	**Analyte ID**	**Method ID**
Bromide	TX	1540	10199209
Chloride	TX	1575	10199209
Fluoride	TX	1730	10199209
Nitrate as N	TX	1810	10199209
Nitrate-nitrite	TX	1820	10199209
Nitrite as N	TX	1840	10199209
Sulfate	TX	2000	10199209

Method EPA 9060

Analyte	**AB**	**Analyte ID**	**Method ID**

Texas Commission on Environmental Quality

NELAP - Recognized Laboratory Fields of Accreditation

Certificate:	T104704211-11-5
Expiration Date:	4/30/2011
Issue Date:	3/15/2011

DHL Analytical, Inc.

2300 Double Creek Drive
Round Rock, TX 78664-3801

These fields of accreditation supercedeall previous fields. The Texas Commission on Environmental Quality urges customers to verify the laboratory's current accreditation status for particular methods and analyses.

Matrix: *Non-Potable Water*

Total Organic Carbon (TOC)	TX	2040	10200201

Method RSK 175

Analyte	AB	Analyte ID	Method ID
Carbon dioxide	TX	3755	RSK 175
Ethane	TX	4747	RSK 175
Ethene	TX	4752	RSK 175
Methane	TX	4926	RSK 175

Method SM 2130 B

Analyte	AB	Analyte ID	Method ID
Turbidity	TX	2055	20002408

Method SM 2310 B (4a)

Analyte	AB	Analyte ID	Method ID
Acidity, as CaCO3	TX	1500	20002806

Method SM 2320 B

Analyte	AB	Analyte ID	Method ID
Alkalinity as CaCO3	TX	1505	20003003

Method SM 2340 B

Analyte	AB	Analyte ID	Method ID
Total hardness as CaCO3	TX	1755	20003401

Method SM 2510 B

Analyte	AB	Analyte ID	Method ID
Conductivity	TX	1610	20003809

Method SM 2540 C

Analyte	AB	Analyte ID	Method ID
Residue-filterable (TDS)	TX	1955	20004404

Method SM 2540 D

Analyte	AB	Analyte ID	Method ID
Residue-nonfilterable (TSS)	TX	1960	20004802

Method SM 3500-Cr D

Analyte	AB	Analyte ID	Method ID
Chromium	TX	1040	20009001

Texas Commission on Environmental Quality

NELAP - Recognized Laboratory Fields of Accreditation

Certificate:	**T104704211-11-5**
Expiration Date:	**4/30/2011**
Issue Date:	**3/15/2011**

DHL Analytical, Inc.

2300 Double Creek Drive
Round Rock, TX 78664-3801

These fields of accreditation supercedeall previous fields. The Texas Commission on Environmental Quality urges customers to verify the laboratory's current accreditation status for particular methods and analyses.

Matrix: ***Non-Potable Water***

Method SM 4500-CN⁻ E

Analyte	AB	Analyte ID	Method ID
Total Cyanide	TX	1635	20021209

Method SM 4500-CN⁻ G

Analyte	AB	Analyte ID	Method ID
Amenable cyanide	TX	1510	20021607

Method SM 4500-H+ B

Analyte	AB	Analyte ID	Method ID
pH	TX	1900	20016404

Method SM 4500-NH3 F

Analyte	AB	Analyte ID	Method ID
Ammonia as N	TX	1515	20023001

Method SM 4500-P E

Analyte	AB	Analyte ID	Method ID
Orthophosphate as P	TX	1870	20025803
Phosphorus	TX	1910	20025803

Method SM 4500-S2⁻ D

Analyte	AB	Analyte ID	Method ID
Sulfide	TX	2005	20125400

Method SM 4500-SiO2 D

Analyte	AB	Analyte ID	Method ID
Silica-dissolved	TX	1995	20018206

Method SM 5310 C

Analyte	AB	Analyte ID	Method ID
Total Organic Carbon (TOC)	TX	2040	20028200

Method TCEQ 1005

Analyte	AB	Analyte ID	Method ID
Total Petroleum Hydrocarbons (TPH)	TX	2050	90019208

Texas Commission on Environmental Quality

NELAP - Recognized Laboratory Fields of Accreditation

Certificate:	**T104704211-11-5**
Expiration Date:	**4/30/2011**
Issue Date:	**3/15/2011**

DHL Analytical, Inc.

2300 Double Creek Drive
Round Rock, TX 78664-3801

These fields of accreditation supercedeall previous fields. The Texas Commission on Environmental Quality urges customers to verify the laboratory's current accreditation status for particular methods and analyses.

Matrix: ***Solid & Chemical Materials***

Method ASTM D2216

Analyte	AB	Analyte ID	Method ID
Moisture	TX	10337	ASTM D2216-05

Method EPA 1010

Analyte	AB	Analyte ID	Method ID
Ignitability	TX	1780	10116606

Method EPA 1311

Analyte	AB	Analyte ID	Method ID
TCLP	TX	849	10118806

Method EPA 1312

Analyte	AB	Analyte ID	Method ID
SPLP	TX	850	10119003

Method EPA 200.8

Analyte	AB	Analyte ID	Method ID
Aluminum	TX	1000	10014605
Antimony	TX	1005	10014605
Arsenic	TX	1010	10014605
Barium	TX	1015	10014605
Beryllium	TX	1020	10014605
Cadmium	TX	1030	10014605
Calcium	TX	1035	10014605
Chromium	TX	1040	10014605
Cobalt	TX	1050	10014605
Copper	TX	1055	10014605
Iron	TX	1070	10014605
Lead	TX	1075	10014605
Magnesium	TX	1085	10014605
Manganese	TX	1090	10014605
Molybdenum	TX	1100	10014605
Nickel	TX	1105	10014605
Potassium	TX	1125	10014605

Texas Commission on Environmental Quality

NELAP - Recognized Laboratory Fields of Accreditation

Certificate:	T104704211-11-5
Expiration Date:	4/30/2011
Issue Date:	3/15/2011

DHL Analytical, Inc.

2300 Double Creek Drive
Round Rock, TX 78664-3801

These fields of accreditation supercedeall previous fields. The Texas Commission on Environmental Quality urges customers to verify the laboratory's current accreditation status for particular methods and analyses.

Matrix: ***Solid & Chemical Materials***

Selenium	TX	1140	10014605
Silver	TX	1150	10014605
Sodium	TX	1155	10014605
Strontium	TX	1160	10014605
Thallium	TX	1165	10014605
Tin	TX	1175	10014605
Titanium	TX	1180	10014605
Vanadium	TX	1185	10014605
Zinc	TX	1190	10014605

Method EPA 300.0

Analyte	AB	Analyte ID	Method ID
Bromide	TX	1540	10053006
Chloride	TX	1575	10053006
Fluoride	TX	1730	10053006
Nitrate as N	TX	1810	10053006
Nitrate-nitrite	TX	1820	10053006
Nitrite as N	TX	1840	10053006
Sulfate	TX	2000	10053006

Method EPA 310.1

Analyte	AB	Analyte ID	Method ID
Alkalinity as CaCO3	TX	1505	10054805

Method EPA 350.3

Analyte	AB	Analyte ID	Method ID
Ammonia as N	TX	1515	10064401

Method EPA 365.2

Analyte	AB	Analyte ID	Method ID
Orthophosphate as P	TX	1870	10070403
Phosphorus	TX	1910	10070403

Method EPA 6020

Analyte	AB	Analyte ID	Method ID
Aluminum	TX	1000	10156204

Texas Commission on Environmental Quality

NELAP - Recognized Laboratory Fields of Accreditation

Certificate:	**T104704211-11-5**
Expiration Date:	**4/30/2011**
Issue Date:	**3/15/2011**

DHL Analytical, Inc.

2300 Double Creek Drive
Round Rock, TX 78664-3801

These fields of accreditation supercedeall previous fields. The Texas Commission on Environmental Quality urges customers to verify the laboratory's current accreditation status for particular methods and analyses.

Matrix: ***Solid & Chemical Materials***

Antimony	TX	1005	10156204
Arsenic	TX	1010	10156204
Barium	TX	1015	10156204
Beryllium	TX	1020	10156204
Boron	TX	1025	10156204
Cadmium	TX	1030	10156204
Calcium	TX	1035	10156204
Chromium	TX	1040	10156204
Cobalt	TX	1050	10156204
Copper	TX	1055	10156204
Iron	TX	1070	10156204
Lead	TX	1075	10156204
Lithium	TX	1080	10156204
Magnesium	TX	1085	10156204
Manganese	TX	1090	10156204
Molybdenum	TX	1100	10156204
Nickel	TX	1105	10156204
Potassium	TX	1125	10156204
Selenium	TX	1140	10156204
Silver	TX	1150	10156204
Sodium	TX	1155	10156204
Strontium	TX	1160	10156204
Thallium	TX	1165	10156204
Tin	TX	1175	10156204
Titanium	TX	1180	10156204
Vanadium	TX	1185	10156204
Zinc	TX	1190	10156204

Method EPA 7196

Analyte	**AB**	**Analyte ID**	**Method ID**
Chromium VI	TX	1045	10162400

Texas Commission on Environmental Quality

NELAP - Recognized Laboratory Fields of Accreditation

Certificate:	**T104704211-11-5**
Expiration Date:	**4/30/2011**
Issue Date:	**3/15/2011**

DHL Analytical, Inc.

2300 Double Creek Drive
Round Rock, TX 78664-3801

These fields of accreditation supercedeall previous fields. The Texas Commission on Environmental Quality urges customers to verify the laboratory's current accreditation status for particular methods and analyses.

Matrix: ***Solid & Chemical Materials***

Method EPA 7470

Analyte	AB	Analyte ID	Method ID
Mercury	TX	1095	10165807

Method EPA 7471

Analyte	AB	Analyte ID	Method ID
Mercury	TX	1095	10166208

Method EPA 8015

Analyte	AB	Analyte ID	Method ID
Diesel range organics (DRO)	TX	9369	10173203
Ethylene glycol	TX	4785	10173203
Gasoline range organics (GRO)	TX	9408	10173203
Propylene Glycol	TX	6657	10173203

Method EPA 8021

Analyte	AB	Analyte ID	Method ID
Benzene	TX	4375	10174808
Ethylbenzene	TX	4765	10174808
m+p-xylene	TX	5240	10174808
Methyl tert-butyl ether (MTBE)	TX	5000	10174808
o-Xylene	TX	5250	10174808
Toluene	TX	5140	10174808
Xylene (total)	TX	5260	10174808

Method EPA 8082

Analyte	AB	Analyte ID	Method ID
Aroclor-1016 (PCB-1016)	TX	8880	10179007
Aroclor-1221 (PCB-1221)	TX	8885	10179007
Aroclor-1232 (PCB-1232)	TX	8890	10179007
Aroclor-1242 (PCB-1242)	TX	8895	10179007
Aroclor-1248 (PCB-1248)	TX	8900	10179007
Aroclor-1254 (PCB-1254)	TX	8905	10179007
Aroclor-1260 (PCB-1260)	TX	8910	10179007
PCBs (total)	TX	8870	10179007

Texas Commission on Environmental Quality

NELAP - Recognized Laboratory Fields of Accreditation

Certificate:	T104704211-11-5
Expiration Date:	4/30/2011
Issue Date:	3/15/2011

DHL Analytical, Inc.

2300 Double Creek Drive
Round Rock, TX 78664-3801

These fields of accreditation supercedeall previous fields. The Texas Commission on Environmental Quality urges customers to verify the laboratory's current accreditation status for particular methods and analyses.

Matrix: ***Solid & Chemical Materials***

Method EPA 8260

Analyte	AB	Analyte ID	Method ID
1,1,1,2-Tetrachloroethane	TX	5105	10184802
1,1,1-Trichloroethane	TX	5160	10184802
1,1,2,2-Tetrachloroethane	TX	5110	10184802
1,1,2-Trichloroethane	TX	5165	10184802
1,1-Dichloroethane	TX	4630	10184802
1,1-Dichloroethylene	TX	4640	10184802
1,1-Dichloropropene	TX	4670	10184802
1,2,3-Trichlorobenzene	TX	5150	10184802
1,2,3-Trichloropropane	TX	5180	10184802
1,2,4-Trichlorobenzene	TX	5155	10184802
1,2,4-Trimethylbenzene	TX	5210	10184802
1,2-Dibromo-3-chloropropane (DBCP)	TX	4570	10184802
1,2-Dibromoethane (EDB, Ethylene dibromide)	TX	4585	10184802
1,2-Dichlorobenzene	TX	4610	10184802
1,2-Dichloroethane (Ethylene dichloride)	TX	4635	10184802
1,2-Dichloropropane	TX	4655	10184802
1,3,5-Trimethylbenzene	TX	5215	10184802
1,3-Dichlorobenzene	TX	4615	10184802
1,3-Dichloropropane	TX	4660	10184802
1,4-Dichlorobenzene	TX	4620	10184802
1-Chlorohexane	TX	4510	10184802
2,2-Dichloropropane	TX	4665	10184802
2-Butanone (Methyl ethyl ketone, MEK)	TX	4410	10184802
2-Chloroethyl vinyl ether	TX	4500	10184802
2-Chlorotoluene	TX	4535	10184802
2-Hexanone	TX	4860	10184802
2-Propanol (Isopropyl alcohol)	TX	4895	10184802
4-Chlorotoluene	TX	4540	10184802

Texas Commission on Environmental Quality

NELAP - Recognized Laboratory Fields of Accreditation

Certificate:	**T104704211-11-5**
Expiration Date:	**4/30/2011**
Issue Date:	**3/15/2011**

DHL Analytical, Inc.

2300 Double Creek Drive
Round Rock, TX 78664-3801

These fields of accreditation supercedeall previous fields. The Texas Commission on Environmental Quality urges customers to verify the laboratory's current accreditation status for particular methods and analyses.

Matrix: *Solid & Chemical Materials*

4-Isopropyltoluene	TX	4915	10184802
4-Methyl-2-pentanone (MIBK)	TX	4995	10184802
Acetone (2-Propanone)	TX	4315	10184802
Acrolein (Propenal)	TX	4325	10184802
Acrylonitrile	TX	4340	10184802
Benzene	TX	4375	10184802
Bromobenzene	TX	4385	10184802
Bromochloromethane	TX	4390	10184802
Bromodichloromethane	TX	4395	10184802
Bromoform	TX	4400	10184802
Carbon disulfide	TX	4450	10184802
Carbon tetrachloride	TX	4455	10184802
Chlorobenzene	TX	4475	10184802
Chlorodibromomethane	TX	4575	10184802
Chloroethane (Ethyl chloride)	TX	4485	10184802
Chloroform	TX	4505	10184802
cis-1,2-Dichloroethylene	TX	4645	10184802
cis-1,3-Dichloropropene	TX	4680	10184802
Dibromomethane	TX	4595	10184802
Dichlorodifluoromethane	TX	4625	10184802
Ethylbenzene	TX	4765	10184802
Hexachlorobutadiene	TX	4835	10184802
Iodomethane (Methyl iodide)	TX	4870	10184802
Isopropylbenzene (Cumene)	TX	4900	10184802
m+p-xylene	TX	5240	10184802
Methyl acetate	TX	4940	10184802
Methyl bromide (Bromomethane)	TX	4950	10184802
Methyl chloride (Chloromethane)	TX	4960	10184802
Methyl tert-butyl ether (MTBE)	TX	5000	10184802
Methylcyclohexane	TX	4965	10184802

Texas Commission on Environmental Quality

NELAP - Recognized Laboratory Fields of Accreditation

Certificate:	T104704211-11-5
Expiration Date:	4/30/2011
Issue Date:	3/15/2011

DHL Analytical, Inc.

2300 Double Creek Drive
Round Rock, TX 78664-3801

These fields of accreditation supercedeall previous fields. The Texas Commission on Environmental Quality urges customers to verify the laboratory's current accreditation status for particular methods and analyses.

Matrix: ***Solid & Chemical Materials***

Methylene chloride (Dichloromethane)	TX	4975	10184802
Naphthalene	TX	5005	10184802
n-Butylbenzene	TX	4435	10184802
n-Propylbenzene	TX	5090	10184802
o-Xylene	TX	5250	10184802
sec-Butylbenzene	TX	4440	10184802
Styrene	TX	5100	10184802
tert-Butylbenzene	TX	4445	10184802
Tetrachloroethylene (Perchloroethylene)	TX	5115	10184802
Toluene	TX	5140	10184802
trans-1,2-Dichloroethylene	TX	4700	10184802
trans-1,3-Dichloropropylene	TX	4685	10184802
trans-1,4-Dichloro-2-butene	TX	4605	10184802
Trichloroethene (Trichloroethylene)	TX	5170	10184802
Trichlorofluoromethane (Fluorotrichloromethane, Freon 11)	TX	5175	10184802
Trichlorotrifluoroethane	TX	5185	10184802
Vinyl acetate	TX	5225	10184802
Vinyl chloride	TX	5235	10184802
Xylene (total)	TX	5260	10184802

Method EPA 8270

Analyte	AB	Analyte ID	Method ID
1,2,4,5-Tetrachlorobenzene	TX	6715	10185805
1,2,4-Trichlorobenzene	TX	5155	10185805
1,2-Dichlorobenzene	TX	4610	10185805
1,2-Diphenylhydrazine	TX	6220	10185805
1,3-Dichlorobenzene	TX	4615	10185805
1,4-Dichlorobenzene	TX	4620	10185805
1-Naphthylamine	TX	6425	10185805
2,3,4,6-Tetrachlorophenol	TX	6735	10185805
2,4,5-Trichlorophenol	TX	6835	10185805

Texas Commission on Environmental Quality

NELAP - Recognized Laboratory Fields of Accreditation

Certificate:	T104704211-11-5
Expiration Date:	4/30/2011
Issue Date:	3/15/2011

DHL Analytical, Inc.

2300 Double Creek Drive
Round Rock, TX 78664-3801

These fields of accreditation supercedeall previous fields. The Texas Commission on Environmental Quality urges customers to verify the laboratory's current accreditation status for particular methods and analyses.

Matrix: *Solid & Chemical Materials*

2,4,6-Trichlorophenol	TX	6840	10185805
2,4-Dichlorophenol	TX	6000	10185805
2,4-Dimethylphenol	TX	6130	10185805
2,4-Dinitrophenol	TX	6175	10185805
2,4-Dinitrotoluene (2,4-DNT)	TX	6185	10185805
2,6-Dichlorophenol	TX	6005	10185805
2,6-Dinitrotoluene (2,6-DNT)	TX	6190	10185805
2-Chloronaphthalene	TX	5795	10185805
2-Chlorophenol	TX	5800	10185805
2-Methyl-4,6-dinitrophenol	TX	6360	10185805
2-Methylnaphthalene	TX	6385	10185805
2-Methylphenol (o-Cresol)	TX	6400	10185805
2-Naphthylamine	TX	6430	10185805
2-Nitroaniline	TX	6460	10185805
2-Nitrophenol	TX	6490	10185805
2-Picoline (2-Methylpyridine)	TX	5050	10185805
3,3'-Dichlorobenzidine	TX	5945	10185805
3-Methylcholanthrene	TX	6355	10185805
3-Nitroaniline	TX	6465	10185805
4,4'-DDD	TX	7355	10185203
4,4'-DDE	TX	7360	10186002
4,4'-DDT	TX	7365	10185407
4-Aminobiphenyl	TX	5540	10185805
4-Bromophenyl phenyl ether	TX	5660	10185805
4-Chloro-3-methylphenol	TX	5700	10185805
4-Chloroaniline	TX	5745	10185805
4-Chlorophenyl phenylether	TX	5825	10185805
4-Dimethyl aminoazobenzene	TX	6105	10185805
4-Methylphenol (p-Cresol)	TX	6410	10185805
4-Nitroaniline	TX	6470	10185805

Texas Commission on Environmental Quality

NELAP - Recognized Laboratory Fields of Accreditation

Certificate:	**T104704211-11-5**
Expiration Date:	**4/30/2011**
Issue Date:	**3/15/2011**

DHL Analytical, Inc.

2300 Double Creek Drive
Round Rock, TX 78664-3801

These fields of accreditation supercedeall previous fields. The Texas Commission on Environmental Quality urges customers to verify the laboratory's current accreditation status for particular methods and analyses.

Matrix: *Solid & Chemical Materials*

4-Nitrophenol	TX	6500	10185805
7,12-Dimethylbenz(a) anthracene	TX	6115	10185805
a-a-Dimethylphenethylamine	TX	6125	10185805
Acenaphthene	TX	5500	10185805
Acenaphthylene	TX	5505	10185805
Acetophenone	TX	5510	10185805
Aldrin	TX	7025	10186002
alpha-BHC (alpha-Hexachlorocyclohexane)	TX	7110	10185407
alpha-Chlordane	TX	7240	10185805
Aniline	TX	5545	10185805
Anthracene	TX	5555	10185805
Aroclor-1016 (PCB-1016)	TX	8880	10186002
Aroclor-1221 (PCB-1221)	TX	8885	10185805
Aroclor-1232 (PCB-1232)	TX	8890	10185407
Aroclor-1242 (PCB-1242)	TX	8895	10185407
Aroclor-1248 (PCB-1248)	TX	8900	10185805
Aroclor-1254 (PCB-1254)	TX	8905	10185805
Aroclor-1260 (PCB-1260)	TX	8910	10185407
Atrazine	TX	7065	10185805
Azinphos-methyl (Guthion)	TX	7075	10185203
Benzidine	TX	5595	10185805
Benzo(a)anthracene	TX	5575	10185805
Benzo(a)pyrene	TX	5580	10185805
Benzo(b)fluoranthene	TX	5585	10185805
Benzo(e)pyrene	TX	5605	10185805
Benzo(g,h,i)perylene	TX	5590	10185805
Benzo(k)fluoranthene	TX	5600	10185805
Benzoic acid	TX	5610	10185805
Benzyl alcohol	TX	5630	10185805
beta-BHC (beta-Hexachlorocyclohexane)	TX	7115	10185601

Texas Commission on Environmental Quality

NELAP - Recognized Laboratory Fields of Accreditation

Certificate:	**T104704211-11-5**
Expiration Date:	**4/30/2011**
Issue Date:	**3/15/2011**

DHL Analytical, Inc.

2300 Double Creek Drive
Round Rock, TX 78664-3801

These fields of accreditation supercedeall previous fields. The Texas Commission on Environmental Quality urges customers to verify the laboratory's current accreditation status for particular methods and analyses.

Matrix: *Solid & Chemical Materials*

Biphenyl	TX	5640	10185805
bis(2-Chloroethoxy)methane	TX	5760	10185805
bis(2-Chloroethyl) ether	TX	5765	10185805
bis(2-Chloroisopropyl) ether	TX	5780	10185805
bis(2-Ethylhexyl) phthalate (DEHP)	TX	6255	10185805
Butyl benzyl phthalate	TX	5670	10185805
Caprolactam	TX	7180	10185805
Carbaryl (Sevin)	TX	7195	10185601
Carbazole	TX	5680	10185805
Carbophenothion	TX	7220	10185805
Chlordane (tech.)	TX	7250	10185805
Chlorfenvinphos	TX	7255	10185203
Chrysene	TX	5855	10185805
Coumaphos	TX	7315	10185805
Crotoxyphos	TX	7330	10185203
delta-BHC (delta-Hexachlorocyclohexane)	TX	7105	10186002
Demeton	TX	7390	10185805
Demeton-o	TX	7395	10185805
Demeton-s	TX	7385	10185601
Dibenz(a,h) anthracene	TX	5895	10185805
Dibenzofuran	TX	5905	10185805
Dichlorovos (DDVP, Dichlorvos)	TX	8610	10185805
Dicrotophos	TX	7465	10185805
Dieldrin	TX	7470	10185407
Diethyl phthalate	TX	6070	10185805
Dimethoate	TX	7475	10185805
Dimethyl phthalate	TX	6135	10185805
Di-n-butyl phthalate	TX	5925	10185805
Di-n-octyl phthalate	TX	6200	10185805
Dioxathion	TX	7495	10185601

Texas Commission on Environmental Quality

NELAP - Recognized Laboratory Fields of Accreditation

Certificate:	T104704211-11-5
Expiration Date:	4/30/2011
Issue Date:	3/15/2011

DHL Analytical, Inc.

2300 Double Creek Drive
Round Rock, TX 78664-3801

These fields of accreditation supercedeall previous fields. The Texas Commission on Environmental Quality urges customers to verify the laboratory's current accreditation status for particular methods and analyses.

Matrix: *Solid & Chemical Materials*

Diphenylamine	TX	6205	10185805
Disulfoton	TX	8625	10185407
Endosulfan I	TX	7510	10185601
Endosulfan II	TX	7515	10185805
Endosulfan sulfate	TX	7520	10186002
Endrin	TX	7540	10185601
Endrin aldehyde	TX	7530	10186002
Endrin ketone	TX	7535	10186002
EPN	TX	7550	10186002
Ethion	TX	7565	10185203
Ethyl methanesulfonate	TX	6260	10185805
Famphur	TX	7580	10186002
Fensulfothion	TX	7600	10185805
Fenthion	TX	7605	10186002
Fluoranthene	TX	6265	10185805
Fluorene	TX	6270	10185805
gamma-BHC (Lindane, gamma-Hexachlorocyclohexane)	TX	7120	10185407
gamma-Chlordane	TX	7245	10185601
Heptachlor	TX	7685	10185601
Heptachlor epoxide	TX	7690	10185203
Hexachlorobenzene	TX	6275	10185805
Hexachlorobutadiene	TX	4835	10185805
Hexachlorocyclopentadiene	TX	6285	10185805
Hexachloroethane	TX	4840	10185805
Hexachlorophene	TX	6290	10185601
Indeno(1,2,3-cd) pyrene	TX	6315	10185805
Isodrin	TX	7725	10185203
Isophorone	TX	6320	10185805
Leptophos	TX	7755	10185407
Malathion	TX	7770	10185601

Texas Commission on Environmental Quality

NELAP - Recognized Laboratory Fields of Accreditation

Certificate:	**T104704211-11-5**
Expiration Date:	**4/30/2011**
Issue Date:	**3/15/2011**

DHL Analytical, Inc.

2300 Double Creek Drive
Round Rock, TX 78664-3801

These fields of accreditation supercedeall previous fields. The Texas Commission on Environmental Quality urges customers to verify the laboratory's current accreditation status for particular methods and analyses.

Matrix: *Solid & Chemical Materials*

Methoxychlor	TX	7810	10185203
Methyl methanesulfonate	TX	6375	10185805
Mevinphos	TX	7850	10185805
Monocrotophos	TX	7880	10185805
Naled	TX	7905	10185805
Naphthalene	TX	5005	10185805
Nitrobenzene	TX	5015	10185805
n-Nitrosodiethylamine	TX	6525	10185805
n-Nitrosodimethylamine	TX	6530	10185805
n-Nitroso-di-n-butylamine	TX	5025	10185805
n-Nitrosodi-n-propylamine	TX	6545	10185805
n-Nitrosodiphenylamine	TX	6535	10185805
n-Nitrosopiperidine	TX	6560	10185805
Parathion, ethyl	TX	7955	10185805
Parathion, methyl (Methyl parathion)	TX	7825	10185203
Pentachlorobenzene	TX	6590	10185805
Pentachloronitrobenzene	TX	6600	10185805
Pentachlorophenol	TX	6605	10185805
Phenacetin	TX	6610	10185805
Phenanthrene	TX	6615	10185805
Phenol	TX	6625	10185805
Phorate	TX	7985	10185407
Phosmet (Imidan)	TX	8000	10185203
Phosphamidon	TX	8005	10186002
Pronamide (Kerb)	TX	6650	10185805
Pyrene	TX	6665	10185805
Pyridine	TX	5095	10185805
Quinoline	TX	6670	10185805
Stirophos (Tetrachlorvinphos)	TX	8200	10186002
Sulfotepp	TX	8155	10185203

Texas Commission on Environmental Quality

NELAP - Recognized Laboratory Fields of Accreditation

Certificate:	T104704211-11-5
Expiration Date:	4/30/2011
Issue Date:	3/15/2011

DHL Analytical, Inc.

2300 Double Creek Drive
Round Rock, TX 78664-3801

These fields of accreditation supercedeall previous fields. The Texas Commission on Environmental Quality urges customers to verify the laboratory's current accreditation status for particular methods and analyses.

Matrix: ***Solid & Chemical Materials***

Terbufos	TX	8185	10185805
Tetraethyl pyrophosphate (TEPP)	TX	8210	10185407
Toxaphene (Chlorinated camphene)	TX	8250	10185203

Method EPA 8321

Analyte	AB	Analyte ID	Method ID
2,4,5-T	TX	8655	10188804
2,4-D	TX	8545	10188804
2,4-DB	TX	8560	10188804
Dalapon	TX	8555	10188804
Dicamba	TX	8595	10188804
Dichloroprop (Dichlorprop)	TX	8605	10188804
Dinoseb (2-sec-butyl-4,6-dinitrophenol, DNBP)	TX	8620	10188804
MCPA	TX	7775	10188804
MCPP	TX	7780	10188804
Silvex (2,4,5-TP)	TX	8650	10188804

Method EPA 8330

Analyte	AB	Analyte ID	Method ID
1,3,5-Trinitrobenzene (1,3,5-TNB)	TX	6885	10189807
1,3-Dinitrobenzene (1,3-DNB)	TX	6160	10189807
2,4,6-Trinitrotoluene (2,4,6-TNT)	TX	9651	10189807
2,4-Dinitrotoluene (2,4-DNT)	TX	6185	10189807
2,6-Dinitrotoluene (2,6-DNT)	TX	6190	10189807
2-Amino-4,6-dinitrotoluene (2-am-dnt)	TX	9303	10189807
2-Nitrotoluene	TX	9507	10189807
3-Nitrotoluene	TX	9510	10189807
4-Amino-2,6-dinitrotoluene (4-am-dnt)	TX	9306	10189807
4-Nitrotoluene	TX	9513	10189807
Nitrobenzene	TX	5015	10189807
Nitroglycerin	TX	6485	10189807
Octahydro-1,3,5,7-tetranitro-1,3,5,7-tetrazocine (HMX)	TX	9522	10189807
Pentaerythritoltetranitrate	TX	9558	10189807

Texas Commission on Environmental Quality

NELAP - Recognized Laboratory Fields of Accreditation

Certificate:	T104704211-11-5
Expiration Date:	4/30/2011
Issue Date:	3/15/2011

DHL Analytical, Inc.

2300 Double Creek Drive
Round Rock, TX 78664-3801

These fields of accreditation supercedeall previous fields. The Texas Commission on Environmental Quality urges customers to verify the laboratory's current accreditation status for particular methods and analyses.

Matrix: ***Solid & Chemical Materials***

RDX (hexahydro-1,3,5-trinitro-1,3,5-triazine)	TX	9432	10189807
Tetryl (methyl-2,4,6-trinitrophenylnitramine)	TX	9633	10189807

Method EPA 9014

Analyte	AB	Analyte ID	Method ID
Total Cyanide	TX	1635	10193803

Method EPA 9040

Analyte	AB	Analyte ID	Method ID
Corrosivity	TX	1615	10197203
pH	TX	1900	10197203

Method EPA 9045

Analyte	AB	Analyte ID	Method ID
pH	TX	1900	10198400

Method EPA 9056

Analyte	AB	Analyte ID	Method ID
Bromide	TX	1540	10199209
Chloride	TX	1575	10199209
Fluoride	TX	1730	10199209
Nitrate as N	TX	1810	10199209
Nitrate-nitrite	TX	1820	10199209
Nitrite as N	TX	1840	10199209
Sulfate	TX	2000	10199209

Method SM 2320 B

Analyte	AB	Analyte ID	Method ID
Alkalinity as CaCO3	TX	1505	20003003

Method SM 2510 B

Analyte	AB	Analyte ID	Method ID
Conductivity	TX	1610	20003809

Method SSA/ASA Part 3:14

Analyte	AB	Analyte ID	Method ID
Conductivity	TX	1610	SSA/ASA Pt 3:14

Texas Commission on Environmental Quality

NELAP - Recognized Laboratory Fields of Accreditation

Certificate:	**T104704211-11-5**
Expiration Date:	**4/30/2011**
Issue Date:	**3/15/2011**

DHL Analytical, Inc.

2300 Double Creek Drive
Round Rock, TX 78664-3801

These fields of accreditation supercedeall previous fields. The Texas Commission on Environmental Quality urges customers to verify the laboratory's current accreditation status for particular methods and analyses.

Matrix: ***Solid & Chemical Materials***

Method TCEQ 1005

Analyte	AB	Analyte ID	Method ID
Total Petroleum Hydrocarbons (TPH)	TX	2050	90019208

Texas Commission on Environmental Quality

NELAP - Recognized Laboratory Fields of Accreditation

Certificate:	**T104704211-11-6**
Expiration Date:	**4/30/2012**
Issue Date:	**5/1/2011**

DHL Analytical, Inc.

2300 Double Creek Drive
Round Rock, TX 78664-3801

These fields of accreditation supercedeall previous fields. The Texas Commission on Environmental Quality urges customers to verify the laboratory's current accreditation status for particular methods and analyses.

Matrix: ***Non-Potable Water***

Method EPA 1010

Analyte	AB	Analyte ID	Method ID
Ignitability	TX	1780	10116606

Method EPA 120.1

Analyte	AB	Analyte ID	Method ID
Conductivity	TX	1610	10006403

Method EPA 1311

Analyte	AB	Analyte ID	Method ID
TCLP	TX	849	10118806

Method EPA 1312

Analyte	AB	Analyte ID	Method ID
SPLP	TX	850	10119003

Method EPA 150.1

Analyte	AB	Analyte ID	Method ID
pH	TX	1900	10008409

Method EPA 160.1

Analyte	AB	Analyte ID	Method ID
Residue-filterable (TDS)	TX	1955	10009208

Method EPA 160.2

Analyte	AB	Analyte ID	Method ID
Residue-nonfilterable (TSS)	TX	1960	10009606

Method EPA 180.1

Analyte	AB	Analyte ID	Method ID
Turbidity	TX	2055	10011606

Method EPA 200.8

Analyte	AB	Analyte ID	Method ID
Aluminum	TX	1000	10014605
Antimony	TX	1005	10014605
Arsenic	TX	1010	10014605
Barium	TX	1015	10014605
Beryllium	TX	1020	10014605

Texas Commission on Environmental Quality

NELAP - Recognized Laboratory Fields of Accreditation

Certificate: T104704211-11-6
Expiration Date: 4/30/2012
Issue Date: 5/1/2011

DHL Analytical, Inc.

2300 Double Creek Drive
Round Rock, TX 78664-3801

These fields of accreditation supercedeall previous fields. The Texas Commission on Environmental Quality urges customers to verify the laboratory's current accreditation status for particular methods and analyses.

Matrix: ***Non-Potable Water***

Boron	TX	1025	10014605
Cadmium	TX	1030	10014605
Calcium	TX	1035	10014605
Chromium	TX	1040	10014605
Cobalt	TX	1050	10014605
Copper	TX	1055	10014605
Iron	TX	1070	10014605
Lead	TX	1075	10014605
Magnesium	TX	1085	10014605
Manganese	TX	1090	10014605
Molybdenum	TX	1100	10014605
Nickel	TX	1105	10014605
Potassium	TX	1125	10014605
Selenium	TX	1140	10014605
Silver	TX	1150	10014605
Sodium	TX	1155	10014605
Strontium	TX	1160	10014605
Thallium	TX	1165	10014605
Tin	TX	1175	10014605
Titanium	TX	1180	10014605
Vanadium	TX	1185	10014605
Zinc	TX	1190	10014605

Method EPA 245.1

Analyte	AB	Analyte ID	Method ID
Mercury	TX	1095	10036609

Method EPA 300.0

Analyte	AB	Analyte ID	Method ID
Bromide	TX	1540	10053006
Chloride	TX	1575	10053006
Fluoride	TX	1730	10053006
Nitrate as N	TX	1810	10053006

Texas Commission on Environmental Quality

NELAP - Recognized Laboratory Fields of Accreditation

Certificate:	**T104704211-11-6**
Expiration Date:	**4/30/2012**
Issue Date:	**5/1/2011**

DHL Analytical, Inc.

2300 Double Creek Drive
Round Rock, TX 78664-3801

These fields of accreditation supercedeall previous fields. The Texas Commission on Environmental Quality urges customers to verify the laboratory's current accreditation status for particular methods and analyses.

Matrix: *Non-Potable Water*

Nitrate-nitrite	TX	1820	10053006
Nitrite as N	TX	1840	10053006
Sulfate	TX	2000	10053006

Method EPA 305.1

Analyte	**AB**	**Analyte ID**	**Method ID**
Acidity, as CaCO3	TX	1500	10054203

Method EPA 310.1

Analyte	**AB**	**Analyte ID**	**Method ID**
Alkalinity as CaCO3	TX	1505	10054805

Method EPA 335.1

Analyte	**AB**	**Analyte ID**	**Method ID**
Amenable cyanide	TX	1510	10060001

Method EPA 335.2

Analyte	**AB**	**Analyte ID**	**Method ID**
Total cyanide	TX	1645	10060205

Method EPA 365.2

Analyte	**AB**	**Analyte ID**	**Method ID**
Orthophosphate as P	TX	1870	10070403
Phosphorus	TX	1910	10070403

Method EPA 370.1

Analyte	**AB**	**Analyte ID**	**Method ID**
Silica-dissolved	TX	1995	10072001

Method EPA 376.2

Analyte	**AB**	**Analyte ID**	**Method ID**
Sulfide	TX	2005	10074609

Method EPA 415.1

Analyte	**AB**	**Analyte ID**	**Method ID**
Total Organic Carbon (TOC)	TX	2040	10078407

Method EPA 602

Analyte	**AB**	**Analyte ID**	**Method ID**
Benzene	TX	4375	10102202

Texas Commission on Environmental Quality

NELAP - Recognized Laboratory Fields of Accreditation

Certificate:	T104704211-11-6
Expiration Date:	4/30/2012
Issue Date:	5/1/2011

DHL Analytical, Inc.

2300 Double Creek Drive
Round Rock, TX 78664-3801

These fields of accreditation supercedeall previous fields. The Texas Commission on Environmental Quality urges customers to verify the laboratory's current accreditation status for particular methods and analyses.

Matrix: ***Non-Potable Water***

Ethylbenzene	TX	4765	10102202
m+p-xylene	TX	5240	10102202
Methyl tert-butyl ether (MTBE)	TX	5000	10102202
o-Xylene	TX	5250	10102202
Toluene	TX	5140	10102202
Xylene (total)	TX	5260	10102202

Method EPA 6020

Analyte	AB	Analyte ID	Method ID
Aluminum	TX	1000	10156204
Antimony	TX	1005	10156204
Arsenic	TX	1010	10156204
Barium	TX	1015	10156204
Beryllium	TX	1020	10156204
Boron	TX	1025	10156204
Cadmium	TX	1030	10156204
Calcium	TX	1035	10156204
Chromium	TX	1040	10156204
Cobalt	TX	1050	10156204
Copper	TX	1055	10156204
Iron	TX	1070	10156204
Lead	TX	1075	10156204
Lithium	TX	1080	10156204
Magnesium	TX	1085	10156204
Manganese	TX	1090	10156204
Molybdenum	TX	1100	10156204
Nickel	TX	1105	10156204
Potassium	TX	1125	10156204
Selenium	TX	1140	10156204
Silver	TX	1150	10156204
Sodium	TX	1155	10156204

Texas Commission on Environmental Quality

NELAP - Recognized Laboratory Fields of Accreditation

Certificate:	T104704211-11-6
Expiration Date:	4/30/2012
Issue Date:	5/1/2011

DHL Analytical, Inc.

2300 Double Creek Drive
Round Rock, TX 78664-3801

These fields of accreditation supercedeall previous fields. The Texas Commission on Environmental Quality urges customers to verify the laboratory's current accreditation status for particular methods and analyses.

Matrix: ***Non-Potable Water***

Strontium	TX	1160	10156204
Thallium	TX	1165	10156204
Tin	TX	1175	10156204
Titanium	TX	1180	10156204
Vanadium	TX	1185	10156204
Zinc	TX	1190	10156204

Method EPA 608

Analyte	AB	Analyte ID	Method ID
Aroclor-1016 (PCB-1016)	TX	8880	10103603
Aroclor-1221 (PCB-1221)	TX	8885	10103603
Aroclor-1232 (PCB-1232)	TX	8890	10103603
Aroclor-1242 (PCB-1242)	TX	8895	10103603
Aroclor-1248 (PCB-1248)	TX	8900	10103603
Aroclor-1254 (PCB-1254)	TX	8905	10103603
Aroclor-1260 (PCB-1260)	TX	8910	10103603

Method EPA 624

Analyte	AB	Analyte ID	Method ID
1,1,1-Trichloroethane	TX	5160	10107207
1,1,2,2-Tetrachloroethane	TX	5110	10107207
1,1,2-Trichloroethane	TX	5165	10107207
1,1-Dichloroethane	TX	4630	10107207
1,1-Dichloroethylene	TX	4640	10107207
1,2-Dibromoethane (EDB, Ethylene dibromide)	TX	4585	10107207
1,2-Dichlorobenzene	TX	4610	10107207
1,2-Dichloroethane (Ethylene dichloride)	TX	4635	10107207
1,2-Dichloropropane	TX	4655	10107207
1,3-Dichlorobenzene	TX	4615	10107207
1,4-Dichlorobenzene	TX	4620	10107207
2-Butanone (Methyl ethyl ketone, MEK)	TX	4410	10107207
2-Chloroethyl vinyl ether	TX	4500	10107207
Acetone (2-Propanone)	TX	4315	10107207

Texas Commission on Environmental Quality

NELAP - Recognized Laboratory Fields of Accreditation

Certificate:	**T104704211-11-6**
Expiration Date:	**4/30/2012**
Issue Date:	**5/1/2011**

DHL Analytical, Inc.

2300 Double Creek Drive
Round Rock, TX 78664-3801

These fields of accreditation supercedeall previous fields. The Texas Commission on Environmental Quality urges customers to verify the laboratory's current accreditation status for particular methods and analyses.

Matrix: *Non-Potable Water*

Acrolein (Propenal)	TX	4325	10107207
Acrylonitrile	TX	4340	10107207
Benzene	TX	4375	10107207
Bromodichloromethane	TX	4395	10107207
Bromoform	TX	4400	10107207
Carbon tetrachloride	TX	4455	10107207
Chlorobenzene	TX	4475	10107207
Chlorodibromomethane	TX	4575	10107207
Chloroethane (Ethyl chloride)	TX	4485	10107207
Chloroform	TX	4505	10107207
cis-1,2-Dichloroethylene	TX	4645	10107207
cis-1,3-Dichloropropene	TX	4680	10107207
Ethylbenzene	TX	4765	10107207
m+p-xylene	TX	5240	10107207
Methyl bromide (Bromomethane)	TX	4950	10107207
Methyl chloride (Chloromethane)	TX	4960	10107207
Methyl tert-butyl ether (MTBE)	TX	5000	10107207
Methylene chloride (Dichloromethane)	TX	4975	10107207
Naphthalene	TX	5005	10107207
o-Xylene	TX	5250	10107207
Tetrachloroethylene (Perchloroethylene)	TX	5115	10107207
Toluene	TX	5140	10107207
Total trihalomethanes	TX	5205	10107207
trans-1,2-Dichloroethylene	TX	4700	10107207
trans-1,3-Dichloropropylene	TX	4685	10107207
Trichloroethene (Trichloroethylene)	TX	5170	10107207
Trichlorofluoromethane (Fluorotrichloromethane, Freon 11)	TX	5175	10107207
Vinyl chloride	TX	5235	10107207
Xylene (total)	TX	5260	10107207

Texas Commission on Environmental Quality

NELAP - Recognized Laboratory Fields of Accreditation

Certificate:	T104704211-11-6
Expiration Date:	4/30/2012
Issue Date:	5/1/2011

DHL Analytical, Inc.

2300 Double Creek Drive
Round Rock, TX 78664-3801

These fields of accreditation supercedeall previous fields. The Texas Commission on Environmental Quality urges customers to verify the laboratory's current accreditation status for particular methods and analyses.

Matrix: ***Non-Potable Water***

Method EPA 625

Analyte	AB	Analyte ID	Method ID
1,2,4,5-Tetrachlorobenzene	TX	6715	10107401
1,2,4-Trichlorobenzene	TX	5155	10107401
1,2-Dichlorobenzene	TX	4610	10107401
1,2-Diphenylhydrazine	TX	6220	10107401
1,3-Dichlorobenzene	TX	4615	10107401
1,4-Dichlorobenzene	TX	4620	10107401
2,3,4,6-Tetrachlorophenol	TX	6735	10107401
2,4,5-Trichlorophenol	TX	6835	10107401
2,4,6-Trichlorophenol	TX	6840	10107401
2,4-Dichlorophenol	TX	6000	10107401
2,4-Dimethylphenol	TX	6130	10107401
2,4-Dinitrophenol	TX	6175	10107401
2,4-Dinitrotoluene (2,4-DNT)	TX	6185	10107401
2,6-Dinitrotoluene (2,6-DNT)	TX	6190	10107401
2-Chloronaphthalene	TX	5795	10107401
2-Chlorophenol	TX	5800	10107401
2-Methyl-4,6-dinitrophenol (4,6-Dinitro-2-methylphenol)	TX	6360	10107401
2-Methylphenol (o-Cresol)	TX	6400	10107401
2-Nitrophenol	TX	6490	10107401
3,3'-Dichlorobenzidine	TX	5945	10107401
4,4'-DDD	TX	7355	10107401
4,4'-DDE	TX	7360	10107401
4,4'-DDT	TX	7365	10107401
4-Bromophenyl phenyl ether (BDE-3)	TX	5660	10107401
4-Chloro-3-methylphenol	TX	5700	10107401
4-Chlorophenyl phenylether	TX	5825	10107401
4-Methylphenol (p-Cresol)	TX	6410	10107401
4-Nitrophenol	TX	6500	10107401

Texas Commission on Environmental Quality

NELAP - Recognized Laboratory Fields of Accreditation

Certificate:	T104704211-11-6
Expiration Date:	4/30/2012
Issue Date:	5/1/2011

DHL Analytical, Inc.

2300 Double Creek Drive
Round Rock, TX 78664-3801

These fields of accreditation supercedeall previous fields. The Texas Commission on Environmental Quality urges customers to verify the laboratory's current accreditation status for particular methods and analyses.

Matrix: *Non-Potable Water*

Acenaphthene	TX	5500	10107401
Acenaphthylene	TX	5505	10107401
Aldrin	TX	7025	10107401
alpha-BHC (alpha-Hexachlorocyclohexane)	TX	7110	10107401
alpha-Chlordane	TX	7240	10107401
Anthracene	TX	5555	10107401
Aroclor-1016 (PCB-1016)	TX	8880	10107401
Aroclor-1221 (PCB-1221)	TX	8885	10107401
Aroclor-1232 (PCB-1232)	TX	8890	10107401
Aroclor-1242 (PCB-1242)	TX	8895	10107401
Aroclor-1248 (PCB-1248)	TX	8900	10107401
Aroclor-1254 (PCB-1254)	TX	8905	10107401
Aroclor-1260 (PCB-1260)	TX	8910	10107401
Benzidine	TX	5595	10107401
Benzo(a)anthracene	TX	5575	10107401
Benzo(a)pyrene	TX	5580	10107401
Benzo(b)fluoranthene	TX	5585	10107401
Benzo(g,h,i)perylene	TX	5590	10107401
Benzo(k)fluoranthene	TX	5600	10107401
beta-BHC (beta-Hexachlorocyclohexane)	TX	7115	10107401
bis(2-Chloroethoxy)methane	TX	5760	10107401
bis(2-Chloroethyl) ether	TX	5765	10107401
bis(2-Chloroisopropyl) ether	TX	5780	10107401
bis(2-Ethylhexyl) phthalate (DEHP)	TX	6255	10107401
Butyl benzyl phthalate	TX	5670	10107401
Chrysene	TX	5855	10107401
delta-BHC (delta-Hexachlorocyclohexane)	TX	7105	10107401
Dibenz(a,h) anthracene	TX	5895	10107401
Dieldrin	TX	7470	10107401
Diethyl phthalate	TX	6070	10107401

Texas Commission on Environmental Quality

NELAP - Recognized Laboratory Fields of Accreditation

Certificate:	**T104704211-11-6**
Expiration Date:	**4/30/2012**
Issue Date:	**5/1/2011**

DHL Analytical, Inc.

2300 Double Creek Drive
Round Rock, TX 78664-3801

These fields of accreditation supercedeall previous fields. The Texas Commission on Environmental Quality urges customers to verify the laboratory's current accreditation status for particular methods and analyses.

Matrix: *Non-Potable Water*

Dimethyl phthalate	TX	6135	10107401
Di-n-butyl phthalate	TX	5925	10107401
Di-n-octyl phthalate	TX	6200	10107401
Endosulfan I	TX	7510	10107401
Endosulfan II	TX	7515	10107401
Endosulfan sulfate	TX	7520	10107401
Endrin	TX	7540	10107401
Endrin aldehyde	TX	7530	10107401
Fluoranthene	TX	6265	10107401
Fluorene	TX	6270	10107401
gamma-BHC (Lindane, gamma-Hexachlorocyclohexane)	TX	7120	10107401
gamma-Chlordane	TX	7245	10107401
Heptachlor	TX	7685	10107401
Heptachlor epoxide	TX	7690	10107401
Hexachlorobenzene	TX	6275	10107401
Hexachlorobutadiene	TX	4835	10107401
Hexachlorocyclopentadiene	TX	6285	10107401
Hexachloroethane	TX	4840	10107401
Indeno(1,2,3-cd) pyrene	TX	6315	10107401
Isophorone	TX	6320	10107401
Naphthalene	TX	5005	10107401
Nitrobenzene	TX	5015	10107401
n-Nitrosodiethylamine	TX	6525	10107401
n-Nitrosodimethylamine	TX	6530	10107401
n-Nitrosodi-n-butylamine	TX	5025	10107401
n-Nitrosodi-n-propylamine	TX	6545	10107401
n-Nitrosodiphenylamine	TX	6535	10107401
Pentachlorobenzene	TX	6590	10107401
Pentachlorophenol	TX	6605	10107401
Phenanthrene	TX	6615	10107401

Texas Commission on Environmental Quality

NELAP - Recognized Laboratory Fields of Accreditation

Certificate:	T104704211-11-6
Expiration Date:	4/30/2012
Issue Date:	5/1/2011

DHL Analytical, Inc.

2300 Double Creek Drive
Round Rock, TX 78664-3801

These fields of accreditation supercedeall previous fields. The Texas Commission on Environmental Quality urges customers to verify the laboratory's current accreditation status for particular methods and analyses.

Matrix: *Non-Potable Water*

Phenol	TX	6625	10107401
Pyrene	TX	6665	10107401
Pyridine	TX	5095	10107401
Toxaphene (Chlorinated camphene)	TX	8250	10107401

Method EPA 7196

Analyte	AB	Analyte ID	Method ID
Chromium VI	TX	1045	10162400

Method EPA 7470

Analyte	AB	Analyte ID	Method ID
Mercury	TX	1095	10165807

Method EPA 8011

Analyte	AB	Analyte ID	Method ID
1,2-Dibromoethane (EDB, Ethylene dibromide)	TX	4585	10173009

Method EPA 8015

Analyte	AB	Analyte ID	Method ID
Diesel range organics (DRO)	TX	9369	10173203
Ethylene glycol	TX	4785	10173203
Gasoline range organics (GRO)	TX	9408	10173203
Propylene Glycol	TX	6657	10173203

Method EPA 8021

Analyte	AB	Analyte ID	Method ID
Benzene	TX	4375	10174808
Ethylbenzene	TX	4765	10174808
m+p-xylene	TX	5240	10174808
Methyl tert-butyl ether (MTBE)	TX	5000	10174808
o-Xylene	TX	5250	10174808
Toluene	TX	5140	10174808
Xylene (total)	TX	5260	10174808

Method EPA 8082

Analyte	AB	Analyte ID	Method ID
Aroclor-1016 (PCB-1016)	TX	8880	10179007

Texas Commission on Environmental Quality

NELAP - Recognized Laboratory Fields of Accreditation

Certificate:	T104704211-11-6
Expiration Date:	4/30/2012
Issue Date:	5/1/2011

DHL Analytical, Inc.

2300 Double Creek Drive
Round Rock, TX 78664-3801

These fields of accreditation supercedeall previous fields. The Texas Commission on Environmental Quality urges customers to verify the laboratory's current accreditation status for particular methods and analyses.

Matrix: ***Non-Potable Water***

Aroclor-1221 (PCB-1221)	TX	8885	10179007
Aroclor-1232 (PCB-1232)	TX	8890	10179007
Aroclor-1242 (PCB-1242)	TX	8895	10179007
Aroclor-1248 (PCB-1248)	TX	8900	10179007
Aroclor-1254 (PCB-1254)	TX	8905	10179007
Aroclor-1260 (PCB-1260)	TX	8910	10179007
PCBs (total)	TX	8870	10179007

Method EPA 8260

Analyte	AB	Analyte ID	Method ID
1,1,1,2-Tetrachloroethane	TX	5105	10184802
1,1,1-Trichloroethane	TX	5160	10184802
1,1,2,2-Tetrachloroethane	TX	5110	10184802
1,1,2-Trichloroethane	TX	5165	10184802
1,1-Dichloroethane	TX	4630	10184802
1,1-Dichloroethylene	TX	4640	10184802
1,1-Dichloropropene	TX	4670	10184802
1,2,3-Trichlorobenzene	TX	5150	10184802
1,2,3-Trichloropropane	TX	5180	10184802
1,2,4-Trichlorobenzene	TX	5155	10184802
1,2,4-Trimethylbenzene	TX	5210	10184802
1,2-Dibromo-3-chloropropane (DBCP)	TX	4570	10184802
1,2-Dibromoethane (EDB, Ethylene dibromide)	TX	4585	10184802
1,2-Dichlorobenzene	TX	4610	10184802
1,2-Dichloroethane (Ethylene dichloride)	TX	4635	10184802
1,2-Dichloropropane	TX	4655	10184802
1,3,5-Trimethylbenzene	TX	5215	10184802
1,3-Dichlorobenzene	TX	4615	10184802
1,3-Dichloropropane	TX	4660	10184802
1,4-Dichlorobenzene	TX	4620	10184802
1-Chlorohexane	TX	4510	10184802

Texas Commission on Environmental Quality

NELAP - Recognized Laboratory Fields of Accreditation

Certificate:	T104704211-11-6
Expiration Date:	4/30/2012
Issue Date:	5/1/2011

DHL Analytical, Inc.

2300 Double Creek Drive
Round Rock, TX 78664-3801

These fields of accreditation supercedeall previous fields. The Texas Commission on Environmental Quality urges customers to verify the laboratory's current accreditation status for particular methods and analyses.

Matrix: *Non-Potable Water*

2,2-Dichloropropane	TX	4665	10184802
2-Butanone (Methyl ethyl ketone, MEK)	TX	4410	10184802
2-Chloroethyl vinyl ether	TX	4500	10184802
2-Chlorotoluene	TX	4535	10184802
2-Hexanone (MBK)	TX	4860	10184802
4-Chlorotoluene	TX	4540	10184802
4-Isopropyltoluene (p-Cymene)	TX	4915	10184802
4-Methyl-2-pentanone (MIBK)	TX	4995	10184802
Acetone (2-Propanone)	TX	4315	10184802
Acrolein (Propenal)	TX	4325	10184802
Acrylonitrile	TX	4340	10184802
Benzene	TX	4375	10184802
Bromobenzene	TX	4385	10184802
Bromochloromethane	TX	4390	10184802
Bromodichloromethane	TX	4395	10184802
Bromoform	TX	4400	10184802
Carbon disulfide	TX	4450	10184802
Carbon tetrachloride	TX	4455	10184802
Chlorobenzene	TX	4475	10184802
Chlorodibromomethane	TX	4575	10184802
Chloroethane (Ethyl chloride)	TX	4485	10184802
Chloroform	TX	4505	10184802
cis-1,2-Dichloroethylene	TX	4645	10184802
cis-1,3-Dichloropropene	TX	4680	10184802
Dibromomethane (Methylene bromide)	TX	4595	10184802
Dichlorodifluoromethane (Freon-12)	TX	4625	10184802
Ethylbenzene	TX	4765	10184802
Ethyl-t-butylether (ETBE) (2-Ethoxy-2-methylpropane)	TX	4770	10184802
Hexachlorobutadiene	TX	4835	10184802
Iodomethane (Methyl iodide)	TX	4870	10184802

Texas Commission on Environmental Quality

NELAP - Recognized Laboratory Fields of Accreditation

Certificate:	**T104704211-11-6**
Expiration Date:	**4/30/2012**
Issue Date:	**5/1/2011**

DHL Analytical, Inc.

2300 Double Creek Drive
Round Rock, TX 78664-3801

These fields of accreditation supercedeall previous fields. The Texas Commission on Environmental Quality urges customers to verify the laboratory's current accreditation status for particular methods and analyses.

Matrix: *Non-Potable Water*

Isopropyl ether	TX	4905	10184802
Isopropylbenzene (Cumene)	TX	4900	10184802
m+p-xylene	TX	5240	10184802
Methyl acetate	TX	4940	10184802
Methyl bromide (Bromomethane)	TX	4950	10184802
Methyl chloride (Chloromethane)	TX	4960	10184802
Methyl tert-butyl ether (MTBE)	TX	5000	10184802
Methylcyclohexane	TX	4965	10184802
Methylene chloride (Dichloromethane)	TX	4975	10184802
Naphthalene	TX	5005	10184802
n-Butylbenzene	TX	4435	10184802
n-Propylbenzene	TX	5090	10184802
o-Xylene	TX	5250	10184802
sec-Butylbenzene	TX	4440	10184802
Styrene	TX	5100	10184802
T-amylmethylether (TAME)	TX	4370	10184802
tert-Butyl alcohol	TX	4420	10184802
tert-Butylbenzene	TX	4445	10184802
Tetrachloroethylene (Perchloroethylene)	TX	5115	10184802
Toluene	TX	5140	10184802
Total trihalomethanes	TX	5205	10184802
trans-1,2-Dichloroethylene	TX	4700	10184802
trans-1,3-Dichloropropylene	TX	4685	10184802
trans-1,4-Dichloro-2-butene	TX	4605	10184802
Trichloroethene (Trichloroethylene)	TX	5170	10184802
Trichlorofluoromethane (Fluorotrichloromethane, Freon 11)	TX	5175	10184802
Trichlorotrifluoroethane	TX	5185	10184802
Vinyl acetate	TX	5225	10184802
Vinyl chloride	TX	5235	10184802
Xylene (total)	TX	5260	10184802

Texas Commission on Environmental Quality

NELAP - Recognized Laboratory Fields of Accreditation

Certificate: T104704211-11-6
Expiration Date: 4/30/2012
Issue Date: 5/1/2011

DHL Analytical, Inc.

2300 Double Creek Drive
Round Rock, TX 78664-3801

These fields of accreditation supercedeall previous fields. The Texas Commission on Environmental Quality urges customers to verify the laboratory's current accreditation status for particular methods and analyses.

Matrix: ***Non-Potable Water***

Method EPA 8270

Analyte	AB	Analyte ID	Method ID
1,2,4,5-Tetrachlorobenzene	TX	6715	10185805
1,2,4-Trichlorobenzene	TX	5155	10185805
1,2-Dichlorobenzene	TX	4610	10185805
1,2-Diphenylhydrazine	TX	6220	10185805
1,3-Dichlorobenzene	TX	4615	10185805
1,4-Dichlorobenzene	TX	4620	10185805
1-Naphthylamine	TX	6425	10185805
2,3,4,6-Tetrachlorophenol	TX	6735	10185805
2,4,5-Trichlorophenol	TX	6835	10185805
2,4,6-Trichlorophenol	TX	6840	10185805
2,4-Dichlorophenol	TX	6000	10185805
2,4-Dimethylphenol	TX	6130	10185805
2,4-Dinitrophenol	TX	6175	10185805
2,4-Dinitrotoluene (2,4-DNT)	TX	6185	10185805
2,6-Dichlorophenol	TX	6005	10185805
2,6-Dinitrotoluene (2,6-DNT)	TX	6190	10185805
2-Chloronaphthalene	TX	5795	10185805
2-Chlorophenol	TX	5800	10185805
2-Methyl-4,6-dinitrophenol (4,6-Dinitro-2-methylphenol)	TX	6360	10185805
2-Methylnaphthalene	TX	6385	10185805
2-Methylphenol (o-Cresol)	TX	6400	10185805
2-Naphthylamine	TX	6430	10185805
2-Nitroaniline	TX	6460	10185805
2-Nitrophenol	TX	6490	10185805
2-Picoline (2-Methylpyridine)	TX	5050	10185805
3,3'-Dichlorobenzidine	TX	5945	10185805
3-Methylcholanthrene	TX	6355	10185805
3-Nitroaniline	TX	6465	10185805

Texas Commission on Environmental Quality

NELAP - Recognized Laboratory Fields of Accreditation

Certificate:	T104704211-11-6
Expiration Date:	4/30/2012
Issue Date:	5/1/2011

DHL Analytical, Inc.

2300 Double Creek Drive
Round Rock, TX 78664-3801

These fields of accreditation supercedeall previous fields. The Texas Commission on Environmental Quality urges customers to verify the laboratory's current accreditation status for particular methods and analyses.

Matrix: *Non-Potable Water*

4,4'-DDD	TX	7355	10185805
4,4'-DDE	TX	7360	10186002
4,4'-DDT	TX	7365	10185805
4-Aminobiphenyl	TX	5540	10185805
4-Bromophenyl phenyl ether (BDE-3)	TX	5660	10185805
4-Chloro-3-methylphenol	TX	5700	10185805
4-Chloroaniline	TX	5745	10185805
4-Chlorophenyl phenylether	TX	5825	10185805
4-Dimethyl aminoazobenzene	TX	6105	10185805
4-Methylphenol (p-Cresol)	TX	6410	10185805
4-Nitroaniline	TX	6470	10185805
4-Nitrophenol	TX	6500	10185805
7,12-Dimethylbenz(a) anthracene	TX	6115	10185805
a-a-Dimethylphenethylamine	TX	6125	10185805
Acenaphthene	TX	5500	10185805
Acenaphthylene	TX	5505	10185805
Acetophenone	TX	5510	10185805
Aldrin	TX	7025	10186002
alpha-BHC (alpha-Hexachlorocyclohexane)	TX	7110	10186002
alpha-Chlordane	TX	7240	10185601
Aniline	TX	5545	10185805
Anthracene	TX	5555	10185805
Aroclor-1016 (PCB-1016)	TX	8880	10186002
Aroclor-1221 (PCB-1221)	TX	8885	10185203
Aroclor-1232 (PCB-1232)	TX	8890	10185407
Aroclor-1242 (PCB-1242)	TX	8895	10185203
Aroclor-1248 (PCB-1248)	TX	8900	10186002
Aroclor-1254 (PCB-1254)	TX	8905	10185601
Aroclor-1260 (PCB-1260)	TX	8910	10185203
Atrazine	TX	7065	10185805

Texas Commission on Environmental Quality

NELAP - Recognized Laboratory Fields of Accreditation

Certificate:	T104704211-11-6
Expiration Date:	4/30/2012
Issue Date:	5/1/2011

DHL Analytical, Inc.

2300 Double Creek Drive
Round Rock, TX 78664-3801

These fields of accreditation supercedeall previous fields. The Texas Commission on Environmental Quality urges customers to verify the laboratory's current accreditation status for particular methods and analyses.

Matrix: *Non-Potable Water*

Azinphos-methyl (Guthion)	TX	7075	10185805
Benzidine	TX	5595	10185805
Benzo(a)anthracene	TX	5575	10185805
Benzo(a)pyrene	TX	5580	10185805
Benzo(b)fluoranthene	TX	5585	10185805
Benzo(e)pyrene	TX	5605	10185805
Benzo(g,h,i)perylene	TX	5590	10185805
Benzo(k)fluoranthene	TX	5600	10185805
Benzoic acid	TX	5610	10185805
Benzyl alcohol	TX	5630	10185805
beta-BHC (beta-Hexachlorocyclohexane)	TX	7115	10185203
Biphenyl	TX	5640	10185805
bis(2-Chloroethoxy)methane	TX	5760	10185805
bis(2-Chloroethyl) ether	TX	5765	10185805
bis(2-Chloroisopropyl) ether	TX	5780	10185805
bis(2-Ethylhexyl) phthalate (DEHP)	TX	6255	10185805
Butyl benzyl phthalate	TX	5670	10185805
Caprolactam	TX	7180	10185805
Carbaryl (Sevin)	TX	7195	10185407
Carbazole	TX	5680	10185805
Carbophenothion	TX	7220	10185407
Chlordane (tech.)	TX	7250	10185203
Chlorfenvinphos	TX	7255	10185805
Chrysene	TX	5855	10185805
Coumaphos	TX	7315	10186002
Crotoxyphos	TX	7330	10185407
delta-BHC (delta-Hexachlorocyclohexane)	TX	7105	10185805
Demeton	TX	7390	10185407
Demeton-o	TX	7395	10185203
Demeton-s	TX	7385	10185601

Texas Commission on Environmental Quality

NELAP - Recognized Laboratory Fields of Accreditation

Certificate:	T104704211-11-6
Expiration Date:	4/30/2012
Issue Date:	5/1/2011

DHL Analytical, Inc.

2300 Double Creek Drive
Round Rock, TX 78664-3801

These fields of accreditation supercedeall previous fields. The Texas Commission on Environmental Quality urges customers to verify the laboratory's current accreditation status for particular methods and analyses.

Matrix: *Non-Potable Water*

Dibenz(a,h) anthracene	TX	5895	10185805
Dibenzofuran	TX	5905	10185805
Dichlorovos (DDVP, Dichlorvos)	TX	8610	10186002
Dicrotophos	TX	7465	10185407
Dieldrin	TX	7470	10186002
Diethyl phthalate	TX	6070	10185805
Dimethoate	TX	7475	10185805
Dimethyl phthalate	TX	6135	10185805
Di-n-butyl phthalate	TX	5925	10185805
Di-n-octyl phthalate	TX	6200	10185805
Dioxathion	TX	7495	10185203
Diphenylamine	TX	6205	10185805
Disulfoton	TX	8625	10185601
Endosulfan I	TX	7510	10185805
Endosulfan II	TX	7515	10185203
Endosulfan sulfate	TX	7520	10185601
Endrin	TX	7540	10185203
Endrin aldehyde	TX	7530	10185805
Endrin ketone	TX	7535	10186002
EPN (Phosphonothioic acid, phenyl-, O-ethyl O-(p-nitrophenyl) ester)	TX	7550	10186002
Ethion	TX	7565	10185805
Ethyl methanesulfonate	TX	6260	10185805
Famphur	TX	7580	10185407
Fensulfothion	TX	7600	10185203
Fenthion	TX	7605	10186002
Fluoranthene	TX	6265	10185805
Fluorene	TX	6270	10185805
gamma-BHC (Lindane, gamma-Hexachlorocyclohexane)	TX	7120	10185203
gamma-Chlordane	TX	7245	10185203
Heptachlor	TX	7685	10185601

Texas Commission on Environmental Quality

NELAP - Recognized Laboratory Fields of Accreditation

Certificate:	T104704211-11-6
Expiration Date:	4/30/2012
Issue Date:	5/1/2011

DHL Analytical, Inc.

2300 Double Creek Drive
Round Rock, TX 78664-3801

These fields of accreditation supercedeall previous fields. The Texas Commission on Environmental Quality urges customers to verify the laboratory's current accreditation status for particular methods and analyses.

Matrix: *Non-Potable Water*

Heptachlor epoxide	TX	7690	10185805
Hexachlorobenzene	TX	6275	10185805
Hexachlorobutadiene	TX	4835	10185805
Hexachlorocyclopentadiene	TX	6285	10185805
Hexachloroethane	TX	4840	10185805
Hexachlorophene	TX	6290	10185805
Indeno(1,2,3-cd) pyrene	TX	6315	10185805
Isodrin	TX	7725	10185407
Isophorone	TX	6320	10185805
Leptophos	TX	7755	10186002
Malathion	TX	7770	10186002
Methoxychlor	TX	7810	10185601
Methyl methanesulfonate	TX	6375	10185805
Methyl parathion (Parathion, methyl)	TX	7825	10185203
Mevinphos	TX	7850	10186002
Monocrotophos	TX	7880	10185203
Naled	TX	7905	10185203
Naphthalene	TX	5005	10185805
Nitrobenzene	TX	5015	10185805
n-Nitrosodiethylamine	TX	6525	10185805
n-Nitrosodimethylamine	TX	6530	10185805
n-Nitrosodi-n-butylamine	TX	5025	10185805
n-Nitrosodi-n-propylamine	TX	6545	10185805
n-Nitrosodiphenylamine	TX	6535	10185805
n-Nitrosopiperidine	TX	6560	10185805
Parathion, ethyl	TX	7955	10185805
Pentachlorobenzene	TX	6590	10185805
Pentachloronitrobenzene	TX	6600	10185805
Pentachlorophenol	TX	6605	10185805
Phenacetin	TX	6610	10185805

Texas Commission on Environmental Quality

NELAP - Recognized Laboratory Fields of Accreditation

Certificate:	T104704211-11-6
Expiration Date:	4/30/2012
Issue Date:	5/1/2011

DHL Analytical, Inc.

2300 Double Creek Drive
Round Rock, TX 78664-3801

These fields of accreditation supercedeall previous fields. The Texas Commission on Environmental Quality urges customers to verify the laboratory's current accreditation status for particular methods and analyses.

Matrix: ***Non-Potable Water***

Phenanthrene	TX	6615	10185805
Phenol	TX	6625	10185805
Phorate	TX	7985	10186002
Phosmet (Imidan)	TX	8000	10186002
Phosphamidon	TX	8005	10185805
Pronamide (Kerb)	TX	6650	10185805
Pyrene	TX	6665	10185805
Pyridine	TX	5095	10185805
Quinoline	TX	6670	10185805
Stirophos (Tetrachlorvinphos)	TX	8200	10186002
Sulfotepp	TX	8155	10186002
Terbufos	TX	8185	10185805
Tetraethyl pyrophosphate (TEPP)	TX	8210	10185407
Toxaphene (Chlorinated camphene)	TX	8250	10185203

Method EPA 8321

Analyte	AB	Analyte ID	Method ID
2,4,5-T	TX	8655	10188804
2,4-D	TX	8545	10188804
2,4-DB	TX	8560	10188804
Dalapon	TX	8555	10188804
Dicamba	TX	8595	10188804
Dichloroprop (Dichlorprop)	TX	8605	10188804
Dinoseb (2-sec-butyl-4,6-dinitrophenol, DNBP)	TX	8620	10188804
MCPA	TX	7775	10188804
MCPP	TX	7780	10188804
Silvex (2,4,5-TP)	TX	8650	10188804

Method EPA 8330

Analyte	AB	Analyte ID	Method ID
1,3,5-Trinitrobenzene (1,3,5-TNB)	TX	6885	10189807
1,3-Dinitrobenzene (1,3-DNB)	TX	6160	10189807
2,4,6-Trinitrotoluene (2,4,6-TNT)	TX	9651	10189807

Texas Commission on Environmental Quality

NELAP - Recognized Laboratory Fields of Accreditation

Certificate: T104704211-11-6
Expiration Date: 4/30/2012
Issue Date: 5/1/2011

DHL Analytical, Inc.

2300 Double Creek Drive
Round Rock, TX 78664-3801

These fields of accreditation supercedeall previous fields. The Texas Commission on Environmental Quality urges customers to verify the laboratory's current accreditation status for particular methods and analyses.

Matrix: ***Non-Potable Water***

2,4-Dinitrotoluene (2,4-DNT)	TX	6185	10189807
2,6-Dinitrotoluene (2,6-DNT)	TX	6190	10189807
2-Amino-4,6-dinitrotoluene (2-am-dnt)	TX	9303	10189807
2-Nitrotoluene	TX	9507	10189807
3-Nitrotoluene	TX	9510	10189807
4-Amino-2,6-dinitrotoluene (4-am-dnt)	TX	9306	10189807
4-Nitrotoluene	TX	9513	10189807
Nitrobenzene	TX	5015	10189807
Nitroglycerin	TX	6485	10189807
Octahydro-1,3,5,7-tetranitro-1,3,5,7-tetrazocine (HMX)	TX	9522	10189807
Pentaerythritoltetranitrate	TX	9558	10189807
RDX (hexahydro-1,3,5-trinitro-1,3,5-triazine)	TX	9432	10189807
Tetryl (methyl-2,4,6-trinitrophenylnitramine)	TX	9633	10189807

Method EPA 9014

Analyte	**AB**	**Analyte ID**	**Method ID**
Amenable cyanide	TX	1510	10193803
Total Cyanide	TX	1635	10193803

Method EPA 9040

Analyte	**AB**	**Analyte ID**	**Method ID**
pH	TX	1900	10197203

Method EPA 9056

Analyte	**AB**	**Analyte ID**	**Method ID**
Bromide	TX	1540	10199209
Chloride	TX	1575	10199209
Fluoride	TX	1730	10199209
Nitrate as N	TX	1810	10199209
Nitrate-nitrite	TX	1820	10199209
Nitrite as N	TX	1840	10199209
Sulfate	TX	2000	10199209

Method EPA 9060

Analyte	**AB**	**Analyte ID**	**Method ID**

Texas Commission on Environmental Quality

NELAP - Recognized Laboratory Fields of Accreditation

Certificate:	T104704211-11-6
Expiration Date:	4/30/2012
Issue Date:	5/1/2011

DHL Analytical, Inc.

2300 Double Creek Drive
Round Rock, TX 78664-3801

These fields of accreditation supercedeall previous fields. The Texas Commission on Environmental Quality urges customers to verify the laboratory's current accreditation status for particular methods and analyses.

Matrix: *Non-Potable Water*

Total Organic Carbon (TOC)	TX	2040	10200201

Method RSK 175

Analyte	AB	Analyte ID	Method ID
Carbon dioxide	TX	3755	RSK 175
Ethane	TX	4747	RSK 175
Ethene	TX	4752	RSK 175
Methane	TX	4926	RSK 175

Method SM 2130 B

Analyte	AB	Analyte ID	Method ID
Turbidity	TX	2055	20002408

Method SM 2310 B (4a)

Analyte	AB	Analyte ID	Method ID
Acidity, as CaCO3	TX	1500	20002806

Method SM 2320 B

Analyte	AB	Analyte ID	Method ID
Alkalinity as CaCO3	TX	1505	20003003

Method SM 2340 B

Analyte	AB	Analyte ID	Method ID
Total hardness as CaCO3	TX	1755	20003401

Method SM 2510 B

Analyte	AB	Analyte ID	Method ID
Conductivity	TX	1610	20003809

Method SM 2540 C

Analyte	AB	Analyte ID	Method ID
Residue-filterable (TDS)	TX	1955	20004404

Method SM 2540 D

Analyte	AB	Analyte ID	Method ID
Residue-nonfilterable (TSS)	TX	1960	20004802

Method SM 3500-Cr D

Analyte	AB	Analyte ID	Method ID
Chromium	TX	1040	20009001

Texas Commission on Environmental Quality

NELAP - Recognized Laboratory Fields of Accreditation

Certificate:	**T104704211-11-6**
Expiration Date:	**4/30/2012**
Issue Date:	**5/1/2011**

DHL Analytical, Inc.

2300 Double Creek Drive
Round Rock, TX 78664-3801

These fields of accreditation supercedeall previous fields. The Texas Commission on Environmental Quality urges customers to verify the laboratory's current accreditation status for particular methods and analyses.

Matrix: ***Non-Potable Water***

Method SM 4500-CN⁻ E

Analyte	AB	Analyte ID	Method ID
Total Cyanide	TX	1635	20021209

Method SM 4500-CN⁻ G

Analyte	AB	Analyte ID	Method ID
Amenable cyanide	TX	1510	20021607

Method SM 4500-H+ B

Analyte	AB	Analyte ID	Method ID
pH	TX	1900	20016404

Method SM 4500-NH3 F

Analyte	AB	Analyte ID	Method ID
Ammonia as N	TX	1515	20023001

Method SM 4500-P E

Analyte	AB	Analyte ID	Method ID
Orthophosphate as P	TX	1870	20025803
Phosphorus	TX	1910	20025803

Method SM 4500-S2⁻ D

Analyte	AB	Analyte ID	Method ID
Sulfide	TX	2005	20125400

Method SM 4500-SiO2 D

Analyte	AB	Analyte ID	Method ID
Silica-dissolved	TX	1995	20018206

Method SM 5310 C

Analyte	AB	Analyte ID	Method ID
Total Organic Carbon (TOC)	TX	2040	20028200

Method TCEQ 1005

Analyte	AB	Analyte ID	Method ID
Total Petroleum Hydrocarbons (TPH)	TX	2050	90019208

Texas Commission on Environmental Quality

NELAP - Recognized Laboratory Fields of Accreditation

Certificate:	**T104704211-11-6**
Expiration Date:	**4/30/2012**
Issue Date:	**5/1/2011**

DHL Analytical, Inc.

2300 Double Creek Drive
Round Rock, TX 78664-3801

These fields of accreditation supercedeall previous fields. The Texas Commission on Environmental Quality urges customers to verify the laboratory's current accreditation status for particular methods and analyses.

Matrix: ***Solid & Chemical Materials***

Method ASTM D2216

Analyte	AB	Analyte ID	Method ID
Moisture	TX	10337	ASTM D2216-05

Method EPA 1010

Analyte	AB	Analyte ID	Method ID
Ignitability	TX	1780	10116606

Method EPA 1311

Analyte	AB	Analyte ID	Method ID
TCLP	TX	849	10118806

Method EPA 1312

Analyte	AB	Analyte ID	Method ID
SPLP	TX	850	10119003

Method EPA 200.8

Analyte	AB	Analyte ID	Method ID
Aluminum	TX	1000	10014605
Antimony	TX	1005	10014605
Arsenic	TX	1010	10014605
Barium	TX	1015	10014605
Beryllium	TX	1020	10014605
Cadmium	TX	1030	10014605
Calcium	TX	1035	10014605
Chromium	TX	1040	10014605
Cobalt	TX	1050	10014605
Copper	TX	1055	10014605
Iron	TX	1070	10014605
Lead	TX	1075	10014605
Magnesium	TX	1085	10014605
Manganese	TX	1090	10014605
Molybdenum	TX	1100	10014605
Nickel	TX	1105	10014605
Potassium	TX	1125	10014605

Texas Commission on Environmental Quality

NELAP - Recognized Laboratory Fields of Accreditation

Certificate:	T104704211-11-6
Expiration Date:	4/30/2012
Issue Date:	5/1/2011

DHL Analytical, Inc.

2300 Double Creek Drive
Round Rock, TX 78664-3801

These fields of accreditation supercedeall previous fields. The Texas Commission on Environmental Quality urges customers to verify the laboratory's current accreditation status for particular methods and analyses.

Matrix: ***Solid & Chemical Materials***

Selenium	TX	1140	10014605
Silver	TX	1150	10014605
Sodium	TX	1155	10014605
Strontium	TX	1160	10014605
Thallium	TX	1165	10014605
Tin	TX	1175	10014605
Titanium	TX	1180	10014605
Vanadium	TX	1185	10014605
Zinc	TX	1190	10014605

Method EPA 300.0

Analyte	AB	Analyte ID	Method ID
Bromide	TX	1540	10053006
Chloride	TX	1575	10053006
Fluoride	TX	1730	10053006
Nitrate as N	TX	1810	10053006
Nitrate-nitrite	TX	1820	10053006
Nitrite as N	TX	1840	10053006
Sulfate	TX	2000	10053006

Method EPA 310.1

Analyte	AB	Analyte ID	Method ID
Alkalinity as CaCO3	TX	1505	10054805

Method EPA 350.3

Analyte	AB	Analyte ID	Method ID
Ammonia as N	TX	1515	10064401

Method EPA 365.2

Analyte	AB	Analyte ID	Method ID
Orthophosphate as P	TX	1870	10070403
Phosphorus	TX	1910	10070403

Method EPA 6020

Analyte	AB	Analyte ID	Method ID
Aluminum	TX	1000	10156204

Texas Commission on Environmental Quality

NELAP - Recognized Laboratory Fields of Accreditation

Certificate: T104704211-11-6
Expiration Date: 4/30/2012
Issue Date: 5/1/2011

DHL Analytical, Inc.

2300 Double Creek Drive
Round Rock, TX 78664-3801

These fields of accreditation supercedeall previous fields. The Texas Commission on Environmental Quality urges customers to verify the laboratory's current accreditation status for particular methods and analyses.

Matrix: ***Solid & Chemical Materials***

Antimony	TX	1005	10156204
Arsenic	TX	1010	10156204
Barium	TX	1015	10156204
Beryllium	TX	1020	10156204
Boron	TX	1025	10156204
Cadmium	TX	1030	10156204
Calcium	TX	1035	10156204
Chromium	TX	1040	10156204
Cobalt	TX	1050	10156204
Copper	TX	1055	10156204
Iron	TX	1070	10156204
Lead	TX	1075	10156204
Lithium	TX	1080	10156204
Magnesium	TX	1085	10156204
Manganese	TX	1090	10156204
Molybdenum	TX	1100	10156204
Nickel	TX	1105	10156204
Potassium	TX	1125	10156204
Selenium	TX	1140	10156204
Silver	TX	1150	10156204
Sodium	TX	1155	10156204
Strontium	TX	1160	10156204
Thallium	TX	1165	10156204
Tin	TX	1175	10156204
Titanium	TX	1180	10156204
Vanadium	TX	1185	10156204
Zinc	TX	1190	10156204

Method EPA 7196

Analyte	**AB**	**Analyte ID**	**Method ID**
Chromium VI	TX	1045	10162400

Texas Commission on Environmental Quality

NELAP - Recognized Laboratory Fields of Accreditation

Certificate:	**T104704211-11-6**
Expiration Date:	**4/30/2012**
Issue Date:	**5/1/2011**

DHL Analytical, Inc.

2300 Double Creek Drive
Round Rock, TX 78664-3801

These fields of accreditation supercedeall previous fields. The Texas Commission on Environmental Quality urges customers to verify the laboratory's current accreditation status for particular methods and analyses.

Matrix: ***Solid & Chemical Materials***

Method EPA 7470

Analyte	AB	Analyte ID	Method ID
Mercury	TX	1095	10165807

Method EPA 7471

Analyte	AB	Analyte ID	Method ID
Mercury	TX	1095	10166208

Method EPA 8015

Analyte	AB	Analyte ID	Method ID
Diesel range organics (DRO)	TX	9369	10173203
Ethylene glycol	TX	4785	10173203
Gasoline range organics (GRO)	TX	9408	10173203
Propylene Glycol	TX	6657	10173203

Method EPA 8021

Analyte	AB	Analyte ID	Method ID
Benzene	TX	4375	10174808
Ethylbenzene	TX	4765	10174808
m+p-xylene	TX	5240	10174808
Methyl tert-butyl ether (MTBE)	TX	5000	10174808
o-Xylene	TX	5250	10174808
Toluene	TX	5140	10174808
Xylene (total)	TX	5260	10174808

Method EPA 8082

Analyte	AB	Analyte ID	Method ID
Aroclor-1016 (PCB-1016)	TX	8880	10179007
Aroclor-1221 (PCB-1221)	TX	8885	10179007
Aroclor-1232 (PCB-1232)	TX	8890	10179007
Aroclor-1242 (PCB-1242)	TX	8895	10179007
Aroclor-1248 (PCB-1248)	TX	8900	10179007
Aroclor-1254 (PCB-1254)	TX	8905	10179007
Aroclor-1260 (PCB-1260)	TX	8910	10179007
PCBs (total)	TX	8870	10179007

Texas Commission on Environmental Quality

NELAP - Recognized Laboratory Fields of Accreditation

Certificate:	T104704211-11-6
Expiration Date:	4/30/2012
Issue Date:	5/1/2011

DHL Analytical, Inc.

2300 Double Creek Drive
Round Rock, TX 78664-3801

These fields of accreditation supercedeall previous fields. The Texas Commission on Environmental Quality urges customers to verify the laboratory's current accreditation status for particular methods and analyses.

Matrix: ***Solid & Chemical Materials***

Method EPA 8260

Analyte	AB	Analyte ID	Method ID
1,1,1,2-Tetrachloroethane	TX	5105	10184802
1,1,1-Trichloroethane	TX	5160	10184802
1,1,2,2-Tetrachloroethane	TX	5110	10184802
1,1,2-Trichloroethane	TX	5165	10184802
1,1-Dichloroethane	TX	4630	10184802
1,1-Dichloroethylene	TX	4640	10184802
1,1-Dichloropropene	TX	4670	10184802
1,2,3-Trichlorobenzene	TX	5150	10184802
1,2,3-Trichloropropane	TX	5180	10184802
1,2,4-Trichlorobenzene	TX	5155	10184802
1,2,4-Trimethylbenzene	TX	5210	10184802
1,2-Dibromo-3-chloropropane (DBCP)	TX	4570	10184802
1,2-Dibromoethane (EDB, Ethylene dibromide)	TX	4585	10184802
1,2-Dichlorobenzene	TX	4610	10184802
1,2-Dichloroethane (Ethylene dichloride)	TX	4635	10184802
1,2-Dichloropropane	TX	4655	10184802
1,3,5-Trimethylbenzene	TX	5215	10184802
1,3-Dichlorobenzene	TX	4615	10184802
1,3-Dichloropropane	TX	4660	10184802
1,4-Dichlorobenzene	TX	4620	10184802
1-Chlorohexane	TX	4510	10184802
2,2-Dichloropropane	TX	4665	10184802
2-Butanone (Methyl ethyl ketone, MEK)	TX	4410	10184802
2-Chloroethyl vinyl ether	TX	4500	10184802
2-Chlorotoluene	TX	4535	10184802
2-Hexanone (MBK)	TX	4860	10184802
4-Chlorotoluene	TX	4540	10184802
4-Isopropyltoluene (p-Cymene)	TX	4915	10184802

Texas Commission on Environmental Quality

NELAP - Recognized Laboratory Fields of Accreditation

Certificate:	**T104704211-11-6**
Expiration Date:	**4/30/2012**
Issue Date:	**5/1/2011**

DHL Analytical, Inc.

2300 Double Creek Drive
Round Rock, TX 78664-3801

These fields of accreditation supercedeall previous fields. The Texas Commission on Environmental Quality urges customers to verify the laboratory's current accreditation status for particular methods and analyses.

Matrix: *Solid & Chemical Materials*

4-Methyl-2-pentanone (MIBK)	TX	4995	10184802
Acetone (2-Propanone)	TX	4315	10184802
Acrolein (Propenal)	TX	4325	10184802
Acrylonitrile	TX	4340	10184802
Benzene	TX	4375	10184802
Bromobenzene	TX	4385	10184802
Bromochloromethane	TX	4390	10184802
Bromodichloromethane	TX	4395	10184802
Bromoform	TX	4400	10184802
Carbon disulfide	TX	4450	10184802
Carbon tetrachloride	TX	4455	10184802
Chlorobenzene	TX	4475	10184802
Chlorodibromomethane	TX	4575	10184802
Chloroethane (Ethyl chloride)	TX	4485	10184802
Chloroform	TX	4505	10184802
cis-1,2-Dichloroethylene	TX	4645	10184802
cis-1,3-Dichloropropene	TX	4680	10184802
Dibromomethane (Methylene bromide)	TX	4595	10184802
Dichlorodifluoromethane (Freon-12)	TX	4625	10184802
Ethylbenzene	TX	4765	10184802
Hexachlorobutadiene	TX	4835	10184802
Iodomethane (Methyl iodide)	TX	4870	10184802
Isopropyl alcohol (2-Propanol, Isopropanol)	TX	4895	10184802
Isopropylbenzene (Cumene)	TX	4900	10184802
m+p-xylene	TX	5240	10184802
Methyl acetate	TX	4940	10184802
Methyl bromide (Bromomethane)	TX	4950	10184802
Methyl chloride (Chloromethane)	TX	4960	10184802
Methyl tert-butyl ether (MTBE)	TX	5000	10184802
Methylcyclohexane	TX	4965	10184802

Texas Commission on Environmental Quality

NELAP - Recognized Laboratory Fields of Accreditation

Certificate:	T104704211-11-6
Expiration Date:	4/30/2012
Issue Date:	5/1/2011

DHL Analytical, Inc.

2300 Double Creek Drive
Round Rock, TX 78664-3801

These fields of accreditation supercedeall previous fields. The Texas Commission on Environmental Quality urges customers to verify the laboratory's current accreditation status for particular methods and analyses.

Matrix: ***Solid & Chemical Materials***

Methylene chloride (Dichloromethane)	TX	4975	10184802
Naphthalene	TX	5005	10184802
n-Butylbenzene	TX	4435	10184802
n-Propylbenzene	TX	5090	10184802
o-Xylene	TX	5250	10184802
sec-Butylbenzene	TX	4440	10184802
Styrene	TX	5100	10184802
tert-Butylbenzene	TX	4445	10184802
Tetrachloroethylene (Perchloroethylene)	TX	5115	10184802
Toluene	TX	5140	10184802
trans-1,2-Dichloroethylene	TX	4700	10184802
trans-1,3-Dichloropropylene	TX	4685	10184802
trans-1,4-Dichloro-2-butene	TX	4605	10184802
Trichloroethene (Trichloroethylene)	TX	5170	10184802
Trichlorofluoromethane (Fluorotrichloromethane, Freon 11)	TX	5175	10184802
Trichlorotrifluoroethane	TX	5185	10184802
Vinyl acetate	TX	5225	10184802
Vinyl chloride	TX	5235	10184802
Xylene (total)	TX	5260	10184802

Method EPA 8270

Analyte	AB	Analyte ID	Method ID
1,2,4,5-Tetrachlorobenzene	TX	6715	10185805
1,2,4-Trichlorobenzene	TX	5155	10185805
1,2-Dichlorobenzene	TX	4610	10185805
1,2-Diphenylhydrazine	TX	6220	10185805
1,3-Dichlorobenzene	TX	4615	10185805
1,4-Dichlorobenzene	TX	4620	10185805
1-Naphthylamine	TX	6425	10185805
2,3,4,6-Tetrachlorophenol	TX	6735	10185805
2,4,5-Trichlorophenol	TX	6835	10185805

Texas Commission on Environmental Quality

NELAP - Recognized Laboratory Fields of Accreditation

Certificate:	T104704211-11-6
Expiration Date:	4/30/2012
Issue Date:	5/1/2011

DHL Analytical, Inc.

2300 Double Creek Drive
Round Rock, TX 78664-3801

These fields of accreditation supercedeall previous fields. The Texas Commission on Environmental Quality urges customers to verify the laboratory's current accreditation status for particular methods and analyses.

Matrix: *Solid & Chemical Materials*

2,4,6-Trichlorophenol	TX	6840	10185805
2,4-Dichlorophenol	TX	6000	10185805
2,4-Dimethylphenol	TX	6130	10185805
2,4-Dinitrophenol	TX	6175	10185805
2,4-Dinitrotoluene (2,4-DNT)	TX	6185	10185805
2,6-Dichlorophenol	TX	6005	10185805
2,6-Dinitrotoluene (2,6-DNT)	TX	6190	10185805
2-Chloronaphthalene	TX	5795	10185805
2-Chlorophenol	TX	5800	10185805
2-Methyl-4,6-dinitrophenol (4,6-Dinitro-2-methylphenol)	TX	6360	10185805
2-Methylnaphthalene	TX	6385	10185805
2-Methylphenol (o-Cresol)	TX	6400	10185805
2-Naphthylamine	TX	6430	10185805
2-Nitroaniline	TX	6460	10185805
2-Nitrophenol	TX	6490	10185805
2-Picoline (2-Methylpyridine)	TX	5050	10185805
3,3'-Dichlorobenzidine	TX	5945	10185805
3-Methylcholanthrene	TX	6355	10185805
3-Nitroaniline	TX	6465	10185805
4,4'-DDD	TX	7355	10185203
4,4'-DDE	TX	7360	10186002
4,4'-DDT	TX	7365	10185407
4-Aminobiphenyl	TX	5540	10185805
4-Bromophenyl phenyl ether (BDE-3)	TX	5660	10185805
4-Chloro-3-methylphenol	TX	5700	10185805
4-Chloroaniline	TX	5745	10185805
4-Chlorophenyl phenylether	TX	5825	10185805
4-Dimethyl aminoazobenzene	TX	6105	10185805
4-Methylphenol (p-Cresol)	TX	6410	10185805
4-Nitroaniline	TX	6470	10185805

Texas Commission on Environmental Quality

NELAP - Recognized Laboratory Fields of Accreditation

Certificate:	T104704211-11-6
Expiration Date:	4/30/2012
Issue Date:	5/1/2011

DHL Analytical, Inc.

2300 Double Creek Drive
Round Rock, TX 78664-3801

These fields of accreditation supercedeall previous fields. The Texas Commission on Environmental Quality urges customers to verify the laboratory's current accreditation status for particular methods and analyses.

Matrix: *Solid & Chemical Materials*

4-Nitrophenol	TX	6500	10185805
7,12-Dimethylbenz(a) anthracene	TX	6115	10185805
a-a-Dimethylphenethylamine	TX	6125	10185805
Acenaphthene	TX	5500	10185805
Acenaphthylene	TX	5505	10185805
Acetophenone	TX	5510	10185805
Aldrin	TX	7025	10186002
alpha-BHC (alpha-Hexachlorocyclohexane)	TX	7110	10185407
alpha-Chlordane	TX	7240	10185805
Aniline	TX	5545	10185805
Anthracene	TX	5555	10185805
Aroclor-1016 (PCB-1016)	TX	8880	10186002
Aroclor-1221 (PCB-1221)	TX	8885	10185805
Aroclor-1232 (PCB-1232)	TX	8890	10185407
Aroclor-1242 (PCB-1242)	TX	8895	10185407
Aroclor-1248 (PCB-1248)	TX	8900	10185805
Aroclor-1254 (PCB-1254)	TX	8905	10185805
Aroclor-1260 (PCB-1260)	TX	8910	10185407
Atrazine	TX	7065	10185805
Azinphos-methyl (Guthion)	TX	7075	10185203
Benzidine	TX	5595	10185805
Benzo(a)anthracene	TX	5575	10185805
Benzo(a)pyrene	TX	5580	10185805
Benzo(b)fluoranthene	TX	5585	10185805
Benzo(e)pyrene	TX	5605	10185805
Benzo(g,h,i)perylene	TX	5590	10185805
Benzo(k)fluoranthene	TX	5600	10185805
Benzoic acid	TX	5610	10185805
Benzyl alcohol	TX	5630	10185805
beta-BHC (beta-Hexachlorocyclohexane)	TX	7115	10185601

Texas Commission on Environmental Quality

NELAP - Recognized Laboratory Fields of Accreditation

Certificate:	T104704211-11-6
Expiration Date:	4/30/2012
Issue Date:	5/1/2011

DHL Analytical, Inc.

2300 Double Creek Drive
Round Rock, TX 78664-3801

These fields of accreditation supercedeall previous fields. The Texas Commission on Environmental Quality urges customers to verify the laboratory's current accreditation status for particular methods and analyses.

Matrix: *Solid & Chemical Materials*

Biphenyl	TX	5640	10185805
bis(2-Chloroethoxy)methane	TX	5760	10185805
bis(2-Chloroethyl) ether	TX	5765	10185805
bis(2-Chloroisopropyl) ether	TX	5780	10185805
bis(2-Ethylhexyl) phthalate (DEHP)	TX	6255	10185805
Butyl benzyl phthalate	TX	5670	10185805
Caprolactam	TX	7180	10185805
Carbaryl (Sevin)	TX	7195	10185601
Carbazole	TX	5680	10185805
Carbophenothion	TX	7220	10185805
Chlordane (tech.)	TX	7250	10185805
Chlorfenvinphos	TX	7255	10185203
Chrysene	TX	5855	10185805
Coumaphos	TX	7315	10185805
Crotoxyphos	TX	7330	10185203
delta-BHC (delta-Hexachlorocyclohexane)	TX	7105	10186002
Demeton	TX	7390	10185805
Demeton-o	TX	7395	10185805
Demeton-s	TX	7385	10185601
Dibenz(a,h) anthracene	TX	5895	10185805
Dibenzofuran	TX	5905	10185805
Dichlorovos (DDVP, Dichlorvos)	TX	8610	10185805
Dicrotophos	TX	7465	10185805
Dieldrin	TX	7470	10185407
Diethyl phthalate	TX	6070	10185805
Dimethoate	TX	7475	10185805
Dimethyl phthalate	TX	6135	10185805
Di-n-butyl phthalate	TX	5925	10185805
Di-n-octyl phthalate	TX	6200	10185805
Dioxathion	TX	7495	10185601

Texas Commission on Environmental Quality

NELAP - Recognized Laboratory Fields of Accreditation

Certificate:	**T104704211-11-6**
Expiration Date:	**4/30/2012**
Issue Date:	**5/1/2011**

DHL Analytical, Inc.

2300 Double Creek Drive
Round Rock, TX 78664-3801

These fields of accreditation supercedeall previous fields. The Texas Commission on Environmental Quality urges customers to verify the laboratory's current accreditation status for particular methods and analyses.

Matrix: *Solid & Chemical Materials*

Diphenylamine	TX	6205	10185805
Disulfoton	TX	8625	10185407
Endosulfan I	TX	7510	10185601
Endosulfan II	TX	7515	10185805
Endosulfan sulfate	TX	7520	10186002
Endrin	TX	7540	10185601
Endrin aldehyde	TX	7530	10186002
Endrin ketone	TX	7535	10186002
EPN (Phosphonothioic acid, phenyl-, O-ethyl O-(p-nitrophenyl) ester)	TX	7550	10186002
Ethion	TX	7565	10185203
Ethyl methanesulfonate	TX	6260	10185805
Famphur	TX	7580	10186002
Fensulfothion	TX	7600	10185805
Fenthion	TX	7605	10186002
Fluoranthene	TX	6265	10185805
Fluorene	TX	6270	10185805
gamma-BHC (Lindane, gamma-Hexachlorocyclohexane)	TX	7120	10185407
gamma-Chlordane	TX	7245	10185601
Heptachlor	TX	7685	10185601
Heptachlor epoxide	TX	7690	10185203
Hexachlorobenzene	TX	6275	10185805
Hexachlorobutadiene	TX	4835	10185805
Hexachlorocyclopentadiene	TX	6285	10185805
Hexachloroethane	TX	4840	10185805
Hexachlorophene	TX	6290	10185601
Indeno(1,2,3-cd) pyrene	TX	6315	10185805
Isodrin	TX	7725	10185203
Isophorone	TX	6320	10185805
Leptophos	TX	7755	10185407
Malathion	TX	7770	10185601

Texas Commission on Environmental Quality

NELAP - Recognized Laboratory Fields of Accreditation

Certificate:	**T104704211-11-6**
Expiration Date:	**4/30/2012**
Issue Date:	**5/1/2011**

DHL Analytical, Inc.

2300 Double Creek Drive
Round Rock, TX 78664-3801

These fields of accreditation supercedeall previous fields. The Texas Commission on Environmental Quality urges customers to verify the laboratory's current accreditation status for particular methods and analyses.

Matrix: *Solid & Chemical Materials*

Methoxychlor	TX	7810	10185203
Methyl methanesulfonate	TX	6375	10185805
Methyl parathion (Parathion, methyl)	TX	7825	10185203
Mevinphos	TX	7850	10185805
Monocrotophos	TX	7880	10185805
Naled	TX	7905	10185805
Naphthalene	TX	5005	10185805
Nitrobenzene	TX	5015	10185805
n-Nitrosodiethylamine	TX	6525	10185805
n-Nitrosodimethylamine	TX	6530	10185805
n-Nitrosodi-n-butylamine	TX	5025	10185805
n-Nitrosodi-n-propylamine	TX	6545	10185805
n-Nitrosodiphenylamine	TX	6535	10185805
n-Nitrosopiperidine	TX	6560	10185805
Parathion, ethyl	TX	7955	10185805
Pentachlorobenzene	TX	6590	10185805
Pentachloronitrobenzene	TX	6600	10185805
Pentachlorophenol	TX	6605	10185805
Phenacetin	TX	6610	10185805
Phenanthrene	TX	6615	10185805
Phenol	TX	6625	10185805
Phorate	TX	7985	10185407
Phosmet (Imidan)	TX	8000	10185203
Phosphamidon	TX	8005	10186002
Pronamide (Kerb)	TX	6650	10185805
Pyrene	TX	6665	10185805
Pyridine	TX	5095	10185805
Quinoline	TX	6670	10185805
Stirophos (Tetrachlorvinphos)	TX	8200	10186002
Sulfotepp	TX	8155	10185203

Texas Commission on Environmental Quality

NELAP - Recognized Laboratory Fields of Accreditation

Certificate:	T104704211-11-6
Expiration Date:	4/30/2012
Issue Date:	5/1/2011

DHL Analytical, Inc.

2300 Double Creek Drive
Round Rock, TX 78664-3801

These fields of accreditation supercedeall previous fields. The Texas Commission on Environmental Quality urges customers to verify the laboratory's current accreditation status for particular methods and analyses.

Matrix: ***Solid & Chemical Materials***

Terbufos	TX	8185	10185805
Tetraethyl pyrophosphate (TEPP)	TX	8210	10185407
Toxaphene (Chlorinated camphene)	TX	8250	10185203

Method EPA 8321

Analyte	AB	Analyte ID	Method ID
2,4,5-T	TX	8655	10188804
2,4-D	TX	8545	10188804
2,4-DB	TX	8560	10188804
Dalapon	TX	8555	10188804
Dicamba	TX	8595	10188804
Dichloroprop (Dichlorprop)	TX	8605	10188804
Dinoseb (2-sec-butyl-4,6-dinitrophenol, DNBP)	TX	8620	10188804
MCPA	TX	7775	10188804
MCPP	TX	7780	10188804
Silvex (2,4,5-TP)	TX	8650	10188804

Method EPA 8330

Analyte	AB	Analyte ID	Method ID
1,3,5-Trinitrobenzene (1,3,5-TNB)	TX	6885	10189807
1,3-Dinitrobenzene (1,3-DNB)	TX	6160	10189807
2,4,6-Trinitrotoluene (2,4,6-TNT)	TX	9651	10189807
2,4-Dinitrotoluene (2,4-DNT)	TX	6185	10189807
2,6-Dinitrotoluene (2,6-DNT)	TX	6190	10189807
2-Amino-4,6-dinitrotoluene (2-am-dnt)	TX	9303	10189807
2-Nitrotoluene	TX	9507	10189807
3-Nitrotoluene	TX	9510	10189807
4-Amino-2,6-dinitrotoluene (4-am-dnt)	TX	9306	10189807
4-Nitrotoluene	TX	9513	10189807
Nitrobenzene	TX	5015	10189807
Nitroglycerin	TX	6485	10189807
Octahydro-1,3,5,7-tetranitro-1,3,5,7-tetrazocine (HMX)	TX	9522	10189807
Pentaerythritoltetranitrate	TX	9558	10189807

Texas Commission on Environmental Quality

NELAP - Recognized Laboratory Fields of Accreditation

Certificate:	T104704211-11-6
Expiration Date:	4/30/2012
Issue Date:	5/1/2011

DHL Analytical, Inc.

2300 Double Creek Drive
Round Rock, TX 78664-3801

These fields of accreditation supercedeall previous fields. The Texas Commission on Environmental Quality urges customers to verify the laboratory's current accreditation status for particular methods and analyses.

Matrix: ***Solid & Chemical Materials***

RDX (hexahydro-1,3,5-trinitro-1,3,5-triazine)	TX	9432	10189807
Tetryl (methyl-2,4,6-trinitrophenylnitramine)	TX	9633	10189807

Method EPA 9014

Analyte	AB	Analyte ID	Method ID
Total Cyanide	TX	1635	10193803

Method EPA 9040

Analyte	AB	Analyte ID	Method ID
Corrosivity	TX	1615	10197203
pH	TX	1900	10197203

Method EPA 9045

Analyte	AB	Analyte ID	Method ID
pH	TX	1900	10198400

Method EPA 9056

Analyte	AB	Analyte ID	Method ID
Bromide	TX	1540	10199209
Chloride	TX	1575	10199209
Fluoride	TX	1730	10199209
Nitrate as N	TX	1810	10199209
Nitrate-nitrite	TX	1820	10199209
Nitrite as N	TX	1840	10199209
Sulfate	TX	2000	10199209

Method SM 2320 B

Analyte	AB	Analyte ID	Method ID
Alkalinity as CaCO3	TX	1505	20003003

Method SM 2510 B

Analyte	AB	Analyte ID	Method ID
Conductivity	TX	1610	20003809

Method SSA/ASA Part 3:14

Analyte	AB	Analyte ID	Method ID
Conductivity	TX	1610	SSA/ASA Pt 3:14

Texas Commission on Environmental Quality

NELAP - Recognized Laboratory Fields of Accreditation

Certificate:	**T104704211-11-6**
Expiration Date:	**4/30/2012**
Issue Date:	**5/1/2011**

DHL Analytical, Inc.

2300 Double Creek Drive
Round Rock, TX 78664-3801

These fields of accreditation supercedeall previous fields. The Texas Commission on Environmental Quality urges customers to verify the laboratory's current accreditation status for particular methods and analyses.

Matrix: ***Solid & Chemical Materials***

Method TCEQ 1005

Analyte	AB	Analyte ID	Method ID
Total Petroleum Hydrocarbons (TPH)	TX	2050	90019208

Texas Commission on Environmental Quality

NELAP - Recognized Laboratory Fields of Accreditation

Certificate:	**T104704210-11-5**
Expiration Date:	**3/31/2012**
Issue Date:	**4/1/2011**

TestAmerica Laboratories, Inc. - Corpus Christi

1733 North Padre Island Drive
Corpus Christi, TX 78408-2329

These fields of accreditation supercedeall previous fields. The Texas Commission on Environmental Quality urges customers to verify the laboratory's current accreditation status for particular methods and analyses.

Matrix: ***Non-Potable Water***

Method ASTM D6503

Analyte	AB	Analyte ID	Method ID
Enterococci	TX	2520	30032407

Method EPA 1010

Analyte	AB	Analyte ID	Method ID
Ignitability	TX	1780	10116606

Method EPA 110.2

Analyte	AB	Analyte ID	Method ID
Color	TX	1605	10005604

Method EPA 1110

Analyte	AB	Analyte ID	Method ID
Corrosivity	TX	1615	10118000

Method EPA 120.1

Analyte	AB	Analyte ID	Method ID
Conductivity	TX	1610	10006403

Method EPA 1311

Analyte	AB	Analyte ID	Method ID
TCLP	TX	849	10118806

Method EPA 1312

Analyte	AB	Analyte ID	Method ID
SPLP	TX	850	10119003

Method EPA 150.1

Analyte	AB	Analyte ID	Method ID
pH	TX	1900	10008409

Method EPA 160.1

Analyte	AB	Analyte ID	Method ID
Residue-filterable (TDS)	TX	1955	10009208

Method EPA 160.2

Analyte	AB	Analyte ID	Method ID
Residue-nonfilterable (TSS)	TX	1960	10009606

Method EPA 160.3

Analyte	AB	Analyte ID	Method ID

Texas Commission on Environmental Quality

NELAP - Recognized Laboratory Fields of Accreditation

Certificate:	T104704210-11-5
Expiration Date:	3/31/2012
Issue Date:	4/1/2011

TestAmerica Laboratories, Inc. - Corpus Christi

1733 North Padre Island Drive
Corpus Christi, TX 78408-2329

These fields of accreditation supercedeall previous fields. The Texas Commission on Environmental Quality urges customers to verify the laboratory's current accreditation status for particular methods and analyses.

Matrix: *Non-Potable Water*

Residue-total	TX	1950	10010001

Method EPA 160.4

Analyte	AB	Analyte ID	Method ID
Residue-volatile	TX	1970	10010409

Method EPA 1664

Analyte	AB	Analyte ID	Method ID
n-Hexane Extractable Material (HEM) (O&G)	TX	1803	10127409

Method EPA 180.1

Analyte	AB	Analyte ID	Method ID
Turbidity	TX	2055	10011606

Method EPA 200.7

Analyte	AB	Analyte ID	Method ID
Aluminum	TX	1000	10013806
Antimony	TX	1005	10013806
Arsenic	TX	1010	10013806
Barium	TX	1015	10013806
Beryllium	TX	1020	10013806
Boron	TX	1025	10013806
Cadmium	TX	1030	10013806
Calcium	TX	1035	10013806
Chromium	TX	1040	10013806
Cobalt	TX	1050	10013806
Copper	TX	1055	10013806
Iron	TX	1070	10013806
Lead	TX	1075	10013806
Lithium	TX	1080	10013806
Magnesium	TX	1085	10013806
Manganese	TX	1090	10013806
Molybdenum	TX	1100	10013806
Nickel	TX	1105	10013806
Phosphorus	TX	1910	10013806

Texas Commission on Environmental Quality

NELAP - Recognized Laboratory Fields of Accreditation

Certificate:	**T104704210-11-5**
Expiration Date:	**3/31/2012**
Issue Date:	**4/1/2011**

TestAmerica Laboratories, Inc. - Corpus Christi

1733 North Padre Island Drive
Corpus Christi, TX 78408-2329

These fields of accreditation supercedeall previous fields. The Texas Commission on Environmental Quality urges customers to verify the laboratory's current accreditation status for particular methods and analyses.

Matrix: ***Non-Potable Water***

Potassium	TX	1125	10013806
Selenium	TX	1140	10013806
Silica-dissolved	TX	1995	10013806
Silver	TX	1150	10013806
Sodium	TX	1155	10013806
Strontium	TX	1160	10013806
Thallium	TX	1165	10013806
Tin	TX	1175	10013806
Titanium	TX	1180	10013806
Vanadium	TX	1185	10013806
Zinc	TX	1190	10013806

Method EPA 200.8

Analyte	**AB**	**Analyte ID**	**Method ID**
Aluminum	TX	1000	10014605
Antimony	TX	1005	10014605
Arsenic	TX	1010	10014605
Barium	TX	1015	10014605
Beryllium	TX	1020	10014605
Boron	TX	1025	10014605
Cadmium	TX	1030	10014605
Calcium	TX	1035	10014605
Chromium	TX	1040	10014605
Cobalt	TX	1050	10014605
Copper	TX	1055	10014605
Iron	TX	1070	10014605
Lead	TX	1075	10014605
Magnesium	TX	1085	10014605
Manganese	TX	1090	10014605
Molybdenum	TX	1100	10014605
Nickel	TX	1105	10014605

Texas Commission on Environmental Quality

NELAP - Recognized Laboratory Fields of Accreditation

Certificate:	T104704210-11-5
Expiration Date:	3/31/2012
Issue Date:	4/1/2011

TestAmerica Laboratories, Inc. - Corpus Christi

1733 North Padre Island Drive
Corpus Christi, TX 78408-2329

These fields of accreditation supercedeall previous fields. The Texas Commission on Environmental Quality urges customers to verify the laboratory's current accreditation status for particular methods and analyses.

Matrix: ***Non-Potable Water***

Potassium	TX	1125	10014605
Selenium	TX	1140	10014605
Silica-dissolved	TX	1995	10014605
Silver	TX	1150	10014605
Sodium	TX	1155	10014605
Strontium	TX	1160	10014605
Thallium	TX	1165	10014605
Tin	TX	1175	10014605
Titanium	TX	1180	10014605
Uranium	TX	3035	10014605
Vanadium	TX	1185	10014605
Zinc	TX	1190	10014605

Method EPA 245.2

Analyte	AB	Analyte ID	Method ID
Mercury	TX	1095	10037204

Method EPA 300.0

Analyte	AB	Analyte ID	Method ID
Bromide	TX	1540	10053006
Chloride	TX	1575	10053006
Fluoride	TX	1730	10053006
Nitrate as N	TX	1810	10053006
Nitrate-nitrite	TX	1820	10053006
Nitrite as N	TX	1840	10053006
Orthophosphate as P	TX	1870	10053006
Sulfate	TX	2000	10053006

Method EPA 310.1

Analyte	AB	Analyte ID	Method ID
Alkalinity as CaCO3	TX	1505	10054805

Method EPA 330.4

Analyte	AB	Analyte ID	Method ID
Total residual chlorine	TX	1940	10059208

Texas Commission on Environmental Quality

NELAP - Recognized Laboratory Fields of Accreditation

Certificate:	T104704210-11-5
Expiration Date:	3/31/2012
Issue Date:	4/1/2011

TestAmerica Laboratories, Inc. - Corpus Christi

1733 North Padre Island Drive
Corpus Christi, TX 78408-2329

These fields of accreditation supercedeall previous fields. The Texas Commission on Environmental Quality urges customers to verify the laboratory's current accreditation status for particular methods and analyses.

Matrix: ***Non-Potable Water***

Method EPA 335.1

Analyte	AB	Analyte ID	Method ID
Amenable cyanide	TX	1510	10060001

Method EPA 335.3

Analyte	AB	Analyte ID	Method ID
Total cyanide	TX	1645	10061004

Method EPA 335.4

Analyte	AB	Analyte ID	Method ID
Total cyanide	TX	1645	10061402

Method EPA 340.2

Analyte	AB	Analyte ID	Method ID
Fluoride	TX	1730	10062201

Method EPA 350.1

Analyte	AB	Analyte ID	Method ID
Ammonia as N	TX	1515	10063408

Method EPA 354.1

Analyte	AB	Analyte ID	Method ID
Nitrite as N	TX	1840	10068607

Method EPA 360.1

Analyte	AB	Analyte ID	Method ID
Oxygen, dissolved	TX	1880	10069008

Method EPA 365.3

Analyte	AB	Analyte ID	Method ID
Orthophosphate as P	TX	1870	10070801

Method EPA 376.2

Analyte	AB	Analyte ID	Method ID
Sulfide	TX	2005	10074609

Method EPA 377.1

Analyte	AB	Analyte ID	Method ID
Sulfite-SO3	TX	2015	10075000

Method EPA 405.1

Analyte	AB	Analyte ID	Method ID

Texas Commission on Environmental Quality

NELAP - Recognized Laboratory Fields of Accreditation

Certificate:	T104704210-11-5
Expiration Date:	3/31/2012
Issue Date:	4/1/2011

TestAmerica Laboratories, Inc. - Corpus Christi

1733 North Padre Island Drive
Corpus Christi, TX 78408-2329

These fields of accreditation supercedeall previous fields. The Texas Commission on Environmental Quality urges customers to verify the laboratory's current accreditation status for particular methods and analyses.

Matrix: *Non-Potable Water*

Biochemical oxygen demand (BOD)	TX	1530	10075602

Method EPA 415.1

Analyte	AB	Analyte ID	Method ID
Total Organic Carbon (TOC)	TX	2040	10078407

Method EPA 425.1

Analyte	AB	Analyte ID	Method ID
Surfactants - MBAS	TX	2025	10080601

Method EPA 6010

Analyte	AB	Analyte ID	Method ID
Aluminum	TX	1000	10155609
Antimony	TX	1005	10155609
Arsenic	TX	1010	10155609
Barium	TX	1015	10155609
Beryllium	TX	1020	10155609
Boron	TX	1025	10155609
Cadmium	TX	1030	10155609
Calcium	TX	1035	10155609
Chromium	TX	1040	10155609
Cobalt	TX	1050	10155609
Copper	TX	1055	10155609
Iron	TX	1070	10155609
Lead	TX	1075	10155609
Lithium	TX	1080	10155609
Magnesium	TX	1085	10155609
Manganese	TX	1090	10155609
Molybdenum	TX	1100	10155609
Nickel	TX	1105	10155609
Phosphorus	TX	1910	10155609
Potassium	TX	1125	10155609
Selenium	TX	1140	10155609
Silica-dissolved	TX	1995	10155609

Texas Commission on Environmental Quality

NELAP - Recognized Laboratory Fields of Accreditation

Certificate:	T104704210-11-5
Expiration Date:	3/31/2012
Issue Date:	4/1/2011

TestAmerica Laboratories, Inc. - Corpus Christi

1733 North Padre Island Drive
Corpus Christi, TX 78408-2329

These fields of accreditation supercedeall previous fields. The Texas Commission on Environmental Quality urges customers to verify the laboratory's current accreditation status for particular methods and analyses.

Matrix: ***Non-Potable Water***

Silver	TX	1150	10155609
Sodium	TX	1155	10155609
Strontium	TX	1160	10155609
Thallium	TX	1165	10155609
Tin	TX	1175	10155609
Titanium	TX	1180	10155609
Vanadium	TX	1185	10155609
Zinc	TX	1190	10155609

Method EPA 602

Analyte	AB	Analyte ID	Method ID
Benzene	TX	4375	10102202
Ethylbenzene	TX	4765	10102202
m+p-xylene	TX	5240	10102202
Methyl tert-butyl ether (MTBE)	TX	5000	10102202
o-Xylene	TX	5250	10102202
Toluene	TX	5140	10102202
Xylene (total)	TX	5260	10102202

Method EPA 6020

Analyte	AB	Analyte ID	Method ID
Aluminum	TX	1000	10156204
Antimony	TX	1005	10156204
Arsenic	TX	1010	10156204
Barium	TX	1015	10156204
Beryllium	TX	1020	10156204
Boron	TX	1025	10156204
Cadmium	TX	1030	10156204
Calcium	TX	1035	10156204
Chromium	TX	1040	10156204
Cobalt	TX	1050	10156204
Copper	TX	1055	10156204
Iron	TX	1070	10156204

Texas Commission on Environmental Quality

NELAP - Recognized Laboratory Fields of Accreditation

Certificate:	T104704210-11-5
Expiration Date:	3/31/2012
Issue Date:	4/1/2011

TestAmerica Laboratories, Inc. - Corpus Christi

1733 North Padre Island Drive
Corpus Christi, TX 78408-2329

These fields of accreditation supercedeall previous fields. The Texas Commission on Environmental Quality urges customers to verify the laboratory's current accreditation status for particular methods and analyses.

Matrix: ***Non-Potable Water***

Lead	TX	1075	10156204
Lithium	TX	1080	10156204
Magnesium	TX	1085	10156204
Manganese	TX	1090	10156204
Molybdenum	TX	1100	10156204
Nickel	TX	1105	10156204
Potassium	TX	1125	10156204
Selenium	TX	1140	10156204
Silver	TX	1150	10156204
Sodium	TX	1155	10156204
Strontium	TX	1160	10156204
Thallium	TX	1165	10156204
Tin	TX	1175	10156204
Titanium	TX	1180	10156204
Vanadium	TX	1185	10156204
Zinc	TX	1190	10156204

Method EPA 608

Analyte	AB	Analyte ID	Method ID
4,4'-DDD	TX	7355	10103603
4,4'-DDE	TX	7360	10103603
4,4'-DDT	TX	7365	10103603
Aldrin	TX	7025	10103603
alpha-BHC (alpha-Hexachlorocyclohexane)	TX	7110	10103603
alpha-Chlordane	TX	7240	10103603
Aroclor-1016 (PCB-1016)	TX	8880	10103603
Aroclor-1221 (PCB-1221)	TX	8885	10103603
Aroclor-1232 (PCB-1232)	TX	8890	10103603
Aroclor-1242 (PCB-1242)	TX	8895	10103603
Aroclor-1248 (PCB-1248)	TX	8900	10103603
Aroclor-1254 (PCB-1254)	TX	8905	10103603

Texas Commission on Environmental Quality

NELAP - Recognized Laboratory Fields of Accreditation

Certificate:	**T104704210-11-5**
Expiration Date:	**3/31/2012**
Issue Date:	**4/1/2011**

TestAmerica Laboratories, Inc. - Corpus Christi

1733 North Padre Island Drive
Corpus Christi, TX 78408-2329

These fields of accreditation supercedeall previous fields. The Texas Commission on Environmental Quality urges customers to verify the laboratory's current accreditation status for particular methods and analyses.

Matrix: ***Non-Potable Water***

Aroclor-1260 (PCB-1260)	TX	8910	10103603
beta-BHC (beta-Hexachlorocyclohexane)	TX	7115	10103603
Chlordane (tech.)	TX	7250	10103603
delta-BHC (delta-Hexachlorocyclohexane)	TX	7105	10103603
Dieldrin	TX	7470	10103603
Endosulfan I	TX	7510	10103603
Endosulfan II	TX	7515	10103603
Endosulfan sulfate	TX	7520	10103603
Endrin	TX	7540	10103603
Endrin aldehyde	TX	7530	10103603
Endrin ketone	TX	7535	10103603
gamma-BHC (Lindane, gamma-Hexachlorocyclohexane)	TX	7120	10103603
gamma-Chlordane	TX	7245	10103603
Heptachlor	TX	7685	10103603
Heptachlor epoxide	TX	7690	10103603
Methoxychlor	TX	7810	10103603
Toxaphene (Chlorinated camphene)	TX	8250	10103603

Method EPA 624

Analyte	**AB**	**Analyte ID**	**Method ID**
1,1,1-Trichloroethane	TX	5160	10107207
1,1,2,2-Tetrachloroethane	TX	5110	10107207
1,1,2-Trichloroethane	TX	5165	10107207
1,1-Dichloroethane	TX	4630	10107207
1,1-Dichloroethylene	TX	4640	10107207
1,2-Dibromoethane (EDB, Ethylene dibromide)	TX	4585	10107207
1,2-Dichlorobenzene	TX	4610	10107207
1,2-Dichloroethane (Ethylene dichloride)	TX	4635	10107207
1,2-Dichloropropane	TX	4655	10107207
1,3-Dichlorobenzene	TX	4615	10107207
1,4-Dichlorobenzene	TX	4620	10107207

Texas Commission on Environmental Quality

NELAP - Recognized Laboratory Fields of Accreditation

Certificate:	T104704210-11-5
Expiration Date:	3/31/2012
Issue Date:	4/1/2011

TestAmerica Laboratories, Inc. - Corpus Christi

1733 North Padre Island Drive
Corpus Christi, TX 78408-2329

These fields of accreditation supercedeall previous fields. The Texas Commission on Environmental Quality urges customers to verify the laboratory's current accreditation status for particular methods and analyses.

Matrix: *Non-Potable Water*

2-Butanone (Methyl ethyl ketone, MEK)	TX	4410	10107207
2-Chloroethyl vinyl ether	TX	4500	10107207
Acetone (2-Propanone)	TX	4315	10107207
Acrolein (Propenal)	TX	4325	10107207
Acrylonitrile	TX	4340	10107207
Benzene	TX	4375	10107207
Bromodichloromethane	TX	4395	10107207
Bromoform	TX	4400	10107207
Carbon tetrachloride	TX	4455	10107207
Chlorobenzene	TX	4475	10107207
Chlorodibromomethane	TX	4575	10107207
Chloroethane (Ethyl chloride)	TX	4485	10107207
Chloroform	TX	4505	10107207
cis-1,2-Dichloroethylene	TX	4645	10107207
cis-1,3-Dichloropropene	TX	4680	10107207
Ethylbenzene	TX	4765	10107207
m+p-xylene	TX	5240	10107207
Methyl bromide (Bromomethane)	TX	4950	10107207
Methyl chloride (Chloromethane)	TX	4960	10107207
Methyl tert-butyl ether (MTBE)	TX	5000	10107207
Methylene chloride (Dichloromethane)	TX	4975	10107207
Naphthalene	TX	5005	10107207
o-Xylene	TX	5250	10107207
Tetrachloroethylene (Perchloroethylene)	TX	5115	10107207
Toluene	TX	5140	10107207
Total trihalomethanes	TX	5205	10107207
trans-1,2-Dichloroethylene	TX	4700	10107207
trans-1,3-Dichloropropylene	TX	4685	10107207
Trichloroethene (Trichloroethylene)	TX	5170	10107207
Trichlorofluoromethane (Fluorotrichloromethane, Freon 11)	TX	5175	10107207

Texas Commission on Environmental Quality

NELAP - Recognized Laboratory Fields of Accreditation

Certificate:	T104704210-11-5
Expiration Date:	3/31/2012
Issue Date:	4/1/2011

TestAmerica Laboratories, Inc. - Corpus Christi

1733 North Padre Island Drive
Corpus Christi, TX 78408-2329

These fields of accreditation supercedeall previous fields. The Texas Commission on Environmental Quality urges customers to verify the laboratory's current accreditation status for particular methods and analyses.

Matrix: ***Non-Potable Water***

Vinyl chloride	TX	5235	10107207
Xylene (total)	TX	5260	10107207

Method EPA 625

Analyte	AB	Analyte ID	Method ID
1,2,4,5-Tetrachlorobenzene	TX	6715	10107401
1,2,4-Trichlorobenzene	TX	5155	10107401
1,2-Dichlorobenzene	TX	4610	10107401
1,2-Diphenylhydrazine	TX	6220	10107401
1,3-Dichlorobenzene	TX	4615	10107401
1,4-Dichlorobenzene	TX	4620	10107401
2,3,4,6-Tetrachlorophenol	TX	6735	10107401
2,4,5-Trichlorophenol	TX	6835	10107401
2,4,6-Trichlorophenol	TX	6840	10107401
2,4-Dichlorophenol	TX	6000	10107401
2,4-Dimethylphenol	TX	6130	10107401
2,4-Dinitrophenol	TX	6175	10107401
2,4-Dinitrotoluene (2,4-DNT)	TX	6185	10107401
2,6-Dinitrotoluene (2,6-DNT)	TX	6190	10107401
2-Chloronaphthalene	TX	5795	10107401
2-Chlorophenol	TX	5800	10107401
2-Methyl-4,6-dinitrophenol	TX	6360	10107401
2-Methylphenol (o-Cresol)	TX	6400	10107401
2-Nitrophenol	TX	6490	10107401
3,3'-Dichlorobenzidine	TX	5945	10107401
4-Bromophenyl phenyl ether	TX	5660	10107401
4-Chloro-3-methylphenol	TX	5700	10107401
4-Chlorophenyl phenylether	TX	5825	10107401
4-Methylphenol (p-Cresol)	TX	6410	10107401
4-Nitrophenol	TX	6500	10107401
Acenaphthene	TX	5500	10107401

Texas Commission on Environmental Quality

NELAP - Recognized Laboratory Fields of Accreditation

Certificate:	T104704210-11-5
Expiration Date:	3/31/2012
Issue Date:	4/1/2011

TestAmerica Laboratories, Inc. - Corpus Christi

1733 North Padre Island Drive
Corpus Christi, TX 78408-2329

These fields of accreditation supercedeall previous fields. The Texas Commission on Environmental Quality urges customers to verify the laboratory's current accreditation status for particular methods and analyses.

Matrix: *Non-Potable Water*

Acenaphthylene	TX	5505	10107401
Anthracene	TX	5555	10107401
Benzidine	TX	5595	10107401
Benzo(a)anthracene	TX	5575	10107401
Benzo(a)pyrene	TX	5580	10107401
Benzo(b)fluoranthene	TX	5585	10107401
Benzo(g,h,i)perylene	TX	5590	10107401
Benzo(k)fluoranthene	TX	5600	10107401
bis(2-Chloroethoxy)methane	TX	5760	10107401
bis(2-Chloroethyl) ether	TX	5765	10107401
bis(2-Chloroisopropyl) ether	TX	5780	10107401
bis(2-Ethylhexyl) phthalate (DEHP)	TX	6255	10107401
Butyl benzyl phthalate	TX	5670	10107401
Chrysene	TX	5855	10107401
Dibenz(a,h) anthracene	TX	5895	10107401
Diethyl phthalate	TX	6070	10107401
Dimethyl phthalate	TX	6135	10107401
Di-n-butyl phthalate	TX	5925	10107401
Di-n-octyl phthalate	TX	6200	10107401
Fluoranthene	TX	6265	10107401
Fluorene	TX	6270	10107401
Hexachlorobenzene	TX	6275	10107401
Hexachlorobutadiene	TX	4835	10107401
Hexachlorocyclopentadiene	TX	6285	10107401
Hexachloroethane	TX	4840	10107401
Indeno(1,2,3-cd) pyrene	TX	6315	10107401
Isophorone	TX	6320	10107401
Naphthalene	TX	5005	10107401
Nitrobenzene	TX	5015	10107401
n-Nitrosodiethylamine	TX	6525	10107401

Texas Commission on Environmental Quality

NELAP - Recognized Laboratory Fields of Accreditation

Certificate:	T104704210-11-5
Expiration Date:	3/31/2012
Issue Date:	4/1/2011

TestAmerica Laboratories, Inc. - Corpus Christi

1733 North Padre Island Drive
Corpus Christi, TX 78408-2329

These fields of accreditation supercedeall previous fields. The Texas Commission on Environmental Quality urges customers to verify the laboratory's current accreditation status for particular methods and analyses.

Matrix: ***Non-Potable Water***

n-Nitrosodimethylamine	TX	6530	10107401
n-Nitroso-di-n-butylamine	TX	5025	10107401
n-Nitrosodi-n-propylamine	TX	6545	10107401
n-Nitrosodiphenylamine	TX	6535	10107401
Pentachlorobenzene	TX	6590	10107401
Pentachlorophenol	TX	6605	10107401
Phenanthrene	TX	6615	10107401
Phenol	TX	6625	10107401
Pyrene	TX	6665	10107401
Pyridine	TX	5095	10107401

Method EPA 7196

Analyte	AB	Analyte ID	Method ID
Chromium VI	TX	1045	10162400

Method EPA 7470

Analyte	AB	Analyte ID	Method ID
Mercury	TX	1095	10165807

Method EPA 7471

Analyte	AB	Analyte ID	Method ID
Mercury	TX	1095	10166208

Method EPA 8015

Analyte	AB	Analyte ID	Method ID
Diesel range organics (DRO)	TX	9369	10305609
Gasoline range organics (GRO)	TX	9408	10305609

Method EPA 8021

Analyte	AB	Analyte ID	Method ID
Benzene	TX	4375	10174808
Ethylbenzene	TX	4765	10174808
m+p-xylene	TX	5240	10174808
Methyl tert-butyl ether (MTBE)	TX	5000	10174808
o-Xylene	TX	5250	10174808
Styrene	TX	5100	10174400

Texas Commission on Environmental Quality

NELAP - Recognized Laboratory Fields of Accreditation

Certificate:	T104704210-11-5
Expiration Date:	3/31/2012
Issue Date:	4/1/2011

TestAmerica Laboratories, Inc. - Corpus Christi

1733 North Padre Island Drive
Corpus Christi, TX 78408-2329

These fields of accreditation supercedeall previous fields. The Texas Commission on Environmental Quality urges customers to verify the laboratory's current accreditation status for particular methods and analyses.

Matrix: ***Non-Potable Water***

Toluene	TX	5140	10174808
Xylene (total)	TX	5260	10174808

Method EPA 8081

Analyte	AB	Analyte ID	Method ID
4,4'-DDD	TX	7355	10178606
4,4'-DDE	TX	7360	10178606
4,4'-DDT	TX	7365	10178606
Aldrin	TX	7025	10178606
alpha-BHC (alpha-Hexachlorocyclohexane)	TX	7110	10178606
alpha-Chlordane	TX	7240	10178606
beta-BHC (beta-Hexachlorocyclohexane)	TX	7115	10178606
Chlordane (tech.)	TX	7250	10178606
delta-BHC (delta-Hexachlorocyclohexane)	TX	7105	10178606
Dieldrin	TX	7470	10178606
Endosulfan I	TX	7510	10178606
Endosulfan II	TX	7515	10178606
Endosulfan sulfate	TX	7520	10178606
Endrin	TX	7540	10178606
Endrin aldehyde	TX	7530	10178606
Endrin ketone	TX	7535	10178606
gamma-BHC (Lindane, gamma-Hexachlorocyclohexane)	TX	7120	10178606
gamma-Chlordane	TX	7245	10178606
Heptachlor	TX	7685	10178606
Heptachlor epoxide	TX	7690	10178606
Methoxychlor	TX	7810	10178606
Toxaphene (Chlorinated camphene)	TX	8250	10178606

Method EPA 8082

Analyte	AB	Analyte ID	Method ID
Aroclor-1016 (PCB-1016)	TX	8880	10179007
Aroclor-1221 (PCB-1221)	TX	8885	10179007
Aroclor-1232 (PCB-1232)	TX	8890	10179007

Texas Commission on Environmental Quality

NELAP - Recognized Laboratory Fields of Accreditation

Certificate:	T104704210-11-5
Expiration Date:	3/31/2012
Issue Date:	4/1/2011

TestAmerica Laboratories, Inc. - Corpus Christi

1733 North Padre Island Drive
Corpus Christi, TX 78408-2329

These fields of accreditation supercedeall previous fields. The Texas Commission on Environmental Quality urges customers to verify the laboratory's current accreditation status for particular methods and analyses.

Matrix: ***Non-Potable Water***

Aroclor-1242 (PCB-1242)	TX	8895	10179007
Aroclor-1248 (PCB-1248)	TX	8900	10179007
Aroclor-1254 (PCB-1254)	TX	8905	10179007
Aroclor-1260 (PCB-1260)	TX	8910	10179007

Method EPA 8260

Analyte	AB	Analyte ID	Method ID
1,1,1,2-Tetrachloroethane	TX	5105	10184802
1,1,1-Trichloroethane	TX	5160	10184802
1,1,2,2-Tetrachloroethane	TX	5110	10184802
1,1,2-Trichloroethane	TX	5165	10184802
1,1-Dichloroethane	TX	4630	10184802
1,1-Dichloroethylene	TX	4640	10184802
1,1-Dichloropropene	TX	4670	10184802
1,2,3-Trichlorobenzene	TX	5150	10184802
1,2,3-Trichloropropane	TX	5180	10184802
1,2,4-Trichlorobenzene	TX	5155	10184802
1,2,4-Trimethylbenzene	TX	5210	10184802
1,2-Dibromo-3-chloropropane (DBCP)	TX	4570	10184802
1,2-Dibromoethane (EDB, Ethylene dibromide)	TX	4585	10184802
1,2-Dichlorobenzene	TX	4610	10184802
1,2-Dichloroethane (Ethylene dichloride)	TX	4635	10184802
1,2-Dichloropropane	TX	4655	10184802
1,3,5-Trimethylbenzene	TX	5215	10184802
1,3-Dichlorobenzene	TX	4615	10184802
1,3-Dichloropropane	TX	4660	10184802
1,4-Dichlorobenzene	TX	4620	10184802
1,4-Dioxane (1,4- Diethyleneoxide)	TX	4735	10184802
1-Chlorohexane	TX	4510	10184802
2,2-Dichloropropane	TX	4665	10184802
2-Butanone (Methyl ethyl ketone, MEK)	TX	4410	10184802

Texas Commission on Environmental Quality

NELAP - Recognized Laboratory Fields of Accreditation

Certificate:	T104704210-11-5
Expiration Date:	3/31/2012
Issue Date:	4/1/2011

TestAmerica Laboratories, Inc. - Corpus Christi

1733 North Padre Island Drive
Corpus Christi, TX 78408-2329

These fields of accreditation supercedeall previous fields. The Texas Commission on Environmental Quality urges customers to verify the laboratory's current accreditation status for particular methods and analyses.

Matrix: *Non-Potable Water*

2-Chloroethyl vinyl ether	TX	4500	10184802
2-Chlorotoluene	TX	4535	10184802
2-Hexanone	TX	4860	10184802
2-Nitropropane	TX	5020	10184802
4-Chlorotoluene	TX	4540	10184802
4-Isopropyltoluene	TX	4915	10184802
4-Methyl-2-pentanone (MIBK)	TX	4995	10184802
Acetone (2-Propanone)	TX	4315	10184802
Acetonitrile	TX	4320	10184802
Acrolein (Propenal)	TX	4325	10184802
Acrylonitrile	TX	4340	10184802
Allyl chloride (3-Chloropropene)	TX	4355	10184802
Benzene	TX	4375	10184802
Benzyl chloride	TX	5635	10184802
Bromobenzene	TX	4385	10184802
Bromochloromethane	TX	4390	10184802
Bromodichloromethane	TX	4395	10184802
Bromoform	TX	4400	10184802
Carbon disulfide	TX	4450	10184802
Carbon tetrachloride	TX	4455	10184802
Chlorobenzene	TX	4475	10184802
Chlorodibromomethane	TX	4575	10184802
Chloroethane (Ethyl chloride)	TX	4485	10184802
Chloroform	TX	4505	10184802
Chloroprene (2-Chloro-1,3-butadiene)	TX	4525	10184802
cis-1,2-Dichloroethylene	TX	4645	10184802
cis-1,3-Dichloropropene	TX	4680	10184802
cis-1,4-Dichloro-2-butene	TX	4600	10184802
Dibromofluoromethane	TX	4590	10184802
Dibromomethane	TX	4595	10184802

Texas Commission on Environmental Quality

NELAP - Recognized Laboratory Fields of Accreditation

	Certificate:	**T104704210-11-5**
TestAmerica Laboratories, Inc. - Corpus Christi	**Expiration Date:**	**3/31/2012**
1733 North Padre Island Drive **Corpus Christi, TX 78408-2329**	**Issue Date:**	**4/1/2011**

These fields of accreditation supercedeall previous fields. The Texas Commission on Environmental Quality urges customers to verify the laboratory's current accreditation status for particular methods and analyses.

Matrix: *Non-Potable Water*

Dichlorodifluoromethane	TX	4625	10184802
Diethyl ether	TX	4725	10184802
Ethyl acetate	TX	4755	10184802
Ethyl methacrylate	TX	4810	10184802
Ethylbenzene	TX	4765	10184802
Ethylene oxide	TX	4795	10184802
Hexachlorobutadiene	TX	4835	10184802
Iodomethane (Methyl iodide)	TX	4870	10184802
Isobutyl alcohol (2-Methyl-1-propanol)	TX	4875	10184802
Isopropylbenzene (Cumene)	TX	4900	10184802
m+p-xylene	TX	5240	10184802
Methacrylonitrile	TX	4925	10184802
Methyl bromide (Bromomethane)	TX	4950	10184802
Methyl chloride (Chloromethane)	TX	4960	10184802
Methyl methacrylate	TX	4990	10184802
Methyl tert-butyl ether (MTBE)	TX	5000	10184802
Methylene chloride (Dichloromethane)	TX	4975	10184802
Naphthalene	TX	5005	10184802
n-Butylbenzene	TX	4435	10184802
n-Propylbenzene	TX	5090	10184802
o-Xylene	TX	5250	10184802
Pentachloroethane	TX	5035	10184802
Propionitrile (Ethyl cyanide)	TX	5080	10184802
sec-Butylbenzene	TX	4440	10184802
Styrene	TX	5100	10184802
tert-Butylbenzene	TX	4445	10184802
Tetrachloroethylene (Perchloroethylene)	TX	5115	10184802
Toluene	TX	5140	10184802
Total trihalomethanes	TX	5205	10184802
trans-1,2-Dichloroethylene	TX	4700	10184802

Texas Commission on Environmental Quality

NELAP - Recognized Laboratory Fields of Accreditation

Certificate:	T104704210-11-5
Expiration Date:	3/31/2012
Issue Date:	4/1/2011

TestAmerica Laboratories, Inc. - Corpus Christi

1733 North Padre Island Drive
Corpus Christi, TX 78408-2329

These fields of accreditation supercedeall previous fields. The Texas Commission on Environmental Quality urges customers to verify the laboratory's current accreditation status for particular methods and analyses.

Matrix: ***Non-Potable Water***

trans-1,3-Dichloropropylene	TX	4685	10184802
trans-1,4-Dichloro-2-butene	TX	4605	10184802
Trichloroethene (Trichloroethylene)	TX	5170	10184802
Trichlorofluoromethane (Fluorotrichloromethane, Freon 11)	TX	5175	10184802
Trichlorotrifluoroethane	TX	5185	10184802
Vinyl acetate	TX	5225	10184802
Vinyl chloride	TX	5235	10184802
Xylene (total)	TX	5260	10184802

Method EPA 8270

Analyte	AB	Analyte ID	Method ID
1,2,4,5-Tetrachlorobenzene	TX	6715	10185805
1,2,4-Trichlorobenzene	TX	5155	10185805
1,2-Dichlorobenzene	TX	4610	10185805
1,2-Diphenylhydrazine	TX	6220	10185805
1,3-Dichlorobenzene	TX	4615	10185805
1,4-Dichlorobenzene	TX	4620	10185805
2,3,4,6-Tetrachlorophenol	TX	6735	10185805
2,4,5-Trichlorophenol	TX	6835	10185805
2,4,6-Trichlorophenol	TX	6840	10185805
2,4-Dichlorophenol	TX	6000	10185805
2,4-Dimethylphenol	TX	6130	10185805
2,4-Dinitrophenol	TX	6175	10185805
2,4-Dinitrotoluene (2,4-DNT)	TX	6185	10185805
2,6-Dichlorophenol	TX	6005	10185805
2,6-Dinitrotoluene (2,6-DNT)	TX	6190	10185805
2-Chloronaphthalene	TX	5795	10185805
2-Chlorophenol	TX	5800	10185805
2-Methyl-4,6-dinitrophenol	TX	6360	10185805
2-Methylnaphthalene	TX	6385	10185805
2-Methylphenol (o-Cresol)	TX	6400	10185805

Texas Commission on Environmental Quality

NELAP - Recognized Laboratory Fields of Accreditation

Certificate:	T104704210-11-5
Expiration Date:	3/31/2012
Issue Date:	4/1/2011

TestAmerica Laboratories, Inc. - Corpus Christi

1733 North Padre Island Drive
Corpus Christi, TX 78408-2329

These fields of accreditation supercedeall previous fields. The Texas Commission on Environmental Quality urges customers to verify the laboratory's current accreditation status for particular methods and analyses.

Matrix: *Non-Potable Water*

2-Nitroaniline	TX	6460	10185805
2-Nitrophenol	TX	6490	10185805
3,3'-Dichlorobenzidine	TX	5945	10185805
3-Methylcholanthrene	TX	6355	10185805
3-Methylphenol (m-Cresol)	TX	6405	10185805
3-Nitroaniline	TX	6465	10185805
4-Bromophenyl phenyl ether	TX	5660	10185805
4-Chloro-3-methylphenol	TX	5700	10185805
4-Chloroaniline	TX	5745	10185805
4-Chlorophenyl phenylether	TX	5825	10185805
4-Methylphenol (p-Cresol)	TX	6410	10185805
4-Nitroaniline	TX	6470	10185805
4-Nitrophenol	TX	6500	10185805
7,12-Dimethylbenz(a) anthracene	TX	6115	10185805
Acenaphthene	TX	5500	10185805
Acenaphthylene	TX	5505	10185805
Acetophenone	TX	5510	10185805
Aniline	TX	5545	10185805
Anthracene	TX	5555	10185805
Azobenzene	TX	5562	10185805
Benzidine	TX	5595	10185805
Benzo(a)anthracene	TX	5575	10185805
Benzo(a)pyrene	TX	5580	10185805
Benzo(b)fluoranthene	TX	5585	10185805
Benzo(g,h,i)perylene	TX	5590	10185805
Benzo(k)fluoranthene	TX	5600	10185805
Benzoic acid	TX	5610	10185805
Benzyl alcohol	TX	5630	10185805
Biphenyl	TX	5640	10185805
bis(2-Chloroethoxy)methane	TX	5760	10185805

Texas Commission on Environmental Quality

NELAP - Recognized Laboratory Fields of Accreditation

Certificate:	T104704210-11-5
Expiration Date:	3/31/2012
Issue Date:	4/1/2011

TestAmerica Laboratories, Inc. - Corpus Christi

1733 North Padre Island Drive
Corpus Christi, TX 78408-2329

These fields of accreditation supercedeall previous fields. The Texas Commission on Environmental Quality urges customers to verify the laboratory's current accreditation status for particular methods and analyses.

Matrix: *Non-Potable Water*

bis(2-Chloroethyl) ether	TX	5765	10185805
bis(2-Chloroisopropyl) ether	TX	5780	10185805
bis(2-Ethylhexyl) phthalate (DEHP)	TX	6255	10185805
Butyl benzyl phthalate	TX	5670	10185805
Carbazole	TX	5680	10185805
Chrysene	TX	5855	10185805
Dibenz(a, j) acridine	TX	5900	10185805
Dibenz(a,h) anthracene	TX	5895	10185805
Dibenzo(a,e) pyrene	TX	5890	10185805
Dibenzofuran	TX	5905	10185805
Diethyl phthalate	TX	6070	10185805
Dimethyl phthalate	TX	6135	10185805
Di-n-butyl phthalate	TX	5925	10185805
Di-n-octyl phthalate	TX	6200	10185805
Diphenylamine	TX	6205	10185805
Fluoranthene	TX	6265	10185805
Fluorene	TX	6270	10185805
Hexachlorobenzene	TX	6275	10185805
Hexachlorobutadiene	TX	4835	10185805
Hexachlorocyclopentadiene	TX	6285	10185805
Hexachloroethane	TX	4840	10185805
Hexachloropropene	TX	6295	10185805
Indeno(1,2,3-cd) pyrene	TX	6315	10185805
Isophorone	TX	6320	10185805
Naphthalene	TX	5005	10185805
Nitrobenzene	TX	5015	10185805
n-Nitrosodiethylamine	TX	6525	10185805
n-Nitrosodimethylamine	TX	6530	10185805
n-Nitroso-di-n-butylamine	TX	5025	10185805
n-Nitrosodi-n-propylamine	TX	6545	10185805

Texas Commission on Environmental Quality

NELAP - Recognized Laboratory Fields of Accreditation

Certificate:	T104704210-11-5
Expiration Date:	3/31/2012
Issue Date:	4/1/2011

TestAmerica Laboratories, Inc. - Corpus Christi

1733 North Padre Island Drive
Corpus Christi, TX 78408-2329

These fields of accreditation supercedeall previous fields. The Texas Commission on Environmental Quality urges customers to verify the laboratory's current accreditation status for particular methods and analyses.

Matrix: *Non-Potable Water*

n-Nitrosodiphenylamine	TX	6535	10185805
o-Toluidine	TX	5145	10185805
Pentachlorobenzene	TX	6590	10185805
Pentachloronitrobenzene	TX	6600	10185805
Pentachlorophenol	TX	6605	10185805
Phenanthrene	TX	6615	10185805
Phenol	TX	6625	10185805
Pyrene	TX	6665	10185805
Pyridine	TX	5095	10185805
Quinoline	TX	6670	10185805
Thiophenol (Benzenethiol)	TX	6750	10185805

Method EPA 9012

Analyte	AB	Analyte ID	Method ID
Amenable cyanide	TX	1510	10193405
Total Cyanide	TX	1635	10193405

Method EPA 9031

Analyte	AB	Analyte ID	Method ID
Purgeable sulfides	TX	1920	10195809

Method EPA 9040

Analyte	AB	Analyte ID	Method ID
pH	TX	1900	10197203

Method EPA 9050

Analyte	AB	Analyte ID	Method ID
Conductivity	TX	1610	10198808

Method EPA 9056

Analyte	AB	Analyte ID	Method ID
Bromide	TX	1540	10199209
Chloride	TX	1575	10199209
Fluoride	TX	1730	10199209
Nitrate as N	TX	1810	10199209
Nitrate-nitrite	TX	1820	10199209

Texas Commission on Environmental Quality

NELAP - Recognized Laboratory Fields of Accreditation

	Certificate:	**T104704210-11-5**
TestAmerica Laboratories, Inc. - Corpus Christi	**Expiration Date:**	**3/31/2012**
1733 North Padre Island Drive **Corpus Christi, TX 78408-2329**	**Issue Date:**	**4/1/2011**

These fields of accreditation supercedeall previous fields. The Texas Commission on Environmental Quality urges customers to verify the laboratory's current accreditation status for particular methods and analyses.

Matrix: ***Non-Potable Water***

Nitrite as N	TX	1840	10199209
Orthophosphate as P	TX	1870	10199209
Sulfate	TX	2000	10199209

Method EPA 9060

Analyte	**AB**	**Analyte ID**	**Method ID**
Total Organic Carbon (TOC)	TX	2040	10200201

Method HACH 8000

Analyte	**AB**	**Analyte ID**	**Method ID**
Chemical oxygen demand (COD)	TX	1565	60003001

Method Idexx Laboratories Enterolert®

Analyte	**AB**	**Analyte ID**	**Method ID**
Enterococci	TX	2520	60030208

Method SM 2120 B

Analyte	**AB**	**Analyte ID**	**Method ID**
Color	TX	1605	20001803

Method SM 2130 B

Analyte	**AB**	**Analyte ID**	**Method ID**
Turbidity	TX	2055	20002408

Method SM 2320 B

Analyte	**AB**	**Analyte ID**	**Method ID**
Alkalinity as CaCO3	TX	1505	20003003

Method SM 2340 B

Analyte	**AB**	**Analyte ID**	**Method ID**
Total hardness as CaCO3	TX	1755	20003401

Method SM 2510 B

Analyte	**AB**	**Analyte ID**	**Method ID**
Conductivity	TX	1610	20003809

Method SM 2540 B

Analyte	**AB**	**Analyte ID**	**Method ID**
Residue-total	TX	1950	20004608

Method SM 2540 C

Analyte	**AB**	**Analyte ID**	**Method ID**

Texas Commission on Environmental Quality

NELAP - Recognized Laboratory Fields of Accreditation

Certificate:	T104704210-11-5
Expiration Date:	3/31/2012
Issue Date:	4/1/2011

TestAmerica Laboratories, Inc. - Corpus Christi

1733 North Padre Island Drive
Corpus Christi, TX 78408-2329

These fields of accreditation supercedeall previous fields. The Texas Commission on Environmental Quality urges customers to verify the laboratory's current accreditation status for particular methods and analyses.

Matrix: *Non-Potable Water*

Residue-filterable (TDS)	TX	1955	20004404

Method SM 2540 D

Analyte	AB	Analyte ID	Method ID
Residue-nonfilterable (TSS)	TX	1960	20004802

Method SM 3500-Cr B

Analyte	AB	Analyte ID	Method ID
Chromium VI	TX	1045	20065809

Method SM 4500-Cl F

Analyte	AB	Analyte ID	Method ID
Total residual chlorine	TX	1940	20015003

Method SM 4500-CN^- E

Analyte	AB	Analyte ID	Method ID
Total Cyanide	TX	1635	20021209

Method SM 4500-CN^- G

Analyte	AB	Analyte ID	Method ID
Amenable cyanide	TX	1510	20021607

Method SM 4500-F^- C

Analyte	AB	Analyte ID	Method ID
Fluoride	TX	1730	20012800

Method SM 4500-H+ B

Analyte	AB	Analyte ID	Method ID
pH	TX	1900	20016404

Method SM 4500-NH3 B

Analyte	AB	Analyte ID	Method ID
Ammonia as N	TX	1515	20022804

Method SM 4500-NH3 G

Analyte	AB	Analyte ID	Method ID
Ammonia as N	TX	1515	20023205

Method SM 4500-$NO2^-$ B

Analyte	AB	Analyte ID	Method ID
Nitrite as N	TX	1840	20024004

Texas Commission on Environmental Quality

NELAP - Recognized Laboratory Fields of Accreditation

Certificate:	T104704210-11-5
Expiration Date:	3/31/2012
Issue Date:	4/1/2011

TestAmerica Laboratories, Inc. - Corpus Christi

1733 North Padre Island Drive
Corpus Christi, TX 78408-2329

These fields of accreditation supercedeall previous fields. The Texas Commission on Environmental Quality urges customers to verify the laboratory's current accreditation status for particular methods and analyses.

Matrix: ***Non-Potable Water***

Method SM 4500-O G

Analyte	AB	Analyte ID	Method ID
Oxygen, dissolved	TX	1880	20025405

Method SM 4500-S2¯ D

Analyte	AB	Analyte ID	Method ID
Sulfide	TX	2005	20125400

Method SM 4500-SO3 B

Analyte	AB	Analyte ID	Method ID
Sulfite-SO3	TX	2015	20026806

Method SM 5210 B

Analyte	AB	Analyte ID	Method ID
Biochemical oxygen demand (BOD)	TX	1530	20027401
Carbonaceous BOD, CBOD	TX	1555	20027401

Method SM 5310 B

Analyte	AB	Analyte ID	Method ID
Total Organic Carbon (TOC)	TX	2040	20028006

Method SM 5540 C

Analyte	AB	Analyte ID	Method ID
Surfactants - MBAS	TX	2025	20029009

Method SM 9222 B

Analyte	AB	Analyte ID	Method ID
Total coliforms (P/A)	TX	2500	20036800

Method SM 9222 D

Analyte	AB	Analyte ID	Method ID
Fecal coliforms (enumeration)	TX	2530	20037405

Method TCEQ 1005

Analyte	AB	Analyte ID	Method ID
Total Petroleum Hydrocarbons (TPH)	TX	2050	90019208

Texas Commission on Environmental Quality

NELAP - Recognized Laboratory Fields of Accreditation

Certificate:	T104704210-11-5
Expiration Date:	3/31/2012
Issue Date:	4/1/2011

TestAmerica Laboratories, Inc. - Corpus Christi

1733 North Padre Island Drive
Corpus Christi, TX 78408-2329

These fields of accreditation supercedeall previous fields. The Texas Commission on Environmental Quality urges customers to verify the laboratory's current accreditation status for particular methods and analyses.

Matrix: ***Solid & Chemical Materials***

Method EPA 1010

Analyte	AB	Analyte ID	Method ID
Ignitability	TX	1780	10116606

Method EPA 1110

Analyte	AB	Analyte ID	Method ID
Corrosivity	TX	1615	10118000

Method EPA 1311

Analyte	AB	Analyte ID	Method ID
TCLP	TX	849	10118806

Method EPA 1312

Analyte	AB	Analyte ID	Method ID
SPLP	TX	850	10119003

Method EPA 1664

Analyte	AB	Analyte ID	Method ID
n-Hexane Extractable Material (HEM) (O&G)	TX	1803	10127409

Method EPA 350.1

Analyte	AB	Analyte ID	Method ID
Ammonia as N	TX	1515	10063408

Method EPA 6010

Analyte	AB	Analyte ID	Method ID
Aluminum	TX	1000	10155609
Antimony	TX	1005	10155609
Arsenic	TX	1010	10155609
Barium	TX	1015	10155609
Beryllium	TX	1020	10155609
Boron	TX	1025	10155609
Cadmium	TX	1030	10155609
Calcium	TX	1035	10155609
Chromium	TX	1040	10155609
Cobalt	TX	1050	10155609
Copper	TX	1055	10155609

Texas Commission on Environmental Quality

NELAP - Recognized Laboratory Fields of Accreditation

Certificate:	T104704210-11-5
Expiration Date:	3/31/2012
Issue Date:	4/1/2011

TestAmerica Laboratories, Inc. - Corpus Christi

1733 North Padre Island Drive
Corpus Christi, TX 78408-2329

These fields of accreditation supercedeall previous fields. The Texas Commission on Environmental Quality urges customers to verify the laboratory's current accreditation status for particular methods and analyses.

Matrix: ***Solid & Chemical Materials***

Iron	TX	1070	10155609
Lead	TX	1075	10155609
Lithium	TX	1080	10155609
Magnesium	TX	1085	10155609
Manganese	TX	1090	10155609
Molybdenum	TX	1100	10155609
Nickel	TX	1105	10155609
Phosphorus	TX	1910	10155609
Potassium	TX	1125	10155609
Selenium	TX	1140	10155609
Silica as SiO2	TX	1990	10155609
Silver	TX	1150	10155609
Sodium	TX	1155	10155609
Thallium	TX	1165	10155609
Tin	TX	1175	10155609
Titanium	TX	1180	10155609
Vanadium	TX	1185	10155609
Zinc	TX	1190	10155609

Method EPA 6020

Analyte	AB	Analyte ID	Method ID
Aluminum	TX	1000	10156204
Antimony	TX	1005	10156204
Arsenic	TX	1010	10156204
Barium	TX	1015	10156204
Beryllium	TX	1020	10156204
Boron	TX	1025	10156204
Cadmium	TX	1030	10156204
Calcium	TX	1035	10156204
Chromium	TX	1040	10156204
Cobalt	TX	1050	10156204

Texas Commission on Environmental Quality

NELAP - Recognized Laboratory Fields of Accreditation

Certificate:	T104704210-11-5
Expiration Date:	3/31/2012
Issue Date:	4/1/2011

TestAmerica Laboratories, Inc. - Corpus Christi

1733 North Padre Island Drive
Corpus Christi, TX 78408-2329

These fields of accreditation supercedeall previous fields. The Texas Commission on Environmental Quality urges customers to verify the laboratory's current accreditation status for particular methods and analyses.

Matrix: ***Solid & Chemical Materials***

Copper	TX	1055	10156204
Iron	TX	1070	10156204
Lead	TX	1075	10156204
Lithium	TX	1080	10156204
Magnesium	TX	1085	10156204
Manganese	TX	1090	10156204
Molybdenum	TX	1100	10156204
Nickel	TX	1105	10156204
Potassium	TX	1125	10156204
Selenium	TX	1140	10156204
Silver	TX	1150	10156204
Sodium	TX	1155	10156204
Strontium	TX	1160	10156204
Thallium	TX	1165	10156204
Tin	TX	1175	10156204
Titanium	TX	1180	10156204
Vanadium	TX	1185	10156204
Zinc	TX	1190	10156204

Method EPA 7471

Analyte	**AB**	**Analyte ID**	**Method ID**
Mercury	TX	1095	10166208

Method EPA 8015

Analyte	**AB**	**Analyte ID**	**Method ID**
Diesel range organics (DRO)	TX	9369	10305609
Gasoline range organics (GRO)	TX	9408	10305609

Method EPA 8021

Analyte	**AB**	**Analyte ID**	**Method ID**
Benzene	TX	4375	10174808
Ethylbenzene	TX	4765	10174808
m+p-xylene	TX	5240	10174808
Methyl tert-butyl ether (MTBE)	TX	5000	10174808

Texas Commission on Environmental Quality

NELAP - Recognized Laboratory Fields of Accreditation

Certificate:	T104704210-11-5
Expiration Date:	3/31/2012
Issue Date:	4/1/2011

TestAmerica Laboratories, Inc. - Corpus Christi

1733 North Padre Island Drive
Corpus Christi, TX 78408-2329

These fields of accreditation supercedeall previous fields. The Texas Commission on Environmental Quality urges customers to verify the laboratory's current accreditation status for particular methods and analyses.

Matrix: ***Solid & Chemical Materials***

o-Xylene	TX	5250	10174808
Toluene	TX	5140	10174808
Xylene (total)	TX	5260	10174808

Method EPA 8081

Analyte	AB	Analyte ID	Method ID
4,4'-DDD	TX	7355	10178606
4,4'-DDE	TX	7360	10178606
4,4'-DDT	TX	7365	10178606
Aldrin	TX	7025	10178606
alpha-BHC (alpha-Hexachlorocyclohexane)	TX	7110	10178606
alpha-Chlordane	TX	7240	10178606
beta-BHC (beta-Hexachlorocyclohexane)	TX	7115	10178606
Chlordane (tech.)	TX	7250	10178606
DDD,Total	TX	10314	10178606
DDE,Total	TX	10315	10178606
DDT,Total	TX	10316	10178606
delta-BHC (delta-Hexachlorocyclohexane)	TX	7105	10178606
Dieldrin	TX	7470	10178606
Endosulfan I	TX	7510	10178606
Endosulfan II	TX	7515	10178606
Endosulfan sulfate	TX	7520	10178606
Endrin	TX	7540	10178606
Endrin aldehyde	TX	7530	10178606
Endrin ketone	TX	7535	10178606
gamma-BHC (Lindane, gamma-Hexachlorocyclohexane)	TX	7120	10178606
gamma-Chlordane	TX	7245	10178606
Heptachlor	TX	7685	10178606
Heptachlor epoxide	TX	7690	10178606
Methoxychlor	TX	7810	10178606
Toxaphene (Chlorinated camphene)	TX	8250	10178606

Texas Commission on Environmental Quality

NELAP - Recognized Laboratory Fields of Accreditation

Certificate:	T104704210-11-5
Expiration Date:	3/31/2012
Issue Date:	4/1/2011

TestAmerica Laboratories, Inc. - Corpus Christi

1733 North Padre Island Drive
Corpus Christi, TX 78408-2329

These fields of accreditation supercedeall previous fields. The Texas Commission on Environmental Quality urges customers to verify the laboratory's current accreditation status for particular methods and analyses.

Matrix: ***Solid & Chemical Materials***

Method EPA 8082

Analyte	AB	Analyte ID	Method ID
Aroclor-1016 (PCB-1016)	TX	8880	10179007
Aroclor-1221 (PCB-1221)	TX	8885	10179007
Aroclor-1232 (PCB-1232)	TX	8890	10179007
Aroclor-1242 (PCB-1242)	TX	8895	10179007
Aroclor-1248 (PCB-1248)	TX	8900	10179007
Aroclor-1254 (PCB-1254)	TX	8905	10179007
Aroclor-1260 (PCB-1260)	TX	8910	10179007

Method EPA 8260

Analyte	AB	Analyte ID	Method ID
1,1,1,2-Tetrachloroethane	TX	5105	10184802
1,1,1-Trichloroethane	TX	5160	10184802
1,1,2,2-Tetrachloroethane	TX	5110	10184802
1,1,2-Trichloroethane	TX	5165	10184802
1,1-Dichloroethane	TX	4630	10184802
1,1-Dichloroethylene	TX	4640	10184802
1,1-Dichloropropene	TX	4670	10184802
1,2,3-Trichlorobenzene	TX	5150	10184802
1,2,3-Trichloropropane	TX	5180	10184802
1,2,4-Trichlorobenzene	TX	5155	10184802
1,2,4-Trimethylbenzene	TX	5210	10184802
1,2-Dibromo-3-chloropropane (DBCP)	TX	4570	10184802
1,2-Dibromoethane (EDB, Ethylene dibromide)	TX	4585	10184802
1,2-Dichlorobenzene	TX	4610	10184802
1,2-Dichloroethane (Ethylene dichloride)	TX	4635	10184802
1,2-Dichloropropane	TX	4655	10184802
1,3,5-Trimethylbenzene	TX	5215	10184802
1,3-Dichlorobenzene	TX	4615	10184802
1,3-Dichloropropane	TX	4660	10184802
1,4-Dichlorobenzene	TX	4620	10184802

Texas Commission on Environmental Quality

NELAP - Recognized Laboratory Fields of Accreditation

Certificate:	T104704210-11-5
Expiration Date:	3/31/2012
Issue Date:	4/1/2011

TestAmerica Laboratories, Inc. - Corpus Christi

1733 North Padre Island Drive
Corpus Christi, TX 78408-2329

These fields of accreditation supercedeall previous fields. The Texas Commission on Environmental Quality urges customers to verify the laboratory's current accreditation status for particular methods and analyses.

Matrix: *Solid & Chemical Materials*

1,4-Dioxane (1,4- Diethyleneoxide)	TX	4735	10184802
1-Chlorohexane	TX	4510	10184802
2,2-Dichloropropane	TX	4665	10184802
2-Butanone (Methyl ethyl ketone, MEK)	TX	4410	10184802
2-Chloroethyl vinyl ether	TX	4500	10184802
2-Chlorotoluene	TX	4535	10184802
2-Hexanone	TX	4860	10184802
2-Nitropropane	TX	5020	10184802
4-Chlorotoluene	TX	4540	10184802
4-Isopropyltoluene	TX	4915	10184802
4-Methyl-2-pentanone (MIBK)	TX	4995	10184802
Acetone (2-Propanone)	TX	4315	10184802
Acetonitrile	TX	4320	10184802
Acrolein (Propenal)	TX	4325	10184802
Acrylonitrile	TX	4340	10184802
Allyl chloride (3-Chloropropene)	TX	4355	10184802
Benzene	TX	4375	10184802
Benzyl chloride	TX	5635	10184802
Bromobenzene	TX	4385	10184802
Bromochloromethane	TX	4390	10184802
Bromodichloromethane	TX	4395	10184802
Bromoform	TX	4400	10184802
Carbon disulfide	TX	4450	10184802
Carbon tetrachloride	TX	4455	10184802
Chlorobenzene	TX	4475	10184802
Chlorodibromomethane	TX	4575	10184802
Chloroethane (Ethyl chloride)	TX	4485	10184802
Chloroform	TX	4505	10184802
Chloroprene (2-Chloro-1,3-butadiene)	TX	4525	10184802
cis-1,2-Dichloroethylene	TX	4645	10184802

Texas Commission on Environmental Quality

NELAP - Recognized Laboratory Fields of Accreditation

	Certificate:	**T104704210-11-5**
TestAmerica Laboratories, Inc. - Corpus Christi	**Expiration Date:**	**3/31/2012**
1733 North Padre Island Drive **Corpus Christi, TX 78408-2329**	**Issue Date:**	**4/1/2011**

These fields of accreditation supercedeall previous fields. The Texas Commission on Environmental Quality urges customers to verify the laboratory's current accreditation status for particular methods and analyses.

Matrix: *Solid & Chemical Materials*

cis-1,3-Dichloropropene	TX	4680	10184802
cis-1,4-Dichloro-2-butene	TX	4600	10184802
Dibromofluoromethane	TX	4590	10184802
Dibromomethane	TX	4595	10184802
Dichlorodifluoromethane	TX	4625	10184802
Diethyl ether	TX	4725	10184802
Ethyl acetate	TX	4755	10184802
Ethyl methacrylate	TX	4810	10184802
Ethylbenzene	TX	4765	10184802
Ethylene oxide	TX	4795	10184802
Hexachlorobutadiene	TX	4835	10184802
Iodomethane (Methyl iodide)	TX	4870	10184802
Isobutyl alcohol (2-Methyl-1-propanol)	TX	4875	10184802
Isopropylbenzene (Cumene)	TX	4900	10184802
m+p-xylene	TX	5240	10184802
Methacrylonitrile	TX	4925	10184802
Methyl bromide (Bromomethane)	TX	4950	10184802
Methyl chloride (Chloromethane)	TX	4960	10184802
Methyl methacrylate	TX	4990	10184802
Methyl tert-butyl ether (MTBE)	TX	5000	10184802
Methylene chloride (Dichloromethane)	TX	4975	10184802
Naphthalene	TX	5005	10184802
n-Butylbenzene	TX	4435	10184802
n-Propylbenzene	TX	5090	10184802
o-Xylene	TX	5250	10184802
Pentachloroethane	TX	5035	10184802
Propionitrile (Ethyl cyanide)	TX	5080	10184802
sec-Butylbenzene	TX	4440	10184802
Styrene	TX	5100	10184802
tert-Butylbenzene	TX	4445	10184802

Texas Commission on Environmental Quality

NELAP - Recognized Laboratory Fields of Accreditation

Certificate:	T104704210-11-5
Expiration Date:	3/31/2012
Issue Date:	4/1/2011

TestAmerica Laboratories, Inc. - Corpus Christi

1733 North Padre Island Drive
Corpus Christi, TX 78408-2329

These fields of accreditation supercedeall previous fields. The Texas Commission on Environmental Quality urges customers to verify the laboratory's current accreditation status for particular methods and analyses.

Matrix: ***Solid & Chemical Materials***

Tetrachloroethylene (Perchloroethylene)	TX	5115	10184802
Toluene	TX	5140	10184802
trans-1,2-Dichloroethylene	TX	4700	10184802
trans-1,3-Dichloropropylene	TX	4685	10184802
trans-1,4-Dichloro-2-butene	TX	4605	10184802
Trichloroethene (Trichloroethylene)	TX	5170	10184802
Trichlorofluoromethane (Fluorotrichloromethane, Freon 11)	TX	5175	10184802
Trichlorotrifluoroethane	TX	5185	10184802
Vinyl acetate	TX	5225	10184802
Vinyl chloride	TX	5235	10184802
Xylene (total)	TX	5260	10184802

Method EPA 8270

Analyte	AB	Analyte ID	Method ID
1,2,4,5-Tetrachlorobenzene	TX	6715	10185805
1,2,4-Trichlorobenzene	TX	5155	10185805
1,2-Dichlorobenzene	TX	4610	10185805
1,2-Diphenylhydrazine	TX	6220	10185805
1,3-Dichlorobenzene	TX	4615	10185805
1,4-Dichlorobenzene	TX	4620	10185805
2,3,4,6-Tetrachlorophenol	TX	6735	10185805
2,4,5-Trichlorophenol	TX	6835	10185805
2,4,6-Trichlorophenol	TX	6840	10185805
2,4-Dichlorophenol	TX	6000	10185805
2,4-Dimethylphenol	TX	6130	10185805
2,4-Dinitrophenol	TX	6175	10185805
2,4-Dinitrotoluene (2,4-DNT)	TX	6185	10185805
2,6-Dichlorophenol	TX	6005	10185805
2,6-Dinitrotoluene (2,6-DNT)	TX	6190	10185805
2-Chloronaphthalene	TX	5795	10185805
2-Chlorophenol	TX	5800	10185805

Texas Commission on Environmental Quality

NELAP - Recognized Laboratory Fields of Accreditation

Certificate:	T104704210-11-5
Expiration Date:	3/31/2012
Issue Date:	4/1/2011

TestAmerica Laboratories, Inc. - Corpus Christi

1733 North Padre Island Drive
Corpus Christi, TX 78408-2329

These fields of accreditation supercedeall previous fields. The Texas Commission on Environmental Quality urges customers to verify the laboratory's current accreditation status for particular methods and analyses.

Matrix: *Solid & Chemical Materials*

2-Methyl-4,6-dinitrophenol	TX	6360	10185805
2-Methylnaphthalene	TX	6385	10185805
2-Methylphenol (o-Cresol)	TX	6400	10185805
2-Nitroaniline	TX	6460	10185805
2-Nitrophenol	TX	6490	10185805
3,3'-Dichlorobenzidine	TX	5945	10185805
3-Methylcholanthrene	TX	6355	10185805
3-Methylphenol (m-Cresol)	TX	6405	10185805
3-Nitroaniline	TX	6465	10185805
4-Bromophenyl phenyl ether	TX	5660	10185805
4-Chloro-3-methylphenol	TX	5700	10185805
4-Chloroaniline	TX	5745	10185805
4-Chlorophenyl phenylether	TX	5825	10185805
4-Methylphenol (p-Cresol)	TX	6410	10185805
4-Nitroaniline	TX	6470	10185805
4-Nitrophenol	TX	6500	10185805
7,12-Dimethylbenz(a) anthracene	TX	6115	10185805
Acenaphthene	TX	5500	10185805
Acenaphthylene	TX	5505	10185805
Acetophenone	TX	5510	10185805
Aniline	TX	5545	10185805
Anthracene	TX	5555	10185805
Azobenzene	TX	5562	10185805
Benzidine	TX	5595	10185805
Benzo(a)anthracene	TX	5575	10185805
Benzo(a)pyrene	TX	5580	10185805
Benzo(b)fluoranthene	TX	5585	10185805
Benzo(g,h,i)perylene	TX	5590	10185805
Benzo(k)fluoranthene	TX	5600	10185805
Benzoic acid	TX	5610	10185805

Texas Commission on Environmental Quality

NELAP - Recognized Laboratory Fields of Accreditation

Certificate:	T104704210-11-5
Expiration Date:	3/31/2012
Issue Date:	4/1/2011

TestAmerica Laboratories, Inc. - Corpus Christi

1733 North Padre Island Drive
Corpus Christi, TX 78408-2329

These fields of accreditation supercedeall previous fields. The Texas Commission on Environmental Quality urges customers to verify the laboratory's current accreditation status for particular methods and analyses.

Matrix: *Solid & Chemical Materials*

Benzyl alcohol	TX	5630	10185805
Biphenyl	TX	5640	10185805
bis(2-Chloroethoxy)methane	TX	5760	10185805
bis(2-Chloroethyl) ether	TX	5765	10185805
bis(2-Chloroisopropyl) ether	TX	5780	10185805
bis(2-Ethylhexyl) phthalate (DEHP)	TX	6255	10185805
Butyl benzyl phthalate	TX	5670	10185805
Carbazole	TX	5680	10185805
Chrysene	TX	5855	10185805
Dibenz(a, j) acridine	TX	5900	10185805
Dibenz(a,h) anthracene	TX	5895	10185805
Dibenzo(a,e) pyrene	TX	5890	10186002
Dibenzofuran	TX	5905	10185805
Diethyl phthalate	TX	6070	10185805
Dimethyl phthalate	TX	6135	10185805
Di-n-butyl phthalate	TX	5925	10185805
Di-n-octyl phthalate	TX	6200	10185805
Diphenylamine	TX	6205	10185805
Fluoranthene	TX	6265	10185805
Fluorene	TX	6270	10185805
Hexachlorobenzene	TX	6275	10185805
Hexachlorobutadiene	TX	4835	10185805
Hexachlorocyclopentadiene	TX	6285	10185805
Hexachloroethane	TX	4840	10185805
Hexachloropropene	TX	6295	10185805
Indeno(1,2,3-cd) pyrene	TX	6315	10185805
Isophorone	TX	6320	10185805
Naphthalene	TX	5005	10185805
Nitrobenzene	TX	5015	10185805
n-Nitrosodiethylamine	TX	6525	10185805

Texas Commission on Environmental Quality

NELAP - Recognized Laboratory Fields of Accreditation

Certificate:	T104704210-11-5
Expiration Date:	3/31/2012
Issue Date:	4/1/2011

TestAmerica Laboratories, Inc. - Corpus Christi

1733 North Padre Island Drive
Corpus Christi, TX 78408-2329

These fields of accreditation supercedeall previous fields. The Texas Commission on Environmental Quality urges customers to verify the laboratory's current accreditation status for particular methods and analyses.

Matrix: ***Solid & Chemical Materials***

n-Nitrosodimethylamine	TX	6530	10185805
n-Nitroso-di-n-butylamine	TX	5025	10185805
n-Nitrosodi-n-propylamine	TX	6545	10185805
n-Nitrosodiphenylamine	TX	6535	10185805
Pentachlorobenzene	TX	6590	10185805
Pentachlorophenol	TX	6605	10185805
Phenanthrene	TX	6615	10185805
Phenol	TX	6625	10185805
Pyrene	TX	6665	10185805
Pyridine	TX	5095	10185805
Quinoline	TX	6670	10185805
Thiophenol (Benzenethiol)	TX	6750	10185805

Method EPA 9034

Analyte	**AB**	**Analyte ID**	**Method ID**
Total sulfides	TX	2010	10196006

Method EPA 9040

Analyte	**AB**	**Analyte ID**	**Method ID**
pH	TX	1900	10197203

Method EPA 9045

Analyte	**AB**	**Analyte ID**	**Method ID**
Corrosivity	TX	1615	10198400
pH	TX	1900	10198400

Method EPA 9050

Analyte	**AB**	**Analyte ID**	**Method ID**
Conductivity	TX	1610	10198808

Method EPA 9056

Analyte	**AB**	**Analyte ID**	**Method ID**
Bromide	TX	1540	10199209
Chloride	TX	1575	10199209
Fluoride	TX	1730	10199209
Nitrate as N	TX	1810	10199209

Texas Commission on Environmental Quality

NELAP - Recognized Laboratory Fields of Accreditation

	Certificate:	**T104704210-11-5**
TestAmerica Laboratories, Inc. - Corpus Christi	**Expiration Date:**	**3/31/2012**
1733 North Padre Island Drive **Corpus Christi, TX 78408-2329**	**Issue Date:**	**4/1/2011**

These fields of accreditation supercedeall previous fields. The Texas Commission on Environmental Quality urges customers to verify the laboratory's current accreditation status for particular methods and analyses.

Matrix: *Solid & Chemical Materials*

Nitrate-nitrite	TX	1820	10199209
Nitrite as N	TX	1840	10199209
Orthophosphate as P	TX	1870	10199209
Sulfate	TX	2000	10199209

Method EPA 9095

Analyte	**AB**	**Analyte ID**	**Method ID**
Paint Filter Test	TX	10312	10204203

Method SM 2320 B

Analyte	**AB**	**Analyte ID**	**Method ID**
Alkalinity as CaCO3	TX	1505	20003003

Method SM 2510 B

Analyte	**AB**	**Analyte ID**	**Method ID**
Conductivity	TX	1610	20003809

Method SM 2540 G

Analyte	**AB**	**Analyte ID**	**Method ID**
Residue-total	TX	1950	20005203

Method SSA/ASA Part 3:34

Analyte	**AB**	**Analyte ID**	**Method ID**
Carbon, organic (Walkley-Black)	TX	10340	SSA/ASA Pt 3:34

Method TCEQ 1005

Analyte	**AB**	**Analyte ID**	**Method ID**
Total Petroleum Hydrocarbons (TPH)	TX	2050	90019208

ATTACHMENT B

LABORATORY DATA PACKAGES

May 04, 2011

Cheri Krieg
Geo Strata Environmental Consultants
4718 College Park
San Antonio, TX 78249

Order No: 1104182

TEL: (210) 492-2558
FAX: (210) 492-8935

RE: Hillcrest CEI

Dear Cheri Krieg:

DHL Analytical received 8 sample(s) on 4/27/2011 for the analyses presented in the following report.

There were no problems with the analyses and all data met requirements of NELAC except where noted in the Case Narrative. All non-NELAC methods will be identified accordingly in the case narrative and all estimated uncertainties of test results are within method or EPA specifications.

If you have any questions regarding these tests results, please feel free to call. Thank you for using DHL Analytical.

Sincerely,

John DuPont
General Manager

This report was performed under the accreditation of the State of Texas Laboratory Certification Number: T104704211-11-6

Table of Contents

Miscellaneous Documents 3

Case Narrative 14

Sample Summary 15

Prep Dates Report 16

Analytical Dates Report 17

Sample Results 18

Analytical QC Summary Report 34

MQL Summary Report 43

DHL ANALYTICAL
2300 Double Creek Dr. ■ Round Rock, TX 78664
Phone (512) 388-8222 ■ FAX (512) 388-8229
Web: www.dhlanalytical.com
E-Mail: login@dhlanalytical.com

№ 50184

CHAIN-OF-CUSTODY

CLIENT: GEO STRATA
ADDRESS: 4718 College Park, S.A. Tx 78249
PHONE: (210) 492-7282 FAX/E-MAIL:
DATA REPORTED TO: CHERI KRIEG
ADDITIONAL REPORT COPIES TO:

DATE: 4/26/11 PAGE 1 OF 1
PO #: Call for P.O. DHL WORK ORDER #: 1104182
PROJECT LOCATION OR NAME: Milkcrest Community Enviro. Investigation
CLENT PROJECT #: 760-SL4 COLLECTOR: R. Arredondo

Authorize 5% surcharge for TRRP Report? ☐ Yes ☐ No

S=SOIL W=WATER A=AIR L=LIQUID P=PAINT SL=SLUDGE O=OTHER SO=SOLID

Field Sample I.D.	DHL Lab #	Date	Time	Matrix	Container Type	# of Containers	PRESERVATION: HCl	HNO_3	H_2SO_4 ☐ NaOH ☐	ICE	UNPRESERVED	ANALYSES: BTEX ☐ MTBE ☐ (METHOD 8021)	TPH-1005 ☐ TPH 1006 ☐ HOLD 1006 ☐	GRO (METHOD 8015) ☐ DRO (METHOD 8105) ☐	VOC 8260 ☑ VOC 624 ☐ VOC 8260/5035 ☐	SVOC 8270 ☐ PAH 8270 ☐ HOLD PAH ☐ SVOC 625 ☐	8081 PEST ☐ 608 PEST/PCB ☐ 8270 PEST ☐ 8270 PCB ☐	8270 O-P PEST ☐ 8082 PCB ☐ 8270 PERCHLORATE ☐	8321 HERB ☐ 8330 EXPL ☐ PERCHLORATE ☐	METALS 6020 ☐ METALS 200.8 ☐ DISS. METALS ☐	RCRA ☐ TX11 ☐ ☐	PH ☐ HEX CHROM ☐ ALKALINITY ☐ ☐	CHLORIDE ☐ ANIONS ☐	TCLP-SVOC ☐ VOC ☐ PEST ☐ HERB ☐	TCLP-METALS ☐ RCRA 8 ☐ TX-11 ☐ Pb ☐	RCI ☐ TOX ☐ FLASHPOINT ☐	TDS ☐ TSS ☐ % MOISTURE ☐ CYANIDE ☐	FIELD NOTES
GW-01	01	4/26/11	1405	W	GLASS	6	✓			✓		✓		✓																		
GW-04	02	4/26/11	1610	W	GLASS	6	✓			✓		✓		✓																		
GW-FB-01	03	4/26/11	1500	W	GLASS	3	✓			✓				✓																		
GW-Dup-01	04	4/26/11	1420	W	GLASS	6	✓			✓		✓		✓																		
GW-EB-01	05	4/26/11	1300	W	GLASS	6	✓			✓		✓		✓																		
GW-EB-02	06	4/26/11	1645	W	GLASS	6	✓			✓		✓		✓																		
GW-TB-02	07	4/26/11		W	GLASS	2	✓			✓				✓																		
GW-03	08	4/26/11	0930	W	GLASS	2	✓			✓				✓																		
TOTAL																																

RELINQUISHED BY: (Signature)	DATE/TIME	RECEIVED BY: (Signature)
[signature]	4/26/11 1815	[signature]
RELINQUISHED BY: (Signature)	DATE/TIME	RECEIVED BY: (Signature)
[signature]	4/27/11	830 [signature]
RELINQUISHED BY: (Signature)	DATE/TIME	RECEIVED BY: (Signature)

☐ DHL DISPOSAL @ $5.00 each ☐ Return

TURN AROUND TIME
RUSH ☐ CALL FIRST
1 DAY ☐ CALL FIRST
2 DAY ☐
NORMAL ☑
OTHER ☐

LABORATORY USE ONLY:
RECEIVING TEMP: 5.2 THERM #: 57
CUSTODY SEALS: ☐ BROKEN ☑ INTACT ☐ NOT USED
☑ CARRIER BILL #: [signature]
☐ APC DELIVERY
☐ HAND DELIVERED Temp Blank present on cooler.

FedEx Express — US Airbill

FedEx Tracking Number 8746 1974 0983

0200 — Recipient's Copy

1 From

Date [redacted]

Sender's Name _____ Phone _____

Company [illegible]

Address [illegible] Dept./Floor/Suite/Room

City [illegible] State _____ ZIP 78247

2 Your Internal Billing Reference

3 To

Recipient's Name DELL Phone _____

Company 2300 River Oak DR.

Address [illegible] TX 78664 Dept./Floor/Suite/Room

We cannot deliver to P.O. boxes or P.O. ZIP codes.

Address _____

Use this line for the HOLD location address or for continuation of your shipping address.

City _____ State _____ ZIP _____

☐ HOLD Weekday — FedEx location address REQUIRED. NOT available for FedEx First Overnight.

☐ HOLD Saturday — FedEx location address REQUIRED. Available ONLY for FedEx Priority Overnight and FedEx 2Day to select locations.

8746 1974 0983

4a Express Package Service * To most locations. — *Packages up to 150 lbs.*

☐ FedEx Priority Overnight — Next business morning.* Friday shipments will be delivered on Monday unless SATURDAY Delivery is selected.

☐ FedEx Standard Overnight — Next business afternoon.* Saturday Delivery NOT available.

☐ FedEx First Overnight — Earliest next business morning delivery to select locations.*

☐ FedEx 2Day — Second business day.* Thursday shipments will be delivered on Monday unless SATURDAY Delivery is selected.

☐ FedEx Express Saver — Third business day.* Saturday Delivery NOT available.

4b Express Freight Service * To most locations. — *Packages over 150 lbs.*

☐ FedEx 1Day Freight — Next business day.** Friday shipments will be delivered on Monday unless SATURDAY Delivery is selected. Freight Booking No.

☐ FedEx 2Day Freight — Second business day.** Thursday shipments will be delivered on Monday unless SATURDAY Delivery is selected.

☐ FedEx 3Day Freight — Third business day.** Saturday Delivery NOT available.

5 Packaging * Declared value limit $500.

☐ FedEx Envelope* ☐ FedEx Pak* Includes FedEx Small Pak and FedEx Large Pak. ☐ FedEx Box ☐ FedEx Tube ☐ Other

6 Special Handling and Delivery Signature Options

☐ SATURDAY Delivery — NOT available for FedEx Standard Overnight, FedEx Express Saver, or FedEx 3Day Freight.

☐ No Signature Required — Package may be left without obtaining a signature for delivery.

☐ Direct Signature — Someone at recipient's address may sign for delivery. Fee applies.

☐ Indirect Signature — If no one is available at recipient's address, someone at a neighboring address may sign for delivery. For residential deliveries only. Fee applies.

Does this shipment contain dangerous goods?

One box must be checked.

☐ No ☐ Yes As per attached Shipper's Declaration. ☐ Yes Shipper's Declaration not required. ☐ Dry Ice Dry Ice, 9, UN 1845 ____ x ____ kg

Dangerous goods (including dry ice) cannot be shipped in FedEx packaging or placed in FedEx Express Drop Box.

☐ Cargo Aircraft Only

7 Payment *Bill to:*

Obtain recip. Acct. No. ☐

Sender Acct. No. in Section 1 will be billed. — Enter FedEx Acct. No. or Credit Card No. below. — ☐ Recipient ☐ Third Party ☐ Credit Card ☐ Cash/Check

Total Packages _____ Total Weight 14 lbs. Total Declared Value† _____ .00 Credit Card Auth. 546180

†Our liability is limited to $100 unless you declare a higher value. See the current FedEx Service Guide for details.

606

Rev. Date 2/10 • Part #150581 • ©1994-2010 FedEx • PRINTED IN U.S.A. SSY

fedex.com 1.800.GoFedEx 1.800.463.3339

CUSTODY SEAL
DATE [illegible]
SIGNATURE [illegible]

QEC
Quality Environmental Containers
800-255-3950 • 304-255-3900

DHL Analytical

Sample Receipt Checklist

Client Name **Geo Strata Environmental Consultants** Date Received: **4/27/2011**

Work Order Number **1104182** Received by **JB**

Checklist completed by: [signature] 4/27/11 (Signature / Date) Reviewed by SS 4-27-11 (Initials / Date)

Carrier name: FedEx 1day

Shipping container/cooler in good condition?	Yes ☑	No ☐	Not Present ☐
Custody seals intact on shippping container/cooler?	Yes ☑	No ☐	Not Present ☐
Custody seals intact on sample bottles?	Yes ☑	No ☐	Not Present ☐
Chain of custody present?	Yes ☑	No ☐	
Chain of custody signed when relinquished and received?	Yes ☑	No ☐	
Chain of custody agrees with sample labels?	Yes ☑	No ☐	
Samples in proper container/bottle?	Yes ☑	No ☐	
Sample containers intact?	Yes ☑	No ☐	
Sufficient sample volume for indicated test?	Yes ☑	No ☐	
All samples received within holding time?	Yes ☑	No ☐	
Container/Temp Blank temperature in compliance?	Yes ☑	No ☐	**5.2** °C
Water - VOA vials have zero headspace?	Yes ☑	No ☐	No VOA vials submitted ☐
Water - pH acceptable upon receipt?	Yes ☐	No ☐	Not Applicable ☑

Adjusted? _____ Checked by _____

Any No response must be detailed in the comments section below.

Client contacted _____ Date contacted: _____ Person contacted _____

Contacted by: _____ Regarding: _____

Comments: _____

Corrective Action _____

Page 1 of 1

Laboratory Data Package Signature Page – RG-366/TRRP-13
Revised May 2010

This data package consists of:

This signature page, the laboratory review checklist, and the following reportable data:

R1 Field chain-of-custody documentation;
R2 Sample identification cross-reference;
R3 Test reports (analytical data sheets) for each environmental sample that includes:
- a) Items consistent with NELAC Chapter 5,
- b) dilution factors,
- c) preparation methods,
- d) cleanup methods, and
- e) if required for the project, tentatively identified compounds (TICs).

R4 Surrogate recovery data including:
- a) Calculated recovery (%R), and
- b) The laboratory's surrogate QC limits.

R5 Test reports/summary forms for blank samples;
R6 Test reports/summary forms for laboratory control samples (LCSs) including:
- a) LCS spiking amounts,
- b) Calculated %R for each analyte, and
- c) The laboratory's LCS QC limits.

R7 Test reports for project matrix spike/matrix spike duplicates (MS/MSDs) including:
- a) Samples associated with the MS/MSD clearly identified,
- b) MS/MSD spiking amounts,
- c) Concentration of each MS/MSD analyte measured in the parent and spiked samples,
- d) Calculated %Rs and relative percent differences (RPDs), and
- e) The laboratory's MS/MSD QC limits

R8 Laboratory analytical duplicate (if applicable) recovery and precision:
- a) The amount of analyte measured in the duplicate,
- b) The calculated RPD, and
- c) The laboratory's QC limits for analytical duplicates.

R9 List of method quantitation limits (MQLs) and detectability check sample results (DCS results can be found with the Miscellaneous Documents) for each analyte for each method and matrix;
R10 Other problems or anomalies.

The Exception Report for every "No" or "Not Reviewed (NR)" item in Laboratory Review checklist and for each analyte, matrix, and method for which the laboratory does not hold NELAC accreditation under the Texas Laboratory Accreditation Program.

Release Statement: I am responsible for the release of this laboratory data package. This laboratory is NELAC accredited under the Texas Laboratory Accreditation Program for all the methods, analytes, and matrices reported in this data package except as noted in the Exception Reports. The data have been reviewed and are technically compliant with the requirements of the methods used, except where noted by the laboratory in the Exception Reports. By my signature below, I affirm to the best of my knowledge that all problems/anomalies observed by the laboratory have been identified in the Laboratory Review Checklist, and no information or data affecting the quality of the data has been knowingly withheld.

This laboratory was last inspected by TCEQ on April 6-8, 2009. Any findings affecting the data in this laboratory data package are noted in the Exception Reports herein. The official signing the cover page of the report in which these data are used is responsible for releasing this data package and is by signature affirming the above release statement is true.

John DuPont – General Manager Scott Schroeder – Technical Director	Signature	Date

DHL Analytical, Inc.

Laboratory Review Checklist: Reportable Data

Project Name: Hillcrest CEI	Date: 5/4/11
Reviewer Name: Carlos Castro	Laboratory Work Order: 1104182
Prep Batch Number(s): See Prep Dates Report	Run Batch: See Analytical Dates Report

#[1]	A[2]	Description	Yes	No	NA[3]	NR[4]	ER#[5]
		Chain-of-Custody (C-O-C)					
R1	OI	1) Did samples meet the laboratory's standard conditions of sample acceptability upon receipt?	X				R1-01
		2) Were all departures from standard conditions described in an exception report?			X		
R2	OI	**Sample and Quality Control (QC) Identification**					
		1) Are all field sample ID numbers cross-referenced to the laboratory ID numbers?	X				
		2) Are all laboratory ID numbers cross-referenced to the corresponding QC data?	X				
R3	OI	**Test Reports**					
		1) Were all samples prepared and analyzed within holding times?	X				
		2) Other than those results < MQL, were all other raw values bracketed by calibration standards?	X				
		3) Were calculations checked by a peer or supervisor?	X				
		4) Were all analyte identifications checked by a peer or supervisor?	X				
		5) Were sample detection limits reported for all analytes not detected?	X				
		6) Were all results for soil and sediment samples reported on a dry weight basis?			X		
		7) Were % moisture (or solids) reported for all soil and sediment samples?			X		
		8) Were bulk soils/solids samples for volatile analysis extracted with methanol per EPA Method 5035?			X		
		9) If required for the project, TICs reported?			X		
R4	O	**Surrogate Recovery Data**					
		1) Were surrogates added prior to extraction?	X				
		2) Were surrogate percent recoveries in all samples within the laboratory QC limits?	X				
R5	OI	**Test Reports/Summary Forms for Blank Samples**					
		1) Were appropriate type(s) of blanks analyzed?	X				
		2) Were blanks analyzed at the appropriate frequency?	X				
		3) Where method blanks taken through the entire analytical process, including preparation and, if applicable, cleanup procedures?	X				
		4) Were blank concentrations < MQL?	X				
R6	OI	**Laboratory Control Samples (LCS):**					
		1) Were all COCs included in the LCS?	X				
		2) Was each LCS taken through the entire analytical procedure, including prep and cleanup steps?	X				
		3) Were LCSs analyzed at the required frequency?	X				
		4) Were LCS (and LCSD, if applicable) %Rs within the laboratory QC limits?	X				
		5) Does the detectability data document the laboratory's capability to detect the COCs at the MDL used to calculate the SDLs?	X				
		6) Was the LCSD RPD within QC limits (if applicable)?	X				
R7	OI	**Matrix Spike (MS) and Matrix Spike Duplicate (MSD) Data**					
		1) Were the project/method specified analytes included in the MS and MSD?	X				R7-01
		2) Were MS/MSD analyzed at the appropriate frequency?	X				
		3) Were MS (and MSD, if applicable) %Rs within the laboratory QC limits?		X			R7-03
		4) Were MS/MSD RPDs within laboratory QC limits?	X				
R8	OI	**Analytical Duplicate Data**					
		1) Were appropriate analytical duplicates analyzed for each matrix?			X		
		2) Were analytical duplicates analyzed at the appropriate frequency?			X		
		3) Were RPDs or relative standard deviations within the laboratory QC limits?			X		
R9	OI	**Method Quantitation Limits (MQLs):**					
		1) Are the MQLs for each method analyte included in the laboratory data package?	X				
		2) Do the MQLs correspond to the concentration of the lowest non-zero calibration standard?	X				
		3) Are unadjusted MQLs and DCSs included in the laboratory data package?	X				
R10	OI	**Other Problems/Anomalies**					
		1) Are all known problems/anomalies/special conditions noted in this LRC and ER?	X				
		2) Was applicable and available technology used to lower the SDL to minimize the matrix interference affects on the sample results?	X				
		3) Is the laboratory NELAC-accredited under the Texas Laboratory Accreditation Program for the analytes, matrices and methods associated with this laboratory data package?	X				

1 Items identified by the letter "R" should be included in the laboratory data package submitted to the TCEQ in the TRRP-required report(s). Items identified by the letter "S" should be retained and made available upon request for the appropriate retention period.
2 O = organic analyses; I = inorganic analyses (and general chemistry, when applicable).
3 NA = Not applicable.
4 NR = Not Reviewed.
5 ER# = Exception Report identification number (an Exception Report should be completed for an item if "NR" or "No" is checked).

DHL Analytical, Inc.

Laboratory Review Checklist (continued): Supporting Data

Project Name: Hillcrest CEI	Date: 5/4/11
Reviewer Name: Carlos Castro	Laboratory Work Order: 1104182

#[1]	A[2]	Description	Yes	No	NA[3]	NR[4]	ER#[5]
S1	OI	**Initial Calibration (ICAL)**					
		1) Were response factors and/or relative response factors for each analyte within QC limits?	X				
		2) Were percent RSDs or correlation coefficient criteria met?	X				
		3) Was the number of standards recommended in the method used for all analytes?	X				
		4) Were all points generated between the lowest and highest standard used to calculate the curve?	X				
		5) Are ICAL data available for all instruments used?	X				
		6) Has the initial calibration curve been verified using an appropriate second source standard?	X				
S2	OI	**Initial and Continuing calibration Verification (ICCV and CCV) and Continuing Calibration blank (CCB):**					
		1) Was the CCV analyzed at the method-required frequency?	X				
		2) Were percent differences for each analyte within the method-required QC limits?	X				
		3) Was the ICAL curve verified for each analyte?	X				
		4) Was the absolute value of the analyte concentration in the inorganic CCB < MDL?	X				
S3	O	**Mass Spectral Tuning:**					
		1) Was the appropriate compound for the method used for tuning?	X				
		2) Were ion abundance data within the method-required QC limits?	X				
S4	O	**Internal Standards (IS):**					
		1) Were IS area counts and retention times within the method-required QC limits?	X				
S5	OI	**Raw Data (NELAC Section 5.5.10)**					
		1) Were the raw data (for example, chromatograms, spectral data) reviewed by an analyst?	X				
		2) Were data associated with manual integrations flagged on the raw data?	X				
S6	O	**Dual Column Confirmation**					
		1) Did dual column confirmation results meet the method-required QC?			X		
S7	O	**Tentatively Identified Compounds (TICs):**					
		1) If TICs were requested, were the mass spectra and TIC data subject to appropriate checks?			X		
S8	I	**Interference Check Sample (ICS) Results:**					
		1) Were percent recoveries within method QC limits?			X		
S9	I	**Serial Dilutions, Post Digestion Spikes, and Method of Standard Additions**					
		1) Were percent differences, recoveries, and the linearity within the QC limits specified in the method?			X		
S10	OI	**Method Detection Limit (MDL) Studies**					
		1) Was a MDL study performed for each reported analyte?	X				
		2) Is the MDL either adjusted or supported by the analysis of DCSs?	X				
S11	OI	**Proficiency Test Reports:**					
		1) Was the lab's performance acceptable on the applicable proficiency tests or evaluation studies?	X				
S12	OI	**Standards Documentation**					
		1) Are all standards used in the analyses NIST-traceable or obtained from other appropriate sources?	X				
S13	OI	**Compound/Analyte Identification Procedures**					
		1) Are the procedures for compound/analyte identification documented?	X				
S14	OI	**Demonstration of Analyst Competency (DOC)**					
		1) Was DOC conducted consistent with NELAC Chapter 5 – Appendix C?	X				
		2) Is documentation of the analyst's competency up-to-date and on file?	X				
S15	OI	**Verification/Validation Documentation for Methods** (NELAC Chapter 5)					
		1) Are all the methods used to generate the data documented, verified, and validated, where applicable?	X				
S16	OI	**Laboratory Standard Operating Procedures (SOPs):**					
		1) Are laboratory SOPs current and on file for each method performed?	X				

1 Items identified by the letter "R" should be included in the laboratory data package submitted to the TCEQ in the TRRP-required report(s). Items identified by the letter "S" should be retained and made available upon request for the appropriate retention period.
2 O = organic analyses; I = inorganic analyses (and general chemistry, when applicable).
3 NA = Not applicable.
4 NR = Not Reviewed.
5 ER# = Exception Report identification number (an Exception Report should be completed for an item if "NR" or "No" is checked).

DCS REPORTING

RunID:	GC12_110302B	Prep Date:	3/2/2011
SampID:	DCS-45272	Anaysis Date:	3/2/2011
TestNo:	TX1005	Units:	mg/L
BatchID:	45272		

Analyte	Result	RL	SPK Val	%REC	Low Limit	High Limit	Flag
T/R Hydrocarbons: C6-C35	1.06	2	1	106	50	200	

DCS REPORTING

RunID:	GCMS5_110408A	Prep Date:	4/11/2011
SampID:	DCS-45859	Anaysis Date:	4/11/2011
TestNo:	SW8260C	Units:	µg/L
BatchID:	45859		

Analyte	Result	RL	SPK Val	%REC	Low Limit	High Limit	Flag
1,1,1-Trichloroethane	0.230	1	0.232	99.1	60	140	
1,2,4-Trimethylbenzene	0.130	5	0.232	56.0	20	180	
1,3,5-Trimethylbenzene	0.150	5	0.232	64.7	20	180	
1,3-Dichlorobenzene	0.220	1	0.232	94.8	50	150	
2-Chlorotoluene	0.200	1	0.232	86.2	50	150	
4-Chlorotoluene	0.190	1	0.232	81.9	20	180	
Benzene	0.260	1	0.232	112	50	150	
Bromobenzene	0.180	1	0.232	77.6	50	150	
Bromodichloromethane	0.230	1	0.232	99.1	50	150	
Carbon tetrachloride	0.220	1	0.232	94.8	50	150	
Chloroform	0.280	1	0.232	121	50	150	
Dibromochloromethane	0.320	1	0.232	138	40	160	
Ethylbenzene	0.200	1	0.232	86.2	60	140	
n-Propylbenzene	0.210	1	0.232	90.5	40	160	
tert-Butylbenzene	0.160	1	0.232	69.0	20	180	
Toluene	0.260	2	0.232	112	40	160	
trans-1,2-Dichloroethene	0.210	1	0.232	90.5	50	150	
Trichloroethene	0.190	2	0.232	81.9	50	150	
Trichlorofluoromethane	0.210	1	0.232	90.5	50	150	

DCS REPORTING

RunID:	GCMS5_110408A	Prep Date:	4/11/2011
SampID:	DCS2-45859	Anaysis Date:	4/11/2011
TestNo:	SW8260C	Units:	µg/L
BatchID:	45859		

Analyte	Result	RL	SPK Val	%REC	Low Limit	High Limit	Flag
1,1,1,2-Tetrachloroethane	0.360	1	0.464	77.6	50	150	
1,1,2,2-Tetrachloroethane	0.360	1	0.464	77.6	50	150	
1,1,2-Trichloroethane	0.340	1	0.464	73.3	40	160	
1,1-Dichloroethane	0.460	1	0.464	99.1	50	150	
1,1-Dichloroethene	0.440	1	0.464	94.8	50	150	
1,1-Dichloropropene	0.420	1	0.464	90.5	30	170	
1,2-Dibromoethane	0.270	1	0.464	58.2	40	160	
1,2-Dichlorobenzene	0.400	1	0.464	86.2	50	150	
1,2-Dichloropropane	0.370	1	0.464	79.7	40	160	
Bromochloromethane	0.150	1	0.464	32.3	30	170	
Bromomethane	0.440	1	0.464	94.8	20	200	
cis-1,2-Dichloroethene	0.380	1	0.464	81.9	50	150	
cis-1,3-Dichloropropene	0.310	1	0.464	66.8	40	160	
Dichlorodifluoromethane	0.320	1	0.464	69.0	50	150	
Ethyl tert-butyl ether (ETBE)	0.310	2	0.464	66.8	20	200	
Isopropyl ether (DIPE)	0.340	2	0.464	73.3	20	200	
Methylene chloride	0.640	2.5	0.464	138	20	200	
p-Isopropyltoluene	0.300	1	0.464	64.7	20	180	
sec-Butylbenzene	0.310	1	0.464	66.8	30	170	
Styrene	0.230	1	0.464	49.6	20	200	
Tert-amyl methyl ether (TAME)	0.360	2	0.464	77.6	20	200	
Tetrachloroethene	0.390	2	0.464	84.1	50	150	
Vinyl chloride	0.340	1	0.464	73.3	50	150	

DCS REPORTING

RunID:	GCMS5_110408A	Prep Date:	4/11/2011
SampID:	DCS3-45859	Anaysis Date:	4/11/2011
TestNo:	SW8260C	Units:	µg/L
BatchID:	45859		

Analyte	Result	RL	SPK Val	%REC	Low Limit	High Limit	Flag
1,2,3-Trichloropropane	0.540	1	0.928	58.2	20	180	
1,2-Dichloroethane	1.07	1	0.928	115	50	150	
1,3-Dichloropropane	0.780	1	0.928	84.1	50	150	
1,4-Dichlorobenzene	1.03	1	0.928	111	50	150	
2,2-Dichloropropane	1.05	1	0.928	113	40	160	
Bromoform	0.770	1	0.928	83.0	30	170	
Chlorobenzene	1.05	1	0.928	113	50	150	
Chloroethane	0.930	1	0.928	100	20	180	
Chloromethane	0.920	1	0.928	99.1	40	180	
Dibromomethane	1.05	1	0.928	113	50	150	
Hexachlorobutadiene	1.02	3	0.928	110	20	200	
Isopropylbenzene	1.05	1	0.928	113	30	170	
m,p-Xylene	1.53	2	1.856	82.4	40	160	
Methyl tert-butyl ether	1.07	1	0.928	115	50	150	
n-Butylbenzene	1.18	1	0.928	127	20	180	
o-Xylene	0.650	1	0.928	70.0	30	170	
trans-1,3-Dichloropropene	1.29	1	0.928	139	40	160	

DCS REPORTING

RunID:	GCMS5_110408A	Prep Date:	4/11/2011
SampID:	DCS4-45859	Anaysis Date:	4/11/2011
TestNo:	SW8260C	Units:	µg/L
BatchID:	45859		

Analyte	Result	RL	SPK Val	%REC	Low Limit	High Limit	Flag
1,1,2-Trichlorotrifluoroethane	4.45	15	4.64	95.9	40	160	
1,2,3-Trichlorobenzene	4.78	5	4.64	103	20	180	
1,2,4-Trichlorobenzene	4.60	5	4.64	99.1	20	180	
1,2-Dibromo-3-chloropropane	5.18	10	4.64	112	20	180	
1,4-Dichloro-2-butene	4.25	2	4.64	91.6	20	180	
1-Chlorohexane	4.55	5	4.64	98.1	20	180	
2-Butanone	2.81	15	4.64	60.6	40	160	
2-Chloroethylvinylether	2.76	15	4.64	59.5	20	180	
2-Hexanone	4.64	15	4.64	100	20	180	
4-Methyl-2-pentanone	3.22	15	4.64	69.4	50	150	
Acetone	8.09	15	4.64	174	20	200	
Acrolein	5.94	15	11.6	51.2	20	200	
Acrylonitrile	8.20	3	9.28	88.4	30	170	
Carbon disulfide	4.25	15	4.64	91.6	20	200	
Cyclohexane	3.92	15	4.64	84.5	20	180	
Iodomethane	4.08	15	4.64	87.9	20	200	
Methyl Acetate	3.88	15	4.64	83.6	30	180	
Methylcyclohexane	4.14	15	4.64	89.2	20	200	
Naphthalene	4.76	15	4.64	103	20	200	
Tert-butanol (TBA)	18.5	20	23.2	79.7	20	200	
Vinyl acetate	7.47	10	11.6	64.4	20	200	

CLIENT:	Geo Strata Environmental Consultants	CASE NARRATIVE
Project:	Hillcrest CEI	
Lab Order:	1104182	

Samples were analyzed using the methods outlined in the following references:

Method TX1005 - Total Petroleum Hydrocarbons
Method SW8260B - Volatile Organics (The compound Cyclohexane is not NELAC Certified)

Exception Report R1-01

Samples were received and log-in performed on 4/27/11. A total of 8 samples were received. The samples arrived in good condition and were properly packaged.

Exception Report R7-01

For Volatiles analysis the reference sample designated for the MS/MSD was from this project, but not from this work order.

For TPH analysis the reference sample designated for the MS/MSD was not from this project, and not from this work order.

Exception Report R7-03

For Volatiles analysis performed on 4/28/11 the matrix spike and matrix spike duplicate recoveries were below control limits for Styrene. These are flagged accordingly in the QC summary report. The sample selected for the matrix spike and matrix spike duplicate was not from this work order. The LCS was within control limits for this compound. No further corrective actions were taken.

DHL Analytical

Date: 05/04/11

CLIENT: Geo Strata Environmental Consultants
Project: Hillcrest CEI
Lab Order: 1104182

Work Order Sample Summary

Lab Smp ID	Client Sample ID	Tag Number	Date Collected	Date Recv'd
1104182-01	GW-01		04/26/11 02:05 PM	04/27/11
1104182-02	GW-04		04/26/11 04:10 PM	04/27/11
1104182-03	GW-FB-01		04/26/11 03:00 PM	04/27/11
1104182-04	GW-DUP-01		04/26/11 02:20 PM	04/27/11
1104182-05	GW-EB-01		04/26/11 01:00 PM	04/27/11
1104182-06	GW-EB-02		04/26/11 04:45 PM	04/27/11
1104182-07	GW-TB-02		04/26/11	04/27/11
1104182-08	GW-03		04/26/11 09:30 AM	04/27/11

CLIENT: Geo Strata Environmental Consultants
Project: Hillcrest CEI
Lab Order: 1104182

PREP DATES REPORT

Sample ID	Client Sample ID	Collection Date	Matrix	Test Number	Test Name	Prep Date	Batch ID
1104182-01A	GW-01	04/26/11 02:05 PM	Aqueous	SW5030C	Purge and Trap Water GC/MS	04/28/11 10:10 AM	46096
1104182-01B	GW-01	04/26/11 02:05 PM	Aqueous	TX1005	TX1005 Water Prep	04/27/11 12:13 PM	46083
1104182-02A	GW-04	04/26/11 04:10 PM	Aqueous	SW5030C	Purge and Trap Water GC/MS	04/28/11 10:10 AM	46096
1104182-02B	GW-04	04/26/11 04:10 PM	Aqueous	TX1005	TX1005 Water Prep	04/27/11 12:13 PM	46083
1104182-03A	GW-FB-01	04/26/11 03:00 PM	Field Blank	SW5030C	Purge and Trap Water GC/MS	04/28/11 10:10 AM	46096
1104182-04A	GW-DUP-01	04/26/11 02:20 PM	Aqueous	SW5030C	Purge and Trap Water GC/MS	04/28/11 10:10 AM	46096
1104182-04B	GW-DUP-01	04/26/11 02:20 PM	Aqueous	TX1005	TX1005 Water Prep	04/27/11 12:13 PM	46083
1104182-05A	GW-EB-01	04/26/11 01:00 PM	Equip Blank	SW5030C	Purge and Trap Water GC/MS	04/28/11 10:10 AM	46096
1104182-05B	GW-EB-01	04/26/11 01:00 PM	Equip Blank	TX1005	TX1005 Water Prep	04/27/11 12:13 PM	46083
1104182-06A	GW-EB-02	04/26/11 04:45 PM	Equip Blank	SW5030C	Purge and Trap Water GC/MS	04/28/11 10:10 AM	46096
1104182-06B	GW-EB-02	04/26/11 04:45 PM	Equip Blank	TX1005	TX1005 Water Prep	04/27/11 12:13 PM	46083
1104182-07A	GW-TB-02	04/26/11	Trip Blank	SW5030C	Purge and Trap Water GC/MS	04/28/11 10:10 AM	46096
1104182-08A	GW-03	04/26/11 09:30 AM	Aqueous	SW5030C	Purge and Trap Water GC/MS	04/28/11 10:10 AM	46096

CLIENT: Geo Strata Environmental Consultants
Project: Hillcrest CEI
Lab Order: 1104182

ANALYTICAL DATES REPORT

Sample ID	Client Sample ID	Matrix	Test Number	Test Name	Batch ID	Dilution	Analysis Date	Run ID
1104182-01A	GW-01	Aqueous	SW8260C	8260 Water Volatiles by GC/MS	46096	1	04/28/11 05:57 PM	GCMS5_110428B
1104182-01B	GW-01	Aqueous	TX1005	Tx1005 TPH Water	46083	1	04/27/11 02:57 PM	GC12_110427B
1104182-02A	GW-04	Aqueous	SW8260C	8260 Water Volatiles by GC/MS	46096	1	04/28/11 06:22 PM	GCMS5_110428B
1104182-02B	GW-04	Aqueous	TX1005	Tx1005 TPH Water	46083	1	04/27/11 03:06 PM	GC12_110427B
1104182-03A	GW-FB-01	Field Blank	SW8260C	8260 Water Volatiles by GC/MS	46096	1	04/28/11 06:47 PM	GCMS5_110428B
1104182-04A	GW-DUP-01	Aqueous	SW8260C	8260 Water Volatiles by GC/MS	46096	1	04/28/11 07:12 PM	GCMS5_110428B
1104182-04B	GW-DUP-01	Aqueous	TX1005	Tx1005 TPH Water	46083	1	04/27/11 03:15 PM	GC12_110427B
1104182-05A	GW-EB-01	Equip Blank	SW8260C	8260 Water Volatiles by GC/MS	46096	1	04/28/11 07:36 PM	GCMS5_110428B
1104182-05B	GW-EB-01	Equip Blank	TX1005	Tx1005 TPH Water	46083	1	04/27/11 03:24 PM	GC12_110427B
1104182-06A	GW-EB-02	Equip Blank	SW8260C	8260 Water Volatiles by GC/MS	46096	1	04/28/11 08:01 PM	GCMS5_110428B
1104182-06B	GW-EB-02	Equip Blank	TX1005	Tx1005 TPH Water	46083	1	04/27/11 03:33 PM	GC12_110427B
1104182-07A	GW-TB-02	Trip Blank	SW8260C	8260 Water Volatiles by GC/MS	46096	1	04/28/11 08:26 PM	GCMS5_110428B
1104182-08A	GW-03	Aqueous	SW8260C	8260 Water Volatiles by GC/MS	46096	1	04/28/11 08:50 PM	GCMS5_110428B

DHL Analytical

Date: 05/04/11

CLIENT:	Geo Strata Environmental Consultants	Client Sample ID:	GW-01
Project:	Hillcrest CEI	Lab ID:	1104182-01
Project No:	760-SL11	Collection Date:	04/26/11 02:05 PM
Lab Order:	1104182	Matrix:	Aqueous

Analyses	Result	SDL	RL	Qual	Units	DF	Date Analyzed
Tx1005 TPH Water		TX1005					Analyst: DEW
T/R Hydrocarbons: C6-C12	<0.700	0.700	2.00		mg/L	1	04/27/11 02:57 PM
T/R Hydrocarbons: >C12-C28	<0.700	0.700	2.00		mg/L	1	04/27/11 02:57 PM
T/R Hydrocarbons: >C28-C35	<0.700	0.700	2.00		mg/L	1	04/27/11 02:57 PM
T/R Hydrocarbons: C6-C35	<0.700	0.700	2.00		mg/L	1	04/27/11 02:57 PM
Surr: Isopropylbenzene	103	0	70 - 130		%REC	1	04/27/11 02:57 PM
Surr: Octacosane	103	0	70 - 130		%REC	1	04/27/11 02:57 PM
8260 Water Volatiles by GC/MS		SW8260C					Analyst: KL
1,1,1-Trichloroethane	<0.000200	0.000200	0.00100		mg/L	1	04/28/11 05:57 PM
1,1,2,2-Tetrachloroethane	<0.000200	0.000200	0.00100		mg/L	1	04/28/11 05:57 PM
1,1,2-Trichloroethane	<0.000200	0.000200	0.00100		mg/L	1	04/28/11 05:57 PM
1,1,2-Trichlorotrifluoroethane	<0.00500	0.00500	0.0150		mg/L	1	04/28/11 05:57 PM
1,1-Dichloroethane	<0.000200	0.000200	0.00100		mg/L	1	04/28/11 05:57 PM
1,1-Dichloroethene	<0.000200	0.000200	0.00100		mg/L	1	04/28/11 05:57 PM
1,2,4-Trichlorobenzene	<0.00150	0.00150	0.00500		mg/L	1	04/28/11 05:57 PM
1,2-Dibromo-3-chloropropane	<0.00300	0.00300	0.0100		mg/L	1	04/28/11 05:57 PM
1,2-Dibromoethane	<0.000200	0.000200	0.00100		mg/L	1	04/28/11 05:57 PM
1,2-Dichlorobenzene	<0.000300	0.000300	0.00100		mg/L	1	04/28/11 05:57 PM
1,2-Dichloroethane	<0.000300	0.000300	0.00100		mg/L	1	04/28/11 05:57 PM
1,2-Dichloropropane	<0.000200	0.000200	0.00100		mg/L	1	04/28/11 05:57 PM
1,3-Dichlorobenzene	<0.000300	0.000300	0.00100		mg/L	1	04/28/11 05:57 PM
1,4-Dichlorobenzene	<0.000300	0.000300	0.00100		mg/L	1	04/28/11 05:57 PM
2-Butanone	<0.00500	0.00500	0.0150		mg/L	1	04/28/11 05:57 PM
2-Hexanone	<0.00500	0.00500	0.0150		mg/L	1	04/28/11 05:57 PM
4-Methyl-2-pentanone	<0.00500	0.00500	0.0150		mg/L	1	04/28/11 05:57 PM
Acetone	<0.00500	0.00500	0.0150		mg/L	1	04/28/11 05:57 PM
Benzene	<0.000200	0.000200	0.00100		mg/L	1	04/28/11 05:57 PM
Bromodichloromethane	<0.000200	0.000200	0.00100		mg/L	1	04/28/11 05:57 PM
Bromoform	<0.000200	0.000200	0.00100		mg/L	1	04/28/11 05:57 PM
Bromomethane	<0.000300	0.000300	0.00100		mg/L	1	04/28/11 05:57 PM
Carbon disulfide	<0.00500	0.00500	0.0150		mg/L	1	04/28/11 05:57 PM
Carbon tetrachloride	<0.000200	0.000200	0.00100		mg/L	1	04/28/11 05:57 PM
Chlorobenzene	<0.000200	0.000200	0.00100		mg/L	1	04/28/11 05:57 PM
Chloroethane	<0.000300	0.000300	0.00100		mg/L	1	04/28/11 05:57 PM
Chloroform	<0.000300	0.000300	0.00100		mg/L	1	04/28/11 05:57 PM
Chloromethane	<0.000300	0.000300	0.00100		mg/L	1	04/28/11 05:57 PM
cis-1,2-Dichloroethene	0.000250	0.000200	0.00100	J	mg/L	1	04/28/11 05:57 PM
cis-1,3-Dichloropropene	<0.000200	0.000200	0.00100		mg/L	1	04/28/11 05:57 PM
Cyclohexane	<0.00500	0.00500	0.0150	N	mg/L	1	04/28/11 05:57 PM
Dibromochloromethane	<0.000200	0.000200	0.00100		mg/L	1	04/28/11 05:57 PM
Dichlorodifluoromethane	<0.000200	0.000200	0.00100		mg/L	1	04/28/11 05:57 PM
Ethylbenzene	<0.000300	0.000300	0.00100		mg/L	1	04/28/11 05:57 PM
Isopropylbenzene	<0.000200	0.000200	0.00100		mg/L	1	04/28/11 05:57 PM
m,p-Xylene	<0.000600	0.000600	0.00200		mg/L	1	04/28/11 05:57 PM
Methyl Acetate	<0.00500	0.00500	0.0150		mg/L	1	04/28/11 05:57 PM

Qualifiers: See Final Page of Report for MQLs and MDLs

B	Analyte detected in the associated Method Blank	J	Analyte detected between SDL and RL
C	Sample Result or QC discussed in the Case Narrative	N	Parameter not NELAC certified
DF	Dilution Factor	ND	Not Detected at the SDL
E	TPH pattern not Gas or Diesel Range Pattern	RL	Reporting Limit (MQL adjusted for moisture and sample size)
		S	Spike Recovery outside control limits
		SDL	Sample Detection Limit

DHL Analytical

Date: 05/04/11

CLIENT:	Geo Strata Environmental Consultants	Client Sample ID:	GW-01
Project:	Hillcrest CEI	Lab ID:	1104182-01
Project No:	760-SL11	Collection Date:	04/26/11 02:05 PM
Lab Order:	1104182	Matrix:	Aqueous

Analyses	Result	SDL	RL	Qual	Units	DF	Date Analyzed
Methyl tert-butyl ether	<0.000300	0.000300	0.00100		mg/L	1	04/28/11 05:57 PM
Methylcyclohexane	<0.00500	0.00500	0.0150		mg/L	1	04/28/11 05:57 PM
Methylene chloride	<0.00250	0.00250	0.00250		mg/L	1	04/28/11 05:57 PM
o-Xylene	<0.000300	0.000300	0.00100		mg/L	1	04/28/11 05:57 PM
Styrene	<0.000200	0.000200	0.00100		mg/L	1	04/28/11 05:57 PM
Tetrachloroethene	<0.000600	0.000600	0.00200		mg/L	1	04/28/11 05:57 PM
Toluene	<0.000600	0.000600	0.00200		mg/L	1	04/28/11 05:57 PM
trans-1,2-Dichloroethene	<0.000200	0.000200	0.00100		mg/L	1	04/28/11 05:57 PM
trans-1,3-Dichloropropene	<0.000200	0.000200	0.00100		mg/L	1	04/28/11 05:57 PM
Trichloroethene	0.0126	0.000600	0.00200		mg/L	1	04/28/11 05:57 PM
Trichlorofluoromethane	<0.000200	0.000200	0.00100		mg/L	1	04/28/11 05:57 PM
Vinyl chloride	<0.000100	0.000100	0.00100		mg/L	1	04/28/11 05:57 PM
Surr: 1,2-Dichloroethane-d4	106	0	72 - 119		%REC	1	04/28/11 05:57 PM
Surr: 4-Bromofluorobenzene	98.6	0	76 - 119		%REC	1	04/28/11 05:57 PM
Surr: Dibromofluoromethane	102	0	85 - 115		%REC	1	04/28/11 05:57 PM
Surr: Toluene-d8	96.1	0	81 - 120		%REC	1	04/28/11 05:57 PM

Qualifiers:

	See Final Page of Report for MQLs and MDLs	J	Analyte detected between SDL and RL
B	Analyte detected in the associated Method Blank	N	Parameter not NELAC certified
C	Sample Result or QC discussed in the Case Narrative	ND	Not Detected at the SDL
DF	Dilution Factor	RL	Reporting Limit (MQL adjusted for moisture and sample size)
E	TPH pattern not Gas or Diesel Range Pattern	S	Spike Recovery outside control limits
		SDL	Sample Detection Limit

DHL Analytical

Date: 05/04/11

CLIENT:	Geo Strata Environmental Consultants	Client Sample ID:	GW-04
Project:	Hillcrest CEI	Lab ID:	1104182-02
Project No:	760-SL11	Collection Date:	04/26/11 04:10 PM
Lab Order:	1104182	Matrix:	Aqueous

Analyses	Result	SDL	RL	Qual	Units	DF	Date Analyzed
Tx1005 TPH Water		TX1005					Analyst: DEW
T/R Hydrocarbons: C6-C12	<0.683	0.683	1.95		mg/L	1	04/27/11 03:06 PM
T/R Hydrocarbons: >C12-C28	<0.683	0.683	1.95		mg/L	1	04/27/11 03:06 PM
T/R Hydrocarbons: >C28-C35	<0.683	0.683	1.95		mg/L	1	04/27/11 03:06 PM
T/R Hydrocarbons: C6-C35	<0.683	0.683	1.95		mg/L	1	04/27/11 03:06 PM
Surr: Isopropylbenzene	102	0	70 - 130		%REC	1	04/27/11 03:06 PM
Surr: Octacosane	107	0	70 - 130		%REC	1	04/27/11 03:06 PM
8260 Water Volatiles by GC/MS		SW8260C					Analyst: KL
1,1,1-Trichloroethane	<0.000200	0.000200	0.00100		mg/L	1	04/28/11 06:22 PM
1,1,2,2-Tetrachloroethane	<0.000200	0.000200	0.00100		mg/L	1	04/28/11 06:22 PM
1,1,2-Trichloroethane	<0.000200	0.000200	0.00100		mg/L	1	04/28/11 06:22 PM
1,1,2-Trichlorotrifluoroethane	<0.00500	0.00500	0.0150		mg/L	1	04/28/11 06:22 PM
1,1-Dichloroethane	<0.000200	0.000200	0.00100		mg/L	1	04/28/11 06:22 PM
1,1-Dichloroethene	<0.000200	0.000200	0.00100		mg/L	1	04/28/11 06:22 PM
1,2,4-Trichlorobenzene	<0.00150	0.00150	0.00500		mg/L	1	04/28/11 06:22 PM
1,2-Dibromo-3-chloropropane	<0.00300	0.00300	0.0100		mg/L	1	04/28/11 06:22 PM
1,2-Dibromoethane	<0.000200	0.000200	0.00100		mg/L	1	04/28/11 06:22 PM
1,2-Dichlorobenzene	<0.000300	0.000300	0.00100		mg/L	1	04/28/11 06:22 PM
1,2-Dichloroethane	<0.000300	0.000300	0.00100		mg/L	1	04/28/11 06:22 PM
1,2-Dichloropropane	<0.000200	0.000200	0.00100		mg/L	1	04/28/11 06:22 PM
1,3-Dichlorobenzene	<0.000300	0.000300	0.00100		mg/L	1	04/28/11 06:22 PM
1,4-Dichlorobenzene	<0.000300	0.000300	0.00100		mg/L	1	04/28/11 06:22 PM
2-Butanone	<0.00500	0.00500	0.0150		mg/L	1	04/28/11 06:22 PM
2-Hexanone	<0.00500	0.00500	0.0150		mg/L	1	04/28/11 06:22 PM
4-Methyl-2-pentanone	<0.00500	0.00500	0.0150		mg/L	1	04/28/11 06:22 PM
Acetone	<0.00500	0.00500	0.0150		mg/L	1	04/28/11 06:22 PM
Benzene	<0.000200	0.000200	0.00100		mg/L	1	04/28/11 06:22 PM
Bromodichloromethane	<0.000200	0.000200	0.00100		mg/L	1	04/28/11 06:22 PM
Bromoform	<0.000200	0.000200	0.00100		mg/L	1	04/28/11 06:22 PM
Bromomethane	<0.000300	0.000300	0.00100		mg/L	1	04/28/11 06:22 PM
Carbon disulfide	<0.00500	0.00500	0.0150		mg/L	1	04/28/11 06:22 PM
Carbon tetrachloride	<0.000200	0.000200	0.00100		mg/L	1	04/28/11 06:22 PM
Chlorobenzene	<0.000200	0.000200	0.00100		mg/L	1	04/28/11 06:22 PM
Chloroethane	<0.000300	0.000300	0.00100		mg/L	1	04/28/11 06:22 PM
Chloroform	<0.000300	0.000300	0.00100		mg/L	1	04/28/11 06:22 PM
Chloromethane	<0.000300	0.000300	0.00100		mg/L	1	04/28/11 06:22 PM
cis-1,2-Dichloroethene	<0.000200	0.000200	0.00100		mg/L	1	04/28/11 06:22 PM
cis-1,3-Dichloropropene	<0.000200	0.000200	0.00100		mg/L	1	04/28/11 06:22 PM
Cyclohexane	<0.00500	0.00500	0.0150	N	mg/L	1	04/28/11 06:22 PM
Dibromochloromethane	<0.000200	0.000200	0.00100		mg/L	1	04/28/11 06:22 PM
Dichlorodifluoromethane	<0.000200	0.000200	0.00100		mg/L	1	04/28/11 06:22 PM
Ethylbenzene	<0.000300	0.000300	0.00100		mg/L	1	04/28/11 06:22 PM
Isopropylbenzene	<0.000200	0.000200	0.00100		mg/L	1	04/28/11 06:22 PM
m,p-Xylene	<0.000600	0.000600	0.00200		mg/L	1	04/28/11 06:22 PM
Methyl Acetate	<0.00500	0.00500	0.0150		mg/L	1	04/28/11 06:22 PM

Qualifiers: See Final Page of Report for MQLs and MDLs

B	Analyte detected in the associated Method Blank	J	Analyte detected between SDL and RL
C	Sample Result or QC discussed in the Case Narrative	N	Parameter not NELAC certified
DF	Dilution Factor	ND	Not Detected at the SDL
E	TPH pattern not Gas or Diesel Range Pattern	RL	Reporting Limit (MQL adjusted for moisture and sample size)
		S	Spike Recovery outside control limits
		SDL	Sample Detection Limit

DHL Analytical

Date: 05/04/11

CLIENT:	Geo Strata Environmental Consultants	Client Sample ID:	GW-04
Project:	Hillcrest CEI	Lab ID:	1104182-02
Project No:	760-SL11	Collection Date:	04/26/11 04:10 PM
Lab Order:	1104182	Matrix:	Aqueous

Analyses	Result	SDL	RL	Qual	Units	DF	Date Analyzed
Methyl tert-butyl ether	<0.000300	0.000300	0.00100		mg/L	1	04/28/11 06:22 PM
Methylcyclohexane	<0.00500	0.00500	0.0150		mg/L	1	04/28/11 06:22 PM
Methylene chloride	<0.00250	0.00250	0.00250		mg/L	1	04/28/11 06:22 PM
o-Xylene	<0.000300	0.000300	0.00100		mg/L	1	04/28/11 06:22 PM
Styrene	<0.000200	0.000200	0.00100		mg/L	1	04/28/11 06:22 PM
Tetrachloroethene	<0.000600	0.000600	0.00200		mg/L	1	04/28/11 06:22 PM
Toluene	<0.000600	0.000600	0.00200		mg/L	1	04/28/11 06:22 PM
trans-1,2-Dichloroethene	<0.000200	0.000200	0.00100		mg/L	1	04/28/11 06:22 PM
trans-1,3-Dichloropropene	<0.000200	0.000200	0.00100		mg/L	1	04/28/11 06:22 PM
Trichloroethene	<0.000600	0.000600	0.00200		mg/L	1	04/28/11 06:22 PM
Trichlorofluoromethane	<0.000200	0.000200	0.00100		mg/L	1	04/28/11 06:22 PM
Vinyl chloride	<0.000100	0.000100	0.00100		mg/L	1	04/28/11 06:22 PM
Surr: 1,2-Dichloroethane-d4	107	0	72 - 119		%REC	1	04/28/11 06:22 PM
Surr: 4-Bromofluorobenzene	97.7	0	76 - 119		%REC	1	04/28/11 06:22 PM
Surr: Dibromofluoromethane	101	0	85 - 115		%REC	1	04/28/11 06:22 PM
Surr: Toluene-d8	96.2	0	81 - 120		%REC	1	04/28/11 06:22 PM

Qualifiers:

	See Final Page of Report for MQLs and MDLs	J	Analyte detected between SDL and RL
B	Analyte detected in the associated Method Blank	N	Parameter not NELAC certified
C	Sample Result or QC discussed in the Case Narrative	ND	Not Detected at the SDL
DF	Dilution Factor	RL	Reporting Limit (MQL adjusted for moisture and sample size)
E	TPH pattern not Gas or Diesel Range Pattern	S	Spike Recovery outside control limits
		SDL	Sample Detection Limit

DHL Analytical

Date: 05/04/11

CLIENT:	Geo Strata Environmental Consultants	Client Sample ID:	GW-FB-01
Project:	Hillcrest CEI	Lab ID:	1104182-03
Project No:	760-SL11	Collection Date:	04/26/11 03:00 PM
Lab Order:	1104182	Matrix:	Field Blank

Analyses	Result	SDL	RL	Qual	Units	DF	Date Analyzed
8260 Water Volatiles by GC/MS		SW8260C					Analyst: KL
1,1,1-Trichloroethane	<0.000200	0.000200	0.00100		mg/L	1	04/28/11 06:47 PM
1,1,2,2-Tetrachloroethane	<0.000200	0.000200	0.00100		mg/L	1	04/28/11 06:47 PM
1,1,2-Trichloroethane	<0.000200	0.000200	0.00100		mg/L	1	04/28/11 06:47 PM
1,1,2-Trichlorotrifluoroethane	<0.00500	0.00500	0.0150		mg/L	1	04/28/11 06:47 PM
1,1-Dichloroethane	<0.000200	0.000200	0.00100		mg/L	1	04/28/11 06:47 PM
1,1-Dichloroethene	<0.000200	0.000200	0.00100		mg/L	1	04/28/11 06:47 PM
1,2,4-Trichlorobenzene	<0.00150	0.00150	0.00500		mg/L	1	04/28/11 06:47 PM
1,2-Dibromo-3-chloropropane	<0.00300	0.00300	0.0100		mg/L	1	04/28/11 06:47 PM
1,2-Dibromoethane	<0.000200	0.000200	0.00100		mg/L	1	04/28/11 06:47 PM
1,2-Dichlorobenzene	<0.000300	0.000300	0.00100		mg/L	1	04/28/11 06:47 PM
1,2-Dichloroethane	<0.000300	0.000300	0.00100		mg/L	1	04/28/11 06:47 PM
1,2-Dichloropropane	<0.000200	0.000200	0.00100		mg/L	1	04/28/11 06:47 PM
1,3-Dichlorobenzene	<0.000300	0.000300	0.00100		mg/L	1	04/28/11 06:47 PM
1,4-Dichlorobenzene	<0.000300	0.000300	0.00100		mg/L	1	04/28/11 06:47 PM
2-Butanone	<0.00500	0.00500	0.0150		mg/L	1	04/28/11 06:47 PM
2-Hexanone	<0.00500	0.00500	0.0150		mg/L	1	04/28/11 06:47 PM
4-Methyl-2-pentanone	<0.00500	0.00500	0.0150		mg/L	1	04/28/11 06:47 PM
Acetone	<0.00500	0.00500	0.0150		mg/L	1	04/28/11 06:47 PM
Benzene	<0.000200	0.000200	0.00100		mg/L	1	04/28/11 06:47 PM
Bromodichloromethane	<0.000200	0.000200	0.00100		mg/L	1	04/28/11 06:47 PM
Bromoform	<0.000200	0.000200	0.00100		mg/L	1	04/28/11 06:47 PM
Bromomethane	<0.000300	0.000300	0.00100		mg/L	1	04/28/11 06:47 PM
Carbon disulfide	<0.00500	0.00500	0.0150		mg/L	1	04/28/11 06:47 PM
Carbon tetrachloride	<0.000200	0.000200	0.00100		mg/L	1	04/28/11 06:47 PM
Chlorobenzene	<0.000200	0.000200	0.00100		mg/L	1	04/28/11 06:47 PM
Chloroethane	<0.000300	0.000300	0.00100		mg/L	1	04/28/11 06:47 PM
Chloroform	<0.000300	0.000300	0.00100		mg/L	1	04/28/11 06:47 PM
Chloromethane	<0.000300	0.000300	0.00100		mg/L	1	04/28/11 06:47 PM
cis-1,2-Dichloroethene	<0.000200	0.000200	0.00100		mg/L	1	04/28/11 06:47 PM
cis-1,3-Dichloropropene	<0.000200	0.000200	0.00100		mg/L	1	04/28/11 06:47 PM
Cyclohexane	<0.00500	0.00500	0.0150	N	mg/L	1	04/28/11 06:47 PM
Dibromochloromethane	<0.000200	0.000200	0.00100		mg/L	1	04/28/11 06:47 PM
Dichlorodifluoromethane	<0.000200	0.000200	0.00100		mg/L	1	04/28/11 06:47 PM
Ethylbenzene	<0.000300	0.000300	0.00100		mg/L	1	04/28/11 06:47 PM
Isopropylbenzene	<0.000200	0.000200	0.00100		mg/L	1	04/28/11 06:47 PM
m,p-Xylene	<0.000600	0.000600	0.00200		mg/L	1	04/28/11 06:47 PM
Methyl Acetate	<0.00500	0.00500	0.0150		mg/L	1	04/28/11 06:47 PM
Methyl tert-butyl ether	<0.000300	0.000300	0.00100		mg/L	1	04/28/11 06:47 PM
Methylcyclohexane	<0.00500	0.00500	0.0150		mg/L	1	04/28/11 06:47 PM
Methylene chloride	<0.00250	0.00250	0.00250		mg/L	1	04/28/11 06:47 PM
o-Xylene	<0.000300	0.000300	0.00100		mg/L	1	04/28/11 06:47 PM
Styrene	<0.000200	0.000200	0.00100		mg/L	1	04/28/11 06:47 PM
Tetrachloroethene	<0.000600	0.000600	0.00200		mg/L	1	04/28/11 06:47 PM
Toluene	<0.000600	0.000600	0.00200		mg/L	1	04/28/11 06:47 PM

Qualifiers:

	See Final Page of Report for MQLs and MDLs	J	Analyte detected between SDL and RL
B	Analyte detected in the associated Method Blank	N	Parameter not NELAC certified
C	Sample Result or QC discussed in the Case Narrative	ND	Not Detected at the SDL
DF	Dilution Factor	RL	Reporting Limit (MQL adjusted for moisture and sample size)
E	TPH pattern not Gas or Diesel Range Pattern	S	Spike Recovery outside control limits
		SDL	Sample Detection Limit

DHL Analytical

Date: 05/04/11

CLIENT:	Geo Strata Environmental Consultants	Client Sample ID:	GW-FB-01
Project:	Hillcrest CEI	Lab ID:	1104182-03
Project No:	760-SL11	Collection Date:	04/26/11 03:00 PM
Lab Order:	1104182	Matrix:	Field Blank

Analyses	Result	SDL	RL	Qual	Units	DF	Date Analyzed
trans-1,2-Dichloroethene	<0.000200	0.000200	0.00100		mg/L	1	04/28/11 06:47 PM
trans-1,3-Dichloropropene	<0.000200	0.000200	0.00100		mg/L	1	04/28/11 06:47 PM
Trichloroethene	<0.000600	0.000600	0.00200		mg/L	1	04/28/11 06:47 PM
Trichlorofluoromethane	<0.000200	0.000200	0.00100		mg/L	1	04/28/11 06:47 PM
Vinyl chloride	<0.000100	0.000100	0.00100		mg/L	1	04/28/11 06:47 PM
Surr: 1,2-Dichloroethane-d4	106	0	72 - 119		%REC	1	04/28/11 06:47 PM
Surr: 4-Bromofluorobenzene	97.4	0	76 - 119		%REC	1	04/28/11 06:47 PM
Surr: Dibromofluoromethane	103	0	85 - 115		%REC	1	04/28/11 06:47 PM
Surr: Toluene-d8	95.9	0	81 - 120		%REC	1	04/28/11 06:47 PM

Qualifiers: See Final Page of Report for MQLs and MDLs

B	Analyte detected in the associated Method Blank	J	Analyte detected between SDL and RL
C	Sample Result or QC discussed in the Case Narrative	N	Parameter not NELAC certified
DF	Dilution Factor	ND	Not Detected at the SDL
E	TPH pattern not Gas or Diesel Range Pattern	RL	Reporting Limit (MQL adjusted for moisture and sample size)
		S	Spike Recovery outside control limits
		SDL	Sample Detection Limit

DHL Analytical

Date: 05/04/11

CLIENT:	Geo Strata Environmental Consultants	Client Sample ID:	GW-DUP-01
Project:	Hillcrest CEI	Lab ID:	1104182-04
Project No:	760-SL11	Collection Date:	04/26/11 02:20 PM
Lab Order:	1104182	Matrix:	Aqueous

Analyses	Result	SDL	RL	Qual	Units	DF	Date Analyzed
Tx1005 TPH Water		TX1005					Analyst: DEW
T/R Hydrocarbons: C6-C12	<0.695	0.695	1.98		mg/L	1	04/27/11 03:15 PM
T/R Hydrocarbons: >C12-C28	<0.695	0.695	1.98		mg/L	1	04/27/11 03:15 PM
T/R Hydrocarbons: >C28-C35	<0.695	0.695	1.98		mg/L	1	04/27/11 03:15 PM
T/R Hydrocarbons: C6-C35	<0.695	0.695	1.98		mg/L	1	04/27/11 03:15 PM
Surr: Isopropylbenzene	109	0	70 - 130		%REC	1	04/27/11 03:15 PM
Surr: Octacosane	104	0	70 - 130		%REC	1	04/27/11 03:15 PM
8260 Water Volatiles by GC/MS		SW8260C					Analyst: KL
1,1,1-Trichloroethane	<0.000200	0.000200	0.00100		mg/L	1	04/28/11 07:12 PM
1,1,2,2-Tetrachloroethane	<0.000200	0.000200	0.00100		mg/L	1	04/28/11 07:12 PM
1,1,2-Trichloroethane	<0.000200	0.000200	0.00100		mg/L	1	04/28/11 07:12 PM
1,1,2-Trichlorotrifluoroethane	<0.00500	0.00500	0.0150		mg/L	1	04/28/11 07:12 PM
1,1-Dichloroethane	<0.000200	0.000200	0.00100		mg/L	1	04/28/11 07:12 PM
1,1-Dichloroethene	<0.000200	0.000200	0.00100		mg/L	1	04/28/11 07:12 PM
1,2,4-Trichlorobenzene	<0.00150	0.00150	0.00500		mg/L	1	04/28/11 07:12 PM
1,2-Dibromo-3-chloropropane	<0.00300	0.00300	0.0100		mg/L	1	04/28/11 07:12 PM
1,2-Dibromoethane	<0.000200	0.000200	0.00100		mg/L	1	04/28/11 07:12 PM
1,2-Dichlorobenzene	<0.000300	0.000300	0.00100		mg/L	1	04/28/11 07:12 PM
1,2-Dichloroethane	<0.000300	0.000300	0.00100		mg/L	1	04/28/11 07:12 PM
1,2-Dichloropropane	<0.000200	0.000200	0.00100		mg/L	1	04/28/11 07:12 PM
1,3-Dichlorobenzene	<0.000300	0.000300	0.00100		mg/L	1	04/28/11 07:12 PM
1,4-Dichlorobenzene	<0.000300	0.000300	0.00100		mg/L	1	04/28/11 07:12 PM
2-Butanone	<0.00500	0.00500	0.0150		mg/L	1	04/28/11 07:12 PM
2-Hexanone	<0.00500	0.00500	0.0150		mg/L	1	04/28/11 07:12 PM
4-Methyl-2-pentanone	<0.00500	0.00500	0.0150		mg/L	1	04/28/11 07:12 PM
Acetone	0.00537	0.00500	0.0150	J	mg/L	1	04/28/11 07:12 PM
Benzene	<0.000200	0.000200	0.00100		mg/L	1	04/28/11 07:12 PM
Bromodichloromethane	<0.000200	0.000200	0.00100		mg/L	1	04/28/11 07:12 PM
Bromoform	<0.000200	0.000200	0.00100		mg/L	1	04/28/11 07:12 PM
Bromomethane	<0.000300	0.000300	0.00100		mg/L	1	04/28/11 07:12 PM
Carbon disulfide	<0.00500	0.00500	0.0150		mg/L	1	04/28/11 07:12 PM
Carbon tetrachloride	<0.000200	0.000200	0.00100		mg/L	1	04/28/11 07:12 PM
Chlorobenzene	<0.000200	0.000200	0.00100		mg/L	1	04/28/11 07:12 PM
Chloroethane	<0.000300	0.000300	0.00100		mg/L	1	04/28/11 07:12 PM
Chloroform	<0.000300	0.000300	0.00100		mg/L	1	04/28/11 07:12 PM
Chloromethane	<0.000300	0.000300	0.00100		mg/L	1	04/28/11 07:12 PM
cis-1,2-Dichloroethene	<0.000200	0.000200	0.00100		mg/L	1	04/28/11 07:12 PM
cis-1,3-Dichloropropene	<0.000200	0.000200	0.00100		mg/L	1	04/28/11 07:12 PM
Cyclohexane	<0.00500	0.00500	0.0150	N	mg/L	1	04/28/11 07:12 PM
Dibromochloromethane	<0.000200	0.000200	0.00100		mg/L	1	04/28/11 07:12 PM
Dichlorodifluoromethane	<0.000200	0.000200	0.00100		mg/L	1	04/28/11 07:12 PM
Ethylbenzene	<0.000300	0.000300	0.00100		mg/L	1	04/28/11 07:12 PM
Isopropylbenzene	<0.000200	0.000200	0.00100		mg/L	1	04/28/11 07:12 PM
m,p-Xylene	<0.000600	0.000600	0.00200		mg/L	1	04/28/11 07:12 PM
Methyl Acetate	<0.00500	0.00500	0.0150		mg/L	1	04/28/11 07:12 PM

Qualifiers:

	See Final Page of Report for MQLs and MDLs	J	Analyte detected between SDL and RL
B	Analyte detected in the associated Method Blank	N	Parameter not NELAC certified
C	Sample Result or QC discussed in the Case Narrative	ND	Not Detected at the SDL
DF	Dilution Factor	RL	Reporting Limit (MQL adjusted for moisture and sample size)
E	TPH pattern not Gas or Diesel Range Pattern	S	Spike Recovery outside control limits
		SDL	Sample Detection Limit

DHL Analytical

Date: 05/04/11

CLIENT:	Geo Strata Environmental Consultants	Client Sample ID:	GW-DUP-01
Project:	Hillcrest CEI	Lab ID:	1104182-04
Project No:	760-SL11	Collection Date:	04/26/11 02:20 PM
Lab Order:	1104182	Matrix:	Aqueous

Analyses	Result	SDL	RL	Qual	Units	DF	Date Analyzed
Methyl tert-butyl ether	<0.000300	0.000300	0.00100		mg/L	1	04/28/11 07:12 PM
Methylcyclohexane	<0.00500	0.00500	0.0150		mg/L	1	04/28/11 07:12 PM
Methylene chloride	<0.00250	0.00250	0.00250		mg/L	1	04/28/11 07:12 PM
o-Xylene	<0.000300	0.000300	0.00100		mg/L	1	04/28/11 07:12 PM
Styrene	<0.000200	0.000200	0.00100		mg/L	1	04/28/11 07:12 PM
Tetrachloroethene	<0.000600	0.000600	0.00200		mg/L	1	04/28/11 07:12 PM
Toluene	<0.000600	0.000600	0.00200		mg/L	1	04/28/11 07:12 PM
trans-1,2-Dichloroethene	<0.000200	0.000200	0.00100		mg/L	1	04/28/11 07:12 PM
trans-1,3-Dichloropropene	<0.000200	0.000200	0.00100		mg/L	1	04/28/11 07:12 PM
Trichloroethene	0.0122	0.000600	0.00200		mg/L	1	04/28/11 07:12 PM
Trichlorofluoromethane	<0.000200	0.000200	0.00100		mg/L	1	04/28/11 07:12 PM
Vinyl chloride	<0.000100	0.000100	0.00100		mg/L	1	04/28/11 07:12 PM
Surr: 1,2-Dichloroethane-d4	107	0	72 - 119		%REC	1	04/28/11 07:12 PM
Surr: 4-Bromofluorobenzene	98.5	0	76 - 119		%REC	1	04/28/11 07:12 PM
Surr: Dibromofluoromethane	103	0	85 - 115		%REC	1	04/28/11 07:12 PM
Surr: Toluene-d8	97.0	0	81 - 120		%REC	1	04/28/11 07:12 PM

Qualifiers:

	See Final Page of Report for MQLs and MDLs	J	Analyte detected between SDL and RL
B	Analyte detected in the associated Method Blank	N	Parameter not NELAC certified
C	Sample Result or QC discussed in the Case Narrative	ND	Not Detected at the SDL
DF	Dilution Factor	RL	Reporting Limit (MQL adjusted for moisture and sample size)
E	TPH pattern not Gas or Diesel Range Pattern	S	Spike Recovery outside control limits
		SDL	Sample Detection Limit

DHL Analytical

Date: 05/04/11

CLIENT:	Geo Strata Environmental Consultants	Client Sample ID:	GW-EB-01
Project:	Hillcrest CEI	Lab ID:	1104182-05
Project No:	760-SL11	Collection Date:	04/26/11 01:00 PM
Lab Order:	1104182	Matrix:	Equip Blank

Analyses	Result	SDL	RL	Qual	Units	DF	Date Analyzed
Tx1005 TPH Water		TX1005					Analyst: DEW
T/R Hydrocarbons: C6-C12	<0.696	0.696	1.99		mg/L	1	04/27/11 03:24 PM
T/R Hydrocarbons: >C12-C28	<0.696	0.696	1.99		mg/L	1	04/27/11 03:24 PM
T/R Hydrocarbons: >C28-C35	<0.696	0.696	1.99		mg/L	1	04/27/11 03:24 PM
T/R Hydrocarbons: C6-C35	<0.696	0.696	1.99		mg/L	1	04/27/11 03:24 PM
Surr: Isopropylbenzene	105	0	70 - 130		%REC	1	04/27/11 03:24 PM
Surr: Octacosane	105	0	70 - 130		%REC	1	04/27/11 03:24 PM
8260 Water Volatiles by GC/MS		SW8260C					Analyst: KL
1,1,1-Trichloroethane	<0.000200	0.000200	0.00100		mg/L	1	04/28/11 07:36 PM
1,1,2,2-Tetrachloroethane	<0.000200	0.000200	0.00100		mg/L	1	04/28/11 07:36 PM
1,1,2-Trichloroethane	<0.000200	0.000200	0.00100		mg/L	1	04/28/11 07:36 PM
1,1,2-Trichlorotrifluoroethane	<0.00500	0.00500	0.0150		mg/L	1	04/28/11 07:36 PM
1,1-Dichloroethane	<0.000200	0.000200	0.00100		mg/L	1	04/28/11 07:36 PM
1,1-Dichloroethene	<0.000200	0.000200	0.00100		mg/L	1	04/28/11 07:36 PM
1,2,4-Trichlorobenzene	<0.00150	0.00150	0.00500		mg/L	1	04/28/11 07:36 PM
1,2-Dibromo-3-chloropropane	<0.00300	0.00300	0.0100		mg/L	1	04/28/11 07:36 PM
1,2-Dibromoethane	<0.000200	0.000200	0.00100		mg/L	1	04/28/11 07:36 PM
1,2-Dichlorobenzene	<0.000300	0.000300	0.00100		mg/L	1	04/28/11 07:36 PM
1,2-Dichloroethane	<0.000300	0.000300	0.00100		mg/L	1	04/28/11 07:36 PM
1,2-Dichloropropane	<0.000200	0.000200	0.00100		mg/L	1	04/28/11 07:36 PM
1,3-Dichlorobenzene	<0.000300	0.000300	0.00100		mg/L	1	04/28/11 07:36 PM
1,4-Dichlorobenzene	<0.000300	0.000300	0.00100		mg/L	1	04/28/11 07:36 PM
2-Butanone	<0.00500	0.00500	0.0150		mg/L	1	04/28/11 07:36 PM
2-Hexanone	<0.00500	0.00500	0.0150		mg/L	1	04/28/11 07:36 PM
4-Methyl-2-pentanone	<0.00500	0.00500	0.0150		mg/L	1	04/28/11 07:36 PM
Acetone	<0.00500	0.00500	0.0150		mg/L	1	04/28/11 07:36 PM
Benzene	<0.000200	0.000200	0.00100		mg/L	1	04/28/11 07:36 PM
Bromodichloromethane	<0.000200	0.000200	0.00100		mg/L	1	04/28/11 07:36 PM
Bromoform	<0.000200	0.000200	0.00100		mg/L	1	04/28/11 07:36 PM
Bromomethane	<0.000300	0.000300	0.00100		mg/L	1	04/28/11 07:36 PM
Carbon disulfide	<0.00500	0.00500	0.0150		mg/L	1	04/28/11 07:36 PM
Carbon tetrachloride	<0.000200	0.000200	0.00100		mg/L	1	04/28/11 07:36 PM
Chlorobenzene	<0.000200	0.000200	0.00100		mg/L	1	04/28/11 07:36 PM
Chloroethane	<0.000300	0.000300	0.00100		mg/L	1	04/28/11 07:36 PM
Chloroform	<0.000300	0.000300	0.00100		mg/L	1	04/28/11 07:36 PM
Chloromethane	<0.000300	0.000300	0.00100		mg/L	1	04/28/11 07:36 PM
cis-1,2-Dichloroethene	<0.000200	0.000200	0.00100		mg/L	1	04/28/11 07:36 PM
cis-1,3-Dichloropropene	<0.000200	0.000200	0.00100		mg/L	1	04/28/11 07:36 PM
Cyclohexane	<0.00500	0.00500	0.0150	N	mg/L	1	04/28/11 07:36 PM
Dibromochloromethane	<0.000200	0.000200	0.00100		mg/L	1	04/28/11 07:36 PM
Dichlorodifluoromethane	<0.000200	0.000200	0.00100		mg/L	1	04/28/11 07:36 PM
Ethylbenzene	<0.000300	0.000300	0.00100		mg/L	1	04/28/11 07:36 PM
Isopropylbenzene	<0.000200	0.000200	0.00100		mg/L	1	04/28/11 07:36 PM
m,p-Xylene	<0.000600	0.000600	0.00200		mg/L	1	04/28/11 07:36 PM
Methyl Acetate	<0.00500	0.00500	0.0150		mg/L	1	04/28/11 07:36 PM

Qualifiers: See Final Page of Report for MQLs and MDLs

B	Analyte detected in the associated Method Blank	J	Analyte detected between SDL and RL
C	Sample Result or QC discussed in the Case Narrative	N	Parameter not NELAC certified
DF	Dilution Factor	ND	Not Detected at the SDL
E	TPH pattern not Gas or Diesel Range Pattern	RL	Reporting Limit (MQL adjusted for moisture and sample size)
		S	Spike Recovery outside control limits
		SDL	Sample Detection Limit

DHL Analytical

Date: 05/04/11

CLIENT:	Geo Strata Environmental Consultants	Client Sample ID:	GW-EB-01
Project:	Hillcrest CEI	Lab ID:	1104182-05
Project No:	760-SL11	Collection Date:	04/26/11 01:00 PM
Lab Order:	1104182	Matrix:	Equip Blank

Analyses	Result	SDL	RL	Qual	Units	DF	Date Analyzed
Methyl tert-butyl ether	<0.000300	0.000300	0.00100		mg/L	1	04/28/11 07:36 PM
Methylcyclohexane	<0.00500	0.00500	0.0150		mg/L	1	04/28/11 07:36 PM
Methylene chloride	<0.00250	0.00250	0.00250		mg/L	1	04/28/11 07:36 PM
o-Xylene	<0.000300	0.000300	0.00100		mg/L	1	04/28/11 07:36 PM
Styrene	<0.000200	0.000200	0.00100		mg/L	1	04/28/11 07:36 PM
Tetrachloroethene	<0.000600	0.000600	0.00200		mg/L	1	04/28/11 07:36 PM
Toluene	<0.000600	0.000600	0.00200		mg/L	1	04/28/11 07:36 PM
trans-1,2-Dichloroethene	<0.000200	0.000200	0.00100		mg/L	1	04/28/11 07:36 PM
trans-1,3-Dichloropropene	<0.000200	0.000200	0.00100		mg/L	1	04/28/11 07:36 PM
Trichloroethene	<0.000600	0.000600	0.00200		mg/L	1	04/28/11 07:36 PM
Trichlorofluoromethane	<0.000200	0.000200	0.00100		mg/L	1	04/28/11 07:36 PM
Vinyl chloride	<0.000100	0.000100	0.00100		mg/L	1	04/28/11 07:36 PM
Surr: 1,2-Dichloroethane-d4	107	0	72 - 119		%REC	1	04/28/11 07:36 PM
Surr: 4-Bromofluorobenzene	97.8	0	76 - 119		%REC	1	04/28/11 07:36 PM
Surr: Dibromofluoromethane	102	0	85 - 115		%REC	1	04/28/11 07:36 PM
Surr: Toluene-d8	96.4	0	81 - 120		%REC	1	04/28/11 07:36 PM

Qualifiers: See Final Page of Report for MQLs and MDLs

B	Analyte detected in the associated Method Blank	J	Analyte detected between SDL and RL
C	Sample Result or QC discussed in the Case Narrative	N	Parameter not NELAC certified
DF	Dilution Factor	ND	Not Detected at the SDL
E	TPH pattern not Gas or Diesel Range Pattern	RL	Reporting Limit (MQL adjusted for moisture and sample size)
		S	Spike Recovery outside control limits
		SDL	Sample Detection Limit

DHL Analytical

Date: 05/04/11

CLIENT:	Geo Strata Environmental Consultants	Client Sample ID:	GW-EB-02
Project:	Hillcrest CEI	Lab ID:	1104182-06
Project No:	760-SL11	Collection Date:	04/26/11 04:45 PM
Lab Order:	1104182	Matrix:	Equip Blank

Analyses	Result	SDL	RL	Qual	Units	DF	Date Analyzed
Tx1005 TPH Water		TX1005					Analyst: DEW
T/R Hydrocarbons: C6-C12	<0.694	0.694	1.98		mg/L	1	04/27/11 03:33 PM
T/R Hydrocarbons: >C12-C28	<0.694	0.694	1.98		mg/L	1	04/27/11 03:33 PM
T/R Hydrocarbons: >C28-C35	<0.694	0.694	1.98		mg/L	1	04/27/11 03:33 PM
T/R Hydrocarbons: C6-C35	<0.694	0.694	1.98		mg/L	1	04/27/11 03:33 PM
Surr: Isopropylbenzene	106	0	70 - 130		%REC	1	04/27/11 03:33 PM
Surr: Octacosane	103	0	70 - 130		%REC	1	04/27/11 03:33 PM
8260 Water Volatiles by GC/MS		SW8260C					Analyst: KL
1,1,1-Trichloroethane	<0.000200	0.000200	0.00100		mg/L	1	04/28/11 08:01 PM
1,1,2,2-Tetrachloroethane	<0.000200	0.000200	0.00100		mg/L	1	04/28/11 08:01 PM
1,1,2-Trichloroethane	<0.000200	0.000200	0.00100		mg/L	1	04/28/11 08:01 PM
1,1,2-Trichlorotrifluoroethane	<0.00500	0.00500	0.0150		mg/L	1	04/28/11 08:01 PM
1,1-Dichloroethane	<0.000200	0.000200	0.00100		mg/L	1	04/28/11 08:01 PM
1,1-Dichloroethene	<0.000200	0.000200	0.00100		mg/L	1	04/28/11 08:01 PM
1,2,4-Trichlorobenzene	<0.00150	0.00150	0.00500		mg/L	1	04/28/11 08:01 PM
1,2-Dibromo-3-chloropropane	<0.00300	0.00300	0.0100		mg/L	1	04/28/11 08:01 PM
1,2-Dibromoethane	<0.000200	0.000200	0.00100		mg/L	1	04/28/11 08:01 PM
1,2-Dichlorobenzene	<0.000300	0.000300	0.00100		mg/L	1	04/28/11 08:01 PM
1,2-Dichloroethane	<0.000300	0.000300	0.00100		mg/L	1	04/28/11 08:01 PM
1,2-Dichloropropane	<0.000200	0.000200	0.00100		mg/L	1	04/28/11 08:01 PM
1,3-Dichlorobenzene	<0.000300	0.000300	0.00100		mg/L	1	04/28/11 08:01 PM
1,4-Dichlorobenzene	<0.000300	0.000300	0.00100		mg/L	1	04/28/11 08:01 PM
2-Butanone	<0.00500	0.00500	0.0150		mg/L	1	04/28/11 08:01 PM
2-Hexanone	<0.00500	0.00500	0.0150		mg/L	1	04/28/11 08:01 PM
4-Methyl-2-pentanone	<0.00500	0.00500	0.0150		mg/L	1	04/28/11 08:01 PM
Acetone	<0.00500	0.00500	0.0150		mg/L	1	04/28/11 08:01 PM
Benzene	<0.000200	0.000200	0.00100		mg/L	1	04/28/11 08:01 PM
Bromodichloromethane	<0.000200	0.000200	0.00100		mg/L	1	04/28/11 08:01 PM
Bromoform	<0.000200	0.000200	0.00100		mg/L	1	04/28/11 08:01 PM
Bromomethane	<0.000300	0.000300	0.00100		mg/L	1	04/28/11 08:01 PM
Carbon disulfide	<0.00500	0.00500	0.0150		mg/L	1	04/28/11 08:01 PM
Carbon tetrachloride	<0.000200	0.000200	0.00100		mg/L	1	04/28/11 08:01 PM
Chlorobenzene	<0.000200	0.000200	0.00100		mg/L	1	04/28/11 08:01 PM
Chloroethane	<0.000300	0.000300	0.00100		mg/L	1	04/28/11 08:01 PM
Chloroform	<0.000300	0.000300	0.00100		mg/L	1	04/28/11 08:01 PM
Chloromethane	<0.000300	0.000300	0.00100		mg/L	1	04/28/11 08:01 PM
cis-1,2-Dichloroethene	<0.000200	0.000200	0.00100		mg/L	1	04/28/11 08:01 PM
cis-1,3-Dichloropropene	<0.000200	0.000200	0.00100		mg/L	1	04/28/11 08:01 PM
Cyclohexane	<0.00500	0.00500	0.0150	N	mg/L	1	04/28/11 08:01 PM
Dibromochloromethane	<0.000200	0.000200	0.00100		mg/L	1	04/28/11 08:01 PM
Dichlorodifluoromethane	<0.000200	0.000200	0.00100		mg/L	1	04/28/11 08:01 PM
Ethylbenzene	<0.000300	0.000300	0.00100		mg/L	1	04/28/11 08:01 PM
Isopropylbenzene	<0.000200	0.000200	0.00100		mg/L	1	04/28/11 08:01 PM
m,p-Xylene	<0.000600	0.000600	0.00200		mg/L	1	04/28/11 08:01 PM
Methyl Acetate	<0.00500	0.00500	0.0150		mg/L	1	04/28/11 08:01 PM

Qualifiers: See Final Page of Report for MQLs and MDLs

B	Analyte detected in the associated Method Blank	J	Analyte detected between SDL and RL
C	Sample Result or QC discussed in the Case Narrative	N	Parameter not NELAC certified
DF	Dilution Factor	ND	Not Detected at the SDL
E	TPH pattern not Gas or Diesel Range Pattern	RL	Reporting Limit (MQL adjusted for moisture and sample size)
		S	Spike Recovery outside control limits
		SDL	Sample Detection Limit

DHL Analytical

Date: 05/04/11

CLIENT:	Geo Strata Environmental Consultants	Client Sample ID:	GW-EB-02
Project:	Hillcrest CEI	Lab ID:	1104182-06
Project No:	760-SL11	Collection Date:	04/26/11 04:45 PM
Lab Order:	1104182	Matrix:	Equip Blank

Analyses	Result	SDL	RL	Qual	Units	DF	Date Analyzed
Methyl tert-butyl ether	<0.000300	0.000300	0.00100		mg/L	1	04/28/11 08:01 PM
Methylcyclohexane	<0.00500	0.00500	0.0150		mg/L	1	04/28/11 08:01 PM
Methylene chloride	<0.00250	0.00250	0.00250		mg/L	1	04/28/11 08:01 PM
o-Xylene	<0.000300	0.000300	0.00100		mg/L	1	04/28/11 08:01 PM
Styrene	<0.000200	0.000200	0.00100		mg/L	1	04/28/11 08:01 PM
Tetrachloroethene	<0.000600	0.000600	0.00200		mg/L	1	04/28/11 08:01 PM
Toluene	<0.000600	0.000600	0.00200		mg/L	1	04/28/11 08:01 PM
trans-1,2-Dichloroethene	<0.000200	0.000200	0.00100		mg/L	1	04/28/11 08:01 PM
trans-1,3-Dichloropropene	<0.000200	0.000200	0.00100		mg/L	1	04/28/11 08:01 PM
Trichloroethene	<0.000600	0.000600	0.00200		mg/L	1	04/28/11 08:01 PM
Trichlorofluoromethane	<0.000200	0.000200	0.00100		mg/L	1	04/28/11 08:01 PM
Vinyl chloride	<0.000100	0.000100	0.00100		mg/L	1	04/28/11 08:01 PM
Surr: 1,2-Dichloroethane-d4	108	0	72 - 119		%REC	1	04/28/11 08:01 PM
Surr: 4-Bromofluorobenzene	98.2	0	76 - 119		%REC	1	04/28/11 08:01 PM
Surr: Dibromofluoromethane	105	0	85 - 115		%REC	1	04/28/11 08:01 PM
Surr: Toluene-d8	96.0	0	81 - 120		%REC	1	04/28/11 08:01 PM

Qualifiers:

	See Final Page of Report for MQLs and MDLs	J	Analyte detected between SDL and RL
B	Analyte detected in the associated Method Blank	N	Parameter not NELAC certified
C	Sample Result or QC discussed in the Case Narrative	ND	Not Detected at the SDL
DF	Dilution Factor	RL	Reporting Limit (MQL adjusted for moisture and sample size)
E	TPH pattern not Gas or Diesel Range Pattern	S	Spike Recovery outside control limits
		SDL	Sample Detection Limit

DHL Analytical

Date: 05/04/11

CLIENT:	Geo Strata Environmental Consultants	Client Sample ID:	GW-TB-02
Project:	Hillcrest CEI	Lab ID:	1104182-07
Project No:	760-SL11	Collection Date:	04/26/11
Lab Order:	1104182	Matrix:	Trip Blank

Analyses	Result	SDL	RL	Qual	Units	DF	Date Analyzed
8260 Water Volatiles by GC/MS		SW8260C					Analyst: KL
1,1,1-Trichloroethane	<0.000200	0.000200	0.00100		mg/L	1	04/28/11 08:26 PM
1,1,2,2-Tetrachloroethane	<0.000200	0.000200	0.00100		mg/L	1	04/28/11 08:26 PM
1,1,2-Trichloroethane	<0.000200	0.000200	0.00100		mg/L	1	04/28/11 08:26 PM
1,1,2-Trichlorotrifluoroethane	<0.00500	0.00500	0.0150		mg/L	1	04/28/11 08:26 PM
1,1-Dichloroethane	<0.000200	0.000200	0.00100		mg/L	1	04/28/11 08:26 PM
1,1-Dichloroethene	<0.000200	0.000200	0.00100		mg/L	1	04/28/11 08:26 PM
1,2,4-Trichlorobenzene	<0.00150	0.00150	0.00500		mg/L	1	04/28/11 08:26 PM
1,2-Dibromo-3-chloropropane	<0.00300	0.00300	0.0100		mg/L	1	04/28/11 08:26 PM
1,2-Dibromoethane	<0.000200	0.000200	0.00100		mg/L	1	04/28/11 08:26 PM
1,2-Dichlorobenzene	<0.000300	0.000300	0.00100		mg/L	1	04/28/11 08:26 PM
1,2-Dichloroethane	<0.000300	0.000300	0.00100		mg/L	1	04/28/11 08:26 PM
1,2-Dichloropropane	<0.000200	0.000200	0.00100		mg/L	1	04/28/11 08:26 PM
1,3-Dichlorobenzene	<0.000300	0.000300	0.00100		mg/L	1	04/28/11 08:26 PM
1,4-Dichlorobenzene	<0.000300	0.000300	0.00100		mg/L	1	04/28/11 08:26 PM
2-Butanone	<0.00500	0.00500	0.0150		mg/L	1	04/28/11 08:26 PM
2-Hexanone	<0.00500	0.00500	0.0150		mg/L	1	04/28/11 08:26 PM
4-Methyl-2-pentanone	<0.00500	0.00500	0.0150		mg/L	1	04/28/11 08:26 PM
Acetone	0.00764	0.00500	0.0150	J	mg/L	1	04/28/11 08:26 PM
Benzene	<0.000200	0.000200	0.00100		mg/L	1	04/28/11 08:26 PM
Bromodichloromethane	<0.000200	0.000200	0.00100		mg/L	1	04/28/11 08:26 PM
Bromoform	<0.000200	0.000200	0.00100		mg/L	1	04/28/11 08:26 PM
Bromomethane	<0.000300	0.000300	0.00100		mg/L	1	04/28/11 08:26 PM
Carbon disulfide	<0.00500	0.00500	0.0150		mg/L	1	04/28/11 08:26 PM
Carbon tetrachloride	<0.000200	0.000200	0.00100		mg/L	1	04/28/11 08:26 PM
Chlorobenzene	<0.000200	0.000200	0.00100		mg/L	1	04/28/11 08:26 PM
Chloroethane	<0.000300	0.000300	0.00100		mg/L	1	04/28/11 08:26 PM
Chloroform	<0.000300	0.000300	0.00100		mg/L	1	04/28/11 08:26 PM
Chloromethane	<0.000300	0.000300	0.00100		mg/L	1	04/28/11 08:26 PM
cis-1,2-Dichloroethene	<0.000200	0.000200	0.00100		mg/L	1	04/28/11 08:26 PM
cis-1,3-Dichloropropene	<0.000200	0.000200	0.00100		mg/L	1	04/28/11 08:26 PM
Cyclohexane	<0.00500	0.00500	0.0150	N	mg/L	1	04/28/11 08:26 PM
Dibromochloromethane	<0.000200	0.000200	0.00100		mg/L	1	04/28/11 08:26 PM
Dichlorodifluoromethane	<0.000200	0.000200	0.00100		mg/L	1	04/28/11 08:26 PM
Ethylbenzene	<0.000300	0.000300	0.00100		mg/L	1	04/28/11 08:26 PM
Isopropylbenzene	<0.000200	0.000200	0.00100		mg/L	1	04/28/11 08:26 PM
m,p-Xylene	<0.000600	0.000600	0.00200		mg/L	1	04/28/11 08:26 PM
Methyl Acetate	<0.00500	0.00500	0.0150		mg/L	1	04/28/11 08:26 PM
Methyl tert-butyl ether	<0.000300	0.000300	0.00100		mg/L	1	04/28/11 08:26 PM
Methylcyclohexane	<0.00500	0.00500	0.0150		mg/L	1	04/28/11 08:26 PM
Methylene chloride	<0.00250	0.00250	0.00250		mg/L	1	04/28/11 08:26 PM
o-Xylene	<0.000300	0.000300	0.00100		mg/L	1	04/28/11 08:26 PM
Styrene	<0.000200	0.000200	0.00100		mg/L	1	04/28/11 08:26 PM
Tetrachloroethene	<0.000600	0.000600	0.00200		mg/L	1	04/28/11 08:26 PM
Toluene	<0.000600	0.000600	0.00200		mg/L	1	04/28/11 08:26 PM

Qualifiers: See Final Page of Report for MQLs and MDLs

B	Analyte detected in the associated Method Blank	J	Analyte detected between SDL and RL
C	Sample Result or QC discussed in the Case Narrative	N	Parameter not NELAC certified
DF	Dilution Factor	ND	Not Detected at the SDL
E	TPH pattern not Gas or Diesel Range Pattern	RL	Reporting Limit (MQL adjusted for moisture and sample size)
		S	Spike Recovery outside control limits
		SDL	Sample Detection Limit

DHL Analytical

Date: 05/04/11

CLIENT:	Geo Strata Environmental Consultants	Client Sample ID:	GW-TB-02
Project:	Hillcrest CEI	Lab ID:	1104182-07
Project No:	760-SL11	Collection Date:	04/26/11
Lab Order:	1104182	Matrix:	Trip Blank

Analyses	Result	SDL	RL	Qual	Units	DF	Date Analyzed
trans-1,2-Dichloroethene	<0.000200	0.000200	0.00100		mg/L	1	04/28/11 08:26 PM
trans-1,3-Dichloropropene	<0.000200	0.000200	0.00100		mg/L	1	04/28/11 08:26 PM
Trichloroethene	<0.000600	0.000600	0.00200		mg/L	1	04/28/11 08:26 PM
Trichlorofluoromethane	<0.000200	0.000200	0.00100		mg/L	1	04/28/11 08:26 PM
Vinyl chloride	<0.000100	0.000100	0.00100		mg/L	1	04/28/11 08:26 PM
Surr: 1,2-Dichloroethane-d4	108	0	72 - 119		%REC	1	04/28/11 08:26 PM
Surr: 4-Bromofluorobenzene	98.0	0	76 - 119		%REC	1	04/28/11 08:26 PM
Surr: Dibromofluoromethane	107	0	85 - 115		%REC	1	04/28/11 08:26 PM
Surr: Toluene-d8	96.5	0	81 - 120		%REC	1	04/28/11 08:26 PM

Qualifiers: See Final Page of Report for MQLs and MDLs

B	Analyte detected in the associated Method Blank	J	Analyte detected between SDL and RL
C	Sample Result or QC discussed in the Case Narrative	N	Parameter not NELAC certified
DF	Dilution Factor	ND	Not Detected at the SDL
E	TPH pattern not Gas or Diesel Range Pattern	RL	Reporting Limit (MQL adjusted for moisture and sample size)
		S	Spike Recovery outside control limits
		SDL	Sample Detection Limit

DHL Analytical

Date: 05/04/11

CLIENT:	Geo Strata Environmental Consultants	Client Sample ID:	GW-03
Project:	Hillcrest CEI	Lab ID:	1104182-08
Project No:	760-SL11	Collection Date:	04/26/11 09:30 AM
Lab Order:	1104182	Matrix:	Aqueous

Analyses	Result	SDL	RL	Qual	Units	DF	Date Analyzed
8260 Water Volatiles by GC/MS		SW8260C					Analyst: KL
1,1,1-Trichloroethane	<0.000200	0.000200	0.00100		mg/L	1	04/28/11 08:50 PM
1,1,2,2-Tetrachloroethane	<0.000200	0.000200	0.00100		mg/L	1	04/28/11 08:50 PM
1,1,2-Trichloroethane	<0.000200	0.000200	0.00100		mg/L	1	04/28/11 08:50 PM
1,1,2-Trichlorotrifluoroethane	<0.00500	0.00500	0.0150		mg/L	1	04/28/11 08:50 PM
1,1-Dichloroethane	<0.000200	0.000200	0.00100		mg/L	1	04/28/11 08:50 PM
1,1-Dichloroethene	<0.000200	0.000200	0.00100		mg/L	1	04/28/11 08:50 PM
1,2,4-Trichlorobenzene	<0.00150	0.00150	0.00500		mg/L	1	04/28/11 08:50 PM
1,2-Dibromo-3-chloropropane	<0.00300	0.00300	0.0100		mg/L	1	04/28/11 08:50 PM
1,2-Dibromoethane	<0.000200	0.000200	0.00100		mg/L	1	04/28/11 08:50 PM
1,2-Dichlorobenzene	<0.000300	0.000300	0.00100		mg/L	1	04/28/11 08:50 PM
1,2-Dichloroethane	<0.000300	0.000300	0.00100		mg/L	1	04/28/11 08:50 PM
1,2-Dichloropropane	<0.000200	0.000200	0.00100		mg/L	1	04/28/11 08:50 PM
1,3-Dichlorobenzene	<0.000300	0.000300	0.00100		mg/L	1	04/28/11 08:50 PM
1,4-Dichlorobenzene	<0.000300	0.000300	0.00100		mg/L	1	04/28/11 08:50 PM
2-Butanone	<0.00500	0.00500	0.0150		mg/L	1	04/28/11 08:50 PM
2-Hexanone	<0.00500	0.00500	0.0150		mg/L	1	04/28/11 08:50 PM
4-Methyl-2-pentanone	<0.00500	0.00500	0.0150		mg/L	1	04/28/11 08:50 PM
Acetone	0.00864	0.00500	0.0150	J	mg/L	1	04/28/11 08:50 PM
Benzene	<0.000200	0.000200	0.00100		mg/L	1	04/28/11 08:50 PM
Bromodichloromethane	<0.000200	0.000200	0.00100		mg/L	1	04/28/11 08:50 PM
Bromoform	<0.000200	0.000200	0.00100		mg/L	1	04/28/11 08:50 PM
Bromomethane	<0.000300	0.000300	0.00100		mg/L	1	04/28/11 08:50 PM
Carbon disulfide	<0.00500	0.00500	0.0150		mg/L	1	04/28/11 08:50 PM
Carbon tetrachloride	<0.000200	0.000200	0.00100		mg/L	1	04/28/11 08:50 PM
Chlorobenzene	<0.000200	0.000200	0.00100		mg/L	1	04/28/11 08:50 PM
Chloroethane	<0.000300	0.000300	0.00100		mg/L	1	04/28/11 08:50 PM
Chloroform	<0.000300	0.000300	0.00100		mg/L	1	04/28/11 08:50 PM
Chloromethane	<0.000300	0.000300	0.00100		mg/L	1	04/28/11 08:50 PM
cis-1,2-Dichloroethene	<0.000200	0.000200	0.00100		mg/L	1	04/28/11 08:50 PM
cis-1,3-Dichloropropene	<0.000200	0.000200	0.00100		mg/L	1	04/28/11 08:50 PM
Cyclohexane	<0.00500	0.00500	0.0150	N	mg/L	1	04/28/11 08:50 PM
Dibromochloromethane	<0.000200	0.000200	0.00100		mg/L	1	04/28/11 08:50 PM
Dichlorodifluoromethane	<0.000200	0.000200	0.00100		mg/L	1	04/28/11 08:50 PM
Ethylbenzene	<0.000300	0.000300	0.00100		mg/L	1	04/28/11 08:50 PM
Isopropylbenzene	<0.000200	0.000200	0.00100		mg/L	1	04/28/11 08:50 PM
m,p-Xylene	<0.000600	0.000600	0.00200		mg/L	1	04/28/11 08:50 PM
Methyl Acetate	<0.00500	0.00500	0.0150		mg/L	1	04/28/11 08:50 PM
Methyl tert-butyl ether	<0.000300	0.000300	0.00100		mg/L	1	04/28/11 08:50 PM
Methylcyclohexane	<0.00500	0.00500	0.0150		mg/L	1	04/28/11 08:50 PM
Methylene chloride	<0.00250	0.00250	0.00250		mg/L	1	04/28/11 08:50 PM
o-Xylene	<0.000300	0.000300	0.00100		mg/L	1	04/28/11 08:50 PM
Styrene	<0.000200	0.000200	0.00100		mg/L	1	04/28/11 08:50 PM
Tetrachloroethene	<0.000600	0.000600	0.00200		mg/L	1	04/28/11 08:50 PM
Toluene	<0.000600	0.000600	0.00200		mg/L	1	04/28/11 08:50 PM

Qualifiers: See Final Page of Report for MQLs and MDLs

B	Analyte detected in the associated Method Blank	J	Analyte detected between SDL and RL
C	Sample Result or QC discussed in the Case Narrative	N	Parameter not NELAC certified
DF	Dilution Factor	ND	Not Detected at the SDL
E	TPH pattern not Gas or Diesel Range Pattern	RL	Reporting Limit (MQL adjusted for moisture and sample size)
		S	Spike Recovery outside control limits
		SDL	Sample Detection Limit

DHL Analytical

Date: 05/04/11

CLIENT:	Geo Strata Environmental Consultants	Client Sample ID:	GW-03
Project:	Hillcrest CEI	Lab ID:	1104182-08
Project No:	760-SL11	Collection Date:	04/26/11 09:30 AM
Lab Order:	1104182	Matrix:	Aqueous

Analyses	Result	SDL	RL	Qual	Units	DF	Date Analyzed
trans-1,2-Dichloroethene	<0.000200	0.000200	0.00100		mg/L	1	04/28/11 08:50 PM
trans-1,3-Dichloropropene	<0.000200	0.000200	0.00100		mg/L	1	04/28/11 08:50 PM
Trichloroethene	<0.000600	0.000600	0.00200		mg/L	1	04/28/11 08:50 PM
Trichlorofluoromethane	<0.000200	0.000200	0.00100		mg/L	1	04/28/11 08:50 PM
Vinyl chloride	<0.000100	0.000100	0.00100		mg/L	1	04/28/11 08:50 PM
Surr: 1,2-Dichloroethane-d4	107	0	72 - 119		%REC	1	04/28/11 08:50 PM
Surr: 4-Bromofluorobenzene	97.7	0	76 - 119		%REC	1	04/28/11 08:50 PM
Surr: Dibromofluoromethane	100	0	85 - 115		%REC	1	04/28/11 08:50 PM
Surr: Toluene-d8	96.4	0	81 - 120		%REC	1	04/28/11 08:50 PM

Qualifiers:

	See Final Page of Report for MQLs and MDLs	J	Analyte detected between SDL and RL
B	Analyte detected in the associated Method Blank	N	Parameter not NELAC certified
C	Sample Result or QC discussed in the Case Narrative	ND	Not Detected at the SDL
DF	Dilution Factor	RL	Reporting Limit (MQL adjusted for moisture and sample size)
E	TPH pattern not Gas or Diesel Range Pattern	S	Spike Recovery outside control limits
		SDL	Sample Detection Limit

CLIENT: Geo Strata Environmental Consultants
Work Order: 1104182
Project: Hillcrest CEI

ANALYTICAL QC SUMMARY REPORT

RunID: GC12_110427B

Sample ID:	MB-46083	Batch ID:	46083		TestNo:		TX1005		Units:		mg/L
SampType:	MBLK	Run ID:	GC12_110427B		Analysis Date:		04/27/11 02:03 PM		Prep Date:		04/27/11
Analyte		Result	RL	SPK value	Ref Val	%REC	LowLimit	HighLimit	%RPD	RPD Limit	Qual
T/R Hydrocarbons: C6-C12		<0.700	2.00								
T/R Hydrocarbons: >C12-C28		<0.700	2.00								
T/R Hydrocarbons: >C28-C35		<0.700	2.00								
T/R Hydrocarbons: C6-C35		<0.700	2.00								
Surr: Isopropylbenzene		2.52		2.500		101	70	130			
Surr: Octacosane		2.67		2.500		107	70	130			

Sample ID:	LCS-46083	Batch ID:	46083		TestNo:		TX1005		Units:		mg/L
SampType:	LCS	Run ID:	GC12_110427B		Analysis Date:		04/27/11 02:12 PM		Prep Date:		04/27/11
Analyte		Result	RL	SPK value	Ref Val	%REC	LowLimit	HighLimit	%RPD	RPD Limit	Qual
T/R Hydrocarbons: C6-C35		24.5	2.00	25.00	0	98.1	75	125			
Surr: Isopropylbenzene		2.49		2.500		99.7	70	130			
Surr: Octacosane		2.68		2.500		107	70	130			

Sample ID:	LCSD-46083	Batch ID:	46083		TestNo:		TX1005		Units:		mg/L
SampType:	LCSD	Run ID:	GC12_110427B		Analysis Date:		04/27/11 02:21 PM		Prep Date:		04/27/11
Analyte		Result	RL	SPK value	Ref Val	%REC	LowLimit	HighLimit	%RPD	RPD Limit	Qual
T/R Hydrocarbons: C6-C35		26.0	2.00	25.00	0	104	75	125	5.84	20	
Surr: Isopropylbenzene		2.65		2.500		106	70	130	0	0	
Surr: Octacosane		2.69		2.500		107	70	130	0	0	

Sample ID:	1104178-01BMS	Batch ID:	46083		TestNo:		TX1005		Units:		mg/L
SampType:	MS	Run ID:	GC12_110427B		Analysis Date:		04/27/11 02:39 PM		Prep Date:		04/27/11
Analyte		Result	RL	SPK value	Ref Val	%REC	LowLimit	HighLimit	%RPD	RPD Limit	Qual
T/R Hydrocarbons: C6-C35		25.2	1.95	24.43	0	103	75	125			
Surr: Isopropylbenzene		2.58		2.443		105	70	130			
Surr: Octacosane		2.46		2.443		101	70	130			

Sample ID:	1104178-01BMSD	Batch ID:	46083		TestNo:		TX1005		Units:		mg/L
SampType:	MSD	Run ID:	GC12_110427B		Analysis Date:		04/27/11 02:48 PM		Prep Date:		04/27/11
Analyte		Result	RL	SPK value	Ref Val	%REC	LowLimit	HighLimit	%RPD	RPD Limit	Qual
T/R Hydrocarbons: C6-C35		25.1	1.94	24.26	0	104	75	125	0.310	20	
Surr: Isopropylbenzene		2.55		2.426		105	70	130	0	0	
Surr: Octacosane		2.54		2.426		105	70	130	0	0	

Qualifiers:

B	Analyte detected in the associated Method Blank	R	RPD outside accepted control limits
DF	Dilution Factor	RL	Reporting Limit
J	Analyte detected between MDL and RL	S	Spike Recovery outside control limits
MDL	Method Detection Limit	J	Analyte detected between SDL and RL
ND	Not Detected at the Method Detection Limit	N	Parameter not NELAC certified

CLIENT: Geo Strata Environmental Consultants
Work Order: 1104182
Project: Hillcrest CEI

ANALYTICAL QC SUMMARY REPORT

RunID: GC12_110427B

Sample ID:	ICV-110427	Batch ID:	R54623		TestNo:		TX1005		Units:		mg/L
SampType:	ICV	Run ID:	GC12_110427B		Analysis Date:		04/27/11 09:43 AM		Prep Date:		
Analyte		Result	RL	SPK value	Ref Val	%REC	LowLimit	HighLimit	%RPD	RPD Limit	Qual
T/R Hydrocarbons: C6-C35		1000	2.00	1000	0	100	75	125			
Surr: Isopropylbenzene		49.8		50.00		99.6	70	130			
Surr: Octacosane		52.3		50.00		105	70	130			

Sample ID:	CCV2-110427	Batch ID:	R54623		TestNo:		TX1005		Units:		mg/L
SampType:	CCV	Run ID:	GC12_110427B		Analysis Date:		04/27/11 01:47 PM		Prep Date:		
Analyte		Result	RL	SPK value	Ref Val	%REC	LowLimit	HighLimit	%RPD	RPD Limit	Qual
T/R Hydrocarbons: C6-C35		542	2.00	500.0	0	108	75	125			
Surr: Isopropylbenzene		27.6		25.00		110	70	130			
Surr: Octacosane		27.6		25.00		110	70	130			

Sample ID:	CCV3-110427	Batch ID:	R54623		TestNo:		TX1005		Units:		mg/L
SampType:	CCV	Run ID:	GC12_110427B		Analysis Date:		04/27/11 03:42 PM		Prep Date:		
Analyte		Result	RL	SPK value	Ref Val	%REC	LowLimit	HighLimit	%RPD	RPD Limit	Qual
T/R Hydrocarbons: C6-C35		573	2.00	500.0	0	115	75	125			
Surr: Isopropylbenzene		28.3		25.00		113	70	130			
Surr: Octacosane		28.5		25.00		114	70	130			

Qualifiers:

B	Analyte detected in the associated Method Blank	R	RPD outside accepted control limits
DF	Dilution Factor	RL	Reporting Limit
J	Analyte detected between MDL and RL	S	Spike Recovery outside control limits
MDL	Method Detection Limit	J	Analyte detected between SDL and RL
ND	Not Detected at the Method Detection Limit	N	Parameter not NELAC certified

CLIENT: Geo Strata Environmental Consultants
Work Order: 1104182
Project: Hillcrest CEI

ANALYTICAL QC SUMMARY REPORT

RunID: GCMS5_110428B

Sample ID:	LCS-46096	Batch ID:	46096	TestNo:	SW8260C	Units:	mg/L
SampType:	LCS	Run ID:	GCMS5_110428B	Analysis Date:	04/28/11 01:38 PM	Prep Date:	04/28/11

Analyte	Result	RL	SPK value	Ref Val	%REC	LowLimit	HighLimit	%RPD	RPD Limit	Qual
1,1,1-Trichloroethane	0.0237	0.00100	0.0232	0	102	67	132			
1,1,2,2-Tetrachloroethane	0.0223	0.00100	0.0232	0	95.9	63	128			
1,1,2-Trichloroethane	0.0243	0.00100	0.0232	0	105	75	125			
1,1,2-Trichlorotrifluoroethane	0.0250	0.0150	0.0232	0	108	67	125			
1,1-Dichloroethane	0.0221	0.00100	0.0232	0	95.3	69	133			
1,1-Dichloroethene	0.0210	0.00100	0.0232	0	90.4	68	130			
1,2,4-Trichlorobenzene	0.0216	0.00500	0.0232	0	93.3	66	134			
1,2-Dibromo-3-chloropropane	0.0206	0.0100	0.0232	0	88.9	50	132			
1,2-Dibromoethane	0.0229	0.00100	0.0232	0	98.8	80	121			
1,2-Dichlorobenzene	0.0233	0.00100	0.0232	0	101	75	122			
1,2-Dichloroethane	0.0243	0.00100	0.0232	0	105	69	132			
1,2-Dichloropropane	0.0230	0.00100	0.0232	0	99.0	75	125			
1,3-Dichlorobenzene	0.0232	0.00100	0.0232	0	100	75	124			
1,4-Dichlorobenzene	0.0228	0.00100	0.0232	0	98.1	74	123			
2-Butanone	0.0226	0.0150	0.0232	0	97.5	49	136			
2-Hexanone	0.0211	0.0150	0.0232	0	90.9	50	150			
4-Methyl-2-pentanone	0.0227	0.0150	0.0232	0	97.9	60	134			
Acetone	0.0232	0.0150	0.0232	0	100	40	135			
Benzene	0.0227	0.00100	0.0232	0	97.9	81	122			
Bromodichloromethane	0.0241	0.00100	0.0232	0	104	76	121			
Bromoform	0.0231	0.00100	0.0232	0	99.6	69	128			
Bromomethane	0.0285	0.00100	0.0232	0	123	53	141			
Carbon disulfide	0.0215	0.0150	0.0232	0	92.5	50	150			
Carbon tetrachloride	0.0247	0.00100	0.0232	0	106	66	138			
Chlorobenzene	0.0229	0.00100	0.0232	0	98.7	81	122			
Chloroethane	0.0280	0.00100	0.0232	0	121	58	133			
Chloroform	0.0238	0.00100	0.0232	0	103	69	128			
Chloromethane	0.0239	0.00100	0.0232	0	103	56	131			
cis-1,2-Dichloroethene	0.0226	0.00100	0.0232	0	97.4	72	126			
cis-1,3-Dichloropropene	0.0238	0.00100	0.0232	0	102	69	131			
Cyclohexane	0.0226	0.0150	0.0232	0	97.4	40	161			N
Dibromochloromethane	0.0226	0.00100	0.0232	0	97.6	66	133			
Dichlorodifluoromethane	0.0263	0.00100	0.0232	0	113	53	153			
Ethylbenzene	0.0232	0.00100	0.0232	0	100	80	120			
Isopropylbenzene	0.0226	0.00100	0.0232	0	97.5	75	127			
m,p-Xylene	0.0472	0.00200	0.0464	0	102	80	120			
Methyl Acetate	0.0219	0.0150	0.0232	0	94.5	50	150			
Methyl tert-butyl ether	0.0225	0.00100	0.0232	0	96.8	68	123			
Methylcyclohexane	0.0237	0.0150	0.0232	0	102	70	130			
Methylene chloride	0.0246	0.00250	0.0232	0	106	63	137			
o-Xylene	0.0231	0.00100	0.0232	0	99.4	80	120			
Styrene	0.0232	0.00100	0.0232	0	99.8	65	134			
Tetrachloroethene	0.0236	0.00200	0.0232	0	102	66	128			
Toluene	0.0238	0.00200	0.0232	0	103	80	120			

Qualifiers:

B	Analyte detected in the associated Method Blank	R	RPD outside accepted control limits
DF	Dilution Factor	RL	Reporting Limit
J	Analyte detected between MDL and RL	S	Spike Recovery outside control limits
MDL	Method Detection Limit	J	Analyte detected between SDL and RL
ND	Not Detected at the Method Detection Limit	N	Parameter not NELAC certified

CLIENT: Geo Strata Environmental Consultants
Work Order: 1104182
Project: Hillcrest CEI

ANALYTICAL QC SUMMARY REPORT

RunID: GCMS5_110428B

trans-1,2-Dichloroethene	0.0219	0.00100	0.0232	0	94.6	63	137
trans-1,3-Dichloropropene	0.0247	0.00100	0.0232	0	107	59	135
Trichloroethene	0.0240	0.00200	0.0232	0	103	70	127
Trichlorofluoromethane	0.0268	0.00100	0.0232	0	116	57	129
Vinyl chloride	0.0257	0.00100	0.0232	0	111	50	134
Surr: 1,2-Dichloroethane-d4	210		200.0		105	72	119
Surr: 4-Bromofluorobenzene	195		200.0		97.3	76	119
Surr: Dibromofluoromethane	202		200.0		101	85	115
Surr: Toluene-d8	195		200.0		97.3	81	120

Sample ID:	MB-46096	Batch ID:	46096	TestNo:	SW8260C	Units:	mg/L
SampType:	MBLK	Run ID:	GCMS5_110428B	Analysis Date:	04/28/11 02:29 PM	Prep Date:	04/28/11

Analyte	Result	RL	SPK value	Ref Val	%REC	LowLimit	HighLimit	%RPD	RPD Limit	Qual
1,1,1-Trichloroethane	<0.000200	0.00100								
1,1,2,2-Tetrachloroethane	<0.000200	0.00100								
1,1,2-Trichloroethane	<0.000200	0.00100								
1,1,2-Trichlorotrifluoroethane	<0.00500	0.0150								
1,1-Dichloroethane	<0.000200	0.00100								
1,1-Dichloroethene	<0.000200	0.00100								
1,2,4-Trichlorobenzene	<0.00150	0.00500								
1,2-Dibromo-3-chloropropane	<0.00300	0.0100								
1,2-Dibromoethane	<0.000200	0.00100								
1,2-Dichlorobenzene	<0.000300	0.00100								
1,2-Dichloroethane	<0.000300	0.00100								
1,2-Dichloropropane	<0.000200	0.00100								
1,3-Dichlorobenzene	<0.000300	0.00100								
1,4-Dichlorobenzene	<0.000300	0.00100								
2-Butanone	<0.00500	0.0150								
2-Hexanone	<0.00500	0.0150								
4-Methyl-2-pentanone	<0.00500	0.0150								
Acetone	<0.00500	0.0150								
Benzene	<0.000200	0.00100								
Bromodichloromethane	<0.000200	0.00100								
Bromoform	<0.000200	0.00100								
Bromomethane	<0.000300	0.00100								
Carbon disulfide	<0.00500	0.0150								
Carbon tetrachloride	<0.000200	0.00100								
Chlorobenzene	<0.000200	0.00100								
Chloroethane	<0.000300	0.00100								
Chloroform	<0.000300	0.00100								
Chloromethane	<0.000300	0.00100								
cis-1,2-Dichloroethene	<0.000200	0.00100								
cis-1,3-Dichloropropene	<0.000200	0.00100								
Cyclohexane	<0.00500	0.0150								N
Dibromochloromethane	<0.000200	0.00100								
Dichlorodifluoromethane	<0.000200	0.00100								
Ethylbenzene	<0.000300	0.00100								

Qualifiers:

B	Analyte detected in the associated Method Blank	R	RPD outside accepted control limits
DF	Dilution Factor	RL	Reporting Limit
J	Analyte detected between MDL and RL	S	Spike Recovery outside control limits
MDL	Method Detection Limit	J	Analyte detected between SDL and RL
ND	Not Detected at the Method Detection Limit	N	Parameter not NELAC certified

CLIENT: Geo Strata Environmental Consultants
Work Order: 1104182
Project: Hillcrest CEI

ANALYTICAL QC SUMMARY REPORT

RunID: GCMS5_110428B

Isopropylbenzene	<0.000200	0.00100				
m,p-Xylene	<0.000600	0.00200				
Methyl Acetate	<0.00500	0.0150				
Methyl tert-butyl ether	<0.000300	0.00100				
Methylcyclohexane	<0.00500	0.0150				
Methylene chloride	<0.00250	0.00250				
o-Xylene	<0.000300	0.00100				
Styrene	<0.000200	0.00100				
Tetrachloroethene	<0.000600	0.00200				
Toluene	<0.000600	0.00200				
trans-1,2-Dichloroethene	<0.000200	0.00100				
trans-1,3-Dichloropropene	<0.000200	0.00100				
Trichloroethene	<0.000600	0.00200				
Trichlorofluoromethane	<0.000200	0.00100				
Vinyl chloride	<0.000100	0.00100				
Surr: 1,2-Dichloroethane-d4	213		200.0	106	72	119
Surr: 4-Bromofluorobenzene	197		200.0	98.6	76	119
Surr: Dibromofluoromethane	204		200.0	102	85	115
Surr: Toluene-d8	194		200.0	96.8	81	120

Sample ID:	1104192-06AMS	Batch ID:	46096	TestNo:	SW8260C	Units:	mg/L
SampType:	MS	Run ID:	GCMS5_110428B	Analysis Date:	04/28/11 11:45 PM	Prep Date:	04/28/11

Analyte	Result	RL	SPK value	Ref Val	%REC	LowLimit	HighLimit	%RPD	RPD Limit	Qual
1,1,1-Trichloroethane	0.0227	0.00100	0.0232	0	98.0	67	132			
1,1,2,2-Tetrachloroethane	0.0233	0.00100	0.0232	0	101	63	128			
1,1,2-Trichloroethane	0.0245	0.00100	0.0232	0	106	75	125			
1,1,2-Trichlorotrifluoroethane	0.0233	0.0150	0.0232	0	101	67	125			
1,1-Dichloroethane	0.0211	0.00100	0.0232	0	90.8	69	133			
1,1-Dichloroethene	0.0195	0.00100	0.0232	0	84.2	68	130			
1,2,4-Trichlorobenzene	0.0190	0.00500	0.0232	0	81.7	66	134			
1,2-Dibromo-3-chloropropane	0.0218	0.0100	0.0232	0	93.8	50	132			
1,2-Dibromoethane	0.0222	0.00100	0.0232	0	95.7	80	121			
1,2-Dichlorobenzene	0.0224	0.00100	0.0232	0	96.4	75	125			
1,2-Dichloroethane	0.0248	0.00100	0.0232	0	107	68	132			
1,2-Dichloropropane	0.0217	0.00100	0.0232	0	93.6	75	125			
1,3-Dichlorobenzene	0.0219	0.00100	0.0232	0	94.3	75	124			
1,4-Dichlorobenzene	0.0221	0.00100	0.0232	0	95.2	74	123			
2-Butanone	0.0238	0.0150	0.0232	0	103	49	136			
2-Hexanone	0.0248	0.0150	0.0232	0	107	50	150			
4-Methyl-2-pentanone	0.0267	0.0150	0.0232	0	115	60	135			
Acetone	0.0275	0.0150	0.0232	0	118	40	135			
Benzene	0.0215	0.00100	0.0232	0	92.7	81	120			
Bromodichloromethane	0.0238	0.00100	0.0232	0	102	76	121			
Bromoform	0.0233	0.00100	0.0232	0	101	69	128			
Bromomethane	0.0193	0.00100	0.0232	0	83.4	53	141			
Carbon disulfide	0.0205	0.0150	0.0232	0	88.5	50	150			
Carbon tetrachloride	0.0235	0.00100	0.0232	0	101	66	138			

Qualifiers:

B	Analyte detected in the associated Method Blank	R	RPD outside accepted control limits
DF	Dilution Factor	RL	Reporting Limit
J	Analyte detected between MDL and RL	S	Spike Recovery outside control limits
MDL	Method Detection Limit	J	Analyte detected between SDL and RL
ND	Not Detected at the Method Detection Limit	N	Parameter not NELAC certified

CLIENT: Geo Strata Environmental Consultants
Work Order: 1104182
Project: Hillcrest CEI

ANALYTICAL QC SUMMARY REPORT

RunID: GCMS5_110428B

Chlorobenzene	0.0219	0.00100	0.0232	0	94.4	81	122	
Chloroethane	0.0258	0.00100	0.0232	0	111	58	133	
Chloroform	0.0234	0.00100	0.0232	0	101	69	128	
Chloromethane	0.0214	0.00100	0.0232	0	92.4	56	131	
cis-1,2-Dichloroethene	0.0209	0.00100	0.0232	0	90.0	72	126	
cis-1,3-Dichloropropene	0.0204	0.00100	0.0232	0	88.0	69	131	
Cyclohexane	0.0207	0.0150	0.0232	0	89.1	40	161	N
Dibromochloromethane	0.0220	0.00100	0.0232	0	94.7	66	133	
Dichlorodifluoromethane	0.0249	0.00100	0.0232	0	107	53	153	
Ethylbenzene	0.0217	0.00100	0.0232	0	93.6	80	120	
Isopropylbenzene	0.0209	0.00100	0.0232	0	90.0	75	127	
m,p-Xylene	0.0442	0.00200	0.0464	0	95.3	80	120	
Methyl Acetate	0.0210	0.0150	0.0232	0	90.6	50	150	
Methyl tert-butyl ether	0.0221	0.00100	0.0232	0	95.4	68	123	
Methylcyclohexane	0.0218	0.0150	0.0232	0	94.1	70	130	
Methylene chloride	0.0241	0.00250	0.0232	0	104	63	137	
o-Xylene	0.0214	0.00100	0.0232	0	92.1	80	120	
Styrene	0.000640	0.00100	0.0232	0	2.76	65	134	S
Tetrachloroethene	0.0222	0.00200	0.0232	0	95.8	66	128	
Toluene	0.0230	0.00200	0.0232	0	99.1	80	120	
trans-1,2-Dichloroethene	0.0200	0.00100	0.0232	0	86.3	63	137	
trans-1,3-Dichloropropene	0.0234	0.00100	0.0232	0	101	59	135	
Trichloroethene	0.0232	0.00200	0.0232	0	100	70	127	
Trichlorofluoromethane	0.0259	0.00100	0.0232	0	111	57	129	
Vinyl chloride	0.0230	0.00100	0.0232	0	99.4	50	134	
Surr: 1,2-Dichloroethane-d4	216		200.0		108	72	119	
Surr: 4-Bromofluorobenzene	193		200.0		96.7	76	119	
Surr: Dibromofluoromethane	204		200.0		102	85	115	
Surr: Toluene-d8	190		200.0		95.1	81	120	

Sample ID:	1104192-06AMSD	Batch ID:	46096	TestNo:	SW8260C	Units:	mg/L
SampType:	MSD	Run ID:	GCMS5_110428B	Analysis Date:	04/29/11 12:10 AM	Prep Date:	04/28/11

Analyte	Result	RL	SPK value	Ref Val	%REC	LowLimit	HighLimit	%RPD	RPD Limit	Qual
1,1,1-Trichloroethane	0.0226	0.00100	0.0232	0	97.4	67	132	0.618	20	
1,1,2,2-Tetrachloroethane	0.0219	0.00100	0.0232	0	94.5	63	128	6.19	20	
1,1,2-Trichloroethane	0.0235	0.00100	0.0232	0	101	75	125	4.00	20	
1,1,2-Trichlorotrifluoroethane	0.0228	0.0150	0.0232	0	98.3	67	125	2.30	20	
1,1-Dichloroethane	0.0208	0.00100	0.0232	0	89.7	69	133	1.19	20	
1,1-Dichloroethene	0.0192	0.00100	0.0232	0	82.8	68	130	1.70	20	
1,2,4-Trichlorobenzene	0.0194	0.00500	0.0232	0	83.4	66	134	2.04	20	
1,2-Dibromo-3-chloropropane	0.0210	0.0100	0.0232	0	90.5	50	132	3.60	20	
1,2-Dibromoethane	0.0218	0.00100	0.0232	0	93.8	80	121	2.05	20	
1,2-Dichlorobenzene	0.0220	0.00100	0.0232	0	94.7	75	125	1.80	20	
1,2-Dichloroethane	0.0239	0.00100	0.0232	0	103	68	132	3.58	20	
1,2-Dichloropropane	0.0216	0.00100	0.0232	0	93.1	75	125	0.600	20	
1,3-Dichlorobenzene	0.0216	0.00100	0.0232	0	93.3	75	124	1.10	20	
1,4-Dichlorobenzene	0.0216	0.00100	0.0232	0	93.1	74	123	2.24	20	

Qualifiers:

B	Analyte detected in the associated Method Blank	R	RPD outside accepted control limits
DF	Dilution Factor	RL	Reporting Limit
J	Analyte detected between MDL and RL	S	Spike Recovery outside control limits
MDL	Method Detection Limit	J	Analyte detected between SDL and RL
ND	Not Detected at the Method Detection Limit	N	Parameter not NELAC certified

CLIENT: Geo Strata Environmental Consultants
Work Order: 1104182
Project: Hillcrest CEI

ANALYTICAL QC SUMMARY REPORT

RunID: GCMS5_110428B

2-Butanone	0.0213	0.0150	0.0232	0	91.7	49	136	11.1	20	
2-Hexanone	0.0228	0.0150	0.0232	0	98.3	50	150	8.60	20	
4-Methyl-2-pentanone	0.0244	0.0150	0.0232	0	105	60	135	9.13	20	
Acetone	0.0264	0.0150	0.0232	0	114	40	135	4.13	20	
Benzene	0.0214	0.00100	0.0232	0	92.1	81	120	0.653	20	
Bromodichloromethane	0.0232	0.00100	0.0232	0	100	76	121	2.39	20	
Bromoform	0.0223	0.00100	0.0232	0	96.2	69	128	4.47	20	
Bromomethane	0.0219	0.00100	0.0232	0	94.2	53	141	12.2	20	
Carbon disulfide	0.0199	0.0150	0.0232	0	85.6	50	150	3.32	20	
Carbon tetrachloride	0.0228	0.00100	0.0232	0	98.3	66	138	3.19	20	
Chlorobenzene	0.0216	0.00100	0.0232	0	93.3	81	122	1.10	20	
Chloroethane	0.0256	0.00100	0.0232	0	110	58	133	0.701	20	
Chloroform	0.0228	0.00100	0.0232	0	98.4	69	128	2.38	20	
Chloromethane	0.0221	0.00100	0.0232	0	95.3	56	131	3.12	20	
cis-1,2-Dichloroethene	0.0213	0.00100	0.0232	0	91.8	72	126	1.90	20	
cis-1,3-Dichloropropene	0.0202	0.00100	0.0232	0	86.9	69	131	1.28	20	
Cyclohexane	0.0208	0.0150	0.0232	0	89.7	40	161	0.627	20	N
Dibromochloromethane	0.0214	0.00100	0.0232	0	92.5	66	133	2.35	20	
Dichlorodifluoromethane	0.0245	0.00100	0.0232	0	106	53	153	1.62	20	
Ethylbenzene	0.0217	0.00100	0.0232	0	93.7	80	120	0.092	20	
Isopropylbenzene	0.0208	0.00100	0.0232	0	89.6	75	127	0.528	20	
m,p-Xylene	0.0440	0.00200	0.0464	0	94.8	80	120	0.544	20	
Methyl Acetate	0.0192	0.0150	0.0232	0	82.7	50	150	9.20	20	
Methyl tert-butyl ether	0.0213	0.00100	0.0232	0	91.9	68	123	3.78	20	
Methylcyclohexane	0.0214	0.0150	0.0232	0	92.4	70	130	1.80	20	
Methylene chloride	0.0235	0.00250	0.0232	0	101	63	137	2.73	20	
o-Xylene	0.0214	0.00100	0.0232	0	92.4	80	120	0.327	20	
Styrene	0.000640	0.00100	0.0232	0	2.76	65	134	0	20	S
Tetrachloroethene	0.0218	0.00200	0.0232	0	94.2	66	128	1.72	20	
Toluene	0.0223	0.00200	0.0232	0	96.1	80	120	3.00	20	
trans-1,2-Dichloroethene	0.0201	0.00100	0.0232	0	86.6	63	137	0.349	20	
trans-1,3-Dichloropropene	0.0226	0.00100	0.0232	0	97.6	59	135	3.43	20	
Trichloroethene	0.0228	0.00200	0.0232	0	98.4	70	127	1.52	20	
Trichlorofluoromethane	0.0253	0.00100	0.0232	0	109	57	129	2.23	20	
Vinyl chloride	0.0233	0.00100	0.0232	0	100	50	134	0.907	20	
Surr: 1,2-Dichloroethane-d4	213		200.0		106	72	119	0	0	
Surr: 4-Bromofluorobenzene	193		200.0		96.7	76	119	0	0	
Surr: Dibromofluoromethane	204		200.0		102	85	115	0	0	
Surr: Toluene-d8	191		200.0		95.4	81	120	0	0	

Qualifiers:

B	Analyte detected in the associated Method Blank	R	RPD outside accepted control limits
DF	Dilution Factor	RL	Reporting Limit
J	Analyte detected between MDL and RL	S	Spike Recovery outside control limits
MDL	Method Detection Limit	J	Analyte detected between SDL and RL
ND	Not Detected at the Method Detection Limit	N	Parameter not NELAC certified

CLIENT: Geo Strata Environmental Consultants
Work Order: 1104182
Project: Hillcrest CEI

ANALYTICAL QC SUMMARY REPORT

RunID: GCMS5_110428B

Sample ID:	ICV-110428	Batch ID:	R54653		TestNo:		SW8260C		Units:		mg/L
SampType:	ICV	Run ID:	GCMS5_110428B		Analysis Date:		04/28/11 01:12 PM		Prep Date:		
Analyte		Result	RL	SPK value	Ref Val	%REC	LowLimit	HighLimit	%RPD	RPD Limit	Qual
1,1,1-Trichloroethane		0.0474	0.00100	0.0464	0	102	70	130			
1,1,2,2-Tetrachloroethane		0.0416	0.00100	0.0464	0	89.5	70	130			
1,1,2-Trichloroethane		0.0474	0.00100	0.0464	0	102	70	130			
1,1,2-Trichlorotrifluoroethane		0.0483	0.0150	0.0464	0	104	70	130			
1,1-Dichloroethane		0.0440	0.00100	0.0464	0	94.8	70	130			
1,1-Dichloroethene		0.0404	0.00100	0.0464	0	87.0	80	120			
1,2,4-Trichlorobenzene		0.0426	0.00500	0.0464	0	91.9	70	130			
1,2-Dibromo-3-chloropropane		0.0376	0.0100	0.0464	0	81.0	70	130			
1,2-Dibromoethane		0.0457	0.00100	0.0464	0	98.4	70	130			
1,2-Dichlorobenzene		0.0463	0.00100	0.0464	0	99.8	70	130			
1,2-Dichloroethane		0.0486	0.00100	0.0464	0	105	70	130			
1,2-Dichloropropane		0.0453	0.00100	0.0464	0	97.6	70	130			
1,3-Dichlorobenzene		0.0456	0.00100	0.0464	0	98.3	70	130			
1,4-Dichlorobenzene		0.0449	0.00100	0.0464	0	96.7	70	130			
2-Butanone		0.0397	0.0150	0.0464	0	85.5	70	130			
2-Hexanone		0.0374	0.0150	0.0464	0	80.5	70	130			
4-Methyl-2-pentanone		0.0432	0.0150	0.0464	0	93.0	70	130			
Acetone		0.0416	0.0150	0.0464	0	89.6	70	130			
Benzene		0.0447	0.00100	0.0464	0	96.3	70	130			
Bromodichloromethane		0.0490	0.00100	0.0464	0	106	70	130			
Bromoform		0.0463	0.00100	0.0464	0	99.8	70	130			
Bromomethane		0.0523	0.00100	0.0464	0	113	70	130			
Carbon disulfide		0.0428	0.0150	0.0464	0	92.3	70	130			
Carbon tetrachloride		0.0486	0.00100	0.0464	0	105	70	130			
Chlorobenzene		0.0448	0.00100	0.0464	0	96.6	70	130			
Chloroethane		0.0525	0.00100	0.0464	0	113	70	130			
Chloroform		0.0477	0.00100	0.0464	0	103	80	120			
Chloromethane		0.0465	0.00100	0.0464	0	100	70	130			
cis-1,2-Dichloroethene		0.0456	0.00100	0.0464	0	98.2	70	130			
cis-1,3-Dichloropropene		0.0486	0.00100	0.0464	0	105	70	130			
Cyclohexane		0.0444	0.0150	0.0464	0	95.7	70	130			N
Dibromochloromethane		0.0462	0.00100	0.0464	0	99.7	70	130			
Dichlorodifluoromethane		0.0502	0.00100	0.0464	0	108	70	130			
Ethylbenzene		0.0455	0.00100	0.0464	0	98.1	80	120			
Isopropylbenzene		0.0451	0.00100	0.0464	0	97.1	70	130			
m,p-Xylene		0.0921	0.00200	0.0928	0	99.3	70	130			
Methyl Acetate		0.0399	0.0150	0.0464	0	86.0	70	130			
Methyl tert-butyl ether		0.0433	0.00100	0.0464	0	93.3	70	130			
Methylcyclohexane		0.0452	0.0150	0.0464	0	97.3	70	130			
Methylene chloride		0.0484	0.00250	0.0464	0	104	70	130			
o-Xylene		0.0462	0.00100	0.0464	0	99.6	70	130			
Styrene		0.0464	0.00100	0.0464	0	100	70	130			
Tetrachloroethene		0.0462	0.00200	0.0464	0	99.7	70	130			
Toluene		0.0458	0.00200	0.0464	0	98.7	80	120			

Qualifiers:

B	Analyte detected in the associated Method Blank	R	RPD outside accepted control limits
DF	Dilution Factor	RL	Reporting Limit
J	Analyte detected between MDL and RL	S	Spike Recovery outside control limits
MDL	Method Detection Limit	J	Analyte detected between SDL and RL
ND	Not Detected at the Method Detection Limit	N	Parameter not NELAC certified

CLIENT: Geo Strata Environmental Consultants
Work Order: 1104182
Project: Hillcrest CEI

ANALYTICAL QC SUMMARY REPORT

RunID: GCMS5_110428B

trans-1,2-Dichloroethene	0.0432	0.00100	0.0464	0	93.0	70	130
trans-1,3-Dichloropropene	0.0502	0.00100	0.0464	0	108	70	130
Trichloroethene	0.0473	0.00200	0.0464	0	102	70	130
Trichlorofluoromethane	0.0524	0.00100	0.0464	0	113	70	130
Vinyl chloride	0.0495	0.00100	0.0464	0	107	80	120
Surr: 1,2-Dichloroethane-d4	214		200.0		107	72	119
Surr: 4-Bromofluorobenzene	193		200.0		96.5	76	119
Surr: Dibromofluoromethane	206		200.0		103	85	115
Surr: Toluene-d8	194		200.0		97.2	81	120

Qualifiers:				
	B	Analyte detected in the associated Method Blank	R	RPD outside accepted control limits
	DF	Dilution Factor	RL	Reporting Limit
	J	Analyte detected between MDL and RL	S	Spike Recovery outside control limits
	MDL	Method Detection Limit	J	Analyte detected between SDL and RL
	ND	Not Detected at the Method Detection Limit	N	Parameter not NELAC certified

CLIENT: Geo Strata Environmental Consultants
Work Order: 1104182
Project: Hillcrest CEI

MQL SUMMARY REPORT

TestNo: TX1005 Analyte	MDL mg/L	MQL mg/L
T/R Hydrocarbons: >C12-C28	0.700	2.00
T/R Hydrocarbons: >C28-C35	0.700	2.00
T/R Hydrocarbons: C6-C12	0.700	2.00
T/R Hydrocarbons: C6-C35	0.700	2.00

TestNo: SW8260C Analyte	MDL mg/L	MQL mg/L
1,1,1-Trichloroethane	0.000200	0.00100
1,1,2,2-Tetrachloroethane	0.000200	0.00100
1,1,2-Trichloroethane	0.000200	0.00100
1,1,2-Trichlorotrifluoroethane	0.00500	0.0150
1,1-Dichloroethane	0.000200	0.00100
1,1-Dichloroethene	0.000200	0.00100
1,2,4-Trichlorobenzene	0.00150	0.00500
1,2-Dibromo-3-chloropropane	0.00300	0.0100
1,2-Dibromoethane	0.000200	0.00100
1,2-Dichlorobenzene	0.000300	0.00100
1,2-Dichloroethane	0.000300	0.00100
1,2-Dichloropropane	0.000200	0.00100
1,3-Dichlorobenzene	0.000300	0.00100
1,4-Dichlorobenzene	0.000300	0.00100
2-Butanone	0.00500	0.0150
2-Hexanone	0.00500	0.0150
4-Methyl-2-pentanone	0.00500	0.0150
Acetone	0.00500	0.0150
Benzene	0.000200	0.00100
Bromodichloromethane	0.000200	0.00100
Bromoform	0.000200	0.00100
Bromomethane	0.000300	0.00100
Carbon disulfide	0.00500	0.0150
Carbon tetrachloride	0.000200	0.00100
Chlorobenzene	0.000200	0.00100
Chloroethane	0.000300	0.00100
Chloroform	0.000300	0.00100
Chloromethane	0.000300	0.00100
cis-1,2-Dichloroethene	0.000200	0.00100
cis-1,3-Dichloropropene	0.000200	0.00100
Cyclohexane	0.00500	0.0150
Dibromochloromethane	0.000200	0.00100
Dichlorodifluoromethane	0.000200	0.00100
Ethylbenzene	0.000300	0.00100
Isopropylbenzene	0.000200	0.00100
m,p-Xylene	0.000600	0.00200
Methyl Acetate	0.00500	0.0150
Methyl tert-butyl ether	0.000300	0.00100
Methylcyclohexane	0.00500	0.0150
Methylene chloride	0.00250	0.00250
o-Xylene	0.000300	0.00100
Styrene	0.000200	0.00100
Tetrachloroethene	0.000600	0.00200
Toluene	0.000600	0.00200
trans-1,2-Dichloroethene	0.000200	0.00100
trans-1,3-Dichloropropene	0.000200	0.00100
Trichloroethene	0.000600	0.00200
Trichlorofluoromethane	0.000200	0.00100
Vinyl chloride	0.000100	0.00100

Qualifiers:
MQL - Method Quantitation Limit as defined by TRRP
MDL - Method Detection Limit as defined by TRRP

May 05, 2011

Cheri Krieg
Geo Strata Environmental Consultants
4718 College Park
San Antonio, TX 78249

Order No: 1104192

TEL: (210) 492-2558
FAX: (210) 492-8935

RE: Hillcrest CEI

Dear Cheri Krieg:

DHL Analytical received 7 sample(s) on 4/28/2011 for the analyses presented in the following report.

There were no problems with the analyses and all data met requirements of NELAC except where noted in the Case Narrative. All non-NELAC methods will be identified accordingly in the case narrative and all estimated uncertainties of test results are within method or EPA specifications.

If you have any questions regarding these tests results, please feel free to call. Thank you for using DHL Analytical.

Sincerely,

John DuPont
General Manager

This report was performed under the accreditation of the State of Texas Laboratory Certification Number: T104704211-11-6

Table of Contents

Miscellaneous Documents 3

Case Narrative 14

Sample Summary 15

Prep Dates Report 16

Analytical Dates Report 17

Sample Results 18

Analytical QC Summary Report 32

MQL Summary Report 41

DHL ANALYTICAL
2300 Double Creek Dr. ■ Round Rock, TX 78664
Phone (512) 388-8222 ■ FAX (512) 388-8229
Web: www.dhlanalytical.com
E-Mail: login@dhlanalytical.com

№ 50193

CHAIN-OF-CUSTODY

CLIENT: GEO STRATA
ADDRESS: 4718 COLLEGE PARK
PHONE: (210) 492-7282 FAX/E-MAIL: (210) 492-8935
DATA REPORTED TO: CHERI KRIEG
ADDITIONAL REPORT COPIES TO:

DATE: 4/27/11 PAGE 1 OF 1
PO #: 339283K DHL WORK ORDER #: 110-192
PROJECT LOCATION OR NAME: HILLCREST COMMUNITY ENVIRO. INVESTIGATION
CLENT PROJECT #: 760-SL11 COLLECTOR: R. Arredondo

Authorize 5% surcharge for TRRP Report? ☐ Yes ☐ No

S=SOIL P=PAINT W=WATER SL=SLUDGE A=AIR O=OTHER L=LIQUID SO=SOLID

PRESERVATION: HCl, HNO_3, H_2SO_4 ☐ NaOH ☐, ICE, UNPRESERVED

ANALYSES: BTEX ☐ MTBE ☐ (TPH 1005 ☐ TPH 1006 ☐ (METHOD 8021) HOLD 1006 ☐ GRO (METHOD 8015) ☐ DRO (METHOD 8105) ☐ VOC 8260/5035 ☐ VOC 8260 ☑ VOC 624 ☐ SVOC 8270 ☐ PAH 8270 ☐ HOLD PAH ☐ SVOC 625 ☐ SVOC 8270 ☐ 8081 PEST ☐ 608 PEST/PCB ☐ 8082 PCB ☐ 8270 PEST ☐ 8270 PCB ☐ 8270 O-P PEST ☐ 8321 HERB ☐ 8330 EXPL ☐ PERCHLORATE ☐ METALS 6020 ☐ METALS 200.8 ☐ DISS. METALS ☐ RCRA ☐ TX11 ☐ PH ☐ HEX CHROM ☐ ALKALINITY ☐ CHLORIDE ☐ ANIONS ☐ TCLP-SVOC ☐ VOC ☐ PEST ☐ HERB ☐ TCLP-METALS ☐ RCRA 8 ☐ TX-11 ☐ Pb ☐ RCI ☐ TOX ☐ FLASHPOINT ☐ TDS ☐ TSS ☐ % MOISTURE ☐ CYANIDE ☐ MS/MSD

Field Sample I.D.	DHL Lab #	Date	Time	Matrix	Container Type	# of Containers	HCl	HNO_3	H_2SO_4 ☐ NaOH ☐	ICE	UNPRESERVED	BTEX	MTBE	(TPH 1005 ☐ TPH 1006 ☐ (METHOD 8021) HOLD 1006 ☐	GRO (METHOD 8015) ☐ DRO (METHOD 8105) ☐	VOC 8260/5035 ☐	VOC 8260 ☑ VOC 624 ☐	SVOC 8270 ☐ PAH 8270 ☐ HOLD PAH ☐ SVOC 625 ☐	SVOC 8270 ☐ 8081 PEST ☐ 608 PEST/PCB ☐ 8082 PCB ☐ 8270 PEST ☐ 8270 PCB ☐	8270 O-P PEST ☐ 8321 HERB ☐ 8330 EXPL ☐ PERCHLORATE ☐	METALS 6020 ☐ METALS 200.8 ☐ DISS. METALS ☐	RCRA ☐ TX11 ☐	PH ☐ HEX CHROM ☐ ALKALINITY ☐	CHLORIDE ☐ ANIONS ☐	TCLP-SVOC ☐ VOC ☐ PEST ☐ HERB ☐	TCLP-METALS ☐ RCRA 8 ☐ TX-11 ☐ Pb ☐	RCI ☐ TOX ☐ FLASHPOINT ☐	TDS ☐ TSS ☐ % MOISTURE ☐ CYANIDE ☐	MS/MSD	FIELD NOTES
GW-TB-05	01	4/27/11		W	GLASS	2	✓			✓					✓																		
GW-EB-03	02	4/27/11	0900	W	GLASS	6	✓			✓				✓	✓																		
GW-FB-02	03	4/27/11	0930	W	GLASS	3	✓			✓					✓																		
GW-05	04	4/27/11	1230	W	GLASS	6	✓			✓				✓	✓																		
GW-06	05	4/27/11	1430	W	GLASS	6	✓			✓				✓	✓																		
GW-02	06	4/27/11	1015	W	GLASS	18	✓			✓				✓	✓															✓			
GW-03 SPRING WATER	07	4/27/11	1530	W	GLASS	6	✓			✓				✓	✓																		
TOTAL																																	

RELINQUISHED BY: (Signature) [signature] DATE/TIME 4/27/11 1820 RECEIVED BY: (Signature) [signature]
RELINQUISHED BY: (Signature) [signature] DATE/TIME 4/28/11 RECEIVED BY: (Signature) 830 [signature]
RELINQUISHED BY: (Signature) DATE/TIME RECEIVED BY: (Signature)

☐ DHL DISPOSAL @ $5.00 each ☐ Return

TURN AROUND TIME
RUSH ☐ CALL FIRST
1 DAY ☐ CALL FIRST
2 DAY ☐
NORMAL ☑
OTHER ☐ _____

LABORATORY USE ONLY:
RECEIVING TEMP: 3.4 THERM #: 57
CUSTODY SEALS: ☐ BROKEN ☑ INTACT ☐ NOT USED
☑ CARRIER BILL #: [signature]
☐ APC DELIVERY
☐ HAND DELIVERED
Trip Blank included in cooler

FedEx Express US Airbill

FedEx Tracking Number 8746 1974 0550

0200 Recipient's Copy

1 From

Date 4/27/11 [redacted]

Sender's Name Rudy Arredondo Phone 210-492-2082

Company GEO Consultants

Address 1118 College Park

Dept./Floor/Suite/Room

City San Antonio State TX ZIP 78209

2 Your Internal Billing Reference JEO SL11

3 To

Recipient's Name LAB Phone 512 388

Company DHC Analytical

Address 2200 Double Creek Dr

We cannot deliver to P.O. boxes or P.O. ZIP codes.

Dept./Floor/Suite/Room

HOLD Weekday FedEx location address REQUIRED. NOT available for FedEx First Overnight.

HOLD Saturday FedEx location address REQUIRED. Available ONLY for FedEx Priority Overnight, FedEx 2Day to select locations.

Address

Use this line for the HOLD location address or for continuation of your shipping address.

City Round Rock State TX ZIP 78664

8746 1974 0550

4a Express Package Service * To most locations. Packages up to 150 lbs.

- FedEx Priority Overnight — Next business morning.* Friday shipments will be delivered on Monday unless SATURDAY Delivery is selected.
- FedEx Standard Overnight — Next business afternoon.* Saturday Delivery NOT available.
- FedEx First Overnight — Earliest next business morning delivery to select locations.*
- FedEx 2Day — Second business day.* Thursday shipments will be delivered on Monday unless SATURDAY Delivery is selected.
- FedEx Express Saver — Third business day.* Saturday Delivery NOT available.

4b Express Freight Service ** To most locations. Packages over 150 lbs.

- FedEx 1Day Freight — Next business day.** Friday shipments will be delivered on Monday unless SATURDAY Delivery is selected.
- FedEx 2Day Freight — Second business day.** Thursday shipments will be delivered on Monday unless SATURDAY Delivery is selected.
- FedEx 3Day Freight — Third business day.** Saturday Delivery NOT available.

FedEx 1Day Freight Booking No.

5 Packaging * Declared value limit $500.

- FedEx Envelope*
- FedEx Pak* — Includes FedEx Small Pak and FedEx Large Pak.
- FedEx Box
- FedEx Tube
- Other

6 Special Handling and Delivery Signature Options

- SATURDAY Delivery — NOT available for FedEx Standard Overnight, FedEx Express Saver, or FedEx 3Day Freight.
- No Signature Required — Package may be left without obtaining a signature for delivery.
- Direct Signature — Someone at recipient's address may sign for delivery. Fee applies.
- Indirect Signature — If no one is available at recipient's address, someone at a neighboring address may sign for delivery. For residential deliveries only. Fee applies.

Does this shipment contain dangerous goods? One box must be checked.

- No
- Yes — As per attached Shipper's Declaration.
- Yes — Shipper's Declaration not required.
- Dry Ice — Dry Ice, 9, UN 1845 ____ kg
- Cargo Aircraft Only

Dangerous goods (including dry ice) cannot be shipped in FedEx packaging placed in a FedEx Express Drop Box.

7 Payment Bill to:

Enter FedEx Acct. No. or Credit Card No. below. Obtain recip. Acct. No.

- Recipient
- Third Party
- Credit Card
- Cash/Check

Total Packages 1 Total Weight 6 lbs. Total Declared Value† $ .00 Credit Card Auth.

†Our liability is limited to $100 unless you declare a higher value. See the current FedEx Service Guide for details.

606

Rev. Date 3/09 Part #150961 ©1994-2010 FedEx • PRINTED IN U.S.A. SRV

fedex.com 1800.GoFedEx 1800.463.3339

CUSTODY SEAL
DATE 4/27/11
SIGNATURE

QEC
Quality Environmental Containers
800-255-3950 • 304-255-3900

DHL Analytical

Sample Receipt Checklist

Client Name **Geo Strata Environmental Consultants** Date Received: **4/28/2011**

Work Order Number **1104192** Received by **JB**

Checklist completed by: Signature 4/28/11 Date Reviewed by SS Initials 4.28.11 Date

Carrier name: FedEx 1day

Shipping container/cooler in good condition?	Yes ☑	No ☐	Not Present ☐
Custody seals intact on shippping container/cooler?	Yes ☑	No ☐	Not Present ☐
Custody seals intact on sample bottles?	Yes ☑	No ☐	Not Present ☐
Chain of custody present?	Yes ☑	No ☐	
Chain of custody signed when relinquished and received?	Yes ☑	No ☐	
Chain of custody agrees with sample labels?	Yes ☑	No ☐	
Samples in proper container/bottle?	Yes ☑	No ☐	
Sample containers intact?	Yes ☑	No ☐	
Sufficient sample volume for indicated test?	Yes ☑	No ☐	
All samples received within holding time?	Yes ☑	No ☐	
Container/Temp Blank temperature in compliance?	Yes ☑	No ☐	3.4 °C
Water - VOA vials have zero headspace?	Yes ☑	No ☐	No VOA vials submitted ☐
Water - pH acceptable upon receipt?	Yes ☐	No ☐	Not Applicable ☑

Adjusted? _____ Checked by _____

Any No response must be detailed in the comments section below.

Client contacted _____ Date contacted: _____ Person contacted _____

Contacted by: _____ Regarding: _____

Comments: _____

Corrective Action _____

Page 1 of 1

Laboratory Data Package Signature Page – RG-366/TRRP-13
Revised May 2010

This data package consists of:

This signature page, the laboratory review checklist, and the following reportable data:

- R1 Field chain-of-custody documentation;
- R2 Sample identification cross-reference;
- R3 Test reports (analytical data sheets) for each environmental sample that includes:
  - a) Items consistent with NELAC Chapter 5,
  - b) dilution factors,
  - c) preparation methods,
  - d) cleanup methods, and
  - e) if required for the project, tentatively identified compounds (TICs).
- R4 Surrogate recovery data including:
  - a) Calculated recovery (%R), and
  - b) The laboratory's surrogate QC limits.
- R5 Test reports/summary forms for blank samples;
- R6 Test reports/summary forms for laboratory control samples (LCSs) including:
  - a) LCS spiking amounts,
  - b) Calculated %R for each analyte, and
  - c) The laboratory's LCS QC limits.
- R7 Test reports for project matrix spike/matrix spike duplicates (MS/MSDs) including:
  - a) Samples associated with the MS/MSD clearly identified,
  - b) MS/MSD spiking amounts,
  - c) Concentration of each MS/MSD analyte measured in the parent and spiked samples,
  - d) Calculated %Rs and relative percent differences (RPDs), and
  - e) The laboratory's MS/MSD QC limits
- R8 Laboratory analytical duplicate (if applicable) recovery and precision:
  - a) The amount of analyte measured in the duplicate,
  - b) The calculated RPD, and
  - c) The laboratory's QC limits for analytical duplicates.
- R9 List of method quantitation limits (MQLs) and detectability check sample results (DCS results can be found with the Miscellaneous Documents) for each analyte for each method and matrix;
- R10 Other problems or anomalies.

The Exception Report for every "No" or "Not Reviewed (NR)" item in Laboratory Review checklist and for each analyte, matrix, and method for which the laboratory does not hold NELAC accreditation under the Texas Laboratory Accreditation Program.

Release Statement: I am responsible for the release of this laboratory data package. This laboratory is NELAC accredited under the Texas Laboratory Accreditation Program for all the methods, analytes, and matrices reported in this data package except as noted in the Exception Reports. The data have been reviewed and are technically compliant with the requirements of the methods used, except where noted by the laboratory in the Exception Reports. By my signature below, I affirm to the best of my knowledge that all problems/anomalies observed by the laboratory have been identified in the Laboratory Review Checklist, and no information or data affecting the quality of the data has been knowingly withheld.

This laboratory was last inspected by TCEQ on April 6-8, 2009. Any findings affecting the data in this laboratory data package are noted in the Exception Reports herein. The official signing the cover page of the report in which these data are used is responsible for releasing this data package and is by signature affirming the above release statement is true.

John DuPont – General Manager
Scott Schroeder – Technical Director

Signature

05/05/11
Date

DHL Analytical, Inc.

Laboratory Review Checklist: Reportable Data

Project Name: Hillcrest CEI	Date: 5/5/11
Reviewer Name: Carlos Castro	Laboratory Work Order: 1104192
Prep Batch Number(s): See Prep Dates Report	Run Batch: See Analytical Dates Report

#[1]	A[2]	Description	Yes	No	NA[3]	NR[4]	ER#[5]
		Chain-of-Custody (C-O-C)					
R1	OI	1) Did samples meet the laboratory's standard conditions of sample acceptability upon receipt?	X				R1-01
		2) Were all departures from standard conditions described in an exception report?			X		
R2	OI	**Sample and Quality Control (QC) Identification**					
		1) Are all field sample ID numbers cross-referenced to the laboratory ID numbers?	X				
		2) Are all laboratory ID numbers cross-referenced to the corresponding QC data?	X				
R3	OI	**Test Reports**					
		1) Were all samples prepared and analyzed within holding times?	X				
		2) Other than those results < MQL, were all other raw values bracketed by calibration standards?	X				
		3) Were calculations checked by a peer or supervisor?	X				
		4) Were all analyte identifications checked by a peer or supervisor?	X				
		5) Were sample detection limits reported for all analytes not detected?	X				
		6) Were all results for soil and sediment samples reported on a dry weight basis?			X		
		7) Were % moisture (or solids) reported for all soil and sediment samples?			X		
		8) Were bulk soils/solids samples for volatile analysis extracted with methanol per EPA Method 5035?			X		
		9) If required for the project, TICs reported?			X		
R4	O	**Surrogate Recovery Data**					
		1) Were surrogates added prior to extraction?	X				
		2) Were surrogate percent recoveries in all samples within the laboratory QC limits?	X				
R5	OI	**Test Reports/Summary Forms for Blank Samples**					
		1) Were appropriate type(s) of blanks analyzed?	X				
		2) Were blanks analyzed at the appropriate frequency?	X				
		3) Where method blanks taken through the entire analytical process, including preparation and, if applicable, cleanup procedures?	X				
		4) Were blank concentrations < MQL?	X				
R6	OI	**Laboratory Control Samples (LCS):**					
		1) Were all COCs included in the LCS?	X				
		2) Was each LCS taken through the entire analytical procedure, including prep and cleanup steps?	X				
		3) Were LCSs analyzed at the required frequency?	X				
		4) Were LCS (and LCSD, if applicable) %Rs within the laboratory QC limits?	X				
		5) Does the detectability data document the laboratory's capability to detect the COCs at the MDL used to calculate the SDLs?	X				
		6) Was the LCSD RPD within QC limits (if applicable)?	X				
R7	OI	**Matrix Spike (MS) and Matrix Spike Duplicate (MSD) Data**					
		1) Were the project/method specified analytes included in the MS and MSD?	X				R7-01
		2) Were MS/MSD analyzed at the appropriate frequency?	X				
		3) Were MS (and MSD, if applicable) %Rs within the laboratory QC limits?		X			R7-03
		4) Were MS/MSD RPDs within laboratory QC limits?	X				
R8	OI	**Analytical Duplicate Data**					
		1) Were appropriate analytical duplicates analyzed for each matrix?			X		
		2) Were analytical duplicates analyzed at the appropriate frequency?			X		
		3) Were RPDs or relative standard deviations within the laboratory QC limits?			X		
R9	OI	**Method Quantitation Limits (MQLs):**					
		1) Are the MQLs for each method analyte included in the laboratory data package?	X				
		2) Do the MQLs correspond to the concentration of the lowest non-zero calibration standard?	X				
		3) Are unadjusted MQLs and DCSs included in the laboratory data package?	X				
R10	OI	**Other Problems/Anomalies**					
		1) Are all known problems/anomalies/special conditions noted in this LRC and ER?	X				
		2) Was applicable and available technology used to lower the SDL to minimize the matrix interference affects on the sample results?	X				
		3) Is the laboratory NELAC-accredited under the Texas Laboratory Accreditation Program for the analytes, matrices and methods associated with this laboratory data package?	X				

1 Items identified by the letter "R" should be included in the laboratory data package submitted to the TCEQ in the TRRP-required report(s). Items identified by the letter "S" should be retained and made available upon request for the appropriate retention period.
2 O = organic analyses; I = inorganic analyses (and general chemistry, when applicable).
3 NA = Not applicable.
4 NR = Not Reviewed.
5 ER# = Exception Report identification number (an Exception Report should be completed for an item if "NR" or "No" is checked).

DHL Analytical, Inc.

Laboratory Review Checklist (continued): Supporting Data

Project Name: Hillcrest CEI	Date: 5/5/11
Reviewer Name: Carlos Castro	Laboratory Work Order: 1104192

#[1]	A[2]	Description	Yes	No	NA[3]	NR[4]	ER#[5]
S1	OI	**Initial Calibration (ICAL)**					
		1) Were response factors and/or relative response factors for each analyte within QC limits?	X				
		2) Were percent RSDs or correlation coefficient criteria met?	X				
		3) Was the number of standards recommended in the method used for all analytes?	X				
		4) Were all points generated between the lowest and highest standard used to calculate the curve?	X				
		5) Are ICAL data available for all instruments used?	X				
		6) Has the initial calibration curve been verified using an appropriate second source standard?	X				
S2	OI	**Initial and Continuing calibration Verification (ICCV and CCV) and Continuing Calibration blank (CCB):**					
		1) Was the CCV analyzed at the method-required frequency?	X				
		2) Were percent differences for each analyte within the method-required QC limits?	X				
		3) Was the ICAL curve verified for each analyte?	X				
		4) Was the absolute value of the analyte concentration in the inorganic CCB < MDL?	X				
S3	O	**Mass Spectral Tuning:**					
		1) Was the appropriate compound for the method used for tuning?	X				
		2) Were ion abundance data within the method-required QC limits?	X				
S4	O	**Internal Standards (IS):**					
		1) Were IS area counts and retention times within the method-required QC limits?	X				
S5	OI	**Raw Data (NELAC Section 5.5.10)**					
		1) Were the raw data (for example, chromatograms, spectral data) reviewed by an analyst?	X				
		2) Were data associated with manual integrations flagged on the raw data?	X				
S6	O	**Dual Column Confirmation**					
		1) Did dual column confirmation results meet the method-required QC?			X		
S7	O	**Tentatively Identified Compounds (TICs):**					
		1) If TICs were requested, were the mass spectra and TIC data subject to appropriate checks?			X		
S8	I	**Interference Check Sample (ICS) Results:**					
		1) Were percent recoveries within method QC limits?			X		
S9	I	**Serial Dilutions, Post Digestion Spikes, and Method of Standard Additions**					
		1) Were percent differences, recoveries, and the linearity within the QC limits specified in the method?			X		
S10	OI	**Method Detection Limit (MDL) Studies**					
		1) Was a MDL study performed for each reported analyte?	X				
		2) Is the MDL either adjusted or supported by the analysis of DCSs?	X				
S11	OI	**Proficiency Test Reports:**					
		1) Was the lab's performance acceptable on the applicable proficiency tests or evaluation studies?	X				
S12	OI	**Standards Documentation**					
		1) Are all standards used in the analyses NIST-traceable or obtained from other appropriate sources?	X				
S13	OI	**Compound/Analyte Identification Procedures**					
		1) Are the procedures for compound/analyte identification documented?	X				
S14	OI	**Demonstration of Analyst Competency (DOC)**					
		1) Was DOC conducted consistent with NELAC Chapter 5 – Appendix C?	X				
		2) Is documentation of the analyst's competency up-to-date and on file?	X				
S15	OI	**Verification/Validation Documentation for Methods** (NELAC Chapter 5)					
		1) Are all the methods used to generate the data documented, verified, and validated, where applicable?	X				
S16	OI	**Laboratory Standard Operating Procedures (SOPs):**					
		1) Are laboratory SOPs current and on file for each method performed?	X				

1 Items identified by the letter "R" should be included in the laboratory data package submitted to the TCEQ in the TRRP-required report(s). Items identified by the letter "S" should be retained and made available upon request for the appropriate retention period.
2 O = organic analyses; I = inorganic analyses (and general chemistry, when applicable).
3 NA = Not applicable.
4 NR = Not Reviewed.
5 ER# = Exception Report identification number (an Exception Report should be completed for an item if "NR" or "No" is checked).

DCS REPORTING

RunID:	GC12_110302B	Prep Date:	3/2/2011
SampID:	DCS-45272	Anaysis Date:	3/2/2011
TestNo:	TX1005	Units:	mg/L
BatchID:	45272		

Analyte	Result	RL	SPK Val	%REC	Low Limit	High Limit	Flag
T/R Hydrocarbons: C6-C35	1.06	2	1	106	50	200	

DCS REPORTING

RunID:	GCMS5_110408A	Prep Date:	4/11/2011
SampID:	DCS-45859	Anaysis Date:	4/11/2011
TestNo:	SW8260C	Units:	µg/L
BatchID:	45859		

Analyte	Result	RL	SPK Val	%REC	Low Limit	High Limit	Flag
1,1,1-Trichloroethane	0.230	1	0.232	99.1	60	140	
1,2,4-Trimethylbenzene	0.130	5	0.232	56.0	20	180	
1,3,5-Trimethylbenzene	0.150	5	0.232	64.7	20	180	
1,3-Dichlorobenzene	0.220	1	0.232	94.8	50	150	
2-Chlorotoluene	0.200	1	0.232	86.2	50	150	
4-Chlorotoluene	0.190	1	0.232	81.9	20	180	
Benzene	0.260	1	0.232	112	50	150	
Bromobenzene	0.180	1	0.232	77.6	50	150	
Bromodichloromethane	0.230	1	0.232	99.1	50	150	
Carbon tetrachloride	0.220	1	0.232	94.8	50	150	
Chloroform	0.280	1	0.232	121	50	150	
Dibromochloromethane	0.320	1	0.232	138	40	160	
Ethylbenzene	0.200	1	0.232	86.2	60	140	
n-Propylbenzene	0.210	1	0.232	90.5	40	160	
tert-Butylbenzene	0.160	1	0.232	69.0	20	180	
Toluene	0.260	2	0.232	112	40	160	
trans-1,2-Dichloroethene	0.210	1	0.232	90.5	50	150	
Trichloroethene	0.190	2	0.232	81.9	50	150	
Trichlorofluoromethane	0.210	1	0.232	90.5	50	150	

DCS REPORTING

RunID:	GCMS5_110408A	Prep Date:	4/11/2011
SampID:	DCS2-45859	Anaysis Date:	4/11/2011
TestNo:	SW8260C	Units:	µg/L
BatchID:	45859		

Analyte	Result	RL	SPK Val	%REC	Low Limit	High Limit	Flag
1,1,1,2-Tetrachloroethane	0.360	1	0.464	77.6	50	150	
1,1,2,2-Tetrachloroethane	0.360	1	0.464	77.6	50	150	
1,1,2-Trichloroethane	0.340	1	0.464	73.3	40	160	
1,1-Dichloroethane	0.460	1	0.464	99.1	50	150	
1,1-Dichloroethene	0.440	1	0.464	94.8	50	150	
1,1-Dichloropropene	0.420	1	0.464	90.5	30	170	
1,2-Dibromoethane	0.270	1	0.464	58.2	40	160	
1,2-Dichlorobenzene	0.400	1	0.464	86.2	50	150	
1,2-Dichloropropane	0.370	1	0.464	79.7	40	160	
Bromochloromethane	0.150	1	0.464	32.3	30	170	
Bromomethane	0.440	1	0.464	94.8	20	200	
cis-1,2-Dichloroethene	0.380	1	0.464	81.9	50	150	
cis-1,3-Dichloropropene	0.310	1	0.464	66.8	40	160	
Dichlorodifluoromethane	0.320	1	0.464	69.0	50	150	
Ethyl tert-butyl ether (ETBE)	0.310	2	0.464	66.8	20	200	
Isopropyl ether (DIPE)	0.340	2	0.464	73.3	20	200	
Methylene chloride	0.640	2.5	0.464	138	20	200	
p-Isopropyltoluene	0.300	1	0.464	64.7	20	180	
sec-Butylbenzene	0.310	1	0.464	66.8	30	170	
Styrene	0.230	1	0.464	49.6	20	200	
Tert-amyl methyl ether (TAME)	0.360	2	0.464	77.6	20	200	
Tetrachloroethene	0.390	2	0.464	84.1	50	150	
Vinyl chloride	0.340	1	0.464	73.3	50	150	

DCS REPORTING

RunID:	GCMS5_110408A	Prep Date:	4/11/2011
SampID:	DCS3-45859	Anaysis Date:	4/11/2011
TestNo:	SW8260C	Units:	µg/L
BatchID:	45859		

Analyte	Result	RL	SPK Val	%REC	Low Limit	High Limit	Flag
1,2,3-Trichloropropane	0.540	1	0.928	58.2	20	180	
1,2-Dichloroethane	1.07	1	0.928	115	50	150	
1,3-Dichloropropane	0.780	1	0.928	84.1	50	150	
1,4-Dichlorobenzene	1.03	1	0.928	111	50	150	
2,2-Dichloropropane	1.05	1	0.928	113	40	160	
Bromoform	0.770	1	0.928	83.0	30	170	
Chlorobenzene	1.05	1	0.928	113	50	150	
Chloroethane	0.930	1	0.928	100	20	180	
Chloromethane	0.920	1	0.928	99.1	40	180	
Dibromomethane	1.05	1	0.928	113	50	150	
Hexachlorobutadiene	1.02	3	0.928	110	20	200	
Isopropylbenzene	1.05	1	0.928	113	30	170	
m,p-Xylene	1.53	2	1.856	82.4	40	160	
Methyl tert-butyl ether	1.07	1	0.928	115	50	150	
n-Butylbenzene	1.18	1	0.928	127	20	180	
o-Xylene	0.650	1	0.928	70.0	30	170	
trans-1,3-Dichloropropene	1.29	1	0.928	139	40	160	

DCS REPORTING

RunID:	GCMS5_110408A	Prep Date:	4/11/2011
SampID:	DCS4-45859	Anaysis Date:	4/11/2011
TestNo:	SW8260C	Units:	µg/L
BatchID:	45859		

Analyte	Result	RL	SPK Val	%REC	Low Limit	High Limit	Flag
1,1,2-Trichlorotrifluoroethane	4.45	15	4.64	95.9	40	160	
1,2,3-Trichlorobenzene	4.78	5	4.64	103	20	180	
1,2,4-Trichlorobenzene	4.60	5	4.64	99.1	20	180	
1,2-Dibromo-3-chloropropane	5.18	10	4.64	112	20	180	
1,4-Dichloro-2-butene	4.25	2	4.64	91.6	20	180	
1-Chlorohexane	4.55	5	4.64	98.1	20	180	
2-Butanone	2.81	15	4.64	60.6	40	160	
2-Chloroethylvinylether	2.76	15	4.64	59.5	20	180	
2-Hexanone	4.64	15	4.64	100	20	180	
4-Methyl-2-pentanone	3.22	15	4.64	69.4	50	150	
Acetone	8.09	15	4.64	174	20	200	
Acrolein	5.94	15	11.6	51.2	20	200	
Acrylonitrile	8.20	3	9.28	88.4	30	170	
Carbon disulfide	4.25	15	4.64	91.6	20	200	
Cyclohexane	3.92	15	4.64	84.5	20	180	
Iodomethane	4.08	15	4.64	87.9	20	200	
Methyl Acetate	3.88	15	4.64	83.6	30	180	
Methylcyclohexane	4.14	15	4.64	89.2	20	200	
Naphthalene	4.76	15	4.64	103	20	200	
Tert-butanol (TBA)	18.5	20	23.2	79.7	20	200	
Vinyl acetate	7.47	10	11.6	64.4	20	200	

CLIENT: Geo Strata Environmental Consultants
Project: Hillcrest CEI
Lab Order: 1104192

CASE NARRATIVE

Samples were analyzed using the methods outlined in the following references:

Method TX1005 - Total Petroleum Hydrocarbons
Method SW8260B - Volatile Organics (The compound Cyclohexane is not NELAC Certified)

Exception Report R1-01

Samples were received and log-in performed on 4/28/11. A total of 7 samples were received. The samples arrived in good condition and were properly packaged.

Exception Report R7-01

For Volatiles analysis the reference sample designated for the MS/MSD was from this project, and from this work order.

For TPH analysis the reference sample designated for the MS/MSD was from this project, and from this work order.

Exception Report R7-03

For Volatiles analysis performed on 4/28/11 the matrix spike and matrix spike duplicate recoveries were below control limits for Styrene. These are flagged accordingly in the QC summary report. The sample selected for the matrix spike and matrix spike duplicate was from this work order. The LCS was within control limits for this compound. No further corrective actions were taken.

DHL Analytical

Date: 05/05/11

CLIENT: Geo Strata Environmental Consultants
Project: Hillcrest CEI
Lab Order: 1104192

Work Order Sample Summary

Lab Smp ID	Client Sample ID	Tag Number	Date Collected	Date Recv'd
1104192-01	GW-TB-05		04/27/11	04/28/11
1104192-02	GW-EB-03		04/27/11 09:00 AM	04/28/11
1104192-03	GW-FB-02		04/27/11 09:30 AM	04/28/11
1104192-04	GW-05		04/27/11 12:30 PM	04/28/11
1104192-05	GW-06		04/27/11 02:30 PM	04/28/11
1104192-06	GW-02		04/27/11 10:15 AM	04/28/11
1104192-07	GW-03 Spring Water		04/27/11 03:30 PM	04/28/11

CLIENT: Geo Strata Environmental Consultants
Project: Hillcrest CEI
Lab Order: 1104192

PREP DATES REPORT

Sample ID	Client Sample ID	Collection Date	Matrix	Test Number	Test Name	Prep Date	Batch ID
1104192-01A	GW-TB-05	04/27/11	Trip Blank	SW5030C	Purge and Trap Water GC/MS	04/28/11 10:10 AM	46096
1104192-02A	GW-EB-03	04/27/11 09:00 AM	Equip Blank	SW5030C	Purge and Trap Water GC/MS	04/28/11 10:10 AM	46096
1104192-02B	GW-EB-03	04/27/11 09:00 AM	Equip Blank	TX1005	TX1005 Water Prep	04/29/11 07:38 AM	46108
1104192-03A	GW-FB-02	04/27/11 09:30 AM	Field Blank	SW5030C	Purge and Trap Water GC/MS	04/28/11 10:10 AM	46096
1104192-04A	GW-05	04/27/11 12:30 PM	Aqueous	SW5030C	Purge and Trap Water GC/MS	04/28/11 10:10 AM	46096
1104192-04B	GW-05	04/27/11 12:30 PM	Aqueous	TX1005	TX1005 Water Prep	04/29/11 07:38 AM	46108
1104192-05A	GW-06	04/27/11 02:30 PM	Aqueous	SW5030C	Purge and Trap Water GC/MS	04/28/11 10:10 AM	46096
1104192-05B	GW-06	04/27/11 02:30 PM	Aqueous	TX1005	TX1005 Water Prep	04/29/11 07:38 AM	46108
1104192-06A	GW-02	04/27/11 10:15 AM	Aqueous	SW5030C	Purge and Trap Water GC/MS	04/28/11 10:10 AM	46096
1104192-06B	GW-02	04/27/11 10:15 AM	Aqueous	TX1005	TX1005 Water Prep	04/29/11 07:38 AM	46108
1104192-07A	GW-03 Spring Water	04/27/11 03:30 PM	Aqueous	SW5030C	Purge and Trap Water GC/MS	04/28/11 10:10 AM	46096
1104192-07B	GW-03 Spring Water	04/27/11 03:30 PM	Aqueous	TX1005	TX1005 Water Prep	04/29/11 07:38 AM	46108

CLIENT: Geo Strata Environmental Consultants
Project: Hillcrest CEI
Lab Order: 1104192

ANALYTICAL DATES REPORT

Sample ID	Client Sample ID	Matrix	Test Number	Test Name	Batch ID	Dilution	Analysis Date	Run ID
1104192-01A	GW-TB-05	Trip Blank	SW8260C	8260 Water Volatiles by GC/MS	46096	1	04/28/11 09:15 PM	GCMS5_110428B
1104192-02A	GW-EB-03	Equip Blank	SW8260C	8260 Water Volatiles by GC/MS	46096	1	04/28/11 09:41 PM	GCMS5_110428B
1104192-02B	GW-EB-03	Equip Blank	TX1005	Tx1005 TPH Water	46108	1	04/29/11 08:59 AM	GC12_110429A
1104192-03A	GW-FB-02	Field Blank	SW8260C	8260 Water Volatiles by GC/MS	46096	1	04/28/11 10:05 PM	GCMS5_110428B
1104192-04A	GW-05	Aqueous	SW8260C	8260 Water Volatiles by GC/MS	46096	1	04/28/11 10:30 PM	GCMS5_110428B
1104192-04B	GW-05	Aqueous	TX1005	Tx1005 TPH Water	46108	1	04/29/11 09:08 AM	GC12_110429A
1104192-05A	GW-06	Aqueous	SW8260C	8260 Water Volatiles by GC/MS	46096	1	04/28/11 10:56 PM	GCMS5_110428B
1104192-05B	GW-06	Aqueous	TX1005	Tx1005 TPH Water	46108	1	04/29/11 09:17 AM	GC12_110429A
1104192-06A	GW-02	Aqueous	SW8260C	8260 Water Volatiles by GC/MS	46096	1	04/28/11 05:33 PM	GCMS5_110428B
1104192-06B	GW-02	Aqueous	TX1005	Tx1005 TPH Water	46108	1	04/29/11 09:26 AM	GC12_110429A
1104192-07A	GW-03 Spring Water	Aqueous	SW8260C	8260 Water Volatiles by GC/MS	46096	1	04/28/11 11:20 PM	GCMS5_110428B
1104192-07B	GW-03 Spring Water	Aqueous	TX1005	Tx1005 TPH Water	46108	1	04/29/11 09:52 AM	GC12_110429A

DHL Analytical

Date: 05/05/11

CLIENT:	Geo Strata Environmental Consultants	Client Sample ID:	GW-TB-05
Project:	Hillcrest CEI	Lab ID:	1104192-01
Project No:	760-SL11	Collection Date:	04/27/11
Lab Order:	1104192	Matrix:	Trip Blank

Analyses	Result	SDL	RL	Qual	Units	DF	Date Analyzed
8260 Water Volatiles by GC/MS		SW8260C					Analyst: KL
1,1,1-Trichloroethane	<0.000200	0.000200	0.00100		mg/L	1	04/28/11 09:15 PM
1,1,2,2-Tetrachloroethane	<0.000200	0.000200	0.00100		mg/L	1	04/28/11 09:15 PM
1,1,2-Trichloroethane	<0.000200	0.000200	0.00100		mg/L	1	04/28/11 09:15 PM
1,1,2-Trichlorotrifluoroethane	<0.00500	0.00500	0.0150		mg/L	1	04/28/11 09:15 PM
1,1-Dichloroethane	<0.000200	0.000200	0.00100		mg/L	1	04/28/11 09:15 PM
1,1-Dichloroethene	<0.000200	0.000200	0.00100		mg/L	1	04/28/11 09:15 PM
1,2,4-Trichlorobenzene	<0.00150	0.00150	0.00500		mg/L	1	04/28/11 09:15 PM
1,2-Dibromo-3-chloropropane	<0.00300	0.00300	0.0100		mg/L	1	04/28/11 09:15 PM
1,2-Dibromoethane	<0.000200	0.000200	0.00100		mg/L	1	04/28/11 09:15 PM
1,2-Dichlorobenzene	<0.000300	0.000300	0.00100		mg/L	1	04/28/11 09:15 PM
1,2-Dichloroethane	<0.000300	0.000300	0.00100		mg/L	1	04/28/11 09:15 PM
1,2-Dichloropropane	<0.000200	0.000200	0.00100		mg/L	1	04/28/11 09:15 PM
1,3-Dichlorobenzene	<0.000300	0.000300	0.00100		mg/L	1	04/28/11 09:15 PM
1,4-Dichlorobenzene	<0.000300	0.000300	0.00100		mg/L	1	04/28/11 09:15 PM
2-Butanone	<0.00500	0.00500	0.0150		mg/L	1	04/28/11 09:15 PM
2-Hexanone	<0.00500	0.00500	0.0150		mg/L	1	04/28/11 09:15 PM
4-Methyl-2-pentanone	<0.00500	0.00500	0.0150		mg/L	1	04/28/11 09:15 PM
Acetone	<0.00500	0.00500	0.0150		mg/L	1	04/28/11 09:15 PM
Benzene	<0.000200	0.000200	0.00100		mg/L	1	04/28/11 09:15 PM
Bromodichloromethane	<0.000200	0.000200	0.00100		mg/L	1	04/28/11 09:15 PM
Bromoform	<0.000200	0.000200	0.00100		mg/L	1	04/28/11 09:15 PM
Bromomethane	<0.000300	0.000300	0.00100		mg/L	1	04/28/11 09:15 PM
Carbon disulfide	<0.00500	0.00500	0.0150		mg/L	1	04/28/11 09:15 PM
Carbon tetrachloride	<0.000200	0.000200	0.00100		mg/L	1	04/28/11 09:15 PM
Chlorobenzene	<0.000200	0.000200	0.00100		mg/L	1	04/28/11 09:15 PM
Chloroethane	<0.000300	0.000300	0.00100		mg/L	1	04/28/11 09:15 PM
Chloroform	<0.000300	0.000300	0.00100		mg/L	1	04/28/11 09:15 PM
Chloromethane	<0.000300	0.000300	0.00100		mg/L	1	04/28/11 09:15 PM
cis-1,2-Dichloroethene	<0.000200	0.000200	0.00100		mg/L	1	04/28/11 09:15 PM
cis-1,3-Dichloropropene	<0.000200	0.000200	0.00100		mg/L	1	04/28/11 09:15 PM
Cyclohexane	<0.00500	0.00500	0.0150	N	mg/L	1	04/28/11 09:15 PM
Dibromochloromethane	<0.000200	0.000200	0.00100		mg/L	1	04/28/11 09:15 PM
Dichlorodifluoromethane	<0.000200	0.000200	0.00100		mg/L	1	04/28/11 09:15 PM
Ethylbenzene	<0.000300	0.000300	0.00100		mg/L	1	04/28/11 09:15 PM
Isopropylbenzene	<0.000200	0.000200	0.00100		mg/L	1	04/28/11 09:15 PM
m,p-Xylene	<0.000600	0.000600	0.00200		mg/L	1	04/28/11 09:15 PM
Methyl Acetate	<0.00500	0.00500	0.0150		mg/L	1	04/28/11 09:15 PM
Methyl tert-butyl ether	<0.000300	0.000300	0.00100		mg/L	1	04/28/11 09:15 PM
Methylcyclohexane	<0.00500	0.00500	0.0150		mg/L	1	04/28/11 09:15 PM
Methylene chloride	<0.00250	0.00250	0.00250		mg/L	1	04/28/11 09:15 PM
o-Xylene	<0.000300	0.000300	0.00100		mg/L	1	04/28/11 09:15 PM
Styrene	<0.000200	0.000200	0.00100		mg/L	1	04/28/11 09:15 PM
Tetrachloroethene	<0.000600	0.000600	0.00200		mg/L	1	04/28/11 09:15 PM
Toluene	<0.000600	0.000600	0.00200		mg/L	1	04/28/11 09:15 PM

Qualifiers: See Final Page of Report for MQLs and MDLs

B	Analyte detected in the associated Method Blank	J	Analyte detected between SDL and RL
C	Sample Result or QC discussed in the Case Narrative	N	Parameter not NELAC certified
DF	Dilution Factor	ND	Not Detected at the SDL
E	TPH pattern not Gas or Diesel Range Pattern	RL	Reporting Limit (MQL adjusted for moisture and sample size)
		S	Spike Recovery outside control limits
		SDL	Sample Detection Limit

DHL Analytical

Date: 05/05/11

CLIENT:	Geo Strata Environmental Consultants	Client Sample ID:	GW-TB-05
Project:	Hillcrest CEI	Lab ID:	1104192-01
Project No:	760-SL11	Collection Date:	04/27/11
Lab Order:	1104192	Matrix:	Trip Blank

Analyses	Result	SDL	RL	Qual	Units	DF	Date Analyzed
trans-1,2-Dichloroethene	<0.000200	0.000200	0.00100		mg/L	1	04/28/11 09:15 PM
trans-1,3-Dichloropropene	<0.000200	0.000200	0.00100		mg/L	1	04/28/11 09:15 PM
Trichloroethene	<0.000600	0.000600	0.00200		mg/L	1	04/28/11 09:15 PM
Trichlorofluoromethane	<0.000200	0.000200	0.00100		mg/L	1	04/28/11 09:15 PM
Vinyl chloride	<0.000100	0.000100	0.00100		mg/L	1	04/28/11 09:15 PM
Surr: 1,2-Dichloroethane-d4	107	0	72 - 119		%REC	1	04/28/11 09:15 PM
Surr: 4-Bromofluorobenzene	97.8	0	76 - 119		%REC	1	04/28/11 09:15 PM
Surr: Dibromofluoromethane	103	0	85 - 115		%REC	1	04/28/11 09:15 PM
Surr: Toluene-d8	96.7	0	81 - 120		%REC	1	04/28/11 09:15 PM

Qualifiers: See Final Page of Report for MQLs and MDLs

B	Analyte detected in the associated Method Blank	J	Analyte detected between SDL and RL
C	Sample Result or QC discussed in the Case Narrative	N	Parameter not NELAC certified
DF	Dilution Factor	ND	Not Detected at the SDL
E	TPH pattern not Gas or Diesel Range Pattern	RL	Reporting Limit (MQL adjusted for moisture and sample size)
		S	Spike Recovery outside control limits
		SDL	Sample Detection Limit

DHL Analytical

Date: 05/05/11

CLIENT:	Geo Strata Environmental Consultants	Client Sample ID:	GW-EB-03
Project:	Hillcrest CEI	Lab ID:	1104192-02
Project No:	760-SL11	Collection Date:	04/27/11 09:00 AM
Lab Order:	1104192	Matrix:	Equip Blank

Analyses	Result	SDL	RL	Qual	Units	DF	Date Analyzed
Tx1005 TPH Water		TX1005					Analyst: DEW
T/R Hydrocarbons: C6-C12	<0.698	0.698	1.99		mg/L	1	04/29/11 08:59 AM
T/R Hydrocarbons: >C12-C28	<0.698	0.698	1.99		mg/L	1	04/29/11 08:59 AM
T/R Hydrocarbons: >C28-C35	<0.698	0.698	1.99		mg/L	1	04/29/11 08:59 AM
T/R Hydrocarbons: C6-C35	<0.698	0.698	1.99		mg/L	1	04/29/11 08:59 AM
Surr: Isopropylbenzene	112	0	70 - 130		%REC	1	04/29/11 08:59 AM
Surr: Octacosane	105	0	70 - 130		%REC	1	04/29/11 08:59 AM
8260 Water Volatiles by GC/MS		SW8260C					Analyst: KL
1,1,1-Trichloroethane	<0.000200	0.000200	0.00100		mg/L	1	04/28/11 09:41 PM
1,1,2,2-Tetrachloroethane	<0.000200	0.000200	0.00100		mg/L	1	04/28/11 09:41 PM
1,1,2-Trichloroethane	<0.000200	0.000200	0.00100		mg/L	1	04/28/11 09:41 PM
1,1,2-Trichlorotrifluoroethane	<0.00500	0.00500	0.0150		mg/L	1	04/28/11 09:41 PM
1,1-Dichloroethane	<0.000200	0.000200	0.00100		mg/L	1	04/28/11 09:41 PM
1,1-Dichloroethene	<0.000200	0.000200	0.00100		mg/L	1	04/28/11 09:41 PM
1,2,4-Trichlorobenzene	<0.00150	0.00150	0.00500		mg/L	1	04/28/11 09:41 PM
1,2-Dibromo-3-chloropropane	<0.00300	0.00300	0.0100		mg/L	1	04/28/11 09:41 PM
1,2-Dibromoethane	<0.000200	0.000200	0.00100		mg/L	1	04/28/11 09:41 PM
1,2-Dichlorobenzene	<0.000300	0.000300	0.00100		mg/L	1	04/28/11 09:41 PM
1,2-Dichloroethane	<0.000300	0.000300	0.00100		mg/L	1	04/28/11 09:41 PM
1,2-Dichloropropane	<0.000200	0.000200	0.00100		mg/L	1	04/28/11 09:41 PM
1,3-Dichlorobenzene	<0.000300	0.000300	0.00100		mg/L	1	04/28/11 09:41 PM
1,4-Dichlorobenzene	<0.000300	0.000300	0.00100		mg/L	1	04/28/11 09:41 PM
2-Butanone	<0.00500	0.00500	0.0150		mg/L	1	04/28/11 09:41 PM
2-Hexanone	<0.00500	0.00500	0.0150		mg/L	1	04/28/11 09:41 PM
4-Methyl-2-pentanone	<0.00500	0.00500	0.0150		mg/L	1	04/28/11 09:41 PM
Acetone	0.00565	0.00500	0.0150	J	mg/L	1	04/28/11 09:41 PM
Benzene	<0.000200	0.000200	0.00100		mg/L	1	04/28/11 09:41 PM
Bromodichloromethane	<0.000200	0.000200	0.00100		mg/L	1	04/28/11 09:41 PM
Bromoform	<0.000200	0.000200	0.00100		mg/L	1	04/28/11 09:41 PM
Bromomethane	<0.000300	0.000300	0.00100		mg/L	1	04/28/11 09:41 PM
Carbon disulfide	<0.00500	0.00500	0.0150		mg/L	1	04/28/11 09:41 PM
Carbon tetrachloride	<0.000200	0.000200	0.00100		mg/L	1	04/28/11 09:41 PM
Chlorobenzene	<0.000200	0.000200	0.00100		mg/L	1	04/28/11 09:41 PM
Chloroethane	<0.000300	0.000300	0.00100		mg/L	1	04/28/11 09:41 PM
Chloroform	<0.000300	0.000300	0.00100		mg/L	1	04/28/11 09:41 PM
Chloromethane	<0.000300	0.000300	0.00100		mg/L	1	04/28/11 09:41 PM
cis-1,2-Dichloroethene	<0.000200	0.000200	0.00100		mg/L	1	04/28/11 09:41 PM
cis-1,3-Dichloropropene	<0.000200	0.000200	0.00100		mg/L	1	04/28/11 09:41 PM
Cyclohexane	<0.00500	0.00500	0.0150	N	mg/L	1	04/28/11 09:41 PM
Dibromochloromethane	<0.000200	0.000200	0.00100		mg/L	1	04/28/11 09:41 PM
Dichlorodifluoromethane	<0.000200	0.000200	0.00100		mg/L	1	04/28/11 09:41 PM
Ethylbenzene	<0.000300	0.000300	0.00100		mg/L	1	04/28/11 09:41 PM
Isopropylbenzene	<0.000200	0.000200	0.00100		mg/L	1	04/28/11 09:41 PM
m,p-Xylene	<0.000600	0.000600	0.00200		mg/L	1	04/28/11 09:41 PM
Methyl Acetate	<0.00500	0.00500	0.0150		mg/L	1	04/28/11 09:41 PM

Qualifiers: See Final Page of Report for MQLs and MDLs

B	Analyte detected in the associated Method Blank	J	Analyte detected between SDL and RL
C	Sample Result or QC discussed in the Case Narrative	N	Parameter not NELAC certified
DF	Dilution Factor	ND	Not Detected at the SDL
E	TPH pattern not Gas or Diesel Range Pattern	RL	Reporting Limit (MQL adjusted for moisture and sample size)
		S	Spike Recovery outside control limits
		SDL	Sample Detection Limit

DHL Analytical

Date: 05/05/11

CLIENT:	Geo Strata Environmental Consultants	Client Sample ID:	GW-EB-03
Project:	Hillcrest CEI	Lab ID:	1104192-02
Project No:	760-SL11	Collection Date:	04/27/11 09:00 AM
Lab Order:	1104192	Matrix:	Equip Blank

Analyses	Result	SDL	RL	Qual	Units	DF	Date Analyzed
Methyl tert-butyl ether	<0.000300	0.000300	0.00100		mg/L	1	04/28/11 09:41 PM
Methylcyclohexane	<0.00500	0.00500	0.0150		mg/L	1	04/28/11 09:41 PM
Methylene chloride	<0.00250	0.00250	0.00250		mg/L	1	04/28/11 09:41 PM
o-Xylene	<0.000300	0.000300	0.00100		mg/L	1	04/28/11 09:41 PM
Styrene	<0.000200	0.000200	0.00100		mg/L	1	04/28/11 09:41 PM
Tetrachloroethene	<0.000600	0.000600	0.00200		mg/L	1	04/28/11 09:41 PM
Toluene	<0.000600	0.000600	0.00200		mg/L	1	04/28/11 09:41 PM
trans-1,2-Dichloroethene	<0.000200	0.000200	0.00100		mg/L	1	04/28/11 09:41 PM
trans-1,3-Dichloropropene	<0.000200	0.000200	0.00100		mg/L	1	04/28/11 09:41 PM
Trichloroethene	<0.000600	0.000600	0.00200		mg/L	1	04/28/11 09:41 PM
Trichlorofluoromethane	<0.000200	0.000200	0.00100		mg/L	1	04/28/11 09:41 PM
Vinyl chloride	<0.000100	0.000100	0.00100		mg/L	1	04/28/11 09:41 PM
Surr: 1,2-Dichloroethane-d4	107	0	72 - 119		%REC	1	04/28/11 09:41 PM
Surr: 4-Bromofluorobenzene	98.6	0	76 - 119		%REC	1	04/28/11 09:41 PM
Surr: Dibromofluoromethane	103	0	85 - 115		%REC	1	04/28/11 09:41 PM
Surr: Toluene-d8	95.6	0	81 - 120		%REC	1	04/28/11 09:41 PM

Qualifiers: See Final Page of Report for MQLs and MDLs

B	Analyte detected in the associated Method Blank	J	Analyte detected between SDL and RL
C	Sample Result or QC discussed in the Case Narrative	N	Parameter not NELAC certified
DF	Dilution Factor	ND	Not Detected at the SDL
E	TPH pattern not Gas or Diesel Range Pattern	RL	Reporting Limit (MQL adjusted for moisture and sample size)
		S	Spike Recovery outside control limits
		SDL	Sample Detection Limit

DHL Analytical

Date: 05/05/11

CLIENT:	Geo Strata Environmental Consultants	Client Sample ID:	GW-FB-02
Project:	Hillcrest CEI	Lab ID:	1104192-03
Project No:	760-SL11	Collection Date:	04/27/11 09:30 AM
Lab Order:	1104192	Matrix:	Field Blank

Analyses	Result	SDL	RL	Qual	Units	DF	Date Analyzed
8260 Water Volatiles by GC/MS		SW8260C					Analyst: KL
1,1,1-Trichloroethane	<0.000200	0.000200	0.00100		mg/L	1	04/28/11 10:05 PM
1,1,2,2-Tetrachloroethane	<0.000200	0.000200	0.00100		mg/L	1	04/28/11 10:05 PM
1,1,2-Trichloroethane	<0.000200	0.000200	0.00100		mg/L	1	04/28/11 10:05 PM
1,1,2-Trichlorotrifluoroethane	<0.00500	0.00500	0.0150		mg/L	1	04/28/11 10:05 PM
1,1-Dichloroethane	<0.000200	0.000200	0.00100		mg/L	1	04/28/11 10:05 PM
1,1-Dichloroethene	<0.000200	0.000200	0.00100		mg/L	1	04/28/11 10:05 PM
1,2,4-Trichlorobenzene	<0.00150	0.00150	0.00500		mg/L	1	04/28/11 10:05 PM
1,2-Dibromo-3-chloropropane	<0.00300	0.00300	0.0100		mg/L	1	04/28/11 10:05 PM
1,2-Dibromoethane	<0.000200	0.000200	0.00100		mg/L	1	04/28/11 10:05 PM
1,2-Dichlorobenzene	<0.000300	0.000300	0.00100		mg/L	1	04/28/11 10:05 PM
1,2-Dichloroethane	<0.000300	0.000300	0.00100		mg/L	1	04/28/11 10:05 PM
1,2-Dichloropropane	<0.000200	0.000200	0.00100		mg/L	1	04/28/11 10:05 PM
1,3-Dichlorobenzene	<0.000300	0.000300	0.00100		mg/L	1	04/28/11 10:05 PM
1,4-Dichlorobenzene	<0.000300	0.000300	0.00100		mg/L	1	04/28/11 10:05 PM
2-Butanone	<0.00500	0.00500	0.0150		mg/L	1	04/28/11 10:05 PM
2-Hexanone	<0.00500	0.00500	0.0150		mg/L	1	04/28/11 10:05 PM
4-Methyl-2-pentanone	<0.00500	0.00500	0.0150		mg/L	1	04/28/11 10:05 PM
Acetone	0.00739	0.00500	0.0150	J	mg/L	1	04/28/11 10:05 PM
Benzene	<0.000200	0.000200	0.00100		mg/L	1	04/28/11 10:05 PM
Bromodichloromethane	<0.000200	0.000200	0.00100		mg/L	1	04/28/11 10:05 PM
Bromoform	<0.000200	0.000200	0.00100		mg/L	1	04/28/11 10:05 PM
Bromomethane	<0.000300	0.000300	0.00100		mg/L	1	04/28/11 10:05 PM
Carbon disulfide	<0.00500	0.00500	0.0150		mg/L	1	04/28/11 10:05 PM
Carbon tetrachloride	<0.000200	0.000200	0.00100		mg/L	1	04/28/11 10:05 PM
Chlorobenzene	<0.000200	0.000200	0.00100		mg/L	1	04/28/11 10:05 PM
Chloroethane	<0.000300	0.000300	0.00100		mg/L	1	04/28/11 10:05 PM
Chloroform	<0.000300	0.000300	0.00100		mg/L	1	04/28/11 10:05 PM
Chloromethane	<0.000300	0.000300	0.00100		mg/L	1	04/28/11 10:05 PM
cis-1,2-Dichloroethene	<0.000200	0.000200	0.00100		mg/L	1	04/28/11 10:05 PM
cis-1,3-Dichloropropene	<0.000200	0.000200	0.00100		mg/L	1	04/28/11 10:05 PM
Cyclohexane	<0.00500	0.00500	0.0150	N	mg/L	1	04/28/11 10:05 PM
Dibromochloromethane	<0.000200	0.000200	0.00100		mg/L	1	04/28/11 10:05 PM
Dichlorodifluoromethane	<0.000200	0.000200	0.00100		mg/L	1	04/28/11 10:05 PM
Ethylbenzene	<0.000300	0.000300	0.00100		mg/L	1	04/28/11 10:05 PM
Isopropylbenzene	<0.000200	0.000200	0.00100		mg/L	1	04/28/11 10:05 PM
m,p-Xylene	<0.000600	0.000600	0.00200		mg/L	1	04/28/11 10:05 PM
Methyl Acetate	<0.00500	0.00500	0.0150		mg/L	1	04/28/11 10:05 PM
Methyl tert-butyl ether	<0.000300	0.000300	0.00100		mg/L	1	04/28/11 10:05 PM
Methylcyclohexane	<0.00500	0.00500	0.0150		mg/L	1	04/28/11 10:05 PM
Methylene chloride	<0.00250	0.00250	0.00250		mg/L	1	04/28/11 10:05 PM
o-Xylene	<0.000300	0.000300	0.00100		mg/L	1	04/28/11 10:05 PM
Styrene	<0.000200	0.000200	0.00100		mg/L	1	04/28/11 10:05 PM
Tetrachloroethene	<0.000600	0.000600	0.00200		mg/L	1	04/28/11 10:05 PM
Toluene	<0.000600	0.000600	0.00200		mg/L	1	04/28/11 10:05 PM

Qualifiers: See Final Page of Report for MQLs and MDLs

B	Analyte detected in the associated Method Blank	J	Analyte detected between SDL and RL
C	Sample Result or QC discussed in the Case Narrative	N	Parameter not NELAC certified
DF	Dilution Factor	ND	Not Detected at the SDL
E	TPH pattern not Gas or Diesel Range Pattern	RL	Reporting Limit (MQL adjusted for moisture and sample size)
		S	Spike Recovery outside control limits
		SDL	Sample Detection Limit

DHL Analytical

Date: 05/05/11

CLIENT:	Geo Strata Environmental Consultants	Client Sample ID:	GW-FB-02
Project:	Hillcrest CEI	Lab ID:	1104192-03
Project No:	760-SL11	Collection Date:	04/27/11 09:30 AM
Lab Order:	1104192	Matrix:	Field Blank

Analyses	Result	SDL	RL	Qual	Units	DF	Date Analyzed
trans-1,2-Dichloroethene	<0.000200	0.000200	0.00100		mg/L	1	04/28/11 10:05 PM
trans-1,3-Dichloropropene	<0.000200	0.000200	0.00100		mg/L	1	04/28/11 10:05 PM
Trichloroethene	<0.000600	0.000600	0.00200		mg/L	1	04/28/11 10:05 PM
Trichlorofluoromethane	<0.000200	0.000200	0.00100		mg/L	1	04/28/11 10:05 PM
Vinyl chloride	<0.000100	0.000100	0.00100		mg/L	1	04/28/11 10:05 PM
Surr: 1,2-Dichloroethane-d4	108	0	72 - 119		%REC	1	04/28/11 10:05 PM
Surr: 4-Bromofluorobenzene	97.9	0	76 - 119		%REC	1	04/28/11 10:05 PM
Surr: Dibromofluoromethane	101	0	85 - 115		%REC	1	04/28/11 10:05 PM
Surr: Toluene-d8	96.9	0	81 - 120		%REC	1	04/28/11 10:05 PM

Qualifiers:

	See Final Page of Report for MQLs and MDLs	J	Analyte detected between SDL and RL
B	Analyte detected in the associated Method Blank	N	Parameter not NELAC certified
C	Sample Result or QC discussed in the Case Narrative	ND	Not Detected at the SDL
DF	Dilution Factor	RL	Reporting Limit (MQL adjusted for moisture and sample size)
E	TPH pattern not Gas or Diesel Range Pattern	S	Spike Recovery outside control limits
		SDL	Sample Detection Limit

DHL Analytical

Date: 05/05/11

CLIENT:	Geo Strata Environmental Consultants	Client Sample ID:	GW-05
Project:	Hillcrest CEI	Lab ID:	1104192-04
Project No:	760-SL11	Collection Date:	04/27/11 12:30 PM
Lab Order:	1104192	Matrix:	Aqueous

Analyses	Result	SDL	RL	Qual	Units	DF	Date Analyzed
Tx1005 TPH Water		TX1005					Analyst: DEW
T/R Hydrocarbons: C6-C12	<0.697	0.697	1.99		mg/L	1	04/29/11 09:08 AM
T/R Hydrocarbons: >C12-C28	<0.697	0.697	1.99		mg/L	1	04/29/11 09:08 AM
T/R Hydrocarbons: >C28-C35	<0.697	0.697	1.99		mg/L	1	04/29/11 09:08 AM
T/R Hydrocarbons: C6-C35	<0.697	0.697	1.99		mg/L	1	04/29/11 09:08 AM
Surr: Isopropylbenzene	101	0	70 - 130		%REC	1	04/29/11 09:08 AM
Surr: Octacosane	95.7	0	70 - 130		%REC	1	04/29/11 09:08 AM
8260 Water Volatiles by GC/MS		SW8260C					Analyst: KL
1,1,1-Trichloroethane	<0.000200	0.000200	0.00100		mg/L	1	04/28/11 10:30 PM
1,1,2,2-Tetrachloroethane	<0.000200	0.000200	0.00100		mg/L	1	04/28/11 10:30 PM
1,1,2-Trichloroethane	<0.000200	0.000200	0.00100		mg/L	1	04/28/11 10:30 PM
1,1,2-Trichlorotrifluoroethane	<0.00500	0.00500	0.0150		mg/L	1	04/28/11 10:30 PM
1,1-Dichloroethane	<0.000200	0.000200	0.00100		mg/L	1	04/28/11 10:30 PM
1,1-Dichloroethene	<0.000200	0.000200	0.00100		mg/L	1	04/28/11 10:30 PM
1,2,4-Trichlorobenzene	<0.00150	0.00150	0.00500		mg/L	1	04/28/11 10:30 PM
1,2-Dibromo-3-chloropropane	<0.00300	0.00300	0.0100		mg/L	1	04/28/11 10:30 PM
1,2-Dibromoethane	<0.000200	0.000200	0.00100		mg/L	1	04/28/11 10:30 PM
1,2-Dichlorobenzene	<0.000300	0.000300	0.00100		mg/L	1	04/28/11 10:30 PM
1,2-Dichloroethane	<0.000300	0.000300	0.00100		mg/L	1	04/28/11 10:30 PM
1,2-Dichloropropane	<0.000200	0.000200	0.00100		mg/L	1	04/28/11 10:30 PM
1,3-Dichlorobenzene	<0.000300	0.000300	0.00100		mg/L	1	04/28/11 10:30 PM
1,4-Dichlorobenzene	<0.000300	0.000300	0.00100		mg/L	1	04/28/11 10:30 PM
2-Butanone	<0.00500	0.00500	0.0150		mg/L	1	04/28/11 10:30 PM
2-Hexanone	<0.00500	0.00500	0.0150		mg/L	1	04/28/11 10:30 PM
4-Methyl-2-pentanone	<0.00500	0.00500	0.0150		mg/L	1	04/28/11 10:30 PM
Acetone	<0.00500	0.00500	0.0150		mg/L	1	04/28/11 10:30 PM
Benzene	<0.000200	0.000200	0.00100		mg/L	1	04/28/11 10:30 PM
Bromodichloromethane	<0.000200	0.000200	0.00100		mg/L	1	04/28/11 10:30 PM
Bromoform	<0.000200	0.000200	0.00100		mg/L	1	04/28/11 10:30 PM
Bromomethane	<0.000300	0.000300	0.00100		mg/L	1	04/28/11 10:30 PM
Carbon disulfide	<0.00500	0.00500	0.0150		mg/L	1	04/28/11 10:30 PM
Carbon tetrachloride	<0.000200	0.000200	0.00100		mg/L	1	04/28/11 10:30 PM
Chlorobenzene	<0.000200	0.000200	0.00100		mg/L	1	04/28/11 10:30 PM
Chloroethane	<0.000300	0.000300	0.00100		mg/L	1	04/28/11 10:30 PM
Chloroform	<0.000300	0.000300	0.00100		mg/L	1	04/28/11 10:30 PM
Chloromethane	<0.000300	0.000300	0.00100		mg/L	1	04/28/11 10:30 PM
cis-1,2-Dichloroethene	<0.000200	0.000200	0.00100		mg/L	1	04/28/11 10:30 PM
cis-1,3-Dichloropropene	<0.000200	0.000200	0.00100		mg/L	1	04/28/11 10:30 PM
Cyclohexane	<0.00500	0.00500	0.0150	N	mg/L	1	04/28/11 10:30 PM
Dibromochloromethane	<0.000200	0.000200	0.00100		mg/L	1	04/28/11 10:30 PM
Dichlorodifluoromethane	<0.000200	0.000200	0.00100		mg/L	1	04/28/11 10:30 PM
Ethylbenzene	<0.000300	0.000300	0.00100		mg/L	1	04/28/11 10:30 PM
Isopropylbenzene	<0.000200	0.000200	0.00100		mg/L	1	04/28/11 10:30 PM
m,p-Xylene	<0.000600	0.000600	0.00200		mg/L	1	04/28/11 10:30 PM
Methyl Acetate	<0.00500	0.00500	0.0150		mg/L	1	04/28/11 10:30 PM

Qualifiers: See Final Page of Report for MQLs and MDLs

B	Analyte detected in the associated Method Blank	J	Analyte detected between SDL and RL
C	Sample Result or QC discussed in the Case Narrative	N	Parameter not NELAC certified
DF	Dilution Factor	ND	Not Detected at the SDL
E	TPH pattern not Gas or Diesel Range Pattern	RL	Reporting Limit (MQL adjusted for moisture and sample size)
		S	Spike Recovery outside control limits
		SDL	Sample Detection Limit

DHL Analytical

Date: 05/05/11

CLIENT:	Geo Strata Environmental Consultants	Client Sample ID:	GW-05
Project:	Hillcrest CEI	Lab ID:	1104192-04
Project No:	760-SL11	Collection Date:	04/27/11 12:30 PM
Lab Order:	1104192	Matrix:	Aqueous

Analyses	Result	SDL	RL	Qual	Units	DF	Date Analyzed
Methyl tert-butyl ether	<0.000300	0.000300	0.00100		mg/L	1	04/28/11 10:30 PM
Methylcyclohexane	<0.00500	0.00500	0.0150		mg/L	1	04/28/11 10:30 PM
Methylene chloride	<0.00250	0.00250	0.00250		mg/L	1	04/28/11 10:30 PM
o-Xylene	<0.000300	0.000300	0.00100		mg/L	1	04/28/11 10:30 PM
Styrene	<0.000200	0.000200	0.00100		mg/L	1	04/28/11 10:30 PM
Tetrachloroethene	0.000900	0.000600	0.00200	J	mg/L	1	04/28/11 10:30 PM
Toluene	<0.000600	0.000600	0.00200		mg/L	1	04/28/11 10:30 PM
trans-1,2-Dichloroethene	<0.000200	0.000200	0.00100		mg/L	1	04/28/11 10:30 PM
trans-1,3-Dichloropropene	<0.000200	0.000200	0.00100		mg/L	1	04/28/11 10:30 PM
Trichloroethene	<0.000600	0.000600	0.00200		mg/L	1	04/28/11 10:30 PM
Trichlorofluoromethane	<0.000200	0.000200	0.00100		mg/L	1	04/28/11 10:30 PM
Vinyl chloride	<0.000100	0.000100	0.00100		mg/L	1	04/28/11 10:30 PM
Surr: 1,2-Dichloroethane-d4	107	0	72 - 119		%REC	1	04/28/11 10:30 PM
Surr: 4-Bromofluorobenzene	97.5	0	76 - 119		%REC	1	04/28/11 10:30 PM
Surr: Dibromofluoromethane	102	0	85 - 115		%REC	1	04/28/11 10:30 PM
Surr: Toluene-d8	96.5	0	81 - 120		%REC	1	04/28/11 10:30 PM

Qualifiers: See Final Page of Report for MQLs and MDLs

B	Analyte detected in the associated Method Blank	J	Analyte detected between SDL and RL
C	Sample Result or QC discussed in the Case Narrative	N	Parameter not NELAC certified
DF	Dilution Factor	ND	Not Detected at the SDL
E	TPH pattern not Gas or Diesel Range Pattern	RL	Reporting Limit (MQL adjusted for moisture and sample size)
		S	Spike Recovery outside control limits
		SDL	Sample Detection Limit

DHL Analytical

Date: 05/05/11

CLIENT:	Geo Strata Environmental Consultants	Client Sample ID:	GW-06
Project:	Hillcrest CEI	Lab ID:	1104192-05
Project No:	760-SL11	Collection Date:	04/27/11 02:30 PM
Lab Order:	1104192	Matrix:	Aqueous

Analyses	Result	SDL	RL	Qual	Units	DF	Date Analyzed
Tx1005 TPH Water		TX1005					Analyst: DEW
T/R Hydrocarbons: C6-C12	<0.692	0.692	1.98		mg/L	1	04/29/11 09:17 AM
T/R Hydrocarbons: >C12-C28	<0.692	0.692	1.98		mg/L	1	04/29/11 09:17 AM
T/R Hydrocarbons: >C28-C35	<0.692	0.692	1.98		mg/L	1	04/29/11 09:17 AM
T/R Hydrocarbons: C6-C35	<0.692	0.692	1.98		mg/L	1	04/29/11 09:17 AM
Surr: Isopropylbenzene	99.2	0	70 - 130		%REC	1	04/29/11 09:17 AM
Surr: Octacosane	95.9	0	70 - 130		%REC	1	04/29/11 09:17 AM
8260 Water Volatiles by GC/MS		SW8260C					Analyst: KL
1,1,1-Trichloroethane	<0.000200	0.000200	0.00100		mg/L	1	04/28/11 10:56 PM
1,1,2,2-Tetrachloroethane	<0.000200	0.000200	0.00100		mg/L	1	04/28/11 10:56 PM
1,1,2-Trichloroethane	<0.000200	0.000200	0.00100		mg/L	1	04/28/11 10:56 PM
1,1,2-Trichlorotrifluoroethane	<0.00500	0.00500	0.0150		mg/L	1	04/28/11 10:56 PM
1,1-Dichloroethane	<0.000200	0.000200	0.00100		mg/L	1	04/28/11 10:56 PM
1,1-Dichloroethene	<0.000200	0.000200	0.00100		mg/L	1	04/28/11 10:56 PM
1,2,4-Trichlorobenzene	<0.00150	0.00150	0.00500		mg/L	1	04/28/11 10:56 PM
1,2-Dibromo-3-chloropropane	<0.00300	0.00300	0.0100		mg/L	1	04/28/11 10:56 PM
1,2-Dibromoethane	<0.000200	0.000200	0.00100		mg/L	1	04/28/11 10:56 PM
1,2-Dichlorobenzene	<0.000300	0.000300	0.00100		mg/L	1	04/28/11 10:56 PM
1,2-Dichloroethane	<0.000300	0.000300	0.00100		mg/L	1	04/28/11 10:56 PM
1,2-Dichloropropane	<0.000200	0.000200	0.00100		mg/L	1	04/28/11 10:56 PM
1,3-Dichlorobenzene	<0.000300	0.000300	0.00100		mg/L	1	04/28/11 10:56 PM
1,4-Dichlorobenzene	<0.000300	0.000300	0.00100		mg/L	1	04/28/11 10:56 PM
2-Butanone	<0.00500	0.00500	0.0150		mg/L	1	04/28/11 10:56 PM
2-Hexanone	<0.00500	0.00500	0.0150		mg/L	1	04/28/11 10:56 PM
4-Methyl-2-pentanone	<0.00500	0.00500	0.0150		mg/L	1	04/28/11 10:56 PM
Acetone	<0.00500	0.00500	0.0150		mg/L	1	04/28/11 10:56 PM
Benzene	<0.000200	0.000200	0.00100		mg/L	1	04/28/11 10:56 PM
Bromodichloromethane	<0.000200	0.000200	0.00100		mg/L	1	04/28/11 10:56 PM
Bromoform	<0.000200	0.000200	0.00100		mg/L	1	04/28/11 10:56 PM
Bromomethane	<0.000300	0.000300	0.00100		mg/L	1	04/28/11 10:56 PM
Carbon disulfide	<0.00500	0.00500	0.0150		mg/L	1	04/28/11 10:56 PM
Carbon tetrachloride	<0.000200	0.000200	0.00100		mg/L	1	04/28/11 10:56 PM
Chlorobenzene	<0.000200	0.000200	0.00100		mg/L	1	04/28/11 10:56 PM
Chloroethane	<0.000300	0.000300	0.00100		mg/L	1	04/28/11 10:56 PM
Chloroform	0.000370	0.000300	0.00100	J	mg/L	1	04/28/11 10:56 PM
Chloromethane	<0.000300	0.000300	0.00100		mg/L	1	04/28/11 10:56 PM
cis-1,2-Dichloroethene	<0.000200	0.000200	0.00100		mg/L	1	04/28/11 10:56 PM
cis-1,3-Dichloropropene	<0.000200	0.000200	0.00100		mg/L	1	04/28/11 10:56 PM
Cyclohexane	<0.00500	0.00500	0.0150	N	mg/L	1	04/28/11 10:56 PM
Dibromochloromethane	<0.000200	0.000200	0.00100		mg/L	1	04/28/11 10:56 PM
Dichlorodifluoromethane	<0.000200	0.000200	0.00100		mg/L	1	04/28/11 10:56 PM
Ethylbenzene	<0.000300	0.000300	0.00100		mg/L	1	04/28/11 10:56 PM
Isopropylbenzene	<0.000200	0.000200	0.00100		mg/L	1	04/28/11 10:56 PM
m,p-Xylene	<0.000600	0.000600	0.00200		mg/L	1	04/28/11 10:56 PM
Methyl Acetate	<0.00500	0.00500	0.0150		mg/L	1	04/28/11 10:56 PM

Qualifiers:

	See Final Page of Report for MQLs and MDLs	J	Analyte detected between SDL and RL
B	Analyte detected in the associated Method Blank	N	Parameter not NELAC certified
C	Sample Result or QC discussed in the Case Narrative	ND	Not Detected at the SDL
DF	Dilution Factor	RL	Reporting Limit (MQL adjusted for moisture and sample size)
E	TPH pattern not Gas or Diesel Range Pattern	S	Spike Recovery outside control limits
		SDL	Sample Detection Limit

DHL Analytical

Date: 05/05/11

CLIENT:	Geo Strata Environmental Consultants	Client Sample ID:	GW-06
Project:	Hillcrest CEI	Lab ID:	1104192-05
Project No:	760-SL11	Collection Date:	04/27/11 02:30 PM
Lab Order:	1104192	Matrix:	Aqueous

Analyses	Result	SDL	RL	Qual	Units	DF	Date Analyzed
Methyl tert-butyl ether	<0.000300	0.000300	0.00100		mg/L	1	04/28/11 10:56 PM
Methylcyclohexane	<0.00500	0.00500	0.0150		mg/L	1	04/28/11 10:56 PM
Methylene chloride	<0.00250	0.00250	0.00250		mg/L	1	04/28/11 10:56 PM
o-Xylene	<0.000300	0.000300	0.00100		mg/L	1	04/28/11 10:56 PM
Styrene	<0.000200	0.000200	0.00100		mg/L	1	04/28/11 10:56 PM
Tetrachloroethene	<0.000600	0.000600	0.00200		mg/L	1	04/28/11 10:56 PM
Toluene	<0.000600	0.000600	0.00200		mg/L	1	04/28/11 10:56 PM
trans-1,2-Dichloroethene	<0.000200	0.000200	0.00100		mg/L	1	04/28/11 10:56 PM
trans-1,3-Dichloropropene	<0.000200	0.000200	0.00100		mg/L	1	04/28/11 10:56 PM
Trichloroethene	<0.000600	0.000600	0.00200		mg/L	1	04/28/11 10:56 PM
Trichlorofluoromethane	<0.000200	0.000200	0.00100		mg/L	1	04/28/11 10:56 PM
Vinyl chloride	<0.000100	0.000100	0.00100		mg/L	1	04/28/11 10:56 PM
Surr: 1,2-Dichloroethane-d4	108	0	72 - 119		%REC	1	04/28/11 10:56 PM
Surr: 4-Bromofluorobenzene	97.9	0	76 - 119		%REC	1	04/28/11 10:56 PM
Surr: Dibromofluoromethane	105	0	85 - 115		%REC	1	04/28/11 10:56 PM
Surr: Toluene-d8	96.5	0	81 - 120		%REC	1	04/28/11 10:56 PM

Qualifiers:

	See Final Page of Report for MQLs and MDLs	J	Analyte detected between SDL and RL
B	Analyte detected in the associated Method Blank	N	Parameter not NELAC certified
C	Sample Result or QC discussed in the Case Narrative	ND	Not Detected at the SDL
DF	Dilution Factor	RL	Reporting Limit (MQL adjusted for moisture and sample size)
E	TPH pattern not Gas or Diesel Range Pattern	S	Spike Recovery outside control limits
		SDL	Sample Detection Limit

DHL Analytical

Date: 05/05/11

CLIENT:	Geo Strata Environmental Consultants	Client Sample ID:	GW-02
Project:	Hillcrest CEI	Lab ID:	1104192-06
Project No:	760-SL11	Collection Date:	04/27/11 10:15 AM
Lab Order:	1104192	Matrix:	Aqueous

Analyses	Result	SDL	RL	Qual	Units	DF	Date Analyzed
Tx1005 TPH Water		TX1005					Analyst: DEW
T/R Hydrocarbons: C6-C12	<0.683	0.683	1.95		mg/L	1	04/29/11 09:26 AM
T/R Hydrocarbons: >C12-C28	<0.683	0.683	1.95		mg/L	1	04/29/11 09:26 AM
T/R Hydrocarbons: >C28-C35	<0.683	0.683	1.95		mg/L	1	04/29/11 09:26 AM
T/R Hydrocarbons: C6-C35	<0.683	0.683	1.95		mg/L	1	04/29/11 09:26 AM
Surr: Isopropylbenzene	105	0	70 - 130		%REC	1	04/29/11 09:26 AM
Surr: Octacosane	98.2	0	70 - 130		%REC	1	04/29/11 09:26 AM
8260 Water Volatiles by GC/MS		SW8260C					Analyst: KL
1,1,1-Trichloroethane	<0.000200	0.000200	0.00100		mg/L	1	04/28/11 05:33 PM
1,1,2,2-Tetrachloroethane	<0.000200	0.000200	0.00100		mg/L	1	04/28/11 05:33 PM
1,1,2-Trichloroethane	<0.000200	0.000200	0.00100		mg/L	1	04/28/11 05:33 PM
1,1,2-Trichlorotrifluoroethane	<0.00500	0.00500	0.0150		mg/L	1	04/28/11 05:33 PM
1,1-Dichloroethane	<0.000200	0.000200	0.00100		mg/L	1	04/28/11 05:33 PM
1,1-Dichloroethene	<0.000200	0.000200	0.00100		mg/L	1	04/28/11 05:33 PM
1,2,4-Trichlorobenzene	<0.00150	0.00150	0.00500		mg/L	1	04/28/11 05:33 PM
1,2-Dibromo-3-chloropropane	<0.00300	0.00300	0.0100		mg/L	1	04/28/11 05:33 PM
1,2-Dibromoethane	<0.000200	0.000200	0.00100		mg/L	1	04/28/11 05:33 PM
1,2-Dichlorobenzene	<0.000300	0.000300	0.00100		mg/L	1	04/28/11 05:33 PM
1,2-Dichloroethane	<0.000300	0.000300	0.00100		mg/L	1	04/28/11 05:33 PM
1,2-Dichloropropane	<0.000200	0.000200	0.00100		mg/L	1	04/28/11 05:33 PM
1,3-Dichlorobenzene	<0.000300	0.000300	0.00100		mg/L	1	04/28/11 05:33 PM
1,4-Dichlorobenzene	<0.000300	0.000300	0.00100		mg/L	1	04/28/11 05:33 PM
2-Butanone	<0.00500	0.00500	0.0150		mg/L	1	04/28/11 05:33 PM
2-Hexanone	<0.00500	0.00500	0.0150		mg/L	1	04/28/11 05:33 PM
4-Methyl-2-pentanone	<0.00500	0.00500	0.0150		mg/L	1	04/28/11 05:33 PM
Acetone	<0.00500	0.00500	0.0150		mg/L	1	04/28/11 05:33 PM
Benzene	<0.000200	0.000200	0.00100		mg/L	1	04/28/11 05:33 PM
Bromodichloromethane	<0.000200	0.000200	0.00100		mg/L	1	04/28/11 05:33 PM
Bromoform	<0.000200	0.000200	0.00100		mg/L	1	04/28/11 05:33 PM
Bromomethane	<0.000300	0.000300	0.00100		mg/L	1	04/28/11 05:33 PM
Carbon disulfide	<0.00500	0.00500	0.0150		mg/L	1	04/28/11 05:33 PM
Carbon tetrachloride	<0.000200	0.000200	0.00100		mg/L	1	04/28/11 05:33 PM
Chlorobenzene	<0.000200	0.000200	0.00100		mg/L	1	04/28/11 05:33 PM
Chloroethane	<0.000300	0.000300	0.00100		mg/L	1	04/28/11 05:33 PM
Chloroform	<0.000300	0.000300	0.00100		mg/L	1	04/28/11 05:33 PM
Chloromethane	<0.000300	0.000300	0.00100		mg/L	1	04/28/11 05:33 PM
cis-1,2-Dichloroethene	<0.000200	0.000200	0.00100		mg/L	1	04/28/11 05:33 PM
cis-1,3-Dichloropropene	<0.000200	0.000200	0.00100		mg/L	1	04/28/11 05:33 PM
Cyclohexane	<0.00500	0.00500	0.0150	N	mg/L	1	04/28/11 05:33 PM
Dibromochloromethane	<0.000200	0.000200	0.00100		mg/L	1	04/28/11 05:33 PM
Dichlorodifluoromethane	<0.000200	0.000200	0.00100		mg/L	1	04/28/11 05:33 PM
Ethylbenzene	<0.000300	0.000300	0.00100		mg/L	1	04/28/11 05:33 PM
Isopropylbenzene	<0.000200	0.000200	0.00100		mg/L	1	04/28/11 05:33 PM
m,p-Xylene	<0.000600	0.000600	0.00200		mg/L	1	04/28/11 05:33 PM
Methyl Acetate	<0.00500	0.00500	0.0150		mg/L	1	04/28/11 05:33 PM

Qualifiers: See Final Page of Report for MQLs and MDLs

B	Analyte detected in the associated Method Blank	J	Analyte detected between SDL and RL
C	Sample Result or QC discussed in the Case Narrative	N	Parameter not NELAC certified
DF	Dilution Factor	ND	Not Detected at the SDL
E	TPH pattern not Gas or Diesel Range Pattern	RL	Reporting Limit (MQL adjusted for moisture and sample size)
		S	Spike Recovery outside control limits
		SDL	Sample Detection Limit

DHL Analytical

Date: 05/05/11

CLIENT:	Geo Strata Environmental Consultants	Client Sample ID:	GW-02
Project:	Hillcrest CEI	Lab ID:	1104192-06
Project No:	760-SL11	Collection Date:	04/27/11 10:15 AM
Lab Order:	1104192	Matrix:	Aqueous

Analyses	Result	SDL	RL	Qual	Units	DF	Date Analyzed
Methyl tert-butyl ether	<0.000300	0.000300	0.00100		mg/L	1	04/28/11 05:33 PM
Methylcyclohexane	<0.00500	0.00500	0.0150		mg/L	1	04/28/11 05:33 PM
Methylene chloride	<0.00250	0.00250	0.00250		mg/L	1	04/28/11 05:33 PM
o-Xylene	<0.000300	0.000300	0.00100		mg/L	1	04/28/11 05:33 PM
Styrene	<0.000200	0.000200	0.00100		mg/L	1	04/28/11 05:33 PM
Tetrachloroethene	<0.000600	0.000600	0.00200		mg/L	1	04/28/11 05:33 PM
Toluene	<0.000600	0.000600	0.00200		mg/L	1	04/28/11 05:33 PM
trans-1,2-Dichloroethene	<0.000200	0.000200	0.00100		mg/L	1	04/28/11 05:33 PM
trans-1,3-Dichloropropene	<0.000200	0.000200	0.00100		mg/L	1	04/28/11 05:33 PM
Trichloroethene	<0.000600	0.000600	0.00200		mg/L	1	04/28/11 05:33 PM
Trichlorofluoromethane	<0.000200	0.000200	0.00100		mg/L	1	04/28/11 05:33 PM
Vinyl chloride	<0.000100	0.000100	0.00100		mg/L	1	04/28/11 05:33 PM
Surr: 1,2-Dichloroethane-d4	107	0	72 - 119		%REC	1	04/28/11 05:33 PM
Surr: 4-Bromofluorobenzene	98.0	0	76 - 119		%REC	1	04/28/11 05:33 PM
Surr: Dibromofluoromethane	104	0	85 - 115		%REC	1	04/28/11 05:33 PM
Surr: Toluene-d8	96.8	0	81 - 120		%REC	1	04/28/11 05:33 PM

Qualifiers: See Final Page of Report for MQLs and MDLs

B	Analyte detected in the associated Method Blank	J	Analyte detected between SDL and RL
C	Sample Result or QC discussed in the Case Narrative	N	Parameter not NELAC certified
DF	Dilution Factor	ND	Not Detected at the SDL
E	TPH pattern not Gas or Diesel Range Pattern	RL	Reporting Limit (MQL adjusted for moisture and sample size)
		S	Spike Recovery outside control limits
		SDL	Sample Detection Limit

DHL Analytical

Date: 05/05/11

CLIENT:	Geo Strata Environmental Consultants	Client Sample ID:	GW-03 Spring Water
Project:	Hillcrest CEI	Lab ID:	1104192-07
Project No:	760-SL11	Collection Date:	04/27/11 03:30 PM
Lab Order:	1104192	Matrix:	Aqueous

Analyses	Result	SDL	RL	Qual	Units	DF	Date Analyzed
Tx1005 TPH Water		TX1005					Analyst: DEW
T/R Hydrocarbons: C6-C12	<0.697	0.697	1.99		mg/L	1	04/29/11 09:52 AM
T/R Hydrocarbons: >C12-C28	<0.697	0.697	1.99		mg/L	1	04/29/11 09:52 AM
T/R Hydrocarbons: >C28-C35	<0.697	0.697	1.99		mg/L	1	04/29/11 09:52 AM
T/R Hydrocarbons: C6-C35	<0.697	0.697	1.99		mg/L	1	04/29/11 09:52 AM
Surr: Isopropylbenzene	106	0	70 - 130		%REC	1	04/29/11 09:52 AM
Surr: Octacosane	102	0	70 - 130		%REC	1	04/29/11 09:52 AM
8260 Water Volatiles by GC/MS		SW8260C					Analyst: KL
1,1,1-Trichloroethane	<0.000200	0.000200	0.00100		mg/L	1	04/28/11 11:20 PM
1,1,2,2-Tetrachloroethane	<0.000200	0.000200	0.00100		mg/L	1	04/28/11 11:20 PM
1,1,2-Trichloroethane	<0.000200	0.000200	0.00100		mg/L	1	04/28/11 11:20 PM
1,1,2-Trichlorotrifluoroethane	<0.00500	0.00500	0.0150		mg/L	1	04/28/11 11:20 PM
1,1-Dichloroethane	<0.000200	0.000200	0.00100		mg/L	1	04/28/11 11:20 PM
1,1-Dichloroethene	<0.000200	0.000200	0.00100		mg/L	1	04/28/11 11:20 PM
1,2,4-Trichlorobenzene	<0.00150	0.00150	0.00500		mg/L	1	04/28/11 11:20 PM
1,2-Dibromo-3-chloropropane	<0.00300	0.00300	0.0100		mg/L	1	04/28/11 11:20 PM
1,2-Dibromoethane	<0.000200	0.000200	0.00100		mg/L	1	04/28/11 11:20 PM
1,2-Dichlorobenzene	<0.000300	0.000300	0.00100		mg/L	1	04/28/11 11:20 PM
1,2-Dichloroethane	<0.000300	0.000300	0.00100		mg/L	1	04/28/11 11:20 PM
1,2-Dichloropropane	<0.000200	0.000200	0.00100		mg/L	1	04/28/11 11:20 PM
1,3-Dichlorobenzene	<0.000300	0.000300	0.00100		mg/L	1	04/28/11 11:20 PM
1,4-Dichlorobenzene	<0.000300	0.000300	0.00100		mg/L	1	04/28/11 11:20 PM
2-Butanone	<0.00500	0.00500	0.0150		mg/L	1	04/28/11 11:20 PM
2-Hexanone	<0.00500	0.00500	0.0150		mg/L	1	04/28/11 11:20 PM
4-Methyl-2-pentanone	<0.00500	0.00500	0.0150		mg/L	1	04/28/11 11:20 PM
Acetone	<0.00500	0.00500	0.0150		mg/L	1	04/28/11 11:20 PM
Benzene	<0.000200	0.000200	0.00100		mg/L	1	04/28/11 11:20 PM
Bromodichloromethane	<0.000200	0.000200	0.00100		mg/L	1	04/28/11 11:20 PM
Bromoform	<0.000200	0.000200	0.00100		mg/L	1	04/28/11 11:20 PM
Bromomethane	<0.000300	0.000300	0.00100		mg/L	1	04/28/11 11:20 PM
Carbon disulfide	<0.00500	0.00500	0.0150		mg/L	1	04/28/11 11:20 PM
Carbon tetrachloride	<0.000200	0.000200	0.00100		mg/L	1	04/28/11 11:20 PM
Chlorobenzene	<0.000200	0.000200	0.00100		mg/L	1	04/28/11 11:20 PM
Chloroethane	<0.000300	0.000300	0.00100		mg/L	1	04/28/11 11:20 PM
Chloroform	<0.000300	0.000300	0.00100		mg/L	1	04/28/11 11:20 PM
Chloromethane	<0.000300	0.000300	0.00100		mg/L	1	04/28/11 11:20 PM
cis-1,2-Dichloroethene	<0.000200	0.000200	0.00100		mg/L	1	04/28/11 11:20 PM
cis-1,3-Dichloropropene	<0.000200	0.000200	0.00100		mg/L	1	04/28/11 11:20 PM
Cyclohexane	<0.00500	0.00500	0.0150	N	mg/L	1	04/28/11 11:20 PM
Dibromochloromethane	<0.000200	0.000200	0.00100		mg/L	1	04/28/11 11:20 PM
Dichlorodifluoromethane	<0.000200	0.000200	0.00100		mg/L	1	04/28/11 11:20 PM
Ethylbenzene	<0.000300	0.000300	0.00100		mg/L	1	04/28/11 11:20 PM
Isopropylbenzene	<0.000200	0.000200	0.00100		mg/L	1	04/28/11 11:20 PM
m,p-Xylene	<0.000600	0.000600	0.00200		mg/L	1	04/28/11 11:20 PM
Methyl Acetate	<0.00500	0.00500	0.0150		mg/L	1	04/28/11 11:20 PM

Qualifiers: See Final Page of Report for MQLs and MDLs

B	Analyte detected in the associated Method Blank	J	Analyte detected between SDL and RL
C	Sample Result or QC discussed in the Case Narrative	N	Parameter not NELAC certified
DF	Dilution Factor	ND	Not Detected at the SDL
E	TPH pattern not Gas or Diesel Range Pattern	RL	Reporting Limit (MQL adjusted for moisture and sample size)
		S	Spike Recovery outside control limits
		SDL	Sample Detection Limit

DHL Analytical

Date: 05/05/11

CLIENT:	Geo Strata Environmental Consultants	Client Sample ID:	GW-03 Spring Water
Project:	Hillcrest CEI	Lab ID:	1104192-07
Project No:	760-SL11	Collection Date:	04/27/11 03:30 PM
Lab Order:	1104192	Matrix:	Aqueous

Analyses	Result	SDL	RL	Qual	Units	DF	Date Analyzed
Methyl tert-butyl ether	<0.000300	0.000300	0.00100		mg/L	1	04/28/11 11:20 PM
Methylcyclohexane	<0.00500	0.00500	0.0150		mg/L	1	04/28/11 11:20 PM
Methylene chloride	<0.00250	0.00250	0.00250		mg/L	1	04/28/11 11:20 PM
o-Xylene	<0.000300	0.000300	0.00100		mg/L	1	04/28/11 11:20 PM
Styrene	<0.000200	0.000200	0.00100		mg/L	1	04/28/11 11:20 PM
Tetrachloroethene	<0.000600	0.000600	0.00200		mg/L	1	04/28/11 11:20 PM
Toluene	<0.000600	0.000600	0.00200		mg/L	1	04/28/11 11:20 PM
trans-1,2-Dichloroethene	<0.000200	0.000200	0.00100		mg/L	1	04/28/11 11:20 PM
trans-1,3-Dichloropropene	<0.000200	0.000200	0.00100		mg/L	1	04/28/11 11:20 PM
Trichloroethene	<0.000600	0.000600	0.00200		mg/L	1	04/28/11 11:20 PM
Trichlorofluoromethane	<0.000200	0.000200	0.00100		mg/L	1	04/28/11 11:20 PM
Vinyl chloride	<0.000100	0.000100	0.00100		mg/L	1	04/28/11 11:20 PM
Surr: 1,2-Dichloroethane-d4	108	0	72 - 119		%REC	1	04/28/11 11:20 PM
Surr: 4-Bromofluorobenzene	98.0	0	76 - 119		%REC	1	04/28/11 11:20 PM
Surr: Dibromofluoromethane	103	0	85 - 115		%REC	1	04/28/11 11:20 PM
Surr: Toluene-d8	95.9	0	81 - 120		%REC	1	04/28/11 11:20 PM

Qualifiers: See Final Page of Report for MQLs and MDLs

B	Analyte detected in the associated Method Blank	J	Analyte detected between SDL and RL
C	Sample Result or QC discussed in the Case Narrative	N	Parameter not NELAC certified
DF	Dilution Factor	ND	Not Detected at the SDL
E	TPH pattern not Gas or Diesel Range Pattern	RL	Reporting Limit (MQL adjusted for moisture and sample size)
		S	Spike Recovery outside control limits
		SDL	Sample Detection Limit

CLIENT: Geo Strata Environmental Consultants
Work Order: 1104192
Project: Hillcrest CEI

ANALYTICAL QC SUMMARY REPORT

RunID: GC12_110429A

Sample ID:	MB-46108	Batch ID:	46108		TestNo:		TX1005		Units:		mg/L
SampType:	MBLK	Run ID:	GC12_110429A		Analysis Date:		04/29/11 08:32 AM		Prep Date:		04/29/11
Analyte		Result	RL	SPK value	Ref Val	%REC	LowLimit	HighLimit	%RPD	RPD Limit	Qual
T/R Hydrocarbons: C6-C12		<0.700	2.00								
T/R Hydrocarbons: >C12-C28		<0.700	2.00								
T/R Hydrocarbons: >C28-C35		<0.700	2.00								
T/R Hydrocarbons: C6-C35		<0.700	2.00								
Surr: Isopropylbenzene		2.73		2.500		109	70	130			
Surr: Octacosane		2.65		2.500		106	70	130			

Sample ID:	LCS-46108	Batch ID:	46108		TestNo:		TX1005		Units:		mg/L
SampType:	LCS	Run ID:	GC12_110429A		Analysis Date:		04/29/11 08:41 AM		Prep Date:		04/29/11
Analyte		Result	RL	SPK value	Ref Val	%REC	LowLimit	HighLimit	%RPD	RPD Limit	Qual
T/R Hydrocarbons: C6-C35		28.5	2.00	25.00	0	114	75	125			
Surr: Isopropylbenzene		2.85		2.500		114	70	130			
Surr: Octacosane		2.61		2.500		104	70	130			

Sample ID:	LCSD-46108	Batch ID:	46108		TestNo:		TX1005		Units:		mg/L
SampType:	LCSD	Run ID:	GC12_110429A		Analysis Date:		04/29/11 08:50 AM		Prep Date:		04/29/11
Analyte		Result	RL	SPK value	Ref Val	%REC	LowLimit	HighLimit	%RPD	RPD Limit	Qual
T/R Hydrocarbons: C6-C35		26.9	2.00	25.00	0	108	75	125	5.84	20	
Surr: Isopropylbenzene		2.73		2.500		109	70	130	0	0	
Surr: Octacosane		2.58		2.500		103	70	130	0	0	

Sample ID:	1104192-06BMS	Batch ID:	46108		TestNo:		TX1005		Units:		mg/L
SampType:	MS	Run ID:	GC12_110429A		Analysis Date:		04/29/11 09:35 AM		Prep Date:		04/29/11
Analyte		Result	RL	SPK value	Ref Val	%REC	LowLimit	HighLimit	%RPD	RPD Limit	Qual
T/R Hydrocarbons: C6-C35		26.4	1.98	24.70	0	107	75	125			
Surr: Isopropylbenzene		2.72		2.470		110	70	130			
Surr: Octacosane		2.46		2.470		99.8	70	130			

Sample ID:	1104192-06BMSD	Batch ID:	46108		TestNo:		TX1005		Units:		mg/L
SampType:	MSD	Run ID:	GC12_110429A		Analysis Date:		04/29/11 09:44 AM		Prep Date:		04/29/11
Analyte		Result	RL	SPK value	Ref Val	%REC	LowLimit	HighLimit	%RPD	RPD Limit	Qual
T/R Hydrocarbons: C6-C35		25.4	1.99	24.86	0	102	75	125	3.87	20	
Surr: Isopropylbenzene		2.68		2.486		108	70	130	0	0	
Surr: Octacosane		2.46		2.486		98.9	70	130	0	0	

Qualifiers:

B	Analyte detected in the associated Method Blank	R	RPD outside accepted control limits
DF	Dilution Factor	RL	Reporting Limit
J	Analyte detected between MDL and RL	S	Spike Recovery outside control limits
MDL	Method Detection Limit	J	Analyte detected between SDL and RL
ND	Not Detected at the Method Detection Limit	N	Parameter not NELAC certified

CLIENT: Geo Strata Environmental Consultants
Work Order: 1104192
Project: Hillcrest CEI

ANALYTICAL QC SUMMARY REPORT

RunID: GC12_110429A

Sample ID:	ICV-110429	Batch ID:	R54670		TestNo:		TX1005		Units:		mg/L
SampType:	ICV	Run ID:	GC12_110429A		Analysis Date:		04/29/11 08:23 AM		Prep Date:		
Analyte		Result	RL	SPK value	Ref Val	%REC	LowLimit	HighLimit	%RPD	RPD Limit	Qual
T/R Hydrocarbons: C6-C35		1010	2.00	1000	0	101	75	125			
Surr: Isopropylbenzene		52.6		50.00		105	70	130			
Surr: Octacosane		48.8		50.00		97.5	70	130			

Sample ID:	CCV1-110429	Batch ID:	R54670		TestNo:		TX1005		Units:		mg/L
SampType:	CCV	Run ID:	GC12_110429A		Analysis Date:		04/29/11 10:13 AM		Prep Date:		
Analyte		Result	RL	SPK value	Ref Val	%REC	LowLimit	HighLimit	%RPD	RPD Limit	Qual
T/R Hydrocarbons: C6-C35		500	2.00	500.0	0	100	75	125			
Surr: Isopropylbenzene		26.8		25.00		107	70	130			
Surr: Octacosane		26.7		25.00		107	70	130			

Qualifiers:

B	Analyte detected in the associated Method Blank	R	RPD outside accepted control limits
DF	Dilution Factor	RL	Reporting Limit
J	Analyte detected between MDL and RL	S	Spike Recovery outside control limits
MDL	Method Detection Limit	J	Analyte detected between SDL and RL
ND	Not Detected at the Method Detection Limit	N	Parameter not NELAC certified

CLIENT: Geo Strata Environmental Consultants
Work Order: 1104192
Project: Hillcrest CEI

ANALYTICAL QC SUMMARY REPORT

RunID: GCMS5_110428B

Sample ID:	LCS-46096	Batch ID:	46096	TestNo:	SW8260C	Units:	mg/L
SampType:	LCS	Run ID:	GCMS5_110428B	Analysis Date:	04/28/11 01:38 PM	Prep Date:	04/28/11

Analyte	Result	RL	SPK value	Ref Val	%REC	LowLimit	HighLimit	%RPD	RPD Limit	Qual
1,1,1-Trichloroethane	0.0237	0.00100	0.0232	0	102	67	132			
1,1,2,2-Tetrachloroethane	0.0223	0.00100	0.0232	0	95.9	63	128			
1,1,2-Trichloroethane	0.0243	0.00100	0.0232	0	105	75	125			
1,1,2-Trichlorotrifluoroethane	0.0250	0.0150	0.0232	0	108	67	125			
1,1-Dichloroethane	0.0221	0.00100	0.0232	0	95.3	69	133			
1,1-Dichloroethene	0.0210	0.00100	0.0232	0	90.4	68	130			
1,2,4-Trichlorobenzene	0.0216	0.00500	0.0232	0	93.3	66	134			
1,2-Dibromo-3-chloropropane	0.0206	0.0100	0.0232	0	88.9	50	132			
1,2-Dibromoethane	0.0229	0.00100	0.0232	0	98.8	80	121			
1,2-Dichlorobenzene	0.0233	0.00100	0.0232	0	101	75	122			
1,2-Dichloroethane	0.0243	0.00100	0.0232	0	105	69	132			
1,2-Dichloropropane	0.0230	0.00100	0.0232	0	99.0	75	125			
1,3-Dichlorobenzene	0.0232	0.00100	0.0232	0	100	75	124			
1,4-Dichlorobenzene	0.0228	0.00100	0.0232	0	98.1	74	123			
2-Butanone	0.0226	0.0150	0.0232	0	97.5	49	136			
2-Hexanone	0.0211	0.0150	0.0232	0	90.9	50	150			
4-Methyl-2-pentanone	0.0227	0.0150	0.0232	0	97.9	60	134			
Acetone	0.0232	0.0150	0.0232	0	100	40	135			
Benzene	0.0227	0.00100	0.0232	0	97.9	81	122			
Bromodichloromethane	0.0241	0.00100	0.0232	0	104	76	121			
Bromoform	0.0231	0.00100	0.0232	0	99.6	69	128			
Bromomethane	0.0285	0.00100	0.0232	0	123	53	141			
Carbon disulfide	0.0215	0.0150	0.0232	0	92.5	50	150			
Carbon tetrachloride	0.0247	0.00100	0.0232	0	106	66	138			
Chlorobenzene	0.0229	0.00100	0.0232	0	98.7	81	122			
Chloroethane	0.0280	0.00100	0.0232	0	121	58	133			
Chloroform	0.0238	0.00100	0.0232	0	103	69	128			
Chloromethane	0.0239	0.00100	0.0232	0	103	56	131			
cis-1,2-Dichloroethene	0.0226	0.00100	0.0232	0	97.4	72	126			
cis-1,3-Dichloropropene	0.0238	0.00100	0.0232	0	102	69	131			
Cyclohexane	0.0226	0.0150	0.0232	0	97.4	40	161			N
Dibromochloromethane	0.0226	0.00100	0.0232	0	97.6	66	133			
Dichlorodifluoromethane	0.0263	0.00100	0.0232	0	113	53	153			
Ethylbenzene	0.0232	0.00100	0.0232	0	100	80	120			
Isopropylbenzene	0.0226	0.00100	0.0232	0	97.5	75	127			
m,p-Xylene	0.0472	0.00200	0.0464	0	102	80	120			
Methyl Acetate	0.0219	0.0150	0.0232	0	94.5	50	150			
Methyl tert-butyl ether	0.0225	0.00100	0.0232	0	96.8	68	123			
Methylcyclohexane	0.0237	0.0150	0.0232	0	102	70	130			
Methylene chloride	0.0246	0.00250	0.0232	0	106	63	137			
o-Xylene	0.0231	0.00100	0.0232	0	99.4	80	120			
Styrene	0.0232	0.00100	0.0232	0	99.8	65	134			
Tetrachloroethene	0.0236	0.00200	0.0232	0	102	66	128			
Toluene	0.0238	0.00200	0.0232	0	103	80	120			

Qualifiers:

B	Analyte detected in the associated Method Blank	R	RPD outside accepted control limits
DF	Dilution Factor	RL	Reporting Limit
J	Analyte detected between MDL and RL	S	Spike Recovery outside control limits
MDL	Method Detection Limit	J	Analyte detected between SDL and RL
ND	Not Detected at the Method Detection Limit	N	Parameter not NELAC certified

CLIENT: Geo Strata Environmental Consultants
Work Order: 1104192
Project: Hillcrest CEI

ANALYTICAL QC SUMMARY REPORT

RunID: GCMS5_110428B

trans-1,2-Dichloroethene	0.0219	0.00100	0.0232	0	94.6	63	137
trans-1,3-Dichloropropene	0.0247	0.00100	0.0232	0	107	59	135
Trichloroethene	0.0240	0.00200	0.0232	0	103	70	127
Trichlorofluoromethane	0.0268	0.00100	0.0232	0	116	57	129
Vinyl chloride	0.0257	0.00100	0.0232	0	111	50	134
Surr: 1,2-Dichloroethane-d4	210		200.0		105	72	119
Surr: 4-Bromofluorobenzene	195		200.0		97.3	76	119
Surr: Dibromofluoromethane	202		200.0		101	85	115
Surr: Toluene-d8	195		200.0		97.3	81	120

Sample ID:	MB-46096	Batch ID:	46096	TestNo:	SW8260C	Units:	mg/L
SampType:	MBLK	Run ID:	GCMS5_110428B	Analysis Date:	04/28/11 02:29 PM	Prep Date:	04/28/11

Analyte	Result	RL	SPK value	Ref Val	%REC	LowLimit	HighLimit	%RPD	RPD Limit	Qual
1,1,1-Trichloroethane	<0.000200	0.00100								
1,1,2,2-Tetrachloroethane	<0.000200	0.00100								
1,1,2-Trichloroethane	<0.000200	0.00100								
1,1,2-Trichlorotrifluoroethane	<0.00500	0.0150								
1,1-Dichloroethane	<0.000200	0.00100								
1,1-Dichloroethene	<0.000200	0.00100								
1,2,4-Trichlorobenzene	<0.00150	0.00500								
1,2-Dibromo-3-chloropropane	<0.00300	0.0100								
1,2-Dibromoethane	<0.000200	0.00100								
1,2-Dichlorobenzene	<0.000300	0.00100								
1,2-Dichloroethane	<0.000300	0.00100								
1,2-Dichloropropane	<0.000200	0.00100								
1,3-Dichlorobenzene	<0.000300	0.00100								
1,4-Dichlorobenzene	<0.000300	0.00100								
2-Butanone	<0.00500	0.0150								
2-Hexanone	<0.00500	0.0150								
4-Methyl-2-pentanone	<0.00500	0.0150								
Acetone	<0.00500	0.0150								
Benzene	<0.000200	0.00100								
Bromodichloromethane	<0.000200	0.00100								
Bromoform	<0.000200	0.00100								
Bromomethane	<0.000300	0.00100								
Carbon disulfide	<0.00500	0.0150								
Carbon tetrachloride	<0.000200	0.00100								
Chlorobenzene	<0.000200	0.00100								
Chloroethane	<0.000300	0.00100								
Chloroform	<0.000300	0.00100								
Chloromethane	<0.000300	0.00100								
cis-1,2-Dichloroethene	<0.000200	0.00100								
cis-1,3-Dichloropropene	<0.000200	0.00100								
Cyclohexane	<0.00500	0.0150								N
Dibromochloromethane	<0.000200	0.00100								
Dichlorodifluoromethane	<0.000200	0.00100								
Ethylbenzene	<0.000300	0.00100								

Qualifiers:

B	Analyte detected in the associated Method Blank	R	RPD outside accepted control limits
DF	Dilution Factor	RL	Reporting Limit
J	Analyte detected between MDL and RL	S	Spike Recovery outside control limits
MDL	Method Detection Limit	J	Analyte detected between SDL and RL
ND	Not Detected at the Method Detection Limit	N	Parameter not NELAC certified

CLIENT: Geo Strata Environmental Consultants
Work Order: 1104192
Project: Hillcrest CEI

ANALYTICAL QC SUMMARY REPORT

RunID: GCMS5_110428B

Isopropylbenzene	<0.000200	0.00100				
m,p-Xylene	<0.000600	0.00200				
Methyl Acetate	<0.00500	0.0150				
Methyl tert-butyl ether	<0.000300	0.00100				
Methylcyclohexane	<0.00500	0.0150				
Methylene chloride	<0.00250	0.00250				
o-Xylene	<0.000300	0.00100				
Styrene	<0.000200	0.00100				
Tetrachloroethene	<0.000600	0.00200				
Toluene	<0.000600	0.00200				
trans-1,2-Dichloroethene	<0.000200	0.00100				
trans-1,3-Dichloropropene	<0.000200	0.00100				
Trichloroethene	<0.000600	0.00200				
Trichlorofluoromethane	<0.000200	0.00100				
Vinyl chloride	<0.000100	0.00100				
Surr: 1,2-Dichloroethane-d4	213		200.0	106	72	119
Surr: 4-Bromofluorobenzene	197		200.0	98.6	76	119
Surr: Dibromofluoromethane	204		200.0	102	85	115
Surr: Toluene-d8	194		200.0	96.8	81	120

Sample ID:	1104192-06AMS	Batch ID:	46096	TestNo:	SW8260C	Units:	mg/L
SampType:	MS	Run ID:	GCMS5_110428B	Analysis Date:	04/28/11 11:45 PM	Prep Date:	04/28/11

Analyte	Result	RL	SPK value	Ref Val	%REC	LowLimit	HighLimit	%RPD	RPD Limit	Qual
1,1,1-Trichloroethane	0.0227	0.00100	0.0232	0	98.0	67	132			
1,1,2,2-Tetrachloroethane	0.0233	0.00100	0.0232	0	101	63	128			
1,1,2-Trichloroethane	0.0245	0.00100	0.0232	0	106	75	125			
1,1,2-Trichlorotrifluoroethane	0.0233	0.0150	0.0232	0	101	67	125			
1,1-Dichloroethane	0.0211	0.00100	0.0232	0	90.8	69	133			
1,1-Dichloroethene	0.0195	0.00100	0.0232	0	84.2	68	130			
1,2,4-Trichlorobenzene	0.0190	0.00500	0.0232	0	81.7	66	134			
1,2-Dibromo-3-chloropropane	0.0218	0.0100	0.0232	0	93.8	50	132			
1,2-Dibromoethane	0.0222	0.00100	0.0232	0	95.7	80	121			
1,2-Dichlorobenzene	0.0224	0.00100	0.0232	0	96.4	75	125			
1,2-Dichloroethane	0.0248	0.00100	0.0232	0	107	68	132			
1,2-Dichloropropane	0.0217	0.00100	0.0232	0	93.6	75	125			
1,3-Dichlorobenzene	0.0219	0.00100	0.0232	0	94.3	75	124			
1,4-Dichlorobenzene	0.0221	0.00100	0.0232	0	95.2	74	123			
2-Butanone	0.0238	0.0150	0.0232	0	103	49	136			
2-Hexanone	0.0248	0.0150	0.0232	0	107	50	150			
4-Methyl-2-pentanone	0.0267	0.0150	0.0232	0	115	60	135			
Acetone	0.0275	0.0150	0.0232	0	118	40	135			
Benzene	0.0215	0.00100	0.0232	0	92.7	81	120			
Bromodichloromethane	0.0238	0.00100	0.0232	0	102	76	121			
Bromoform	0.0233	0.00100	0.0232	0	101	69	128			
Bromomethane	0.0193	0.00100	0.0232	0	83.4	53	141			
Carbon disulfide	0.0205	0.0150	0.0232	0	88.5	50	150			
Carbon tetrachloride	0.0235	0.00100	0.0232	0	101	66	138			

Qualifiers:

B	Analyte detected in the associated Method Blank	R	RPD outside accepted control limits
DF	Dilution Factor	RL	Reporting Limit
J	Analyte detected between MDL and RL	S	Spike Recovery outside control limits
MDL	Method Detection Limit	J	Analyte detected between SDL and RL
ND	Not Detected at the Method Detection Limit	N	Parameter not NELAC certified

CLIENT: Geo Strata Environmental Consultants
Work Order: 1104192
Project: Hillcrest CEI

ANALYTICAL QC SUMMARY REPORT

RunID: GCMS5_110428B

Chlorobenzene	0.0219	0.00100	0.0232	0	94.4	81	122	
Chloroethane	0.0258	0.00100	0.0232	0	111	58	133	
Chloroform	0.0234	0.00100	0.0232	0	101	69	128	
Chloromethane	0.0214	0.00100	0.0232	0	92.4	56	131	
cis-1,2-Dichloroethene	0.0209	0.00100	0.0232	0	90.0	72	126	
cis-1,3-Dichloropropene	0.0204	0.00100	0.0232	0	88.0	69	131	
Cyclohexane	0.0207	0.0150	0.0232	0	89.1	40	161	N
Dibromochloromethane	0.0220	0.00100	0.0232	0	94.7	66	133	
Dichlorodifluoromethane	0.0249	0.00100	0.0232	0	107	53	153	
Ethylbenzene	0.0217	0.00100	0.0232	0	93.6	80	120	
Isopropylbenzene	0.0209	0.00100	0.0232	0	90.0	75	127	
m,p-Xylene	0.0442	0.00200	0.0464	0	95.3	80	120	
Methyl Acetate	0.0210	0.0150	0.0232	0	90.6	50	150	
Methyl tert-butyl ether	0.0221	0.00100	0.0232	0	95.4	68	123	
Methylcyclohexane	0.0218	0.0150	0.0232	0	94.1	70	130	
Methylene chloride	0.0241	0.00250	0.0232	0	104	63	137	
o-Xylene	0.0214	0.00100	0.0232	0	92.1	80	120	
Styrene	0.000640	0.00100	0.0232	0	2.76	65	134	S
Tetrachloroethene	0.0222	0.00200	0.0232	0	95.8	66	128	
Toluene	0.0230	0.00200	0.0232	0	99.1	80	120	
trans-1,2-Dichloroethene	0.0200	0.00100	0.0232	0	86.3	63	137	
trans-1,3-Dichloropropene	0.0234	0.00100	0.0232	0	101	59	135	
Trichloroethene	0.0232	0.00200	0.0232	0	100	70	127	
Trichlorofluoromethane	0.0259	0.00100	0.0232	0	111	57	129	
Vinyl chloride	0.0230	0.00100	0.0232	0	99.4	50	134	
Surr: 1,2-Dichloroethane-d4	216		200.0		108	72	119	
Surr: 4-Bromofluorobenzene	193		200.0		96.7	76	119	
Surr: Dibromofluoromethane	204		200.0		102	85	115	
Surr: Toluene-d8	190		200.0		95.1	81	120	

Sample ID:	1104192-06AMSD	Batch ID:	46096	TestNo:	SW8260C	Units:	mg/L
SampType:	MSD	Run ID:	GCMS5_110428B	Analysis Date:	04/29/11 12:10 AM	Prep Date:	04/28/11

Analyte	Result	RL	SPK value	Ref Val	%REC	LowLimit	HighLimit	%RPD	RPD Limit	Qual
1,1,1-Trichloroethane	0.0226	0.00100	0.0232	0	97.4	67	132	0.618	20	
1,1,2,2-Tetrachloroethane	0.0219	0.00100	0.0232	0	94.5	63	128	6.19	20	
1,1,2-Trichloroethane	0.0235	0.00100	0.0232	0	101	75	125	4.00	20	
1,1,2-Trichlorotrifluoroethane	0.0228	0.0150	0.0232	0	98.3	67	125	2.30	20	
1,1-Dichloroethane	0.0208	0.00100	0.0232	0	89.7	69	133	1.19	20	
1,1-Dichloroethene	0.0192	0.00100	0.0232	0	82.8	68	130	1.70	20	
1,2,4-Trichlorobenzene	0.0194	0.00500	0.0232	0	83.4	66	134	2.04	20	
1,2-Dibromo-3-chloropropane	0.0210	0.0100	0.0232	0	90.5	50	132	3.60	20	
1,2-Dibromoethane	0.0218	0.00100	0.0232	0	93.8	80	121	2.05	20	
1,2-Dichlorobenzene	0.0220	0.00100	0.0232	0	94.7	75	125	1.80	20	
1,2-Dichloroethane	0.0239	0.00100	0.0232	0	103	68	132	3.58	20	
1,2-Dichloropropane	0.0216	0.00100	0.0232	0	93.1	75	125	0.600	20	
1,3-Dichlorobenzene	0.0216	0.00100	0.0232	0	93.3	75	124	1.10	20	
1,4-Dichlorobenzene	0.0216	0.00100	0.0232	0	93.1	74	123	2.24	20	

Qualifiers:

B	Analyte detected in the associated Method Blank	R	RPD outside accepted control limits
DF	Dilution Factor	RL	Reporting Limit
J	Analyte detected between MDL and RL	S	Spike Recovery outside control limits
MDL	Method Detection Limit	J	Analyte detected between SDL and RL
ND	Not Detected at the Method Detection Limit	N	Parameter not NELAC certified

CLIENT: Geo Strata Environmental Consultants
Work Order: 1104192
Project: Hillcrest CEI

ANALYTICAL QC SUMMARY REPORT

RunID: GCMS5_110428B

2-Butanone	0.0213	0.0150	0.0232	0	91.7	49	136	11.1	20	
2-Hexanone	0.0228	0.0150	0.0232	0	98.3	50	150	8.60	20	
4-Methyl-2-pentanone	0.0244	0.0150	0.0232	0	105	60	135	9.13	20	
Acetone	0.0264	0.0150	0.0232	0	114	40	135	4.13	20	
Benzene	0.0214	0.00100	0.0232	0	92.1	81	120	0.653	20	
Bromodichloromethane	0.0232	0.00100	0.0232	0	100	76	121	2.39	20	
Bromoform	0.0223	0.00100	0.0232	0	96.2	69	128	4.47	20	
Bromomethane	0.0219	0.00100	0.0232	0	94.2	53	141	12.2	20	
Carbon disulfide	0.0199	0.0150	0.0232	0	85.6	50	150	3.32	20	
Carbon tetrachloride	0.0228	0.00100	0.0232	0	98.3	66	138	3.19	20	
Chlorobenzene	0.0216	0.00100	0.0232	0	93.3	81	122	1.10	20	
Chloroethane	0.0256	0.00100	0.0232	0	110	58	133	0.701	20	
Chloroform	0.0228	0.00100	0.0232	0	98.4	69	128	2.38	20	
Chloromethane	0.0221	0.00100	0.0232	0	95.3	56	131	3.12	20	
cis-1,2-Dichloroethene	0.0213	0.00100	0.0232	0	91.8	72	126	1.90	20	
cis-1,3-Dichloropropene	0.0202	0.00100	0.0232	0	86.9	69	131	1.28	20	
Cyclohexane	0.0208	0.0150	0.0232	0	89.7	40	161	0.627	20	N
Dibromochloromethane	0.0214	0.00100	0.0232	0	92.5	66	133	2.35	20	
Dichlorodifluoromethane	0.0245	0.00100	0.0232	0	106	53	153	1.62	20	
Ethylbenzene	0.0217	0.00100	0.0232	0	93.7	80	120	0.092	20	
Isopropylbenzene	0.0208	0.00100	0.0232	0	89.6	75	127	0.528	20	
m,p-Xylene	0.0440	0.00200	0.0464	0	94.8	80	120	0.544	20	
Methyl Acetate	0.0192	0.0150	0.0232	0	82.7	50	150	9.20	20	
Methyl tert-butyl ether	0.0213	0.00100	0.0232	0	91.9	68	123	3.78	20	
Methylcyclohexane	0.0214	0.0150	0.0232	0	92.4	70	130	1.80	20	
Methylene chloride	0.0235	0.00250	0.0232	0	101	63	137	2.73	20	
o-Xylene	0.0214	0.00100	0.0232	0	92.4	80	120	0.327	20	
Styrene	0.000640	0.00100	0.0232	0	2.76	65	134	0	20	S
Tetrachloroethene	0.0218	0.00200	0.0232	0	94.2	66	128	1.72	20	
Toluene	0.0223	0.00200	0.0232	0	96.1	80	120	3.00	20	
trans-1,2-Dichloroethene	0.0201	0.00100	0.0232	0	86.6	63	137	0.349	20	
trans-1,3-Dichloropropene	0.0226	0.00100	0.0232	0	97.6	59	135	3.43	20	
Trichloroethene	0.0228	0.00200	0.0232	0	98.4	70	127	1.52	20	
Trichlorofluoromethane	0.0253	0.00100	0.0232	0	109	57	129	2.23	20	
Vinyl chloride	0.0233	0.00100	0.0232	0	100	50	134	0.907	20	
Surr: 1,2-Dichloroethane-d4	213		200.0		106	72	119	0	0	
Surr: 4-Bromofluorobenzene	193		200.0		96.7	76	119	0	0	
Surr: Dibromofluoromethane	204		200.0		102	85	115	0	0	
Surr: Toluene-d8	191		200.0		95.4	81	120	0	0	

Qualifiers:

B	Analyte detected in the associated Method Blank	R	RPD outside accepted control limits
DF	Dilution Factor	RL	Reporting Limit
J	Analyte detected between MDL and RL	S	Spike Recovery outside control limits
MDL	Method Detection Limit	J	Analyte detected between SDL and RL
ND	Not Detected at the Method Detection Limit	N	Parameter not NELAC certified

CLIENT: Geo Strata Environmental Consultants
Work Order: 1104192
Project: Hillcrest CEI

ANALYTICAL QC SUMMARY REPORT

RunID: GCMS5_110428B

Sample ID:	ICV-110428	Batch ID:	R54653	TestNo:	SW8260C	Units:	mg/L
SampType:	ICV	Run ID:	GCMS5_110428B	Analysis Date:	04/28/11 01:12 PM	Prep Date:	

Analyte	Result	RL	SPK value	Ref Val	%REC	LowLimit	HighLimit	%RPD	RPD Limit	Qual
1,1,1-Trichloroethane	0.0474	0.00100	0.0464	0	102	70	130			
1,1,2,2-Tetrachloroethane	0.0416	0.00100	0.0464	0	89.5	70	130			
1,1,2-Trichloroethane	0.0474	0.00100	0.0464	0	102	70	130			
1,1,2-Trichlorotrifluoroethane	0.0483	0.0150	0.0464	0	104	70	130			
1,1-Dichloroethane	0.0440	0.00100	0.0464	0	94.8	70	130			
1,1-Dichloroethene	0.0404	0.00100	0.0464	0	87.0	80	120			
1,2,4-Trichlorobenzene	0.0426	0.00500	0.0464	0	91.9	70	130			
1,2-Dibromo-3-chloropropane	0.0376	0.0100	0.0464	0	81.0	70	130			
1,2-Dibromoethane	0.0457	0.00100	0.0464	0	98.4	70	130			
1,2-Dichlorobenzene	0.0463	0.00100	0.0464	0	99.8	70	130			
1,2-Dichloroethane	0.0486	0.00100	0.0464	0	105	70	130			
1,2-Dichloropropane	0.0453	0.00100	0.0464	0	97.6	70	130			
1,3-Dichlorobenzene	0.0456	0.00100	0.0464	0	98.3	70	130			
1,4-Dichlorobenzene	0.0449	0.00100	0.0464	0	96.7	70	130			
2-Butanone	0.0397	0.0150	0.0464	0	85.5	70	130			
2-Hexanone	0.0374	0.0150	0.0464	0	80.5	70	130			
4-Methyl-2-pentanone	0.0432	0.0150	0.0464	0	93.0	70	130			
Acetone	0.0416	0.0150	0.0464	0	89.6	70	130			
Benzene	0.0447	0.00100	0.0464	0	96.3	70	130			
Bromodichloromethane	0.0490	0.00100	0.0464	0	106	70	130			
Bromoform	0.0463	0.00100	0.0464	0	99.8	70	130			
Bromomethane	0.0523	0.00100	0.0464	0	113	70	130			
Carbon disulfide	0.0428	0.0150	0.0464	0	92.3	70	130			
Carbon tetrachloride	0.0486	0.00100	0.0464	0	105	70	130			
Chlorobenzene	0.0448	0.00100	0.0464	0	96.6	70	130			
Chloroethane	0.0525	0.00100	0.0464	0	113	70	130			
Chloroform	0.0477	0.00100	0.0464	0	103	80	120			
Chloromethane	0.0465	0.00100	0.0464	0	100	70	130			
cis-1,2-Dichloroethene	0.0456	0.00100	0.0464	0	98.2	70	130			
cis-1,3-Dichloropropene	0.0486	0.00100	0.0464	0	105	70	130			
Cyclohexane	0.0444	0.0150	0.0464	0	95.7	70	130			N
Dibromochloromethane	0.0462	0.00100	0.0464	0	99.7	70	130			
Dichlorodifluoromethane	0.0502	0.00100	0.0464	0	108	70	130			
Ethylbenzene	0.0455	0.00100	0.0464	0	98.1	80	120			
Isopropylbenzene	0.0451	0.00100	0.0464	0	97.1	70	130			
m,p-Xylene	0.0921	0.00200	0.0928	0	99.3	70	130			
Methyl Acetate	0.0399	0.0150	0.0464	0	86.0	70	130			
Methyl tert-butyl ether	0.0433	0.00100	0.0464	0	93.3	70	130			
Methylcyclohexane	0.0452	0.0150	0.0464	0	97.3	70	130			
Methylene chloride	0.0484	0.00250	0.0464	0	104	70	130			
o-Xylene	0.0462	0.00100	0.0464	0	99.6	70	130			
Styrene	0.0464	0.00100	0.0464	0	100	70	130			
Tetrachloroethene	0.0462	0.00200	0.0464	0	99.7	70	130			
Toluene	0.0458	0.00200	0.0464	0	98.7	80	120			

Qualifiers:				
	B	Analyte detected in the associated Method Blank	R	RPD outside accepted control limits
	DF	Dilution Factor	RL	Reporting Limit
	J	Analyte detected between MDL and RL	S	Spike Recovery outside control limits
	MDL	Method Detection Limit	J	Analyte detected between SDL and RL
	ND	Not Detected at the Method Detection Limit	N	Parameter not NELAC certified

CLIENT: Geo Strata Environmental Consultants
Work Order: 1104192
Project: Hillcrest CEI

ANALYTICAL QC SUMMARY REPORT

RunID: GCMS5_110428B

trans-1,2-Dichloroethene	0.0432	0.00100	0.0464	0	93.0	70	130
trans-1,3-Dichloropropene	0.0502	0.00100	0.0464	0	108	70	130
Trichloroethene	0.0473	0.00200	0.0464	0	102	70	130
Trichlorofluoromethane	0.0524	0.00100	0.0464	0	113	70	130
Vinyl chloride	0.0495	0.00100	0.0464	0	107	80	120
Surr: 1,2-Dichloroethane-d4	214		200.0		107	72	119
Surr: 4-Bromofluorobenzene	193		200.0		96.5	76	119
Surr: Dibromofluoromethane	206		200.0		103	85	115
Surr: Toluene-d8	194		200.0		97.2	81	120

Qualifiers:				
	B	Analyte detected in the associated Method Blank	R	RPD outside accepted control limits
	DF	Dilution Factor	RL	Reporting Limit
	J	Analyte detected between MDL and RL	S	Spike Recovery outside control limits
	MDL	Method Detection Limit	J	Analyte detected between SDL and RL
	ND	Not Detected at the Method Detection Limit	N	Parameter not NELAC certified

CLIENT: Geo Strata Environmental Consultants
Work Order: 1104192
Project: Hillcrest CEI

MQL SUMMARY REPORT

TestNo: TX1005 Analyte	MDL mg/L	MQL mg/L
T/R Hydrocarbons: >C12-C28	0.700	2.00
T/R Hydrocarbons: >C28-C35	0.700	2.00
T/R Hydrocarbons: C6-C12	0.700	2.00
T/R Hydrocarbons: C6-C35	0.700	2.00

TestNo: SW8260C Analyte	MDL mg/L	MQL mg/L
1,1,1-Trichloroethane	0.000200	0.00100
1,1,2,2-Tetrachloroethane	0.000200	0.00100
1,1,2-Trichloroethane	0.000200	0.00100
1,1,2-Trichlorotrifluoroethane	0.00500	0.0150
1,1-Dichloroethane	0.000200	0.00100
1,1-Dichloroethene	0.000200	0.00100
1,2,4-Trichlorobenzene	0.00150	0.00500
1,2-Dibromo-3-chloropropane	0.00300	0.0100
1,2-Dibromoethane	0.000200	0.00100
1,2-Dichlorobenzene	0.000300	0.00100
1,2-Dichloroethane	0.000300	0.00100
1,2-Dichloropropane	0.000200	0.00100
1,3-Dichlorobenzene	0.000300	0.00100
1,4-Dichlorobenzene	0.000300	0.00100
2-Butanone	0.00500	0.0150
2-Hexanone	0.00500	0.0150
4-Methyl-2-pentanone	0.00500	0.0150
Acetone	0.00500	0.0150
Benzene	0.000200	0.00100
Bromodichloromethane	0.000200	0.00100
Bromoform	0.000200	0.00100
Bromomethane	0.000300	0.00100
Carbon disulfide	0.00500	0.0150
Carbon tetrachloride	0.000200	0.00100
Chlorobenzene	0.000200	0.00100
Chloroethane	0.000300	0.00100
Chloroform	0.000300	0.00100
Chloromethane	0.000300	0.00100
cis-1,2-Dichloroethene	0.000200	0.00100
cis-1,3-Dichloropropene	0.000200	0.00100
Cyclohexane	0.00500	0.0150
Dibromochloromethane	0.000200	0.00100
Dichlorodifluoromethane	0.000200	0.00100
Ethylbenzene	0.000300	0.00100
Isopropylbenzene	0.000200	0.00100
m,p-Xylene	0.000600	0.00200
Methyl Acetate	0.00500	0.0150
Methyl tert-butyl ether	0.000300	0.00100
Methylcyclohexane	0.00500	0.0150
Methylene chloride	0.00250	0.00250
o-Xylene	0.000300	0.00100
Styrene	0.000200	0.00100
Tetrachloroethene	0.000600	0.00200
Toluene	0.000600	0.00200
trans-1,2-Dichloroethene	0.000200	0.00100
trans-1,3-Dichloropropene	0.000200	0.00100
Trichloroethene	0.000600	0.00200
Trichlorofluoromethane	0.000200	0.00100
Vinyl chloride	0.000100	0.00100

Qualifiers:
MQL - Method Quantitation Limit as defined by TRRP
MDL - Method Detection Limit as defined by TRRP

May 06, 2011

Cheri Krieg
Geo Strata Environmental Consultants
4718 College Park
San Antonio, TX 78249

Order No: 1104205

TEL: (210) 492-2558
FAX: (210) 492-8935

RE: Hillcrest CEI

Dear Cheri Krieg:

DHL Analytical received 6 sample(s) on 4/29/2011 for the analyses presented in the following report.

There were no problems with the analyses and all data met requirements of NELAC except where noted in the Case Narrative. All non-NELAC methods will be identified accordingly in the case narrative and all estimated uncertainties of test results are within method or EPA specifications.

If you have any questions regarding these tests results, please feel free to call. Thank you for using DHL Analytical.

Sincerely,

John DuPont
General Manager

This report was performed under the accreditation of the State of Texas Laboratory Certification Number: T104704211-11-6

Table of Contents

Miscellaneous Documents 3

Case Narrative 14

Sample Summary 15

Prep Dates Report 16

Analytical Dates Report 17

Sample Results 18

Analytical QC Summary Report 30

MQL Summary Report 41

DHL ANALYTICAL

2300 Double Creek Dr. ■ Round Rock, TX 78664
Phone (512) 388-8222 ■ FAX (512) 388-8229
Web: www.dhlanalytical.com
COC# 2052 E-Mail: login@dhlanalytical.com

№ 50187

CHAIN-OF-CUSTODY

CLIENT: GEO STRATA
ADDRESS: 4718 COLLEGE PARK
PHONE: (210) 492-7282 FAX/E-MAIL: (210) 492-8935
DATA REPORTED TO: CHERI KRIEG
ADDITIONAL REPORT COPIES TO:

DATE: 4/28/11 PAGE 1 OF 1
PO #: 3392851K DHL WORK ORDER #: 110425
PROJECT LOCATION OR NAME: HILLCREST COMMUNITY ENVIRON. INVESTIGATION
CLENT PROJECT #: 760-SL(1) COLLECTOR: R. Bredondo

Authorize 5% surcharge for TRRP Report? ☐ Yes ☐ No

S=SOIL P=PAINT W=WATER SL=SLUDGE A=AIR O=OTHER L=LIQUID SO=SOLID

PRESERVATION: HCl, HNO_3, H_2SO_4 ☐ NaOH ☐, ICE, UNPRESERVED

ANALYSES: BTEX ☐ MTBE ☐ (METHOD 8021) / TPH 1005 ☐ TPH 1006 ☐ GRO (METHOD 8015) ☐ DRO (METHOD 8015) ☐ HOLD 1006 ☐ / VOC 8260/5035 ☐ VOC 624 ☐ VOC 8260/5035 ☐ HOLD PAH ☐ SVOC 625 ☐ / SVOC 8270 ☐ PAH 8270 ☐ HOLD PAH ☐ SVOC 625 ☐ / 8081 PEST ☐ 608 PEST/PCB ☐ 8082 PCB ☐ 8270 PEST ☐ / 8270 O-P PEST ☐ 8330 EXPL ☐ PERCHLORATE ☐ / 8321 HERB ☐ METALS 200.8 ☐ DISS. METALS ☐ / METALS 6020 ☐ METALS 200.8 ☐ / RCRA ☐ TX11 ☐ / PH ☐ HEX CHROM ☐ ALKALINITY ☐ / CHLORIDE ☐ ANIONS ☐ / TCLP-SVOC ☐ VOC ☐ PEST ☐ HERB ☐ / TCLP-METALS ☐ RCRA 8 ☐ TX-11 ☐ Pb ☐ / RCI ☐ TOX ☐ FLASHPOINT ☐ / TDS ☐ TSS ☐ % MOISTURE ☐ CYANIDE ☐

Field Sample I.D.	DHL Lab #	Date	Time	Matrix	Container Type	# of Containers	HCl	HNO_3	H_2SO_4 ☐ NaOH ☐	ICE	UNPRESERVED	BTEX ☐ MTBE ☐ (METHOD 8021)	TPH 1005 ☐ TPH 1006 ☐	GRO (METHOD 8015) ☐ DRO (METHOD 8015) ☐	VOC 8260/5035 ☐ VOC 624 ☐	SVOC 8270 ☐ PAH 8270 ☐	8081 PEST ☐ 608 PEST/PCB ☐	8270 O-P PEST ☐	8321 HERB ☐	METALS 6020 ☐	RCRA ☐ TX11 ☐	PH ☐ HEX CHROM ☐	CHLORIDE ☐	TCLP-SVOC ☐	TCLP-METALS ☐	RCI ☐	TDS ☐	FIELD NOTES
GW-TB-01	01	4/28/11		W	GLASS	2	✓			✓					✓													
GW-FB-03	02	4/28/11	1140	W	GLASS	3	✓			✓					✓													
GW-EB-04	03	4/28/11	0915	W	GLASS	6	✓			✓			✓		✓													
GW-07	04	4/28/11	1240	W	GLASS	6	✓			✓			✓		✓													
GW-08	05	4/28/11	1000	W	GLASS	6	✓			✓			✓		✓													
WASTE	06	4/28/11	1440	W	GLASS	6	✓			✓			✓		✓													
Temp BLANK																												
TOTAL																												

RELINQUISHED BY: (Signature) DATE/TIME 4/28/11 1630 RECEIVED BY: (Signature) Fed ex
RELINQUISHED BY: (Signature) Fed ex DATE/TIME 4/29/11 845 RECEIVED BY: (Signature)
RELINQUISHED BY: (Signature) DATE/TIME RECEIVED BY: (Signature)

☐ DHL DISPOSAL @ $5.00 each ☐ Return

TURN AROUND TIME
RUSH ☐ CALL FIRST
1 DAY ☐ CALL FIRST
2 DAY ☐
NORMAL ☑
OTHER ☐

LABORATORY USE ONLY:
RECEIVING TEMP: 23° THERM #: 57
CUSTODY SEALS: ☐ BROKEN ☑ INTACT ☐ NOT USED
CARRIER BILL #: Fed ex
☐ APC DELIVERY
☐ HAND DELIVERED

FedEx Express US Airbill

FedEx Tracking Number 8746 1974 0994

0200 Recipient's Copy

1 From

Date 4/28/11 [redacted]

Sender's Name Rudy Arredondo Phone 210 412 7282

Company 4118 College Park

Address Geostrata

Dept./Floor/Suite/Room

City San Antonio State TX ZIP 78249

2 Your Internal Billing Reference 760-SL11

3 To

Recipient's Name LAB Phone 512 388 8222

Company DHL Analytical

Address 2300 Double Creek Dr.

Dept./Floor/Suite/Room

We cannot deliver to P.O. boxes or P.O. ZIP codes.

Address

Use this line for the HOLD location address or for continuation of your shipping address.

City Roundrock State TX ZIP 78664

HOLD Weekday FedEx location address REQUIRED. NOT available for FedEx First Overnight.

HOLD Saturday FedEx location address REQUIRED. Available ONLY for FedEx Priority Overnight and FedEx 2Day to select locations.

8746 1974 0994

4a Express Package Service * To most locations. Packages up to 150 lbs.

- FedEx Priority Overnight — Next business morning.* Friday shipments will be delivered on Monday unless SATURDAY Delivery is selected.
- FedEx Standard Overnight — Next business afternoon.* Saturday Delivery NOT available.
- [x] FedEx First Overnight — Earliest next business morning delivery to select locations.*
- FedEx 2Day — Second business day.* Thursday shipments will be delivered on Monday unless SATURDAY Delivery is selected.
- FedEx Express Saver — Third business day.* Saturday Delivery NOT available.

4b Express Freight Service * To most locations. Packages over 150 lbs.

- FedEx 1Day Freight — Next business day.** Friday shipments will be delivered on Monday unless SATURDAY Delivery is selected. FedEx 1Day Freight tracking No.
- [x] FedEx 2Day Freight — Second business day.** Thursday shipments will be delivered on Monday unless SATURDAY Delivery is selected.
- FedEx 3Day Freight — Third business day.** Saturday Delivery NOT available.

5 Packaging * Declared value limit $500.

- FedEx Envelope*
- [x] FedEx Pak* Includes FedEx Small Pak and FedEx Large Pak.
- FedEx Box
- FedEx Tube
- [x] Other

6 Special Handling and Delivery Signature Options

- [x] SATURDAY Delivery NOT available for FedEx Standard Overnight, FedEx Express Saver, or FedEx 3Day Freight.
- No Signature Required — Package may be left without obtaining a signature for delivery.
- Direct Signature — Someone at recipient's address may sign for delivery. Fee applies.
- [x] Indirect Signature — If no one is available at recipient's address, someone at a neighboring address may sign for delivery. For residential deliveries only. Fee applies.

Does this shipment contain dangerous goods?

One box must be checked.

- [x] No
- Yes As per attached Shipper's Declaration.
- Yes Shipper's Declaration not required.
- Dry Ice — Dry Ice, 9, UN 1845 ____ kg
- Cargo Aircraft Only

Dangerous goods (including dry ice) cannot be shipped in FedEx packaging or placed in a FedEx Express Drop Box.

7 Payment Bill to:

- Sender — Acct. No. in Section 1 will be billed.
- Recipient
- Third Party
- Credit Card
- Cash/Check

Enter FedEx Acct. No. or Credit Card No. below. Obtain rec'd. Acct. No.

Total Packages ____ Total Weight ____ lbs. Total Declared Value† $ ____ .00 Credit Card Auth.

†Our liability is limited to $100 unless you declare a higher value. See the current FedEx Service Guide for details.

606

Rev. Date 2/10 • Part #158261 • ©1994-2010 FedEx • PRINTED IN U.S.A. SRV

fedex.com 1.800.GoFedEx 1.800.463.3339

CUSTODY SEAL
DATE 4/28/11
SIGNATURE [signature]

QEC
Quality Environmental Containers
800-255-3950 • 304-255-3900

DHL Analytical

Sample Receipt Checklist

Client Name **Geo Strata Environmental Consultants** Date Received: **4/29/2011**

Work Order Number **1104205** Received by **JB**

Checklist completed by: JB 4/29/11 (Signature / Date) Reviewed by SS 4.29.11 (Initials / Date)

Carrier name: FedEx 1day

Shipping container/cooler in good condition?	Yes ☑	No ☐	Not Present ☐
Custody seals intact on shippping container/cooler?	Yes ☑	No ☐	Not Present ☐
Custody seals intact on sample bottles?	Yes ☐	No ☐	Not Present ☑
Chain of custody present?	Yes ☑	No ☐	
Chain of custody signed when relinquished and received?	Yes ☑	No ☐	
Chain of custody agrees with sample labels?	Yes ☑	No ☐	
Samples in proper container/bottle?	Yes ☑	No ☐	
Sample containers intact?	Yes ☑	No ☐	
Sufficient sample volume for indicated test?	Yes ☑	No ☐	
All samples received within holding time?	Yes ☑	No ☐	
Container/Temp Blank temperature in compliance?	Yes ☑	No ☐	2.3 °C
Water - VOA vials have zero headspace?	Yes ☑	No ☐	No VOA vials submitted ☐
Water - pH acceptable upon receipt?	Yes ☐	No ☐	Not Applicable ☑

Adjusted? _____ Checked by _____

Any No response must be detailed in the comments section below.

Client contacted _____ Date contacted: _____ Person contacted _____

Contacted by: _____ Regarding: _____

Comments: _____

Corrective Action _____

Page 1 of 1

Laboratory Data Package Signature Page – RG-366/TRRP-13
Revised May 2010

This data package consists of:

This signature page, the laboratory review checklist, and the following reportable data:

- R1 Field chain-of-custody documentation;
- R2 Sample identification cross-reference;
- R3 Test reports (analytical data sheets) for each environmental sample that includes:
  - a) Items consistent with NELAC Chapter 5,
  - b) dilution factors,
  - c) preparation methods,
  - d) cleanup methods, and
  - e) if required for the project, tentatively identified compounds (TICs).
- R4 Surrogate recovery data including:
  - a) Calculated recovery (%R), and
  - b) The laboratory's surrogate QC limits.
- R5 Test reports/summary forms for blank samples;
- R6 Test reports/summary forms for laboratory control samples (LCSs) including:
  - a) LCS spiking amounts,
  - b) Calculated %R for each analyte, and
  - c) The laboratory's LCS QC limits.
- R7 Test reports for project matrix spike/matrix spike duplicates (MS/MSDs) including:
  - a) Samples associated with the MS/MSD clearly identified,
  - b) MS/MSD spiking amounts,
  - c) Concentration of each MS/MSD analyte measured in the parent and spiked samples,
  - d) Calculated %Rs and relative percent differences (RPDs), and
  - e) The laboratory's MS/MSD QC limits
- R8 Laboratory analytical duplicate (if applicable) recovery and precision:
  - a) The amount of analyte measured in the duplicate,
  - b) The calculated RPD, and
  - c) The laboratory's QC limits for analytical duplicates.
- R9 List of method quantitation limits (MQLs) and detectability check sample results (DCS results can be found with the Miscellaneous Documents) for each analyte for each method and matrix;
- R10 Other problems or anomalies.

The Exception Report for every "No" or "Not Reviewed (NR)" item in Laboratory Review checklist and for each analyte, matrix, and method for which the laboratory does not hold NELAC accreditation under the Texas Laboratory Accreditation Program.

Release Statement: I am responsible for the release of this laboratory data package. This laboratory is NELAC accredited under the Texas Laboratory Accreditation Program for all the methods, analytes, and matrices reported in this data package except as noted in the Exception Reports. The data have been reviewed and are technically compliant with the requirements of the methods used, except where noted by the laboratory in the Exception Reports. By my signature below, I affirm to the best of my knowledge that all problems/anomalies observed by the laboratory have been identified in the Laboratory Review Checklist, and no information or data affecting the quality of the data has been knowingly withheld.

This laboratory was last inspected by TCEQ on April 6-8, 2009. Any findings affecting the data in this laboratory data package are noted in the Exception Reports herein. The official signing the cover page of the report in which these data are used is responsible for releasing this data package and is by signature affirming the above release statement is true.

John DuPont – General Manager
Scott Schroeder – Technical Director

Signature

05/06/11
Date

DHL Analytical, Inc.

Laboratory Review Checklist: Reportable Data

Project Name: Hillcrest CEI	Date: 5/6/11
Reviewer Name: Carlos Castro	Laboratory Work Order: 1104205
Prep Batch Number(s): See Prep Dates Report	Run Batch: See Analytical Dates Report

#[1]	A[2]	Description	Yes	No	NA[3]	NR[4]	ER#[5]
		Chain-of-Custody (C-O-C)					
R1	OI	1) Did samples meet the laboratory's standard conditions of sample acceptability upon receipt?	X				R1-01
		2) Were all departures from standard conditions described in an exception report?			X		
R2	OI	**Sample and Quality Control (QC) Identification**					
		1) Are all field sample ID numbers cross-referenced to the laboratory ID numbers?	X				
		2) Are all laboratory ID numbers cross-referenced to the corresponding QC data?	X				
R3	OI	**Test Reports**					
		1) Were all samples prepared and analyzed within holding times?	X				
		2) Other than those results < MQL, were all other raw values bracketed by calibration standards?	X				
		3) Were calculations checked by a peer or supervisor?	X				
		4) Were all analyte identifications checked by a peer or supervisor?	X				
		5) Were sample detection limits reported for all analytes not detected?	X				
		6) Were all results for soil and sediment samples reported on a dry weight basis?			X		
		7) Were % moisture (or solids) reported for all soil and sediment samples?			X		
		8) Were bulk soils/solids samples for volatile analysis extracted with methanol per EPA Method 5035?			X		
		9) If required for the project, TICs reported?			X		
R4	O	**Surrogate Recovery Data**					
		1) Were surrogates added prior to extraction?	X				
		2) Were surrogate percent recoveries in all samples within the laboratory QC limits?	X				
R5	OI	**Test Reports/Summary Forms for Blank Samples**					
		1) Were appropriate type(s) of blanks analyzed?	X				
		2) Were blanks analyzed at the appropriate frequency?	X				
		3) Where method blanks taken through the entire analytical process, including preparation and, if applicable, cleanup procedures?	X				
		4) Were blank concentrations < MQL?	X				
R6	OI	**Laboratory Control Samples (LCS):**					
		1) Were all COCs included in the LCS?	X				
		2) Was each LCS taken through the entire analytical procedure, including prep and cleanup steps?	X				
		3) Were LCSs analyzed at the required frequency?	X				
		4) Were LCS (and LCSD, if applicable) %Rs within the laboratory QC limits?	X				
		5) Does the detectability data document the laboratory's capability to detect the COCs at the MDL used to calculate the SDLs?	X				
		6) Was the LCSD RPD within QC limits (if applicable)?	X				
R7	OI	**Matrix Spike (MS) and Matrix Spike Duplicate (MSD) Data**					
		1) Were the project/method specified analytes included in the MS and MSD?	X				R7-01
		2) Were MS/MSD analyzed at the appropriate frequency?	X				
		3) Were MS (and MSD, if applicable) %Rs within the laboratory QC limits?		X			R7-03
		4) Were MS/MSD RPDs within laboratory QC limits?		X			R7-04
R8	OI	**Analytical Duplicate Data**					
		1) Were appropriate analytical duplicates analyzed for each matrix?			X		
		2) Were analytical duplicates analyzed at the appropriate frequency?			X		
		3) Were RPDs or relative standard deviations within the laboratory QC limits?			X		
R9	OI	**Method Quantitation Limits (MQLs):**					
		1) Are the MQLs for each method analyte included in the laboratory data package?	X				
		2) Do the MQLs correspond to the concentration of the lowest non-zero calibration standard?	X				
		3) Are unadjusted MQLs and DCSs included in the laboratory data package?	X				
R10	OI	**Other Problems/Anomalies**					
		1) Are all known problems/anomalies/special conditions noted in this LRC and ER?	X				
		2) Was applicable and available technology used to lower the SDL to minimize the matrix interference affects on the sample results?	X				
		3) Is the laboratory NELAC-accredited under the Texas Laboratory Accreditation Program for the analytes, matrices and methods associated with this laboratory data package?	X				

1 Items identified by the letter "R" should be included in the laboratory data package submitted to the TCEQ in the TRRP-required report(s). Items identified by the letter "S" should be retained and made available upon request for the appropriate retention period.
2 O = organic analyses; I = inorganic analyses (and general chemistry, when applicable).
3 NA = Not applicable.
4 NR = Not Reviewed.
5 ER# = Exception Report identification number (an Exception Report should be completed for an item if "NR" or "No" is checked).

DHL Analytical, Inc.

Laboratory Review Checklist (continued): Supporting Data

Project Name: Hillcrest CEI	Date: 5/6/11
Reviewer Name: Carlos Castro	Laboratory Work Order: 1104205

#[1]	A[2]	Description	Yes	No	NA[3]	NR[4]	ER#[5]
S1	OI	**Initial Calibration (ICAL)**					
		1) Were response factors and/or relative response factors for each analyte within QC limits?	X				
		2) Were percent RSDs or correlation coefficient criteria met?	X				
		3) Was the number of standards recommended in the method used for all analytes?	X				
		4) Were all points generated between the lowest and highest standard used to calculate the curve?	X				
		5) Are ICAL data available for all instruments used?	X				
		6) Has the initial calibration curve been verified using an appropriate second source standard?	X				
S2	OI	**Initial and Continuing calibration Verification (ICCV and CCV) and Continuing Calibration blank (CCB):**					
		1) Was the CCV analyzed at the method-required frequency?	X				
		2) Were percent differences for each analyte within the method-required QC limits?	X				
		3) Was the ICAL curve verified for each analyte?	X				
		4) Was the absolute value of the analyte concentration in the inorganic CCB < MDL?	X				
S3	O	**Mass Spectral Tuning:**					
		1) Was the appropriate compound for the method used for tuning?	X				
		2) Were ion abundance data within the method-required QC limits?	X				
S4	O	**Internal Standards (IS):**					
		1) Were IS area counts and retention times within the method-required QC limits?	X				
S5	OI	**Raw Data (NELAC Section 5.5.10)**					
		1) Were the raw data (for example, chromatograms, spectral data) reviewed by an analyst?	X				
		2) Were data associated with manual integrations flagged on the raw data?	X				
S6	O	**Dual Column Confirmation**					
		1) Did dual column confirmation results meet the method-required QC?			X		
S7	O	**Tentatively Identified Compounds (TICs):**					
		1) If TICs were requested, were the mass spectra and TIC data subject to appropriate checks?			X		
S8	I	**Interference Check Sample (ICS) Results:**					
		1) Were percent recoveries within method QC limits?			X		
S9	I	**Serial Dilutions, Post Digestion Spikes, and Method of Standard Additions**					
		1) Were percent differences, recoveries, and the linearity within the QC limits specified in the method?			X		
S10	OI	**Method Detection Limit (MDL) Studies**					
		1) Was a MDL study performed for each reported analyte?	X				
		2) Is the MDL either adjusted or supported by the analysis of DCSs?	X				
S11	OI	**Proficiency Test Reports:**					
		1) Was the lab's performance acceptable on the applicable proficiency tests or evaluation studies?	X				
S12	OI	**Standards Documentation**					
		1) Are all standards used in the analyses NIST-traceable or obtained from other appropriate sources?	X				
S13	OI	**Compound/Analyte Identification Procedures**					
		1) Are the procedures for compound/analyte identification documented?	X				
S14	OI	**Demonstration of Analyst Competency (DOC)**					
		1) Was DOC conducted consistent with NELAC Chapter 5 – Appendix C?	X				
		2) Is documentation of the analyst's competency up-to-date and on file?	X				
S15	OI	**Verification/Validation Documentation for Methods** (NELAC Chapter 5)					
		1) Are all the methods used to generate the data documented, verified, and validated, where applicable?	X				
S16	OI	**Laboratory Standard Operating Procedures (SOPs):**					
		1) Are laboratory SOPs current and on file for each method performed?	X				

1 Items identified by the letter "R" should be included in the laboratory data package submitted to the TCEQ in the TRRP-required report(s). Items identified by the letter "S" should be retained and made available upon request for the appropriate retention period.
2 O = organic analyses; I = inorganic analyses (and general chemistry, when applicable).
3 NA = Not applicable.
4 NR = Not Reviewed.
5 ER# = Exception Report identification number (an Exception Report should be completed for an item if "NR" or "No" is checked).

DCS REPORTING

RunID:	GC12_110302B	Prep Date:	3/2/2011
SampID:	DCS-45272	Anaysis Date:	3/2/2011
TestNo:	TX1005	Units:	mg/L
BatchID:	45272		

Analyte	Result	RL	SPK Val	%REC	Low Limit	High Limit	Flag
T/R Hydrocarbons: C6-C35	1.06	2	1	106	50	200	

DCS REPORTING

RunID:	GCMS5_110408A	Prep Date:	4/11/2011
SampID:	DCS-45859	Anaysis Date:	4/11/2011
TestNo:	SW8260C	Units:	µg/L
BatchID:	45859		

Analyte	Result	RL	SPK Val	%REC	Low Limit	High Limit	Flag
1,1,1-Trichloroethane	0.230	1	0.232	99.1	60	140	
1,2,4-Trimethylbenzene	0.130	5	0.232	56.0	20	180	
1,3,5-Trimethylbenzene	0.150	5	0.232	64.7	20	180	
1,3-Dichlorobenzene	0.220	1	0.232	94.8	50	150	
2-Chlorotoluene	0.200	1	0.232	86.2	50	150	
4-Chlorotoluene	0.190	1	0.232	81.9	20	180	
Benzene	0.260	1	0.232	112	50	150	
Bromobenzene	0.180	1	0.232	77.6	50	150	
Bromodichloromethane	0.230	1	0.232	99.1	50	150	
Carbon tetrachloride	0.220	1	0.232	94.8	50	150	
Chloroform	0.280	1	0.232	121	50	150	
Dibromochloromethane	0.320	1	0.232	138	40	160	
Ethylbenzene	0.200	1	0.232	86.2	60	140	
n-Propylbenzene	0.210	1	0.232	90.5	40	160	
tert-Butylbenzene	0.160	1	0.232	69.0	20	180	
Toluene	0.260	2	0.232	112	40	160	
trans-1,2-Dichloroethene	0.210	1	0.232	90.5	50	150	
Trichloroethene	0.190	2	0.232	81.9	50	150	
Trichlorofluoromethane	0.210	1	0.232	90.5	50	150	

DCS REPORTING

RunID:	GCMS5_110408A	Prep Date:	4/11/2011
SampID:	DCS2-45859	Anaysis Date:	4/11/2011
TestNo:	SW8260C	Units:	µg/L
BatchID:	45859		

Analyte	Result	RL	SPK Val	%REC	Low Limit	High Limit	Flag
1,1,1,2-Tetrachloroethane	0.360	1	0.464	77.6	50	150	
1,1,2,2-Tetrachloroethane	0.360	1	0.464	77.6	50	150	
1,1,2-Trichloroethane	0.340	1	0.464	73.3	40	160	
1,1-Dichloroethane	0.460	1	0.464	99.1	50	150	
1,1-Dichloroethene	0.440	1	0.464	94.8	50	150	
1,1-Dichloropropene	0.420	1	0.464	90.5	30	170	
1,2-Dibromoethane	0.270	1	0.464	58.2	40	160	
1,2-Dichlorobenzene	0.400	1	0.464	86.2	50	150	
1,2-Dichloropropane	0.370	1	0.464	79.7	40	160	
Bromochloromethane	0.150	1	0.464	32.3	30	170	
Bromomethane	0.440	1	0.464	94.8	20	200	
cis-1,2-Dichloroethene	0.380	1	0.464	81.9	50	150	
cis-1,3-Dichloropropene	0.310	1	0.464	66.8	40	160	
Dichlorodifluoromethane	0.320	1	0.464	69.0	50	150	
Ethyl tert-butyl ether (ETBE)	0.310	2	0.464	66.8	20	200	
Isopropyl ether (DIPE)	0.340	2	0.464	73.3	20	200	
Methylene chloride	0.640	2.5	0.464	138	20	200	
p-Isopropyltoluene	0.300	1	0.464	64.7	20	180	
sec-Butylbenzene	0.310	1	0.464	66.8	30	170	
Styrene	0.230	1	0.464	49.6	20	200	
Tert-amyl methyl ether (TAME)	0.360	2	0.464	77.6	20	200	
Tetrachloroethene	0.390	2	0.464	84.1	50	150	
Vinyl chloride	0.340	1	0.464	73.3	50	150	

DCS REPORTING

RunID:	GCMS5_110408A	Prep Date:	4/11/2011
SampID:	DCS3-45859	Anaysis Date:	4/11/2011
TestNo:	SW8260C	Units:	µg/L
BatchID:	45859		

Analyte	Result	RL	SPK Val	%REC	Low Limit	High Limit	Flag
1,2,3-Trichloropropane	0.540	1	0.928	58.2	20	180	
1,2-Dichloroethane	1.07	1	0.928	115	50	150	
1,3-Dichloropropane	0.780	1	0.928	84.1	50	150	
1,4-Dichlorobenzene	1.03	1	0.928	111	50	150	
2,2-Dichloropropane	1.05	1	0.928	113	40	160	
Bromoform	0.770	1	0.928	83.0	30	170	
Chlorobenzene	1.05	1	0.928	113	50	150	
Chloroethane	0.930	1	0.928	100	20	180	
Chloromethane	0.920	1	0.928	99.1	40	180	
Dibromomethane	1.05	1	0.928	113	50	150	
Hexachlorobutadiene	1.02	3	0.928	110	20	200	
Isopropylbenzene	1.05	1	0.928	113	30	170	
m,p-Xylene	1.53	2	1.856	82.4	40	160	
Methyl tert-butyl ether	1.07	1	0.928	115	50	150	
n-Butylbenzene	1.18	1	0.928	127	20	180	
o-Xylene	0.650	1	0.928	70.0	30	170	
trans-1,3-Dichloropropene	1.29	1	0.928	139	40	160	

DCS REPORTING

RunID:	GCMS5_110408A	Prep Date:	4/11/2011
SampID:	DCS4-45859	Anaysis Date:	4/11/2011
TestNo:	SW8260C	Units:	µg/L
BatchID:	45859		

Analyte	Result	RL	SPK Val	%REC	Low Limit	High Limit	Flag
1,1,2-Trichlorotrifluoroethane	4.45	15	4.64	95.9	40	160	
1,2,3-Trichlorobenzene	4.78	5	4.64	103	20	180	
1,2,4-Trichlorobenzene	4.60	5	4.64	99.1	20	180	
1,2-Dibromo-3-chloropropane	5.18	10	4.64	112	20	180	
1,4-Dichloro-2-butene	4.25	2	4.64	91.6	20	180	
1-Chlorohexane	4.55	5	4.64	98.1	20	180	
2-Butanone	2.81	15	4.64	60.6	40	160	
2-Chloroethylvinylether	2.76	15	4.64	59.5	20	180	
2-Hexanone	4.64	15	4.64	100	20	180	
4-Methyl-2-pentanone	3.22	15	4.64	69.4	50	150	
Acetone	8.09	15	4.64	174	20	200	
Acrolein	5.94	15	11.6	51.2	20	200	
Acrylonitrile	8.20	3	9.28	88.4	30	170	
Carbon disulfide	4.25	15	4.64	91.6	20	200	
Cyclohexane	3.92	15	4.64	84.5	20	180	
Iodomethane	4.08	15	4.64	87.9	20	200	
Methyl Acetate	3.88	15	4.64	83.6	30	180	
Methylcyclohexane	4.14	15	4.64	89.2	20	200	
Naphthalene	4.76	15	4.64	103	20	200	
Tert-butanol (TBA)	18.5	20	23.2	79.7	20	200	
Vinyl acetate	7.47	10	11.6	64.4	20	200	

CLIENT:	Geo Strata Environmental Consultants	CASE NARRATIVE
Project:	Hillcrest CEI	
Lab Order:	1104205	

Samples were analyzed using the methods outlined in the following references:

Method TX1005 - Total Petroleum Hydrocarbons
Method SW8260B - Volatile Organics (The compound Cyclohexane is not NELAC Certified)

Exception Report R1-01

Samples were received and log-in performed on 4/29/11. A total of 6 samples were received. The samples arrived in good condition and were properly packaged.

Exception Report R7-01

For Volatiles analysis the reference sample designated for the MS/MSD was from this project, and from this work order.

For TPH analysis the reference sample designated for the MS/MSD was not from this project, and not from this work order.

Exception Report R7-03 & R7-04

For Volatiles analysis performed on 4/29/11 the matrix spike and matrix spike duplicate recoveries were below control limits for Styrene. In addition, the matrix spike and matrix spike duplicate had the RPD above control limits for Styrene. These are flagged accordingly in the QC summary report. The sample selected for the matrix spike and matrix spike duplicate was from this work order. The LCS was within control limits for this compound. No further corrective actions were taken.

DHL Analytical

Date: 05/06/11

CLIENT: Geo Strata Environmental Consultants
Project: Hillcrest CEI
Lab Order: 1104205

Work Order Sample Summary

Lab Smp ID	Client Sample ID	Tag Number	Date Collected	Date Recv'd
1104205-01	GW-TB-01		04/28/11	04/29/11
1104205-02	GW-FB-03		04/28/11 11:40 AM	04/29/11
1104205-03	GW-EB-04		04/28/11 09:15 AM	04/29/11
1104205-04	GW-07		04/28/11 12:40 PM	04/29/11
1104205-05	GW-08		04/28/11 10:00 AM	04/29/11
1104205-06	WASTE		04/28/11 02:40 PM	04/29/11

CLIENT: Geo Strata Environmental Consultants
Project: Hillcrest CEI
Lab Order: 1104205

PREP DATES REPORT

Sample ID	Client Sample ID	Collection Date	Matrix	Test Number	Test Name	Prep Date	Batch ID
1104205-01A	GW-TB-01	04/28/11	Trip Blank	SW5030C	Purge and Trap Water GC/MS	04/29/11 01:50 PM	46120
1104205-02A	GW-FB-03	04/28/11 11:40 AM	Field Blank	SW5030C	Purge and Trap Water GC/MS	04/29/11 01:50 PM	46120
1104205-03A	GW-EB-04	04/28/11 09:15 AM	Equip Blank	SW5030C	Purge and Trap Water GC/MS	04/29/11 01:50 PM	46120
1104205-03B	GW-EB-04	04/28/11 09:15 AM	Equip Blank	TX1005	TX1005 Water Prep	04/29/11 11:59 AM	46117
1104205-04A	GW-07	04/28/11 12:40 PM	Aqueous	SW5030C	Purge and Trap Water GC/MS	04/29/11 01:50 PM	46120
1104205-04B	GW-07	04/28/11 12:40 PM	Aqueous	TX1005	TX1005 Water Prep	04/29/11 11:59 AM	46117
1104205-05A	GW-08	04/28/11 10:00 AM	Aqueous	SW5030C	Purge and Trap Water GC/MS	04/29/11 01:50 PM	46120
1104205-05B	GW-08	04/28/11 10:00 AM	Aqueous	TX1005	TX1005 Water Prep	04/29/11 11:59 AM	46117
1104205-06A	WASTE	04/28/11 02:40 PM	Aqueous	SW5030C	Purge and Trap Water GC/MS	04/29/11 01:50 PM	46120
	WASTE	04/28/11 02:40 PM	Aqueous	SW5030C	Purge and Trap Water GC/MS	04/29/11 01:50 PM	46120
1104205-06B	WASTE	04/28/11 02:40 PM	Aqueous	TX1005	TX1005 Water Prep	04/29/11 11:59 AM	46117

CLIENT: Geo Strata Environmental Consultants
Project: Hillcrest CEI
Lab Order: 1104205

ANALYTICAL DATES REPORT

Sample ID	Client Sample ID	Matrix	Test Number	Test Name	Batch ID	Dilution	Analysis Date	Run ID
1104205-01A	GW-TB-01	Trip Blank	SW8260C	8260 Water Volatiles by GC/MS	46120	1	04/29/11 04:26 PM	GCMS5_110429A
1104205-02A	GW-FB-03	Field Blank	SW8260C	8260 Water Volatiles by GC/MS	46120	1	04/29/11 04:51 PM	GCMS5_110429A
1104205-03A	GW-EB-04	Equip Blank	SW8260C	8260 Water Volatiles by GC/MS	46120	1	04/29/11 05:15 PM	GCMS5_110429A
1104205-03B	GW-EB-04	Equip Blank	TX1005	Tx1005 TPH Water	46117	1	04/29/11 03:48 PM	GC12_110429A
1104205-04A	GW-07	Aqueous	SW8260C	8260 Water Volatiles by GC/MS	46120	1	04/29/11 04:01 PM	GCMS5_110429A
1104205-04B	GW-07	Aqueous	TX1005	Tx1005 TPH Water	46117	1	04/29/11 03:57 PM	GC12_110429A
1104205-05A	GW-08	Aqueous	SW8260C	8260 Water Volatiles by GC/MS	46120	1	04/29/11 05:39 PM	GCMS5_110429A
1104205-05B	GW-08	Aqueous	TX1005	Tx1005 TPH Water	46117	1	04/29/11 04:06 PM	GC12_110429A
1104205-06A	WASTE	Aqueous	SW8260C	8260 Water Volatiles by GC/MS	46120	1	04/29/11 06:04 PM	GCMS5_110429A
	WASTE	Aqueous	SW8260C	8260 Water Volatiles by GC/MS	46120	100	05/02/11 01:36 PM	GCMS5_110502A
1104205-06B	WASTE	Aqueous	TX1005	Tx1005 TPH Water	46117	1	04/29/11 04:15 PM	GC12_110429A

DHL Analytical

Date: 05/06/11

CLIENT:	Geo Strata Environmental Consultants	Client Sample ID:	GW-TB-01
Project:	Hillcrest CEI	Lab ID:	1104205-01
Project No:	760-SL11	Collection Date:	04/28/11
Lab Order:	1104205	Matrix:	Trip Blank

Analyses	Result	SDL	RL	Qual	Units	DF	Date Analyzed
8260 Water Volatiles by GC/MS		SW8260C					Analyst: KL
1,1,1-Trichloroethane	<0.000200	0.000200	0.00100		mg/L	1	04/29/11 04:26 PM
1,1,2,2-Tetrachloroethane	<0.000200	0.000200	0.00100		mg/L	1	04/29/11 04:26 PM
1,1,2-Trichloroethane	<0.000200	0.000200	0.00100		mg/L	1	04/29/11 04:26 PM
1,1,2-Trichlorotrifluoroethane	<0.00500	0.00500	0.0150		mg/L	1	04/29/11 04:26 PM
1,1-Dichloroethane	<0.000200	0.000200	0.00100		mg/L	1	04/29/11 04:26 PM
1,1-Dichloroethene	<0.000200	0.000200	0.00100		mg/L	1	04/29/11 04:26 PM
1,2,4-Trichlorobenzene	<0.00150	0.00150	0.00500		mg/L	1	04/29/11 04:26 PM
1,2-Dibromo-3-chloropropane	<0.00300	0.00300	0.0100		mg/L	1	04/29/11 04:26 PM
1,2-Dibromoethane	<0.000200	0.000200	0.00100		mg/L	1	04/29/11 04:26 PM
1,2-Dichlorobenzene	<0.000300	0.000300	0.00100		mg/L	1	04/29/11 04:26 PM
1,2-Dichloroethane	<0.000300	0.000300	0.00100		mg/L	1	04/29/11 04:26 PM
1,2-Dichloropropane	<0.000200	0.000200	0.00100		mg/L	1	04/29/11 04:26 PM
1,3-Dichlorobenzene	<0.000300	0.000300	0.00100		mg/L	1	04/29/11 04:26 PM
1,4-Dichlorobenzene	<0.000300	0.000300	0.00100		mg/L	1	04/29/11 04:26 PM
2-Butanone	<0.00500	0.00500	0.0150		mg/L	1	04/29/11 04:26 PM
2-Hexanone	<0.00500	0.00500	0.0150		mg/L	1	04/29/11 04:26 PM
4-Methyl-2-pentanone	<0.00500	0.00500	0.0150		mg/L	1	04/29/11 04:26 PM
Acetone	<0.00500	0.00500	0.0150		mg/L	1	04/29/11 04:26 PM
Benzene	<0.000200	0.000200	0.00100		mg/L	1	04/29/11 04:26 PM
Bromodichloromethane	<0.000200	0.000200	0.00100		mg/L	1	04/29/11 04:26 PM
Bromoform	<0.000200	0.000200	0.00100		mg/L	1	04/29/11 04:26 PM
Bromomethane	<0.000300	0.000300	0.00100		mg/L	1	04/29/11 04:26 PM
Carbon disulfide	<0.00500	0.00500	0.0150		mg/L	1	04/29/11 04:26 PM
Carbon tetrachloride	<0.000200	0.000200	0.00100		mg/L	1	04/29/11 04:26 PM
Chlorobenzene	<0.000200	0.000200	0.00100		mg/L	1	04/29/11 04:26 PM
Chloroethane	<0.000300	0.000300	0.00100		mg/L	1	04/29/11 04:26 PM
Chloroform	<0.000300	0.000300	0.00100		mg/L	1	04/29/11 04:26 PM
Chloromethane	<0.000300	0.000300	0.00100		mg/L	1	04/29/11 04:26 PM
cis-1,2-Dichloroethene	<0.000200	0.000200	0.00100		mg/L	1	04/29/11 04:26 PM
cis-1,3-Dichloropropene	<0.000200	0.000200	0.00100		mg/L	1	04/29/11 04:26 PM
Cyclohexane	<0.00500	0.00500	0.0150	N	mg/L	1	04/29/11 04:26 PM
Dibromochloromethane	<0.000200	0.000200	0.00100		mg/L	1	04/29/11 04:26 PM
Dichlorodifluoromethane	<0.000200	0.000200	0.00100		mg/L	1	04/29/11 04:26 PM
Ethylbenzene	<0.000300	0.000300	0.00100		mg/L	1	04/29/11 04:26 PM
Isopropylbenzene	<0.000200	0.000200	0.00100		mg/L	1	04/29/11 04:26 PM
m,p-Xylene	<0.000600	0.000600	0.00200		mg/L	1	04/29/11 04:26 PM
Methyl Acetate	<0.00500	0.00500	0.0150		mg/L	1	04/29/11 04:26 PM
Methyl tert-butyl ether	<0.000300	0.000300	0.00100		mg/L	1	04/29/11 04:26 PM
Methylcyclohexane	<0.00500	0.00500	0.0150		mg/L	1	04/29/11 04:26 PM
Methylene chloride	<0.00250	0.00250	0.00250		mg/L	1	04/29/11 04:26 PM
o-Xylene	<0.000300	0.000300	0.00100		mg/L	1	04/29/11 04:26 PM
Styrene	<0.000200	0.000200	0.00100		mg/L	1	04/29/11 04:26 PM
Tetrachloroethene	<0.000600	0.000600	0.00200		mg/L	1	04/29/11 04:26 PM
Toluene	<0.000600	0.000600	0.00200		mg/L	1	04/29/11 04:26 PM

Qualifiers: See Final Page of Report for MQLs and MDLs

B	Analyte detected in the associated Method Blank	J	Analyte detected between SDL and RL
C	Sample Result or QC discussed in the Case Narrative	N	Parameter not NELAC certified
DF	Dilution Factor	ND	Not Detected at the SDL
E	TPH pattern not Gas or Diesel Range Pattern	RL	Reporting Limit (MQL adjusted for moisture and sample size)
		S	Spike Recovery outside control limits
		SDL	Sample Detection Limit

DHL Analytical

Date: 05/06/11

CLIENT:	Geo Strata Environmental Consultants	Client Sample ID:	GW-TB-01
Project:	Hillcrest CEI	Lab ID:	1104205-01
Project No:	760-SL11	Collection Date:	04/28/11
Lab Order:	1104205	Matrix:	Trip Blank

Analyses	Result	SDL	RL	Qual	Units	DF	Date Analyzed
trans-1,2-Dichloroethene	<0.000200	0.000200	0.00100		mg/L	1	04/29/11 04:26 PM
trans-1,3-Dichloropropene	<0.000200	0.000200	0.00100		mg/L	1	04/29/11 04:26 PM
Trichloroethene	<0.000600	0.000600	0.00200		mg/L	1	04/29/11 04:26 PM
Trichlorofluoromethane	<0.000200	0.000200	0.00100		mg/L	1	04/29/11 04:26 PM
Vinyl chloride	<0.000100	0.000100	0.00100		mg/L	1	04/29/11 04:26 PM
Surr: 1,2-Dichloroethane-d4	106	0	72 - 119		%REC	1	04/29/11 04:26 PM
Surr: 4-Bromofluorobenzene	98.1	0	76 - 119		%REC	1	04/29/11 04:26 PM
Surr: Dibromofluoromethane	104	0	85 - 115		%REC	1	04/29/11 04:26 PM
Surr: Toluene-d8	97.0	0	81 - 120		%REC	1	04/29/11 04:26 PM

Qualifiers: See Final Page of Report for MQLs and MDLs

B	Analyte detected in the associated Method Blank	J	Analyte detected between SDL and RL
C	Sample Result or QC discussed in the Case Narrative	N	Parameter not NELAC certified
DF	Dilution Factor	ND	Not Detected at the SDL
E	TPH pattern not Gas or Diesel Range Pattern	RL	Reporting Limit (MQL adjusted for moisture and sample size)
		S	Spike Recovery outside control limits
		SDL	Sample Detection Limit

DHL Analytical

Date: 05/06/11

CLIENT:	Geo Strata Environmental Consultants	Client Sample ID:	GW-FB-03
Project:	Hillcrest CEI	Lab ID:	1104205-02
Project No:	760-SL11	Collection Date:	04/28/11 11:40 AM
Lab Order:	1104205	Matrix:	Field Blank

Analyses	Result	SDL	RL	Qual	Units	DF	Date Analyzed
8260 Water Volatiles by GC/MS		SW8260C					Analyst: KL
1,1,1-Trichloroethane	<0.000200	0.000200	0.00100		mg/L	1	04/29/11 04:51 PM
1,1,2,2-Tetrachloroethane	<0.000200	0.000200	0.00100		mg/L	1	04/29/11 04:51 PM
1,1,2-Trichloroethane	<0.000200	0.000200	0.00100		mg/L	1	04/29/11 04:51 PM
1,1,2-Trichlorotrifluoroethane	<0.00500	0.00500	0.0150		mg/L	1	04/29/11 04:51 PM
1,1-Dichloroethane	<0.000200	0.000200	0.00100		mg/L	1	04/29/11 04:51 PM
1,1-Dichloroethene	<0.000200	0.000200	0.00100		mg/L	1	04/29/11 04:51 PM
1,2,4-Trichlorobenzene	<0.00150	0.00150	0.00500		mg/L	1	04/29/11 04:51 PM
1,2-Dibromo-3-chloropropane	<0.00300	0.00300	0.0100		mg/L	1	04/29/11 04:51 PM
1,2-Dibromoethane	<0.000200	0.000200	0.00100		mg/L	1	04/29/11 04:51 PM
1,2-Dichlorobenzene	<0.000300	0.000300	0.00100		mg/L	1	04/29/11 04:51 PM
1,2-Dichloroethane	<0.000300	0.000300	0.00100		mg/L	1	04/29/11 04:51 PM
1,2-Dichloropropane	<0.000200	0.000200	0.00100		mg/L	1	04/29/11 04:51 PM
1,3-Dichlorobenzene	<0.000300	0.000300	0.00100		mg/L	1	04/29/11 04:51 PM
1,4-Dichlorobenzene	<0.000300	0.000300	0.00100		mg/L	1	04/29/11 04:51 PM
2-Butanone	<0.00500	0.00500	0.0150		mg/L	1	04/29/11 04:51 PM
2-Hexanone	<0.00500	0.00500	0.0150		mg/L	1	04/29/11 04:51 PM
4-Methyl-2-pentanone	<0.00500	0.00500	0.0150		mg/L	1	04/29/11 04:51 PM
Acetone	<0.00500	0.00500	0.0150		mg/L	1	04/29/11 04:51 PM
Benzene	<0.000200	0.000200	0.00100		mg/L	1	04/29/11 04:51 PM
Bromodichloromethane	<0.000200	0.000200	0.00100		mg/L	1	04/29/11 04:51 PM
Bromoform	<0.000200	0.000200	0.00100		mg/L	1	04/29/11 04:51 PM
Bromomethane	<0.000300	0.000300	0.00100		mg/L	1	04/29/11 04:51 PM
Carbon disulfide	<0.00500	0.00500	0.0150		mg/L	1	04/29/11 04:51 PM
Carbon tetrachloride	<0.000200	0.000200	0.00100		mg/L	1	04/29/11 04:51 PM
Chlorobenzene	<0.000200	0.000200	0.00100		mg/L	1	04/29/11 04:51 PM
Chloroethane	<0.000300	0.000300	0.00100		mg/L	1	04/29/11 04:51 PM
Chloroform	<0.000300	0.000300	0.00100		mg/L	1	04/29/11 04:51 PM
Chloromethane	<0.000300	0.000300	0.00100		mg/L	1	04/29/11 04:51 PM
cis-1,2-Dichloroethene	<0.000200	0.000200	0.00100		mg/L	1	04/29/11 04:51 PM
cis-1,3-Dichloropropene	<0.000200	0.000200	0.00100		mg/L	1	04/29/11 04:51 PM
Cyclohexane	<0.00500	0.00500	0.0150	N	mg/L	1	04/29/11 04:51 PM
Dibromochloromethane	<0.000200	0.000200	0.00100		mg/L	1	04/29/11 04:51 PM
Dichlorodifluoromethane	<0.000200	0.000200	0.00100		mg/L	1	04/29/11 04:51 PM
Ethylbenzene	<0.000300	0.000300	0.00100		mg/L	1	04/29/11 04:51 PM
Isopropylbenzene	<0.000200	0.000200	0.00100		mg/L	1	04/29/11 04:51 PM
m,p-Xylene	<0.000600	0.000600	0.00200		mg/L	1	04/29/11 04:51 PM
Methyl Acetate	<0.00500	0.00500	0.0150		mg/L	1	04/29/11 04:51 PM
Methyl tert-butyl ether	<0.000300	0.000300	0.00100		mg/L	1	04/29/11 04:51 PM
Methylcyclohexane	<0.00500	0.00500	0.0150		mg/L	1	04/29/11 04:51 PM
Methylene chloride	<0.00250	0.00250	0.00250		mg/L	1	04/29/11 04:51 PM
o-Xylene	<0.000300	0.000300	0.00100		mg/L	1	04/29/11 04:51 PM
Styrene	<0.000200	0.000200	0.00100		mg/L	1	04/29/11 04:51 PM
Tetrachloroethene	<0.000600	0.000600	0.00200		mg/L	1	04/29/11 04:51 PM
Toluene	<0.000600	0.000600	0.00200		mg/L	1	04/29/11 04:51 PM

Qualifiers: See Final Page of Report for MQLs and MDLs

B	Analyte detected in the associated Method Blank	J	Analyte detected between SDL and RL
C	Sample Result or QC discussed in the Case Narrative	N	Parameter not NELAC certified
DF	Dilution Factor	ND	Not Detected at the SDL
E	TPH pattern not Gas or Diesel Range Pattern	RL	Reporting Limit (MQL adjusted for moisture and sample size)
		S	Spike Recovery outside control limits
		SDL	Sample Detection Limit

DHL Analytical

Date: 05/06/11

CLIENT:	Geo Strata Environmental Consultants	Client Sample ID:	GW-FB-03
Project:	Hillcrest CEI	Lab ID:	1104205-02
Project No:	760-SL11	Collection Date:	04/28/11 11:40 AM
Lab Order:	1104205	Matrix:	Field Blank

Analyses	Result	SDL	RL	Qual	Units	DF	Date Analyzed
trans-1,2-Dichloroethene	<0.000200	0.000200	0.00100		mg/L	1	04/29/11 04:51 PM
trans-1,3-Dichloropropene	<0.000200	0.000200	0.00100		mg/L	1	04/29/11 04:51 PM
Trichloroethene	<0.000600	0.000600	0.00200		mg/L	1	04/29/11 04:51 PM
Trichlorofluoromethane	<0.000200	0.000200	0.00100		mg/L	1	04/29/11 04:51 PM
Vinyl chloride	<0.000100	0.000100	0.00100		mg/L	1	04/29/11 04:51 PM
Surr: 1,2-Dichloroethane-d4	107	0	72 - 119		%REC	1	04/29/11 04:51 PM
Surr: 4-Bromofluorobenzene	98.3	0	76 - 119		%REC	1	04/29/11 04:51 PM
Surr: Dibromofluoromethane	103	0	85 - 115		%REC	1	04/29/11 04:51 PM
Surr: Toluene-d8	96.2	0	81 - 120		%REC	1	04/29/11 04:51 PM

Qualifiers: See Final Page of Report for MQLs and MDLs

B	Analyte detected in the associated Method Blank	J	Analyte detected between SDL and RL
C	Sample Result or QC discussed in the Case Narrative	N	Parameter not NELAC certified
DF	Dilution Factor	ND	Not Detected at the SDL
E	TPH pattern not Gas or Diesel Range Pattern	RL	Reporting Limit (MQL adjusted for moisture and sample size)
		S	Spike Recovery outside control limits
		SDL	Sample Detection Limit

DHL Analytical

Date: 05/06/11

CLIENT:	Geo Strata Environmental Consultants	Client Sample ID:	GW-EB-04
Project:	Hillcrest CEI	Lab ID:	1104205-03
Project No:	760-SL11	Collection Date:	04/28/11 09:15 AM
Lab Order:	1104205	Matrix:	Equip Blank

Analyses	Result	SDL	RL	Qual	Units	DF	Date Analyzed
Tx1005 TPH Water		TX1005					Analyst: DEW
T/R Hydrocarbons: C6-C12	<0.691	0.691	1.98		mg/L	1	04/29/11 03:48 PM
T/R Hydrocarbons: >C12-C28	<0.691	0.691	1.98		mg/L	1	04/29/11 03:48 PM
T/R Hydrocarbons: >C28-C35	<0.691	0.691	1.98		mg/L	1	04/29/11 03:48 PM
T/R Hydrocarbons: C6-C35	<0.691	0.691	1.98		mg/L	1	04/29/11 03:48 PM
Surr: Isopropylbenzene	100	0	70 - 130		%REC	1	04/29/11 03:48 PM
Surr: Octacosane	101	0	70 - 130		%REC	1	04/29/11 03:48 PM
8260 Water Volatiles by GC/MS		SW8260C					Analyst: KL
1,1,1-Trichloroethane	<0.000200	0.000200	0.00100		mg/L	1	04/29/11 05:15 PM
1,1,2,2-Tetrachloroethane	<0.000200	0.000200	0.00100		mg/L	1	04/29/11 05:15 PM
1,1,2-Trichloroethane	<0.000200	0.000200	0.00100		mg/L	1	04/29/11 05:15 PM
1,1,2-Trichlorotrifluoroethane	<0.00500	0.00500	0.0150		mg/L	1	04/29/11 05:15 PM
1,1-Dichloroethane	<0.000200	0.000200	0.00100		mg/L	1	04/29/11 05:15 PM
1,1-Dichloroethene	<0.000200	0.000200	0.00100		mg/L	1	04/29/11 05:15 PM
1,2,4-Trichlorobenzene	<0.00150	0.00150	0.00500		mg/L	1	04/29/11 05:15 PM
1,2-Dibromo-3-chloropropane	<0.00300	0.00300	0.0100		mg/L	1	04/29/11 05:15 PM
1,2-Dibromoethane	<0.000200	0.000200	0.00100		mg/L	1	04/29/11 05:15 PM
1,2-Dichlorobenzene	<0.000300	0.000300	0.00100		mg/L	1	04/29/11 05:15 PM
1,2-Dichloroethane	<0.000300	0.000300	0.00100		mg/L	1	04/29/11 05:15 PM
1,2-Dichloropropane	<0.000200	0.000200	0.00100		mg/L	1	04/29/11 05:15 PM
1,3-Dichlorobenzene	<0.000300	0.000300	0.00100		mg/L	1	04/29/11 05:15 PM
1,4-Dichlorobenzene	<0.000300	0.000300	0.00100		mg/L	1	04/29/11 05:15 PM
2-Butanone	<0.00500	0.00500	0.0150		mg/L	1	04/29/11 05:15 PM
2-Hexanone	<0.00500	0.00500	0.0150		mg/L	1	04/29/11 05:15 PM
4-Methyl-2-pentanone	<0.00500	0.00500	0.0150		mg/L	1	04/29/11 05:15 PM
Acetone	<0.00500	0.00500	0.0150		mg/L	1	04/29/11 05:15 PM
Benzene	<0.000200	0.000200	0.00100		mg/L	1	04/29/11 05:15 PM
Bromodichloromethane	<0.000200	0.000200	0.00100		mg/L	1	04/29/11 05:15 PM
Bromoform	<0.000200	0.000200	0.00100		mg/L	1	04/29/11 05:15 PM
Bromomethane	<0.000300	0.000300	0.00100		mg/L	1	04/29/11 05:15 PM
Carbon disulfide	<0.00500	0.00500	0.0150		mg/L	1	04/29/11 05:15 PM
Carbon tetrachloride	<0.000200	0.000200	0.00100		mg/L	1	04/29/11 05:15 PM
Chlorobenzene	<0.000200	0.000200	0.00100		mg/L	1	04/29/11 05:15 PM
Chloroethane	<0.000300	0.000300	0.00100		mg/L	1	04/29/11 05:15 PM
Chloroform	<0.000300	0.000300	0.00100		mg/L	1	04/29/11 05:15 PM
Chloromethane	<0.000300	0.000300	0.00100		mg/L	1	04/29/11 05:15 PM
cis-1,2-Dichloroethene	<0.000200	0.000200	0.00100		mg/L	1	04/29/11 05:15 PM
cis-1,3-Dichloropropene	<0.000200	0.000200	0.00100		mg/L	1	04/29/11 05:15 PM
Cyclohexane	<0.00500	0.00500	0.0150	N	mg/L	1	04/29/11 05:15 PM
Dibromochloromethane	<0.000200	0.000200	0.00100		mg/L	1	04/29/11 05:15 PM
Dichlorodifluoromethane	<0.000200	0.000200	0.00100		mg/L	1	04/29/11 05:15 PM
Ethylbenzene	<0.000300	0.000300	0.00100		mg/L	1	04/29/11 05:15 PM
Isopropylbenzene	<0.000200	0.000200	0.00100		mg/L	1	04/29/11 05:15 PM
m,p-Xylene	<0.000600	0.000600	0.00200		mg/L	1	04/29/11 05:15 PM
Methyl Acetate	<0.00500	0.00500	0.0150		mg/L	1	04/29/11 05:15 PM

Qualifiers: See Final Page of Report for MQLs and MDLs

B	Analyte detected in the associated Method Blank	J	Analyte detected between SDL and RL
C	Sample Result or QC discussed in the Case Narrative	N	Parameter not NELAC certified
DF	Dilution Factor	ND	Not Detected at the SDL
E	TPH pattern not Gas or Diesel Range Pattern	RL	Reporting Limit (MQL adjusted for moisture and sample size)
		S	Spike Recovery outside control limits
		SDL	Sample Detection Limit

DHL Analytical

Date: 05/06/11

CLIENT:	Geo Strata Environmental Consultants	Client Sample ID:	GW-EB-04
Project:	Hillcrest CEI	Lab ID:	1104205-03
Project No:	760-SL11	Collection Date:	04/28/11 09:15 AM
Lab Order:	1104205	Matrix:	Equip Blank

Analyses	Result	SDL	RL	Qual	Units	DF	Date Analyzed
Methyl tert-butyl ether	<0.000300	0.000300	0.00100		mg/L	1	04/29/11 05:15 PM
Methylcyclohexane	<0.00500	0.00500	0.0150		mg/L	1	04/29/11 05:15 PM
Methylene chloride	<0.00250	0.00250	0.00250		mg/L	1	04/29/11 05:15 PM
o-Xylene	<0.000300	0.000300	0.00100		mg/L	1	04/29/11 05:15 PM
Styrene	<0.000200	0.000200	0.00100		mg/L	1	04/29/11 05:15 PM
Tetrachloroethene	<0.000600	0.000600	0.00200		mg/L	1	04/29/11 05:15 PM
Toluene	<0.000600	0.000600	0.00200		mg/L	1	04/29/11 05:15 PM
trans-1,2-Dichloroethene	<0.000200	0.000200	0.00100		mg/L	1	04/29/11 05:15 PM
trans-1,3-Dichloropropene	<0.000200	0.000200	0.00100		mg/L	1	04/29/11 05:15 PM
Trichloroethene	<0.000600	0.000600	0.00200		mg/L	1	04/29/11 05:15 PM
Trichlorofluoromethane	<0.000200	0.000200	0.00100		mg/L	1	04/29/11 05:15 PM
Vinyl chloride	<0.000100	0.000100	0.00100		mg/L	1	04/29/11 05:15 PM
Surr: 1,2-Dichloroethane-d4	106	0	72 - 119		%REC	1	04/29/11 05:15 PM
Surr: 4-Bromofluorobenzene	97.2	0	76 - 119		%REC	1	04/29/11 05:15 PM
Surr: Dibromofluoromethane	101	0	85 - 115		%REC	1	04/29/11 05:15 PM
Surr: Toluene-d8	96.4	0	81 - 120		%REC	1	04/29/11 05:15 PM

Qualifiers: See Final Page of Report for MQLs and MDLs

B	Analyte detected in the associated Method Blank	J	Analyte detected between SDL and RL
C	Sample Result or QC discussed in the Case Narrative	N	Parameter not NELAC certified
DF	Dilution Factor	ND	Not Detected at the SDL
E	TPH pattern not Gas or Diesel Range Pattern	RL	Reporting Limit (MQL adjusted for moisture and sample size)
		S	Spike Recovery outside control limits
		SDL	Sample Detection Limit

DHL Analytical

Date: 05/06/11

CLIENT:	Geo Strata Environmental Consultants	Client Sample ID:	GW-07
Project:	Hillcrest CEI	Lab ID:	1104205-04
Project No:	760-SL11	Collection Date:	04/28/11 12:40 PM
Lab Order:	1104205	Matrix:	Aqueous

Analyses	Result	SDL	RL	Qual	Units	DF	Date Analyzed
Tx1005 TPH Water		TX1005					Analyst: DEW
T/R Hydrocarbons: C6-C12	<0.699	0.699	2.00		mg/L	1	04/29/11 03:57 PM
T/R Hydrocarbons: >C12-C28	<0.699	0.699	2.00		mg/L	1	04/29/11 03:57 PM
T/R Hydrocarbons: >C28-C35	<0.699	0.699	2.00		mg/L	1	04/29/11 03:57 PM
T/R Hydrocarbons: C6-C35	<0.699	0.699	2.00		mg/L	1	04/29/11 03:57 PM
Surr: Isopropylbenzene	101	0	70 - 130		%REC	1	04/29/11 03:57 PM
Surr: Octacosane	101	0	70 - 130		%REC	1	04/29/11 03:57 PM
8260 Water Volatiles by GC/MS		SW8260C					Analyst: KL
1,1,1-Trichloroethane	<0.000200	0.000200	0.00100		mg/L	1	04/29/11 04:01 PM
1,1,2,2-Tetrachloroethane	<0.000200	0.000200	0.00100		mg/L	1	04/29/11 04:01 PM
1,1,2-Trichloroethane	<0.000200	0.000200	0.00100		mg/L	1	04/29/11 04:01 PM
1,1,2-Trichlorotrifluoroethane	<0.00500	0.00500	0.0150		mg/L	1	04/29/11 04:01 PM
1,1-Dichloroethane	<0.000200	0.000200	0.00100		mg/L	1	04/29/11 04:01 PM
1,1-Dichloroethene	<0.000200	0.000200	0.00100		mg/L	1	04/29/11 04:01 PM
1,2,4-Trichlorobenzene	<0.00150	0.00150	0.00500		mg/L	1	04/29/11 04:01 PM
1,2-Dibromo-3-chloropropane	<0.00300	0.00300	0.0100		mg/L	1	04/29/11 04:01 PM
1,2-Dibromoethane	<0.000200	0.000200	0.00100		mg/L	1	04/29/11 04:01 PM
1,2-Dichlorobenzene	<0.000300	0.000300	0.00100		mg/L	1	04/29/11 04:01 PM
1,2-Dichloroethane	<0.000300	0.000300	0.00100		mg/L	1	04/29/11 04:01 PM
1,2-Dichloropropane	<0.000200	0.000200	0.00100		mg/L	1	04/29/11 04:01 PM
1,3-Dichlorobenzene	<0.000300	0.000300	0.00100		mg/L	1	04/29/11 04:01 PM
1,4-Dichlorobenzene	<0.000300	0.000300	0.00100		mg/L	1	04/29/11 04:01 PM
2-Butanone	<0.00500	0.00500	0.0150		mg/L	1	04/29/11 04:01 PM
2-Hexanone	<0.00500	0.00500	0.0150		mg/L	1	04/29/11 04:01 PM
4-Methyl-2-pentanone	<0.00500	0.00500	0.0150		mg/L	1	04/29/11 04:01 PM
Acetone	<0.00500	0.00500	0.0150		mg/L	1	04/29/11 04:01 PM
Benzene	<0.000200	0.000200	0.00100		mg/L	1	04/29/11 04:01 PM
Bromodichloromethane	<0.000200	0.000200	0.00100		mg/L	1	04/29/11 04:01 PM
Bromoform	<0.000200	0.000200	0.00100		mg/L	1	04/29/11 04:01 PM
Bromomethane	<0.000300	0.000300	0.00100		mg/L	1	04/29/11 04:01 PM
Carbon disulfide	<0.00500	0.00500	0.0150		mg/L	1	04/29/11 04:01 PM
Carbon tetrachloride	<0.000200	0.000200	0.00100		mg/L	1	04/29/11 04:01 PM
Chlorobenzene	<0.000200	0.000200	0.00100		mg/L	1	04/29/11 04:01 PM
Chloroethane	<0.000300	0.000300	0.00100		mg/L	1	04/29/11 04:01 PM
Chloroform	<0.000300	0.000300	0.00100		mg/L	1	04/29/11 04:01 PM
Chloromethane	<0.000300	0.000300	0.00100		mg/L	1	04/29/11 04:01 PM
cis-1,2-Dichloroethene	<0.000200	0.000200	0.00100		mg/L	1	04/29/11 04:01 PM
cis-1,3-Dichloropropene	<0.000200	0.000200	0.00100		mg/L	1	04/29/11 04:01 PM
Cyclohexane	<0.00500	0.00500	0.0150	N	mg/L	1	04/29/11 04:01 PM
Dibromochloromethane	<0.000200	0.000200	0.00100		mg/L	1	04/29/11 04:01 PM
Dichlorodifluoromethane	<0.000200	0.000200	0.00100		mg/L	1	04/29/11 04:01 PM
Ethylbenzene	<0.000300	0.000300	0.00100		mg/L	1	04/29/11 04:01 PM
Isopropylbenzene	<0.000200	0.000200	0.00100		mg/L	1	04/29/11 04:01 PM
m,p-Xylene	<0.000600	0.000600	0.00200		mg/L	1	04/29/11 04:01 PM
Methyl Acetate	<0.00500	0.00500	0.0150		mg/L	1	04/29/11 04:01 PM

Qualifiers: See Final Page of Report for MQLs and MDLs

B	Analyte detected in the associated Method Blank	J	Analyte detected between SDL and RL
C	Sample Result or QC discussed in the Case Narrative	N	Parameter not NELAC certified
DF	Dilution Factor	ND	Not Detected at the SDL
E	TPH pattern not Gas or Diesel Range Pattern	RL	Reporting Limit (MQL adjusted for moisture and sample size)
		S	Spike Recovery outside control limits
		SDL	Sample Detection Limit

DHL Analytical

Date: 05/06/11

CLIENT:	Geo Strata Environmental Consultants	Client Sample ID:	GW-07
Project:	Hillcrest CEI	Lab ID:	1104205-04
Project No:	760-SL11	Collection Date:	04/28/11 12:40 PM
Lab Order:	1104205	Matrix:	Aqueous

Analyses	Result	SDL	RL	Qual	Units	DF	Date Analyzed
Methyl tert-butyl ether	<0.000300	0.000300	0.00100		mg/L	1	04/29/11 04:01 PM
Methylcyclohexane	<0.00500	0.00500	0.0150		mg/L	1	04/29/11 04:01 PM
Methylene chloride	<0.00250	0.00250	0.00250		mg/L	1	04/29/11 04:01 PM
o-Xylene	<0.000300	0.000300	0.00100		mg/L	1	04/29/11 04:01 PM
Styrene	<0.000200	0.000200	0.00100		mg/L	1	04/29/11 04:01 PM
Tetrachloroethene	<0.000600	0.000600	0.00200		mg/L	1	04/29/11 04:01 PM
Toluene	<0.000600	0.000600	0.00200		mg/L	1	04/29/11 04:01 PM
trans-1,2-Dichloroethene	<0.000200	0.000200	0.00100		mg/L	1	04/29/11 04:01 PM
trans-1,3-Dichloropropene	<0.000200	0.000200	0.00100		mg/L	1	04/29/11 04:01 PM
Trichloroethene	<0.000600	0.000600	0.00200		mg/L	1	04/29/11 04:01 PM
Trichlorofluoromethane	<0.000200	0.000200	0.00100		mg/L	1	04/29/11 04:01 PM
Vinyl chloride	<0.000100	0.000100	0.00100		mg/L	1	04/29/11 04:01 PM
Surr: 1,2-Dichloroethane-d4	106	0	72 - 119		%REC	1	04/29/11 04:01 PM
Surr: 4-Bromofluorobenzene	98.0	0	76 - 119		%REC	1	04/29/11 04:01 PM
Surr: Dibromofluoromethane	105	0	85 - 115		%REC	1	04/29/11 04:01 PM
Surr: Toluene-d8	96.6	0	81 - 120		%REC	1	04/29/11 04:01 PM

Qualifiers: See Final Page of Report for MQLs and MDLs

B	Analyte detected in the associated Method Blank	J	Analyte detected between SDL and RL
C	Sample Result or QC discussed in the Case Narrative	N	Parameter not NELAC certified
DF	Dilution Factor	ND	Not Detected at the SDL
E	TPH pattern not Gas or Diesel Range Pattern	RL	Reporting Limit (MQL adjusted for moisture and sample size)
		S	Spike Recovery outside control limits
		SDL	Sample Detection Limit

DHL Analytical

Date: 05/06/11

CLIENT:	Geo Strata Environmental Consultants	Client Sample ID:	GW-08
Project:	Hillcrest CEI	Lab ID:	1104205-05
Project No:	760-SL11	Collection Date:	04/28/11 10:00 AM
Lab Order:	1104205	Matrix:	Aqueous

Analyses	Result	SDL	RL	Qual	Units	DF	Date Analyzed
Tx1005 TPH Water		TX1005					Analyst: DEW
T/R Hydrocarbons: C6-C12	<0.693	0.693	1.98		mg/L	1	04/29/11 04:06 PM
T/R Hydrocarbons: >C12-C28	<0.693	0.693	1.98		mg/L	1	04/29/11 04:06 PM
T/R Hydrocarbons: >C28-C35	<0.693	0.693	1.98		mg/L	1	04/29/11 04:06 PM
T/R Hydrocarbons: C6-C35	<0.693	0.693	1.98		mg/L	1	04/29/11 04:06 PM
Surr: Isopropylbenzene	109	0	70 - 130		%REC	1	04/29/11 04:06 PM
Surr: Octacosane	104	0	70 - 130		%REC	1	04/29/11 04:06 PM
8260 Water Volatiles by GC/MS		SW8260C					Analyst: KL
1,1,1-Trichloroethane	<0.000200	0.000200	0.00100		mg/L	1	04/29/11 05:39 PM
1,1,2,2-Tetrachloroethane	<0.000200	0.000200	0.00100		mg/L	1	04/29/11 05:39 PM
1,1,2-Trichloroethane	<0.000200	0.000200	0.00100		mg/L	1	04/29/11 05:39 PM
1,1,2-Trichlorotrifluoroethane	<0.00500	0.00500	0.0150		mg/L	1	04/29/11 05:39 PM
1,1-Dichloroethane	<0.000200	0.000200	0.00100		mg/L	1	04/29/11 05:39 PM
1,1-Dichloroethene	<0.000200	0.000200	0.00100		mg/L	1	04/29/11 05:39 PM
1,2,4-Trichlorobenzene	<0.00150	0.00150	0.00500		mg/L	1	04/29/11 05:39 PM
1,2-Dibromo-3-chloropropane	<0.00300	0.00300	0.0100		mg/L	1	04/29/11 05:39 PM
1,2-Dibromoethane	<0.000200	0.000200	0.00100		mg/L	1	04/29/11 05:39 PM
1,2-Dichlorobenzene	<0.000300	0.000300	0.00100		mg/L	1	04/29/11 05:39 PM
1,2-Dichloroethane	<0.000300	0.000300	0.00100		mg/L	1	04/29/11 05:39 PM
1,2-Dichloropropane	<0.000200	0.000200	0.00100		mg/L	1	04/29/11 05:39 PM
1,3-Dichlorobenzene	<0.000300	0.000300	0.00100		mg/L	1	04/29/11 05:39 PM
1,4-Dichlorobenzene	<0.000300	0.000300	0.00100		mg/L	1	04/29/11 05:39 PM
2-Butanone	<0.00500	0.00500	0.0150		mg/L	1	04/29/11 05:39 PM
2-Hexanone	<0.00500	0.00500	0.0150		mg/L	1	04/29/11 05:39 PM
4-Methyl-2-pentanone	<0.00500	0.00500	0.0150		mg/L	1	04/29/11 05:39 PM
Acetone	<0.00500	0.00500	0.0150		mg/L	1	04/29/11 05:39 PM
Benzene	<0.000200	0.000200	0.00100		mg/L	1	04/29/11 05:39 PM
Bromodichloromethane	<0.000200	0.000200	0.00100		mg/L	1	04/29/11 05:39 PM
Bromoform	<0.000200	0.000200	0.00100		mg/L	1	04/29/11 05:39 PM
Bromomethane	<0.000300	0.000300	0.00100		mg/L	1	04/29/11 05:39 PM
Carbon disulfide	<0.00500	0.00500	0.0150		mg/L	1	04/29/11 05:39 PM
Carbon tetrachloride	<0.000200	0.000200	0.00100		mg/L	1	04/29/11 05:39 PM
Chlorobenzene	<0.000200	0.000200	0.00100		mg/L	1	04/29/11 05:39 PM
Chloroethane	<0.000300	0.000300	0.00100		mg/L	1	04/29/11 05:39 PM
Chloroform	<0.000300	0.000300	0.00100		mg/L	1	04/29/11 05:39 PM
Chloromethane	<0.000300	0.000300	0.00100		mg/L	1	04/29/11 05:39 PM
cis-1,2-Dichloroethene	<0.000200	0.000200	0.00100		mg/L	1	04/29/11 05:39 PM
cis-1,3-Dichloropropene	<0.000200	0.000200	0.00100		mg/L	1	04/29/11 05:39 PM
Cyclohexane	<0.00500	0.00500	0.0150	N	mg/L	1	04/29/11 05:39 PM
Dibromochloromethane	<0.000200	0.000200	0.00100		mg/L	1	04/29/11 05:39 PM
Dichlorodifluoromethane	<0.000200	0.000200	0.00100		mg/L	1	04/29/11 05:39 PM
Ethylbenzene	<0.000300	0.000300	0.00100		mg/L	1	04/29/11 05:39 PM
Isopropylbenzene	0.00640	0.000200	0.00100		mg/L	1	04/29/11 05:39 PM
m,p-Xylene	<0.000600	0.000600	0.00200		mg/L	1	04/29/11 05:39 PM
Methyl Acetate	<0.00500	0.00500	0.0150		mg/L	1	04/29/11 05:39 PM

Qualifiers: See Final Page of Report for MQLs and MDLs

B	Analyte detected in the associated Method Blank	J	Analyte detected between SDL and RL
C	Sample Result or QC discussed in the Case Narrative	N	Parameter not NELAC certified
DF	Dilution Factor	ND	Not Detected at the SDL
E	TPH pattern not Gas or Diesel Range Pattern	RL	Reporting Limit (MQL adjusted for moisture and sample size)
		S	Spike Recovery outside control limits
		SDL	Sample Detection Limit

DHL Analytical

Date: 05/06/11

CLIENT:	Geo Strata Environmental Consultants	Client Sample ID:	GW-08
Project:	Hillcrest CEI	Lab ID:	1104205-05
Project No:	760-SL11	Collection Date:	04/28/11 10:00 AM
Lab Order:	1104205	Matrix:	Aqueous

Analyses	Result	SDL	RL	Qual	Units	DF	Date Analyzed
Methyl tert-butyl ether	<0.000300	0.000300	0.00100		mg/L	1	04/29/11 05:39 PM
Methylcyclohexane	<0.00500	0.00500	0.0150		mg/L	1	04/29/11 05:39 PM
Methylene chloride	<0.00250	0.00250	0.00250		mg/L	1	04/29/11 05:39 PM
o-Xylene	<0.000300	0.000300	0.00100		mg/L	1	04/29/11 05:39 PM
Styrene	<0.000200	0.000200	0.00100		mg/L	1	04/29/11 05:39 PM
Tetrachloroethene	<0.000600	0.000600	0.00200		mg/L	1	04/29/11 05:39 PM
Toluene	<0.000600	0.000600	0.00200		mg/L	1	04/29/11 05:39 PM
trans-1,2-Dichloroethene	<0.000200	0.000200	0.00100		mg/L	1	04/29/11 05:39 PM
trans-1,3-Dichloropropene	<0.000200	0.000200	0.00100		mg/L	1	04/29/11 05:39 PM
Trichloroethene	<0.000600	0.000600	0.00200		mg/L	1	04/29/11 05:39 PM
Trichlorofluoromethane	<0.000200	0.000200	0.00100		mg/L	1	04/29/11 05:39 PM
Vinyl chloride	<0.000100	0.000100	0.00100		mg/L	1	04/29/11 05:39 PM
Surr: 1,2-Dichloroethane-d4	107	0	72 - 119		%REC	1	04/29/11 05:39 PM
Surr: 4-Bromofluorobenzene	98.3	0	76 - 119		%REC	1	04/29/11 05:39 PM
Surr: Dibromofluoromethane	103	0	85 - 115		%REC	1	04/29/11 05:39 PM
Surr: Toluene-d8	94.8	0	81 - 120		%REC	1	04/29/11 05:39 PM

Qualifiers: See Final Page of Report for MQLs and MDLs

B	Analyte detected in the associated Method Blank	J	Analyte detected between SDL and RL
C	Sample Result or QC discussed in the Case Narrative	N	Parameter not NELAC certified
DF	Dilution Factor	ND	Not Detected at the SDL
E	TPH pattern not Gas or Diesel Range Pattern	RL	Reporting Limit (MQL adjusted for moisture and sample size)
		S	Spike Recovery outside control limits
		SDL	Sample Detection Limit

DHL Analytical

Date: 05/06/11

CLIENT:	Geo Strata Environmental Consultants	Client Sample ID:	WASTE
Project:	Hillcrest CEI	Lab ID:	1104205-06
Project No:	760-SL11	Collection Date:	04/28/11 02:40 PM
Lab Order:	1104205	Matrix:	Aqueous

Analyses	Result	SDL	RL	Qual	Units	DF	Date Analyzed
Tx1005 TPH Water		TX1005					Analyst: DEW
T/R Hydrocarbons: C6-C12	<0.688	0.688	1.96		mg/L	1	04/29/11 04:15 PM
T/R Hydrocarbons: >C12-C28	<0.688	0.688	1.96		mg/L	1	04/29/11 04:15 PM
T/R Hydrocarbons: >C28-C35	<0.688	0.688	1.96		mg/L	1	04/29/11 04:15 PM
T/R Hydrocarbons: C6-C35	<0.688	0.688	1.96		mg/L	1	04/29/11 04:15 PM
Surr: Isopropylbenzene	122	0	70 - 130		%REC	1	04/29/11 04:15 PM
Surr: Octacosane	114	0	70 - 130		%REC	1	04/29/11 04:15 PM
8260 Water Volatiles by GC/MS		SW8260C					Analyst: KL
1,1,1-Trichloroethane	<0.000200	0.000200	0.00100		mg/L	1	04/29/11 06:04 PM
1,1,2,2-Tetrachloroethane	<0.000200	0.000200	0.00100		mg/L	1	04/29/11 06:04 PM
1,1,2-Trichloroethane	<0.000200	0.000200	0.00100		mg/L	1	04/29/11 06:04 PM
1,1,2-Trichlorotrifluoroethane	<0.00500	0.00500	0.0150		mg/L	1	04/29/11 06:04 PM
1,1-Dichloroethane	<0.000200	0.000200	0.00100		mg/L	1	04/29/11 06:04 PM
1,1-Dichloroethene	<0.000200	0.000200	0.00100		mg/L	1	04/29/11 06:04 PM
1,2,4-Trichlorobenzene	<0.00150	0.00150	0.00500		mg/L	1	04/29/11 06:04 PM
1,2-Dibromo-3-chloropropane	<0.00300	0.00300	0.0100		mg/L	1	04/29/11 06:04 PM
1,2-Dibromoethane	<0.000200	0.000200	0.00100		mg/L	1	04/29/11 06:04 PM
1,2-Dichlorobenzene	<0.000300	0.000300	0.00100		mg/L	1	04/29/11 06:04 PM
1,2-Dichloroethane	<0.000300	0.000300	0.00100		mg/L	1	04/29/11 06:04 PM
1,2-Dichloropropane	<0.000200	0.000200	0.00100		mg/L	1	04/29/11 06:04 PM
1,3-Dichlorobenzene	<0.000300	0.000300	0.00100		mg/L	1	04/29/11 06:04 PM
1,4-Dichlorobenzene	<0.000300	0.000300	0.00100		mg/L	1	04/29/11 06:04 PM
2-Butanone	<0.00500	0.00500	0.0150		mg/L	1	04/29/11 06:04 PM
2-Hexanone	<0.00500	0.00500	0.0150		mg/L	1	04/29/11 06:04 PM
4-Methyl-2-pentanone	<0.00500	0.00500	0.0150		mg/L	1	04/29/11 06:04 PM
Acetone	7.83	0.500	1.50		mg/L	100	05/02/11 01:36 PM
Benzene	<0.000200	0.000200	0.00100		mg/L	1	04/29/11 06:04 PM
Bromodichloromethane	<0.000200	0.000200	0.00100		mg/L	1	04/29/11 06:04 PM
Bromoform	<0.000200	0.000200	0.00100		mg/L	1	04/29/11 06:04 PM
Bromomethane	<0.000300	0.000300	0.00100		mg/L	1	04/29/11 06:04 PM
Carbon disulfide	<0.00500	0.00500	0.0150		mg/L	1	04/29/11 06:04 PM
Carbon tetrachloride	<0.000200	0.000200	0.00100		mg/L	1	04/29/11 06:04 PM
Chlorobenzene	<0.000200	0.000200	0.00100		mg/L	1	04/29/11 06:04 PM
Chloroethane	<0.000300	0.000300	0.00100		mg/L	1	04/29/11 06:04 PM
Chloroform	<0.000300	0.000300	0.00100		mg/L	1	04/29/11 06:04 PM
Chloromethane	<0.000300	0.000300	0.00100		mg/L	1	04/29/11 06:04 PM
cis-1,2-Dichloroethene	<0.000200	0.000200	0.00100		mg/L	1	04/29/11 06:04 PM
cis-1,3-Dichloropropene	<0.000200	0.000200	0.00100		mg/L	1	04/29/11 06:04 PM
Cyclohexane	<0.00500	0.00500	0.0150	N	mg/L	1	04/29/11 06:04 PM
Dibromochloromethane	<0.000200	0.000200	0.00100		mg/L	1	04/29/11 06:04 PM
Dichlorodifluoromethane	<0.000200	0.000200	0.00100		mg/L	1	04/29/11 06:04 PM
Ethylbenzene	<0.000300	0.000300	0.00100		mg/L	1	04/29/11 06:04 PM
Isopropylbenzene	<0.000200	0.000200	0.00100		mg/L	1	04/29/11 06:04 PM
m,p-Xylene	<0.000600	0.000600	0.00200		mg/L	1	04/29/11 06:04 PM
Methyl Acetate	<0.00500	0.00500	0.0150		mg/L	1	04/29/11 06:04 PM

Qualifiers: See Final Page of Report for MQLs and MDLs

B	Analyte detected in the associated Method Blank	J	Analyte detected between SDL and RL
C	Sample Result or QC discussed in the Case Narrative	N	Parameter not NELAC certified
DF	Dilution Factor	ND	Not Detected at the SDL
E	TPH pattern not Gas or Diesel Range Pattern	RL	Reporting Limit (MQL adjusted for moisture and sample size)
		S	Spike Recovery outside control limits
		SDL	Sample Detection Limit

DHL Analytical

Date: 05/06/11

CLIENT:	Geo Strata Environmental Consultants	Client Sample ID:	WASTE
Project:	Hillcrest CEI	Lab ID:	1104205-06
Project No:	760-SL11	Collection Date:	04/28/11 02:40 PM
Lab Order:	1104205	Matrix:	Aqueous

Analyses	Result	SDL	RL	Qual	Units	DF	Date Analyzed
Methyl tert-butyl ether	<0.000300	0.000300	0.00100		mg/L	1	04/29/11 06:04 PM
Methylcyclohexane	<0.00500	0.00500	0.0150		mg/L	1	04/29/11 06:04 PM
Methylene chloride	<0.00250	0.00250	0.00250		mg/L	1	04/29/11 06:04 PM
o-Xylene	<0.000300	0.000300	0.00100		mg/L	1	04/29/11 06:04 PM
Styrene	<0.000200	0.000200	0.00100		mg/L	1	04/29/11 06:04 PM
Tetrachloroethene	<0.000600	0.000600	0.00200		mg/L	1	04/29/11 06:04 PM
Toluene	0.000710	0.000600	0.00200	J	mg/L	1	04/29/11 06:04 PM
trans-1,2-Dichloroethene	<0.000200	0.000200	0.00100		mg/L	1	04/29/11 06:04 PM
trans-1,3-Dichloropropene	<0.000200	0.000200	0.00100		mg/L	1	04/29/11 06:04 PM
Trichloroethene	<0.000600	0.000600	0.00200		mg/L	1	04/29/11 06:04 PM
Trichlorofluoromethane	<0.000200	0.000200	0.00100		mg/L	1	04/29/11 06:04 PM
Vinyl chloride	<0.000100	0.000100	0.00100		mg/L	1	04/29/11 06:04 PM
Surr: 1,2-Dichloroethane-d4	103	0	72 - 119		%REC	1	04/29/11 06:04 PM
Surr: 1,2-Dichloroethane-d4	107	0	72 - 119		%REC	100	05/02/11 01:36 PM
Surr: 4-Bromofluorobenzene	97.6	0	76 - 119		%REC	1	04/29/11 06:04 PM
Surr: 4-Bromofluorobenzene	97.9	0	76 - 119		%REC	100	05/02/11 01:36 PM
Surr: Dibromofluoromethane	99.6	0	85 - 115		%REC	1	04/29/11 06:04 PM
Surr: Dibromofluoromethane	103	0	85 - 115		%REC	100	05/02/11 01:36 PM
Surr: Toluene-d8	95.7	0	81 - 120		%REC	100	05/02/11 01:36 PM
Surr: Toluene-d8	96.2	0	81 - 120		%REC	1	04/29/11 06:04 PM

Qualifiers: See Final Page of Report for MQLs and MDLs

B	Analyte detected in the associated Method Blank	J	Analyte detected between SDL and RL
C	Sample Result or QC discussed in the Case Narrative	N	Parameter not NELAC certified
DF	Dilution Factor	ND	Not Detected at the SDL
E	TPH pattern not Gas or Diesel Range Pattern	RL	Reporting Limit (MQL adjusted for moisture and sample size)
		S	Spike Recovery outside control limits
		SDL	Sample Detection Limit

CLIENT: Geo Strata Environmental Consultants
Work Order: 1104205
Project: Hillcrest CEI

ANALYTICAL QC SUMMARY REPORT

RunID: GC12_110429A

Sample ID:	MB-46117	Batch ID:	46117		TestNo:		TX1005		Units:		mg/L
SampType:	MBLK	Run ID:	GC12_110429A		Analysis Date:		04/29/11 02:45 PM		Prep Date:		04/29/11
Analyte		Result	RL	SPK value	Ref Val	%REC	LowLimit	HighLimit	%RPD	RPD Limit	Qual
T/R Hydrocarbons: C6-C12		<0.700	2.00								
T/R Hydrocarbons: >C12-C28		<0.700	2.00								
T/R Hydrocarbons: >C28-C35		<0.700	2.00								
T/R Hydrocarbons: C6-C35		<0.700	2.00								
Surr: Isopropylbenzene		2.94		2.500		118	70	130			
Surr: Octacosane		2.75		2.500		110	70	130			

Sample ID:	LCS-46117	Batch ID:	46117		TestNo:		TX1005		Units:		mg/L
SampType:	LCS	Run ID:	GC12_110429A		Analysis Date:		04/29/11 02:54 PM		Prep Date:		04/29/11
Analyte		Result	RL	SPK value	Ref Val	%REC	LowLimit	HighLimit	%RPD	RPD Limit	Qual
T/R Hydrocarbons: C6-C35		27.6	2.00	25.00	0	111	75	125			
Surr: Isopropylbenzene		2.89		2.500		115	70	130			
Surr: Octacosane		2.75		2.500		110	70	130			

Sample ID:	LCSD-46117	Batch ID:	46117		TestNo:		TX1005		Units:		mg/L
SampType:	LCSD	Run ID:	GC12_110429A		Analysis Date:		04/29/11 03:03 PM		Prep Date:		04/29/11
Analyte		Result	RL	SPK value	Ref Val	%REC	LowLimit	HighLimit	%RPD	RPD Limit	Qual
T/R Hydrocarbons: C6-C35		29.0	2.00	25.00	0	116	75	125	4.78	20	
Surr: Isopropylbenzene		3.00		2.500		120	70	130	0	0	
Surr: Octacosane		2.83		2.500		113	70	130	0	0	

Sample ID:	1104204-01BMS	Batch ID:	46117		TestNo:		TX1005		Units:		mg/L
SampType:	MS	Run ID:	GC12_110429A		Analysis Date:		04/29/11 04:42 PM		Prep Date:		04/29/11
Analyte		Result	RL	SPK value	Ref Val	%REC	LowLimit	HighLimit	%RPD	RPD Limit	Qual
T/R Hydrocarbons: C6-C35		26.7	1.96	24.55	0	109	75	125			
Surr: Isopropylbenzene		2.77		2.455		113	70	130			
Surr: Octacosane		2.60		2.455		106	70	130			

Sample ID:	1104204-01BMSD	Batch ID:	46117		TestNo:		TX1005		Units:		mg/L
SampType:	MSD	Run ID:	GC12_110429A		Analysis Date:		04/29/11 04:51 PM		Prep Date:		04/29/11
Analyte		Result	RL	SPK value	Ref Val	%REC	LowLimit	HighLimit	%RPD	RPD Limit	Qual
T/R Hydrocarbons: C6-C35		25.7	1.99	24.83	0	103	75	125	4.16	20	
Surr: Isopropylbenzene		2.69		2.483		108	70	130	0	0	
Surr: Octacosane		2.54		2.483		102	70	130	0	0	

Qualifiers:

B	Analyte detected in the associated Method Blank	R	RPD outside accepted control limits
DF	Dilution Factor	RL	Reporting Limit
J	Analyte detected between MDL and RL	S	Spike Recovery outside control limits
MDL	Method Detection Limit	J	Analyte detected between SDL and RL
ND	Not Detected at the Method Detection Limit	N	Parameter not NELAC certified

CLIENT: Geo Strata Environmental Consultants
Work Order: 1104205
Project: Hillcrest CEI

ANALYTICAL QC SUMMARY REPORT

RunID: GC12_110429A

Sample ID:	ICV-110429	Batch ID:	R54670		TestNo:		TX1005		Units:		mg/L
SampType:	ICV	Run ID:	GC12_110429A		Analysis Date:		04/29/11 08:23 AM		Prep Date:		
Analyte		Result	RL	SPK value	Ref Val	%REC	LowLimit	HighLimit	%RPD	RPD Limit	Qual
T/R Hydrocarbons: C6-C35		1010	2.00	1000	0	101	75	125			
Surr: Isopropylbenzene		52.6		50.00		105	70	130			
Surr: Octacosane		48.8		50.00		97.5	70	130			

Sample ID:	CCV2-110429	Batch ID:	R54670		TestNo:		TX1005		Units:		mg/L
SampType:	CCV	Run ID:	GC12_110429A		Analysis Date:		04/29/11 02:33 PM		Prep Date:		
Analyte		Result	RL	SPK value	Ref Val	%REC	LowLimit	HighLimit	%RPD	RPD Limit	Qual
T/R Hydrocarbons: C6-C35		504	2.00	500.0	0	101	75	125			
Surr: Isopropylbenzene		26.6		25.00		106	70	130			
Surr: Octacosane		27.3		25.00		109	70	130			

Sample ID:	CCV3-110429	Batch ID:	R54670		TestNo:		TX1005		Units:		mg/L
SampType:	CCV	Run ID:	GC12_110429A		Analysis Date:		04/29/11 05:00 PM		Prep Date:		
Analyte		Result	RL	SPK value	Ref Val	%REC	LowLimit	HighLimit	%RPD	RPD Limit	Qual
T/R Hydrocarbons: C6-C35		544	2.00	500.0	0	109	75	125			
Surr: Isopropylbenzene		28.7		25.00		115	70	130			
Surr: Octacosane		28.8		25.00		115	70	130			

Qualifiers:

B	Analyte detected in the associated Method Blank	R	RPD outside accepted control limits
DF	Dilution Factor	RL	Reporting Limit
J	Analyte detected between MDL and RL	S	Spike Recovery outside control limits
MDL	Method Detection Limit	J	Analyte detected between SDL and RL
ND	Not Detected at the Method Detection Limit	N	Parameter not NELAC certified

CLIENT: Geo Strata Environmental Consultants
Work Order: 1104205
Project: Hillcrest CEI

ANALYTICAL QC SUMMARY REPORT

RunID: GCMS5_110429A

Sample ID:	LCS-46120	Batch ID:	46120		TestNo:		SW8260C		Units:		mg/L
SampType:	LCS	Run ID:	GCMS5_110429A		Analysis Date:		04/29/11 02:47 PM		Prep Date:		04/29/11
Analyte		Result	RL	SPK value	Ref Val	%REC	LowLimit	HighLimit	%RPD	RPD Limit	Qual
1,1,1-Trichloroethane		0.0232	0.00100	0.0232	0	100	67	132			
1,1,2,2-Tetrachloroethane		0.0215	0.00100	0.0232	0	92.7	63	128			
1,1,2-Trichloroethane		0.0234	0.00100	0.0232	0	101	75	125			
1,1,2-Trichlorotrifluoroethane		0.0204	0.0150	0.0232	0	88.1	67	125			
1,1-Dichloroethane		0.0217	0.00100	0.0232	0	93.6	69	133			
1,1-Dichloroethene		0.0202	0.00100	0.0232	0	87.1	68	130			
1,2,4-Trichlorobenzene		0.0220	0.00500	0.0232	0	94.7	66	134			
1,2-Dibromo-3-chloropropane		0.0206	0.0100	0.0232	0	88.9	50	132			
1,2-Dibromoethane		0.0224	0.00100	0.0232	0	96.8	80	121			
1,2-Dichlorobenzene		0.0231	0.00100	0.0232	0	99.4	75	122			
1,2-Dichloroethane		0.0239	0.00100	0.0232	0	103	69	132			
1,2-Dichloropropane		0.0227	0.00100	0.0232	0	98.0	75	125			
1,3-Dichlorobenzene		0.0232	0.00100	0.0232	0	99.8	75	124			
1,4-Dichlorobenzene		0.0227	0.00100	0.0232	0	97.8	74	123			
2-Butanone		0.0210	0.0150	0.0232	0	90.7	49	136			
2-Hexanone		0.0208	0.0150	0.0232	0	89.6	50	150			
4-Methyl-2-pentanone		0.0223	0.0150	0.0232	0	96.0	60	134			
Acetone		0.0230	0.0150	0.0232	0	99.1	40	135			
Benzene		0.0223	0.00100	0.0232	0	96.1	81	122			
Bromodichloromethane		0.0239	0.00100	0.0232	0	103	76	121			
Bromoform		0.0231	0.00100	0.0232	0	99.5	69	128			
Bromomethane		0.0262	0.00100	0.0232	0	113	53	141			
Carbon disulfide		0.0211	0.0150	0.0232	0	90.8	50	150			
Carbon tetrachloride		0.0236	0.00100	0.0232	0	102	66	138			
Chlorobenzene		0.0227	0.00100	0.0232	0	97.9	81	122			
Chloroethane		0.0280	0.00100	0.0232	0	121	58	133			
Chloroform		0.0231	0.00100	0.0232	0	99.5	69	128			
Chloromethane		0.0238	0.00100	0.0232	0	103	56	131			
cis-1,2-Dichloroethene		0.0226	0.00100	0.0232	0	97.5	72	126			
cis-1,3-Dichloropropene		0.0237	0.00100	0.0232	0	102	69	131			
Cyclohexane		0.0190	0.0150	0.0232	0	81.8	40	161			N
Dibromochloromethane		0.0223	0.00100	0.0232	0	95.9	66	133			
Dichlorodifluoromethane		0.0253	0.00100	0.0232	0	109	53	153			
Ethylbenzene		0.0229	0.00100	0.0232	0	98.6	80	120			
Isopropylbenzene		0.0226	0.00100	0.0232	0	97.2	75	127			
m,p-Xylene		0.0465	0.00200	0.0464	0	100	80	120			
Methyl Acetate		0.0174	0.0150	0.0232	0	74.8	50	150			
Methyl tert-butyl ether		0.0221	0.00100	0.0232	0	95.4	68	123			
Methylcyclohexane		0.0192	0.0150	0.0232	0	82.9	70	130			
Methylene chloride		0.0244	0.00250	0.0232	0	105	63	137			
o-Xylene		0.0228	0.00100	0.0232	0	98.2	80	120			
Styrene		0.0227	0.00100	0.0232	0	97.8	65	134			
Tetrachloroethene		0.0231	0.00200	0.0232	0	99.6	66	128			
Toluene		0.0231	0.00200	0.0232	0	99.7	80	120			

Qualifiers:				
	B	Analyte detected in the associated Method Blank	R	RPD outside accepted control limits
	DF	Dilution Factor	RL	Reporting Limit
	J	Analyte detected between MDL and RL	S	Spike Recovery outside control limits
	MDL	Method Detection Limit	J	Analyte detected between SDL and RL
	ND	Not Detected at the Method Detection Limit	N	Parameter not NELAC certified

CLIENT: Geo Strata Environmental Consultants
Work Order: 1104205
Project: Hillcrest CEI

ANALYTICAL QC SUMMARY REPORT

RunID: GCMS5_110429A

trans-1,2-Dichloroethene	0.0212	0.00100	0.0232	0	91.4	63	137
trans-1,3-Dichloropropene	0.0244	0.00100	0.0232	0	105	59	135
Trichloroethene	0.0237	0.00200	0.0232	0	102	70	127
Trichlorofluoromethane	0.0261	0.00100	0.0232	0	112	57	129
Vinyl chloride	0.0255	0.00100	0.0232	0	110	50	134
Surr: 1,2-Dichloroethane-d4	206		200.0		103	72	119
Surr: 4-Bromofluorobenzene	194		200.0		97.2	76	119
Surr: Dibromofluoromethane	203		200.0		101	85	115
Surr: Toluene-d8	194		200.0		97.1	81	120

Sample ID:	MB-46120	Batch ID:	46120	TestNo:	SW8260C	Units:	mg/L
SampType:	MBLK	Run ID:	GCMS5_110429A	Analysis Date:	04/29/11 03:36 PM	Prep Date:	04/29/11

Analyte	Result	RL	SPK value	Ref Val	%REC	LowLimit	HighLimit	%RPD	RPD Limit	Qual
1,1,1-Trichloroethane	<0.000200	0.00100								
1,1,2,2-Tetrachloroethane	<0.000200	0.00100								
1,1,2-Trichloroethane	<0.000200	0.00100								
1,1,2-Trichlorotrifluoroethane	<0.00500	0.0150								
1,1-Dichloroethane	<0.000200	0.00100								
1,1-Dichloroethene	<0.000200	0.00100								
1,2,4-Trichlorobenzene	<0.00150	0.00500								
1,2-Dibromo-3-chloropropane	<0.00300	0.0100								
1,2-Dibromoethane	<0.000200	0.00100								
1,2-Dichlorobenzene	<0.000300	0.00100								
1,2-Dichloroethane	<0.000300	0.00100								
1,2-Dichloropropane	<0.000200	0.00100								
1,3-Dichlorobenzene	<0.000300	0.00100								
1,4-Dichlorobenzene	<0.000300	0.00100								
2-Butanone	<0.00500	0.0150								
2-Hexanone	<0.00500	0.0150								
4-Methyl-2-pentanone	<0.00500	0.0150								
Acetone	<0.00500	0.0150								
Benzene	<0.000200	0.00100								
Bromodichloromethane	<0.000200	0.00100								
Bromoform	<0.000200	0.00100								
Bromomethane	<0.000300	0.00100								
Carbon disulfide	<0.00500	0.0150								
Carbon tetrachloride	<0.000200	0.00100								
Chlorobenzene	<0.000200	0.00100								
Chloroethane	<0.000300	0.00100								
Chloroform	<0.000300	0.00100								
Chloromethane	<0.000300	0.00100								
cis-1,2-Dichloroethene	<0.000200	0.00100								
cis-1,3-Dichloropropene	<0.000200	0.00100								
Cyclohexane	<0.00500	0.0150								N
Dibromochloromethane	<0.000200	0.00100								
Dichlorodifluoromethane	<0.000200	0.00100								
Ethylbenzene	<0.000300	0.00100								

Qualifiers:

B	Analyte detected in the associated Method Blank	R	RPD outside accepted control limits
DF	Dilution Factor	RL	Reporting Limit
J	Analyte detected between MDL and RL	S	Spike Recovery outside control limits
MDL	Method Detection Limit	J	Analyte detected between SDL and RL
ND	Not Detected at the Method Detection Limit	N	Parameter not NELAC certified

CLIENT: Geo Strata Environmental Consultants
Work Order: 1104205
Project: Hillcrest CEI

ANALYTICAL QC SUMMARY REPORT

RunID: GCMS5_110429A

Isopropylbenzene	<0.000200	0.00100				
m,p-Xylene	<0.000600	0.00200				
Methyl Acetate	<0.00500	0.0150				
Methyl tert-butyl ether	<0.000300	0.00100				
Methylcyclohexane	<0.00500	0.0150				
Methylene chloride	<0.00250	0.00250				
o-Xylene	<0.000300	0.00100				
Styrene	<0.000200	0.00100				
Tetrachloroethene	<0.000600	0.00200				
Toluene	<0.000600	0.00200				
trans-1,2-Dichloroethene	<0.000200	0.00100				
trans-1,3-Dichloropropene	<0.000200	0.00100				
Trichloroethene	<0.000600	0.00200				
Trichlorofluoromethane	<0.000200	0.00100				
Vinyl chloride	<0.000100	0.00100				
Surr: 1,2-Dichloroethane-d4	210		200.0	105	72	119
Surr: 4-Bromofluorobenzene	196		200.0	97.9	76	119
Surr: Dibromofluoromethane	209		200.0	104	85	115
Surr: Toluene-d8	191		200.0	95.5	81	120

Sample ID:	1104205-04AMS	Batch ID:	46120	TestNo:	SW8260C	Units:	mg/L
SampType:	MS	Run ID:	GCMS5_110429A	Analysis Date:	04/29/11 08:07 PM	Prep Date:	04/29/11

Analyte	Result	RL	SPK value	Ref Val	%REC	LowLimit	HighLimit	%RPD	RPD Limit	Qual
1,1,1-Trichloroethane	0.0234	0.00100	0.0232	0	101	67	132			
1,1,2,2-Tetrachloroethane	0.0221	0.00100	0.0232	0	95.2	63	128			
1,1,2-Trichloroethane	0.0244	0.00100	0.0232	0	105	75	125			
1,1,2-Trichlorotrifluoroethane	0.0240	0.0150	0.0232	0	103	67	125			
1,1-Dichloroethane	0.0216	0.00100	0.0232	0	93.2	69	133			
1,1-Dichloroethene	0.0198	0.00100	0.0232	0	85.1	68	130			
1,2,4-Trichlorobenzene	0.0201	0.00500	0.0232	0	86.8	66	134			
1,2-Dibromo-3-chloropropane	0.0211	0.0100	0.0232	0	90.9	50	132			
1,2-Dibromoethane	0.0223	0.00100	0.0232	0	96.3	80	121			
1,2-Dichlorobenzene	0.0226	0.00100	0.0232	0	97.5	75	125			
1,2-Dichloroethane	0.0248	0.00100	0.0232	0	107	68	132			
1,2-Dichloropropane	0.0224	0.00100	0.0232	0	96.5	75	125			
1,3-Dichlorobenzene	0.0224	0.00100	0.0232	0	96.5	75	124			
1,4-Dichlorobenzene	0.0223	0.00100	0.0232	0	95.9	74	123			
2-Butanone	0.0217	0.0150	0.0232	0	93.5	49	136			
2-Hexanone	0.0200	0.0150	0.0232	0	86.4	50	150			
4-Methyl-2-pentanone	0.0219	0.0150	0.0232	0	94.5	60	135			
Acetone	0.0242	0.0150	0.0232	0	104	40	135			
Benzene	0.0220	0.00100	0.0232	0	95.0	81	120			
Bromodichloromethane	0.0241	0.00100	0.0232	0	104	76	121			
Bromoform	0.0226	0.00100	0.0232	0	97.6	69	128			
Bromomethane	0.0214	0.00100	0.0232	0	92.2	53	141			
Carbon disulfide	0.0204	0.0150	0.0232	0	88.1	50	150			
Carbon tetrachloride	0.0238	0.00100	0.0232	0	102	66	138			

Qualifiers:

B	Analyte detected in the associated Method Blank	R	RPD outside accepted control limits
DF	Dilution Factor	RL	Reporting Limit
J	Analyte detected between MDL and RL	S	Spike Recovery outside control limits
MDL	Method Detection Limit	J	Analyte detected between SDL and RL
ND	Not Detected at the Method Detection Limit	N	Parameter not NELAC certified

CLIENT: Geo Strata Environmental Consultants
Work Order: 1104205
Project: Hillcrest CEI

ANALYTICAL QC SUMMARY REPORT

RunID: GCMS5_110429A

Chlorobenzene	0.0223	0.00100	0.0232	0	96.2	81	122	
Chloroethane	0.0269	0.00100	0.0232	0	116	58	133	
Chloroform	0.0239	0.00100	0.0232	0	103	69	128	
Chloromethane	0.0219	0.00100	0.0232	0	94.2	56	131	
cis-1,2-Dichloroethene	0.0217	0.00100	0.0232	0	93.6	72	126	
cis-1,3-Dichloropropene	0.0213	0.00100	0.0232	0	91.7	69	131	
Cyclohexane	0.0214	0.0150	0.0232	0	92.4	40	161	N
Dibromochloromethane	0.0221	0.00100	0.0232	0	95.3	66	133	
Dichlorodifluoromethane	0.0247	0.00100	0.0232	0	106	53	153	
Ethylbenzene	0.0223	0.00100	0.0232	0	96.2	80	120	
Isopropylbenzene	0.0213	0.00100	0.0232	0	91.8	75	127	
m,p-Xylene	0.0451	0.00200	0.0464	0	97.2	80	120	
Methyl Acetate	0.0198	0.0150	0.0232	0	85.1	50	150	
Methyl tert-butyl ether	0.0216	0.00100	0.0232	0	93.0	68	123	
Methylcyclohexane	0.0222	0.0150	0.0232	0	95.6	70	130	
Methylene chloride	0.0242	0.00250	0.0232	0	104	63	137	
o-Xylene	0.0220	0.00100	0.0232	0	94.7	80	120	
Styrene	0.000260	0.00100	0.0232	0	1.12	65	134	S
Tetrachloroethene	0.0229	0.00200	0.0232	0	98.5	66	128	
Toluene	0.0232	0.00200	0.0232	0	100	80	120	
trans-1,2-Dichloroethene	0.0205	0.00100	0.0232	0	88.4	63	137	
trans-1,3-Dichloropropene	0.0240	0.00100	0.0232	0	104	59	135	
Trichloroethene	0.0235	0.00200	0.0232	0	101	70	127	
Trichlorofluoromethane	0.0266	0.00100	0.0232	0	115	57	129	
Vinyl chloride	0.0240	0.00100	0.0232	0	103	50	134	
Surr: 1,2-Dichloroethane-d4	215		200.0		108	72	119	
Surr: 4-Bromofluorobenzene	192		200.0		96.1	76	119	
Surr: Dibromofluoromethane	205		200.0		103	85	115	
Surr: Toluene-d8	191		200.0		95.4	81	120	

Sample ID:	1104205-04AMSD	Batch ID:	46120	TestNo:	SW8260C	Units:	mg/L
SampType:	MSD	Run ID:	GCMS5_110429A	Analysis Date:	04/29/11 08:32 PM	Prep Date:	04/29/11

Analyte	Result	RL	SPK value	Ref Val	%REC	LowLimit	HighLimit	%RPD	RPD Limit	Qual
1,1,1-Trichloroethane	0.0230	0.00100	0.0232	0	99.1	67	132	1.77	20	
1,1,2,2-Tetrachloroethane	0.0206	0.00100	0.0232	0	88.7	63	128	7.03	20	
1,1,2-Trichloroethane	0.0230	0.00100	0.0232	0	99.3	75	125	5.65	20	
1,1,2-Trichlorotrifluoroethane	0.0234	0.0150	0.0232	0	101	67	125	2.58	20	
1,1-Dichloroethane	0.0212	0.00100	0.0232	0	91.2	69	133	2.24	20	
1,1-Dichloroethene	0.0190	0.00100	0.0232	0	82.0	68	130	3.71	20	
1,2,4-Trichlorobenzene	0.0199	0.00500	0.0232	0	85.7	66	134	1.25	20	
1,2-Dibromo-3-chloropropane	0.0201	0.0100	0.0232	0	86.4	50	132	5.06	20	
1,2-Dibromoethane	0.0214	0.00100	0.0232	0	92.2	80	121	4.25	20	
1,2-Dichlorobenzene	0.0222	0.00100	0.0232	0	95.5	75	125	2.06	20	
1,2-Dichloroethane	0.0239	0.00100	0.0232	0	103	68	132	3.69	20	
1,2-Dichloropropane	0.0218	0.00100	0.0232	0	94.0	75	125	2.58	20	
1,3-Dichlorobenzene	0.0218	0.00100	0.0232	0	94.2	75	124	2.44	20	
1,4-Dichlorobenzene	0.0216	0.00100	0.0232	0	93.1	74	123	3.06	20	

Qualifiers:

B	Analyte detected in the associated Method Blank	R	RPD outside accepted control limits
DF	Dilution Factor	RL	Reporting Limit
J	Analyte detected between MDL and RL	S	Spike Recovery outside control limits
MDL	Method Detection Limit	J	Analyte detected between SDL and RL
ND	Not Detected at the Method Detection Limit	N	Parameter not NELAC certified

CLIENT: Geo Strata Environmental Consultants
Work Order: 1104205
Project: Hillcrest CEI

ANALYTICAL QC SUMMARY REPORT

RunID: GCMS5_110429A

2-Butanone	0.0195	0.0150	0.0232	0	84.1	49	136	10.6	20	
2-Hexanone	0.0190	0.0150	0.0232	0	82.1	50	150	5.12	20	
4-Methyl-2-pentanone	0.0205	0.0150	0.0232	0	88.2	60	135	6.89	20	
Acetone	0.0222	0.0150	0.0232	0	95.7	40	135	8.62	20	
Benzene	0.0215	0.00100	0.0232	0	92.6	81	120	2.53	20	
Bromodichloromethane	0.0234	0.00100	0.0232	0	101	76	121	2.65	20	
Bromoform	0.0216	0.00100	0.0232	0	93.3	69	128	4.56	20	
Bromomethane	0.0237	0.00100	0.0232	0	102	53	141	10.4	20	
Carbon disulfide	0.0201	0.0150	0.0232	0	86.6	50	150	1.68	20	
Carbon tetrachloride	0.0235	0.00100	0.0232	0	101	66	138	1.02	20	
Chlorobenzene	0.0218	0.00100	0.0232	0	94.1	81	122	2.17	20	
Chloroethane	0.0262	0.00100	0.0232	0	113	58	133	2.94	20	
Chloroform	0.0231	0.00100	0.0232	0	99.7	69	128	3.06	20	
Chloromethane	0.0222	0.00100	0.0232	0	95.6	56	131	1.50	20	
cis-1,2-Dichloroethene	0.0217	0.00100	0.0232	0	93.4	72	126	0.277	20	
cis-1,3-Dichloropropene	0.0210	0.00100	0.0232	0	90.5	69	131	1.33	20	
Cyclohexane	0.0212	0.0150	0.0232	0	91.6	40	161	0.891	20	N
Dibromochloromethane	0.0214	0.00100	0.0232	0	92.3	66	133	3.17	20	
Dichlorodifluoromethane	0.0244	0.00100	0.0232	0	105	53	153	1.26	20	
Ethylbenzene	0.0216	0.00100	0.0232	0	93.3	80	120	3.05	20	
Isopropylbenzene	0.0208	0.00100	0.0232	0	89.7	75	127	2.38	20	
m,p-Xylene	0.0440	0.00200	0.0464	0	94.9	80	120	2.38	20	
Methyl Acetate	0.0182	0.0150	0.0232	0	78.5	50	150	8.11	20	
Methyl tert-butyl ether	0.0207	0.00100	0.0232	0	89.0	68	123	4.36	20	
Methylcyclohexane	0.0220	0.0150	0.0232	0	94.7	70	130	0.861	20	
Methylene chloride	0.0236	0.00250	0.0232	0	102	63	137	2.26	20	
o-Xylene	0.0216	0.00100	0.0232	0	93.1	80	120	1.74	20	
Styrene	0.000670	0.00100	0.0232	0	2.89	65	134	88.2	20	SR
Tetrachloroethene	0.0220	0.00200	0.0232	0	94.9	66	128	3.74	20	
Toluene	0.0223	0.00200	0.0232	0	96.3	80	120	3.82	20	
trans-1,2-Dichloroethene	0.0204	0.00100	0.0232	0	88.0	63	137	0.538	20	
trans-1,3-Dichloropropene	0.0229	0.00100	0.0232	0	98.6	59	135	4.95	20	
Trichloroethene	0.0229	0.00200	0.0232	0	98.6	70	127	2.72	20	
Trichlorofluoromethane	0.0254	0.00100	0.0232	0	110	57	129	4.53	20	
Vinyl chloride	0.0239	0.00100	0.0232	0	103	50	134	0.543	20	
Surr: 1,2-Dichloroethane-d4	214		200.0		107	72	119	0	0	
Surr: 4-Bromofluorobenzene	194		200.0		96.9	76	119	0	0	
Surr: Dibromofluoromethane	208		200.0		104	85	115	0	0	
Surr: Toluene-d8	192		200.0		96.2	81	120	0	0	

Qualifiers:

B	Analyte detected in the associated Method Blank	R	RPD outside accepted control limits
DF	Dilution Factor	RL	Reporting Limit
J	Analyte detected between MDL and RL	S	Spike Recovery outside control limits
MDL	Method Detection Limit	J	Analyte detected between SDL and RL
ND	Not Detected at the Method Detection Limit	N	Parameter not NELAC certified

CLIENT: Geo Strata Environmental Consultants
Work Order: 1104205
Project: Hillcrest CEI

ANALYTICAL QC SUMMARY REPORT

RunID: GCMS5_110429A

Sample ID:	ICV-110429	Batch ID:	R54678		TestNo:		SW8260C		Units:		mg/L
SampType:	ICV	Run ID:	GCMS5_110429A		Analysis Date:		04/29/11 02:22 PM		Prep Date:		
Analyte		Result	RL	SPK value	Ref Val	%REC	LowLimit	HighLimit	%RPD	RPD Limit	Qual
1,1,1-Trichloroethane		0.0482	0.00100	0.0464	0	104	70	130			
1,1,2,2-Tetrachloroethane		0.0440	0.00100	0.0464	0	94.9	70	130			
1,1,2-Trichloroethane		0.0493	0.00100	0.0464	0	106	70	130			
1,1,2-Trichlorotrifluoroethane		0.0496	0.0150	0.0464	0	107	70	130			
1,1-Dichloroethane		0.0444	0.00100	0.0464	0	95.7	70	130			
1,1-Dichloroethene		0.0414	0.00100	0.0464	0	89.2	80	120			
1,2,4-Trichlorobenzene		0.0464	0.00500	0.0464	0	100	70	130			
1,2-Dibromo-3-chloropropane		0.0431	0.0100	0.0464	0	92.8	70	130			
1,2-Dibromoethane		0.0478	0.00100	0.0464	0	103	70	130			
1,2-Dichlorobenzene		0.0471	0.00100	0.0464	0	102	70	130			
1,2-Dichloroethane		0.0494	0.00100	0.0464	0	107	70	130			
1,2-Dichloropropane		0.0469	0.00100	0.0464	0	101	70	130			
1,3-Dichlorobenzene		0.0462	0.00100	0.0464	0	99.6	70	130			
1,4-Dichlorobenzene		0.0456	0.00100	0.0464	0	98.2	70	130			
2-Butanone		0.0462	0.0150	0.0464	0	99.6	70	130			
2-Hexanone		0.0449	0.0150	0.0464	0	96.8	70	130			
4-Methyl-2-pentanone		0.0505	0.0150	0.0464	0	109	70	130			
Acetone		0.0428	0.0150	0.0464	0	92.1	70	130			
Benzene		0.0451	0.00100	0.0464	0	97.2	70	130			
Bromodichloromethane		0.0502	0.00100	0.0464	0	108	70	130			
Bromoform		0.0496	0.00100	0.0464	0	107	70	130			
Bromomethane		0.0462	0.00100	0.0464	0	99.7	70	130			
Carbon disulfide		0.0442	0.0150	0.0464	0	95.3	70	130			
Carbon tetrachloride		0.0492	0.00100	0.0464	0	106	70	130			
Chlorobenzene		0.0456	0.00100	0.0464	0	98.3	70	130			
Chloroethane		0.0546	0.00100	0.0464	0	118	70	130			
Chloroform		0.0478	0.00100	0.0464	0	103	80	120			
Chloromethane		0.0472	0.00100	0.0464	0	102	70	130			
cis-1,2-Dichloroethene		0.0460	0.00100	0.0464	0	99.2	70	130			
cis-1,3-Dichloropropene		0.0501	0.00100	0.0464	0	108	70	130			
Cyclohexane		0.0450	0.0150	0.0464	0	97.0	70	130			N
Dibromochloromethane		0.0473	0.00100	0.0464	0	102	70	130			
Dichlorodifluoromethane		0.0505	0.00100	0.0464	0	109	70	130			
Ethylbenzene		0.0459	0.00100	0.0464	0	98.9	80	120			
Isopropylbenzene		0.0458	0.00100	0.0464	0	98.7	70	130			
m,p-Xylene		0.0943	0.00200	0.0928	0	102	70	130			
Methyl Acetate		0.0456	0.0150	0.0464	0	98.3	70	130			
Methyl tert-butyl ether		0.0469	0.00100	0.0464	0	101	70	130			
Methylcyclohexane		0.0458	0.0150	0.0464	0	98.8	70	130			
Methylene chloride		0.0424	0.00250	0.0464	0	91.4	70	130			
o-Xylene		0.0479	0.00100	0.0464	0	103	70	130			
Styrene		0.0470	0.00100	0.0464	0	101	70	130			
Tetrachloroethene		0.0472	0.00200	0.0464	0	102	70	130			
Toluene		0.0465	0.00200	0.0464	0	100	80	120			

Qualifiers:				
	B	Analyte detected in the associated Method Blank	R	RPD outside accepted control limits
	DF	Dilution Factor	RL	Reporting Limit
	J	Analyte detected between MDL and RL	S	Spike Recovery outside control limits
	MDL	Method Detection Limit	J	Analyte detected between SDL and RL
	ND	Not Detected at the Method Detection Limit	N	Parameter not NELAC certified

CLIENT: Geo Strata Environmental Consultants
Work Order: 1104205
Project: Hillcrest CEI

ANALYTICAL QC SUMMARY REPORT

RunID: GCMS5_110429A

trans-1,2-Dichloroethene	0.0438	0.00100	0.0464	0	94.4	70	130
trans-1,3-Dichloropropene	0.0524	0.00100	0.0464	0	113	70	130
Trichloroethene	0.0477	0.00200	0.0464	0	103	70	130
Trichlorofluoromethane	0.0538	0.00100	0.0464	0	116	70	130
Vinyl chloride	0.0517	0.00100	0.0464	0	111	80	120
Surr: 1,2-Dichloroethane-d4	214		200.0		107	72	119
Surr: 4-Bromofluorobenzene	190		200.0		94.9	76	119
Surr: Dibromofluoromethane	205		200.0		103	85	115
Surr: Toluene-d8	194		200.0		97.1	81	120

Qualifiers:

B	Analyte detected in the associated Method Blank	R	RPD outside accepted control limits
DF	Dilution Factor	RL	Reporting Limit
J	Analyte detected between MDL and RL	S	Spike Recovery outside control limits
MDL	Method Detection Limit	J	Analyte detected between SDL and RL
ND	Not Detected at the Method Detection Limit	N	Parameter not NELAC certified

CLIENT: Geo Strata Environmental Consultants
Work Order: 1104205
Project: Hillcrest CEI

ANALYTICAL QC SUMMARY REPORT

RunID: GCMS5_110502A

Sample ID:	SYS BLK-46120	Batch ID:	46120	TestNo:	SW8260C	Units:	mg/L
SampType:	MBLK	Run ID:	GCMS5_110502A	Analysis Date:	05/02/11 10:12 AM	Prep Date:	04/29/11

Analyte	Result	RL	SPK value	Ref Val	%REC	LowLimit	HighLimit	%RPD	RPD Limit	Qual
Acetone	<0.00500	0.0150								
Surr: 1,2-Dichloroethane-d4	202		200.0		101	72	119			
Surr: 4-Bromofluorobenzene	196		200.0		98.0	76	119			
Surr: Dibromofluoromethane	203		200.0		101	85	115			
Surr: Toluene-d8	194		200.0		96.9	81	120			

Qualifiers:

B	Analyte detected in the associated Method Blank	R	RPD outside accepted control limits
DF	Dilution Factor	RL	Reporting Limit
J	Analyte detected between MDL and RL	S	Spike Recovery outside control limits
MDL	Method Detection Limit	J	Analyte detected between SDL and RL
ND	Not Detected at the Method Detection Limit	N	Parameter not NELAC certified

CLIENT: Geo Strata Environmental Consultants
Work Order: 1104205
Project: Hillcrest CEI

ANALYTICAL QC SUMMARY REPORT

RunID: GCMS5_110502A

Sample ID:	ICV-110502	Batch ID:	R54699	TestNo:	SW8260C			Units:	mg/L
SampType:	ICV	Run ID:	GCMS5_110502A	Analysis Date:	05/02/11 09:21 AM			Prep Date:	

Analyte	Result	RL	SPK value	Ref Val	%REC	LowLimit	HighLimit	%RPD	RPD Limit	Qual
Acetone	0.0489	0.0150	0.0464	0	105	70	130			
Surr: 1,2-Dichloroethane-d4	205		200.0		103	72	119			
Surr: 4-Bromofluorobenzene	193		200.0		96.6	76	119			
Surr: Dibromofluoromethane	201		200.0		100	85	115			
Surr: Toluene-d8	192		200.0		96.0	81	120			

Qualifiers:				
	B	Analyte detected in the associated Method Blank	R	RPD outside accepted control limits
	DF	Dilution Factor	RL	Reporting Limit
	J	Analyte detected between MDL and RL	S	Spike Recovery outside control limits
	MDL	Method Detection Limit	J	Analyte detected between SDL and RL
	ND	Not Detected at the Method Detection Limit	N	Parameter not NELAC certified

CLIENT: Geo Strata Environmental Consultants
Work Order: 1104205
Project: Hillcrest CEI

MQL SUMMARY REPORT

TestNo: TX1005 Analyte	MDL mg/L	MQL mg/L
T/R Hydrocarbons: >C12-C28	0.700	2.00
T/R Hydrocarbons: >C28-C35	0.700	2.00
T/R Hydrocarbons: C6-C12	0.700	2.00
T/R Hydrocarbons: C6-C35	0.700	2.00

TestNo: SW8260C Analyte	MDL mg/L	MQL mg/L
1,1,1-Trichloroethane	0.000200	0.00100
1,1,2,2-Tetrachloroethane	0.000200	0.00100
1,1,2-Trichloroethane	0.000200	0.00100
1,1,2-Trichlorotrifluoroethane	0.00500	0.0150
1,1-Dichloroethane	0.000200	0.00100
1,1-Dichloroethene	0.000200	0.00100
1,2,4-Trichlorobenzene	0.00150	0.00500
1,2-Dibromo-3-chloropropane	0.00300	0.0100
1,2-Dibromoethane	0.000200	0.00100
1,2-Dichlorobenzene	0.000300	0.00100
1,2-Dichloroethane	0.000300	0.00100
1,2-Dichloropropane	0.000200	0.00100
1,3-Dichlorobenzene	0.000300	0.00100
1,4-Dichlorobenzene	0.000300	0.00100
2-Butanone	0.00500	0.0150
2-Hexanone	0.00500	0.0150
4-Methyl-2-pentanone	0.00500	0.0150
Acetone	0.00500	0.0150
Benzene	0.000200	0.00100
Bromodichloromethane	0.000200	0.00100
Bromoform	0.000200	0.00100
Bromomethane	0.000300	0.00100
Carbon disulfide	0.00500	0.0150
Carbon tetrachloride	0.000200	0.00100
Chlorobenzene	0.000200	0.00100
Chloroethane	0.000300	0.00100
Chloroform	0.000300	0.00100
Chloromethane	0.000300	0.00100
cis-1,2-Dichloroethene	0.000200	0.00100
cis-1,3-Dichloropropene	0.000200	0.00100
Cyclohexane	0.00500	0.0150
Dibromochloromethane	0.000200	0.00100
Dichlorodifluoromethane	0.000200	0.00100
Ethylbenzene	0.000300	0.00100
Isopropylbenzene	0.000200	0.00100
m,p-Xylene	0.000600	0.00200
Methyl Acetate	0.00500	0.0150
Methyl tert-butyl ether	0.000300	0.00100
Methylcyclohexane	0.00500	0.0150
Methylene chloride	0.00250	0.00250
o-Xylene	0.000300	0.00100
Styrene	0.000200	0.00100
Tetrachloroethene	0.000600	0.00200
Toluene	0.000600	0.00200
trans-1,2-Dichloroethene	0.000200	0.00100
trans-1,3-Dichloropropene	0.000200	0.00100
Trichloroethene	0.000600	0.00200
Trichlorofluoromethane	0.000200	0.00100
Vinyl chloride	0.000100	0.00100

Qualifiers:
MQL - Method Quantitation Limit as defined by TRRP
MDL - Method Detection Limit as defined by TRRP

ANALYTICAL REPORT

Job Number: 560-25704-1

SDG Number: April 26, 2011

Job Description: Sulfolane & PAH Analysis

For:
Geo Strata Environmental Consultants Inc
4718 College Park
San Antonio, TX 78249

Attention: Cheri Krieg

Approved for release.
Timothy L. Kellogg
Project Manager II
5/26/2011 4:05 PM

Timothy L. Kellogg
Project Manager II
tim.kellogg@testamericainc.com
05/26/2011

The test results entered in this report meet all NELAC requirements for accredited parameters. Any exceptions to NELAC requirements are noted in the report. Pursuant to NELAC, this report may not be reproduced except in full, and with written approval from the laboratory. TestAmerica Corpus Christi Certifications and Approvals: NELAC TX T104704210-TX, NELAC KS E-10362, Oklahoma 9968, USDA Soil Permit P330.

TestAmerica
THE LEADER IN ENVIRONMENTAL TESTING

TestAmerica Corpus Christi
TRRP Data Package Cover Page

Job Number: 560-25704-1
Project Name/Number: Sulfolane & PAH Analysis

This Data Package consists of:

This signature page, the laboratory review checklist, and the following Reportable Data:

- ☒ R1 Field Chain-of-Custody Form
- ☒ R2 Sample Identification Cross-reference;
- ☒ R3 Test Reports (Analytical Data Sheets) for each environmental sample that includes:
  - a) Items consistent with NELAC Chapter 5
  - b) dilution factors,
  - c) preparation methods,
  - d) cleanup methods, and
  - e) if required for the project, tentatively identified compounds (TICs).
- ☒ R4 Surrogate Recovery Data including:
  - a) Calculated recovery (%R), and
  - b) The laboratory's surrogate QC limits.
- ☒ R5 Test Reports/Summary Forms for Blank Samples;
- ☒ R6 Test Reports/Summary Forms for Laboratory Control Samples (LCSs) including:
  - a) LCS spiking amounts,
  - b) Calculated %R for each analyte, and
  - d) The laboratory's LCS QC limits
- ☒ R7 Test Reports for Matrix Spike/Matrix Spike Duplicates (MS/MSDs) including:
  - a) Samples associated with the MS/MSD clearly identified,
  - b) MS/MSD spiking amounts,
  - c) Concentration of each MS/MSD analyte measured in the parent and spiked sample,
  - d) Calculated %Rs and relative percent differences (RPDs), and
  - e) The laboratory's MS/MSD QC limits
- ☒ R8 Laboratory analytical duplicates (if applicable) recovery and precision, including:
  - a) the amount of analyte measured in the duplicate,
  - b) the calculated RPD, and
  - c) the laboratory's QC limits for analytical duplicates.
- ☒ R9 List of method quantitation limit (MQL) and detectability check sample results for each analyte for each method and matrix;
- ☒ R10 Other problems or anomalies

The exception report for each "No" or "Not Reviewed (NR)" item in the Laboratory Review Checklist and for each analyte, matrix, and method for which the laboratory does not hold NELAC accreditation under the Texas Laboratory Accreditation Program.

Release Statement: "I am the laboratory manager, or his/her designee, and I am responsible for the release of this data package. This laboratory is NELAC accredited under Texas laboratory Accreditation Program for all the methods, analytes, and matrices reported in this data package except as noted in the Exception Reports. The data has been reviewed and are technically compliant with the requirements of the methods used, except where noted by the laboratory in the Exception Reports. By my signature below, I affirm, to the best of my knowledge, that all problems/anomalies observed by the laboratory have been identified in the Laboratory Review Checklist, and no information affecting the quality of the data has been knowingly withheld."

Timothy L. Kellogg	Timothy L. Kellogg	5/26/2011
Name (printed)	Signature	Date

Client Services Manager
Official Title (printed)

LRC Date: May 26, 2011	Laboratory Job Number: 560-25704-1
Reviewer Name: Timothy L. Kellogg	Project Name/Number: Sulfolane & PAH Analysis

#[1]	A[2]	Description	Yes	No	NA[3]	NR[4]	ER#[5]
R1	**OI**	**CHAIN-OF-CUSTODY (C-O-C)**					
		1) Did all samples meet the laboratory's standard conditions of sample acceptability upon receipt?	X				
		2) Were all departures from standard conditions described in an exception report or case narrative?	X				
R2	**OI**	**SAMPLE AND QUALITY CONTROL (QC) IDENTIFICATION**					
		1) Are all field sample ID numbers cross-referenced to the laboratory ID numbers?	X				
		2) Are all laboratory ID numbers cross-referenced to the corresponding QC data?	X				
R3	**OI**	**TEST REPORTS**					
		1) Were all samples prepared and analyzed within holding time?	X				
		2) Other than those results <MQL, were all other raw values bracketed by calibration standards?	X				
		3) Were calculations checked by a peer or supervisor?	X				
		4) Were all analyte identifications checked by a peer or supervisor?	X				
		5) Were sample quantitation limits reported for all analytes not detected?	X				
		6) Were all results for soil and sediment samples reported on a dry weight basis?			X		
		7) Were % moisture (or solids) reported for all soil and sediment samples?			X		
		8) were bulk soils/solids samples for volatile analysis extracted with methanol per SW846 Method 5035			X		
		9) If required for the project, TICs reported?			X		
R4	**O**	**SURROGATE RECOVERY DATA**					
		1) Were surrogates added prior to extraction?	X				
		2) Were surrogate percent recoveries in all samples within the laboratory QC limits?	X				
R5	**OI**	**TEST REPORTS/SUMMARY FORMS FOR BLANK SAMPLES**					
		1) Were appropriate type(s) of blanks analyzed?	X				
		2) Were blanks analyzed at the appropriate frequency?	X				
		3) Were method blanks taken through the entire analytical process, including preparation and, if applicable, cleanup procedures?	X				
		4) Were blank concentrations <MQL?	X				
R6	**OI**	**LABORATORY CONTROL SAMPLES (LCS)**					
		1) Were all COCs included in the LCS?	X				
		2) Was each LCS taken through the entire analytical procedure, including prep and cleanup steps?	X				
		3) Were LCSs analyzed at the required frequency?	X				
		4) Were LCS (and LCSD, if applicable) %Rs within the laboratory QC limits?	X				
		5) Does the detectability data document the laboratory's capability to detect the COCs at the MDL used to calculate the SDLs?	X				
		6) Was the LCSD RPD within QC limits?	X				
R7	**OI**	**MATRIX SPIKE (MS) AND MATRIX SPIKE DUPLICATE (MSD) DATA**					
		1) Were the project/method specified analytes included in the MS and MSD?	X				
		2) Were MS/MSD analyzed at the appropriate frequency?	X				
		3) Were MS (and MSD, if applicable) %Rs within the laboratory QC limits?	X				
		4) Were MS/MSD RPDs within laboratory QC limits?	X				
R8	**OI**	**ANALYTICAL DUPLICATE DATA**					
		1) Were appropriate analytical duplicates analyzed for each matrix?	X				
		2) Were analytical duplicates analyzed at the appropriate frequency?	X				
		3) Were RPDs or relative standard deviations within the laboratory QC limits?	X				
R9	**OI**	**METHOD QUANTITATION LIMITS (MQLs)**					
		1) Are the MQLs for each method analyte listed and included in the laboratory data package?	X				
		2) Do the MQLs correspond to the concentration of the lowest non-zero calibration standard?	X				
		3) Are unadjusted MQLs and DCS included in the laboratory data package?	X				

LRC Date: May 26, 2011	Laboratory Job Number: 560-25704-1
Reviewer Name: Timothy L. Kellogg	Project Name/Number: Sulfolane & PAH Analysis

#[1]	A[2]	Description	Yes	No	NA[3]	NR[4]	ER#[5]
R10	**OI**	**OTHER PROBLEMS/ANOMALIES**					
		1) Are all known problems/anomalies/special conditions noted in this LRC, ER, or case narrative?	X				
		2) Was applicable and available technology used to lower the SDL to minimize the matrix interference effects on the sample results?	X				
		3) Is the laboratory NELAC-accredited under Texas Laboratory Accreditation Program for the analytes, matrices and methods associated with this laboratory data package?	X				
S1	**OI**	**INITIAL CALIBRATION (ICAL)**					
		1) Were response factors and/or relative response factors for each analyte within the QC limits?	X				
		2) Were percent RSDs or correlation coefficient criteria met?	X				
		3) Was the number of standards recommended in the method used for all analytes?	X				
		4) Were all points generated between the lowest and highest standard used to calculate the curve?	X				
		5) Are ICAL data available for all instruments used?	X				
		6) Has the initial calibration curve been verified using an appropriate second source standard?	X				
S2	**OI**	**INITIAL AND CONTINUING CALIBRATION VERIFICATION (ICV and CCV) AND CONTINUING CALIBRATION BLANK (CCB)**					
		1) Was the CCV analyzed at the method-required frequency?	X				
		2) Were percent differences for each analytes within the method-required QC limits?	X				
		3) Was the ICAL curve verified for each analyte?	X				
		4) Was the absolute value of the analyte concentration in the inorganic CCB <MDL?	X				
S3	**O**	**MASS SPECTRAL TUNING**					
		1) Was the appropriate compound for the method used for tuning?	X				
		2) Were ion abundance data within the method-required QC limits?	X				
S4	**O**	**INTERNAL STANDARDS (IS)**					
		1) Were IS area counts and retention times within the method-required QC limits?	X				
S5	**OI**	**RAW DATA (NELAC SECTION 5.5.10)**					
		1) Were the raw data (e.g. chromatograms, spectral data) reviewed by an analyst?	X				
		2) Were data associated with manual integrations flagged on the raw data?	X				
S6	**O**	**DUAL COLUMN CONFIRMATION**					
		1) Did dual column confirmation results meet the method-required QC?			X		
S7	**O**	**TENTATIVELY IDENTIFIED COMPOUNDS (TICs)**					
		1) If TICs were requested, were the mass spectra and TIC data subject to appropriate checks?			X		
S8	**I**	**INTERFERENCE CHECK SAMPLE (ICS) RESULTS**					
		1) Were percent recoveries within method QC limits?			X		
S9	**I**	**SERIAL DILUTIONS, POST DIGESTION SPIKES, AND METHOD OF STANDARD ADDITIONS**					
		1) Were percent differences, recoveries, and the linearity within the QC limits specified in the method?			X		
S10	**OI**	**METHOD DETECTION LIMIT (MDL) STUDIES**					
		1) Was a MDL study performed for each reported analyte?	X				
		2) Is the MDL either adjusted or supported by the analysis of DCS?	X				
S11	**OI**	**PROFICIENCY TEST REPORTS**					
		1) Was the laboratory's performance acceptable on the applicable proficiency tests or evaluation studies?	X				
S12	**OI**	**STANDARDS DOCUMENTATION**					
		1) Are all standards used in the analyses NIST-traceable or obtained from other appropriate sources?	X				
S13	**OI**	**COMPOUND/ANALYTE IDENTIFICATION PROCEDURES**					
		1) Are the procedures for compound/analyte identification documented?	X				
S14	**OI**	**DEMONSTRATION OF ANALYST COMPETENCY (DOC)**					
		1) Was DOC conducted consistent with NELAC Chapter 5?	X				

LRC Date: May 26, 2011	Laboratory Job Number: 560-25704-1
Reviewer Name: Timothy L. Kellogg	Project Name/Number: Sulfolane & PAH Analysis

		2) Is documentation of the analyst's competency up-to-date and on file?	X				
#[1]	A[2]	Description	Yes	No	NA[3]	NR[4]	ER#[5]
S15	**OI**	**VERIFICATION/VALIDATION DOCUMENTATION FOR METHODS (NELAC CHAPTER 5)**					
		1) Are all the methods used to generate the data documented, verified, and validated, where applicable?	X				
S16	**OI**	**LABORATORY STANDARD OPERATING PROCEDURES (SOPs)**					
		1) Are laboratory SOPs current and on file for each method performed?	X				

EXCEPTION REPORTS

ER#[5]	DESCRIPTION

1 Items identified by the letter "R" should be included in the laboratory data package submitted to the TCEQ in the TRRP-required report(s). Items identified by the letter "S" should be retained and made available upon request for the appropriate retention period.
2 O = organic analyses; I = inorganic analyses (and general chemistry, when applicable)
3 NA = Not applicable
4 NR = Not reviewed
5 ER# = Exception Report identification number (an Exception Report should be completed for an item if "NR" or "No" is checked)

METHOD SUMMARY

Client: Geo Strata Environmental Consultants Inc

Job Number: 560-25704-1
Sdg Number: April 26, 2011

Description	Lab Location	Method	Preparation Method
Matrix: Water			
Semivolatile Organic Compounds (GC/MS)	TAL CC	SW846 8270C	
Liquid-Liquid Extraction (Continuous)	TAL CC		SW846 3520C

Lab References:

TAL CC = TestAmerica Corpus Christi

Method References:

SW846 = "Test Methods For Evaluating Solid Waste, Physical/Chemical Methods", Third Edition, November 1986 And Its Updates.

METHOD / ANALYST SUMMARY

Client: Geo Strata Environmental Consultants Inc

Job Number: 560-25704-1
Sdg Number: April 26, 2011

Method	Analyst	Analyst ID
SW846 8270C	Fisher, Gayland E	GEF

SAMPLE SUMMARY

Client: Geo Strata Environmental Consultants Inc

Job Number: 560-25704-1
Sdg Number: April 26, 2011

Lab Sample ID	Client Sample ID	Client Matrix	Date/Time Sampled	Date/Time Received
560-25704-1	GW-01	Water	04/26/2011 1405	04/26/2011 1741
560-25704-2	GW-04	Water	04/26/2011 1610	04/26/2011 1741
560-25704-3	GW-Dup-01	Water	04/26/2011 1420	04/26/2011 1741
560-25704-4	GW-EB-01	Water	04/26/2011 1300	04/26/2011 1741
560-25704-5	GW-EB-02	Water	04/26/2011 1645	04/26/2011 1741

Geo Strata Environmental Consultants Inc
ATTN: Cheri Krieg

Job Number: 560-25704-1
Project: Sulfolane & PAH Analysis
SDG Number: Sulfolane & PAH Analysis

Client Sample ID: GW-01

Lab Sample ID: 560-25704-1
Client Matrix: Water

Date Sampled: 04/26/2011 14:05
Date Received: 04/26/2011 17:41

Test Method	CAS Number	Result	Q	Flag	MDL	MQL	SDL	Unit	Batch	Analysis Date/Time	D.F.	Analyst
Method: SW846 3520C,Water												
Liquid-Liquid Extraction (Continuous)		Complete							59026	04/28/2011 15:00		LPM
Method: SW846 8270C,Water												
2-Methylnaphthalene	91-57-6	<0.000515			0.000500	0.0100	0.000515	mg/L	59060	04/29/2011 14:20	1	GEF
Acenaphthene	83-32-9	<0.000587			0.000569	0.0100	0.000587	mg/L	59060	04/29/2011 14:20	1	GEF
Acenaphthylene	208-96-8	<0.000515			0.000500	0.0100	0.000515	mg/L	59060	04/29/2011 14:20	1	GEF
Anthracene	120-12-7	<0.000515			0.000500	0.0100	0.000515	mg/L	59060	04/29/2011 14:20	1	GEF
Benzo[a]anthracene	56-55-3	<0.000515			0.000500	0.0100	0.000515	mg/L	59060	04/29/2011 14:20	1	GEF
Benzo[a]pyrene	50-32-8	<0.000515			0.000500	0.0100	0.000515	mg/L	59060	04/29/2011 14:20	1	GEF
Benzo[b]fluoranthene	205-99-2	<0.000515			0.000500	0.0100	0.000515	mg/L	59060	04/29/2011 14:20	1	GEF
Benzo[g,h,i]perylene	191-24-2	<0.000515			0.000500	0.0100	0.000515	mg/L	59060	04/29/2011 14:20	1	GEF
Benzo[k]fluoranthene	207-08-9	<0.000515			0.000500	0.0100	0.000515	mg/L	59060	04/29/2011 14:20	1	GEF
Chrysene	218-01-9	<0.000515			0.000500	0.0100	0.000515	mg/L	59060	04/29/2011 14:20	1	GEF
Dibenz(a,h)anthracene	53-70-3	<0.000515			0.000500	0.0100	0.000515	mg/L	59060	04/29/2011 14:20	1	GEF
Fluoranthene	206-44-0	<0.000515			0.000500	0.0100	0.000515	mg/L	59060	04/29/2011 14:20	1	GEF
Fluorene	86-73-7	<0.000627			0.000608	0.0100	0.000627	mg/L	59060	04/29/2011 14:20	1	GEF
Indeno[1,2,3-cd]pyrene	193-39-5	<0.000515			0.000500	0.0100	0.000515	mg/L	59060	04/29/2011 14:20	1	GEF
Naphthalene	91-20-3	<0.000515			0.000500	0.0100	0.000515	mg/L	59060	04/29/2011 14:20	1	GEF
Phenanthrene	85-01-8	<0.000530			0.000514	0.0100	0.000530	mg/L	59060	04/29/2011 14:20	1	GEF
Pyrene	129-00-0	<0.000515			0.000500	0.0100	0.000515	mg/L	59060	04/29/2011 14:20	1	GEF
Sulfolane	126-33-0	<0.000515			0.000500	0.0100	0.000515	mg/L	59060	04/29/2011 14:20	1	GEF

Surrogates

Test Method	CAS Number	QC Type	Result	True Value	% Rec.	QC Limits	Flag	Instrument	Prep Batch	Analysis Date/Time	D.F.	Analyst
2-Fluorobiphenyl	321-60-8		0.0738	0.103	72	22-120		SVGCMS#2	59026	04/29/2011 14:20	1	GEF
Nitrobenzene-d5	4165-60-0		0.0775	0.103	75	26-120		SVGCMS#2	59026	04/29/2011 14:20	1	GEF
Terphenyl-d14	1718-51-0		0.0553	0.103	54	10-134		SVGCMS#2	59026	04/29/2011 14:20	1	GEF

Geo Strata Environmental Consultants Inc
ATTN: Cheri Krieg

Job Number: 560-25704-1
Project: Sulfolane & PAH Analysis
SDG Number: Sulfolane & PAH Analysis

Client Sample ID: GW-04

Lab Sample ID: 560-25704-2
Client Matrix: Water

Date Sampled: 04/26/2011 16:10
Date Received: 04/26/2011 17:41

Test Method	CAS Number	Result	Q	Flag	MDL	MQL	SDL	Unit	Batch	Analysis Date/Time	D.F.	Analyst
Method: SW846 3520C,Water												
Liquid-Liquid Extraction (Continuous)		Complete							59026	04/28/2011 15:00		LPM
Method: SW846 8270C,Water												
2-Methylnaphthalene	91-57-6	<0.000538			0.000500	0.0100	0.000538	mg/L	59060	04/29/2011 14:44	1	GEF
Acenaphthene	83-32-9	<0.000612			0.000569	0.0100	0.000612	mg/L	59060	04/29/2011 14:44	1	GEF
Acenaphthylene	208-96-8	<0.000538			0.000500	0.0100	0.000538	mg/L	59060	04/29/2011 14:44	1	GEF
Anthracene	120-12-7	<0.000538			0.000500	0.0100	0.000538	mg/L	59060	04/29/2011 14:44	1	GEF
Benzo[a]anthracene	56-55-3	<0.000538			0.000500	0.0100	0.000538	mg/L	59060	04/29/2011 14:44	1	GEF
Benzo[a]pyrene	50-32-8	<0.000538			0.000500	0.0100	0.000538	mg/L	59060	04/29/2011 14:44	1	GEF
Benzo[b]fluoranthene	205-99-2	<0.000538			0.000500	0.0100	0.000538	mg/L	59060	04/29/2011 14:44	1	GEF
Benzo[g,h,i]perylene	191-24-2	<0.000538			0.000500	0.0100	0.000538	mg/L	59060	04/29/2011 14:44	1	GEF
Benzo[k]fluoranthene	207-08-9	<0.000538			0.000500	0.0100	0.000538	mg/L	59060	04/29/2011 14:44	1	GEF
Chrysene	218-01-9	<0.000538			0.000500	0.0100	0.000538	mg/L	59060	04/29/2011 14:44	1	GEF
Dibenz(a,h)anthracene	53-70-3	<0.000538			0.000500	0.0100	0.000538	mg/L	59060	04/29/2011 14:44	1	GEF
Fluoranthene	206-44-0	<0.000538			0.000500	0.0100	0.000538	mg/L	59060	04/29/2011 14:44	1	GEF
Fluorene	86-73-7	<0.000654			0.000608	0.0100	0.000654	mg/L	59060	04/29/2011 14:44	1	GEF
Indeno[1,2,3-cd]pyrene	193-39-5	<0.000538			0.000500	0.0100	0.000538	mg/L	59060	04/29/2011 14:44	1	GEF
Naphthalene	91-20-3	<0.000538			0.000500	0.0100	0.000538	mg/L	59060	04/29/2011 14:44	1	GEF
Phenanthrene	85-01-8	<0.000553			0.000514	0.0100	0.000553	mg/L	59060	04/29/2011 14:44	1	GEF
Pyrene	129-00-0	<0.000538			0.000500	0.0100	0.000538	mg/L	59060	04/29/2011 14:44	1	GEF
Sulfolane	126-33-0	<0.000538			0.000500	0.0100	0.000538	mg/L	59060	04/29/2011 14:44	1	GEF

Surrogates

Test Method	CAS Number	QC Type	Result	True Value	% Rec.	QC Limits	Flag	Instrument	Prep Batch	Analysis Date/Time	D.F.	Analyst
2-Fluorobiphenyl	321-60-8		0.0745	0.108	69	22-120		SVGCMS#2	59026	04/29/2011 14:44	1	GEF
Nitrobenzene-d5	4165-60-0		0.0798	0.108	74	26-120		SVGCMS#2	59026	04/29/2011 14:44	1	GEF
Terphenyl-d14	1718-51-0		0.0495	0.108	46	10-134		SVGCMS#2	59026	04/29/2011 14:44	1	GEF

Geo Strata Environmental Consultants Inc
ATTN: Cheri Krieg

Job Number: 560-25704-1
Project: Sulfolane & PAH Analysis
SDG Number: Sulfolane & PAH Analysis

Client Sample ID: GW-Dup-01

Lab Sample ID: 560-25704-3
Client Matrix: Water

Date Sampled: 04/26/2011 14:20
Date Received: 04/26/2011 17:41

Test Method	CAS Number	Result	Q	Flag	MDL	MQL	SDL	Unit	Batch	Analysis Date/Time	D.F.	Analyst
Method: SW846 3520C,Water												
Liquid-Liquid Extraction (Continuous)		Complete							59026	04/28/2011 15:00		LPM
Method: SW846 8270C,Water												
2-Methylnaphthalene	91-57-6	<0.000505			0.000500	0.0100	0.000505	mg/L	59060	04/29/2011 15:09	1	GEF
Acenaphthene	83-32-9	<0.000575			0.000569	0.0100	0.000575	mg/L	59060	04/29/2011 15:09	1	GEF
Acenaphthylene	208-96-8	<0.000505			0.000500	0.0100	0.000505	mg/L	59060	04/29/2011 15:09	1	GEF
Anthracene	120-12-7	<0.000505			0.000500	0.0100	0.000505	mg/L	59060	04/29/2011 15:09	1	GEF
Benzo[a]anthracene	56-55-3	<0.000505			0.000500	0.0100	0.000505	mg/L	59060	04/29/2011 15:09	1	GEF
Benzo[a]pyrene	50-32-8	<0.000505			0.000500	0.0100	0.000505	mg/L	59060	04/29/2011 15:09	1	GEF
Benzo[b]fluoranthene	205-99-2	<0.000505			0.000500	0.0100	0.000505	mg/L	59060	04/29/2011 15:09	1	GEF
Benzo[g,h,i]perylene	191-24-2	<0.000505			0.000500	0.0100	0.000505	mg/L	59060	04/29/2011 15:09	1	GEF
Benzo[k]fluoranthene	207-08-9	<0.000505			0.000500	0.0100	0.000505	mg/L	59060	04/29/2011 15:09	1	GEF
Chrysene	218-01-9	<0.000505			0.000500	0.0100	0.000505	mg/L	59060	04/29/2011 15:09	1	GEF
Dibenz(a,h)anthracene	53-70-3	<0.000505			0.000500	0.0100	0.000505	mg/L	59060	04/29/2011 15:09	1	GEF
Fluoranthene	206-44-0	<0.000505			0.000500	0.0100	0.000505	mg/L	59060	04/29/2011 15:09	1	GEF
Fluorene	86-73-7	<0.000614			0.000608	0.0100	0.000614	mg/L	59060	04/29/2011 15:09	1	GEF
Indeno[1,2,3-cd]pyrene	193-39-5	<0.000505			0.000500	0.0100	0.000505	mg/L	59060	04/29/2011 15:09	1	GEF
Naphthalene	91-20-3	<0.000505			0.000500	0.0100	0.000505	mg/L	59060	04/29/2011 15:09	1	GEF
Phenanthrene	85-01-8	<0.000519			0.000514	0.0100	0.000519	mg/L	59060	04/29/2011 15:09	1	GEF
Pyrene	129-00-0	<0.000505			0.000500	0.0100	0.000505	mg/L	59060	04/29/2011 15:09	1	GEF
Sulfolane	126-33-0	<0.000505			0.000500	0.0100	0.000505	mg/L	59060	04/29/2011 15:09	1	GEF

Surrogates

Test Method	CAS Number	QC Type	Result	True Value	% Rec.	QC Limits	Flag	Instrument	Prep Batch	Analysis Date/Time	D.F.	Analyst
2-Fluorobiphenyl	321-60-8		0.0731	0.101	72	22-120		SVGCMS#2	59026	04/29/2011 15:09	1	GEF
Nitrobenzene-d5	4165-60-0		0.0785	0.101	78	26-120		SVGCMS#2	59026	04/29/2011 15:09	1	GEF
Terphenyl-d14	1718-51-0		0.0532	0.101	53	10-134		SVGCMS#2	59026	04/29/2011 15:09	1	GEF

Geo Strata Environmental Consultants Inc
ATTN: Cheri Krieg

Job Number: 560-25704-1
Project: Sulfolane & PAH Analysis
SDG Number: Sulfolane & PAH Analysis

Client Sample ID: GW-EB-01

Lab Sample ID: 560-25704-4
Client Matrix: Water

Date Sampled: 04/26/2011 13:00
Date Received: 04/26/2011 17:41

Test Method	CAS Number	Result	Q	Flag	MDL	MQL	SDL	Unit	Batch	Analysis Date/Time	D.F.	Analyst
Method: SW846 3520C,Water												
Liquid-Liquid Extraction (Continuous)		Complete							59026	04/28/2011 15:00		LPM
Method: SW846 8270C,Water												
2-Methylnaphthalene	91-57-6	<0.000510			0.000500	0.0100	0.000510	mg/L	59060	04/29/2011 15:33	1	GEF
Acenaphthene	83-32-9	<0.000581			0.000569	0.0100	0.000581	mg/L	59060	04/29/2011 15:33	1	GEF
Acenaphthylene	208-96-8	<0.000510			0.000500	0.0100	0.000510	mg/L	59060	04/29/2011 15:33	1	GEF
Anthracene	120-12-7	<0.000510			0.000500	0.0100	0.000510	mg/L	59060	04/29/2011 15:33	1	GEF
Benzo[a]anthracene	56-55-3	<0.000510			0.000500	0.0100	0.000510	mg/L	59060	04/29/2011 15:33	1	GEF
Benzo[a]pyrene	50-32-8	<0.000510			0.000500	0.0100	0.000510	mg/L	59060	04/29/2011 15:33	1	GEF
Benzo[b]fluoranthene	205-99-2	<0.000510			0.000500	0.0100	0.000510	mg/L	59060	04/29/2011 15:33	1	GEF
Benzo[g,h,i]perylene	191-24-2	<0.000510			0.000500	0.0100	0.000510	mg/L	59060	04/29/2011 15:33	1	GEF
Benzo[k]fluoranthene	207-08-9	<0.000510			0.000500	0.0100	0.000510	mg/L	59060	04/29/2011 15:33	1	GEF
Chrysene	218-01-9	<0.000510			0.000500	0.0100	0.000510	mg/L	59060	04/29/2011 15:33	1	GEF
Dibenz(a,h)anthracene	53-70-3	<0.000510			0.000500	0.0100	0.000510	mg/L	59060	04/29/2011 15:33	1	GEF
Fluoranthene	206-44-0	<0.000510			0.000500	0.0100	0.000510	mg/L	59060	04/29/2011 15:33	1	GEF
Fluorene	86-73-7	<0.000620			0.000608	0.0100	0.000620	mg/L	59060	04/29/2011 15:33	1	GEF
Indeno[1,2,3-cd]pyrene	193-39-5	<0.000510			0.000500	0.0100	0.000510	mg/L	59060	04/29/2011 15:33	1	GEF
Naphthalene	91-20-3	<0.000510			0.000500	0.0100	0.000510	mg/L	59060	04/29/2011 15:33	1	GEF
Phenanthrene	85-01-8	<0.000524			0.000514	0.0100	0.000524	mg/L	59060	04/29/2011 15:33	1	GEF
Pyrene	129-00-0	<0.000510			0.000500	0.0100	0.000510	mg/L	59060	04/29/2011 15:33	1	GEF
Sulfolane	126-33-0	<0.000510			0.000500	0.0100	0.000510	mg/L	59060	04/29/2011 15:33	1	GEF

Surrogates

Test Method	CAS Number	QC Type	Result	True Value	% Rec.	QC Limits	Flag	Instrument	Prep Batch	Analysis Date/Time	D.F.	Analyst
2-Fluorobiphenyl	321-60-8		0.0388	0.102	38	22-120		SVGCMS#2	59026	04/29/2011 15:33	1	GEF
Nitrobenzene-d5	4165-60-0		0.0443	0.102	43	26-120		SVGCMS#2	59026	04/29/2011 15:33	1	GEF
Terphenyl-d14	1718-51-0		0.0781	0.102	77	10-134		SVGCMS#2	59026	04/29/2011 15:33	1	GEF

Geo Strata Environmental Consultants Inc
ATTN: Cheri Krieg

Job Number: 560-25704-1
Project: Sulfolane & PAH Analysis
SDG Number: Sulfolane & PAH Analysis

Client Sample ID: GW-EB-02

Lab Sample ID: 560-25704-5
Client Matrix: Water

Date Sampled: 04/26/2011 16:45
Date Received: 04/26/2011 17:41

Test Method	CAS Number	Result	Q	Flag	MDL	MQL	SDL	Unit	Batch	Analysis Date/Time	D.F.	Analyst
Method: SW846 3520C,Water												
Liquid-Liquid Extraction (Continuous)		Complete							59026	04/28/2011 15:00		LPM
Method: SW846 8270C,Water												
2-Methylnaphthalene	91-57-6	<0.000526			0.000500	0.0100	0.000526	mg/L	59060	04/29/2011 15:57	1	GEF
Acenaphthene	83-32-9	<0.000599			0.000569	0.0100	0.000599	mg/L	59060	04/29/2011 15:57	1	GEF
Acenaphthylene	208-96-8	<0.000526			0.000500	0.0100	0.000526	mg/L	59060	04/29/2011 15:57	1	GEF
Anthracene	120-12-7	<0.000526			0.000500	0.0100	0.000526	mg/L	59060	04/29/2011 15:57	1	GEF
Benzo[a]anthracene	56-55-3	<0.000526			0.000500	0.0100	0.000526	mg/L	59060	04/29/2011 15:57	1	GEF
Benzo[a]pyrene	50-32-8	<0.000526			0.000500	0.0100	0.000526	mg/L	59060	04/29/2011 15:57	1	GEF
Benzo[b]fluoranthene	205-99-2	<0.000526			0.000500	0.0100	0.000526	mg/L	59060	04/29/2011 15:57	1	GEF
Benzo[g,h,i]perylene	191-24-2	<0.000526			0.000500	0.0100	0.000526	mg/L	59060	04/29/2011 15:57	1	GEF
Benzo[k]fluoranthene	207-08-9	<0.000526			0.000500	0.0100	0.000526	mg/L	59060	04/29/2011 15:57	1	GEF
Chrysene	218-01-9	<0.000526			0.000500	0.0100	0.000526	mg/L	59060	04/29/2011 15:57	1	GEF
Dibenz(a,h)anthracene	53-70-3	<0.000526			0.000500	0.0100	0.000526	mg/L	59060	04/29/2011 15:57	1	GEF
Fluoranthene	206-44-0	<0.000526			0.000500	0.0100	0.000526	mg/L	59060	04/29/2011 15:57	1	GEF
Fluorene	86-73-7	<0.000640			0.000608	0.0100	0.000640	mg/L	59060	04/29/2011 15:57	1	GEF
Indeno[1,2,3-cd]pyrene	193-39-5	<0.000526			0.000500	0.0100	0.000526	mg/L	59060	04/29/2011 15:57	1	GEF
Naphthalene	91-20-3	<0.000526			0.000500	0.0100	0.000526	mg/L	59060	04/29/2011 15:57	1	GEF
Phenanthrene	85-01-8	<0.000541			0.000514	0.0100	0.000541	mg/L	59060	04/29/2011 15:57	1	GEF
Pyrene	129-00-0	<0.000526			0.000500	0.0100	0.000526	mg/L	59060	04/29/2011 15:57	1	GEF
Sulfolane	126-33-0	<0.000526			0.000500	0.0100	0.000526	mg/L	59060	04/29/2011 15:57	1	GEF

Surrogates

Test Method	CAS Number	QC Type	Result	True Value	% Rec.	QC Limits	Flag	Instrument	Prep Batch	Analysis Date/Time	D.F.	Analyst
2-Fluorobiphenyl	321-60-8		0.0703	0.105	67	22-120		SVGCMS#2	59026	04/29/2011 15:57	1	GEF
Nitrobenzene-d5	4165-60-0		0.0744	0.105	71	26-120		SVGCMS#2	59026	04/29/2011 15:57	1	GEF
Terphenyl-d14	1718-51-0		0.0921	0.105	88	10-134		SVGCMS#2	59026	04/29/2011 15:57	1	GEF

DATA REPORTING QUALIFIERS

Lab Section	Qualifier	Description

QUALITY CONTROL RESULTS

Client: Geo Strata Environmental Consultants Inc

Job Number: 560-25704-1
Sdg Number: April 26, 2011

Method Blank - Batch: 560-59026

Method: 8270C
Preparation: 3520C

Lab Sample ID:	MB 560-59026/1-A	Analysis Batch:	560-59060	Instrument ID:	SVGCMS#2
Client Matrix:	Water	Prep Batch:	560-59026	Lab File ID:	04291153.D
Dilution:	1.0	Leach Batch:	N/A	Initial Weight/Volume:	1000 mL
Analysis Date:	04/29/2011 1308	Units:	mg/L	Final Weight/Volume:	1 mL
Prep Date:	04/28/2011 1500			Injection Volume:	1 uL
Leach Date:	N/A				

Analyte	Result	Qual	MDL	RL
Acenaphthene	<0.000569		0.000569	0.0100
Acenaphthylene	<0.000500		0.000500	0.0100
Anthracene	<0.000500		0.000500	0.0100
Benzo[a]anthracene	<0.000500		0.000500	0.0100
Benzo[a]pyrene	<0.000500		0.000500	0.0100
Benzo[b]fluoranthene	<0.000500		0.000500	0.0100
Benzo[g,h,i]perylene	<0.000500		0.000500	0.0100
Benzo[k]fluoranthene	<0.000500		0.000500	0.0100
Chrysene	<0.000500		0.000500	0.0100
Dibenz(a,h)anthracene	<0.000500		0.000500	0.0100
Fluoranthene	<0.000500		0.000500	0.0100
Fluorene	<0.000608		0.000608	0.0100
Indeno[1,2,3-cd]pyrene	<0.000500		0.000500	0.0100
2-Methylnaphthalene	<0.000500		0.000500	0.0100
Naphthalene	<0.000500		0.000500	0.0100
Phenanthrene	<0.000514		0.000514	0.0100
Pyrene	<0.000500		0.000500	0.0100
Sulfolane	<0.000500		0.000500	0.0100

Surrogate	% Rec	Acceptance Limits
2-Fluorobiphenyl	76	22 - 120
Nitrobenzene-d5	78	26 - 120
Terphenyl-d14	88	10 - 134

Client: Geo Strata Environmental Consultants Inc

Job Number: 560-25704-1
Sdg Number: April 26, 2011

Lab Control Sample - Batch: 560-59026

Method: 8270C
Preparation: 3520C

Lab Sample ID:	LCS 560-59026/2-A	Analysis Batch:	560-59060	Instrument ID:	SVGCMS#2
Client Matrix:	Water	Prep Batch:	560-59026	Lab File ID:	04291154.D
Dilution:	1.0	Leach Batch:	N/A	Initial Weight/Volume:	1000 mL
Analysis Date:	04/29/2011 1332	Units:	mg/L	Final Weight/Volume:	1 mL
Prep Date:	04/28/2011 1500			Injection Volume:	1 uL
Leach Date:	N/A				

Analyte	Spike Amount	Result	% Rec.	Limit	Qual
Acenaphthene	0.100	0.09523	95	56 - 120	
Acenaphthylene	0.100	0.09325	93	56 - 120	
Anthracene	0.100	0.09050	91	62 - 121	
Benzo[a]anthracene	0.100	0.08508	85	63 - 131	
Benzo[a]pyrene	0.100	0.09367	94	61 - 146	
Benzo[b]fluoranthene	0.100	0.09003	90	64 - 143	
Benzo[g,h,i]perylene	0.100	0.08305	83	63 - 126	
Benzo[k]fluoranthene	0.100	0.08358	84	57 - 128	
Chrysene	0.100	0.09314	93	62 - 129	
Dibenz(a,h)anthracene	0.100	0.08739	87	59 - 132	
Fluoranthene	0.100	0.08771	88	58 - 127	
Fluorene	0.100	0.09679	97	60 - 120	
Indeno[1,2,3-cd]pyrene	0.100	0.08402	84	63 - 128	
2-Methylnaphthalene	0.100	0.08992	90	52 - 120	
Naphthalene	0.100	0.09004	90	48 - 120	
Phenanthrene	0.100	0.09462	95	62 - 126	
Pyrene	0.100	0.09181	92	64 - 120	
Sulfolane	0.100	0.07940	79	30 - 120	

Surrogate	% Rec	Acceptance Limits
2-Fluorobiphenyl	83	22 - 120
Nitrobenzene-d5	87	26 - 120
Terphenyl-d14	89	10 - 134

TestAmerica
THE LEADER IN ENVIRONMENTAL TESTING

Corpus Christi

Method Detection Limit (MDL) & Detectability Check Standard (DCS) Studies

2Q2011 (Apri - Jun 2011), Job 560-25303-2&3 & 25437-1(Thiophenol&Sulfolane) & 25103 (o-Toluidine&PCNB)

Method 625/8270 GC/MS Semivolatile Organics - Water Matrix

Method: 8270C/625

Matrix: Water

Extraction: 1 liter to 1ml ; Prep factor = 1ug/L (Raw data = ug/ml X 1ml/1liter) = 1ug/L)

Instrument: 2 &3

Raw data in ug/ml X (1ml/1L) = DCS measured value in ug/L or ppb

Run DCS at: 1, 2, 5, 10, 20, 50ug/ml on column

Parameter	TRRP Residential Lowest PCL ug/L	Matrix	Inst. ID	MDL Study Date	MDL Spike Conc ug/L	Actual MDL ug/L	10X Rule Eval	Current MDL	DCS Run Date	Spike Range ug/L Min	Spike Range ug/L Max	DCS Spike Conc ug/L	2Q2011 DCS measured value (ug/L)	Alter. DCS Spike ug/L	Alter.DCS measured value ug/L
1,1-Biphenyl (Diphenyl) (92-52-4)	1220	Water	SVGCMS#3	09/08/05	2	0.527	TRUE	0.527	04/26/11	0.527	1.581	1	0.726	2	1.500
1,2,4,5-Tetrachlorobenzene (95-95-3)	7.3	Water	SVGCMS#3	09/08/05	2	0.561	TRUE	0.561	04/26/11	0.561	1.683	1	0.400	2	0.953
1,2,4-Trichlorobenzene (120-82-1)	70	Water	SVGCMS#2	08/24/05	2	0.585	TRUE	0.585	04/25/11	0.585	1.755	1	0.350		
1,2-Dichlorobenzene (95-50-1)	600	Water	SVGCMS#3	09/08/05	2	0.503	TRUE	0.503	04/26/11	0.503	1.509	1	0.430	2	0.820
1,2-Diphenylhydrazine (as azobenzene 1(	8.295	Water	SVGCMS#2	08/24/05	2	0.561	TRUE	0.561	04/25/11	0.561	1.683	1	0.570		
1,3-Dichlorobenzene (541-73-1)	733	Water	SVGCMS#2	08/24/05	2	0.529	TRUE	2.000	04/25/11	2.000	6.000	2	0.762	5	2.12
1,3-Dimethylnaphthalene (575-41-7)	978	Water	SVGCMS#3	09/08/05	2	0.486	TRUE	0.486	04/26/11	0.486	1.458	1	0.502	2	1.250
1,4-Dichlorobenzene (106-46-7)	75	Water	SVGCMS#2	08/24/05	2	0.740	TRUE	0.740	04/25/11	0.740	2.220	1	0.310	2	0.80
1-4-Dioxane (MDL)		Water	SVGCMS#3	06/04/08	2	0.520	TRUE	5.000	04/26/11	5.000	15.000	5	2.910	10.00	3.750
1-Methylnaphthalene (90-12-0)	31.47	Water	SVGCMS#2	08/24/05	2	0.504	TRUE	0.504	04/25/11	0.504	1.512	1	0.507	2	1.19
2,3,4,6-Tetrachlorophenol (58-90-2)	733	Water	SVGCMS#2	08/24/05	2	0.519	TRUE	0.519	04/25/11	0.519	1.557	1	0.310	2	0.86
2,4,5-Trichlorophenol (95-95-4)	2440	Water	SVGCMS#3	09/08/05	2	0.396	TRUE	0.396	04/26/11	0.396	1.188	1	0.460	2	1.170
2,4,6-Trichlorophenol (88-06-2)	24.4	Water	SVGCMS#3	09/08/05	2	0.393	TRUE	0.393	04/26/11	0.393	1.179	1	0.440	2	1.070
2,4-Dichlorophenol (120-83-2)	73	Water	SVGCMS#2	08/24/05	2	0.387	TRUE	0.387	04/25/11	0.387	1.161	1	0.470	2	1.13
2,4-Dimethylphenol (105-67-9)	489	Water	SVGCMS#2	08/24/05	2	0.560	TRUE	0.560	04/25/11	0.560	1.680	1	0.480	2	0.98
2,4-Dinitrophenol (51-28-5)	48.9	Water	SVGCMS#2	08/24/05	10	0.928	FALSE	0.928	04/25/11	0.928	2.784	2	5.860	5	6.55
2,4-Dinitrotoluene (121-14-2)	1.34	Water	SVGCMS#3	09/08/05	2	0.383	TRUE	0.383	04/26/11	0.383	1.149	1	0.420	2	1.000
2,6-Dichlorophenol (87-65-0)	24	Water	SVGCMS#2	08/24/05	2	0.555	TRUE	0.555	04/25/11	0.555	1.665	1	0.510		
2,6-Dinitrotoluene (606-20-2)	1.34	Water	SVGCMS#3	09/08/05	2	0.522	TRUE	0.522	04/26/11	0.522	1.566	1	0.470	2	1.100
2-Chloronaphthalene (91-58-7)	1955	Water	SVGCMS#2	08/24/05	2	0.497	TRUE	0.497	04/25/11	0.497	1.491	1	0.510	2	1.19
2-Chlorophenol (95-57-8)	122	Water	SVGCMS#2	08/24/05	2	0.361	TRUE	0.361	04/25/11	0.361	1.083	1	0.647	2	
2-Methyl-4,6-dinitrophenol (534-52-1)	2.44	Water	SVGCMS#3	09/09/05	10	1.816	TRUE	1.816	04/26/11	1.816	5.448	2	0.320	5	1.820
2-Methylnaphthalene (91-57-6)	98	Water	SVGCMS#3	09/08/05	2	0.429	TRUE	0.429	04/26/11	0.429	1.287	1	0.540	2	1.210
2-Methylphenol (o-cresol) (95-48-7)	1220	Water	SVGCMS#3	09/08/05	2	0.486	TRUE	0.486	04/26/11	0.486	1.458	1	0.556	2	1.150
2-Nitroaniline (88-74-4)	7.3	Water	SVGCMS#2	08/24/05	2	0.443	TRUE	0.443	04/25/11	0.443	1.329	1	0.531		
2-Nitrophenol (88-75-5)	49	Water	SVGCMS#2	08/24/05	2	0.408	TRUE	0.408	04/25/11	0.408	1.224	1	0.440		
2-toluidine (95-53-4)	3.8	Water	SVGCMS#2	12/09/05	2	0.345	TRUE	0.345	05/13/11	0.345	1.035	1	0.714	2	1.29
3,3-Dichlorobenzidine (91-94-1)	2.028	Water	SVGCMS#2	08/24/05	2	0.205	TRUE	1.000	04/25/11	1.000	3.000	1	0.260	2	0.80
3,4 Methylphenol (m&p-cresol) (15831-	122	Water	SVGCMS#2	08/24/05	2	0.881	TRUE	0.881	04/25/11	0.881	2.643	2	1.040		
3-Methylcholanthrene (56-49-5)	0.041	Water	SVGCMS#2	08/25/06	2	1.210	TRUE	1.210	04/25/11	1.210	3.630	2	0.960		
3-Nitroaniline (99-09-2)	7.3	Water	SVGCMS#3	09/09/05	10	1.790	TRUE	1.790	04/26/11	1.790	5.370	2	1.200	5	3.610
4-Bromophenyl phenyl ether (101-55-3	0.061	Water	SVGCMS#2	08/24/05	2	0.743	TRUE	0.743	04/25/11	0.743	2.229	1	0.660	2	1.57
4-Chloro-3-methylphenol (59-50-7)	122	Water	SVGCMS#2	08/24/05	2	0.498	TRUE	0.498	04/25/11	0.498	1.494	1	0.460	2	1.20
4-Chloroaniline (106-47-8)	4.56	Water	SVGCMS#3	09/08/05	2	0.456	TRUE	0.456	04/26/11	0.456	1.368	1	0.450	2	0.969
4-Chlorophenyl phenyl ether (7005-72-	0.061	Water	SVGCMS#2	08/24/05	2	0.524	TRUE	0.524	04/25/11	0.524	1.572	1	0.615		
4-Nitroaniline (100-01-6)	45.6	Water	SVGCMS#3	09/09/05	10	1.460	TRUE	1.460	04/26/11	1.460	4.380	2	1.300	5	4.230
4-Nitrophenol (100-02-7)	48.88	Water	SVGCMS#2	08/24/05	10	1.770	TRUE	1.770	04/25/11	1.770	5.310	2	0.700	5	2.25
6-Methylchrysene (1705-85-7)	12.5	Water	SVGCMS#3	09/08/05	2	0.138	FALSE	0.500	04/26/11	0.500	1.500	1	0.798	2	1.700
7,12-Dimethylbenz(a)anthracene (57-9	0.0037	Water	SVGCMS#3	09/08/05	2	0.169	FALSE	0.500	04/26/11	0.500	1.500	1	0.658	2	1.480
Acenaphthene (83-32-9)	1467	Water	SVGCMS#2	08/24/05	2	0.569	TRUE	0.569	04/25/11	0.569	1.707	1	0.642		
Acenaphthylene (208-96-8)	1467	Water	SVGCMS#3	09/08/05	2	0.500	TRUE	0.500	04/26/11	0.500	1.500	1	0.643	2	1.470
Acetophenone (98-86-2)	2440	Water	SVGCMS#3	09/08/05	2	0.529	TRUE	0.529	04/26/11	0.529	1.587	1	0.877	2	1.700
Aniline (62-53-3)	160	Water	SVGCMS#2	08/24/05	2	0.361	TRUE	1.000	04/25/11	1.000	3.000	1	0.140	2	0.32
Anthracene (120-12-7)	7330	Water	SVGCMS#3	09/08/05	2	0.404	TRUE	0.404	04/26/11	0.404	1.212	1	0.803	2	1.810
Benzidine (92-87-5)	0.00396	Water	SVGCMS#3	09/09/05	10	0.511	FALSE	10.000	04/26/11	10.000	30.000	10	1.000	20	2.200
Benzo(a)anthracene (56-55-3)	1.25	Water	SVGCMS#2	08/24/05	2	0.133	FALSE	0.500	04/25/11	0.500	1.500	1	0.902		
Benzo(a)pyrene (50-32-8)	0.2	Water	SVGCMS#2	08/24/05	2	0.199	FALSE	0.500	04/25/11	0.500	1.500	1	0.813		
Benzo(b)fluoranthene (205-99-2)	1.25	Water	SVGCMS#2	08/24/05	2	0.197	FALSE	0.500	04/25/11	0.500	1.500	1	0.859		
Benzo(ghi)perylene (191-24-2)	733.26	Water	SVGCMS#2	08/24/05	2	0.289	TRUE	0.500	04/25/11	0.500	1.500	1	0.747		
Benzo(k)fluoranthene (207-08-9)	12.5	Water	SVGCMS#2	08/24/05	2	0.364	TRUE	0.364	04/25/11	0.364	1.092	1	0.866		
Benzoic Acid (65-85-0)	97768	Water	SVGCMS#2	08/24/05	10	1.641	TRUE	1.641	04/25/11	1.641	4.923	2	6.940	5	7.12
Benzyl alcohol (100-51-6)	2444.2	Water	SVGCMS#3	09/09/05	10	1.364	TRUE	1.364	04/26/11	1.364	4.092	2	1.490	5	4.000
Bis(2-chloroethoxy)methane (111-91-1	0.83	Water	SVGCMS#3	09/08/05	2	0.593	TRUE	0.593	04/26/11	0.593	1.779	1	0.964	2	1.560
Bis(2-chloroethyl)ether (111-44-4)	0.83	Water	SVGCMS#2	08/24/05	2	0.705	TRUE	0.705	04/25/11	0.705	2.115	1	0.668		
[2,2'-oxybis(1-chloropropane)] (108-60-	13	Water	SVGCMS#3	09/08/05	2	0.572	TRUE	0.572	04/26/11	0.572	1.716	1	0.653	2	1.450
Bis(2-ethylhexyl)phthalate (117-81-7)	6	Water	SVGCMS#2	08/24/05	10	1.890	TRUE	1.890	04/25/11	1.890	5.670	2	2.010	5	5.88

Method Detection Limit (MDL) & Detectability Check Standard (DCS) Studies

2Q2011 (Apri - Jun 2011), Job 560-25303-2&3 & 25437-1(Thiophenol&Sulfolane) & 25103 (o-Toluidine&PCNB)

Method 625/8270 GC/MS Semivolatile Organics - Water Matrix

Method: 8270C/625

Matrix: Water

Extraction: 1 liter to 1ml ; Prep factor = 1ug/L (Raw data = ug/ml X 1ml/1liter) = 1ug/L)

Instrument: 2 &3

Raw data in ug/ml X (1ml/1L) = DCS measured value in ug/L or ppb

Run DCS at: 1, 2, 5, 10, 20, 50ug/ml on column

Parameter	TRRP Residential Lowest PCL ug/L			MDL Study Date	MDL Spike Conc ug/L	Actual	10X Rule Eval			Spike Range ug/L		DCS Spike	2Q2011 DCS measure	Alter. DCS	Alter.DCS measured
Butyl benzyl phthalate (85-68-7)	480.3	Water	SVGCMS#2	08/24/05	2	0.242	TRUE	0.500	04/25/11	0.500	1.500	1	0.505		
Carbazole (86-74-8)	45.6	Water	SVGCMS#3	09/08/05	2	0.278	TRUE	0.500	04/26/11	0.500	1.500	1	0.832	2	1.860
Chrysene (218-01-9)	125	Water	SVGCMS#2	08/24/05	2	0.201	TRUE	0.500	04/25/11	0.500	1.500	1	1.100		
Dibenz(a,h)acridine (226-36-8)	0.76	Water	SVGCMS#2	08/24/05	2	0.500	TRUE	0.500	04/25/11	0.500	1.500	1	0.683		
Dibenzo(a,h)anthracene (53-70-3)	0.2	Water	SVGCMS#2	08/24/05	2	0.143	FALSE	0.500	04/25/11	0.500	1.500	1	0.586		
Dibenzofuran (132-64-9)	97.8	Water	SVGCMS#2	08/24/05	2	0.514	TRUE	0.514	04/25/11	0.514	1.542	1	0.596		
Diethyl phthalate (84-66-2)	19553	Water	SVGCMS#3	09/08/05	2	0.524	TRUE	0.524	04/26/11	0.524	1.572	1	0.702	2	1.590
Dimethyl phthalate (131-11-3)	19553	Water	SVGCMS#3	09/08/05	2	0.549	TRUE	0.549	04/26/11	0.549	1.647	1	0.728	2	1.580
Di-n-butyl phthalate (84-74-2)	2444	Water	SVGCMS#3	09/08/05	2	0.232	TRUE	0.500	04/26/11	0.500	1.500	1	0.797	2	1.690
Di-n-octyl phthalate (117-84-0)	488.8	Water	SVGCMS#2	08/24/05	2	0.170	FALSE	0.500	04/25/11	0.500	1.500	1	0.420		
Fluoranthene (206-44-0)	978	Water	SVGCMS#2	08/24/05	2	0.256	TRUE	0.500	04/25/11	0.500	1.500	1	0.692		
Fluorene (86-73-7)	978	Water	SVGCMS#2	08/24/05	2	0.608	TRUE	0.608	04/25/11	0.608	1.824	1	0.640		
Hexachlorobenzene (118-74-1)	1	Water	SVGCMS#2	08/24/05	2	0.652	TRUE	0.652	04/25/11	0.652	1.956	1	0.630		
Hexachlorobutadiene (87-68-3)	11.7	Water	SVGCMS#2	08/24/05	2	0.420	TRUE	1.000	04/25/11	1.000	3.000	1	0.230	2	0.64
Hexachlorocyclopentadiene (77-47-4)	50	Water	SVGCMS#3	09/09/05	10	1.330	TRUE	5.000	04/26/11	5.000	15.000	5	4.200	10	4.900
Hexachloroethane (67-72-1)	24.4	Water	SVGCMS#2	08/24/05	2	0.583	TRUE	1.000	04/25/11	1.000	3.000	1	0.320	2	0.70
Hexachloropropene (1888-71-7)	24.4	Water	SVGCMS#3	09/08/05	10	1.490	TRUE	1.490	04/26/11	1.490	4.470	2	0.540	5	1.620
Indene (95-13-6)	489	Water	SVGCMS#2	08/24/05	2	0.490	TRUE	0.490	04/25/11	0.490	1.470	1	0.410		
Indeno(1,2,3-cd)pyrene (193-39-5)	1.25	Water	SVGCMS#2	08/24/05	2	0.194	FALSE	0.500	04/25/11	0.500	1.500	1	0.636		
Isophorone (78-59-1)	960.5	Water	SVGCMS#3	09/08/05	2	0.626	TRUE	0.626	04/26/11	0.626	1.878	1	0.636	2	1.440
Naphthalene (91-20-3)	489	Water	SVGCMS#2	08/24/05	2	0.477	TRUE	0.477	04/25/11	0.477	1.431	1	0.555		
Nitrobenzene (98-95-3)	48.8	Water	SVGCMS#2	08/24/05	2	0.336	TRUE	0.336	04/25/11	0.336	1.008	1	0.952		
n-Nitrosodiethylamine (55-18-5)	0.006	Water	SVGCMS#3	09/08/05	2	0.591	TRUE	0.591	04/26/11	0.591	1.773	1	0.639	2	1.600
n-Nitrosodimethylamine (62-75-9)	0.018	Water	SVGCMS#3	09/09/05	10	1.340	TRUE	1.340	04/26/11	1.340	4.020	2	1.930	5	4.050
n-Nitrosodi-n-butylamine (924-16-3)	0.169	Water	SVGCMS#2	08/24/05	2	0.670	TRUE	0.670	04/25/11	0.670	2.010	1	0.580		
n-Nitrosodi-n-propylamine (621-64-7)	0.13	Water	SVGCMS#3	09/08/05	2	0.650	TRUE	0.650	04/26/11	0.650	1.950	1	0.670	2	1.530
n-Nitrosodiphenylamine (86-30-6)	186	Water	SVGCMS#3	09/08/05	2	0.509	TRUE	0.509	04/26/11	0.509	1.527	1	0.639	2	1.510
Pentachlorobenzene (608-93-5)	20	Water	SVGCMS#3	09/08/05	2	0.555	TRUE	0.555	04/26/11	0.555	1.665	1	0.540	2	1.420
Pentachloroethane (76-01-7)	10.14	Water	SVGCMS#2	08/24/05	2	0.466	TRUE	1.000	04/25/11	1.000	3.000	1	0.300	2	0.76
Pentachlorophenol (87-86-5)	1.00	Water	SVGCMS#3	09/08/05	2	0.276	TRUE	5.000	04/26/11	5.000	15.000	10	6.930		
Pentachloronitrobenzene (82-68-8)	3.51	Water	SVGCMS#2	12/09/05	10	0.784	FALSE	0.784	05/13/11	0.784	2.353	1	0.400	2	0.76
Phenanthrene (85-01-8)	733	Water	SVGCMS#2	08/24/05	2	0.514	TRUE	0.514	04/25/11	0.514	1.542	1	0.732		
Phenol (108-95-2)	7330	Water	SVGCMS#2	08/24/05	2	0.348	TRUE	1.000	04/25/11	1.000	3.000	1	0.490	2	1.12
Pyrene (129-00-0)	733	Water	SVGCMS#2	08/24/05	2	0.301	TRUE	1.000	04/25/11	1.000	3.000	1	0.747		
Pyridine (110-86-1)	24.4	Water	SVGCMS#3	09/09/05	10	2.260	TRUE	2.260	04/26/11	2.260	6.780	2	1.260	5	3.130
Quinoline (91-22-5)	0.304	Water	SVGCMS#3	09/08/05	2	0.624	TRUE	0.624	04/26/11	0.624	1.872	1	0.694	2	1.600
Sulfolane (126-33-0) MDL	0.488	Water	SVGCMS#2	08/24/07	2	0.423	TRUE	0.423	04/20/11	0.423	1.268	1	0.860		
Thiophenol (Phenylmercaptan/Benzene	0.244	Water	SVGCMS#2	08/24/07	10	1.930	TRUE	1.930	04/20/11	1.930	5.790	10	7.530		

TestAmerica

THE LEADER IN ENVIRONMENTAL TESTING

No. 32139

RA

CHAIN OF CUSTODY RECORD

CUSTOMER INFORMATION	PROJECT INFORMATION
COMPANY: GEO STRATA	PROJECT NAME/NUMBER: HILLCREST COMMUNITY ENVIRON. INVESTIGATION
SEND REPORT TO: CHERI KRIEG	BILLING INFORMATION
ADDRESS: 4718 College Park	BILL TO: GEO STRATA
San Antonio, TX. 78249	ADDRESS: 4718 College Park
PHONE: (210) 492-7282	San Antonio, TX 78249
FAX: (210) 492-8935	PHONE: (210) 492-7282
	FAX: PO NO:

LAB JOB NO. Loc: 560 25704

SEAL INTACT N/A
COOLER TEMP 0.1°C
IR GUN ID 4
INITIAL/DATE EHP 4/26/11
Not Frozen

SAMPLE NO.	SAMPLE DESCRIPTION	SAMPLE DATE	SAMPLE TIME	SAMPLE MATRIX	CONTAINER	PRESERV.	NUMBER OF CONTAINERS	(PAH w/ Sulfolane)	SW-846 EPA 8270		SW-846 EPA 8260					REMARKS/PRECAUTIONS.
GW-01		4/26/11	1405	H_2O	1L AMBER	ICE	2		✓		✓					
GW-04		4/26/11	1610	H_2O	1L AMBER	ICE	2		✓		✓					
GW-Dup-01		4/26/11	1420	H_2O	1L AMBER	ICE	2		✓		✓					
GW-EB-01		4/26/11	1300	H_2O	1L AMBER	ICE	2		✓		✓					
GW-EB-02		4/26/11	1645	H_2O	1L AMBER	ICE	2		✓		✓					
GW-TB-01	(TRIP BLANK)				40mL VOA	HCL ICE	2				✓					REQUIRED BY TCEQ

SAMPLER: Rudy Arredondo

SHIPMENT METHOD: Hand Deliver

AIRBILL NO.:

REQUIRED TURNAROUND ☐ ROUTINE TAT (10 BUSINESS DAYS) ☑ RUSH TAT (MAY REQUIRE SURCHARGE) 5 BUSINESS DAYS

1. RELINQUISHED BY:	DATE	2. RELINQUISHED BY:	DATE	3. RELINQUISHED BY:	DATE
SIGNATURE: Rudy Arredondo	4/26/11	SIGNATURE:		SIGNATURE:	
PRINTED NAME/COMPANY: GEO STRATA	TIME 1741	PRINTED NAME/COMPANY:	TIME	PRINTED NAME/COMPANY:	TIME
1. RECEIVED BY:	**DATE**	**2. RECEIVED BY:**	**DATE**	**3. RECEIVED BY:**	**DATE**
SIGNATURE: Erica H Padilla	4/26/11	SIGNATURE:		SIGNATURE:	
PRINTED NAME/COMPANY: TestAmerica	TIME 1741	PRINTED NAME/COMPANY:	TIME	PRINTED NAME/COMPANY:	TIME

TAL-8222-560 (1209)

TestAmerica
1733 N. Padre Island Drive
Corpus Christi, TX 78408
Phone: 361.289.2673/Fax: 361.289.2471

Login Sample Receipt Checklist

Client: Geo Strata Environmental Consultants Inc

Job Number: 560-25704-1
SDG Number: April 26, 2011

Login Number: 25704
List Number: 1
Creator: Magee, Alice J.

List Source: TestAmerica Corpus Christi

Question	Answer	Comment
Radioactivity either was not measured or, if measured, is at or below background	N/A	
The cooler's custody seal, if present, is intact.	True	
The cooler or samples do not appear to have been compromised or tampered with.	True	
Samples were received on ice.	True	
Cooler Temperature is acceptable.	True	Not frozen
Cooler Temperature is recorded.	True	0.1°C
COC is present.	True	
COC is filled out in ink and legible.	True	
COC is filled out with all pertinent information.	True	
Is the Field Sampler's name present on COC?	True	
There are no discrepancies between the sample IDs on the containers and the COC.	True	
Samples are received within Holding Time.	True	
Sample containers have legible labels.	True	
Containers are not broken or leaking.	True	
Sample collection date/times are provided.	True	
Appropriate sample containers are used.	True	
Sample bottles are completely filled.	True	
Sample Preservation Verified.	True	
There is sufficient vol. for all requested analyses, incl. any requested MS/MSDs	True	
VOA sample vials do not have headspace or bubble is <6mm (1/4") in diameter.	True	Trip blank cancelled as per O. Valdez 4/26/11
Multiphasic samples are not present.	True	
Samples do not require splitting or compositing.	True	
Residual Chlorine Checked.	True	

ANALYTICAL REPORT

Job Number: 560-25706-1

SDG Number: April 27, 2011

Job Description: Sulfolane & PAH Analysis

For:
Geo Strata Environmental Consultants Inc
4718 College Park
San Antonio, TX 78249

Attention: Cheri Krieg

Approved for release.
Timothy L. Kellogg
Project Manager II
5/26/2011 4:13 PM

Timothy L. Kellogg
Project Manager II
tim.kellogg@testamericainc.com
05/26/2011

The test results entered in this report meet all NELAC requirements for accredited parameters. Any exceptions to NELAC requirements are noted in the report. Pursuant to NELAC, this report may not be reproduced except in full, and with written approval from the laboratory. TestAmerica Corpus Christi Certifications and Approvals: NELAC TX T104704210-TX, NELAC KS E-10362, Oklahoma 9968, USDA Soil Permit P330.

TestAmerica
THE LEADER IN ENVIRONMENTAL TESTING

TestAmerica Corpus Christi
TRRP Data Package Cover Page

Job Number: 560-25706-1
Project Name/Number: Sulfolane & PAH Analysis

This Data Package consists of:

This signature page, the laboratory review checklist, and the following Reportable Data:

- ☒ R1 Field Chain-of-Custody Form
- ☒ R2 Sample Identification Cross-reference;
- ☒ R3 Test Reports (Analytical Data Sheets) for each environmental sample that includes:
  - a) Items consistent with NELAC Chapter 5
  - b) dilution factors,
  - c) preparation methods,
  - d) cleanup methods, and
  - e) if required for the project, tentatively identified compounds (TICs).
- ☒ R4 Surrogate Recovery Data including:
  - a) Calculated recovery (%R), and
  - b) The laboratory's surrogate QC limits.
- ☒ R5 Test Reports/Summary Forms for Blank Samples;
- ☒ R6 Test Reports/Summary Forms for Laboratory Control Samples (LCSs) including:
  - a) LCS spiking amounts,
  - b) Calculated %R for each analyte, and
  - d) The laboratory's LCS QC limits
- ☒ R7 Test Reports for Matrix Spike/Matrix Spike Duplicates (MS/MSDs) including:
  - a) Samples associated with the MS/MSD clearly identified,
  - b) MS/MSD spiking amounts,
  - c) Concentration of each MS/MSD analyte measured in the parent and spiked sample,
  - d) Calculated %Rs and relative percent differences (RPDs), and
  - e) The laboratory's MS/MSD QC limits
- ☒ R8 Laboratory analytical duplicates (if applicable) recovery and precision, including:
  - a) the amount of analyte measured in the duplicate,
  - b) the calculated RPD, and
  - c) the laboratory's QC limits for analytical duplicates.
- ☒ R9 List of method quantitation limit (MQL) and detectability check sample results for each analyte for each method and matrix;
- ☒ R10 Other problems or anomalies

The exception report for each "No" or "Not Reviewed (NR)" item in the Laboratory Review Checklist and for each analyte, matrix, and method for which the laboratory does not hold NELAC accreditation under the Texas Laboratory Accreditation Program.

Release Statement: "I am the laboratory manager, or his/her designee, and I am responsible for the release of this data package. This laboratory is NELAC accredited under Texas laboratory Accreditation Program for all the methods, analytes, and matrices reported in this data package except as noted in the Exception Reports. The data has been reviewed and are technically compliant with the requirements of the methods used, except where noted by the laboratory in the Exception Reports. By my signature below, I affirm, to the best of my knowledge, that all problems/anomalies observed by the laboratory have been identified in the Laboratory Review Checklist, and no information affecting the quality of the data has been knowingly withheld."

Timothy L. Kellogg	Timothy L. Kellogg	5/26/2011
Name (printed)	Signature	Date

Client Services Manager
Official Title (printed)

LRC Date: May 26, 2011	Laboratory Job Number: 560-25706-1
Reviewer Name: Timothy L. Kellogg	Project Name/Number: Sulfolane & PAH Analysis

#[1]	A[2]	Description	Yes	No	NA[3]	NR[4]	ER#[5]
R1	OI	CHAIN-OF-CUSTODY (C-O-C)					
		1) Did all samples meet the laboratory's standard conditions of sample acceptability upon receipt?	X				
		2) Were all departures from standard conditions described in an exception report or case narrative?	X				
R2	OI	SAMPLE AND QUALITY CONTROL (QC) IDENTIFICATION					
		1) Are all field sample ID numbers cross-referenced to the laboratory ID numbers?	X				
		2) Are all laboratory ID numbers cross-referenced to the corresponding QC data?	X				
R3	OI	TEST REPORTS					
		1) Were all samples prepared and analyzed within holding time?	X				
		2) Other than those results <MQL, were all other raw values bracketed by calibration standards?	X				
		3) Were calculations checked by a peer or supervisor?	X				
		4) Were all analyte identifications checked by a peer or supervisor?	X				
		5) Were sample quantitation limits reported for all analytes not detected?	X				
		6) Were all results for soil and sediment samples reported on a dry weight basis?			X		
		7) Were % moisture (or solids) reported for all soil and sediment samples?			X		
		8) were bulk soils/solids samples for volatile analysis extracted with methanol per SW846 Method 5035			X		
		9) If required for the project, TICs reported?			X		
R4	O	SURROGATE RECOVERY DATA					
		1) Were surrogates added prior to extraction?	X				
		2) Were surrogate percent recoveries in all samples within the laboratory QC limits?	X				
R5	OI	TEST REPORTS/SUMMARY FORMS FOR BLANK SAMPLES					
		1) Were appropriate type(s) of blanks analyzed?	X				
		2) Were blanks analyzed at the appropriate frequency?	X				
		3) Were method blanks taken through the entire analytical process, including preparation and, if applicable, cleanup procedures?	X				
		4) Were blank concentrations <MQL?	X				
R6	OI	LABORATORY CONTROL SAMPLES (LCS)					
		1) Were all COCs included in the LCS?	X				
		2) Was each LCS taken through the entire analytical procedure, including prep and cleanup steps?	X				
		3) Were LCSs analyzed at the required frequency?	X				
		4) Were LCS (and LCSD, if applicable) %Rs within the laboratory QC limits?	X				
		5) Does the detectability data document the laboratory's capability to detect the COCs at the MDL used to calculate the SDLs?	X				
		6) Was the LCSD RPD within QC limits?	X				
R7	OI	MATRIX SPIKE (MS) AND MATRIX SPIKE DUPLICATE (MSD) DATA					
		1) Were the project/method specified analytes included in the MS and MSD?	X				
		2) Were MS/MSD analyzed at the appropriate frequency?	X				
		3) Were MS (and MSD, if applicable) %Rs within the laboratory QC limits?		X			1
		4) Were MS/MSD RPDs within laboratory QC limits?	X				
R8	OI	ANALYTICAL DUPLICATE DATA					
		1) Were appropriate analytical duplicates analyzed for each matrix?	X				
		2) Were analytical duplicates analyzed at the appropriate frequency?	X				
		3) Were RPDs or relative standard deviations within the laboratory QC limits?	X				
R9	OI	METHOD QUANTITATION LIMITS (MQLs)					
		1) Are the MQLs for each method analyte listed and included in the laboratory data package?	X				
		2) Do the MQLs correspond to the concentration of the lowest non-zero calibration standard?	X				
		3) Are unadjusted MQLs and DCS included in the laboratory data package?	X				

LRC Date: May 26, 2011	Laboratory Job Number: 560-25706-1
Reviewer Name: Timothy L. Kellogg	Project Name/Number: Sulfolane & PAH Analysis

#[1]	A[2]	Description	Yes	No	NA[3]	NR[4]	ER#[5]
R10	**OI**	**OTHER PROBLEMS/ANOMALIES**					
		1) Are all known problems/anomalies/special conditions noted in this LRC, ER, or case narrative?	X				
		2) Was applicable and available technology used to lower the SDL to minimize the matrix interference effects on the sample results?	X				
		3) Is the laboratory NELAC-accredited under Texas Laboratory Accreditation Program for the analytes, matrices and methods associated with this laboratory data package?	X				
S1	**OI**	**INITIAL CALIBRATION (ICAL)**					
		1) Were response factors and/or relative response factors for each analyte within the QC limits?	X				
		2) Were percent RSDs or correlation coefficient criteria met?	X				
		3) Was the number of standards recommended in the method used for all analytes?	X				
		4) Were all points generated between the lowest and highest standard used to calculate the curve?	X				
		5) Are ICAL data available for all instruments used?	X				
		6) Has the initial calibration curve been verified using an appropriate second source standard?	X				
S2	**OI**	**INITIAL AND CONTINUING CALIBRATION VERIFICATION (ICV and CCV) AND CONTINUING CALIBRATION BLANK (CCB)**					
		1) Was the CCV analyzed at the method-required frequency?	X				
		2) Were percent differences for each analytes within the method-required QC limits?	X				
		3) Was the ICAL curve verified for each analyte?	X				
		4) Was the absolute value of the analyte concentration in the inorganic CCB <MDL?	X				
S3	**O**	**MASS SPECTRAL TUNING**					
		1) Was the appropriate compound for the method used for tuning?	X				
		2) Were ion abundance data within the method-required QC limits?	X				
S4	**O**	**INTERNAL STANDARDS (IS)**					
		1) Were IS area counts and retention times within the method-required QC limits?	X				
S5	**OI**	**RAW DATA (NELAC SECTION 5.5.10)**					
		1) Were the raw data (e.g. chromatograms, spectral data) reviewed by an analyst?	X				
		2) Were data associated with manual integrations flagged on the raw data?	X				
S6	**O**	**DUAL COLUMN CONFIRMATION**					
		1) Did dual column confirmation results meet the method-required QC?			X		
S7	**O**	**TENTATIVELY IDENTIFIED COMPOUNDS (TICs)**					
		1) If TICs were requested, were the mass spectra and TIC data subject to appropriate checks?			X		
S8	**I**	**INTERFERENCE CHECK SAMPLE (ICS) RESULTS**					
		1) Were percent recoveries within method QC limits?			X		
S9	**I**	**SERIAL DILUTIONS, POST DIGESTION SPIKES, AND METHOD OF STANDARD ADDITIONS**					
		1) Were percent differences, recoveries, and the linearity within the QC limits specified in the method?			X		
S10	**OI**	**METHOD DETECTION LIMIT (MDL) STUDIES**					
		1) Was a MDL study performed for each reported analyte?	X				
		2) Is the MDL either adjusted or supported by the analysis of DCS?	X				
S11	**OI**	**PROFICIENCY TEST REPORTS**					
		1) Was the laboratory's performance acceptable on the applicable proficiency tests or evaluation studies?	X				
S12	**OI**	**STANDARDS DOCUMENTATION**					
		1) Are all standards used in the analyses NIST-traceable or obtained from other appropriate sources?	X				
S13	**OI**	**COMPOUND/ANALYTE IDENTIFICATION PROCEDURES**					
		1) Are the procedures for compound/analyte identification documented?	X				
S14	**OI**	**DEMONSTRATION OF ANALYST COMPETENCY (DOC)**					
		1) Was DOC conducted consistent with NELAC Chapter 5?	X				

LRC Date: May 26, 2011	Laboratory Job Number: 560-25706-1
Reviewer Name: Timothy L. Kellogg	Project Name/Number: Sulfolane & PAH Analysis

		2) Is documentation of the analyst's competency up-to-date and on file?	X				
#[1]	A[2]	Description	Yes	No	NA[3]	NR[4]	ER#[5]
S15	O1	VERIFICATION/VALIDATION DOCUMENTATION FOR METHODS (NELAC CHAPTER 5)					
		1) Are all the methods used to generate the data documented, verified, and validated, where applicable?	X				
S16	O1	LABORATORY STANDARD OPERATING PROCEDURES (SOPs)					
		1) Are laboratory SOPs current and on file for each method performed?	X				

EXCEPTION REPORTS

ER#[5]	DESCRIPTION
1	EPA Method 8270C (QC Batch #560-59060) It was noted that some of the matrix spike and matrix spike duplicate (MS/MSD) recoveries for 560-25706-2 were outside of the control limits. Matrix interferences inherent to the sample are suspected to be the cause of the recoveries.

1 Items identified by the letter "R" should be included in the laboratory data package submitted to the TCEQ in the TRRP-required report(s). Items identified by the letter "S" should be retained and made available upon request for the appropriate retention period.
2 O = organic analyses; I = inorganic analyses (and general chemistry, when applicable)
3 NA = Not applicable
4 NR = Not reviewed
5 ER# = Exception Report identification number (an Exception Report should be completed for an item if "NR" or "No" is checked)

METHOD SUMMARY

Client: Geo Strata Environmental Consultants Inc

Job Number: 560-25706-1
Sdg Number: April 27, 2011

Description	Lab Location	Method	Preparation Method
Matrix: Water			
Semivolatile Organic Compounds (GC/MS)	TAL CC	SW846 8270C	
Liquid-Liquid Extraction (Continuous)	TAL CC		SW846 3520C

Lab References:

TAL CC = TestAmerica Corpus Christi

Method References:

SW846 = "Test Methods For Evaluating Solid Waste, Physical/Chemical Methods", Third Edition, November 1986 And Its Updates.

METHOD / ANALYST SUMMARY

Client: Geo Strata Environmental Consultants Inc

Job Number: 560-25706-1
Sdg Number: April 27, 2011

Method	Analyst	Analyst ID
SW846 8270C	Fisher, Gayland E	GEF

SAMPLE SUMMARY

Client: Geo Strata Environmental Consultants Inc

Job Number: 560-25706-1
Sdg Number: April 27, 2011

Lab Sample ID	Client Sample ID	Client Matrix	Date/Time Sampled	Date/Time Received
560-25706-1	GW-EB-03	Water	04/27/2011 0900	04/27/2011 1624
560-25706-2	GW-02	Water	04/27/2011 1015	04/27/2011 1624
560-25706-2MS	GW-02	Water	04/27/2011 1015	04/27/2011 1624
560-25706-2MSD	GW-02	Water	04/27/2011 1015	04/27/2011 1624
560-25706-3	GW-05	Water	04/27/2011 1230	04/27/2011 1624
560-25706-4	GW-06	Water	04/27/2011 1430	04/27/2011 1624
560-25706-5	GW-03 Spring Water	Water	04/27/2011 1530	04/27/2011 1624

Geo Strata Environmental Consultants Inc
ATTN: Cheri Krieg

Job Number: 560-25706-1
Project: Sulfolane & PAH Analysis
SDG Number: Sulfolane & PAH Analysis

Client Sample ID: GW-EB-03

Lab Sample ID: 560-25706-1
Client Matrix: Water

Date Sampled: 04/27/2011 09:00
Date Received: 04/27/2011 16:24

Test Method	CAS Number	Result	Q	Flag	MDL	MQL	SDL	Unit	Batch	Analysis Date/Time	D.F.	Analyst
Method: SW846 3520C,Water												
Liquid-Liquid Extraction (Continuous)		Complete							59026	04/28/2011 15:00		LPM
Method: SW846 8270C,Water												
2-Methylnaphthalene	91-57-6	<0.000505			0.000500	0.0100	0.000505	mg/L	59060	04/29/2011 16:22	1	GEF
Acenaphthene	83-32-9	<0.000575			0.000569	0.0100	0.000575	mg/L	59060	04/29/2011 16:22	1	GEF
Acenaphthylene	208-96-8	<0.000505			0.000500	0.0100	0.000505	mg/L	59060	04/29/2011 16:22	1	GEF
Anthracene	120-12-7	<0.000505			0.000500	0.0100	0.000505	mg/L	59060	04/29/2011 16:22	1	GEF
Benzo[a]anthracene	56-55-3	<0.000505			0.000500	0.0100	0.000505	mg/L	59060	04/29/2011 16:22	1	GEF
Benzo[a]pyrene	50-32-8	<0.000505			0.000500	0.0100	0.000505	mg/L	59060	04/29/2011 16:22	1	GEF
Benzo[b]fluoranthene	205-99-2	<0.000505			0.000500	0.0100	0.000505	mg/L	59060	04/29/2011 16:22	1	GEF
Benzo[g,h,i]perylene	191-24-2	<0.000505			0.000500	0.0100	0.000505	mg/L	59060	04/29/2011 16:22	1	GEF
Benzo[k]fluoranthene	207-08-9	<0.000505			0.000500	0.0100	0.000505	mg/L	59060	04/29/2011 16:22	1	GEF
Chrysene	218-01-9	<0.000505			0.000500	0.0100	0.000505	mg/L	59060	04/29/2011 16:22	1	GEF
Dibenz(a,h)anthracene	53-70-3	<0.000505			0.000500	0.0100	0.000505	mg/L	59060	04/29/2011 16:22	1	GEF
Fluoranthene	206-44-0	<0.000505			0.000500	0.0100	0.000505	mg/L	59060	04/29/2011 16:22	1	GEF
Fluorene	86-73-7	<0.000614			0.000608	0.0100	0.000614	mg/L	59060	04/29/2011 16:22	1	GEF
Indeno[1,2,3-cd]pyrene	193-39-5	<0.000505			0.000500	0.0100	0.000505	mg/L	59060	04/29/2011 16:22	1	GEF
Naphthalene	91-20-3	<0.000505			0.000500	0.0100	0.000505	mg/L	59060	04/29/2011 16:22	1	GEF
Phenanthrene	85-01-8	<0.000519			0.000514	0.0100	0.000519	mg/L	59060	04/29/2011 16:22	1	GEF
Pyrene	129-00-0	<0.000505			0.000500	0.0100	0.000505	mg/L	59060	04/29/2011 16:22	1	GEF
Sulfolane	126-33-0	<0.000505			0.000500	0.0100	0.000505	mg/L	59060	04/29/2011 16:22	1	GEF

Surrogates

Test Method	CAS Number	QC Type	Result	True Value	% Rec.	QC Limits	Flag	Instrument	Prep Batch	Analysis Date/Time	D.F.	Analyst
2-Fluorobiphenyl	321-60-8		0.0706	0.101	70	22-120		SVGCMS#2	59026	04/29/2011 16:22	1	GEF
Nitrobenzene-d5	4165-60-0		0.0741	0.101	73	26-120		SVGCMS#2	59026	04/29/2011 16:22	1	GEF
Terphenyl-d14	1718-51-0		0.0788	0.101	78	10-134		SVGCMS#2	59026	04/29/2011 16:22	1	GEF

Geo Strata Environmental Consultants Inc
ATTN: Cheri Krieg

Job Number: 560-25706-1
Project: Sulfolane & PAH Analysis
SDG Number: Sulfolane & PAH Analysis

Client Sample ID: GW-02

Lab Sample ID: 560-25706-2
Client Matrix: Water

Date Sampled: 04/27/2011 10:15
Date Received: 04/27/2011 16:24

Test Method	CAS Number	Result	Q	Flag	MDL	MQL	SDL	Unit	Batch	Analysis Date/Time	D.F.	Analyst
Method: SW846 3520C,Water												
Liquid-Liquid Extraction (Continuous)		Complete							59026	04/28/2011 15:00		LPM
Method: SW846 8270C,Water												
2-Methylnaphthalene	91-57-6	<0.000500			0.000500	0.0100	0.000500	mg/L	59060	04/29/2011 16:46	1	GEF
Acenaphthene	83-32-9	<0.000569			0.000569	0.0100	0.000569	mg/L	59060	04/29/2011 16:46	1	GEF
Acenaphthylene	208-96-8	<0.000500			0.000500	0.0100	0.000500	mg/L	59060	04/29/2011 16:46	1	GEF
Anthracene	120-12-7	<0.000500			0.000500	0.0100	0.000500	mg/L	59060	04/29/2011 16:46	1	GEF
Benzo[a]anthracene	56-55-3	<0.000500			0.000500	0.0100	0.000500	mg/L	59060	04/29/2011 16:46	1	GEF
Benzo[a]pyrene	50-32-8	<0.000500			0.000500	0.0100	0.000500	mg/L	59060	04/29/2011 16:46	1	GEF
Benzo[b]fluoranthene	205-99-2	<0.000500			0.000500	0.0100	0.000500	mg/L	59060	04/29/2011 16:46	1	GEF
Benzo[g,h,i]perylene	191-24-2	<0.000500			0.000500	0.0100	0.000500	mg/L	59060	04/29/2011 16:46	1	GEF
Benzo[k]fluoranthene	207-08-9	<0.000500			0.000500	0.0100	0.000500	mg/L	59060	04/29/2011 16:46	1	GEF
Chrysene	218-01-9	<0.000500			0.000500	0.0100	0.000500	mg/L	59060	04/29/2011 16:46	1	GEF
Dibenz(a,h)anthracene	53-70-3	<0.000500			0.000500	0.0100	0.000500	mg/L	59060	04/29/2011 16:46	1	GEF
Fluoranthene	206-44-0	<0.000500			0.000500	0.0100	0.000500	mg/L	59060	04/29/2011 16:46	1	GEF
Fluorene	86-73-7	<0.000608			0.000608	0.0100	0.000608	mg/L	59060	04/29/2011 16:46	1	GEF
Indeno[1,2,3-cd]pyrene	193-39-5	<0.000500			0.000500	0.0100	0.000500	mg/L	59060	04/29/2011 16:46	1	GEF
Naphthalene	91-20-3	<0.000500			0.000500	0.0100	0.000500	mg/L	59060	04/29/2011 16:46	1	GEF
Phenanthrene	85-01-8	<0.000514			0.000514	0.0100	0.000514	mg/L	59060	04/29/2011 16:46	1	GEF
Pyrene	129-00-0	<0.000500			0.000500	0.0100	0.000500	mg/L	59060	04/29/2011 16:46	1	GEF
Sulfolane	126-33-0	<0.000500			0.000500	0.0100	0.000500	mg/L	59060	04/29/2011 16:46	1	GEF

Surrogates

Test Method	CAS Number	QC Type	Result	True Value	% Rec.	QC Limits	Flag	Instrument	Prep Batch	Analysis Date/Time	D.F.	Analyst
2-Fluorobiphenyl	321-60-8		0.0720	0.100	72	22-120		SVGCMS#2	59026	04/29/2011 16:46	1	GEF
Nitrobenzene-d5	4165-60-0		0.0756	0.100	76	26-120		SVGCMS#2	59026	04/29/2011 16:46	1	GEF
Terphenyl-d14	1718-51-0		0.0602	0.100	60	10-134		SVGCMS#2	59026	04/29/2011 16:46	1	GEF

Geo Strata Environmental Consultants Inc
ATTN: Cheri Krieg

Job Number: 560-25706-1
Project: Sulfolane & PAH Analysis
SDG Number: Sulfolane & PAH Analysis

Client Sample ID: GW-05

Lab Sample ID: 560-25706-3
Client Matrix: Water

Date Sampled: 04/27/2011 12:30
Date Received: 04/27/2011 16:24

Test Method	CAS Number	Result	Q	Flag	MDL	MQL	SDL	Unit	Batch	Analysis Date/Time	D.F.	Analyst
Method: SW846 3520C,Water												
Liquid-Liquid Extraction (Continuous)		Complete							59026	04/28/2011 15:00		LPM
Method: SW846 8270C,Water												
2-Methylnaphthalene	91-57-6	<0.000526			0.000500	0.0100	0.000526	mg/L	59060	04/29/2011 17:10	1	GEF
Acenaphthene	83-32-9	<0.000599			0.000569	0.0100	0.000599	mg/L	59060	04/29/2011 17:10	1	GEF
Acenaphthylene	208-96-8	<0.000526			0.000500	0.0100	0.000526	mg/L	59060	04/29/2011 17:10	1	GEF
Anthracene	120-12-7	<0.000526			0.000500	0.0100	0.000526	mg/L	59060	04/29/2011 17:10	1	GEF
Benzo[a]anthracene	56-55-3	<0.000526			0.000500	0.0100	0.000526	mg/L	59060	04/29/2011 17:10	1	GEF
Benzo[a]pyrene	50-32-8	<0.000526			0.000500	0.0100	0.000526	mg/L	59060	04/29/2011 17:10	1	GEF
Benzo[b]fluoranthene	205-99-2	<0.000526			0.000500	0.0100	0.000526	mg/L	59060	04/29/2011 17:10	1	GEF
Benzo[g,h,i]perylene	191-24-2	<0.000526			0.000500	0.0100	0.000526	mg/L	59060	04/29/2011 17:10	1	GEF
Benzo[k]fluoranthene	207-08-9	<0.000526			0.000500	0.0100	0.000526	mg/L	59060	04/29/2011 17:10	1	GEF
Chrysene	218-01-9	<0.000526			0.000500	0.0100	0.000526	mg/L	59060	04/29/2011 17:10	1	GEF
Dibenz(a,h)anthracene	53-70-3	<0.000526			0.000500	0.0100	0.000526	mg/L	59060	04/29/2011 17:10	1	GEF
Fluoranthene	206-44-0	<0.000526			0.000500	0.0100	0.000526	mg/L	59060	04/29/2011 17:10	1	GEF
Fluorene	86-73-7	<0.000640			0.000608	0.0100	0.000640	mg/L	59060	04/29/2011 17:10	1	GEF
Indeno[1,2,3-cd]pyrene	193-39-5	<0.000526			0.000500	0.0100	0.000526	mg/L	59060	04/29/2011 17:10	1	GEF
Naphthalene	91-20-3	<0.000526			0.000500	0.0100	0.000526	mg/L	59060	04/29/2011 17:10	1	GEF
Phenanthrene	85-01-8	<0.000541			0.000514	0.0100	0.000541	mg/L	59060	04/29/2011 17:10	1	GEF
Pyrene	129-00-0	<0.000526			0.000500	0.0100	0.000526	mg/L	59060	04/29/2011 17:10	1	GEF
Sulfolane	126-33-0	<0.000526			0.000500	0.0100	0.000526	mg/L	59060	04/29/2011 17:10	1	GEF

Surrogates

Test Method	CAS Number	QC Type	Result	True Value	% Rec.	QC Limits	Flag	Instrument	Prep Batch	Analysis Date/Time	D.F.	Analyst
2-Fluorobiphenyl	321-60-8		0.0722	0.105	69	22-120		SVGCMS#2	59026	04/29/2011 17:10	1	GEF
Nitrobenzene-d5	4165-60-0		0.0759	0.105	72	26-120		SVGCMS#2	59026	04/29/2011 17:10	1	GEF
Terphenyl-d14	1718-51-0		0.0567	0.105	54	10-134		SVGCMS#2	59026	04/29/2011 17:10	1	GEF

Geo Strata Environmental Consultants Inc
ATTN: Cheri Krieg

Job Number: 560-25706-1
Project: Sulfolane & PAH Analysis
SDG Number: Sulfolane & PAH Analysis

Client Sample ID: GW-06

Lab Sample ID: 560-25706-4
Client Matrix: Water

Date Sampled: 04/27/2011 14:30
Date Received: 04/27/2011 16:24

Test Method	CAS Number	Result	Q	Flag	MDL	MQL	SDL	Unit	Batch	Analysis Date/Time	D.F.	Analyst
Method: SW846 3520C,Water												
Liquid-Liquid Extraction (Continuous)		Complete							59026	04/28/2011 15:00		LPM
Method: SW846 8270C,Water												
2-Methylnaphthalene	91-57-6	<0.000515			0.000500	0.0100	0.000515	mg/L	59060	04/29/2011 17:34	1	GEF
Acenaphthene	83-32-9	<0.000587			0.000569	0.0100	0.000587	mg/L	59060	04/29/2011 17:34	1	GEF
Acenaphthylene	208-96-8	<0.000515			0.000500	0.0100	0.000515	mg/L	59060	04/29/2011 17:34	1	GEF
Anthracene	120-12-7	<0.000515			0.000500	0.0100	0.000515	mg/L	59060	04/29/2011 17:34	1	GEF
Benzo[a]anthracene	56-55-3	<0.000515			0.000500	0.0100	0.000515	mg/L	59060	04/29/2011 17:34	1	GEF
Benzo[a]pyrene	50-32-8	<0.000515			0.000500	0.0100	0.000515	mg/L	59060	04/29/2011 17:34	1	GEF
Benzo[b]fluoranthene	205-99-2	<0.000515			0.000500	0.0100	0.000515	mg/L	59060	04/29/2011 17:34	1	GEF
Benzo[g,h,i]perylene	191-24-2	<0.000515			0.000500	0.0100	0.000515	mg/L	59060	04/29/2011 17:34	1	GEF
Benzo[k]fluoranthene	207-08-9	<0.000515			0.000500	0.0100	0.000515	mg/L	59060	04/29/2011 17:34	1	GEF
Chrysene	218-01-9	<0.000515			0.000500	0.0100	0.000515	mg/L	59060	04/29/2011 17:34	1	GEF
Dibenz(a,h)anthracene	53-70-3	<0.000515			0.000500	0.0100	0.000515	mg/L	59060	04/29/2011 17:34	1	GEF
Fluoranthene	206-44-0	<0.000515			0.000500	0.0100	0.000515	mg/L	59060	04/29/2011 17:34	1	GEF
Fluorene	86-73-7	<0.000627			0.000608	0.0100	0.000627	mg/L	59060	04/29/2011 17:34	1	GEF
Indeno[1,2,3-cd]pyrene	193-39-5	<0.000515			0.000500	0.0100	0.000515	mg/L	59060	04/29/2011 17:34	1	GEF
Naphthalene	91-20-3	<0.000515			0.000500	0.0100	0.000515	mg/L	59060	04/29/2011 17:34	1	GEF
Phenanthrene	85-01-8	<0.000530			0.000514	0.0100	0.000530	mg/L	59060	04/29/2011 17:34	1	GEF
Pyrene	129-00-0	<0.000515			0.000500	0.0100	0.000515	mg/L	59060	04/29/2011 17:34	1	GEF
Sulfolane	126-33-0	<0.000515			0.000500	0.0100	0.000515	mg/L	59060	04/29/2011 17:34	1	GEF

Surrogates

Test Method	CAS Number	QC Type	Result	True Value	% Rec.	QC Limits	Flag	Instrument	Prep Batch	Analysis Date/Time	D.F.	Analyst
2-Fluorobiphenyl	321-60-8		0.0745	0.103	72	22-120		SVGCMS#2	59026	04/29/2011 17:34	1	GEF
Nitrobenzene-d5	4165-60-0		0.0808	0.103	78	26-120		SVGCMS#2	59026	04/29/2011 17:34	1	GEF
Terphenyl-d14	1718-51-0		0.0588	0.103	57	10-134		SVGCMS#2	59026	04/29/2011 17:34	1	GEF

Geo Strata Environmental Consultants Inc
ATTN: Cheri Krieg

Job Number: 560-25706-1
Project: Sulfolane & PAH Analysis
SDG Number: Sulfolane & PAH Analysis

Client Sample ID: GW-03 Spring Water

Lab Sample ID: 560-25706-5
Client Matrix: Water

Date Sampled: 04/27/2011 15:30
Date Received: 04/27/2011 16:24

Test Method	CAS Number	Result	Q	Flag	MDL	MQL	SDL	Unit	Batch	Analysis Date/Time	D.F.	Analyst
Method: SW846 3520C,Water												
Liquid-Liquid Extraction (Continuous)		Complete							59026	04/28/2011 15:00		LPM
Method: SW846 8270C,Water												
2-Methylnaphthalene	91-57-6	<0.000526			0.000500	0.0100	0.000526	mg/L	59060	04/29/2011 17:59	1	GEF
Acenaphthene	83-32-9	<0.000599			0.000569	0.0100	0.000599	mg/L	59060	04/29/2011 17:59	1	GEF
Acenaphthylene	208-96-8	<0.000526			0.000500	0.0100	0.000526	mg/L	59060	04/29/2011 17:59	1	GEF
Anthracene	120-12-7	<0.000526			0.000500	0.0100	0.000526	mg/L	59060	04/29/2011 17:59	1	GEF
Benzo[a]anthracene	56-55-3	<0.000526			0.000500	0.0100	0.000526	mg/L	59060	04/29/2011 17:59	1	GEF
Benzo[a]pyrene	50-32-8	<0.000526			0.000500	0.0100	0.000526	mg/L	59060	04/29/2011 17:59	1	GEF
Benzo[b]fluoranthene	205-99-2	<0.000526			0.000500	0.0100	0.000526	mg/L	59060	04/29/2011 17:59	1	GEF
Benzo[g,h,i]perylene	191-24-2	<0.000526			0.000500	0.0100	0.000526	mg/L	59060	04/29/2011 17:59	1	GEF
Benzo[k]fluoranthene	207-08-9	<0.000526			0.000500	0.0100	0.000526	mg/L	59060	04/29/2011 17:59	1	GEF
Chrysene	218-01-9	<0.000526			0.000500	0.0100	0.000526	mg/L	59060	04/29/2011 17:59	1	GEF
Dibenz(a,h)anthracene	53-70-3	<0.000526			0.000500	0.0100	0.000526	mg/L	59060	04/29/2011 17:59	1	GEF
Fluoranthene	206-44-0	<0.000526			0.000500	0.0100	0.000526	mg/L	59060	04/29/2011 17:59	1	GEF
Fluorene	86-73-7	<0.000640			0.000608	0.0100	0.000640	mg/L	59060	04/29/2011 17:59	1	GEF
Indeno[1,2,3-cd]pyrene	193-39-5	<0.000526			0.000500	0.0100	0.000526	mg/L	59060	04/29/2011 17:59	1	GEF
Naphthalene	91-20-3	<0.000526			0.000500	0.0100	0.000526	mg/L	59060	04/29/2011 17:59	1	GEF
Phenanthrene	85-01-8	<0.000541			0.000514	0.0100	0.000541	mg/L	59060	04/29/2011 17:59	1	GEF
Pyrene	129-00-0	<0.000526			0.000500	0.0100	0.000526	mg/L	59060	04/29/2011 17:59	1	GEF
Sulfolane	126-33-0	<0.000526			0.000500	0.0100	0.000526	mg/L	59060	04/29/2011 17:59	1	GEF

Surrogates

Test Method	CAS Number	QC Type	Result	True Value	% Rec.	QC Limits	Flag	Instrument	Prep Batch	Analysis Date/Time	D.F.	Analyst
2-Fluorobiphenyl	321-60-8		0.0766	0.105	73	22-120		SVGCMS#2	59026	04/29/2011 17:59	1	GEF
Nitrobenzene-d5	4165-60-0		0.0804	0.105	76	26-120		SVGCMS#2	59026	04/29/2011 17:59	1	GEF
Terphenyl-d14	1718-51-0		0.0907	0.105	86	10-134		SVGCMS#2	59026	04/29/2011 17:59	1	GEF

DATA REPORTING QUALIFIERS

Client: Geo Strata Environmental Consultants Inc

Job Number: 560-25706-1
Sdg Number: April 27, 2011

Lab Section	Qualifier	Description
GC/MS Semi VOA		
	F	MS or MSD exceeds the control limits

QUALITY CONTROL RESULTS

Client: Geo Strata Environmental Consultants Inc

Job Number: 560-25706-1
Sdg Number: April 27, 2011

Method Blank - Batch: 560-59026

Method: 8270C
Preparation: 3520C

Lab Sample ID:	MB 560-59026/1-A	Analysis Batch:	560-59060	Instrument ID:	SVGCMS#2
Client Matrix:	Water	Prep Batch:	560-59026	Lab File ID:	04291153.D
Dilution:	1.0	Leach Batch:	N/A	Initial Weight/Volume:	1000 mL
Analysis Date:	04/29/2011 1308	Units:	mg/L	Final Weight/Volume:	1 mL
Prep Date:	04/28/2011 1500			Injection Volume:	1 uL
Leach Date:	N/A				

Analyte	Result	Qual	MDL	RL
Acenaphthene	<0.000569		0.000569	0.0100
Acenaphthylene	<0.000500		0.000500	0.0100
Anthracene	<0.000500		0.000500	0.0100
Benzo[a]anthracene	<0.000500		0.000500	0.0100
Benzo[a]pyrene	<0.000500		0.000500	0.0100
Benzo[b]fluoranthene	<0.000500		0.000500	0.0100
Benzo[g,h,i]perylene	<0.000500		0.000500	0.0100
Benzo[k]fluoranthene	<0.000500		0.000500	0.0100
Chrysene	<0.000500		0.000500	0.0100
Dibenz(a,h)anthracene	<0.000500		0.000500	0.0100
Fluoranthene	<0.000500		0.000500	0.0100
Fluorene	<0.000608		0.000608	0.0100
Indeno[1,2,3-cd]pyrene	<0.000500		0.000500	0.0100
2-Methylnaphthalene	<0.000500		0.000500	0.0100
Naphthalene	<0.000500		0.000500	0.0100
Phenanthrene	<0.000514		0.000514	0.0100
Pyrene	<0.000500		0.000500	0.0100
Sulfolane	<0.000500		0.000500	0.0100

Surrogate	% Rec	Acceptance Limits
2-Fluorobiphenyl	76	22 - 120
Nitrobenzene-d5	78	26 - 120
Terphenyl-d14	88	10 - 134

Client: Geo Strata Environmental Consultants Inc

Job Number: 560-25706-1
Sdg Number: April 27, 2011

Lab Control Sample - Batch: 560-59026

Method: 8270C
Preparation: 3520C

Lab Sample ID:	LCS 560-59026/2-A	Analysis Batch:	560-59060	Instrument ID:	SVGCMS#2
Client Matrix:	Water	Prep Batch:	560-59026	Lab File ID:	04291154.D
Dilution:	1.0	Leach Batch:	N/A	Initial Weight/Volume:	1000 mL
Analysis Date:	04/29/2011 1332	Units:	mg/L	Final Weight/Volume:	1 mL
Prep Date:	04/28/2011 1500			Injection Volume:	1 uL
Leach Date:	N/A				

Analyte	Spike Amount	Result	% Rec.	Limit	Qual
Acenaphthene	0.100	0.09523	95	56 - 120	
Acenaphthylene	0.100	0.09325	93	56 - 120	
Anthracene	0.100	0.09050	91	62 - 121	
Benzo[a]anthracene	0.100	0.08508	85	63 - 131	
Benzo[a]pyrene	0.100	0.09367	94	61 - 146	
Benzo[b]fluoranthene	0.100	0.09003	90	64 - 143	
Benzo[g,h,i]perylene	0.100	0.08305	83	63 - 126	
Benzo[k]fluoranthene	0.100	0.08358	84	57 - 128	
Chrysene	0.100	0.09314	93	62 - 129	
Dibenz(a,h)anthracene	0.100	0.08739	87	59 - 132	
Fluoranthene	0.100	0.08771	88	58 - 127	
Fluorene	0.100	0.09679	97	60 - 120	
Indeno[1,2,3-cd]pyrene	0.100	0.08402	84	63 - 128	
2-Methylnaphthalene	0.100	0.08992	90	52 - 120	
Naphthalene	0.100	0.09004	90	48 - 120	
Phenanthrene	0.100	0.09462	95	62 - 126	
Pyrene	0.100	0.09181	92	64 - 120	
Sulfolane	0.100	0.07940	79	30 - 120	

Surrogate	% Rec	Acceptance Limits
2-Fluorobiphenyl	83	22 - 120
Nitrobenzene-d5	87	26 - 120
Terphenyl-d14	89	10 - 134

Client: Geo Strata Environmental Consultants Inc

Job Number: 560-25706-1
Sdg Number: April 27, 2011

Matrix Spike/
Matrix Spike Duplicate Recovery Report - Batch: 560-59026

Method: 8270C
Preparation: 3520C

MS Lab Sample ID:	560-25706-2	Analysis Batch:	560-59060	Instrument ID:	SVGCMS#2
Client Matrix:	Water	Prep Batch:	560-59026	Lab File ID:	04291165.D
Dilution:	1.0	Leach Batch:	N/A	Initial Weight/Volume:	920 mL
Analysis Date:	04/29/2011 1823			Final Weight/Volume:	1 mL
Prep Date:	04/28/2011 1500			Injection Volume:	1 uL
Leach Date:	N/A				

MSD Lab Sample ID:	560-25706-2	Analysis Batch:	560-59060	Instrument ID:	SVGCMS#2
Client Matrix:	Water	Prep Batch:	560-59026	Lab File ID:	04291166.D
Dilution:	1.0	Leach Batch:	N/A	Initial Weight/Volume:	950 mL
Analysis Date:	04/29/2011 1847			Final Weight/Volume:	1 mL
Prep Date:	04/28/2011 1500			Injection Volume:	1 uL
Leach Date:	N/A				

	% Rec.						
Analyte	MS	MSD	Limit	RPD	RPD Limit	MS Qual	MSD Qual
Acenaphthene	93	92	56 - 120	4	30		
Acenaphthylene	46	39	56 - 120	20	30	F	F
Anthracene	89	86	62 - 121	6	30		
Benzo[a]anthracene	94	88	63 - 131	10	30		
Benzo[a]pyrene	100	93	61 - 146	10	30		
Benzo[b]fluoranthene	94	90	64 - 143	8	30		
Benzo[g,h,i]perylene	88	82	63 - 126	11	30		
Benzo[k]fluoranthene	91	83	57 - 128	12	30		
Chrysene	101	93	62 - 129	11	30		
Dibenz(a,h)anthracene	93	87	59 - 132	10	30		
Fluoranthene	93	87	58 - 127	9	30		
Fluorene	93	93	60 - 120	3	30		
Indeno[1,2,3-cd]pyrene	90	84	63 - 128	10	30		
2-Methylnaphthalene	87	88	52 - 120	2	30		
Naphthalene	86	87	48 - 120	2	30		
Phenanthrene	95	93	62 - 126	5	30		
Pyrene	98	93	64 - 120	8	30		
Sulfolane	89	92	30 - 120	1	30		

Surrogate	MS % Rec	MSD % Rec	Acceptance Limits
2-Fluorobiphenyl	79	79	22 - 120
Nitrobenzene-d5	83	84	26 - 120
Terphenyl-d14	64	64	10 - 134

Client: Geo Strata Environmental Consultants Inc

Job Number: 560-25706-1
Sdg Number: April 27, 2011

Matrix Spike/
Matrix Spike Duplicate Recovery Report - Batch: 560-59026

Method: 8270C
Preparation: 3520C

MS Lab Sample ID:	560-25706-2	Units:	mg/L	MSD Lab Sample ID:	560-25706-2
Client Matrix:	Water			Client Matrix:	Water
Dilution:	1.0			Dilution:	1.0
Analysis Date:	04/29/2011 1823			Analysis Date:	04/29/2011 1847
Prep Date:	04/28/2011 1500			Prep Date:	04/28/2011 1500
Leach Date:	N/A			Leach Date:	N/A

Analyte	Sample Result/Qual	MS Spike Amount	MSD Spike Amount	MS Result/Qual		MSD Result/Qual	
Acenaphthene	<0.000569	0.109	0.105	0.1006		0.09683	
Acenaphthylene	<0.000500	0.109	0.105	0.05044	F	0.04139	F
Anthracene	<0.000500	0.109	0.105	0.09637		0.09059	
Benzo[a]anthracene	<0.000500	0.109	0.105	0.1018		0.09232	
Benzo[a]pyrene	<0.000500	0.109	0.105	0.1088		0.09805	
Benzo[b]fluoranthene	<0.000500	0.109	0.105	0.1020		0.09427	
Benzo[g,h,i]perylene	<0.000500	0.109	0.105	0.09620		0.08603	
Benzo[k]fluoranthene	<0.000500	0.109	0.105	0.09865		0.08757	
Chrysene	<0.000500	0.109	0.105	0.1095		0.09773	
Dibenz(a,h)anthracene	<0.000500	0.109	0.105	0.1015		0.09207	
Fluoranthene	<0.000500	0.109	0.105	0.1006		0.09176	
Fluorene	<0.000608	0.109	0.105	0.1009		0.09745	
Indeno[1,2,3-cd]pyrene	<0.000500	0.109	0.105	0.09833		0.08857	
2-Methylnaphthalene	<0.000500	0.109	0.105	0.09445		0.09234	
Naphthalene	<0.000500	0.109	0.105	0.09348		0.09169	
Phenanthrene	<0.000514	0.109	0.105	0.1031		0.09817	
Pyrene	<0.000500	0.109	0.105	0.1064		0.09776	
Sulfolane	<0.000500	0.109	0.105	0.09711		0.09646	

TestAmerica
THE LEADER IN ENVIRONMENTAL TESTING

Corpus Christi

Method Detection Limit (MDL) & Detectability Check Standard (DCS) Studies

2Q2011 (Apri - Jun 2011), Job 560-25303-2&3 & 25437-1(Thiophenol&Sulfolane) & 25103 (o-Toluidine&PCNB)

Method 625/8270 GC/MS Semivolatile Organics - Water Matrix

Method: 8270C/625

Matrix: Water

Extraction: 1 liter to 1ml ; Prep factor = 1ug/L (Raw data = ug/ml X 1ml/1liter) = 1ug/L)

Instrument: 2 &3

Raw data in ug/ml X (1ml/1L) = DCS measured value in ug/L or ppb

Run DCS at: 1, 2, 5, 10, 20, 50ug/ml on column

Parameter	TRRP Residential Lowest PCL ug/L	Matrix	Inst. ID	MDL Study Date	MDL Spike Conc ug/L	Actual MDL ug/L	10X Rule Eval	Current MDL	DCS Run Date	Spike Range ug/L Min	Spike Range ug/L Max	DCS Spike Conc ug/L	2Q2011 DCS measured value (ug/L)	Alter. DCS Spike ug/L	Alter.DCS measured value ug/L
1,1-Biphenyl (Diphenyl) (92-52-4)	1220	Water	SVGCMS#3	09/08/05	2	0.527	TRUE	0.527	04/26/11	0.527	1.581	1	0.726	2	1.500
1,2,4,5-Tetrachlorobenzene (95-95-3)	7.3	Water	SVGCMS#3	09/08/05	2	0.561	TRUE	0.561	04/26/11	0.561	1.683	1	0.400	2	0.953
1,2,4-Trichlorobenzene (120-82-1)	70	Water	SVGCMS#2	08/24/05	2	0.585	TRUE	0.585	04/25/11	0.585	1.755	1	0.350		
1,2-Dichlorobenzene (95-50-1)	600	Water	SVGCMS#3	09/08/05	2	0.503	TRUE	0.503	04/26/11	0.503	1.509	1	0.430	2	0.820
1,2-Diphenylhydrazine (as azobenzene 1(	8.295	Water	SVGCMS#2	08/24/05	2	0.561	TRUE	0.561	04/25/11	0.561	1.683	1	0.570		
1,3-Dichlorobenzene (541-73-1)	733	Water	SVGCMS#2	08/24/05	2	0.529	TRUE	2.000	04/25/11	2.000	6.000	2	0.762	5	2.12
1,3-Dimethylnaphthalene (575-41-7)	978	Water	SVGCMS#3	09/08/05	2	0.486	TRUE	0.486	04/26/11	0.486	1.458	1	0.502	2	1.250
1,4-Dichlorobenzene (106-46-7)	75	Water	SVGCMS#2	08/24/05	2	0.740	TRUE	0.740	04/25/11	0.740	2.220	1	0.310	2	0.80
1-4-Dioxane (MDL)		Water	SVGCMS#3	06/04/08	2	0.520	TRUE	5.000	04/26/11	5.000	15.000	5	2.910	10.00	3.750
1-Methylnaphthalene (90-12-0)	31.47	Water	SVGCMS#2	08/24/05	2	0.504	TRUE	0.504	04/25/11	0.504	1.512	1	0.507	2	1.19
2,3,4,6-Tetrachlorophenol (58-90-2)	733	Water	SVGCMS#2	08/24/05	2	0.519	TRUE	0.519	04/25/11	0.519	1.557	1	0.310	2	0.86
2,4,5-Trichlorophenol (95-95-4)	2440	Water	SVGCMS#3	09/08/05	2	0.396	TRUE	0.396	04/26/11	0.396	1.188	1	0.460	2	1.170
2,4,6-Trichlorophenol (88-06-2)	24.4	Water	SVGCMS#3	09/08/05	2	0.393	TRUE	0.393	04/26/11	0.393	1.179	1	0.440	2	1.070
2,4-Dichlorophenol (120-83-2)	73	Water	SVGCMS#2	08/24/05	2	0.387	TRUE	0.387	04/25/11	0.387	1.161	1	0.470	2	1.13
2,4-Dimethylphenol (105-67-9)	489	Water	SVGCMS#2	08/24/05	2	0.560	TRUE	0.560	04/25/11	0.560	1.680	1	0.480	2	0.98
2,4-Dinitrophenol (51-28-5)	48.9	Water	SVGCMS#2	08/24/05	10	0.928	FALSE	0.928	04/25/11	0.928	2.784	2	5.860	5	6.55
2,4-Dinitrotoluene (121-14-2)	1.34	Water	SVGCMS#3	09/08/05	2	0.383	TRUE	0.383	04/26/11	0.383	1.149	1	0.420	2	1.000
2,6-Dichlorophenol (87-65-0)	24	Water	SVGCMS#2	08/24/05	2	0.555	TRUE	0.555	04/25/11	0.555	1.665	1	0.510		
2,6-Dinitrotoluene (606-20-2)	1.34	Water	SVGCMS#3	09/08/05	2	0.522	TRUE	0.522	04/26/11	0.522	1.566	1	0.470	2	1.100
2-Chloronaphthalene (91-58-7)	1955	Water	SVGCMS#2	08/24/05	2	0.497	TRUE	0.497	04/25/11	0.497	1.491	1	0.510	2	1.19
2-Chlorophenol (95-57-8)	122	Water	SVGCMS#2	08/24/05	2	0.361	TRUE	0.361	04/25/11	0.361	1.083	1	0.647	2	
2-Methyl-4,6-dinitrophenol (534-52-1)	2.44	Water	SVGCMS#3	09/09/05	10	1.816	TRUE	1.816	04/26/11	1.816	5.448	2	0.320	5	1.820
2-Methylnaphthalene (91-57-6)	98	Water	SVGCMS#3	09/08/05	2	0.429	TRUE	0.429	04/26/11	0.429	1.287	1	0.540	2	1.210
2-Methylphenol (o-cresol) (95-48-7)	1220	Water	SVGCMS#3	09/08/05	2	0.486	TRUE	0.486	04/26/11	0.486	1.458	1	0.556	2	1.150
2-Nitroaniline (88-74-4)	7.3	Water	SVGCMS#2	08/24/05	2	0.443	TRUE	0.443	04/25/11	0.443	1.329	1	0.531		
2-Nitrophenol (88-75-5)	49	Water	SVGCMS#2	08/24/05	2	0.408	TRUE	0.408	04/25/11	0.408	1.224	1	0.440		
2-toluidine (95-53-4)	3.8	Water	SVGCMS#2	12/09/05	2	0.345	TRUE	0.345	05/13/11	0.345	1.035	1	0.714	2	1.29
3,3-Dichlorobenzidine (91-94-1)	2.028	Water	SVGCMS#2	08/24/05	2	0.205	TRUE	1.000	04/25/11	1.000	3.000	1	0.260	2	0.80
3,4 Methylphenol (m&p-cresol) (15831-	122	Water	SVGCMS#2	08/24/05	2	0.881	TRUE	0.881	04/25/11	0.881	2.643	2	1.040		
3-Methylcholanthrene (56-49-5)	0.041	Water	SVGCMS#2	08/25/06	2	1.210	TRUE	1.210	04/25/11	1.210	3.630	2	0.960		
3-Nitroaniline (99-09-2)	7.3	Water	SVGCMS#3	09/09/05	10	1.790	TRUE	1.790	04/26/11	1.790	5.370	2	1.200	5	3.610
4-Bromophenyl phenyl ether (101-55-3	0.061	Water	SVGCMS#2	08/24/05	2	0.743	TRUE	0.743	04/25/11	0.743	2.229	1	0.660	2	1.57
4-Chloro-3-methylphenol (59-50-7)	122	Water	SVGCMS#2	08/24/05	2	0.498	TRUE	0.498	04/25/11	0.498	1.494	1	0.460	2	1.20
4-Chloroaniline (106-47-8)	4.56	Water	SVGCMS#3	09/08/05	2	0.456	TRUE	0.456	04/26/11	0.456	1.368	1	0.450	2	0.969
4-Chlorophenyl phenyl ether (7005-72-	0.061	Water	SVGCMS#2	08/24/05	2	0.524	TRUE	0.524	04/25/11	0.524	1.572	1	0.615		
4-Nitroaniline (100-01-6)	45.6	Water	SVGCMS#3	09/09/05	10	1.460	TRUE	1.460	04/26/11	1.460	4.380	2	1.300	5	4.230
4-Nitrophenol (100-02-7)	48.88	Water	SVGCMS#2	08/24/05	10	1.770	TRUE	1.770	04/25/11	1.770	5.310	2	0.700	5	2.25
6-Methylchrysene (1705-85-7)	12.5	Water	SVGCMS#3	09/08/05	2	0.138	FALSE	0.500	04/26/11	0.500	1.500	1	0.798	2	1.700
7,12-Dimethylbenz(a)anthracene (57-9	0.0037	Water	SVGCMS#3	09/08/05	2	0.169	FALSE	0.500	04/26/11	0.500	1.500	1	0.658	2	1.480
Acenaphthene (83-32-9)	1467	Water	SVGCMS#2	08/24/05	2	0.569	TRUE	0.569	04/25/11	0.569	1.707	1	0.642		
Acenaphthylene (208-96-8)	1467	Water	SVGCMS#3	09/08/05	2	0.500	TRUE	0.500	04/26/11	0.500	1.500	1	0.643	2	1.470
Acetophenone (98-86-2)	2440	Water	SVGCMS#3	09/08/05	2	0.529	TRUE	0.529	04/26/11	0.529	1.587	1	0.877	2	1.700
Aniline (62-53-3)	160	Water	SVGCMS#2	08/24/05	2	0.361	TRUE	1.000	04/25/11	1.000	3.000	1	0.140	2	0.32
Anthracene (120-12-7)	7330	Water	SVGCMS#3	09/08/05	2	0.404	TRUE	0.404	04/26/11	0.404	1.212	1	0.803	2	1.810
Benzidine (92-87-5)	0.00396	Water	SVGCMS#3	09/09/05	10	0.511	FALSE	10.000	04/26/11	10.000	30.000	10	1.000	20	2.200
Benzo(a)anthracene (56-55-3)	1.25	Water	SVGCMS#2	08/24/05	2	0.133	FALSE	0.500	04/25/11	0.500	1.500	1	0.902		
Benzo(a)pyrene (50-32-8)	0.2	Water	SVGCMS#2	08/24/05	2	0.199	FALSE	0.500	04/25/11	0.500	1.500	1	0.813		
Benzo(b)fluoranthene (205-99-2)	1.25	Water	SVGCMS#2	08/24/05	2	0.197	FALSE	0.500	04/25/11	0.500	1.500	1	0.859		
Benzo(ghi)perylene (191-24-2)	733.26	Water	SVGCMS#2	08/24/05	2	0.289	TRUE	0.500	04/25/11	0.500	1.500	1	0.747		
Benzo(k)fluoranthene (207-08-9)	12.5	Water	SVGCMS#2	08/24/05	2	0.364	TRUE	0.364	04/25/11	0.364	1.092	1	0.866		
Benzoic Acid (65-85-0)	97768	Water	SVGCMS#2	08/24/05	10	1.641	TRUE	1.641	04/25/11	1.641	4.923	2	6.940	5	7.12
Benzyl alcohol (100-51-6)	2444.2	Water	SVGCMS#3	09/09/05	10	1.364	TRUE	1.364	04/26/11	1.364	4.092	2	1.490	5	4.000
Bis(2-chloroethoxy)methane (111-91-1	0.83	Water	SVGCMS#3	09/08/05	2	0.593	TRUE	0.593	04/26/11	0.593	1.779	1	0.964	2	1.560
Bis(2-chloroethyl)ether (111-44-4)	0.83	Water	SVGCMS#2	08/24/05	2	0.705	TRUE	0.705	04/25/11	0.705	2.115	1	0.668		
[2,2'-oxybis(1-chloropropane)] (108-60-	13	Water	SVGCMS#3	09/08/05	2	0.572	TRUE	0.572	04/26/11	0.572	1.716	1	0.653	2	1.450
Bis(2-ethylhexyl)phthalate (117-81-7)	6	Water	SVGCMS#2	08/24/05	10	1.890	TRUE	1.890	04/25/11	1.890	5.670	2	2.010	5	5.88

TestAmerica
THE LEADER IN ENVIRONMENTAL TESTING

Corpus Christi

Method Detection Limit (MDL) & Detectability Check Standard (DCS) Studies

2Q2011 (Apri - Jun 2011), Job 560-25303-2&3 & 25437-1(Thiophenol&Sulfolane) & 25103 (o-Toluidine&PCNB)

Method 625/8270 GC/MS Semivolatile Organics - Water Matrix

Method: 8270C/625

Matrix: Water

Extraction: 1 liter to 1ml ; Prep factor = 1ug/L (Raw data = ug/ml X 1ml/1liter) = 1ug/L)

Instrument: 2 &3

Raw data in ug/ml X (1ml/1L) = DCS measured value in ug/L or ppb

Run DCS at: 1, 2, 5, 10, 20, 50ug/ml on column

Parameter	TRRP Residential Lowest PCL ug/L			MDL Study Date	MDL Spike Conc ug/L	Actual	10X Rule Eval			Spike Range ug/L		DCS Spike	2Q2011 DCS measure	Alter. DCS	Alter.DCS measured
Butyl benzyl phthalate (85-68-7)	480.3	Water	SVGCMS#2	08/24/05	2	0.242	TRUE	0.500	04/25/11	0.500	1.500	1	0.505		
Carbazole (86-74-8)	45.6	Water	SVGCMS#3	09/08/05	2	0.278	TRUE	0.500	04/26/11	0.500	1.500	1	0.832	2	1.860
Chrysene (218-01-9)	125	Water	SVGCMS#2	08/24/05	2	0.201	TRUE	0.500	04/25/11	0.500	1.500	1	1.100		
Dibenz(a,h)acridine (226-36-8)	0.76	Water	SVGCMS#2	08/24/05	2	0.500	TRUE	0.500	04/25/11	0.500	1.500	1	0.683		
Dibenzo(a,h)anthracene (53-70-3)	0.2	Water	SVGCMS#2	08/24/05	2	0.143	FALSE	0.500	04/25/11	0.500	1.500	1	0.586		
Dibenzofuran (132-64-9)	97.8	Water	SVGCMS#2	08/24/05	2	0.514	TRUE	0.514	04/25/11	0.514	1.542	1	0.596		
Diethyl phthalate (84-66-2)	19553	Water	SVGCMS#3	09/08/05	2	0.524	TRUE	0.524	04/26/11	0.524	1.572	1	0.702	2	1.590
Dimethyl phthalate (131-11-3)	19553	Water	SVGCMS#3	09/08/05	2	0.549	TRUE	0.549	04/26/11	0.549	1.647	1	0.728	2	1.580
Di-n-butyl phthalate (84-74-2)	2444	Water	SVGCMS#3	09/08/05	2	0.232	TRUE	0.500	04/26/11	0.500	1.500	1	0.797	2	1.690
Di-n-octyl phthalate (117-84-0)	488.8	Water	SVGCMS#2	08/24/05	2	0.170	FALSE	0.500	04/25/11	0.500	1.500	1	0.420		
Fluoranthene (206-44-0)	978	Water	SVGCMS#2	08/24/05	2	0.256	TRUE	0.500	04/25/11	0.500	1.500	1	0.692		
Fluorene (86-73-7)	978	Water	SVGCMS#2	08/24/05	2	0.608	TRUE	0.608	04/25/11	0.608	1.824	1	0.640		
Hexachlorobenzene (118-74-1)	1	Water	SVGCMS#2	08/24/05	2	0.652	TRUE	0.652	04/25/11	0.652	1.956	1	0.630		
Hexachlorobutadiene (87-68-3)	11.7	Water	SVGCMS#2	08/24/05	2	0.420	TRUE	1.000	04/25/11	1.000	3.000	1	0.230	2	0.64
Hexachlorocyclopentadiene (77-47-4)	50	Water	SVGCMS#3	09/09/05	10	1.330	TRUE	5.000	04/26/11	5.000	15.000	5	4.200	10	4.900
Hexachloroethane (67-72-1)	24.4	Water	SVGCMS#2	08/24/05	2	0.583	TRUE	1.000	04/25/11	1.000	3.000	1	0.320	2	0.70
Hexachloropropene (1888-71-7)	24.4	Water	SVGCMS#3	09/08/05	10	1.490	TRUE	1.490	04/26/11	1.490	4.470	2	0.540	5	1.620
Indene (95-13-6)	489	Water	SVGCMS#2	08/24/05	2	0.490	TRUE	0.490	04/25/11	0.490	1.470	1	0.410		
Indeno(1,2,3-cd)pyrene (193-39-5)	1.25	Water	SVGCMS#2	08/24/05	2	0.194	FALSE	0.500	04/25/11	0.500	1.500	1	0.636		
Isophorone (78-59-1)	960.5	Water	SVGCMS#3	09/08/05	2	0.626	TRUE	0.626	04/26/11	0.626	1.878	1	0.636	2	1.440
Naphthalene (91-20-3)	489	Water	SVGCMS#2	08/24/05	2	0.477	TRUE	0.477	04/25/11	0.477	1.431	1	0.555		
Nitrobenzene (98-95-3)	48.8	Water	SVGCMS#2	08/24/05	2	0.336	TRUE	0.336	04/25/11	0.336	1.008	1	0.952		
n-Nitrosodiethylamine (55-18-5)	0.006	Water	SVGCMS#3	09/08/05	2	0.591	TRUE	0.591	04/26/11	0.591	1.773	1	0.639	2	1.600
n-Nitrosodimethylamine (62-75-9)	0.018	Water	SVGCMS#3	09/09/05	10	1.340	TRUE	1.340	04/26/11	1.340	4.020	2	1.930	5	4.050
n-Nitrosodi-n-butylamine (924-16-3)	0.169	Water	SVGCMS#2	08/24/05	2	0.670	TRUE	0.670	04/25/11	0.670	2.010	1	0.580		
n-Nitrosodi-n-propylamine (621-64-7)	0.13	Water	SVGCMS#3	09/08/05	2	0.650	TRUE	0.650	04/26/11	0.650	1.950	1	0.670	2	1.530
n-Nitrosodiphenylamine (86-30-6)	186	Water	SVGCMS#3	09/08/05	2	0.509	TRUE	0.509	04/26/11	0.509	1.527	1	0.639	2	1.510
Pentachlorobenzene (608-93-5)	20	Water	SVGCMS#3	09/08/05	2	0.555	TRUE	0.555	04/26/11	0.555	1.665	1	0.540	2	1.420
Pentachloroethane (76-01-7)	10.14	Water	SVGCMS#2	08/24/05	2	0.466	TRUE	1.000	04/25/11	1.000	3.000	1	0.300	2	0.76
Pentachlorophenol (87-86-5)	1.00	Water	SVGCMS#3	09/08/05	2	0.276	TRUE	5.000	04/26/11	5.000	15.000	10	6.930		
Pentachloronitrobenzene (82-68-8)	3.51	Water	SVGCMS#2	12/09/05	10	0.784	FALSE	0.784	05/13/11	0.784	2.353	1	0.400	2	0.76
Phenanthrene (85-01-8)	733	Water	SVGCMS#2	08/24/05	2	0.514	TRUE	0.514	04/25/11	0.514	1.542	1	0.732		
Phenol (108-95-2)	7330	Water	SVGCMS#2	08/24/05	2	0.348	TRUE	1.000	04/25/11	1.000	3.000	1	0.490	2	1.12
Pyrene (129-00-0)	733	Water	SVGCMS#2	08/24/05	2	0.301	TRUE	1.000	04/25/11	1.000	3.000	1	0.747		
Pyridine (110-86-1)	24.4	Water	SVGCMS#3	09/09/05	10	2.260	TRUE	2.260	04/26/11	2.260	6.780	2	1.260	5	3.130
Quinoline (91-22-5)	0.304	Water	SVGCMS#3	09/08/05	2	0.624	TRUE	0.624	04/26/11	0.624	1.872	1	0.694	2	1.600
Sulfolane (126-33-0) MDL	0.488	Water	SVGCMS#2	08/24/07	2	0.423	TRUE	0.423	04/20/11	0.423	1.268	1	0.860		
Thiophenol (Phenylmercaptan/Benzen	0.244	Water	SVGCMS#2	08/24/07	10	1.930	TRUE	1.930	04/20/11	1.930	5.790	10	7.530		

TestAmerica
THE LEADER IN ENVIRONMENTAL TESTING

No. 32092

COC # 2051

CHAIN OF CUSTODY RECORD

CUSTOMER INFORMATION	PROJECT INFORMATION
COMPANY: GEO STRATA	PROJECT NAME/NUMBER: HILLCREST COMMUNITY ENVIRON. INVESTIGATION
SEND REPORT TO: CHERI KRIEG	BILLING INFORMATION
ADDRESS: 4718 College Park	BILL TO:
SAN ANTONIO, TX 78249	ADDRESS: SAME
PHONE: (210) 492-7282	PHONE:
FAX: (210) 492-8935	FAX: PO NO: 339284K

LAB JOB NO.
Loc: 560
25706

SEAL INTACT: No
COOLER TEMP: 2.8C
IR GUN ID: 4
INITIAL/DATE: gjm 04/27/11

SAMPLE NO.	SAMPLE DESCRIPTION	SAMPLE DATE	SAMPLE TIME	SAMPLE MATRIX	CONTAINER	PRESERV.	NUMBER OF CONTAINERS	PAH W/SULFOLANE	SW 846 EPA 8270		MS/MSD					REMARKS/PRECAUTIONS.
GW-EB-03		4/27/11	0900	W	1L GLASS	ICE	2		✓							
GW-02		4/27/11	1015	W	1L GLASS	ICE	6		✓		✓					
GW-05		4/27/11	1230	W	1L GLASS	ICE	2		✓							
GW-06		4/27/11	1430	W	1L GLASS	ICE	2		✓							
GW-03	SPRING WATER	4/27/11	1530	W	1L GLASS	ICE	2		✓							

SAMPLER: Ruby Arredondo
SHIPMENT METHOD: HAND DELIVER
AIRBILL NO.:

REQUIRED TURNAROUND ☐ ROUTINE TAT (10 BUSINESS DAYS) ☑ RUSH TAT (MAY REQUIRE SURCHARGE) 5 BUSINESS DAYS

1. RELINQUISHED BY:	DATE	2. RELINQUISHED BY:	DATE	3. RELINQUISHED BY:	DATE
SIGNATURE:	4/27/11	SIGNATURE:		SIGNATURE:	
PRINTED NAME/COMPANY:	TIME 1624	PRINTED NAME/COMPANY:	TIME	PRINTED NAME/COMPANY:	TIME
1. RECEIVED BY:	DATE	2. RECEIVED BY:	DATE	3. RECEIVED BY:	DATE
SIGNATURE: Alice J Magee	04/27/11	SIGNATURE:		SIGNATURE:	
PRINTED NAME/COMPANY: TACC	TIME 1624	PRINTED NAME/COMPANY:	TIME	PRINTED NAME/COMPANY:	TIME

TAL-8222-560 (1209)

TestAmerica
1733 N. Padre Island Drive
Corpus Christi, TX 78408
Phone: 361.289.2673/Fax: 361.289.2471

05/26/2011

Login Sample Receipt Checklist

Client: Geo Strata Environmental Consultants Inc

Job Number: 560-25706-1
SDG Number: April 27, 2011

Login Number: 25706
List Number: 1
Creator: Magee, Alice J.

List Source: TestAmerica Corpus Christi

Question	Answer	Comment
Radioactivity either was not measured or, if measured, is at or below background	N/A	
The cooler's custody seal, if present, is intact.	True	
The cooler or samples do not appear to have been compromised or tampered with.	True	
Samples were received on ice.	True	
Cooler Temperature is acceptable.	True	
Cooler Temperature is recorded.	True	2.8°C
COC is present.	True	
COC is filled out in ink and legible.	True	
COC is filled out with all pertinent information.	True	
Is the Field Sampler's name present on COC?	True	
There are no discrepancies between the sample IDs on the containers and the COC.	True	
Samples are received within Holding Time.	True	
Sample containers have legible labels.	True	
Containers are not broken or leaking.	True	
Sample collection date/times are provided.	True	
Appropriate sample containers are used.	True	
Sample bottles are completely filled.	True	
Sample Preservation Verified.	True	
There is sufficient vol. for all requested analyses, incl. any requested MS/MSDs	True	
VOA sample vials do not have headspace or bubble is <6mm (1/4") in diameter.	N/A	
Multiphasic samples are not present.	True	
Samples do not require splitting or compositing.	True	
Residual Chlorine Checked.	N/A	

ANALYTICAL REPORT

Job Number: 560-25730-1

Job Description: Sulfolane & PAH Analysis

For:
Geo Strata Environmental Consultants Inc
4718 College Park
San Antonio, TX 78249

Attention: Cheri Krieg

Approved for release.
Timothy L. Kellogg
Project Manager II
5/26/2011 4:21 PM

Timothy L. Kellogg
Project Manager II
tim.kellogg@testamericainc.com
05/26/2011

The test results entered in this report meet all NELAC requirements for accredited parameters. Any exceptions to NELAC requirements are noted in the report. Pursuant to NELAC, this report may not be reproduced except in full, and with written approval from the laboratory. TestAmerica Corpus Christi Certifications and Approvals: NELAC TX T104704210-TX, NELAC KS E-10362, Oklahoma 9968, USDA Soil Permit P330.

TestAmerica
THE LEADER IN ENVIRONMENTAL TESTING

TestAmerica Corpus Christi
TRRP Data Package Cover Page

Job Number: 560-25730-1
Project Name/Number: Sulfolane & PAH Analysis

This Data Package consists of:

This signature page, the laboratory review checklist, and the following Reportable Data:

- ☒ R1 Field Chain-of-Custody Form
- ☒ R2 Sample Identification Cross-reference;
- ☒ R3 Test Reports (Analytical Data Sheets) for each environmental sample that includes:
  - a) Items consistent with NELAC Chapter 5
  - b) dilution factors,
  - c) preparation methods,
  - d) cleanup methods, and
  - e) if required for the project, tentatively identified compounds (TICs).
- ☒ R4 Surrogate Recovery Data including:
  - a) Calculated recovery (%R), and
  - b) The laboratory's surrogate QC limits.
- ☒ R5 Test Reports/Summary Forms for Blank Samples;
- ☒ R6 Test Reports/Summary Forms for Laboratory Control Samples (LCSs) including:
  - a) LCS spiking amounts,
  - b) Calculated %R for each analyte, and
  - d) The laboratory's LCS QC limits
- ☒ R7 Test Reports for Matrix Spike/Matrix Spike Duplicates (MS/MSDs) including:
  - a) Samples associated with the MS/MSD clearly identified,
  - b) MS/MSD spiking amounts,
  - c) Concentration of each MS/MSD analyte measured in the parent and spiked sample,
  - d) Calculated %Rs and relative percent differences (RPDs), and
  - e) The laboratory's MS/MSD QC limits
- ☒ R8 Laboratory analytical duplicates (if applicable) recovery and precision, including:
  - a) the amount of analyte measured in the duplicate,
  - b) the calculated RPD, and
  - c) the laboratory's QC limits for analytical duplicates.
- ☒ R9 List of method quantitation limit (MQL) and detectability check sample results for each analyte for each method and matrix;
- ☒ R10 Other problems or anomalies

The exception report for each "No" or "Not Reviewed (NR)" item in the Laboratory Review Checklist and for each analyte, matrix, and method for which the laboratory does not hold NELAC accreditation under the Texas Laboratory Accreditation Program.

Release Statement: "I am the laboratory manager, or his/her designee, and I am responsible for the release of this data package. This laboratory is NELAC accredited under Texas laboratory Accreditation Program for all the methods, analytes, and matrices reported in this data package except as noted in the Exception Reports. The data has been reviewed and are technically compliant with the requirements of the methods used, except where noted by the laboratory in the Exception Reports. By my signature below, I affirm, to the best of my knowledge, that all problems/anomalies observed by the laboratory have been identified in the Laboratory Review Checklist, and no information affecting the quality of the data has been knowingly withheld."

Timothy L. Kellogg		5/26/2011
Name (printed)	Signature	Date

Client Services Manager
Official Title (printed)

LRC Date: May 26, 2011	Laboratory Job Number: 560-25730-1
Reviewer Name: Timothy L. Kellogg	Project Name/Number: Sulfolane & PAH Analysis

#[1]	A[2]	Description	Yes	No	NA[3]	NR[4]	ER#[5]
R1	**OI**	**CHAIN-OF-CUSTODY (C-O-C)**					
		1) Did all samples meet the laboratory's standard conditions of sample acceptability upon receipt?	X				
		2) Were all departures from standard conditions described in an exception report or case narrative?	X				
R2	**OI**	**SAMPLE AND QUALITY CONTROL (QC) IDENTIFICATION**					
		1) Are all field sample ID numbers cross-referenced to the laboratory ID numbers?	X				
		2) Are all laboratory ID numbers cross-referenced to the corresponding QC data?	X				
R3	**OI**	**TEST REPORTS**					
		1) Were all samples prepared and analyzed within holding time?	X				
		2) Other than those results <MQL, were all other raw values bracketed by calibration standards?	X				
		3) Were calculations checked by a peer or supervisor?	X				
		4) Were all analyte identifications checked by a peer or supervisor?	X				
		5) Were sample quantitation limits reported for all analytes not detected?	X				
		6) Were all results for soil and sediment samples reported on a dry weight basis?			X		
		7) Were % moisture (or solids) reported for all soil and sediment samples?			X		
		8) were bulk soils/solids samples for volatile analysis extracted with methanol per SW846 Method 5035			X		
		9) If required for the project, TICs reported?			X		
R4	**O**	**SURROGATE RECOVERY DATA**					
		1) Were surrogates added prior to extraction?	X				
		2) Were surrogate percent recoveries in all samples within the laboratory QC limits?	X				
R5	**OI**	**TEST REPORTS/SUMMARY FORMS FOR BLANK SAMPLES**					
		1) Were appropriate type(s) of blanks analyzed?	X				
		2) Were blanks analyzed at the appropriate frequency?	X				
		3) Were method blanks taken through the entire analytical process, including preparation and, if applicable, cleanup procedures?	X				
		4) Were blank concentrations <MQL?	X				
R6	**OI**	**LABORATORY CONTROL SAMPLES (LCS)**					
		1) Were all COCs included in the LCS?	X				
		2) Was each LCS taken through the entire analytical procedure, including prep and cleanup steps?	X				
		3) Were LCSs analyzed at the required frequency?	X				
		4) Were LCS (and LCSD, if applicable) %Rs within the laboratory QC limits?	X				
		5) Does the detectability data document the laboratory's capability to detect the COCs at the MDL used to calculate the SDLs?	X				
		6) Was the LCSD RPD within QC limits?	X				
R7	**OI**	**MATRIX SPIKE (MS) AND MATRIX SPIKE DUPLICATE (MSD) DATA**					
		1) Were the project/method specified analytes included in the MS and MSD?	X				
		2) Were MS/MSD analyzed at the appropriate frequency?	X				
		3) Were MS (and MSD, if applicable) %Rs within the laboratory QC limits?	X				
		4) Were MS/MSD RPDs within laboratory QC limits?	X				
R8	**OI**	**ANALYTICAL DUPLICATE DATA**					
		1) Were appropriate analytical duplicates analyzed for each matrix?	X				
		2) Were analytical duplicates analyzed at the appropriate frequency?	X				
		3) Were RPDs or relative standard deviations within the laboratory QC limits?	X				
R9	**OI**	**METHOD QUANTITATION LIMITS (MQLs)**					
		1) Are the MQLs for each method analyte listed and included in the laboratory data package?	X				
		2) Do the MQLs correspond to the concentration of the lowest non-zero calibration standard?	X				
		3) Are unadjusted MQLs and DCS included in the laboratory data package?	X				

LRC Date: May 26, 2011	Laboratory Job Number: 560-25730-1
Reviewer Name: Timothy L. Kellogg	Project Name/Number: Sulfolane & PAH Analysis

#[1]	A[2]	Description	Yes	No	NA[3]	NR[4]	ER#[5]
R10	**OI**	**OTHER PROBLEMS/ANOMALIES**					
		1) Are all known problems/anomalies/special conditions noted in this LRC, ER, or case narrative?	X				
		2) Was applicable and available technology used to lower the SDL to minimize the matrix interference effects on the sample results?	X				
		3) Is the laboratory NELAC-accredited under Texas Laboratory Accreditation Program for the analytes, matrices and methods associated with this laboratory data package?	X				
S1	**OI**	**INITIAL CALIBRATION (ICAL)**					
		1) Were response factors and/or relative response factors for each analyte within the QC limits?	X				
		2) Were percent RSDs or correlation coefficient criteria met?	X				
		3) Was the number of standards recommended in the method used for all analytes?	X				
		4) Were all points generated between the lowest and highest standard used to calculate the curve?	X				
		5) Are ICAL data available for all instruments used?	X				
		6) Has the initial calibration curve been verified using an appropriate second source standard?	X				
S2	**OI**	**INITIAL AND CONTINUING CALIBRATION VERIFICATION (ICV and CCV) AND CONTINUING CALIBRATION BLANK (CCB)**					
		1) Was the CCV analyzed at the method-required frequency?	X				
		2) Were percent differences for each analytes within the method-required QC limits?	X				
		3) Was the ICAL curve verified for each analyte?	X				
		4) Was the absolute value of the analyte concentration in the inorganic CCB <MDL?	X				
S3	**O**	**MASS SPECTRAL TUNING**					
		1) Was the appropriate compound for the method used for tuning?	X				
		2) Were ion abundance data within the method-required QC limits?	X				
S4	**O**	**INTERNAL STANDARDS (IS)**					
		1) Were IS area counts and retention times within the method-required QC limits?	X				1
S5	**OI**	**RAW DATA (NELAC SECTION 5.5.10)**					
		1) Were the raw data (e.g. chromatograms, spectral data) reviewed by an analyst?	X				
		2) Were data associated with manual integrations flagged on the raw data?	X				
S6	**O**	**DUAL COLUMN CONFIRMATION**					
		1) Did dual column confirmation results meet the method-required QC?			X		
S7	**O**	**TENTATIVELY IDENTIFIED COMPOUNDS (TICs)**					
		1) If TICs were requested, were the mass spectra and TIC data subject to appropriate checks?			X		
S8	**I**	**INTERFERENCE CHECK SAMPLE (ICS) RESULTS**					
		1) Were percent recoveries within method QC limits?			X		
S9	**I**	**SERIAL DILUTIONS, POST DIGESTION SPIKES, AND METHOD OF STANDARD ADDITIONS**					
		1) Were percent differences, recoveries, and the linearity within the QC limits specified in the method?			X		
S10	**OI**	**METHOD DETECTION LIMIT (MDL) STUDIES**					
		1) Was a MDL study performed for each reported analyte?	X				
		2) Is the MDL either adjusted or supported by the analysis of DCS?	X				
S11	**OI**	**PROFICIENCY TEST REPORTS**					
		1) Was the laboratory's performance acceptable on the applicable proficiency tests or evaluation studies?	X				
S12	**OI**	**STANDARDS DOCUMENTATION**					
		1) Are all standards used in the analyses NIST-traceable or obtained from other appropriate sources?	X				
S13	**OI**	**COMPOUND/ANALYTE IDENTIFICATION PROCEDURES**					
		1) Are the procedures for compound/analyte identification documented?	X				
S14	**OI**	**DEMONSTRATION OF ANALYST COMPETENCY (DOC)**					
		1) Was DOC conducted consistent with NELAC Chapter 5?	X				

LRC Date: May 26, 2011	Laboratory Job Number: 560-25730-1
Reviewer Name: Timothy L. Kellogg	Project Name/Number: Sulfolane & PAH Analysis

		2) Is documentation of the analyst's competency up-to-date and on file?	X				
#[1]	A[2]	Description	Yes	No	NA[3]	NR[4]	ER#[5]
S15	**OI**	**VERIFICATION/VALIDATION DOCUMENTATION FOR METHODS (NELAC CHAPTER 5)**					
		1) Are all the methods used to generate the data documented, verified, and validated, where applicable?	X				
S16	**OI**	**LABORATORY STANDARD OPERATING PROCEDURES (SOPs)**					
		1) Are laboratory SOPs current and on file for each method performed?	X				

EXCEPTION REPORTS

ER#[5]	DESCRIPTION
1	EPA Method 8270C (QC Batch #560-59271) Please note that due to an internal standard recovery failure on sample 560-25730-4, the sample was diluted and re-analyzed. Matrix interferences inherent to the sample are suspected to be the cause of the recoveries. Elevated reporting limits (SDLs) are provided.

1 Items identified by the letter "R" should be included in the laboratory data package submitted to the TCEQ in the TRRP-required report(s). Items identified by the letter "S" should be retained and made available upon request for the appropriate retention period.
2 O = organic analyses; I = inorganic analyses (and general chemistry, when applicable)
3 NA = Not applicable
4 NR = Not reviewed
5 ER# = Exception Report identification number (an Exception Report should be completed for an item if "NR" or "No" is checked)

METHOD SUMMARY

Client: Geo Strata Environmental Consultants Inc

Job Number: 560-25730-1

Description	Lab Location	Method	Preparation Method
Matrix: Water			
Semivolatile Organic Compounds (GC/MS)	TAL CC	SW846 8270C	
Liquid-Liquid Extraction (Continuous)	TAL CC		SW846 3520C

Lab References:

TAL CC = TestAmerica Corpus Christi

Method References:

SW846 = "Test Methods For Evaluating Solid Waste, Physical/Chemical Methods", Third Edition, November 1986 And Its Updates.

METHOD / ANALYST SUMMARY

Client: Geo Strata Environmental Consultants Inc

Job Number: 560-25730-1

Method	Analyst	Analyst ID
SW846 8270C	Fisher, Gayland E	GEF

SAMPLE SUMMARY

Client: Geo Strata Environmental Consultants Inc

Job Number: 560-25730-1

Lab Sample ID	Client Sample ID	Client Matrix	Date/Time Sampled	Date/Time Received
560-25730-1	GW-EB-04	Water	04/28/2011 0915	04/28/2011 1558
560-25730-2	GW-08	Water	04/28/2011 1000	04/28/2011 1558
560-25730-3	GW-07	Water	04/28/2011 1240	04/28/2011 1558
560-25730-4	Waste	Water	04/28/2011 1440	04/28/2011 1558

Geo Strata Environmental Consultants Inc
ATTN: Cheri Krieg

Job Number: 560-25730-1
Project: Sulfolane & PAH Analysis
SDG Number: Sulfolane & PAH Analysis

Client Sample ID: GW-EB-04

Lab Sample ID: 560-25730-1
Client Matrix: Water

Date Sampled: 04/28/2011 09:15
Date Received: 04/28/2011 15:58

Test Method	CAS Number	Result	Q	Flag	MDL	MQL	SDL	Unit	Batch	Analysis Date/Time	D.F.	Analyst
Method: SW846 3520C,Water												
Liquid-Liquid Extraction (Continuous)		Complete							59130	05/02/2011 14:00		LPM
Method: SW846 8270C,Water												
2-Methylnaphthalene	91-57-6	<0.000515			0.000500	0.0100	0.000515	mg/L	59168	05/03/2011 14:48	1	GEF
Acenaphthene	83-32-9	<0.000587			0.000569	0.0100	0.000587	mg/L	59168	05/03/2011 14:48	1	GEF
Acenaphthylene	208-96-8	<0.000515			0.000500	0.0100	0.000515	mg/L	59168	05/03/2011 14:48	1	GEF
Anthracene	120-12-7	<0.000515			0.000500	0.0100	0.000515	mg/L	59168	05/03/2011 14:48	1	GEF
Benzo[a]anthracene	56-55-3	<0.000515			0.000500	0.0100	0.000515	mg/L	59168	05/03/2011 14:48	1	GEF
Benzo[a]pyrene	50-32-8	<0.000515			0.000500	0.0100	0.000515	mg/L	59168	05/03/2011 14:48	1	GEF
Benzo[b]fluoranthene	205-99-2	<0.000515			0.000500	0.0100	0.000515	mg/L	59168	05/03/2011 14:48	1	GEF
Benzo[g,h,i]perylene	191-24-2	<0.000515			0.000500	0.0100	0.000515	mg/L	59168	05/03/2011 14:48	1	GEF
Benzo[k]fluoranthene	207-08-9	<0.000515			0.000500	0.0100	0.000515	mg/L	59168	05/03/2011 14:48	1	GEF
Chrysene	218-01-9	<0.000515			0.000500	0.0100	0.000515	mg/L	59168	05/03/2011 14:48	1	GEF
Dibenz(a,h)anthracene	53-70-3	<0.000515			0.000500	0.0100	0.000515	mg/L	59168	05/03/2011 14:48	1	GEF
Fluoranthene	206-44-0	<0.000515			0.000500	0.0100	0.000515	mg/L	59168	05/03/2011 14:48	1	GEF
Fluorene	86-73-7	<0.000627			0.000608	0.0100	0.000627	mg/L	59168	05/03/2011 14:48	1	GEF
Indeno[1,2,3-cd]pyrene	193-39-5	<0.000515			0.000500	0.0100	0.000515	mg/L	59168	05/03/2011 14:48	1	GEF
Naphthalene	91-20-3	<0.000515			0.000500	0.0100	0.000515	mg/L	59168	05/03/2011 14:48	1	GEF
Phenanthrene	85-01-8	<0.000530			0.000514	0.0100	0.000530	mg/L	59168	05/03/2011 14:48	1	GEF
Pyrene	129-00-0	<0.000515			0.000500	0.0100	0.000515	mg/L	59168	05/03/2011 14:48	1	GEF
Sulfolane	126-33-0	<0.000515			0.000500	0.0100	0.000515	mg/L	59168	05/03/2011 14:48	1	GEF

Surrogates

Test Method	CAS Number	QC Type	Result	True Value	% Rec.	QC Limits	Flag	Instrument	Prep Batch	Analysis Date/Time	D.F.	Analyst
2-Fluorobiphenyl	321-60-8		0.0760	0.103	74	22-120		SVGCMS#2	59130	05/03/2011 14:48	1	GEF
Nitrobenzene-d5	4165-60-0		0.0774	0.103	75	26-120		SVGCMS#2	59130	05/03/2011 14:48	1	GEF
Terphenyl-d14	1718-51-0		0.0971	0.103	94	10-134		SVGCMS#2	59130	05/03/2011 14:48	1	GEF

Geo Strata Environmental Consultants Inc
ATTN: Cheri Krieg

Job Number: 560-25730-1
Project: Sulfolane & PAH Analysis
SDG Number: Sulfolane & PAH Analysis

Client Sample ID: GW-08

Lab Sample ID: 560-25730-2
Client Matrix: Water

Date Sampled: 04/28/2011 10:00
Date Received: 04/28/2011 15:58

Test Method	CAS Number	Result	Q	Flag	MDL	MQL	SDL	Unit	Batch	Analysis Date/Time	D.F.	Analyst
Method: SW846 3520C,Water												
Liquid-Liquid Extraction (Continuous)		Complete							59130	05/02/2011 14:00		LPM
Method: SW846 8270C,Water												
2-Methylnaphthalene	91-57-6	<0.000472			0.000500	0.0100	0.000472	mg/L	59168	05/03/2011 15:12	1	GEF
Acenaphthene	83-32-9	<0.000537			0.000569	0.0100	0.000537	mg/L	59168	05/03/2011 15:12	1	GEF
Acenaphthylene	208-96-8	<0.000472			0.000500	0.0100	0.000472	mg/L	59168	05/03/2011 15:12	1	GEF
Anthracene	120-12-7	<0.000472			0.000500	0.0100	0.000472	mg/L	59168	05/03/2011 15:12	1	GEF
Benzo[a]anthracene	56-55-3	<0.000472			0.000500	0.0100	0.000472	mg/L	59168	05/03/2011 15:12	1	GEF
Benzo[a]pyrene	50-32-8	<0.000472			0.000500	0.0100	0.000472	mg/L	59168	05/03/2011 15:12	1	GEF
Benzo[b]fluoranthene	205-99-2	<0.000472			0.000500	0.0100	0.000472	mg/L	59168	05/03/2011 15:12	1	GEF
Benzo[g,h,i]perylene	191-24-2	<0.000472			0.000500	0.0100	0.000472	mg/L	59168	05/03/2011 15:12	1	GEF
Benzo[k]fluoranthene	207-08-9	<0.000472			0.000500	0.0100	0.000472	mg/L	59168	05/03/2011 15:12	1	GEF
Chrysene	218-01-9	<0.000472			0.000500	0.0100	0.000472	mg/L	59168	05/03/2011 15:12	1	GEF
Dibenz(a,h)anthracene	53-70-3	<0.000472			0.000500	0.0100	0.000472	mg/L	59168	05/03/2011 15:12	1	GEF
Fluoranthene	206-44-0	<0.000472			0.000500	0.0100	0.000472	mg/L	59168	05/03/2011 15:12	1	GEF
Fluorene	86-73-7	<0.000574			0.000608	0.0100	0.000574	mg/L	59168	05/03/2011 15:12	1	GEF
Indeno[1,2,3-cd]pyrene	193-39-5	<0.000472			0.000500	0.0100	0.000472	mg/L	59168	05/03/2011 15:12	1	GEF
Naphthalene	91-20-3	<0.000472			0.000500	0.0100	0.000472	mg/L	59168	05/03/2011 15:12	1	GEF
Phenanthrene	85-01-8	<0.000485			0.000514	0.0100	0.000485	mg/L	59168	05/03/2011 15:12	1	GEF
Pyrene	129-00-0	<0.000472			0.000500	0.0100	0.000472	mg/L	59168	05/03/2011 15:12	1	GEF
Sulfolane	126-33-0	<0.000472			0.000500	0.0100	0.000472	mg/L	59168	05/03/2011 15:12	1	GEF

Surrogates

Test Method	CAS Number	QC Type	Result	True Value	% Rec.	QC Limits	Flag	Instrument	Prep Batch	Analysis Date/Time	D.F.	Analyst
2-Fluorobiphenyl	321-60-8		0.0640	0.0943	68	22-120		SVGCMS#2	59130	05/03/2011 15:12	1	GEF
Nitrobenzene-d5	4165-60-0		0.0690	0.0943	73	26-120		SVGCMS#2	59130	05/03/2011 15:12	1	GEF
Terphenyl-d14	1718-51-0		0.0538	0.0943	57	10-134		SVGCMS#2	59130	05/03/2011 15:12	1	GEF

Geo Strata Environmental Consultants Inc
ATTN: Cheri Krieg

Job Number: 560-25730-1
Project: Sulfolane & PAH Analysis
SDG Number: Sulfolane & PAH Analysis

Client Sample ID: GW-07

Lab Sample ID: 560-25730-3
Client Matrix: Water

Date Sampled: 04/28/2011 12:40
Date Received: 04/28/2011 15:58

Test Method	CAS Number	Result	Q	Flag	MDL	MQL	SDL	Unit	Batch	Analysis Date/Time	D.F.	Analyst
Method: SW846 3520C,Water												
Liquid-Liquid Extraction (Continuous)		Complete							59130	05/02/2011 14:00		LPM
Method: SW846 8270C,Water												
2-Methylnaphthalene	91-57-6	<0.000485			0.000500	0.0100	0.000485	mg/L	59168	05/03/2011 15:36	1	GEF
Acenaphthene	83-32-9	<0.000552			0.000569	0.0100	0.000552	mg/L	59168	05/03/2011 15:36	1	GEF
Acenaphthylene	208-96-8	<0.000485			0.000500	0.0100	0.000485	mg/L	59168	05/03/2011 15:36	1	GEF
Anthracene	120-12-7	<0.000485			0.000500	0.0100	0.000485	mg/L	59168	05/03/2011 15:36	1	GEF
Benzo[a]anthracene	56-55-3	<0.000485			0.000500	0.0100	0.000485	mg/L	59168	05/03/2011 15:36	1	GEF
Benzo[a]pyrene	50-32-8	<0.000485			0.000500	0.0100	0.000485	mg/L	59168	05/03/2011 15:36	1	GEF
Benzo[b]fluoranthene	205-99-2	<0.000485			0.000500	0.0100	0.000485	mg/L	59168	05/03/2011 15:36	1	GEF
Benzo[g,h,i]perylene	191-24-2	<0.000485			0.000500	0.0100	0.000485	mg/L	59168	05/03/2011 15:36	1	GEF
Benzo[k]fluoranthene	207-08-9	<0.000485			0.000500	0.0100	0.000485	mg/L	59168	05/03/2011 15:36	1	GEF
Chrysene	218-01-9	<0.000485			0.000500	0.0100	0.000485	mg/L	59168	05/03/2011 15:36	1	GEF
Dibenz(a,h)anthracene	53-70-3	<0.000485			0.000500	0.0100	0.000485	mg/L	59168	05/03/2011 15:36	1	GEF
Fluoranthene	206-44-0	<0.000485			0.000500	0.0100	0.000485	mg/L	59168	05/03/2011 15:36	1	GEF
Fluorene	86-73-7	<0.000590			0.000608	0.0100	0.000590	mg/L	59168	05/03/2011 15:36	1	GEF
Indeno[1,2,3-cd]pyrene	193-39-5	<0.000485			0.000500	0.0100	0.000485	mg/L	59168	05/03/2011 15:36	1	GEF
Naphthalene	91-20-3	<0.000485			0.000500	0.0100	0.000485	mg/L	59168	05/03/2011 15:36	1	GEF
Phenanthrene	85-01-8	<0.000499			0.000514	0.0100	0.000499	mg/L	59168	05/03/2011 15:36	1	GEF
Pyrene	129-00-0	<0.000485			0.000500	0.0100	0.000485	mg/L	59168	05/03/2011 15:36	1	GEF
Sulfolane	126-33-0	<0.000485			0.000500	0.0100	0.000485	mg/L	59168	05/03/2011 15:36	1	GEF

Surrogates

Test Method	CAS Number	QC Type	Result	True Value	% Rec.	QC Limits	Flag	Instrument	Prep Batch	Analysis Date/Time	D.F.	Analyst
2-Fluorobiphenyl	321-60-8		0.0693	0.0971	71	22-120		SVGCMS#2	59130	05/03/2011 15:36	1	GEF
Nitrobenzene-d5	4165-60-0		0.0740	0.0971	76	26-120		SVGCMS#2	59130	05/03/2011 15:36	1	GEF
Terphenyl-d14	1718-51-0		0.0704	0.0971	72	10-134		SVGCMS#2	59130	05/03/2011 15:36	1	GEF

Geo Strata Environmental Consultants Inc
ATTN: Cheri Krieg

Job Number: 560-25730-1
Project: Sulfolane & PAH Analysis
SDG Number: Sulfolane & PAH Analysis

Client Sample ID: Waste

Lab Sample ID: 560-25730-4
Client Matrix: Water

Date Sampled: 04/28/2011 14:40
Date Received: 04/28/2011 15:58

Test Method	CAS Number	Result	Q	Flag	MDL	MQL	SDL	Unit	Batch	Analysis Date/Time	D.F.	Analyst
Method: SW846 3520C,Water												
Liquid-Liquid Extraction (Continuous)		Complete							59243	05/04/2011 15:30		LPM
Method: SW846 8270C,Water												
2-Methylnaphthalene	91-57-6	<0.00521			0.000500	0.0100	0.00521	mg/L	59271	05/05/2011 22:26	10	GEF
Acenaphthene	83-32-9	<0.00593			0.000569	0.0100	0.00593	mg/L	59271	05/05/2011 22:26	10	GEF
Acenaphthylene	208-96-8	<0.00521			0.000500	0.0100	0.00521	mg/L	59271	05/05/2011 22:26	10	GEF
Anthracene	120-12-7	<0.00521			0.000500	0.0100	0.00521	mg/L	59271	05/05/2011 22:26	10	GEF
Benzo[a]anthracene	56-55-3	<0.00521			0.000500	0.0100	0.00521	mg/L	59271	05/05/2011 22:26	10	GEF
Benzo[a]pyrene	50-32-8	<0.00521			0.000500	0.0100	0.00521	mg/L	59271	05/05/2011 22:26	10	GEF
Benzo[b]fluoranthene	205-99-2	<0.00521			0.000500	0.0100	0.00521	mg/L	59271	05/05/2011 22:26	10	GEF
Benzo[g,h,i]perylene	191-24-2	<0.00521			0.000500	0.0100	0.00521	mg/L	59271	05/05/2011 22:26	10	GEF
Benzo[k]fluoranthene	207-08-9	<0.00521			0.000500	0.0100	0.00521	mg/L	59271	05/05/2011 22:26	10	GEF
Chrysene	218-01-9	<0.00521			0.000500	0.0100	0.00521	mg/L	59271	05/05/2011 22:26	10	GEF
Dibenz(a,h)anthracene	53-70-3	<0.00521			0.000500	0.0100	0.00521	mg/L	59271	05/05/2011 22:26	10	GEF
Fluoranthene	206-44-0	<0.00521			0.000500	0.0100	0.00521	mg/L	59271	05/05/2011 22:26	10	GEF
Fluorene	86-73-7	<0.00633			0.000608	0.0100	0.00633	mg/L	59271	05/05/2011 22:26	10	GEF
Indeno[1,2,3-cd]pyrene	193-39-5	<0.00521			0.000500	0.0100	0.00521	mg/L	59271	05/05/2011 22:26	10	GEF
Naphthalene	91-20-3	<0.00521			0.000500	0.0100	0.00521	mg/L	59271	05/05/2011 22:26	10	GEF
Phenanthrene	85-01-8	<0.00535			0.000514	0.0100	0.00535	mg/L	59271	05/05/2011 22:26	10	GEF
Pyrene	129-00-0	<0.00521			0.000500	0.0100	0.00521	mg/L	59271	05/05/2011 22:26	10	GEF
Sulfolane	126-33-0	<0.00521			0.000500	0.0100	0.00521	mg/L	59271	05/05/2011 22:26	10	GEF

Surrogates

Test Method	CAS Number	QC Type	Result	True Value	% Rec.	QC Limits	Flag	Instrument	Prep Batch	Analysis Date/Time	D.F.	Analyst
2-Fluorobiphenyl	321-60-8		0.0457	0.104	44	22-120		SVGCMS#2	59243	05/05/2011 22:26	10	GEF
Nitrobenzene-d5	4165-60-0		0.0460	0.104	44	26-120		SVGCMS#2	59243	05/05/2011 22:26	10	GEF
Terphenyl-d14	1718-51-0		0.0203	0.104	19	10-134		SVGCMS#2	59243	05/05/2011 22:26	10	GEF

DATA REPORTING QUALIFIERS

Lab Section	Qualifier	Description

QUALITY CONTROL RESULTS

Client: Geo Strata Environmental Consultants Inc

Job Number: 560-25730-1

Method Blank - Batch: 560-59130

Method: 8270C
Preparation: 3520C

Lab Sample ID:	MB 560-59130/1-A	Analysis Batch:	560-59168	Instrument ID:	SVGCMS#2
Client Matrix:	Water	Prep Batch:	560-59130	Lab File ID:	05031123.D
Dilution:	1.0	Leach Batch:	N/A	Initial Weight/Volume:	1000 mL
Analysis Date:	05/03/2011 1335	Units:	mg/L	Final Weight/Volume:	1 mL
Prep Date:	05/02/2011 1400			Injection Volume:	1 uL
Leach Date:	N/A				

Analyte	Result	Qual	MDL	RL
Acenaphthene	<0.000569		0.000569	0.0100
Acenaphthylene	<0.000500		0.000500	0.0100
Anthracene	<0.000500		0.000500	0.0100
Benzo[a]anthracene	<0.000500		0.000500	0.0100
Benzo[a]pyrene	<0.000500		0.000500	0.0100
Benzo[b]fluoranthene	<0.000500		0.000500	0.0100
Benzo[g,h,i]perylene	<0.000500		0.000500	0.0100
Benzo[k]fluoranthene	<0.000500		0.000500	0.0100
Chrysene	<0.000500		0.000500	0.0100
Dibenz(a,h)anthracene	<0.000500		0.000500	0.0100
Fluoranthene	<0.000500		0.000500	0.0100
Fluorene	<0.000608		0.000608	0.0100
Indeno[1,2,3-cd]pyrene	<0.000500		0.000500	0.0100
2-Methylnaphthalene	<0.000500		0.000500	0.0100
Naphthalene	<0.000500		0.000500	0.0100
Phenanthrene	<0.000514		0.000514	0.0100
Pyrene	<0.000500		0.000500	0.0100
Sulfolane	<0.000500		0.000500	0.0100

Surrogate	% Rec	Acceptance Limits
Nitrobenzene-d5	74	26 - 120
Terphenyl-d14	88	10 - 134
2-Fluorobiphenyl	74	22 - 120

Client: Geo Strata Environmental Consultants Inc

Job Number: 560-25730-1

Lab Control Sample - Batch: 560-59130

Method: 8270C
Preparation: 3520C

Lab Sample ID:	LCS 560-59130/2-A	Analysis Batch:	560-59168	Instrument ID:	SVGCMS#2
Client Matrix:	Water	Prep Batch:	560-59130	Lab File ID:	05031124.D
Dilution:	1.0	Leach Batch:	N/A	Initial Weight/Volume:	1000 mL
Analysis Date:	05/03/2011 1359	Units:	mg/L	Final Weight/Volume:	1 mL
Prep Date:	05/02/2011 1400			Injection Volume:	1 uL
Leach Date:	N/A				

Analyte	Spike Amount	Result	% Rec.	Limit	Qual
Acenaphthene	0.100	0.09245	92	56 - 120	
Acenaphthylene	0.100	0.09031	90	56 - 120	
Anthracene	0.100	0.09219	92	62 - 121	
Benzo[a]anthracene	0.100	0.09104	91	63 - 131	
Benzo[a]pyrene	0.100	0.09695	97	61 - 146	
Benzo[b]fluoranthene	0.100	0.09755	98	64 - 143	
Benzo[g,h,i]perylene	0.100	0.08893	89	63 - 126	
Benzo[k]fluoranthene	0.100	0.08921	89	57 - 128	
Chrysene	0.100	0.1007	101	62 - 129	
Dibenz(a,h)anthracene	0.100	0.09499	95	59 - 132	
Fluoranthene	0.100	0.09290	93	58 - 127	
Fluorene	0.100	0.09470	95	60 - 120	
Indeno[1,2,3-cd]pyrene	0.100	0.09117	91	63 - 128	
2-Methylnaphthalene	0.100	0.08736	87	52 - 120	
Naphthalene	0.100	0.08808	88	48 - 120	
Phenanthrene	0.100	0.09592	96	62 - 126	
Pyrene	0.100	0.09974	100	64 - 120	
Sulfolane	0.100	0.09107	91	30 - 120	

Surrogate	% Rec	Acceptance Limits
Nitrobenzene-d5	84	26 - 120
Terphenyl-d14	97	10 - 134
2-Fluorobiphenyl	83	22 - 120

Client: Geo Strata Environmental Consultants Inc

Job Number: 560-25730-1

Method Blank - Batch: 560-59243

Method: 8270C
Preparation: 3520C

Lab Sample ID:	MB 560-59243/1-A	Analysis Batch:	560-59271	Instrument ID:	SVGCMS#2
Client Matrix:	Water	Prep Batch:	560-59243	Lab File ID:	05051122.D
Dilution:	1.0	Leach Batch:	N/A	Initial Weight/Volume:	1000 mL
Analysis Date:	05/05/2011 2049	Units:	mg/L	Final Weight/Volume:	1 mL
Prep Date:	05/04/2011 1530			Injection Volume:	1 uL
Leach Date:	N/A				

Analyte	Result	Qual	MDL	RL
Acenaphthene	<0.000569		0.000569	0.0100
Acenaphthylene	<0.000500		0.000500	0.0100
Anthracene	<0.000500		0.000500	0.0100
Benzo[a]anthracene	<0.000500		0.000500	0.0100
Benzo[a]pyrene	<0.000500		0.000500	0.0100
Benzo[b]fluoranthene	<0.000500		0.000500	0.0100
Benzo[g,h,i]perylene	<0.000500		0.000500	0.0100
Benzo[k]fluoranthene	<0.000500		0.000500	0.0100
Chrysene	<0.000500		0.000500	0.0100
Dibenz(a,h)anthracene	<0.000500		0.000500	0.0100
Fluoranthene	<0.000500		0.000500	0.0100
Fluorene	<0.000608		0.000608	0.0100
Indeno[1,2,3-cd]pyrene	<0.000500		0.000500	0.0100
2-Methylnaphthalene	<0.000500		0.000500	0.0100
Naphthalene	<0.000500		0.000500	0.0100
Phenanthrene	<0.000514		0.000514	0.0100
Pyrene	<0.000500		0.000500	0.0100
Sulfolane	<0.000500		0.000500	0.0100

Surrogate	% Rec	Acceptance Limits
Nitrobenzene-d5	77	26 - 120
Terphenyl-d14	93	10 - 134
2-Fluorobiphenyl	76	22 - 120

Client: Geo Strata Environmental Consultants Inc

Job Number: 560-25730-1

Lab Control Sample - Batch: 560-59243

Method: 8270C
Preparation: 3520C

Lab Sample ID:	LCS 560-59243/2-A	Analysis Batch:	560-59271	Instrument ID:	SVGCMS#2
Client Matrix:	Water	Prep Batch:	560-59243	Lab File ID:	05051123.D
Dilution:	1.0	Leach Batch:	N/A	Initial Weight/Volume:	1000 mL
Analysis Date:	05/05/2011 2113	Units:	mg/L	Final Weight/Volume:	1 mL
Prep Date:	05/04/2011 1530			Injection Volume:	1 uL
Leach Date:	N/A				

Analyte	Spike Amount	Result	% Rec.	Limit	Qual
Acenaphthene	0.100	0.08360	84	56 - 120	
Acenaphthylene	0.100	0.08426	84	56 - 120	
Anthracene	0.100	0.08939	89	62 - 121	
Benzo[a]anthracene	0.100	0.09087	91	63 - 131	
Benzo[a]pyrene	0.100	0.1024	102	61 - 146	
Benzo[b]fluoranthene	0.100	0.09018	90	64 - 143	
Benzo[g,h,i]perylene	0.100	0.08836	88	63 - 126	
Benzo[k]fluoranthene	0.100	0.09233	92	57 - 128	
Chrysene	0.100	0.09912	99	62 - 129	
Dibenz(a,h)anthracene	0.100	0.09234	92	59 - 132	
Fluoranthene	0.100	0.08885	89	58 - 127	
Fluorene	0.100	0.08820	88	60 - 120	
Indeno[1,2,3-cd]pyrene	0.100	0.09035	90	63 - 128	
2-Methylnaphthalene	0.100	0.07753	78	52 - 120	
Naphthalene	0.100	0.07818	78	48 - 120	
Phenanthrene	0.100	0.09088	91	62 - 126	
Pyrene	0.100	0.1002	100	64 - 120	
Sulfolane	0.100	0.08536	85	30 - 120	

Surrogate	% Rec	Acceptance Limits
Nitrobenzene-d5	75	26 - 120
Terphenyl-d14	99	10 - 134
2-Fluorobiphenyl	76	22 - 120

TestAmerica
THE LEADER IN ENVIRONMENTAL TESTING

Corpus Christi

Method Detection Limit (MDL) & Detectability Check Standard (DCS) Studies

2Q2011 (Apri - Jun 2011), Job 560-25303-2&3 & 25437-1(Thiophenol&Sulfolane) & 25103 (o-Toluidine&PCNB)

Method 625/8270 GC/MS Semivolatile Organics - Water Matrix

Method: 8270C/625

Matrix: Water

Extraction: 1 liter to 1ml ; Prep factor = 1ug/L (Raw data = ug/ml X 1ml/1liter) = 1ug/L)

Instrument: 2 &3

Raw data in ug/ml X (1ml/1L) = DCS measured value in ug/L or ppb

Run DCS at: 1, 2, 5, 10, 20, 50ug/ml on column

Parameter	TRRP Residential Lowest PCL ug/L	Matrix	Inst. ID	MDL Study Date	MDL Spike Conc ug/L	Actual MDL ug/L	10X Rule Eval	Current MDL	DCS Run Date	Spike Range ug/L Min	Spike Range ug/L Max	DCS Spike Conc ug/L	2Q2011 DCS measured value (ug/L)	Alter. DCS Spike ug/L	Alter.DCS measured value ug/L
1,1-Biphenyl (Diphenyl) (92-52-4)	1220	Water	SVGCMS#3	09/08/05	2	0.527	TRUE	0.527	04/26/11	0.527	1.581	1	0.726	2	1.500
1,2,4,5-Tetrachlorobenzene (95-95-3)	7.3	Water	SVGCMS#3	09/08/05	2	0.561	TRUE	0.561	04/26/11	0.561	1.683	1	0.400	2	0.953
1,2,4-Trichlorobenzene (120-82-1)	70	Water	SVGCMS#2	08/24/05	2	0.585	TRUE	0.585	04/25/11	0.585	1.755	1	0.350		
1,2-Dichlorobenzene (95-50-1)	600	Water	SVGCMS#3	09/08/05	2	0.503	TRUE	0.503	04/26/11	0.503	1.509	1	0.430	2	0.820
1,2-Diphenylhydrazine (as azobenzene 1(	8.295	Water	SVGCMS#2	08/24/05	2	0.561	TRUE	0.561	04/25/11	0.561	1.683	1	0.570		
1,3-Dichlorobenzene (541-73-1)	733	Water	SVGCMS#2	08/24/05	2	0.529	TRUE	2.000	04/25/11	2.000	6.000	2	0.762	5	2.12
1,3-Dimethylnaphthalene (575-41-7)	978	Water	SVGCMS#3	09/08/05	2	0.486	TRUE	0.486	04/26/11	0.486	1.458	1	0.502	2	1.250
1,4-Dichlorobenzene (106-46-7)	75	Water	SVGCMS#2	08/24/05	2	0.740	TRUE	0.740	04/25/11	0.740	2.220	1	0.310	2	0.80
1-4-Dioxane (MDL)		Water	SVGCMS#3	06/04/08	2	0.520	TRUE	5.000	04/26/11	5.000	15.000	5	2.910	10.00	3.750
1-Methylnaphthalene (90-12-0)	31.47	Water	SVGCMS#2	08/24/05	2	0.504	TRUE	0.504	04/25/11	0.504	1.512	1	0.507	2	1.19
2,3,4,6-Tetrachlorophenol (58-90-2)	733	Water	SVGCMS#2	08/24/05	2	0.519	TRUE	0.519	04/25/11	0.519	1.557	1	0.310	2	0.86
2,4,5-Trichlorophenol (95-95-4)	2440	Water	SVGCMS#3	09/08/05	2	0.396	TRUE	0.396	04/26/11	0.396	1.188	1	0.460	2	1.170
2,4,6-Trichlorophenol (88-06-2)	24.4	Water	SVGCMS#3	09/08/05	2	0.393	TRUE	0.393	04/26/11	0.393	1.179	1	0.440	2	1.070
2,4-Dichlorophenol (120-83-2)	73	Water	SVGCMS#2	08/24/05	2	0.387	TRUE	0.387	04/25/11	0.387	1.161	1	0.470	2	1.13
2,4-Dimethylphenol (105-67-9)	489	Water	SVGCMS#2	08/24/05	2	0.560	TRUE	0.560	04/25/11	0.560	1.680	1	0.480	2	0.98
2,4-Dinitrophenol (51-28-5)	48.9	Water	SVGCMS#2	08/24/05	10	0.928	FALSE	0.928	04/25/11	0.928	2.784	2	5.860	5	6.55
2,4-Dinitrotoluene (121-14-2)	1.34	Water	SVGCMS#3	09/08/05	2	0.383	TRUE	0.383	04/26/11	0.383	1.149	1	0.420	2	1.000
2,6-Dichlorophenol (87-65-0)	24	Water	SVGCMS#2	08/24/05	2	0.555	TRUE	0.555	04/25/11	0.555	1.665	1	0.510		
2,6-Dinitrotoluene (606-20-2)	1.34	Water	SVGCMS#3	09/08/05	2	0.522	TRUE	0.522	04/26/11	0.522	1.566	1	0.470	2	1.100
2-Chloronaphthalene (91-58-7)	1955	Water	SVGCMS#2	08/24/05	2	0.497	TRUE	0.497	04/25/11	0.497	1.491	1	0.510	2	1.19
2-Chlorophenol (95-57-8)	122	Water	SVGCMS#2	08/24/05	2	0.361	TRUE	0.361	04/25/11	0.361	1.083	1	0.647	2	
2-Methyl-4,6-dinitrophenol (534-52-1)	2.44	Water	SVGCMS#3	09/09/05	10	1.816	TRUE	1.816	04/26/11	1.816	5.448	2	0.320	5	1.820
2-Methylnaphthalene (91-57-6)	98	Water	SVGCMS#3	09/08/05	2	0.429	TRUE	0.429	04/26/11	0.429	1.287	1	0.540	2	1.210
2-Methylphenol (o-cresol) (95-48-7)	1220	Water	SVGCMS#3	09/08/05	2	0.486	TRUE	0.486	04/26/11	0.486	1.458	1	0.556	2	1.150
2-Nitroaniline (88-74-4)	7.3	Water	SVGCMS#2	08/24/05	2	0.443	TRUE	0.443	04/25/11	0.443	1.329	1	0.531		
2-Nitrophenol (88-75-5)	49	Water	SVGCMS#2	08/24/05	2	0.408	TRUE	0.408	04/25/11	0.408	1.224	1	0.440		
2-toluidine (95-53-4)	3.8	Water	SVGCMS#2	12/09/05	2	0.345	TRUE	0.345	05/13/11	0.345	1.035	1	0.714	2	1.29
3,3-Dichlorobenzidine (91-94-1)	2.028	Water	SVGCMS#2	08/24/05	2	0.205	TRUE	1.000	04/25/11	1.000	3.000	1	0.260	2	0.80
3,4 Methylphenol (m&p-cresol) (15831-	122	Water	SVGCMS#2	08/24/05	2	0.881	TRUE	0.881	04/25/11	0.881	2.643	2	1.040		
3-Methylcholanthrene (56-49-5)	0.041	Water	SVGCMS#2	08/25/06	2	1.210	TRUE	1.210	04/25/11	1.210	3.630	2	0.960		
3-Nitroaniline (99-09-2)	7.3	Water	SVGCMS#3	09/09/05	10	1.790	TRUE	1.790	04/26/11	1.790	5.370	2	1.200	5	3.610
4-Bromophenyl phenyl ether (101-55-3	0.061	Water	SVGCMS#2	08/24/05	2	0.743	TRUE	0.743	04/25/11	0.743	2.229	1	0.660	2	1.57
4-Chloro-3-methylphenol (59-50-7)	122	Water	SVGCMS#2	08/24/05	2	0.498	TRUE	0.498	04/25/11	0.498	1.494	1	0.460	2	1.20
4-Chloroaniline (106-47-8)	4.56	Water	SVGCMS#3	09/08/05	2	0.456	TRUE	0.456	04/26/11	0.456	1.368	1	0.450	2	0.969
4-Chlorophenyl phenyl ether (7005-72-	0.061	Water	SVGCMS#2	08/24/05	2	0.524	TRUE	0.524	04/25/11	0.524	1.572	1	0.615		
4-Nitroaniline (100-01-6)	45.6	Water	SVGCMS#3	09/09/05	10	1.460	TRUE	1.460	04/26/11	1.460	4.380	2	1.300	5	4.230
4-Nitrophenol (100-02-7)	48.88	Water	SVGCMS#2	08/24/05	10	1.770	TRUE	1.770	04/25/11	1.770	5.310	2	0.700	5	2.25
6-Methylchrysene (1705-85-7)	12.5	Water	SVGCMS#3	09/08/05	2	0.138	FALSE	0.500	04/26/11	0.500	1.500	1	0.798	2	1.700
7,12-Dimethylbenz(a)anthracene (57-9	0.0037	Water	SVGCMS#3	09/08/05	2	0.169	FALSE	0.500	04/26/11	0.500	1.500	1	0.658	2	1.480
Acenaphthene (83-32-9)	1467	Water	SVGCMS#2	08/24/05	2	0.569	TRUE	0.569	04/25/11	0.569	1.707	1	0.642		
Acenaphthylene (208-96-8)	1467	Water	SVGCMS#3	09/08/05	2	0.500	TRUE	0.500	04/26/11	0.500	1.500	1	0.643	2	1.470
Acetophenone (98-86-2)	2440	Water	SVGCMS#3	09/08/05	2	0.529	TRUE	0.529	04/26/11	0.529	1.587	1	0.877	2	1.700
Aniline (62-53-3)	160	Water	SVGCMS#2	08/24/05	2	0.361	TRUE	1.000	04/25/11	1.000	3.000	1	0.140	2	0.32
Anthracene (120-12-7)	7330	Water	SVGCMS#3	09/08/05	2	0.404	TRUE	0.404	04/26/11	0.404	1.212	1	0.803	2	1.810
Benzidine (92-87-5)	0.00396	Water	SVGCMS#3	09/09/05	10	0.511	FALSE	10.000	04/26/11	10.000	30.000	10	1.000	20	2.200
Benzo(a)anthracene (56-55-3)	1.25	Water	SVGCMS#2	08/24/05	2	0.133	FALSE	0.500	04/25/11	0.500	1.500	1	0.902		
Benzo(a)pyrene (50-32-8)	0.2	Water	SVGCMS#2	08/24/05	2	0.199	FALSE	0.500	04/25/11	0.500	1.500	1	0.813		
Benzo(b)fluoranthene (205-99-2)	1.25	Water	SVGCMS#2	08/24/05	2	0.197	FALSE	0.500	04/25/11	0.500	1.500	1	0.859		
Benzo(ghi)perylene (191-24-2)	733.26	Water	SVGCMS#2	08/24/05	2	0.289	TRUE	0.500	04/25/11	0.500	1.500	1	0.747		
Benzo(k)fluoranthene (207-08-9)	12.5	Water	SVGCMS#2	08/24/05	2	0.364	TRUE	0.364	04/25/11	0.364	1.092	1	0.866		
Benzoic Acid (65-85-0)	97768	Water	SVGCMS#2	08/24/05	10	1.641	TRUE	1.641	04/25/11	1.641	4.923	2	6.940	5	7.12
Benzyl alcohol (100-51-6)	2444.2	Water	SVGCMS#3	09/09/05	10	1.364	TRUE	1.364	04/26/11	1.364	4.092	2	1.490	5	4.000
Bis(2-chloroethoxy)methane (111-91-1	0.83	Water	SVGCMS#3	09/08/05	2	0.593	TRUE	0.593	04/26/11	0.593	1.779	1	0.964	2	1.560
Bis(2-chloroethyl)ether (111-44-4)	0.83	Water	SVGCMS#2	08/24/05	2	0.705	TRUE	0.705	04/25/11	0.705	2.115	1	0.668		
[2,2'-oxybis(1-chloropropane)] (108-60-	13	Water	SVGCMS#3	09/08/05	2	0.572	TRUE	0.572	04/26/11	0.572	1.716	1	0.653	2	1.450
Bis(2-ethylhexyl)phthalate (117-81-7)	6	Water	SVGCMS#2	08/24/05	10	1.890	TRUE	1.890	04/25/11	1.890	5.670	2	2.010	5	5.88

TestAmerica
THE LEADER IN ENVIRONMENTAL TESTING

Corpus Christi

Method Detection Limit (MDL) & Detectability Check Standard (DCS) Studies

2Q2011 (Apri - Jun 2011), Job 560-25303-2&3 & 25437-1(Thiophenol&Sulfolane) & 25103 (o-Toluidine&PCNB)

Method 625/8270 GC/MS Semivolatile Organics - Water Matrix

Method: 8270C/625

Matrix: Water

Extraction: 1 liter to 1ml ; Prep factor = 1ug/L (Raw data = ug/ml X 1ml/1liter) = 1ug/L)

Instrument: 2 &3

Raw data in ug/ml X (1ml/1L) = DCS measured value in ug/L or ppb

Run DCS at: 1, 2, 5, 10, 20, 50ug/ml on column

Parameter	TRRP Residential Lowest PCL ug/L			MDL Study Date	MDL Spike Conc ug/L	Actual	10X Rule Eval			Spike Range ug/L		DCS Spike	2Q2011 DCS measure	Alter. DCS	Alter.DCS measured
Butyl benzyl phthalate (85-68-7)	480.3	Water	SVGCMS#2	08/24/05	2	0.242	TRUE	0.500	04/25/11	0.500	1.500	1	0.505		
Carbazole (86-74-8)	45.6	Water	SVGCMS#3	09/08/05	2	0.278	TRUE	0.500	04/26/11	0.500	1.500	1	0.832	2	1.860
Chrysene (218-01-9)	125	Water	SVGCMS#2	08/24/05	2	0.201	TRUE	0.500	04/25/11	0.500	1.500	1	1.100		
Dibenz(a,h)acridine (226-36-8)	0.76	Water	SVGCMS#2	08/24/05	2	0.500	TRUE	0.500	04/25/11	0.500	1.500	1	0.683		
Dibenzo(a,h)anthracene (53-70-3)	0.2	Water	SVGCMS#2	08/24/05	2	0.143	FALSE	0.500	04/25/11	0.500	1.500	1	0.586		
Dibenzofuran (132-64-9)	97.8	Water	SVGCMS#2	08/24/05	2	0.514	TRUE	0.514	04/25/11	0.514	1.542	1	0.596		
Diethyl phthalate (84-66-2)	19553	Water	SVGCMS#3	09/08/05	2	0.524	TRUE	0.524	04/26/11	0.524	1.572	1	0.702	2	1.590
Dimethyl phthalate (131-11-3)	19553	Water	SVGCMS#3	09/08/05	2	0.549	TRUE	0.549	04/26/11	0.549	1.647	1	0.728	2	1.580
Di-n-butyl phthalate (84-74-2)	2444	Water	SVGCMS#3	09/08/05	2	0.232	TRUE	0.500	04/26/11	0.500	1.500	1	0.797	2	1.690
Di-n-octyl phthalate (117-84-0)	488.8	Water	SVGCMS#2	08/24/05	2	0.170	FALSE	0.500	04/25/11	0.500	1.500	1	0.420		
Fluoranthene (206-44-0)	978	Water	SVGCMS#2	08/24/05	2	0.256	TRUE	0.500	04/25/11	0.500	1.500	1	0.692		
Fluorene (86-73-7)	978	Water	SVGCMS#2	08/24/05	2	0.608	TRUE	0.608	04/25/11	0.608	1.824	1	0.640		
Hexachlorobenzene (118-74-1)	1	Water	SVGCMS#2	08/24/05	2	0.652	TRUE	0.652	04/25/11	0.652	1.956	1	0.630		
Hexachlorobutadiene (87-68-3)	11.7	Water	SVGCMS#2	08/24/05	2	0.420	TRUE	1.000	04/25/11	1.000	3.000	1	0.230	2	0.64
Hexachlorocyclopentadiene (77-47-4)	50	Water	SVGCMS#3	09/09/05	10	1.330	TRUE	5.000	04/26/11	5.000	15.000	5	4.200	10	4.900
Hexachloroethane (67-72-1)	24.4	Water	SVGCMS#2	08/24/05	2	0.583	TRUE	1.000	04/25/11	1.000	3.000	1	0.320	2	0.70
Hexachloropropene (1888-71-7)	24.4	Water	SVGCMS#3	09/08/05	10	1.490	TRUE	1.490	04/26/11	1.490	4.470	2	0.540	5	1.620
Indene (95-13-6)	489	Water	SVGCMS#2	08/24/05	2	0.490	TRUE	0.490	04/25/11	0.490	1.470	1	0.410		
Indeno(1,2,3-cd)pyrene (193-39-5)	1.25	Water	SVGCMS#2	08/24/05	2	0.194	FALSE	0.500	04/25/11	0.500	1.500	1	0.636		
Isophorone (78-59-1)	960.5	Water	SVGCMS#3	09/08/05	2	0.626	TRUE	0.626	04/26/11	0.626	1.878	1	0.636	2	1.440
Naphthalene (91-20-3)	489	Water	SVGCMS#2	08/24/05	2	0.477	TRUE	0.477	04/25/11	0.477	1.431	1	0.555		
Nitrobenzene (98-95-3)	48.8	Water	SVGCMS#2	08/24/05	2	0.336	TRUE	0.336	04/25/11	0.336	1.008	1	0.952		
n-Nitrosodiethylamine (55-18-5)	0.006	Water	SVGCMS#3	09/08/05	2	0.591	TRUE	0.591	04/26/11	0.591	1.773	1	0.639	2	1.600
n-Nitrosodimethylamine (62-75-9)	0.018	Water	SVGCMS#3	09/09/05	10	1.340	TRUE	1.340	04/26/11	1.340	4.020	2	1.930	5	4.050
n-Nitrosodi-n-butylamine (924-16-3)	0.169	Water	SVGCMS#2	08/24/05	2	0.670	TRUE	0.670	04/25/11	0.670	2.010	1	0.580		
n-Nitrosodi-n-propylamine (621-64-7)	0.13	Water	SVGCMS#3	09/08/05	2	0.650	TRUE	0.650	04/26/11	0.650	1.950	1	0.670	2	1.530
n-Nitrosodiphenylamine (86-30-6)	186	Water	SVGCMS#3	09/08/05	2	0.509	TRUE	0.509	04/26/11	0.509	1.527	1	0.639	2	1.510
Pentachlorobenzene (608-93-5)	20	Water	SVGCMS#3	09/08/05	2	0.555	TRUE	0.555	04/26/11	0.555	1.665	1	0.540	2	1.420
Pentachloroethane (76-01-7)	10.14	Water	SVGCMS#2	08/24/05	2	0.466	TRUE	1.000	04/25/11	1.000	3.000	1	0.300	2	0.76
Pentachlorophenol (87-86-5)	1.00	Water	SVGCMS#3	09/08/05	2	0.276	TRUE	5.000	04/26/11	5.000	15.000	10	6.930		
Pentachloronitrobenzene (82-68-8)	3.51	Water	SVGCMS#2	12/09/05	10	0.784	FALSE	0.784	05/13/11	0.784	2.353	1	0.400	2	0.76
Phenanthrene (85-01-8)	733	Water	SVGCMS#2	08/24/05	2	0.514	TRUE	0.514	04/25/11	0.514	1.542	1	0.732		
Phenol (108-95-2)	7330	Water	SVGCMS#2	08/24/05	2	0.348	TRUE	1.000	04/25/11	1.000	3.000	1	0.490	2	1.12
Pyrene (129-00-0)	733	Water	SVGCMS#2	08/24/05	2	0.301	TRUE	1.000	04/25/11	1.000	3.000	1	0.747		
Pyridine (110-86-1)	24.4	Water	SVGCMS#3	09/09/05	10	2.260	TRUE	2.260	04/26/11	2.260	6.780	2	1.260	5	3.130
Quinoline (91-22-5)	0.304	Water	SVGCMS#3	09/08/05	2	0.624	TRUE	0.624	04/26/11	0.624	1.872	1	0.694	2	1.600
Sulfolane (126-33-0) MDL	0.488	Water	SVGCMS#2	08/24/07	2	0.423	TRUE	0.423	04/20/11	0.423	1.268	1	0.860		
Thiophenol (Phenylmercaptan/Benzen	0.244	Water	SVGCMS#2	08/24/07	10	1.930	TRUE	1.930	04/20/11	1.930	5.790	10	7.530		

TestAmerica

THE LEADER IN ENVIRONMENTAL TESTING

No. 32093

COC# 2053

CHAIN OF CUSTODY RECORD

CUSTOMER INFORMATION	PROJECT INFORMATION
COMPANY: GEO STRATA	PROJECT NAME/NUMBER: HILLCREST COMMUNITY ENVIRO. INVESTIGATION
SEND REPORT TO: GUERI KRIEG	BILLING INFORMATION
ADDRESS: 4718 COLLEGE PARK SAN ANTONIO, TX 78249	BILL TO: ADDRESS: SAME
PHONE: (210) 492-7282	PHONE:
FAX: (210) 492-8935	FAX: PO NO: 339286K

LAB JOB NO. Loc: 560 25730

SEAL INTACT NO

COOLER TEMP 0.8C

IR GUN ID 4

INITIAL/DATE GJM 042811

Not Frozen

SAMPLE NO.	SAMPLE DESCRIPTION	SAMPLE DATE	SAMPLE TIME	SAMPLE MATRIX	CONTAINER	PRESERV.	NUMBER OF CONTAINERS	PAH w/ Sulfolane SW 846 EPA 8270							REMARKS/PRECAUTIONS.
GW-FB-04		4/28/11	0915	W	1L AMBER	ICE	2		✓						
GW-08		4/28/11	1000	W	1L AMBER	ICE	2		✓						
GW-07		4/28/11	1240	W	1L AMBER	ICE	2		✓						
WASTE		4/28/11	1440	W	1L AMBER	ICE	2		✓						

SAMPLER: Rudy Arredondo

SHIPMENT METHOD: HAND Deliver

AIRBILL NO.:

REQUIRED TURNAROUND ☐ ROUTINE TAT (10 BUSINESS DAYS) ☑ RUSH TAT (MAY REQUIRE SURCHARGE) 5 BUSINESS DAYS

1. RELINQUISHED BY:	DATE	2. RELINQUISHED BY:	DATE	3. RELINQUISHED BY:	DATE
SIGNATURE: Rudy Arredondo	4/28/11	SIGNATURE:		SIGNATURE:	
PRINTED NAME/COMPANY: Rudy Arredondo	TIME 1558	PRINTED NAME/COMPANY:	TIME	PRINTED NAME/COMPANY:	TIME
1. RECEIVED BY:	**DATE**	**2. RECEIVED BY:**	**DATE**	**3. RECEIVED BY:**	**DATE**
SIGNATURE: Alice J Magee	042811	SIGNATURE:		SIGNATURE:	
PRINTED NAME/COMPANY: TACC	TIME 1558	PRINTED NAME/COMPANY:	TIME	PRINTED NAME/COMPANY:	TIME

TAL-8222-560 (1209)

TestAmerica
1733 N. Padre Island Drive
Corpus Christi, TX 78408
Phone: 361.289.2673/Fax: 361.289.2471

Login Sample Receipt Checklist

Client: Geo Strata Environmental Consultants Inc

Job Number: 560-25730-1

Login Number: 25730

List Source: TestAmerica Corpus Christi

List Number: 1

Creator: Magee, Alice J.

Question	Answer	Comment
Radioactivity either was not measured or, if measured, is at or below background	N/A	
The cooler's custody seal, if present, is intact.	True	
The cooler or samples do not appear to have been compromised or tampered with.	True	
Samples were received on ice.	True	
Cooler Temperature is acceptable.	True	Not frozen
Cooler Temperature is recorded.	True	0.8°C
COC is present.	True	
COC is filled out in ink and legible.	True	
COC is filled out with all pertinent information.	True	
Is the Field Sampler's name present on COC?	True	
There are no discrepancies between the sample IDs on the containers and the COC.	True	
Samples are received within Holding Time.	True	
Sample containers have legible labels.	True	
Containers are not broken or leaking.	True	
Sample collection date/times are provided.	True	
Appropriate sample containers are used.	True	
Sample bottles are completely filled.	True	
Sample Preservation Verified.	True	
There is sufficient vol. for all requested analyses, incl. any requested MS/MSDs	True	
VOA sample vials do not have headspace or bubble is <6mm (1/4") in diameter.	N/A	
Multiphasic samples are not present.	True	
Samples do not require splitting or compositing.	True	
Residual Chlorine Checked.	N/A	

ATTACHMENT C

FIELD NOTES

Project # 760 SL11

GROUNDWATER MONITORING FIELD DATA

Project Name: Hillcrest Environmental Investigation

Date: 4/26/11

Field Technician: _____

Well #	Well Dia.	Total depth (ft)	Depth to top of screen	Gauging Depth to PSH (ft)	Gauging Depth to GW (ft)	Thickness of PSH (ft)	Thickness of water column (ft)	Purge volume = thickness x 0.16 x 3 (2" wells)*	PSH Actual purge Volume (gallons)	GW Actual purge Volume (gallons)	GW Sample Depth (ft)	Sample Time	
Dup GW-01	2"	26.61			18.45		8.16	3.91		3.0		1405	4/26
GW-02	2"	27.70			18.48		9.22	4.42		3.5		1015	4/27
GW-03	2"	25.14	8.0		24.60		0.54	0.25		No purge	25.14	0930	4/26
GW-04	2"	21.19			16.48		4.71	2.26		2.0		1610	4/26
GW-05	2"	25.22			17.16		8.06	3.86		3.0		1230	4/2
GW-06	2"	27.71			19.43		8.28	3.97		2.75		1430	4/2
GW-07	2"	22.58			14.23		8.35	4.00		3.5		1240	4/28
GW-08	2"	19.54			14.82		4.72	2.26		3.50		1000	4/25
GW-EB-01												1300	4/26
GW-FB-01												1500	4/26

Field Notes / Comments / Well Condition:
GW-Dup-01 (1420) (MW-1)

← HALF OF WATER COLUMN

Drums on-site (at departure): Soil: _____, **Total #:**_____ (full = _____, partial = _____, empty = _____, Other = _____)

- for 4" wells, substitute 0.66 for 0.16

GW-EB-02 1645 4/26/11
GW-EB-03 0900 4/27/11
GW-FB-02 0930 4/27/11
GW-EB-04 0915 4/28/11
GW-FB-03 1140 4/28/11

Monitor Well Sampling Data Sheet

Project #: 760-SL11

Field Technician: R. Arredondo

Well ID: MW-1

Date: 4/26/11

Time	pH (Within +/- 0.5)	Specific Conductance mS/cm or µs/cm (Within 10%)	Temp (F or C) (Within +/- 1°)
1356	7.16	4.26 mS	25.82
1358	7.18	4.24 mS	25.82
1400	7.18	4.23 mS	25.80
1405	Sample Time		

Field Notes/Comments: HORIBA - U52 FLOW CELL

FLOW RATE @ 450 mL/MIN

Monitor Well Sampling Data Sheet

Project #: 760-SL11

Field Technician: R. Arredondo

Well ID: GW-02 Date: 4/27/11

Time	pH (Within +/- 0.5)	Specific Conductance mS/cm or µs/cm (Within 10%)	Temp (F or C) (Within +/- 1°)
1008	6.33	15.9 mS	26.11
1010	6.31	15.8 mS	26.01
1012	6.27	15.8 mS	25.99
1015	Sample Time		

Field Notes/Comments: HORIBA U-52 flow Cell

FLOW RATE = 450 mL/min

Monitor Well Sampling Data Sheet

Project #: 760-SL11

Field Technician: R. Arredondo

Well ID: MW-4

Date: 4/26/11

Time	pH (Within +/- 0.5)	Specific Conductance mS/cm or µs/cm (Within 10%)	Temp (F or C) (Within +/- 1°)
1559	6.84	13.8ms	30.14
1601	6.81	14.0mS	29.86
1603	6.83	14.0MS	29.77
1610	SAMPLE TIME		

Field Notes/Comments: HORIBA U-52

FLOW RATE @ 425 mL/min

Monitor Well Sampling Data Sheet

Project #: 760-SL11

Field Technician: R. Arredondo

Well ID: BW-05

Date: 4/27/11

Time	pH (Within +/- 0.5)	Specific Conductance mS/cm or µs/cm (Within 10%)	Temp (F or C) (Within +/- 1°)
1220	5.19	9.48 mS	26.77
1222	6.05	9.60 mS	26.74
1225	6.24	9.64 mS	26.67
1227	6.27	9.61 mS	26.71
1230	Sample Time		

Field Notes/Comments: HORIBA U-52

Flow Rate @ 450mL/min

Monitor Well Sampling Data Sheet

Project #: 760-SL11

Field Technician: R. Arredondo

Well ID: GW-06

Date: 4/27/11

Time	pH (Within +/- 0.5)	Specific Conductance mS/cm or µs/cm (Within 10%)	Temp (F or C) (Within +/- 1°)
1422	6.95	9.41mS	26.75
1424	6.85	9.45mS	26.70
1426	6.79	9.47mS	26.61
1430	Sample Time		

Field Notes/Comments: HORIBA U-52 FLOW Cell

FLOW RATE= 475 mL/min

Monitor Well Sampling Data Sheet

Project #: 760-SL11

Field Technician: R. Arredondo

Well ID: GW-07

Date: 4/28/11

Time	pH (Within +/- 0.5)	Specific Conductance mS/cm or µs/cm (Within 10%)	Temp (F or C) (Within +/- 1°)
1230	6.86	3.18	26.34
1232	6.62	3.28	26.32
1234	6.63	3.33	26.34
1240	Sample TIME		

Field Notes/Comments: HORIBA U-52 flow cell

FLOW RATE = 475 ml/min

Monitor Well Sampling Data Sheet

Project #: 760-SL11

Field Technician: R. Arredondo

Well ID: GW-08 Date: 4/28/11

Time	pH (Within +/- 0.5)	Specific Conductance mS/cm or µs/cm (Within 10%)	Temp (F or C) (Within +/- 1°)
0949	7.56	1.54mS	25.94
0951	7.58	1.54mS	25.94
0953	7.63	1.54mS	25.93
1000	Sample Time		

Field Notes/Comments: MORIBA U-52 flow Cell

FLOW RATE @ 410 mL/min

11/5/10 R Arredondo

Soil Disposal F-250

0847 Depart office (258818)

1150 Arrive on site (258929)
SW Land & Marine
on site.
Removed 460 Gals from
10-55Gal drums.

1315 Depart site (258979)
1339 Arrive @ Landfill (258999)
1427 Depart Landfill
1455 Arrive Back @ site (259022)
1515 Depart site (10 drums)

1805 Arrive @ office (259182)
RT = 425

RA
11/5/10

4/25/11 R. Arredondo

HCEI GW Event VAN

1600 Depart office (359634)
More to Corpus
1845 Arrive @ Hotel ((359786)

RA
4/25/11

4/26/11 R. Arredondo

HCEI GW EVENT VAN

0725 Depart Hotel (359786)
0755 Arrive on site,
Meet w/ TCEQ, Omar
& Anna and have Health
& Safety meeting.
0850 Arrive @ MW-3
Only have 0.54 water
column in well.
Meet w/ Flint Hills personnel
~~Veroko~~ Veronica &
Will collect (try) VOAs
0930 Collect 2 VOAs for DML
Flint Hills gets 2 also.
Bob will have to surge
Block MW-3 as per Omar
We will go around gauge
all wells, ~~M~~
1130 Lunch
1225 Set up @ MW-1
1300 Collect GW-EB-01
1322 Calibrate Horiba U-52
1340 Start purge @ 450mL/min
DTW = 18.52
1400 DTW = 18.53

4/26/11 R. Arredondo

HCEI VAN

1405 Collect Sample
1420 Collect GW-Dup-01
1500 Collect GW-FB-01
1535 move to MW-4
1550 Start purge @ 425mL/min
1558 DTW = 17.36
1603 DTW = 17.17
1610 Collect Sample
1645 Collect GW-EB-02
1730 Depart Site
1737 Arrive @ TestAmerica
1749 Back @ site to pack
other samples
1835 Depart Site
1845 Arrive @ FED-EX
1925 Depart Site
1945 Arrive @ Hotel

RA
4/26/11

4/27/11 R. Arredondo

UCEI GW EVENT VAN

0740 Depart Hotel
0800 Arrive on site for Health & Safety mtg.
0830 Set up @ MW-2
Calibrate Horiba U-52
0900 Collect Rinsate (GW-EB-03)
During collection, we ran out of ASTM II water from Farwest & switch to water from Test America.
0950 Start Purge @ 450mL/min
1005 DTW = 18.53
1011 DTW = 18.52
1015 Collect Sample (MS/MSD)

0930 Collect GW-FB-02 @ GW-02
1140 Depart GW-02
1145 Arrive @ GW-05
1207 Start Purge @ 450mL/min
1221 DTW = 17.25
1225 DTW = 17.25
1230 Collect Sample
1342 Set up @ ~~MW~~ GW-06

4/27/11 R. Arredondo

UCEI GW EVENT VAN

1405 Start purge @ 475mL/min
1417 DTW = 19.48
1425 DTW = 19.48
1430 Collect Sample
1530 Collect spring water that will go into GW-03 as per OMDR.
1600 Depart site
1620 Arrive @ Test America
1635 Arrive back @ site
Start packing other ice chests.
1750 Depart site
1805 Arrive @ Fed-Ex
1820 Depart Fed-Ex
1840 Arrive @ Hotel
Note: Bob & Ver

RA 4/27/11

4/28/11 [illegible]

HCEI GW EVENT — VAN

0740 Depart Hotel
0800 Arrive on site for Health & Safety mtg
0822 Set up @ GW-08
Calibrate Horiba U-52
0915 Collect GW-EB-04
0937 Start Purge @ 410 mL/min
0949 DTW = 15.42
0951 DTW = 15.40
1000 Sample Collected
Had to Resample as per OMAR

NOTE: Yesterday Bob & Veronica came back GW-03
1755 Arrive @ GW-03
Gauged well DTW = 25.01
Put in 10 Gals and
1820 DTW = 10.75'
1825 They were off-site

1100 ~~At~~ Back at GW-03 to Check DTW which was 11.61
Bob used surge block and ~~2nd~~ DTW = 11.61

4/28/11 [illegible]

HCEI GW EVENT — VAN

Bob uses surge block a 2nd time and ~~3rd~~ DTW = 11.43
Bob uses surge block a 3rd time and DTW = 11.43
Bob will add more water to GW-03, DTW = 10.91
Bob adds more water (total 0.5 gals) and final DTW = 10.61
1140 Collect GW-FB-03
1150 Arrive @ GW-07
1215 Start Purge @ 475 mL/min
1220 DTW = 14.41
1227 DTW = 14.42
1240 Collect Sample
1336 Depart GW-07
1342 Arrive Back @ GW-08
1349 DTW = 10.73
Bob uses surge block
1353 Bob starts purging
1410 Bob removes 8.0 gal
DTW = 24.73'
Slow recharge
1430 Arrive @ drum staging area
1440 Collect waste sample
1545 Depart site

HCEI GW EVENT

1350 ARRIVE @ TEST AMERICA
1400 DEPART TEST AMERICA
1610 ARRIVE BACK ON SITE

1545 DTW ON GW-3 = 23.35 after 1½ hrs. Slow to Recharge

4/29/11 K GREEN

HCEI GW EVENT

0800 ARRIVE ON SITE @ GW-3

0818 Gauged Well DTW = 22.64
0823 Begin Bailing
Bailed 1 gal. - 1.75 gals remain

0829 DTW - 24.61'
0834 Off site
1150 At GW-3
1200 Gauge GW-3
DTW - 24.42
0.19 Rebound from morning bailing
Contact Amar Discuss situation
Released from Job
Secure well, pick up area
1213 LEAVE SITE
1244 @ TRAVEL
1412 DEPART
1654 @ office F350 266,210

APPENDIX F

Boring Logs
State of Texas Well Reports

GEO STRATA ENVIRONMENTAL
Consultants, Inc. – San Antonio, Texas

Well Name: MW-1
LPST NO.: 760-SL11

Site Name: Hillcrest Community Environmental Investigation
Address: Hillcrest Community, TX
Drill Time: 1340 to 1400 Total Depth(ft): 24 Hole Diameter(in): 7.5
TOC Elev.: 25.79 Depth to GW (Initial)(ft): 14 Stabilized(ft): –
Screen Dia.(in): 2 Length(ft): 15 Slot Size: 0.010
Casing Dia.(in): 2 Length(ft): 9 Type: PVC
Drilling Co.: Vortex Drilling Method.: Push Probe/H.S.A.
Driller: M Casares/R Joiner Log By: P Schram
Sample Method: Core Date Drilled: 10/19/10
Sand(bags/lbs): 7x50 Sand Size: 12/20 Bentonite Chips(lbs): 75
Completion: 2.5' Stickup Pad Size(ft): 1'x1'

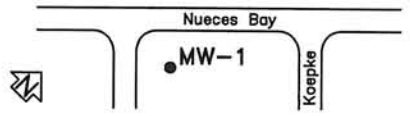

Location Map
Not to Scale

Notes: GPS 3076397.523 N
655383.85 E
OVM readings collected with FID
LEL = 0%

Depth (ft)	Sample Interval and Recovery	Sample Time	Organic Vapors(ppm)	USCS	Descriptions/Soil Classification (Color, Texture, Structures)
2, 4	100%	1340	0.8	CL	Clay, Silty, Slighty Sandy, Very Stiff, Dark Grey to Brown, Poor Plasticity, Dry
6, 8, 10	100%	1343	2.0	CL	Clay, Silty, Sandy, Very Stiff, Poor Plasticity, Tan to Light Brown, Dry
12, 14	100%	1346	1.0	SM	Sand, Clayey, Silty, Unconsolidated, Tan to Light Brown, Saturated at 14' BGS
16, 18, 20	100%	1353	4.2		
22, 24	100%	1358	4.8		
26, 28, 30, 32, 34, 36					

Well Construction: Sand Pack; Concrete; Bentonite Seal; Screened interval; Water table (14')

Graphic Logs

STATE OF TEXAS
PETER W. SCHRAM
GEOLOGY
11-30-10
PROFESSIONAL GEOLOGIST

LEGEND

Sand Pack – Concrete – Bentonite Seal

(0.0) – Selected for Laboratory Analysis

GEO STRATA ENVIRONMENTAL
Consultants, Inc. – San Antonio, Texas

Well Name: MW-2
LPST NO.: 760-SL11

Site Name: Hillcrest Community Environmental Investigation
Address: Hillcrest Community, TX
Drill Time: 1410 to 1430 Total Depth(ft): 25 Hole Diameter(in): 7.5
TOC Elev.: 25.58 Depth to GW (Initial)(ft): 15 Stabilized(ft): –
Screen Dia.(in): 2 Length(ft): 17.5 Slot Size: 0.010
Casing Dia.(in): 2 Length(ft): 7.5 Type: PVC
Drilling Co.: Vortex Drilling Method.: Push Probe/H.S.A.
Driller: R Joiner Log By: C Krieg
Sample Method: Core Date Drilled: 10/19/10
Sand(bags/lbs): 6x50 Sand Size: 12/20 Bentonite Chips(lbs): 50
Completion: 2.5' Stickup Pad Size(ft): 1'x1'

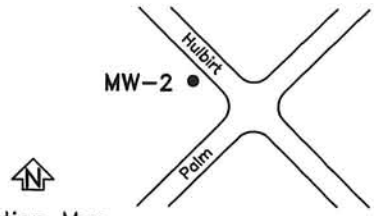

Location Map
Not to Scale

Notes: GPS 3076220.853 N
655582.565 E
OVM readings collected with FID
LEL = 0%

Depth (ft)	Sample Interval and Recovery	Sample Time	Organic Vapors(ppm)	Well Construction	Graphic Logs	USCS	Descriptions/Soil Classification (Color, Texture, Structures)
							Topsoil, Grass & Roots
2	100%	1414	7				
4			5			CL	Clay, Silty, Slighty Sandy, Stiff, Moist, Brownish Grey
6	100%	1418	5				
8			4			CL	Clay, Silty, Very Sandy, Medium Stiff, Moist, Light Brownish Grey
10							
12	100%	1420	0.5			ML	Silt, Sandy, Clayey, Medium Stiff, Moist, Light Brownish Grey
14			3			SM	Sand, Silty, Loose to Dense, Moist, Light Brownish Grey
16	100%	1424	10				
18			4				
20						SM	Sand, Loose to Dense, Wet, Light Brownish Grey
22	100%	1430	7				
24			6				
26							
28							
30							
32							
34							
36							

STATE OF TEXAS
Cheri Holbrook Krieg
GEOLOGY
6511
LICENSED
PROFESSIONAL GEOSCIENTIST
8.24.11

LEGEND

– Sand Pack – Concrete – Bentonite Seal

(0.0) – Selected for Laboratory Analysis

GEO STRATA ENVIRONMENTAL
Consultants, Inc. – San Antonio, Texas

Well Name: MW-3
LPST NO.: 760-SL11

Site Name: Hillcrest Community Environmental Investigation
Address: Hillcrest Community, TX
Drill Time: 0850 to 0910 Total Depth(ft): 23 Hole Diameter(in): 7.5
TOC Elev.: 26.05 Depth to GW (Initial)(ft): 12 Stabilized(ft): –
Screen Dia.(in): 2 Length(ft): 15 Slot Size: 0.010
Casing Dia.(in): 2 Length(ft): 8 Type: PVC
Drilling Co.: Vortex Drilling Method.: Push Probe/H.S.A.
Driller: R Joiner Log By: C Krieg
Sample Method: Core Date Drilled: 10/19/10
Sand(bags/lbs): 8x50 Sand Size: 12/20 Bentonite Chips(lbs): 50
Completion: 2.5' Stickup Pad Size(ft): 1'x1'

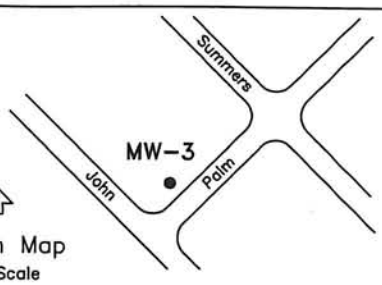

Location Map
Not to Scale

Notes: GPS 3076790.907 N
655921.28 E
OVM readings collected with FID
LEL = 0%

Depth (ft)	Sample Interval and Recovery	Sample Time	Organic Vapors(ppm)	Well Construction	Graphic Logs	USCS	Descriptions/Soil Classification (Color, Texture, Structures)
			2.9				Topsoil, Grass & Roots
2	100%	0853				CL	Clay, Silty, Soft to Medium Stiff, Moist, Dark Greyish Brown
4			2.7				
6	100%	0856	2.6			CL	Clay, Very Silty, Slightly Sandy, Medium Stiff to Stiff, Moist, Light Tan with Calcareous Nodules
8			2.2				
10			1.9			ML	Silt, Clayey, Slightly Sandy, Medium Stiff, Moist, Light Tan
12	100%	0900				SC	Sand (Very Fine Grain) Silty, Soft, Wet, Light Tan
14			2.0			SC	Sand (Very Fine Grain) Silty, Clayey, Wet, Soft, Light Tan
16	100%	0905	0.2			CL	Clay, Silty, Sandy, Stiff, Moist, Tan
18			0.6				
20							
22	100%	0910	0.9				
24							
26							
28							
30							
32							
34							
36							

STATE OF TEXAS
Cheri Holbrook Krieg
GEOLOGY
6511
LICENSED
PROFESSIONAL GEOSCIENTIST
8.24.11

LEGEND

– Sand Pack – Concrete – Bentonite Seal

(0.0) – Selected for Laboratory Analysis

GEO STRATA ENVIRONMENTAL
Consultants, Inc. – San Antonio, Texas

Well Name: MW-4
LPST NO.: 760-SL11

Site Name: Hillcrest Community Environmental Investigation
Address: Hillcrest Community, TX
Drill Time: 0820 to 0840 Total Depth(ft): 20.5 Hole Diameter(in): 7.5
TOC Elev.: 21.44 Depth to GW (Initial)(ft): 5 Stabilized(ft): –
Screen Dia.(in): 2 Length(ft): 12.5 Slot Size: 0.010
Casing Dia.(in): 2 Length(ft): 8 Type: PVC
Drilling Co.: Vortex Drilling Method.: Push Probe/H.S.A.
Driller: M Casares/R Joiner Log By: P Schram
Sample Method: Core Date Drilled: 10/20/10
Sand(bags/lbs): 7x50 Sand Size: 12/20 Bentonite Chips(lbs): 50
Completion: Flushmount Pad Size(ft): 3'x3'

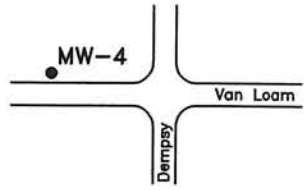

Location Map
Not to Scale

Notes: GPS 3076608.856 N
656020.571 E
OVM readings collected with FID
LEL = 0%

Depth (ft)	Sample Interval and Recovery	Sample Time	Organic Vapors(ppm)	USCS	Descriptions/Soil Classification (Color, Texture, Structures)
2	100%	0821	0.5	CL	Clay, Black to Brown, Heavy Organic Material, Stiff, Dry
4	100%		0	CH	Clay, Tan to Light Brown, Very Stiff to Soft, Poor to Good Plasticity, Dry
6	100%	0824	0	SP	Sand (Fine Grain) Tan, Poorly Sorted, Saturated at 5' BGS
8	100%		0		
10	100%	0830	0	CL	Clay, Tan to Light Brown, Very Stiff, Poor Plasticity, Wet
12				SP	Sand (Fine Grain) Tan, Poorly Sorted, Wet
14	100%		0	CL	Clay, Tan to Light Brown, Very Stiff, Poor Plasticity, Wet
16	100%	0837	0	SP	Sand (Fine Grain) Tan, Poorly Sorted, Wet
18				CH	Clay, Tan to Light Brown, Very Stiff, Moderate Plasticity, Wet
20	100%		0.2	SM	Sand (Fine Grain) Clayey, Silty, Poorly Sorted, Unconsolidated, Wet
22					
24					
26					
28					
30					
32					
34					
36					

LEGEND

– Sand Pack – Concrete – Bentonite Seal

(0.0) – Selected for Laboratory Analysis

GEO STRATA ENVIRONMENTAL
Consultants, Inc. – San Antonio, Texas

Well Name: MW-5
LPST NO.: 760-SL11

Site Name: Hillcrest Community Environmental Investigation
Address: Hillcrest Community, TX
Drill Time: 0835 to 0906 | Total Depth(ft): 23 | Hole Diameter(in): 7.5
TOC Elev.: 23.23 | Depth to GW (Initial)(ft): 13 | Stabilized(ft): –
Screen Dia.(in): 2 | Length(ft): 15 | Slot Size: 0.010
Casing Dia.(in): 2 | Length(ft): 8 | Type: PVC
Drilling Co.: Vortex | Drilling Method.: Push Probe/H.S.A.
Driller: R Joiner | Log By: C Krieg
Sample Method: Core | Date Drilled: 10/20/10
Sand(bags/lbs): 7x50 | Sand Size: 12/20 | Bentonite Chips(lbs): 50
Completion: 2.5' Stickup | Pad Size(ft): 1'x1'

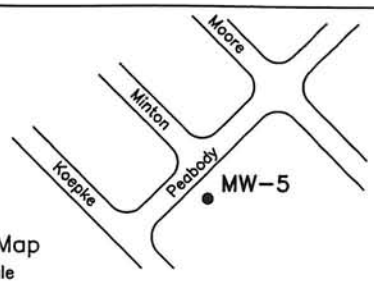

Location Map
Not to Scale

Notes: GPS 3076214.331 N
656023.27 E
OVM readings collected with FID
LEL = 0%

Depth (ft)	Sample Interval and Recovery	Sample Time	Organic Vapors(ppm)	Well Construction	Graphic Logs	USCS	Descriptions/Soil Classification (Color, Texture, Structures)
							Topsoil, Grass & Roots
2	100%	0842	2.9			CL	Clay, Silty, Medium Stiff, Moist, Dark Greyish Brown
4			1.4				
6	100%	0847	1.9			ML	Clay, Very Silty, Medium Stiff, Moist, Light Tan, Crystalline Silty Interval (6" thick) at 7ft
8			1.8				
10	100%	0855	2.0			ML	Silt, Very Sandy, Soft, Moist, Light Tan
12							
14			1			SM	Sand, Silty, Soft, Wet, Light Tan
16	100%	0900	1.5				
18			1.3				
20						SP	Sand (Fine Grain) Dense, Wet, Wet, Light Tan
22	100%	0906	1.3				
24							
26							
28							
30							
32							
34							
36							

STATE OF TEXAS
Cheri Holbrook Krieg
GEOLOGY
6511
LICENSED
PROFESSIONAL GEOSCIENTIST
Cheri Holbrook 8.24.11

LEGEND

– Sand Pack – Concrete – Bentonite Seal

(0.0) – Selected for Laboratory Analysis

GEO STRATA ENVIRONMENTAL
Consultants, Inc. – San Antonio, Texas

Well Name: MW-6
LPST NO.: 760-SL11

Site Name: Hillcrest Community Environmental Investigation
Address: Hillcrest Community, TX
Drill Time: 1110 to 1140 Total Depth(ft): 25 Hole Diameter(in): 7.5
TOC Elev.: 24.41 Depth to GW (Initial)(ft): 15.5 Stabilized(ft): –
Screen Dia.(in): 2 Length(ft): 22.5 Slot Size: 0.010
Casing Dia.(in): 2 Length(ft): 2.5 Type: PVC
Drilling Co.: Vortex Drilling Method.: Push Probe/H.S.A.
Driller: R Joiner Log By: C Krieg
Sample Method: Grab Date Drilled: 10/18/10
Sand(bags/lbs): 9x50 Sand Size: 12/20 Bentonite Chips(lbs): 15
Completion: 2.5' Stickup Pad Size(ft): 1'x1'

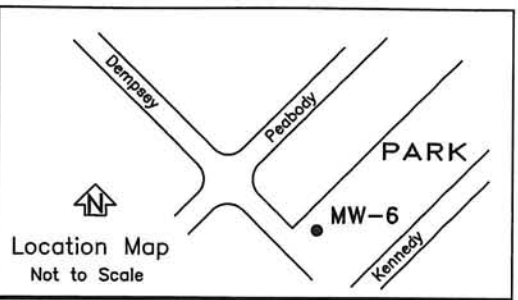

Location Map
Not to Scale

Notes: GPS 3076484.216 N
656227.233 E
OVM readings collected with FID
LEL = 0%

Depth (ft)	Sample Interval and Recovery	Sample Time	Organic Vapors(ppm)	Well Construction	Graphic Logs	USCS	Descriptions/Soil Classification (Color, Texture, Structures)
2	100%	1118	9				Grass & Roots, Roadbase
4			7				
6	100%	1124	7			CL	Clay, Silty, Medium Stiff to Stiff, Light Moist, Light Greyish Brown
8			5				
10	100%	1126	7				
12							
14			4				
16	100%	1134	3			SC	Sand (Very Fine Grain) Silty, Moist, Soft, Light Greyish Brown
18			3			SC	Sand (Very Fine Grain) Silty, Wet, Soft, Light Greyish Brown
20	100%	1140	3				
22							
24			5			SP	Sand, Loose, Wet, Light Greyish Brown
26							
28							
30							
32							
34							
36							

STATE OF TEXAS
Cheri Holbrook Krieg
GEOLOGY
6511
LICENSED
PROFESSIONAL GEOSCIENTIST
Cheri Holbrook 8.24.11

LEGEND

– Sand Pack – Concrete – Bentonite Seal

(0.0) – Selected for Laboratory Analysis

GEO STRATA ENVIRONMENTAL

Consultants, Inc. – San Antonio, Texas

Well Name: MW-7

LPST NO.: 760-SL11

Site Name: Hillcrest Community Environmental Investigation

Address: Hillcrest Community, TX

Drill Time: 1040 to 1115 | Total Depth(ft): 23 | Hole Diameter(in): 7.5

TOC Elev.: 19.74 | Depth to GW (Initial)(ft): 14 | Stabilized(ft): –

Screen Dia.(in): 2 | Length(ft): 15 | Slot Size: 0.010

Casing Dia.(in): 2 | Length(ft): 8 | Type: PVC

Drilling Co.: Vortex | Drilling Method.: Push Probe/H.S.A.

Driller: M Casares/R Joiner | Log By: P Schram

Sample Method: Core | Date Drilled: 10/20/10

Sand(bags/lbs): 7x50 | Sand Size: 12/20 | Bentonite Chips(lbs): 50

Completion: Flushmount | Pad Size(ft): 3'x3'

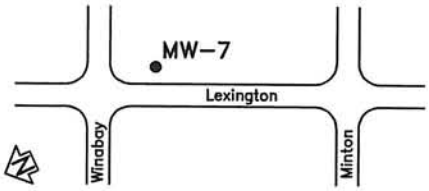

Location Map
Not to Scale

Notes: GPS 3076159.131 N
656262.929 E
OVM readings collected with FID
LEL = 0%

Depth (ft)	Sample Interval and Recovery	Sample Time	Organic Vapors(ppm)	Well Construction	Graphic Logs	USCS	Descriptions/Soil Classification (Color, Texture, Structures)
2	100%	1041	0			CL	Clay, Tan, Moderately Stiff, Good Plasticity, Moist to Dry
4	100%		0				
6	100%	1050	0			CH	Clay, Tan to Light Brown, Sandy, Silty, Moderately Stiff, Good Plasticity, Dry to Moist
8	100%		0				
10	100%	1055	0				
12							
▽14	100%		0				
16	100%	1105	0			SM	Sand, Tan, Clayey, Silty, Slightly Stiff, Moderate Plasticity, Wet, Saturated at 14' BGS
18	100%		0				
20	100%	1110	0				
22							
24	100%		0				
26							
28							
30							
32							
34							
36							

STATE OF TEXAS
PETER V. SCHRAM
GEOLOGY
214
11-30-10
LICENSED
SOIL & GEOSCIENTIST

LEGEND

Sand Pack – Concrete – Bentonite Seal

(0.0) – Selected for Laboratory Analysis

GEO STRATA ENVIRONMENTAL
Consultants, Inc. – San Antonio, Texas

Well Name: MW-8
LPST NO.: 760-SL11

Site Name: Hillcrest Community Environmental Investigation
Address: Hillcrest Community, TX
Drill Time: 1420 to 1448 Total Depth(ft): 20 Hole Diameter(in): 7.5
TOC Elev.: 17.90 Depth to GW (Initial)(ft): 10 Stabilized(ft): –
Screen Dia.(in): 2 Length(ft): 15 Slot Size: 0.010
Casing Dia.(in): 2 Length(ft): 5 Type: PVC
Drilling Co.: Vortex Drilling Method.: Geoprobe
Driller: M Casares Log By: P Schram
Sample Method: Core Date Drilled: 10/20/10
Sand(bags/lbs): 6x50 Sand Size: 12/20 Bentonite Chips(lbs): 10
Completion: Flushmount Pad Size(ft): 3'x3'

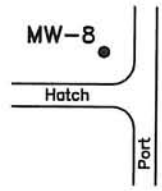

Location Map
Not to Scale

Notes: GPS 3076618.289 N
656629.154 E
OVM readings collected with FID
LEL = 0%

Depth (ft)	Sample Interval and Recovery	Sample Time	Organic Vapors(ppm)	Well Construction	Graphic Logs	USCS	Descriptions/Soil Classification (Color, Texture, Structures)
2	100%	1426	0.3			CL	Clay, Dark Brown, Friable, Very Stiff, No Plasticity, Dry
4	100%		0.3				
6	100%	1432	0.3			CL	Clay, Tan to Light Brown, Sandy, Silty, Very Stiff, Poor Plasticity, Dry to Moist
8	100%		0.1				
10	100%	1435	0.5			SM	Sand (Fine Grain) Clayey, Silty, Tan, Good Plasticity, Saturated at 10' BGS
12							
14	100%		139				
16	100%	1442	83			SM	Sand (Fine Grain) Clayey, Silty, Tan, Good Plasticity, Consolidated at 14ft to Unconsolidated, Heavy Gray Staining & Strong Diesel Odor at 14 ft BGS, Wet
18	100%		10.4				
20							
22							
24							
26							
28							
30							
32							
34							
36							

STATE OF TEXAS
PETER A. SCHRAM
GEOLOGY
214
11-30-10
LICENSED
PROFESSIONAL GEOSCIENTIST

LEGEND

– Sand Pack – Concrete – Bentonite Seal

(0.0) – Selected for Laboratory Analysis

GPS 3076229.950 N
655284.180 E

Soil Boring SB-1

Depth (ft)	Sample Time	Organic Vapors (ppm FID)	Graphic Log
0	0804	0.7	Sa Black Pp Dry/Fr
2			
4		0	Sa/Si Dk Brown Pp Dry/Fr
6	0810	7.3	Sa/Si Tan Pf Dry
8		45.1	
10	0812	47.2	Fg Tan Pf Si
12			
14 (▽)		132.7	Wet at 14.5'
16			

Drilled on: 10/21/10

GPS 3076350.841 N
655355.282 E

Soil Boring SB-2

Depth (ft)	Sample Time	Organic Vapors (ppm FID)	Graphic Log
0	0824	2.4	T
2			Dk Brown
4			
6	0829	1.7	Sa/Si Tan
8			
10	0832	0.7	
12 (▽)		NS	Si Tan Wet
14			
16			

Drilled on: 10/21/10

GPS 3076588.947 N
655499.720 E

Soil Boring SB-3

Depth (ft)	Sample Time	Organic Vapors (ppm FID)	Graphic Log
0	1000	0	G
2			Si Dk Gray
4		0	
6	1005	0	Si Lt Gray/ Brown
8		0	
10 (▽)			

Drilled on: 10/21/10

LEGEND

- Topsoil (T), Grass, Roots, or Gravel (G)
- Clay, Sandy (Sa) or Silty (Si), Medium Stiff to Very Stiff, Poor (Pp) or Fair (Pf) Plasticity, Moist or Dry & Friable (Dry/Fr)
- Sand, Slightly Clayey or Silty (Si), Loose to Dense, Finegrain (Fg)/Poorly Sorted (SB-1) Diesel Odor (SB-1 at 12.5-15ft)
- (8) Indicates Sample Selected for Laboratory Analysis
- NS No Sample
- ▽ Water Table

STATE OF TEXAS
CHERI W. SCHRAM
GEOLOGY
214
11-30-10
LICENSED
PROFESSIONAL GEOSCIENTIST
SB-1

STATE OF TEXAS
Cheri Holbrook Krieg
GEOLOGY
6511
LICENSED
PROFESSIONAL GEOSCIENTIST
11.29.10
SB-2 & SB-3

NOTES

1. The Soil Borings were Completed using a GeoProbe Rig.
2. The Borings were Backfilled with Bentonite Chips.
3. Organic Vapor Readings Obtained with a Flame-ionization Detector (FID).

10/18-22/10	Soil Boring Log Details	760-SL11
GEO STRATA	Hillcrest Community Environmental Investigation	
	Hillcrest Community, Corpus Christi, TX	

GPS 3076675.659 N
656334.193 E

Soil Boring SB-4

Depth (ft)	Sample Time	Organic Vapors (ppm FID)	Graphic Log
0	0940	0	Black/ Dk Brown Pf Dry/Fr
2		0	Sa/Si Brown/ Lt Brown Pp Dry
4	0944	0	
6		0	Sa/Si
8		0	
10	0949	0	Lt Brown/ Buff Pp Dry
12		0	
14	0954	0	Sa Tan/Buff Pg
16		0	Si Tan Fg
18		0	
20			Wet Pf

Drilled on: 10/22/10

GPS 3076586.112 N
656675.389 E

Soil Boring SB-5

Depth (ft)	Sample Time	Organic Vapors (ppm FID)	Graphic Log
0	0920	1120	T Si Dk Brown
2			
4			
6	0925	3300	Olive Gray
8			
10	0930	3589	Si Olive Gray Wet
12			
14			
16			

Drilled on: 10/22/10

GPS 3077040.312 N
655766.717 E

Soil Boring SB-6

Depth (ft)	Sample Time	Organic Vapors (ppm FID)	Graphic Log
0	1214	35.8	Black Pp Dry/Fr
2			
4		19.8	Sa/Si Tan/ Lt Brown Pg
6	1219	32.3	Sa/Si
8		11.1	Tan/ Lt Brown Pg
10			

Drilled on: 10/18/10

LEGEND

- Topsoil (T), Gravel Base Material
- Sand, Finegrain (Fg) Slightly Clayey or Silty (Si), Loose to Dense, Poorly Sorted (SB-4)
- Clay, Sandy (Sa) or Silty (Si), Medium Stiff to Very Stiff, Poor (Pp), Fair (Pf) or Good (Pg) Plasticity, Moist or Dry (Dry) and/or Friable (Fr)
- Silt, Sandy, Slightly Clayey, Loose to Dense, Moist, Hydrocarbon Odor

(8) Indicates Sample Selected for Laboratory Analysis

NS No Sample

▽ Water Table

STATE OF TEXAS
PETER V. SCHRAM
GEOLOGY
214
LICENSED
PROFESSIONAL GEOSCIENTIST
11.30.10
SB-4/SB-6

STATE OF TEXAS
Cheri Holbrook Krieg
GEOLOGY
6511
LICENSED
PROFESSIONAL GEOSCIENTIST
11.29.10
SB-5

NOTES

1. The Soil Borings were Completed using a GeoProbe Rig.
2. The Borings were Backfilled with Bentonite Chips.
3. Organic Vapor Readings Obtained with a Flame-ionization Detector (FID).

10/18-22/10	Soil Boring Log Details	760-SL11
GEO STRATA	Hillcrest Community Environmental Investigation	
	Hillcrest Community, Corpus Christi, TX	

GPS 3076954.390 N
655897.306 E

Soil Boring SB-7

Depth (ft)	Sample Time	Organic Vapors (ppm FID)	Graphic Log
0	1345	1.7	Black Dry/Fr
2			
4		3.5	Sa/Si Black/ Lt Brown Dry
6	1357	0.4	Sa/Si
8		0.9	Tan/ Lt Brown Pf Dry
10	1404	1.5	
12			
14		1.3	Sa/Si
16	1409	1.8	Tan/ Lt Brown Pf
18		2.4	
20	1425	1.9	
22			
24		1.5	Sa/Si Tan/ Lt Brown Pg Wet

Drilled on: 10/18/10

GPS 3076851.824 N
655837.737 E

Soil Boring SB-8

Depth (ft)	Sample Time	Organic Vapors (ppm FID)	Graphic Log
0	0806	0	Sa/Si
2			Lt Brown/ Tan Pp
4		0	Dry
6	0812	0	Sa/Si
8		0.3	Buff/Tan Pp Dry
10	0817	0.8	
12			Sa/Si
14		0	Tan/ Lt Brown Pp Dry
16	0822	0.5	
18		0	Tan
20			

Drilled on: 10/19/10

GPS 3076777.831 N
655795.597 E

Soil Boring SB-9

Depth (ft)	Sample Time	Organic Vapors (ppm FID)	Graphic Log
0	0916	1.4	Sa/Si
2			Black/ Dk Brown
4		1.5	Dry/Fr
6	0922	1.0	Sa/Si
8		0.7	Tan/ Lt Brown Pp Dry
10	0932	1.1	Sa/Si Tan/ Lt Brown Pf
12			
14		1.1	Tan
16			

Drilled on: 10/19/10

LEGEND

Sand, Finegrain (Fg), Clayey, Loose, Poorly Sorted

Clay, Sandy (Sa) or Silty (Si), Stiff to Very Stiff, Poor (Pp), Fair (Pf) or Good (Pg) Plasticity, (Dry) and/or Friable (Fr), Soft & Moist (SB-9 at 10-12') with Organic Material (SB-7 at 0-2.5')

(8) Indicates Sample Selected for Laboratory Analysis

NS No Sample

▽ Water Table

NOTES

1. The Soil Borings were Completed using a GeoProbe Rig.
2. The Borings were Backfilled with Bentonite Chips.
3. Organic Vapor Readings Obtained with a Flame-ionization Detector (FID).

STATE OF TEXAS
PETER V. SCHRAM
GEOLOGY
214
LICENSED
PROFESSIONAL GEOSCIENTIST
11-30-10
SB-7
SB-8
SB-9

10/18-22/10	Soil Boring Log Details	760-SL11
GEO STRATA	Hillcrest Community Environmental Investigation	
	Hillcrest Community, Corpus Christi, TX	

GPS 3076682.865 N
655740.224 E

Soil Boring SB-10

Depth (ft)	Sample Time	Organic Vapors (ppm FID)	Graphic Log
0–2	1046	0.9	Sa/Si Lt Brown Pp Dry
2–4		1.4	
4–6	1051	2.0	Sa/Si Lt Brown Pp Dry
6–8		1.1	
8–10	1055	1.3	
10–12		0.8	Sa/Si Lt Brown Pf
12–14	1106	0.9	Sa/Si Lt Brown Pp
14–16		(1.2)	Sa/Si Tan Wet
16–18			
18–20			

Drilled on: 10/19/10

GPS 3076518.630 N
655638.282 E

Soil Boring SB-11

Depth (ft)	Sample Time	Organic Vapors (ppm FID)	Graphic Log
0–2	1053	0	Black/ Dk Brown Pp Dry/Fr
2–4		43.3	Sa/Si Dk Brown/ Tan Pp Dry
4–6	1058	(125.4)	Sa/Si Tan/ Lt Brown Pf Dry
6–8		25.7	
8–10	1103	0	
10–12		0	
12–14	1110	(0)	Cl/Si Tan Loose Wet
14–16		0	
16–18			
18–20			

Drilled on: 10/21/10

GPS 3076415.769 N
655579.472 E

Soil Boring SB-12

Depth (ft)	Sample Time	Organic Vapors (ppm FID)	Graphic Log
0–2	1114	1.0	T Si Dk Brown Dk Gray
2–4			
4–6	1119	0.9	Light Tan
6–8			
8–10	1124	(1.5)	Si Tan Dense Tan Loose
10–12			
12–14			
14–16			
16			

Drilled on: 10/21/10

LEGEND

- Topsoil (T), Grass, Roots, & Gravel
- Sand, Clayey (Cl), and/or Silty (Si), Moist to Wet, Finegrain & Poorly Sorted (SB-10 & 11)
- Clay, Sandy (Sa) or Silty (Si), Medium Stiff to Very Stiff, Poor (Pp), Fair (Pf) or Good (Pg) Plasticity, Moist or (Dry) and/or Friable (Fr)
- Silt, Clayey, Slightly Sandy, Stiff, Moist, with Calcareous White Silt Lenses, Crystalline at 8ft

(8) Indicates Sample Selected for Laboratory Analysis

NS No Sample

▽ Water Table

NOTES

1. The Soil Borings were Completed using a GeoProbe Rig.
2. The Borings were Backfilled with Bentonite Chips.
3. Organic Vapor Readings Obtained with a Flame-ionization Detector (FID).

STATE OF TEXAS
PETER V. SCHRAM
GEOLOGY
214
LICENSED
PROFESSIONAL GEOSCIENTIST
11-30-10

SB-10
SB-11
SB-12

10/18 - 22/10	Soil Boring Log Details	760-SL11
GEO STRATA	Hillcrest Community Environmental Investigation	
	Hillcrest Community, Corpus Christi, TX	

GPS 3076307.582 N
655521.872 E

Soil Boring SB-13

Depth (ft)	Sample Time	Organic Vapors (ppm FID)	Graphic Log
0	1539	0.6	Black Pp Dry/Fr
2		0.3	Sa/Si
4			
6	1543	0.1	Tan/ Brown Pp
8		0.2	Dry
10	1557	0.8	Sa/Si Tan/ Brown Pf Dry
12			
▽ 14		(0.2)	Tan/ Lt Brown
16			

Drilled on: 10/19/10

GPS 3076228.186 N
655473.379 E

Soil Boring SB-14

Depth (ft)	Sample Time	Organic Vapors (ppm FID)	Graphic Log
0	1330	0	T
2		0	Sa/Si Dk Brown
4			
6	1335	0	Si Lt Brown/ Lt Gray
8		(1.5)	
10	1339	(0.8)	
▽ 12			
14		0.4	Lt Brown/ Lt Gray Wet
16			

Drilled on: 10/21/10

GPS 3076112.636 N
655408.577 E

Soil Boring SB-15

Depth (ft)	Sample Time	Organic Vapors (ppm FID)	Graphic Log
0	1340	0	Black Pp Dry/Fr
2			
4		0	
6	1348	0	Sa/Si Tan/ Lt Brown Pp
8		0	
10	1352	0	Dry
12			
▽ 14		(0)	Tan Wet
16			

Drilled on: 10/21/10

LEGEND

- Topsoil (T), Grass & Roots
- Sand, Clayey (Cl), and/or Silty (Si), Loose (SB-13) to Dense, Wet, Finegrain & Poorly Sorted (SB-15)
- Clay, Sandy (Sa) or Silty (Si), Medium Stiff to Very Stiff, Poor (Pp), Fair (Pf) or Good (Pg) Plasticity, Moist or (Dry) and/or Friable (Fr)

(8) Indicates Sample Selected for Laboratory Analysis

NS No Sample

▽ Water Table

STATE OF TEXAS
PETER V. SCHRAM
GEOLOGY
214
LICENSED
PROFESSIONAL GEOSCIENTIST
11.30.10
SB-13/SB-15

STATE OF TEXAS
Cheri Holbrook Krieg
GEOLOGY
6511
LICENSED
PROFESSIONAL GEOSCIENTIST
11.29.10
SB-14

NOTES

1. The Soil Borings were Completed using a GeoProbe Rig.
2. The Borings were Backfilled with Bentonite Chips.
3. Organic Vapor Readings Obtained with a Flame-ionization Detector (FID).

10/18 - 22/10	Soil Boring Log Details	760-SL11
GEO STRATA	Hillcrest Community Environmental Investigation	
	Hillcrest Community, Corpus Christi, TX	

GPS 3076100.583 N
655519.800 E

Soil Boring SB-16

Depth (ft)	Sample Time	Organic Vapors (ppm FID)	Graphic Log
0	1440	0.3	T
2			Si Dk Gray
4			
6	1445	0.1	Sa/Si Lt Gray/ Lt Brown
8			
10	1450	0.4	Lt Gray/ Lt Brown
12			
14			
16			

Drilled on: 10/21/10

GPS 3076340.459 N
655661.091 E

Soil Boring SB-17

Depth (ft)	Sample Time	Organic Vapors (ppm FID)	Graphic Log
0	1443	0	Si Black/ Dk Gray Pp Dry
2			
4		0	Sa/Si Lt Gray/ Tan Pp Dry
6	1448	0	Sa/Si Tan Pf Dry
8		0	
10	1456	0	
12			
14		0	Tan
16			

Drilled on: 10/21/10

GPS 3076540.264 N
655777.366 E

Soil Boring SB-18

Depth (ft)	Sample Time	Organic Vapors (ppm FID)	Graphic Log
0	1543	0	Black/ Dk Gray Pp Dry
2			
4		0	Dk Gray/ Lt Gray Pg Dry
6	1547	0	Sa/Si Tan/ Lt Brown Pp-Pf Dry
8		0	
10	1555	0	
12			
14		0	Tan
16			

Drilled on: 10/21/10

LEGEND

- Topsoil (T)
- Clay, Sandy (Sa) or Silty (Si), Medium Stiff to Very Stiff, Poor (Pp), Fair (Pf) or Good (Pg) Plasticity, Moist or (Dry) and/or Friable (Fr)
- Sand, Clayey, Silty, Loose (SB-18) Poorly Sorted
- Silt, Very Clayey, Soft to medium Stiff, Moist
- (8) Indicates Sample Selected for Laboratory Analysis
- NS Not Sample
- ▽ Water Table

STATE OF TEXAS
PETER V. SCHRAM
GEOLOGY
214
LICENSED
PROFESSIONAL GEOSCIENTIST
11.30.10
SB-17/SB-18

STATE OF TEXAS
Cheri Holbrook Krieg
GEOLOGY
6511
LICENSED
PROFESSIONAL GEOSCIENTIST
11.29.10
SB-16

NOTES

1. The Soil Borings were Completed using a GeoProbe Rig.
2. The Borings were Backfilled with Bentonite Chips.
3. Organic Vapor Readings Obtained with a Flame-ionization Detector (FID).

10/18-22/10	Soil Boring Log Details	760-SL11
GEO STRATA	Hillcrest Community Environmental Investigation	
	Hillcrest Community, Corpus Christi, TX	

GPS 3076649.435 N
655858.667 E

Soil Boring SB-19

Depth (ft)	Sample Time	Organic Vapors (ppm FID)	Graphic Log
0–2	1550	0.7	T; Si, Dk Gray
2–4			
4–6	1555	0.4	Si
6–8			
8–10			
10–12	1600	0	Lt Gray/ Lt Brown
12–14			
14–16	1610	0	Lt Brown
16–18			
18–20			

Drilled on: 10/21/10

GPS 3076866.182 N
655993.341 E

Soil Boring SB-20

Depth (ft)	Sample Time	Organic Vapors (ppm FID)	Graphic Log
0–2	1526	1.0	Sa/Si, Black/ Dk Brown Pp, Dry
2–4			
4–6	1532	0.5	Sa/Si, Tan/ Lt Brown Pg, Dry
6–8			
8–10			
10–12	1540	1.3	Tan/ Lt Brown
12–14			
14–16			

Drilled on: 10/18/10

GPS 3076860.784 N
656171.993 E

Soil Boring SB-21

Depth (ft)	Sample Time	Organic Vapors (ppm FID)	Graphic Log
0–2	0800	0	Black, Dry/Fr
2–4		0	Sa/Si, Dk Gray/ Brown Pg, Dry
4–6	0805	0	Sa/Si
6–8		0	Tan/ Buff Pp
8–10			
10–12	0809	0	Dry
12–14		0	Sa/Si, Tan/ Buff Pf
14–16	0821	0	
16–18		1.1	Tan
18–20			

Drilled on: 10/22/10

LEGEND

- Topsoil (T), Grass & Roots
- Sand, Clayey, Silty, Loose, Finegrain, Poorly Sorted (SB-21)
- Clay, Sandy (Sa) or Silty (Si), Medium Stiff to Very Stiff, Poor (Pp), Fair (Pf) or Good (Pg) Plasticity, Moist or (Dry) and/or Friable (Fr), with Shell Material (SB-19 at 1-5') and Minor Black Organics (SB-19 at 5-20') & White Calcareous Silt Lenses (SB-19 at 5-15') and Crystalline Lenses (SB-19 at 9')
- (8) Indicates Sample Selected for Laboratory Analysis
- NS No Sample
- ▽ Water Table

NOTES

1. The Soil Borings were Completed using a GeoProbe Rig.
2. The Borings were Backfilled with Bentonite Chips.
3. Organic Vapor Readings Obtained with a Flame-ionization Detector (FID).

STATE OF TEXAS
PETER V. SCHRAM
GEOLOGY
214
LICENSED
PROFESSIONAL GEOSCIENTIST
11.30.10
SB-20/SB-21

STATE OF TEXAS
Cheri Holbrook Krieg
GEOLOGY
6511
LICENSED
PROFESSIONAL GEOSCIENTIST
11.29.10
SB-19

10/18-22/10	Soil Boring Log Details	760-SL11
GEO STRATA	Hillcrest Community Environmental Investigation	
	Hillcrest Community, Corpus Christi, TX	

GPS 3076494.559 N
655967.370 E

Soil Boring SB-23

Depth (ft)	Sample Time	Organic Vapors (ppm FID)	Graphic Log
0	1120	0	Black/ Dk Brown Pp Dry/Fr
2			
4		0	Sa/Si Tan/ Lt Brown Pp Dry
6	1124	0	
8		0	Sa/Si Tan/ Lt Brown Pg
10	1128	0	
12			
▽ 14		0	Tan Loose
16			

Drilled on: 10/22/10

GPS 3076304.923 N
655846.357 E

Soil Boring SB-25

Depth (ft)	Sample Time	Organic Vapors (ppm FID)	Graphic Log
0	1330	0	Black/ Dk Brown Pp Dry/Fr
2			
4		0	
6	1304	3.2	Sa/Si Tan/Buff Pp Dry
8		0	
10	1308	0	
12			
▽ 14		0	Tan Loose
16			

Drilled on: 10/22/10

GPS 3076114.857 N
655674.036 E

Soil Boring SB-26

Depth (ft)	Sample Time	Organic Vapors (ppm FID)	Graphic Log
0	0918	0	Sa/Si Black/ Lt Brown Pf Dry
2			
4		0	Sa/Si Tan/ Lt Brown Pf Dry
6	0925	0	Sa/Si Tan/ Lt Brown Pp Dry
8		0	
10	0930	0	Tan/ Lt Brown Pp
12			
▽ 14		0	Tan
16			

Drilled on: 10/21/10

LEGEND

Sand, Clayey, Silty, Loose to Dense, Finegrain (SB-25 & SB-26) Poorly Sorted (SB-26), Moist to Wet

Clay, Sandy (Sa) or Silty (Si), Medium Stiff to Very Stiff, Poor (Pp), Fair (Pf) or Good (Pg) Plasticity, Moist or (Dry) and/or Friable (Fr)

(8) Indicates Sample Selected for Laboratory Analysis

NS No Sample

▽ Water Table

STATE OF TEXAS
PETER V. SCHRAM
GEOLOGY
214
LICENSED
PROFESSIONAL GEOSCIENTIST
11-30-10

NOTES

1. The Soil Borings were Completed using a GeoProbe Rig.
2. The Borings were Backfilled with Bentonite Chips.
3. Organic Vapor Readings Obtained with a Flame-ionization Detector (FID). SB-23/SB-25/SB-26
4. SB-22 and SB-24 were not Installed.

10/18-22/10	Soil Boring Log Details	760-SL11
GEO STRATA	Hillcrest Community Environmental Investigation	
	Hillcrest Community, Corpus Christi, TX	

GPS 3075911.700 N
655786.698 E

Soil Boring SB-27

Depth (ft)	Sample Time	Organic Vapors (ppm FID)	Graphic Log
0–2	1428	0	Black/ Dk Gray Pp Dry/Fr
2–4		0	Sa/Si Dk Gray/ Tan Pp Dry
4–6	1430	0	Sa/Si
6–8		0	Tan/ Lt Brown Pp
8–10			Dry
10–12	1435	0	
12–14		0	Si Tan
14–16			

Drilled on: 10/22/10

GPS 3076057.066 N
655800.753 E

Soil Boring SB-28

Depth (ft)	Sample Time	Organic Vapors (ppm FID)	Graphic Log
0–2	1623	0	Black/ Dk Gray Pp Dry/Fr
2–4		0	Dk Gray/ Lt Gray Pf Dry
4–6	1627	0	Sa/Si
6–8		0	Tan Pp Dry
8–10	1631	0	Sa/Si Tan Pf
10–12		0	
12–14		0	Cl/Si Tan
14–16	1635	0	
16–18		0	
18–20			

Drilled on: 10/22/10

GPS 3075919.946 N
655921.129 E

Soil Boring SB-29

Depth (ft)	Sample Time	Organic Vapors (ppm FID)	Graphic Log
0–2	1527	0	Black/ Dk Brown Pp Dry/Fr
2–4		0	Sa/Si Dk Brown/ Tan Pp Dry
4–6	1532	0	Sa/Si
6–8		0	Tan/Buff Pf Dry
8–10	1538	0	Sa/Si
10–12		0	Tan/Buff Pg
12–14		0	Cl/Si Tan
14–16			

Drilled on: 10/22/10

LEGEND

- Clay, Sandy (Sa) or Silty (Si), Medium Stiff to Very Stiff (or Soft, Sb-29 at 10-12.5), Poor (Pp), Fair (Pf) or Good (Pg) Plasticity, Moist or (Dry) and/or Friable (Fr)
- Sand, Finegrain (SB-28&29) Clayey (Cl), Silty (Si), Loose, Moist to Wet
- (8) Indicates Sample Selected for Laboratory Analysis
- NS No Sample
- ▽ Water Table

STATE OF TEXAS
PETER V. SCHRAM
GEOLOGY
214
11-30-10
PROFESSIONAL GEOSCIENTIST

NOTES

1. The Soil Borings were Completed using a GeoProbe Rig.
2. The Borings were Backfilled with Bentonite Chips.
3. Organic Vapor Readings Obtained with a Flame-ionization Detector (FID). SB-27/SB-28/SB-29

10/18-22/10	Soil Boring Log Details	760-SL11
GEO STRATA	Hillcrest Community Environmental Investigation	
	Hillcrest Community, Corpus Christi, TX	

GPS 3076808.697 N
656352.338 E

Soil Boring SB-32

Depth (ft)	Sample Time	Organic Vapors (ppm FID)	Graphic Log
0	0825	0.5	T; Sa Dk Brown
2			
4			
6	0830	0.3	Si Lt Gray/ Lt Brown
8			
10			
12	0834	0.7	
14			
16			

Drilled on: 10/22/10

GPS 3076554.011 N
656291.163 E

Soil Boring SB-33

Depth (ft)	Sample Time	Organic Vapors (ppm FID)	Graphic Log
0	1049	0.5	Black Pp Dry/Fr
2			
4		2.8	Black/ Dk Brown Pp Dry
6	1056	6.0	Sa/Si Lt Brown/ Tan Pp Dry
8		3.6	
10	1059	2.8	Tan/ Lt Brown
12			
14		1.8	
16			

Drilled on: 10/18/10

GPS 3076550.979 N
656551.188 E

Soil Boring SB-36

Depth (ft)	Sample Time	Organic Vapors (ppm FID)	Graphic Log
0	1115	0	T; Si Dk Brown
2			
4			
6	1120	0	Cl/Sa Lt Brown
8			
10			
12	1125	0	Sa Lt Brown Wet
14			
16			

Drilled on: 10/22/10

LEGEND

- Topsoil (T), Grass & Roots
- Clay, Sandy (Sa) or Silty (Si), Medium Stiff to Very Stiff, Poor (Pp), Fair (Pf) or Good (Pg) Plasticity, Moist or (Dry) and/or Friable (Fr) with Shell Material (SB-32 at 1-4')
- Sand, Finegrain, Poorly Sorted, Moist to Wet
- Silt, Clayey (Cl), Sandy (Sa), Medium Stiff or Soft (11-15'), Moist to Wet, with Calcareous White Silt Lenses, Crystalline at 5-11ft
- (8) Indicates Sample Selected for Laboratory Analysis
- NS No Sample
- ▽ Water Table

STATE OF TEXAS
PETER V. SCHRAM
GEOLOGY
214
LICENSED
PROFESSIONAL GEOSCIENTIST
11.30.10
SB-33

STATE OF TEXAS
Cheri Holbrook Krieg
GEOLOGY
6511
LICENSED
PROFESSIONAL GEOSCIENTIST
11.29.10
SB-32 & SB-36

NOTES

1. The Soil Borings were Completed using a GeoProbe Rig.
2. The Borings were Backfilled with Bentonite Chips.
3. Organic Vapor Readings Obtained with a Flame-ionization Detector (FID).
4. SB-30, SB-31, SB-34 and SB-35 were not Installed.

10/18-22/10	Soil Boring Log Details	760-SL11
GEO STRATA	Hillcrest Community Environmental Investigation	
	Hillcrest Community, Corpus Christi, TX	

GPS 3076488.670 N
656451.732 E

Soil Boring SB-37

Depth (ft)	Sample Time	Organic Vapors (ppm FID)	Graphic Log
0–4	1340	0	T; Si; Dk Gray/Dk Brown
4–10	1345	0.3	Cl/Sa; Tan; Tan

Drilled on: 10/22/10

GPS 3076295.876 N
656410.838 E

Soil Boring SB-38

Depth (ft)	Sample Time	Organic Vapors (ppm FID)	Graphic Log
0–4	1555	0	T; Sa/Si; Tan
4–8	1600	0	Sa/Si; Tan
8–14	1611	0; 0	Tan Loose; Sa; Tan

Drilled on: 10/22/10

GPS 3075917.030 N
656124.349 E

Soil Boring SB-39

Depth (ft)	Sample Time	Organic Vapors (ppm FID)	Graphic Log
0–4	1650	0	T; Sa/Si; Dk Gray/Dk Brown
4–8	1653	0	Sa/Si; Tan
8–14	1658	0	Tan; Wet Dense

Drilled on: 10/22/10

GPS 3076234.402 N
656842.435 E

Soil Boring SB-40

Depth (ft)	Sample Time	Organic Vapors (ppm FID)	Graphic Log
0–4	1435	0	T; Si; Lt Brown
4–10	1440	0.5	Si; Lt Gray/Lt Brown

Drilled on: 10/22/10

LEGEND

- Topsoil (T), Grass & Roots
- Clay, Sandy (Sa) or Silty (Si), Medium Stiff to Stiff, Moist with Crystalline Lenses (SB-39 at 9ft)
- Sand, Finegrain (SB-37), Poorly Sorted, Moist to Wet
- Silt, Clayey (Cl), Sandy (Sa), Medium Stiff or Soft (SB-38), Moist
- (8) Indicates Sample Selected for Laboratory Analysis
- NS No Sample
- ▽ Water Table

NOTES

1. The Soil Borings were Completed using a GeoProbe Rig.
2. The Borings were Backfilled with Bentonite Chips.
3. Organic Vapor Readings Obtained with a Flame-ionization Detector (FID).

STATE OF TEXAS
Cheri Holbrook Krieg
GEOLOGY
6511
LICENSED
PROFESSIONAL GEOSCIENTIST

Cheri Holbrook Krieg
11-29-10

10/18-22/10	Soil Boring Log Details	760-SL11
GEO STRATA	Hillcrest Community Environmental Investigation	
	Hillcrest Community, Corpus Christi, TX	

STATE OF TEXAS WELL REPORT for Tracking #237708

Owner:	**TCEQ**	Owner Well #:	**MW-1**
Address:	**P.O. Box 13087** **Austin , TX 78711**	Grid #:	**83-13-5**
Well Location:	**Hillcrest Community** **Corpus Christi , TX 78407**	Latitude:	**27° 48' 11" N**
Well County:	**Nueces**	Longitude:	**097° 25' 21" W**
Elevation:	**No Data**	GPS Brand Used:	**Google Earth**
Type of Work:	**New Well**	Proposed Use:	**Monitor**

Drilling Date: Started: **10/19/2010**
Completed: **10/19/2010**

Diameter of Hole: Diameter: **3 in From Surface To 25 ft**
Diameter: **7.5 in From 0 ft To 24 ft**

Drilling Method: **Driven Hollow Stem Auger**

Borehole Completion: Gravel Packed From: **24 ft to 7 ft**
Gravel Pack Size: **12/20**

Annular Seal Data: 1st Interval: **From 0 ft to 2 ft with 1 Cement (#sacks and material)**
2nd Interval: **From 2 ft to 7 ft with 2.52 Bentonite (#sacks and material)**
3rd Interval: **No Data**
Method Used: **Hand Mixed**
Cemented By: **Vortex Drilling, Inc.**
Distance to Septic Field or other Concentrated Contamination: **No Data**
Distance to Property Line: **No Data**
Method of Verification: **No Data**
Approved by Variance: **No Data**

Surface Completion: **Surface Sleeve Installed**

Water Level: Static level: **14 ft. below land surface on 10/19/2010**
Artesian flow: **No Data**

Packers: **N/A**

Plugging Info: Casing left in well: Cement/Bentonite left in well:

From (ft)	To (ft)	From (ft)	To (ft)	Cem/Bent	Sacks Used
N/A					

Type Of Pump: **No Data**

Well Tests: **No Data**

Water Quality: Type of Water: **Non-Potable**
Depth of Strata: **14 ft.**
Chemical Analysis Made: **No**
Did the driller knowingly penetrate any strata which contained undesirable constituents: **No**

Certification Data: The driller certified that the driller drilled this well (or the well was drilled under the driller's direct supervision) and that each and all of the statements herein are true and correct. The driller understood that failure to complete the required items will result in the log(s) being returned for completion and resubmittal.

Company Information:	**Vortex Drilling, Inc.** **4412 Bluemel Road** **San Antonio , TX 78240**
Driller License Number:	**54776**
Licensed Well Driller Signature:	**Robert Joiner**
Registered Driller Apprentice Signature:	**No Data**
Apprentice Registration Number:	**No Data**
Comments:	**No Data**

IMPORTANT NOTICE FOR PERSONS HAVING WELLS DRILLED CONCERNING CONFIDENTIALITY

TEX. OCC. CODE Title 12, Chapter 1901.251, authorizes the owner (owner or the person for whom the well was drilled) to keep information in Well Reports confidential. The Department shall hold the contents of the well log confidential and not a matter of public record if it receives, by certified mail, a written request to do so from the owner.

Please include the report's Tracking number (Tracking #237708) on your written request.

Texas Department of Licensing & Regulation
P.O. Box 12157
Austin, TX 78711
(512) 463-7880

DESC. & COLOR OF FORMATION MATERIAL

From (ft) To (ft) Description
0 - 5 Clay,silty,sl.sandy,v.stiff,dk.gray/brw.,poor plastic,dry
5 - 12 Clay,silty,sandy,v.stiff,poor plastic,tan/lt. brw.,dry
12 - 25 Sand,clayey,silty,unconsolidated,tan/lt.brw., saturated @ 14'

CASING, BLANK PIPE & WELL SCREEN DATA

Dia.	New/Used	Type	Setting From/To
2	**New**	**Schedule 40 PVC .010**	**24 - 9 Screen**
2	**New**	**Schedule 40 PVC**	**9 - 0 Riser**
2	**New**	**Top Cap**	
2	**New**	**Bottom Cap**	

STATE OF TEXAS WELL REPORT for Tracking #237709

Owner:	**TCEQ**	Owner Well #:	**MW-2**
Address:	**P.O. Box 13087 Austin , TX 78711**	Grid #:	**83-13-5**
Well Location:	**Hillcrest Community Corpus Christi , TX 78407**	Latitude:	**27° 48' 05" N**
Well County:	**Nueces**	Longitude:	**097° 25' 14" W**
Elevation:	**No Data**	GPS Brand Used:	**Google Earth**
Type of Work:	**New Well**	Proposed Use:	**Monitor**

Drilling Date:	Started: **10/19/2010** Completed: **10/19/2010**
Diameter of Hole:	Diameter: **3 in From Surface To 25 ft** Diameter: **7.5 in From 0 ft To 25 ft**
Drilling Method:	**Driven Hollow Stem Auger**
Borehole Completion:	Gravel Packed From: **25 ft to 5 ft** Gravel Pack Size: **12/20**
Annular Seal Data:	1st Interval: **From 0 ft to 2 ft with 1 Cement (#sacks and material)** 2nd Interval: **From 2 ft to 5 ft with 2.75 Bentonite (#sacks and material)** 3rd Interval: **No Data** Method Used: **Hand Mixed** Cemented By: **Vortex Drilling, Inc.** Distance to Septic Field or other Concentrated Contamination: **No Data** Distance to Property Line: **No Data** Method of Verification: **No Data** Approved by Variance: **No Data**
Surface Completion:	**Surface Sleeve Installed**
Water Level:	Static level: **15 ft. below land surface on 10/19/2010** Artesian flow: **No Data**
Packers:	**N/A**
Plugging Info:	Casing left in well: Cement/Bentonite left in well: From (ft) To (ft) From (ft) To (ft) Cem/Bent Sacks Used **N/A**
Type Of Pump:	**No Data**
Well Tests:	**No Data**
Water Quality:	Type of Water: **Non-Potable** Depth of Strata: **15 ft.** Chemical Analysis Made: **No** Did the driller knowingly penetrate any strata which contained undesirable constituents: **No**
Certification Data:	The driller certified that the driller drilled this well (or the well was drilled under the driller's direct supervision) and that each and all of the statements herein are true and correct. The driller understood that failure to complete the required items will result in the log(s) being returned for completion and resubmittal.

Company Information:	**Vortex Drilling, Inc.** **4412 Bluemel Road** **San Antonio , TX 78240**
Driller License Number:	**54776**
Licensed Well Driller Signature:	**Robert Joiner**
Registered Driller Apprentice Signature:	**No Data**
Apprentice Registration Number:	**No Data**
Comments:	**No Data**

IMPORTANT NOTICE FOR PERSONS HAVING WELLS DRILLED CONCERNING CONFIDENTIALITY

TEX. OCC. CODE Title 12, Chapter 1901.251, authorizes the owner (owner or the person for whom the well was drilled) to keep information in Well Reports confidential. The Department shall hold the contents of the well log confidential and not a matter of public record if it receives, by certified mail, a written request to do so from the owner.

Please include the report's Tracking number (Tracking #237709) on your written request.

Texas Department of Licensing & Regulation
P.O. Box 12157
Austin, TX 78711
(512) 463-7880

DESC. & COLOR OF FORMATION MATERIAL

From (ft) To (ft) Description
0 - 1 Topsoil,grass and roots
1 - 5 Clay,silty,sl.sandy,stiff,moist,brownish,gray
5 - 10 Clay,silty,v.sandy,med.stiff,moist,lt. brownish gray
10 - 12 Silt,sandy,clayey,med.stiff,moist,lt.brownish gray
12 - 15 Sand,silty,loose/dense,moist,lt.brownish gray
15 - 25 Sand,loose/dense,wet,lt.brownish gray

CASING, BLANK PIPE & WELL SCREEN DATA

Dia.	New/Used	Type	Setting From/To
2	**New**	**Schedule 40 PVC .010**	**25 - 7.5 Screen**
2	**New**	**Schedule 40 PVC**	**7.5 - 0 Riser**
2	**New**	**Top Cap**	
2	**New**	**Bottom Cap**	

STATE OF TEXAS WELL REPORT for Tracking #235351

Owner:	**TCEQ**	Owner Well #:	**MW-3**
Address:	**P.O. Box 13087 Austin , TX 78711**	Grid #:	**83-13-5**
Well Location:	**Hillcrest Community Corpus Christi , TX 78407**	Latitude:	**27° 48' 23" N**
Well County:	**Nueces**	Longitude:	**097° 25' 01" W**
Elevation:	**No Data**	GPS Brand Used:	**Google Earth**
Type of Work:	**New Well**	Proposed Use:	**Monitor**

Drilling Date: Started: **10/19/2010**
Completed: **10/19/2010**

Diameter of Hole: Diameter: **3 in From Surface To 23 ft**
Diameter: **7.5 in From 0 ft To 23 ft**

Drilling Method: **Driven Hollow Stem Auger**

Borehole Completion: Gravel Packed From: **23 ft to 6 ft**
Gravel Pack Size: **12/20**

Annular Seal Data: 1st Interval: **From 0 ft to 2 ft with 1 Cement (#sacks and material)**
2nd Interval: **From 2 ft to 6 ft with 2 Bentonite (#sacks and material)**
3rd Interval: **No Data**
Method Used: **Hand Mixed**
Cemented By: **Vortex Drilling, Inc.**
Distance to Septic Field or other Concentrated Contamination: **No Data**
Distance to Property Line: **No Data**
Method of Verification: **No Data**
Approved by Variance: **No Data**

Surface Completion: **Surface Sleeve Installed**

Water Level: Static level: **12 ft. below land surface on 10/19/2010**
Artesian flow: **No Data**

Packers: **N/A**

Plugging Info: Casing left in well: Cement/Bentonite left in well:

From (ft)	To (ft)	From (ft)	To (ft)	Cem/Bent	Sacks Used
N/A					

Type Of Pump: **No Data**

Well Tests: **No Data**

Water Quality: Type of Water: **Non-Potable**
Depth of Strata: **12 ft.**
Chemical Analysis Made: **No**
Did the driller knowingly penetrate any strata which contained undesirable constituents: **No**

Certification Data: The driller certified that the driller drilled this well (or the well was drilled under the driller's direct supervision) and that each and all of the statements herein are true and correct. The driller understood that failure to complete the required items will result in the log(s) being returned for completion and resubmittal.

Company Information:	**Vortex Drilling, Inc.** **4412 Bluemel Road** **San Antonio , TX 78240**
Driller License Number:	**54776**
Licensed Well Driller Signature:	**Robert Joiner**
Registered Driller Apprentice Signature:	**No Data**
Apprentice Registration Number:	**No Data**
Comments:	**No Data**

IMPORTANT NOTICE FOR PERSONS HAVING WELLS DRILLED CONCERNING CONFIDENTIALITY

TEX. OCC. CODE Title 12, Chapter 1901.251, authorizes the owner (owner or the person for whom the well was drilled) to keep information in Well Reports confidential. The Department shall hold the contents of the well log confidential and not a matter of public record if it receives, by certified mail, a written request to do so from the owner.

Please include the report's Tracking number (Tracking **#235351**) on your written request.

Texas Department of Licensing & Regulation
P.O. Box 12157
Austin, TX 78711
(512) 463-7880

DESC. & COLOR OF FORMATION MATERIAL

From (ft)	To (ft)	Description
0	**1**	**Topsoil,grass roots**
1	**5**	**Clay,silty,soft/med.stiff,moist,dk.grayish brw.**
5	**8**	**Clay,v.silty,sl.sandy,med.stiff/stiff,moist**
8	**12**	**Silty,clayey,sl.sandy,med.stiff,moist,lt.tan**
12	**13**	**Sandy,v.fine grain,silty,soft,wet,lt.tan**
13	**15**	**Sand,v.fine grain,silty,clayey,wet,soft,lt.tan**
15	**23**	**Clay,silty,sandy,stiff,moist,tan**

CASING, BLANK PIPE & WELL SCREEN DATA

Dia.	New/Used	Type	Setting From/To
2	**New**	**Schedule 40 PVC .010**	**23 - 8 Screen**
2	**New**	**Schedule 40 PVC**	**8 - 0 Riser**
2	**New**	**Top Cap**	
2	**New**	**Bottom Cap**	

STATE OF TEXAS WELL REPORT for Tracking #235355

Owner:	**TCEQ**	Owner Well #:	**MW-4**
Address:	**P.O. Box 13087** **Austin , TX 78711**	Grid #:	**83-13-6**
Well Location:	**Hillcrest Community** **Corpus Christi , TX 78407**	Latitude:	**27° 48' 18" N**
Well County:	**Nueces**	Longitude:	**097° 24' 58" W**
Elevation:	**No Data**	GPS Brand Used:	**Google Earth**
Type of Work:	**New Well**	Proposed Use:	**Monitor**

Drilling Date:	Started: **10/20/2010** Completed: **10/20/2010**
Diameter of Hole:	Diameter: **3 in From Surface To 20.5 ft** Diameter: **7.5 in From 0 ft To 20.5 ft**
Drilling Method:	**Driven Hollow Stem Auger**
Borehole Completion:	Gravel Packed From: **20.5 ft to 6 ft** Gravel Pack Size: **12/20**
Annular Seal Data:	1st Interval: **From 0 ft to 2 ft with 1 Cement (#sacks and material)** 2nd Interval: **From 2 ft to 6 ft with 2 Bentonite (#sacks and material)** 3rd Interval: **No Data** Method Used: **Hand Mixed** Cemented By: **Vortex Drilling, Inc.** Distance to Septic Field or other Concentrated Contamination: **No Data** Distance to Property Line: **No Data** Method of Verification: **No Data** Approved by Variance: **No Data**
Surface Completion:	**Surface Slab Installed**
Water Level:	Static level: **5 ft. below land surface on 10/20/2010** Artesian flow: **No Data**
Packers:	**N/A**
Plugging Info:	Casing left in well: Cement/Bentonite left in well: From (ft) To (ft) From (ft) To (ft) Cem/Bent Sacks Used **N/A**
Type Of Pump:	**No Data**
Well Tests:	**No Data**
Water Quality:	Type of Water: **Non-Potable** Depth of Strata: **5 ft.** Chemical Analysis Made: **No** Did the driller knowingly penetrate any strata which contained undesirable constituents: **No**
Certification Data:	The driller certified that the driller drilled this well (or the well was drilled under the driller's direct supervision) and that each and all of the statements herein are true and correct. The driller understood that failure to complete the required items will result in the log(s) being returned for completion and resubmittal.

Company Information:	**Vortex Drilling, Inc.** **4412 Bluemel Road** **San Antonio , TX 78240**
Driller License Number:	**54776**
Licensed Well Driller Signature:	**Robert Joiner**
Registered Driller Apprentice Signature:	**No Data**
Apprentice Registration Number:	**No Data**
Comments:	**No Data**

IMPORTANT NOTICE FOR PERSONS HAVING WELLS DRILLED CONCERNING CONFIDENTIALITY

TEX. OCC. CODE Title 12, Chapter 1901.251, authorizes the owner (owner or the person for whom the well was drilled) to keep information in Well Reports confidential. The Department shall hold the contents of the well log confidential and not a matter of public record if it receives, by certified mail, a written request to do so from the owner.

Please include the report's Tracking number (Tracking **#235355**) on your written request.

Texas Department of Licensing & Regulation
P.O. Box 12157
Austin, TX 78711
(512) 463-7880

DESC. & COLOR OF FORMATION MATERIAL

From (ft) To (ft) Description
0 - 2.5 Clay,blk./brw.,heavy organic material,stiff, dry
2.5 - 4 Clay,tan/lt.brw.,v.stiff/soft,poor/good,plastic, dry
4 - 9 Sand,fine grained,tan,poorly sorted,saturated @5'
9 - 11 Clay,tan/lt.brw.,v.stiff,poor plastic,wet
11 - 11.5 Sand,fine grained,tan,poorly sorted,wet
11.5 - 15 Clay,tan/lt.brw.,v.stiff,poor plastic,wet
15 - 16 Sand,tan,fine grained,poorly sorted,wet
16 - 17.5 Clay,tan/lt.brw.,v.stiff,mod.,plastic,wet
17.5 - 20.5 Sand,clayey,silty,tan,fine grained,poorly sorted,unconsolidated

CASING, BLANK PIPE & WELL SCREEN DATA

Dia.	New/Used	Type	Setting From/To
2	**New**	**Schedule 40 PVC .010**	**20.5 - 8 Screen**
2	**New**	**Schedule 40 PVC**	**8 - 0 Riser**
2	**New**	**Top Cap**	
2	**New**	**Bottom Cap**	

STATE OF TEXAS WELL REPORT for Tracking #235358

Owner:	**TCEQ**	Owner Well #:	**MW-5**
Address:	**P.O. Box 13087** **Austin , TX 78711**	Grid #:	**83-13-6**
Well Location:	**Hillcrest Community** **Corpus Christi , TX 78407**	Latitude:	**27° 48' 05" N**
Well County:	**Nueces**	Longitude:	**097° 24' 58" W**
Elevation:	**No Data**	GPS Brand Used:	**Google Earth**
Type of Work:	**New Well**	Proposed Use:	**Monitor**

Drilling Date:	Started: **10/20/2010** Completed: **10/20/2010**
Diameter of Hole:	Diameter: **3 in From Surface To 25 ft** Diameter: **7.5 in From 0 ft To 25 ft**
Drilling Method:	**Driven Hollow Stem Auger**
Borehole Completion:	Gravel Packed From: **23 ft to 6 ft** Gravel Pack Size: **12/20**
Annular Seal Data:	1st Interval: **From 0 ft to 2 ft with 1 Cement (#sacks and material)** 2nd Interval: **From 2 ft to 6 ft with 2 Bentonite (#sacks and material)** 3rd Interval: **No Data** Method Used: **Hand Mixed** Cemented By: **Vortex Drilling, Inc.** Distance to Septic Field or other Concentrated Contamination: **No Data** Distance to Property Line: **No Data** Method of Verification: **No Data** Approved by Variance: **No Data**
Surface Completion:	**Surface Sleeve Installed**
Water Level:	Static level: **13 ft. below land surface on 10/20/2010** Artesian flow: **No Data**
Packers:	**N/A**
Plugging Info:	Casing left in well: Cement/Bentonite left in well: From (ft) To (ft) From (ft) To (ft) Cem/Bent Sacks Used **N/A**
Type Of Pump:	**No Data**
Well Tests:	**No Data**
Water Quality:	Type of Water: **Non-Potable** Depth of Strata: **13 ft.** Chemical Analysis Made: **No** Did the driller knowingly penetrate any strata which contained undesirable constituents: **No**
Certification Data:	The driller certified that the driller drilled this well (or the well was drilled under the driller's direct supervision) and that each and all of the statements herein are true and correct. The driller understood that failure to complete the required items will result in the log(s) being returned for completion and resubmittal.

Company Information:	**Vortex Drilling, Inc.** **4412 Bluemel Road** **San Antonio , TX 78240**
Driller License Number:	**54776**
Licensed Well Driller Signature:	**Robert Joiner**
Registered Driller Apprentice Signature:	**No Data**
Apprentice Registration Number:	**No Data**
Comments:	**No Data**

IMPORTANT NOTICE FOR PERSONS HAVING WELLS DRILLED CONCERNING CONFIDENTIALITY

TEX. OCC. CODE Title 12, Chapter 1901.251, authorizes the owner (owner or the person for whom the well was drilled) to keep information in Well Reports confidential. The Department shall hold the contents of the well log confidential and not a matter of public record if it receives, by certified mail, a written request to do so from the owner.

Please include the report's Tracking number (Tracking #235358) on your written request.

Texas Department of Licensing & Regulation
P.O. Box 12157
Austin, TX 78711
(512) 463-7880

DESC. & COLOR OF FORMATION MATERIAL

From (ft) To (ft) Description
0 - 1 Topsoil,grass and roots
1 - 5 Clay,silty,med.stiff,moist,dk.grayish brw.
5 - 10 Clay,v.silty,med.stiff,moist,lt.tan,crystal silty interval @7'
10 - 13 Silt,v.sandy,soft,moist,lt.tan
13 - 16.5 Sand,silty,soft,wet,lt.tan
16.5 - 25 Sand,fine grain,dense,wet,lt.tan

CASING, BLANK PIPE & WELL SCREEN DATA

Dia.	New/Used	Type	Setting From/To
2	**New**	**Schedule 40 PVC .010**	**23 - 8 Screen**
2	**New**	**Schedule 40 PVC**	**8 - 0 Riser**
2	**New**	**Top Cap**	
2	**New**	**Bottom Cap**	

STATE OF TEXAS WELL REPORT for Tracking #235361

Owner:	**TCEQ**	Owner Well #:	**MW-6**
Address:	**P.O. Box 13087** **Austin , TX 78711**	Grid #:	**83-13-6**
Well Location:	**Hillcrest Community** **Corpus Christi , TX 78407**	Latitude:	**27° 48' 13" N**
Well County:	**Nueces**	Longitude:	**097° 24' 50" W**
Elevation:	**No Data**	GPS Brand Used:	**Google Earth**
Type of Work:	**New Well**	Proposed Use:	**Monitor**

Drilling Date:	Started: **10/18/2010** Completed: **10/18/2010**
Diameter of Hole:	Diameter: **3 in From Surface To 25 ft** Diameter: **7.5 in From 0 ft To 25 ft**
Drilling Method:	**Driven Hollow Stem Auger**
Borehole Completion:	Gravel Packed From: **25 ft to 2.5 ft** Gravel Pack Size: **12/20**
Annular Seal Data:	1st Interval: **From 0 ft to 2 ft with 1 Cement (#sacks and material)** 2nd Interval: **From 2 ft to 2.5 ft with 0.25 Bentonite (#sacks and material)** 3rd Interval: **No Data** Method Used: **Hand Mixed** Cemented By: **Vortex Drilling, Inc.** Distance to Septic Field or other Concentrated Contamination: **No Data** Distance to Property Line: **No Data** Method of Verification: **No Data** Approved by Variance: **No Data**
Surface Completion:	**Surface Sleeve Installed**
Water Level:	Static level: **15.5 ft. below land surface on 10/18/2010** Artesian flow: **No Data**
Packers:	**N/A**
Plugging Info:	Casing left in well: Cement/Bentonite left in well: From (ft) To (ft) From (ft) To (ft) Cem/Bent Sacks Used **N/A**
Type Of Pump:	**No Data**
Well Tests:	**No Data**
Water Quality:	Type of Water: **Non-Potable** Depth of Strata: **15.5 ft.** Chemical Analysis Made: **No** Did the driller knowingly penetrate any strata which contained undesirable constituents: **No**
Certification Data:	The driller certified that the driller drilled this well (or the well was drilled under the driller's direct supervision) and that each and all of the statements herein are true and correct. The driller understood that failure to complete the required items will result in the log(s) being returned for completion and resubmittal.

Company Information:	**Vortex Drilling, Inc.** **4412 Bluemel Road** **San Antonio , TX 78240**
Driller License Number:	**54776**
Licensed Well Driller Signature:	**Robert Joiner**
Registered Driller Apprentice Signature:	**No Data**
Apprentice Registration Number:	**No Data**
Comments:	**No Data**

IMPORTANT NOTICE FOR PERSONS HAVING WELLS DRILLED CONCERNING CONFIDENTIALITY

TEX. OCC. CODE Title 12, Chapter 1901.251, authorizes the owner (owner or the person for whom the well was drilled) to keep information in Well Reports confidential. The Department shall hold the contents of the well log confidential and not a matter of public record if it receives, by certified mail, a written request to do so from the owner.

Please include the report's Tracking number (Tracking #**235361**) on your written request.

Texas Department of Licensing & Regulation
P.O. Box 12157
Austin, TX 78711
(512) 463-7880

DESC. & COLOR OF FORMATION MATERIAL

From (ft) To (ft) Description
0 - 6" Grass,roots,road base
6" - 14.5' Clay,silty,med.stiff/stiff,lt.moist,lt. grayish brw.
14.5 - 15.5 Sand,v.fine grain,silty,moist,soft,lt. grayish brw.
15.5 - 22.5 Sand,v.fine grain,silty,wet,soft,lt. grayish brw.
22.5 - 25 Sand,loose,wet,lt.grayish,brw.

CASING, BLANK PIPE & WELL SCREEN DATA

Dia.	New/Used	Type	Setting From/To
2	**New**	**Schedule 40 PVC .010**	**25 - 2.5 Screen**
2	**New**	**Schedule 40 PVC**	**2.5 - 0 Riser**
2	**New**	**Top Cap**	
2	**New**	**Bottom Cap**	

STATE OF TEXAS WELL REPORT for Tracking #237710

Owner:	**TCEQ**	Owner Well #:	**MW-7**
Address:	**P.O. Box 13087 Austin , TX 78711**	Grid #:	**83-13-6**
Well Location:	**Hillcrest Community Corpus Christi , TX 78407**	Latitude:	**27° 48' 03" N**
Well County:	**Nueces**	Longitude:	**097° 24' 49" W**
Elevation:	**No Data**	GPS Brand Used:	**Google Earth**
Type of Work:	**New Well**	Proposed Use:	**Monitor**

Drilling Date:	Started: **10/20/2010** Completed: **10/20/2010**
Diameter of Hole:	Diameter: **3 in From Surface To 25 ft** Diameter: **7.5 in From 0 ft To 23 ft**
Drilling Method:	**Driven Hollow Stem Auger**
Borehole Completion:	Gravel Packed From: **23 ft to 6 ft** Gravel Pack Size: **12/20**
Annular Seal Data:	1st Interval: **From 0 ft to 2 ft with 1 Cement (#sacks and material)** 2nd Interval: **From 2 ft to 6 ft with 2 Bentonite (#sacks and material)** 3rd Interval: **No Data** Method Used: **Hand Mixed** Cemented By: **Vortex Drilling, Inc.** Distance to Septic Field or other Concentrated Contamination: **No Data** Distance to Property Line: **No Data** Method of Verification: **No Data** Approved by Variance: **No Data**
Surface Completion:	**Surface Slab Installed**
Water Level:	Static level: **14 ft. below land surface on 10/20/2010** Artesian flow: **No Data**
Packers:	**N/A**
Plugging Info:	Casing left in well: Cement/Bentonite left in well: From (ft) To (ft) From (ft) To (ft) Cem/Bent Sacks Used **N/A**
Type Of Pump:	**No Data**
Well Tests:	**No Data**
Water Quality:	Type of Water: **Non-Potable** Depth of Strata: **14 ft.** Chemical Analysis Made: **No** Did the driller knowingly penetrate any strata which contained undesirable constituents: **No**
Certification Data:	The driller certified that the driller drilled this well (or the well was drilled under the driller's direct supervision) and that each and all of the statements herein are true and correct. The driller understood that failure to complete the required items will result in the log(s) being returned for completion and resubmittal.

Company Information:	**Vortex Drilling, Inc.** **4412 Bluemel Road** **San Antonio , TX 78240**
Driller License Number:	**54776**
Licensed Well Driller Signature:	**Robert Joiner**
Registered Driller Apprentice Signature:	**No Data**
Apprentice Registration Number:	**No Data**
Comments:	**No Data**

IMPORTANT NOTICE FOR PERSONS HAVING WELLS DRILLED CONCERNING CONFIDENTIALITY

TEX. OCC. CODE Title 12, Chapter 1901.251, authorizes the owner (owner or the person for whom the well was drilled) to keep information in Well Reports confidential. The Department shall hold the contents of the well log confidential and not a matter of public record if it receives, by certified mail, a written request to do so from the owner.

Please include the report's Tracking number (Tracking **#237710**) on your written request.

Texas Department of Licensing & Regulation
P.O. Box 12157
Austin, TX 78711
(512) 463-7880

DESC. & COLOR OF FORMATION MATERIAL

From (ft) To (ft) Description
0 - 5 Clay,tan,mod.stiff,good plastic,dry/moist, @2.5' dry
5 - 15 Clay,tan/lt.brw.,sandy,silty,mod.stiff,good plastic,dry,@9'-13' dry,@13' moist
15 - 25 Sand,tan,clayey,silty,sl.stiff,mod.plastic, saturated @14',@20'-25' wet

CASING, BLANK PIPE & WELL SCREEN DATA

Dia.	New/Used	Type	Setting From/To
2	**New**	**Schedule 40 PVC .010**	**23 - 8 Screen**
2	**New**	**Schedule 40 PVC**	**8 - 0 Riser**
2	**New**	**Top Cap**	
2	**New**	**Bottom Cap**	

STATE OF TEXAS WELL REPORT for Tracking #235385

Owner:	**TCEQ**	Owner Well #:	**MW-8**
Address:	**P.O. Box 13087 Austin , TX 78711**	Grid #:	**83-13-6**
Well Location:	**Hillcrest Community Corpus Christi , TX 78407**	Latitude:	**27° 48' 18" N**
Well County:	**Nueces**	Longitude:	**097° 24' 35" W**
Elevation:	**No Data**	GPS Brand Used:	**Google Earth**
Type of Work:	**New Well**	Proposed Use:	**Monitor**

Drilling Date:	Started: **10/20/2010** Completed: **10/20/2010**
Diameter of Hole:	Diameter: **3 in From Surface To 20 ft** Diameter: **7.5 in From 0 ft To 20 ft**
Drilling Method:	**Driven Hollow Stem Auger**
Borehole Completion:	Gravel Packed From: **20 ft to 3 ft** Gravel Pack Size: **12/20**
Annular Seal Data:	1st Interval: **From 0 ft to 2 ft with 1 Cement (#sacks and material)** 2nd Interval: **From 2 ft to 3 ft with 0.50 Bentonite (#sacks and material)** 3rd Interval: **No Data** Method Used: **Hand Mixed** Cemented By: **Vortex Drilling, Inc.** Distance to Septic Field or other Concentrated Contamination: **No Data** Distance to Property Line: **No Data** Method of Verification: **No Data** Approved by Variance: **No Data**
Surface Completion:	**Surface Slab Installed**
Water Level:	Static level: **10 ft. below land surface on 10/20/2010** Artesian flow: **No Data**
Packers:	**N/A**
Plugging Info:	Casing left in well: Cement/Bentonite left in well: From (ft) To (ft) From (ft) To (ft) Cem/Bent Sacks Used **N/A**
Type Of Pump:	**No Data**
Well Tests:	**No Data**
Water Quality:	Type of Water: **Non-Potable** Depth of Strata: **10 ft.** Chemical Analysis Made: **No** Did the driller knowingly penetrate any strata which contained undesirable constituents: **No**
Certification Data:	The driller certified that the driller drilled this well (or the well was drilled under the driller's direct supervision) and that each and all of the statements herein are true and correct. The driller understood that failure to complete the required items will result in the log(s) being returned for completion and resubmittal.

Company Information:	**Vortex Drilling, Inc.** **4412 Bluemel Road** **San Antonio , TX 78240**
Driller License Number:	**58200**
Licensed Well Driller Signature:	**Martin Casarez**
Registered Driller Apprentice Signature:	**No Data**
Apprentice Registration Number:	**No Data**
Comments:	**No Data**

IMPORTANT NOTICE FOR PERSONS HAVING WELLS DRILLED CONCERNING CONFIDENTIALITY

TEX. OCC. CODE Title 12, Chapter 1901.251, authorizes the owner (owner or the person for whom the well was drilled) to keep information in Well Reports confidential. The Department shall hold the contents of the well log confidential and not a matter of public record if it receives, by certified mail, a written request to do so from the owner.

Please include the report's Tracking number (Tracking #235385) on your written request.

Texas Department of Licensing & Regulation
P.O. Box 12157
Austin, TX 78711
(512) 463-7880

DESC. & COLOR OF FORMATION MATERIAL

From (ft) To (ft) Description
0 - 2.5 Clay,dk.,brw.,friable,v.stiff,no plastic,dry
2.5 - 9.5 Clay,tan/lt.brw.,sandy,silty,v.stiff,poor plastic,dry,@9.5'dry/moist
9.5 - 12.5 Sand,clayey,silty,tan,plastic,saturated @10',fine grained
12.5 - 20 Sand,clayey,silty,tan,heavy gray staining,diesel odor @14',consolidated,@20' wet

CASING, BLANK PIPE & WELL SCREEN DATA

Dia.	New/Used	Type	Setting From/To
2	**New**	**Schedule 40 PVC .010**	**20 - 5 Screen**
2	**New**	**Schedule 40 PVC**	**5 - 0 Riser**
2	**New**	**Top Cap**	
2	**New**	**Bottom Cap**	

STATE OF TEXAS WELL REPORT for Tracking #237192

Owner:	**TCEQ**	Owner Well #:	**SB-1**
Address:	**P.O. Box 13087 Austin , TX 78711**	Grid #:	**83-13-5**
Well Location:	**Hillcrest Community Corpus Christi , TX 78407**	Latitude:	**27° 48' 06" N**
Well County:	**Nueces**	Longitude:	**097° 25' 25" W**
Elevation:	**No Data**	GPS Brand Used:	**Google Earth**
Type of Work:	**New Well**	Proposed Use:	**Environmental Soil Boring**

Drilling Date: Started: **10/21/2010**
Completed: **10/21/2010**

Diameter of Hole: Diameter: **2.25 in From Surface To 15 ft**

Drilling Method: **Driven**

Borehole Completion: Other: **Plugged**

Annular Seal Data: 1st Interval: **From 0 ft to 2 ft with 0.15 Cement (#sacks and material)**
2nd Interval: **From 2 ft to 15 ft with 1 Bentonite (#sacks and material)**
3rd Interval: **No Data**
Method Used: **Hand Mixed**
Cemented By: **Vortex Drilling, Inc.**
Distance to Septic Field or other Concentrated Contamination: **No Data**
Distance to Property Line: **No Data**
Method of Verification: **No Data**
Approved by Variance: **No Data**

Surface Completion: **Alternative Procedure Used**

Water Level: Static level: **14.5 ft. below land surface on 10/21/2010**
Artesian flow: **No Data**

Packers: **N/A**

Plugging Info: Casing left in well: Cement/Bentonite left in well:

From (ft)	To (ft)	From (ft)	To (ft)	Cem/Bent	Sacks Used
N/A					

Type Of Pump: **No Data**

Well Tests: **No Data**

Water Quality: Type of Water: **Non-Potable**
Depth of Strata: **14.5 ft.**
Chemical Analysis Made: **No**
Did the driller knowingly penetrate any strata which contained undesirable constituents: **No**

Certification Data: The driller certified that the driller drilled this well (or the well was drilled under the driller's direct supervision) and that each and all of the statements herein are true and correct. The driller understood that failure to complete the required items will result in the log(s) being returned for completion and resubmittal.

Company Information:	**Vortex Drilling, Inc.** **4412 Bluemel Road** **San Antonio , TX 78240**
Driller License Number:	**58200**
Licensed Well Driller Signature:	**Martin Casarez**
Registered Driller Apprentice Signature:	**No Data**
Apprentice Registration Number:	**No Data**
Comments:	**No Data**

IMPORTANT NOTICE FOR PERSONS HAVING WELLS DRILLED CONCERNING CONFIDENTIALITY

TEX. OCC. CODE Title 12, Chapter 1901.251, authorizes the owner (owner or the person for whom the well was drilled) to keep information in Well Reports confidential. The Department shall hold the contents of the well log confidential and not a matter of public record if it receives, by certified mail, a written request to do so from the owner.

Please include the report's Tracking number (Tracking **#237192**) on your written request.

Texas Department of Licensing & Regulation
P.O. Box 12157
Austin, TX 78711
(512) 463-7880

DESC. & COLOR OF FORMATION MATERIAL

From (ft) To (ft) Description
0 - 2.5 Clay,sandy,blk.,med.stiff/v.stiff,poor plastic,dry,friable
2.5 - 5 Clay,sandy,silty,dk.brw.,med.stiff/v.stiff, poor plastic,dry,friable
5 - 10 Clay,sandy,silty,tan,med.stiff/stiff,fair plastic, dry
10 - 15 Fine grained,tan,fair plastic,silty,loose/ dense,poorly sorted,@12.5'-15' diesel odor, @14.5' wet

CASING, BLANK PIPE & WELL SCREEN DATA

Dia.	New/Used	Type	Setting From/To
N/A			

STATE OF TEXAS WELL REPORT for Tracking #237216

Owner:	**TCEQ**	Owner Well #:	**SB-2**
Address:	**P.O. Box 13087 Austin , TX 78711**	Grid #:	**83-13-5**
Well Location:	**Hillcrest Community Corpus Christi , TX 78407**	Latitude:	**27° 48' 09" N**
Well County:	**Nueces**	Longitude:	**097° 25' 22" W**
Elevation:	**No Data**	GPS Brand Used:	**Google Earth**
Type of Work:	**New Well**	Proposed Use:	**Environmental Soil Boring**

Drilling Date: Started: **10/21/2010**
Completed: **10/21/2010**

Diameter of Hole: Diameter: **2.25 in From Surface To 15 ft**

Drilling Method: **Driven**

Borehole Completion: Other: **Plugged**

Annular Seal Data: 1st Interval: **From 0 ft to 2 ft with 0.15 Cement (#sacks and material)**
2nd Interval: **From 2 ft to 15 ft with 1 Bentonite (#sacks and material)**
3rd Interval: **No Data**
Method Used: **Hand Mixed**
Cemented By: **Vortex Drilling, Inc.**
Distance to Septic Field or other Concentrated Contamination: **No Data**
Distance to Property Line: **No Data**
Method of Verification: **No Data**
Approved by Variance: **No Data**

Surface Completion: **Alternative Procedure Used**

Water Level: Static level: **13 ft. below land surface on 10/21/2010**
Artesian flow: **No Data**

Packers: **N/A**

Plugging Info: Casing left in well: Cement/Bentonite left in well:

From (ft)	To (ft)	From (ft)	To (ft)	Cem/Bent	Sacks Used
N/A					

Type Of Pump: **No Data**

Well Tests: **No Data**

Water Quality: Type of Water: **Non-Potable**
Depth of Strata: **13 ft.**
Chemical Analysis Made: **No**
Did the driller knowingly penetrate any strata which contained undesirable constituents: **No**

Certification Data: The driller certified that the driller drilled this well (or the well was drilled under the driller's direct supervision) and that each and all of the statements herein are true and correct. The driller understood that failure to complete the required items will result in the log(s) being returned for completion and resubmittal.

Company Information:	**Vortex Drilling, Inc.** **4412 Bluemel Road** **San Antonio , TX 78240**
Driller License Number:	**54776**
Licensed Well Driller Signature:	**Robert Joiner**
Registered Driller Apprentice Signature:	**No Data**
Apprentice Registration Number:	**No Data**
Comments:	**No Data**

IMPORTANT NOTICE FOR PERSONS HAVING WELLS DRILLED CONCERNING CONFIDENTIALITY

TEX. OCC. CODE Title 12, Chapter 1901.251, authorizes the owner (owner or the person for whom the well was drilled) to keep information in Well Reports confidential. The Department shall hold the contents of the well log confidential and not a matter of public record if it receives, by certified mail, a written request to do so from the owner.

Please include the report's Tracking number (Tracking **#237216**) on your written request.

Texas Department of Licensing & Regulation
P.O. Box 12157
Austin, TX 78711
(512) 463-7880

DESC. & COLOR OF FORMATION MATERIAL

From (ft)	To (ft)	Description
0	**1**	**Topsoil**
1	**5**	**Dk.brw.clay**
5	**13**	**Clay,sandy,silty,tan**
13	**15**	**Sandy,silty,wet**

CASING, BLANK PIPE & WELL SCREEN DATA

Dia.	New/Used	Type	Setting From/To
N/A			

STATE OF TEXAS WELL REPORT for Tracking #237705

Owner:	**TCEQ**	Owner Well #:	**SB-3**
Address:	**P.O. Box 13087 Austin , TX 78711**	Grid #:	**83-13-5**
Well Location:	**Hillcrest Community Corpus Christi , TX 78407**	Latitude:	**27° 48' 17" N**
Well County:	**Nueces**	Longitude:	**097° 25' 17" W**
Elevation:	**No Data**	GPS Brand Used:	**Google Earth**
Type of Work:	**New Well**	Proposed Use:	**Environmental Soil Boring**

Drilling Date:	Started: **10/21/2010** Completed: **10/21/2010**
Diameter of Hole:	Diameter: **2.25 in From Surface To 10 ft**
Drilling Method:	**Driven**
Borehole Completion:	Other: **Plugged**
Annular Seal Data:	1st Interval: **From 0 ft to 2 ft with 0.15 Cement (#sacks and material)** 2nd Interval: **From 2 ft to 10 ft with 0.60 Bentonite (#sacks and material)** 3rd Interval: **No Data** Method Used: **Hand Mixed** Cemented By: **Vortex Drilling, Inc.** Distance to Septic Field or other Concentrated Contamination: **No Data** Distance to Property Line: **No Data** Method of Verification: **No Data** Approved by Variance: **No Data**
Surface Completion:	**Alternative Procedure Used**
Water Level:	Static level: **10 ft. below land surface on 10/21/2010** Artesian flow: **No Data**
Packers:	**N/A**
Plugging Info:	Casing left in well: Cement/Bentonite left in well: From (ft) To (ft) From (ft) To (ft) Cem/Bent Sacks Used **N/A**
Type Of Pump:	**No Data**
Well Tests:	**No Data**
Water Quality:	Type of Water: **Non-Potable** Depth of Strata: **10 ft.** Chemical Analysis Made: **No** Did the driller knowingly penetrate any strata which contained undesirable constituents: **No**
Certification Data:	The driller certified that the driller drilled this well (or the well was drilled under the driller's direct supervision) and that each and all of the statements herein are true and correct. The driller understood that failure to complete the required items will result in the log(s) being returned for completion and resubmittal.

Company Information:	**Vortex Drilling, Inc.** **4412 Bluemel Road** **San Antonio , TX 78240**
Driller License Number:	**54776**
Licensed Well Driller Signature:	**Robert Joiner**
Registered Driller Apprentice Signature:	**No Data**
Apprentice Registration Number:	**No Data**
Comments:	**No Data**

IMPORTANT NOTICE FOR PERSONS HAVING WELLS DRILLED CONCERNING CONFIDENTIALITY

TEX. OCC. CODE Title 12, Chapter 1901.251, authorizes the owner (owner or the person for whom the well was drilled) to keep information in Well Reports confidential. The Department shall hold the contents of the well log confidential and not a matter of public record if it receives, by certified mail, a written request to do so from the owner.

Please include the report's Tracking number (Tracking **#237705**) on your written request.

Texas Department of Licensing & Regulation
P.O. Box 12157
Austin, TX 78711
(512) 463-7880

DESC. & COLOR OF FORMATION MATERIAL

From (ft) To (ft) Description
0 - 1 Gravel,grass and roots
1 - 6 Clay,silty,stiff,moist,dk.gray
6 - 10 Clay,v.silty,stiff,moist,grayish brw.

CASING, BLANK PIPE & WELL SCREEN DATA

Dia.	New/Used	Type	Setting From/To
N/A			

STATE OF TEXAS WELL REPORT for Tracking #237202

Owner:	**TCEQ**	Owner Well #:	**SB-4**
Address:	**P.O. Box 13087 Austin , TX 78711**	Grid #:	**83-13-6**
Well Location:	**Hillcrest Community Corpus Christi , TX 78407**	Latitude:	**27° 48' 20" N**
Well County:	**Nueces**	Longitude:	**097° 24' 46" W**
Elevation:	**No Data**	GPS Brand Used:	**Google Earth**
Type of Work:	**New Well**	Proposed Use:	**Environmental Soil Boring**

Drilling Date: Started: **10/22/2010**
Completed: **10/22/2010**

Diameter of Hole: Diameter: **2.25 in From Surface To 20 ft**

Drilling Method: **Driven**

Borehole Completion: Other: **Plugged**

Annular Seal Data: 1st Interval: **From 0 ft to 2 ft with 0.15 Cement (#sacks and material)**
2nd Interval: **From 2 ft to 20 ft with 1.25 Bentonite (#sacks and material)**
3rd Interval: **No Data**
Method Used: **Hand Mixed**
Cemented By: **Vortex Drilling, Inc.**
Distance to Septic Field or other Concentrated Contamination: **No Data**
Distance to Property Line: **No Data**
Method of Verification: **No Data**
Approved by Variance: **No Data**

Surface Completion: **Alternative Procedure Used**

Water Level: Static level: **15 ft. below land surface on 10/22/2010**
Artesian flow: **No Data**

Packers: **N/A**

Plugging Info: Casing left in well: Cement/Bentonite left in well:

From (ft)	To (ft)	From (ft)	To (ft)	Cem/Bent	Sacks Used
N/A					

Type Of Pump: **No Data**

Well Tests: **No Data**

Water Quality: Type of Water: **Non-Potable**
Depth of Strata: **15 ft.**
Chemical Analysis Made: **No**
Did the driller knowingly penetrate any strata which contained undesirable constituents: **No**

Certification Data: The driller certified that the driller drilled this well (or the well was drilled under the driller's direct supervision) and that each and all of the statements herein are true and correct. The driller understood that failure to complete the required items will result in the log(s) being returned for completion and resubmittal.

Company Information:	**Vortex Drilling, Inc.** **4412 Bluemel Road** **San Antonio , TX 78240**
Driller License Number:	**58200**
Licensed Well Driller Signature:	**Martin Casarez**
Registered Driller Apprentice Signature:	**No Data**
Apprentice Registration Number:	**No Data**
Comments:	**No Data**

IMPORTANT NOTICE FOR PERSONS HAVING WELLS DRILLED CONCERNING CONFIDENTIALITY

TEX. OCC. CODE Title 12, Chapter 1901.251, authorizes the owner (owner or the person for whom the well was drilled) to keep information in Well Reports confidential. The Department shall hold the contents of the well log confidential and not a matter of public record if it receives, by certified mail, a written request to do so from the owner.

Please include the report's Tracking number (Tracking **#237202**) on your written request.

Texas Department of Licensing & Regulation
P.O. Box 12157
Austin, TX 78711
(512) 463-7880

DESC. & COLOR OF FORMATION MATERIAL

From (ft) To (ft) Description
0 - 2.5 Clay,blk.,dk.brw.,fair plastic,dry,friable
2.5 - 7.5 Clay,sandy,silty,brw./lt.brw.fair plastic,dry
7.5 - 15 Clay,sandy,silty,lt.brw./buff,fair plastic,dry
@13.5' sandy,tan/buff,good plastic
15 - 19 Silty,tan,fine grain,poorly sorted
19 - 20 Clay,wet,fair plastic

CASING, BLANK PIPE & WELL SCREEN DATA

Dia.	New/Used	Type	Setting From/To
N/A			

STATE OF TEXAS WELL REPORT for Tracking #237706

Owner:	**TCEQ**	Owner Well #:	**SB-5**
Address:	**P.O. Box 13087 Austin , TX 78711**	Grid #:	**83-13-6**
Well Location:	**Hillcrest Community Corpus Christi , TX 78407**	Latitude:	**27° 48' 17" N**
Well County:	**Nueces**	Longitude:	**097° 24' 34" W**
Elevation:	**No Data**	GPS Brand Used:	**Google Earth**
Type of Work:	**New Well**	Proposed Use:	**Environmental Soil Boring**

Drilling Date:	Started: **10/22/2010** Completed: **10/22/2010**
Diameter of Hole:	Diameter: **2.25 in From Surface To 15 ft**
Drilling Method:	**Driven**
Borehole Completion:	Other: **Plugged**
Annular Seal Data:	1st Interval: **From 0 ft to 2 ft with 0.15 Cement (#sacks and material)** 2nd Interval: **From 2 ft to 15 ft with 1 Bentonite (#sacks and material)** 3rd Interval: **No Data** Method Used: **Hand Mixed** Cemented By: **Vortex Drilling, Inc.** Distance to Septic Field or other Concentrated Contamination: **No Data** Distance to Property Line: **No Data** Method of Verification: **No Data** Approved by Variance: **No Data**
Surface Completion:	**Alternative Procedure Used**
Water Level:	Static level: **10 ft. below land surface on 10/22/2010** Artesian flow: **No Data**
Packers:	**N/A**
Plugging Info:	Casing left in well: Cement/Bentonite left in well: From (ft) To (ft) From (ft) To (ft) Cem/Bent Sacks Used **N/A**
Type Of Pump:	**No Data**
Well Tests:	**No Data**
Water Quality:	Type of Water: **Non-Potable** Depth of Strata: **10 ft.** Chemical Analysis Made: **No** Did the driller knowingly penetrate any strata which contained undesirable constituents: **No**
Certification Data:	The driller certified that the driller drilled this well (or the well was drilled under the driller's direct supervision) and that each and all of the statements herein are true and correct. The driller understood that failure to complete the required items will result in the log(s) being returned for completion and resubmittal.

Company Information:	**Vortex Drilling, Inc.** **4412 Bluemel Road** **San Antonio , TX 78240**
Driller License Number:	**54776**
Licensed Well Driller Signature:	**Robert Joiner**
Registered Driller Apprentice Signature:	**No Data**
Apprentice Registration Number:	**No Data**
Comments:	**No Data**

IMPORTANT NOTICE FOR PERSONS HAVING WELLS DRILLED CONCERNING CONFIDENTIALITY

TEX. OCC. CODE Title 12, Chapter 1901.251, authorizes the owner (owner or the person for whom the well was drilled) to keep information in Well Reports confidential. The Department shall hold the contents of the well log confidential and not a matter of public record if it receives, by certified mail, a written request to do so from the owner.

Please include the report's Tracking number (Tracking **#237706**) on your written request.

Texas Department of Licensing & Regulation
P.O. Box 12157
Austin, TX 78711
(512) 463-7880

DESC. & COLOR OF FORMATION MATERIAL

From (ft) To (ft) Description
0 - 1 Topsoil,gravel,base
1 - 3 Clay,silty,med.stiff,moist,dk.brw.
3 - 10 Silt,sandy,sl.clayey,loose/dense,moist,olive gray w/HC odor
10 - 15 Sand,silty,loose/dense,wet,olive,gray

CASING, BLANK PIPE & WELL SCREEN DATA

Dia.	New/Used	Type	Setting From/To
N/A			

STATE OF TEXAS WELL REPORT for Tracking #237203

Owner:	**TCEQ**	Owner Well #:	**SB-6**
Address:	**P.O. Box 13087 Austin , TX 78711**	Grid #:	**83-13-5**
Well Location:	**Hillcrest Community Corpus Christi , TX 78407**	Latitude:	**27° 48' 32" N**
Well County:	**Nueces**	Longitude:	**097° 25' 07" W**
Elevation:	**No Data**	GPS Brand Used:	**Google Earth**
Type of Work:	**New Well**	Proposed Use:	**Environmental Soil Boring**

Drilling Date:	Started: **10/18/2010** Completed: **10/18/2010**
Diameter of Hole:	Diameter: **2.25 in From Surface To 10 ft**
Drilling Method:	**Driven**
Borehole Completion:	Other: **Plugged**
Annular Seal Data:	1st Interval: **From 0 ft to 2 ft with 0.15 Cement (#sacks and material)** 2nd Interval: **From 2 ft to 10 ft with 0.60 Bentonite (#sacks and material)** 3rd Interval: **No Data** Method Used: **Hand Mixed** Cemented By: **Vortex Drilling, Inc.** Distance to Septic Field or other Concentrated Contamination: **No Data** Distance to Property Line: **No Data** Method of Verification: **No Data** Approved by Variance: **No Data**
Surface Completion:	**Alternative Procedure Used**

Water Level:	Static level: **7.5 ft. below land surface on 10/18/2010** Artesian flow: **No Data**
Packers:	**N/A**
Plugging Info:	Casing left in well: Cement/Bentonite left in well: From (ft) To (ft) From (ft) To (ft) Cem/Bent Sacks Used **N/A**
Type Of Pump:	**No Data**
Well Tests:	**No Data**

Water Quality:	Type of Water: **Non-Potable** Depth of Strata: **7.5 ft.** Chemical Analysis Made: **No** Did the driller knowingly penetrate any strata which contained undesirable constituents: **No**
Certification Data:	The driller certified that the driller drilled this well (or the well was drilled under the driller's direct supervision) and that each and all of the statements herein are true and correct. The driller understood that failure to complete the required items will result in the log(s) being returned for completion and resubmittal.

Company Information:	**Vortex Drilling, Inc.** **4412 Bluemel Road** **San Antonio , TX 78240**
Driller License Number:	**58200**
Licensed Well Driller Signature:	**Martin Casarez**
Registered Driller Apprentice Signature:	**No Data**
Apprentice Registration Number:	**No Data**
Comments:	**No Data**

IMPORTANT NOTICE FOR PERSONS HAVING WELLS DRILLED CONCERNING CONFIDENTIALITY

TEX. OCC. CODE Title 12, Chapter 1901.251, authorizes the owner (owner or the person for whom the well was drilled) to keep information in Well Reports confidential. The Department shall hold the contents of the well log confidential and not a matter of public record if it receives, by certified mail, a written request to do so from the owner.

Please include the report's Tracking number (Tracking **#237203**) on your written request.

Texas Department of Licensing & Regulation
P.O. Box 12157
Austin, TX 78711
(512) 463-7880

DESC. & COLOR OF FORMATION MATERIAL

From (ft)	To (ft)	Description
0	**2.5**	**Clay,blk.,poor plastic,dry/friable**
2.5	**10**	**Clay,sandy,silty,tan/lt.brw.,good plastic**

CASING, BLANK PIPE & WELL SCREEN DATA

Dia.	New/Used	Type	Setting From/To
N/A			

STATE OF TEXAS WELL REPORT for Tracking #237204

Owner:	**TCEQ**	Owner Well #:	**SB-7**
Address:	**P.O. Box 13087 Austin , TX 78711**	Grid #:	**83-13-5**
Well Location:	**Hillcrest Community Corpus Christi , TX 78407**	Latitude:	**27° 48' 29" N**
Well County:	**Nueces**	Longitude:	**097° 25' 02" W**
Elevation:	**No Data**	GPS Brand Used:	**Google Earth**
Type of Work:	**New Well**	Proposed Use:	**Environmental Soil Boring**

Drilling Date: Started: **10/18/2010**
Completed: **10/18/2010**

Diameter of Hole: Diameter: **2.25 in From Surface To 25 ft**

Drilling Method: **Driven**

Borehole Completion: Other: **Plugged**

Annular Seal Data: 1st Interval: **From 0 ft to 2 ft with 0.15 Cement (#sacks and material)**
2nd Interval: **From 2 ft to 25 ft with 1.60 Bentonite (#sacks and material)**
3rd Interval: **No Data**
Method Used: **Hand Mixed**
Cemented By: **Vortex Drilling, Inc.**
Distance to Septic Field or other Concentrated Contamination: **No Data**
Distance to Property Line: **No Data**
Method of Verification: **No Data**
Approved by Variance: **No Data**

Surface Completion: **Alternative Procedure Used**

Water Level: Static level: **22.5 ft. below land surface on 10/18/2010**
Artesian flow: **No Data**

Packers: **N/A**

Plugging Info: Casing left in well: Cement/Bentonite left in well:

From (ft)	To (ft)	From (ft)	To (ft)	Cem/Bent	Sacks Used
N/A					

Type Of Pump: **No Data**

Well Tests: **No Data**

Water Quality: Type of Water: **Non-Potable**
Depth of Strata: **22.5 ft.**
Chemical Analysis Made: **No**
Did the driller knowingly penetrate any strata which contained undesirable constituents: **No**

Certification Data: The driller certified that the driller drilled this well (or the well was drilled under the driller's direct supervision) and that each and all of the statements herein are true and correct. The driller understood that failure to complete the required items will result in the log(s) being returned for completion and resubmittal.

Company Information:	**Vortex Drilling, Inc.** **4412 Bluemel Road** **San Antonio , TX 78240**
Driller License Number:	**58200**
Licensed Well Driller Signature:	**Martin Casarez**
Registered Driller Apprentice Signature:	**No Data**
Apprentice Registration Number:	**No Data**
Comments:	**No Data**

IMPORTANT NOTICE FOR PERSONS HAVING WELLS DRILLED CONCERNING CONFIDENTIALITY

TEX. OCC. CODE Title 12, Chapter 1901.251, authorizes the owner (owner or the person for whom the well was drilled) to keep information in Well Reports confidential. The Department shall hold the contents of the well log confidential and not a matter of public record if it receives, by certified mail, a written request to do so from the owner.

Please include the report's Tracking number (Tracking **#237204**) on your written request.

Texas Department of Licensing & Regulation
P.O. Box 12157
Austin, TX 78711
(512) 463-7880

DESC. & COLOR OF FORMATION MATERIAL

From (ft)	To (ft)	Description
0	**2.5**	**Clay,blk.,dry,friable,organic material**
2.5	**5**	**Clay,sandy,silty,blk./lt.brw.,dry**
5	**10**	**Clay,sandy,silty,tan/lt.brw.,fair plastic,dry**
10	**22.5**	**Clay,sandy,silty,tan/lt.brw.,fair plastic**
22.5	**25**	**Clay,sandy,silty,tan/lt.brw.,good plastic, wet**

CASING, BLANK PIPE & WELL SCREEN DATA

Dia.	New/Used	Type	Setting From/To
N/A			

STATE OF TEXAS WELL REPORT for Tracking #237205

Owner:	**TCEQ**	Owner Well #:	**SB-8**
Address:	**P.O. Box 13087 Austin , TX 78711**	Grid #:	**83-13-5**
Well Location:	**Hillcrest Community Corpus Christi , TX 78407**	Latitude:	**27° 48' 26" N**
Well County:	**Nueces**	Longitude:	**097° 25' 04" W**
Elevation:	**No Data**	GPS Brand Used:	**Google Earth**
Type of Work:	**New Well**	Proposed Use:	**Environmental Soil Boring**

Drilling Date:	Started: **10/19/2010** Completed: **10/19/2010**
Diameter of Hole:	Diameter: **2.25 in From Surface To 20 ft**
Drilling Method:	**Driven**
Borehole Completion:	Other: **Plugged**
Annular Seal Data:	1st Interval: **From 0 ft to 2 ft with 0.15 Cement (#sacks and material)** 2nd Interval: **From 2 ft to 20 ft with 1.25 Bentonite (#sacks and material)** 3rd Interval: **No Data** Method Used: **Hand Mixed** Cemented By: **Vortex Drilling, Inc.** Distance to Septic Field or other Concentrated Contamination: **No Data** Distance to Property Line: **No Data** Method of Verification: **No Data** Approved by Variance: **No Data**
Surface Completion:	**Alternative Procedure Used**

Water Level:	Static level: **19 ft. below land surface on 10/19/2010** Artesian flow: **No Data**
Packers:	**N/A**
Plugging Info:	Casing left in well: Cement/Bentonite left in well: From (ft) To (ft) From (ft) To (ft) Cem/Bent Sacks Used **N/A**
Type Of Pump:	**No Data**
Well Tests:	**No Data**

Water Quality:	Type of Water: **Non-Potable** Depth of Strata: **19 ft.** Chemical Analysis Made: **No** Did the driller knowingly penetrate any strata which contained undesirable constituents: **No**
Certification Data:	The driller certified that the driller drilled this well (or the well was drilled under the driller's direct supervision) and that each and all of the statements herein are true and correct. The driller understood that failure to complete the required items will result in the log(s) being returned for completion and resubmittal.

Company Information:	**Vortex Drilling, Inc.** **4412 Bluemel Road** **San Antonio , TX 78240**
Driller License Number:	**58200**
Licensed Well Driller Signature:	**Martin Casarez**
Registered Driller Apprentice Signature:	**No Data**
Apprentice Registration Number:	**No Data**
Comments:	**No Data**

IMPORTANT NOTICE FOR PERSONS HAVING WELLS DRILLED CONCERNING CONFIDENTIALITY

TEX. OCC. CODE Title 12, Chapter 1901.251, authorizes the owner (owner or the person for whom the well was drilled) to keep information in Well Reports confidential. The Department shall hold the contents of the well log confidential and not a matter of public record if it receives, by certified mail, a written request to do so from the owner.

Please include the report's Tracking number (Tracking **#237205**) on your written request.

Texas Department of Licensing & Regulation
P.O. Box 12157
Austin, TX 78711
(512) 463-7880

DESC. & COLOR OF FORMATION MATERIAL

From (ft) To (ft) Description
0 - 5 Clay,sandy,silty,lt.brw./tan,poor plastic,dry
5 - 10 Clay,sandy,silty,buff/tan,poor plastic,dry
10 - 17.5 Clay,sandy,silty,tan/lt.brw.,poor plastic, dry
17.5 - 20 Sand,tan

CASING, BLANK PIPE & WELL SCREEN DATA

Dia.	New/Used	Type	Setting From/To
N/A			

STATE OF TEXAS WELL REPORT for Tracking #237206

Owner:	**TCEQ**	Owner Well #:	**SB-9**
Address:	**P.O. Box 13087 Austin , TX 78711**	Grid #:	**83-13-5**
Well Location:	**Hillcrest Community Corpus Christi , TX 78407**	Latitude:	**27° 48' 23" N**
Well County:	**Nueces**	Longitude:	**097° 25' 06" W**
Elevation:	**No Data**	GPS Brand Used:	**Google Earth**
Type of Work:	**New Well**	Proposed Use:	**Environmental Soil Boring**

Drilling Date: Started: **10/19/2010**
Completed: **10/19/2010**

Diameter of Hole: Diameter: **2.25 in From Surface To 15 ft**

Drilling Method: **Driven**

Borehole Completion: Other: **Plugged**

Annular Seal Data: 1st Interval: **From 0 ft to 2 ft with 0.15 Cement (#sacks and material)**
2nd Interval: **From 2 ft to 15 ft with 1 Bentonite (#sacks and material)**
3rd Interval: **No Data**
Method Used: **Hand Mixed**
Cemented By: **Vortex Drilling, Inc.**
Distance to Septic Field or other Concentrated Contamination: **No Data**
Distance to Property Line: **No Data**
Method of Verification: **No Data**
Approved by Variance: **No Data**

Surface Completion: **Alternative Procedure Used**

Water Level: Static level: **14 ft. below land surface on 10/19/2010**
Artesian flow: **No Data**

Packers: **N/A**

Plugging Info: Casing left in well: Cement/Bentonite left in well:

From (ft)	To (ft)	From (ft)	To (ft)	Cem/Bent	Sacks Used
N/A					

Type Of Pump: **No Data**

Well Tests: **No Data**

Water Quality: Type of Water: **Non-Potable**
Depth of Strata: **14 ft.**
Chemical Analysis Made: **No**
Did the driller knowingly penetrate any strata which contained undesirable constituents: **No**

Certification Data: The driller certified that the driller drilled this well (or the well was drilled under the driller's direct supervision) and that each and all of the statements herein are true and correct. The driller understood that failure to complete the required items will result in the log(s) being returned for completion and resubmittal.

Company Information:	**Vortex Drilling, Inc.** **4412 Bluemel Road** **San Antonio , TX 78240**
Driller License Number:	**58200**
Licensed Well Driller Signature:	**Martin Casarez**
Registered Driller Apprentice Signature:	**No Data**
Apprentice Registration Number:	**No Data**
Comments:	**No Data**

IMPORTANT NOTICE FOR PERSONS HAVING WELLS DRILLED CONCERNING CONFIDENTIALITY

TEX. OCC. CODE Title 12, Chapter 1901.251, authorizes the owner (owner or the person for whom the well was drilled) to keep information in Well Reports confidential. The Department shall hold the contents of the well log confidential and not a matter of public record if it receives, by certified mail, a written request to do so from the owner.

Please include the report's Tracking number (Tracking **#237206**) on your written request.

Texas Department of Licensing & Regulation
P.O. Box 12157
Austin, TX 78711
(512) 463-7880

DESC. & COLOR OF FORMATION MATERIAL

From (ft) To (ft) Description
0 - 5 Clay,sandy,silty,blk./dk.brw.,dry,/friable
5 - 10 Clay,sandy,silty,tan/lt.brw.,poor plastic, dry
10 - 12.5 Clay,sandy,silty,tan/lt.brw.,fair plastic, soft,moist
12.5 - 15 Sand,tan

CASING, BLANK PIPE & WELL SCREEN DATA

Dia.	New/Used	Type	Setting From/To
N/A			

STATE OF TEXAS WELL REPORT for Tracking #237207

Owner:	**TCEQ**	Owner Well #:	**SB-10**
Address:	**P.O. Box 13087 Austin , TX 78711**	Grid #:	**83-13-5**
Well Location:	**Hillcrest Community Corpus Christi , TX 78407**	Latitude:	**27° 48' 20" N**
Well County:	**Nueces**	Longitude:	**097° 25' 08" W**
Elevation:	**No Data**	GPS Brand Used:	**Google Earth**
Type of Work:	**New Well**	Proposed Use:	**Environmental Soil Boring**

Drilling Date: Started: **10/19/2010**
Completed: **10/19/2010**

Diameter of Hole: Diameter: **2.25 in From Surface To 20 ft**

Drilling Method: **Driven**

Borehole Completion: Other: **Plugged**

Annular Seal Data: 1st Interval: **From 0 ft to 2 ft with 0.15 Cement (#sacks and material)**
2nd Interval: **From 2 ft to 20 ft with 1.25 Bentonite (#sacks and material)**
3rd Interval: **No Data**
Method Used: **Hand Mixed**
Cemented By: **Vortex Drilling, Inc.**
Distance to Septic Field or other Concentrated Contamination: **No Data**
Distance to Property Line: **No Data**
Method of Verification: **No Data**
Approved by Variance: **No Data**

Surface Completion: **Alternative Procedure Used**

Water Level: Static level: **17.5 ft. below land surface on 10/19/2010**
Artesian flow: **No Data**

Packers: **N/A**

Plugging Info: Casing left in well: Cement/Bentonite left in well:

From (ft)	To (ft)	From (ft)	To (ft)	Cem/Bent	Sacks Used
N/A					

Type Of Pump: **No Data**

Well Tests: **No Data**

Water Quality: Type of Water: **Non-Potable**
Depth of Strata: **17.5 ft.**
Chemical Analysis Made: **No**
Did the driller knowingly penetrate any strata which contained undesirable constituents: **No**

Certification Data: The driller certified that the driller drilled this well (or the well was drilled under the driller's direct supervision) and that each and all of the statements herein are true and correct. The driller understood that failure to complete the required items will result in the log(s) being returned for completion and resubmittal.

Company Information:	**Vortex Drilling, Inc.** **4412 Bluemel Road** **San Antonio , TX 78240**
Driller License Number:	**58200**
Licensed Well Driller Signature:	**Martin Casarez**
Registered Driller Apprentice Signature:	**No Data**
Apprentice Registration Number:	**No Data**
Comments:	**No Data**

IMPORTANT NOTICE FOR PERSONS HAVING WELLS DRILLED CONCERNING CONFIDENTIALITY

TEX. OCC. CODE Title 12, Chapter 1901.251, authorizes the owner (owner or the person for whom the well was drilled) to keep information in Well Reports confidential. The Department shall hold the contents of the well log confidential and not a matter of public record if it receives, by certified mail, a written request to do so from the owner.

Please include the report's Tracking number (Tracking **#237207**) on your written request.

Texas Department of Licensing & Regulation
P.O. Box 12157
Austin, TX 78711
(512) 463-7880

DESC. & COLOR OF FORMATION MATERIAL

From (ft) To (ft) Description
0 - 12.5 Clay,sandy,silty,lt.brw.,poor plastic,dry
12.5 - 15 Clay,sandy,silty,lt.brw.,fair plastic
15 - 17.5 Clay,sandy,silty,lt.brw.,poor plastic
17.5 - 20 Sand,silty,tan,wet,fine grain,poorly sorted

CASING, BLANK PIPE & WELL SCREEN DATA

Dia.	New/Used	Type	Setting From/To
N/A			

STATE OF TEXAS WELL REPORT for Tracking #237209

Owner:	**TCEQ**	Owner Well #:	**SB-11**
Address:	**P.O. Box 13087 Austin , TX 78711**	Grid #:	**83-13-5**
Well Location:	**Hillcrest Community Corpus Christi , TX 78407**	Latitude:	**27° 48' 15" N**
Well County:	**Nueces**	Longitude:	**097° 25' 12" W**
Elevation:	**No Data**	GPS Brand Used:	**Google Earth**
Type of Work:	**New Well**	Proposed Use:	**Environmental Soil Boring**

Drilling Date: Started: **10/21/2010**
Completed: **10/21/2010**

Diameter of Hole: Diameter: **2.25 in From Surface To 20 ft**

Drilling Method: **Driven**

Borehole Completion: Other: **Plugged**

Annular Seal Data: 1st Interval: **From 0 ft to 2 ft with 0.15 Cement (#sacks and material)**
2nd Interval: **From 2 ft to 20 ft with 1.25 Bentonite (#sacks and material)**
3rd Interval: **No Data**
Method Used: **Hand Mixed**
Cemented By: **Vortex Drilling, Inc.**
Distance to Septic Field or other Concentrated Contamination: **No Data**
Distance to Property Line: **No Data**
Method of Verification: **No Data**
Approved by Variance: **No Data**

Surface Completion: **Alternative Procedure Used**

Water Level: Static level: **15 ft. below land surface on 10/21/2010**
Artesian flow: **No Data**

Packers: **N/A**

Plugging Info: Casing left in well: Cement/Bentonite left in well:
From (ft) To (ft) From (ft) To (ft) Cem/Bent Sacks Used
N/A

Type Of Pump: **No Data**

Well Tests: **No Data**

Water Quality: Type of Water: **Non-Potable**
Depth of Strata: **15 ft.**
Chemical Analysis Made: **No**
Did the driller knowingly penetrate any strata which contained undesirable constituents: **No**

Certification Data: The driller certified that the driller drilled this well (or the well was drilled under the driller's direct supervision) and that each and all of the statements herein are true and correct. The driller understood that failure to complete the required items will result in the log(s) being returned for completion and resubmittal.

Company Information:	**Vortex Drilling, Inc.** **4412 Bluemel Road** **San Antonio , TX 78240**
Driller License Number:	**58200**
Licensed Well Driller Signature:	**Martin Casarez**
Registered Driller Apprentice Signature:	**No Data**
Apprentice Registration Number:	**No Data**
Comments:	**No Data**

IMPORTANT NOTICE FOR PERSONS HAVING WELLS DRILLED CONCERNING CONFIDENTIALITY

TEX. OCC. CODE Title 12, Chapter 1901.251, authorizes the owner (owner or the person for whom the well was drilled) to keep information in Well Reports confidential. The Department shall hold the contents of the well log confidential and not a matter of public record if it receives, by certified mail, a written request to do so from the owner.

Please include the report's Tracking number (Tracking **#237209**) on your written request.

Texas Department of Licensing & Regulation
P.O. Box 12157
Austin, TX 78711
(512) 463-7880

DESC. & COLOR OF FORMATION MATERIAL

From (ft) To (ft) Description
0 - 2.5 Clay,blk./dk.brw.,poor plastic,dry/friable
2.5 - 5 Clay,sandy,silty,dk.brw./tan,poor plastic,dry
5 - 15 Clay,sandy,silty,tan/lt.brw.,fair plastic,dry
15 - 20 Clayey,silty,tan,loose,wet,finegrain,poorly sorted

CASING, BLANK PIPE & WELL SCREEN DATA

Dia.	New/Used	Type	Setting From/To
N/A			

STATE OF TEXAS WELL REPORT for Tracking #237215

Owner:	**TCEQ**	Owner Well #:	**SB-12**
Address:	**P.O. Box 13087 Austin , TX 78711**	Grid #:	**83-13-5**
Well Location:	**Hillcrest Community Corpus Christi , TX 78407**	Latitude:	**27° 48' 11" N**
Well County:	**Nueces**	Longitude:	**097° 25' 14" W**
Elevation:	**No Data**	GPS Brand Used:	**Google Earth**
Type of Work:	**New Well**	Proposed Use:	**Environmental Soil Boring**

Drilling Date:	Started: **10/21/2010** Completed: **10/21/2010**
Diameter of Hole:	Diameter: **2.25 in From Surface To 15 ft**
Drilling Method:	**Driven**
Borehole Completion:	Other: **Plugged**
Annular Seal Data:	1st Interval: **From 0 ft to 2 ft with 0.15 Cement (#sacks and material)** 2nd Interval: **From 2 ft to 15 ft with 1 Bentonite (#sacks and material)** 3rd Interval: **No Data** Method Used: **Hand Mixed** Cemented By: **Vortex Drilling, Inc.** Distance to Septic Field or other Concentrated Contamination: **No Data** Distance to Property Line: **No Data** Method of Verification: **No Data** Approved by Variance: **No Data**
Surface Completion:	**Alternative Procedure Used**

Water Level:	Static level: **15 ft. below land surface on 10/21/2010** Artesian flow: **No Data**
Packers:	**N/A**
Plugging Info:	Casing left in well: Cement/Bentonite left in well: From (ft) To (ft) From (ft) To (ft) Cem/Bent Sacks Used **N/A**
Type Of Pump:	**No Data**
Well Tests:	**No Data**

Water Quality:	Type of Water: **Non-Potable** Depth of Strata: **15 ft.** Chemical Analysis Made: **No** Did the driller knowingly penetrate any strata which contained undesirable constituents: **No**
Certification Data:	The driller certified that the driller drilled this well (or the well was drilled under the driller's direct supervision) and that each and all of the statements herein are true and correct. The driller understood that failure to complete the required items will result in the log(s) being returned for completion and resubmittal.

Company Information:	**Vortex Drilling, Inc.** **4412 Bluemel Road** **San Antonio , TX 78240**
Driller License Number:	**54776**
Licensed Well Driller Signature:	**Robert Joiner**
Registered Driller Apprentice Signature:	**No Data**
Apprentice Registration Number:	**No Data**
Comments:	**No Data**

IMPORTANT NOTICE FOR PERSONS HAVING WELLS DRILLED CONCERNING CONFIDENTIALITY

TEX. OCC. CODE Title 12, Chapter 1901.251, authorizes the owner (owner or the person for whom the well was drilled) to keep information in Well Reports confidential. The Department shall hold the contents of the well log confidential and not a matter of public record if it receives, by certified mail, a written request to do so from the owner.

Please include the report's Tracking number (Tracking **#237215**) on your written request.

Texas Department of Licensing & Regulation
P.O. Box 12157
Austin, TX 78711
(512) 463-7880

DESC. & COLOR OF FORMATION MATERIAL

From (ft) To (ft) Description
0 - 1 Topsoil
1 - 5 Silty,dk.brw.,dk.gray
5 - 10 Lt.tan,silt,clayey,sl.sandy,stiff,moist,w/ calcar.white silt lenses,@8' crystalline
10 - 12 Silty,tan,dense
12 - 15 Sand,tan,loose

CASING, BLANK PIPE & WELL SCREEN DATA

Dia.	New/Used	Type	Setting From/To
N/A			

STATE OF TEXAS WELL REPORT for Tracking #237213

Owner:	**TCEQ**	Owner Well #:	**SB-13**
Address:	**P.O. Box 13087 Austin , TX 78711**	Grid #:	**83-13-5**
Well Location:	**Hillcrest Community Corpus Christi , TX 78407**	Latitude:	**27° 48' 08" N**
Well County:	**Nueces**	Longitude:	**097° 25' 16" W**
Elevation:	**No Data**	GPS Brand Used:	**Google Earth**
Type of Work:	**New Well**	Proposed Use:	**Environmental Soil Boring**

Drilling Date: Started: **10/19/2010**
Completed: **10/19/2010**

Diameter of Hole: Diameter: **2.25 in From Surface To 15 ft**

Drilling Method: **Driven**

Borehole Completion: Other: **Plugged**

Annular Seal Data: 1st Interval: **From 0 ft to 2 ft with 0.15 Cement (#sacks and material)**
2nd Interval: **From 2 ft to 15 ft with 1 Bentonite (#sacks and material)**
3rd Interval: **No Data**
Method Used: **Hand Mixed**
Cemented By: **Vortex Drilling, Inc.**
Distance to Septic Field or other Concentrated Contamination: **No Data**
Distance to Property Line: **No Data**
Method of Verification: **No Data**
Approved by Variance: **No Data**

Surface Completion: **Alternative Procedure Used**

Water Level: Static level: **14 ft. below land surface on 10/19/2010**
Artesian flow: **No Data**

Packers: **N/A**

Plugging Info: Casing left in well: Cement/Bentonite left in well:

From (ft)	To (ft)	From (ft)	To (ft)	Cem/Bent	Sacks Used
N/A					

Type Of Pump: **No Data**

Well Tests: **No Data**

Water Quality: Type of Water: **Non-Potable**
Depth of Strata: **14 ft.**
Chemical Analysis Made: **No**
Did the driller knowingly penetrate any strata which contained undesirable constituents: **No**

Certification Data: The driller certified that the driller drilled this well (or the well was drilled under the driller's direct supervision) and that each and all of the statements herein are true and correct. The driller understood that failure to complete the required items will result in the log(s) being returned for completion and resubmittal.

Company Information:	**Vortex Drilling, Inc.** **4412 Bluemel Road** **San Antonio , TX 78240**
Driller License Number:	**58200**
Licensed Well Driller Signature:	**Martin Casarez**
Registered Driller Apprentice Signature:	**No Data**
Apprentice Registration Number:	**No Data**
Comments:	**No Data**

IMPORTANT NOTICE FOR PERSONS HAVING WELLS DRILLED CONCERNING CONFIDENTIALITY

TEX. OCC. CODE Title 12, Chapter 1901.251, authorizes the owner (owner or the person for whom the well was drilled) to keep information in Well Reports confidential. The Department shall hold the contents of the well log confidential and not a matter of public record if it receives, by certified mail, a written request to do so from the owner.

Please include the report's Tracking number (Tracking #**237213**) on your written request.

Texas Department of Licensing & Regulation
P.O. Box 12157
Austin, TX 78711
(512) 463-7880

DESC. & COLOR OF FORMATION MATERIAL

From (ft) To (ft) Description
0 - 2.5 Clay,blk.,poor plastic,dry/friable
2.5 - 10 Clay,sandy,silty,tan/brw.,poor plastic,dry
10 - 12.5 Sandy,silty,tan/brw.,fair plastic,dry
12.5 - 15 Sand,tan/lt.brw.loose,

CASING, BLANK PIPE & WELL SCREEN DATA

Dia.	New/Used	Type	Setting From/To
N/A			

STATE OF TEXAS WELL REPORT for Tracking #237219

Owner:	**TCEQ**	Owner Well #:	**SB-14**
Address:	**P.O. Box 13087 Austin , TX 78711**	Grid #:	**83-13-5**
Well Location:	**Hillcrest Community Corpus Christi , TX 78407**	Latitude:	**27° 48' 05" N**
Well County:	**Nueces**	Longitude:	**097° 25' 18" W**
Elevation:	**No Data**	GPS Brand Used:	**Google Earth**
Type of Work:	**New Well**	Proposed Use:	**Environmental Soil Boring**

Drilling Date: Started: **10/21/2010**
Completed: **10/21/2010**

Diameter of Hole: Diameter: **2.25 in From Surface To 15 ft**

Drilling Method: **Driven**

Borehole Completion: Other: **Plugged**

Annular Seal Data: 1st Interval: **From 0 ft to 2 ft with 0.15 Cement (#sacks and material)**
2nd Interval: **From 2 ft to 15 ft with 1 Bentonite (#sacks and material)**
3rd Interval: **No Data**
Method Used: **Hand Mixed**
Cemented By: **Vortex Drilling, Inc.**
Distance to Septic Field or other Concentrated Contamination: **No Data**
Distance to Property Line: **No Data**
Method of Verification: **No Data**
Approved by Variance: **No Data**

Surface Completion: **Alternative Procedure Used**

Water Level: Static level: **12.5 ft. below land surface on 10/21/2010**
Artesian flow: **No Data**

Packers: **N/A**

Plugging Info: Casing left in well: Cement/Bentonite left in well:

From (ft)	To (ft)	From (ft)	To (ft)	Cem/Bent	Sacks Used
N/A					

Type Of Pump: **No Data**

Well Tests: **No Data**

Water Quality: Type of Water: **Non-Potable**
Depth of Strata: **12.5 ft.**
Chemical Analysis Made: **No**
Did the driller knowingly penetrate any strata which contained undesirable constituents: **No**

Certification Data: The driller certified that the driller drilled this well (or the well was drilled under the driller's direct supervision) and that each and all of the statements herein are true and correct. The driller understood that failure to complete the required items will result in the log(s) being returned for completion and resubmittal.

Company Information:	**Vortex Drilling, Inc.** **4412 Bluemel Road** **San Antonio , TX 78240**
Driller License Number:	**54776**
Licensed Well Driller Signature:	**Robert Joiner**
Registered Driller Apprentice Signature:	**No Data**
Apprentice Registration Number:	**No Data**
Comments:	**No Data**

IMPORTANT NOTICE FOR PERSONS HAVING WELLS DRILLED CONCERNING CONFIDENTIALITY

TEX. OCC. CODE Title 12, Chapter 1901.251, authorizes the owner (owner or the person for whom the well was drilled) to keep information in Well Reports confidential. The Department shall hold the contents of the well log confidential and not a matter of public record if it receives, by certified mail, a written request to do so from the owner.

Please include the report's Tracking number (Tracking **#237219**) on your written request.

Texas Department of Licensing & Regulation
P.O. Box 12157
Austin, TX 78711
(512) 463-7880

DESC. & COLOR OF FORMATION MATERIAL

From (ft)	To (ft)	Description
0	**1**	**Topsoil**
1	**5**	**Clay,sandy,silty,dk.brw.**
5	**13**	**Clay,silty,lt.brw./lt.gray**
13	**15**	**Sand,lt.brw./lt.gray,wet**

CASING, BLANK PIPE & WELL SCREEN DATA

Dia.	New/Used	Type	Setting From/To
N/A			

STATE OF TEXAS WELL REPORT for Tracking #237295

Owner:	**TCEQ**	Owner Well #:	**SB-15**
Address:	**P.O. Box 13087 Austin , TX 78711**	Grid #:	**83-13-5**
Well Location:	**Hillcrest Community Corpus Christi , TX 78407**	Latitude:	**27° 48' 02" N**
Well County:	**Nueces**	Longitude:	**097° 25' 20" W**
Elevation:	**No Data**	GPS Brand Used:	**Google Earth**
Type of Work:	**New Well**	Proposed Use:	**Environmental Soil Boring**

Drilling Date:	Started: **10/21/2010** Completed: **10/21/2010**
Diameter of Hole:	Diameter: **2.25 in From Surface To 15 ft**
Drilling Method:	**Driven**
Borehole Completion:	Other: **Plugged**
Annular Seal Data:	1st Interval: **From 0 ft to 2 ft with 0.15 Cement (#sacks and material)** 2nd Interval: **From 2 ft to 15 ft with 1 Bentonite (#sacks and material)** 3rd Interval: **No Data** Method Used: **Hand Mixed** Cemented By: **Vortex Drilling, Inc.** Distance to Septic Field or other Concentrated Contamination: **No Data** Distance to Property Line: **No Data** Method of Verification: **No Data** Approved by Variance: **No Data**
Surface Completion:	**Alternative Procedure Used**
Water Level:	Static level: **13 ft. below land surface on 10/21/2010** Artesian flow: **No Data**
Packers:	**N/A**
Plugging Info:	Casing left in well: Cement/Bentonite left in well: From (ft) To (ft) From (ft) To (ft) Cem/Bent Sacks Used **N/A**
Type Of Pump:	**No Data**
Well Tests:	**No Data**
Water Quality:	Type of Water: **Non-Potable** Depth of Strata: **13 ft.** Chemical Analysis Made: **No** Did the driller knowingly penetrate any strata which contained undesirable constituents: **No**
Certification Data:	The driller certified that the driller drilled this well (or the well was drilled under the driller's direct supervision) and that each and all of the statements herein are true and correct. The driller understood that failure to complete the required items will result in the log(s) being returned for completion and resubmittal.

Company Information:	**Vortex Drilling, Inc.** **4412 Bluemel Road** **San Antonio , TX 78240**
Driller License Number:	**58200**
Licensed Well Driller Signature:	**Martin Casarez**
Registered Driller Apprentice Signature:	**No Data**
Apprentice Registration Number:	**No Data**
Comments:	**No Data**

IMPORTANT NOTICE FOR PERSONS HAVING WELLS DRILLED CONCERNING CONFIDENTIALITY

TEX. OCC. CODE Title 12, Chapter 1901.251, authorizes the owner (owner or the person for whom the well was drilled) to keep information in Well Reports confidential. The Department shall hold the contents of the well log confidential and not a matter of public record if it receives, by certified mail, a written request to do so from the owner.

Please include the report's Tracking number (Tracking **#237295**) on your written request.

Texas Department of Licensing & Regulation
P.O. Box 12157
Austin, TX 78711
(512) 463-7880

DESC. & COLOR OF FORMATION MATERIAL

From (ft)	To (ft)	Description
0	**5**	**Clay,blk.,poor plastic,dry/friable**
5	**13**	**Clay,sandy,silty,tan/lt.brw.,poor plastic,dry**
13	**15**	**Tan sand,wet,fine grain,poorly sorted**

CASING, BLANK PIPE & WELL SCREEN DATA

Dia.	New/Used	Type	Setting From/To
N/A			

STATE OF TEXAS WELL REPORT for Tracking #237220

Owner:	**TCEQ**	Owner Well #:	**SB-16**
Address:	**P.O. Box 13087 Austin , TX 78711**	Grid #:	**83-13-5**
Well Location:	**Hillcrest Community Corpus Christi , TX 78407**	Latitude:	**27° 48' 01" N**
Well County:	**Nueces**	Longitude:	**097° 25' 16" W**
Elevation:	**No Data**	GPS Brand Used:	**Google Earth**
Type of Work:	**New Well**	Proposed Use:	**Environmental Soil Boring**

Drilling Date:	Started: **10/21/2010** Completed: **10/21/2010**
Diameter of Hole:	Diameter: **2.25 in From Surface To 14 ft**
Drilling Method:	**Driven**
Borehole Completion:	Other: **Plugged**
Annular Seal Data:	1st Interval: **From 0 ft to 2 ft with 0.15 Cement (#sacks and material)** 2nd Interval: **From 2 ft to 14 ft with 1 Bentonite (#sacks and material)** 3rd Interval: **No Data** Method Used: **Hand Mixed** Cemented By: **Vortex Drilling, Inc.** Distance to Septic Field or other Concentrated Contamination: **No Data** Distance to Property Line: **No Data** Method of Verification: **No Data** Approved by Variance: **No Data**
Surface Completion:	**Alternative Procedure Used**

Water Level:	Static level: **14 ft. below land surface on 10/21/2010** Artesian flow: **No Data**
Packers:	**N/A**
Plugging Info:	Casing left in well: Cement/Bentonite left in well: From (ft) To (ft) From (ft) To (ft) Cem/Bent Sacks Used **N/A**
Type Of Pump:	**No Data**
Well Tests:	**No Data**

Water Quality:	Type of Water: **Non-Potable** Depth of Strata: **14 ft.** Chemical Analysis Made: **No** Did the driller knowingly penetrate any strata which contained undesirable constituents: **No**
Certification Data:	The driller certified that the driller drilled this well (or the well was drilled under the driller's direct supervision) and that each and all of the statements herein are true and correct. The driller understood that failure to complete the required items will result in the log(s) being returned for completion and resubmittal.

Company Information:	**Vortex Drilling, Inc.** **4412 Bluemel Road** **San Antonio , TX 78240**
Driller License Number:	**54776**
Licensed Well Driller Signature:	**Robert Joiner**
Registered Driller Apprentice Signature:	**No Data**
Apprentice Registration Number:	**No Data**
Comments:	**No Data**

IMPORTANT NOTICE FOR PERSONS HAVING WELLS DRILLED CONCERNING CONFIDENTIALITY

TEX. OCC. CODE Title 12, Chapter 1901.251, authorizes the owner (owner or the person for whom the well was drilled) to keep information in Well Reports confidential. The Department shall hold the contents of the well log confidential and not a matter of public record if it receives, by certified mail, a written request to do so from the owner.

Please include the report's Tracking number (Tracking **#237220**) on your written request.

Texas Department of Licensing & Regulation
P.O. Box 12157
Austin, TX 78711
(512) 463-7880

DESC. & COLOR OF FORMATION MATERIAL

From (ft)	To (ft)	Description
0	**1**	**Topsoil**
1	**5**	**Clay,silty,dk.gray**
5	**10**	**Clay,sandy,silty,lt.gray/lt.brw.**
10	**14**	**Silt,lt.gray/lt.brw.**

CASING, BLANK PIPE & WELL SCREEN DATA

Dia.	New/Used	Type	Setting From/To
N/A			

STATE OF TEXAS WELL REPORT for Tracking #237296

Owner:	**TCEQ**	Owner Well #:	**SB-17**
Address:	**P.O. Box 13087 Austin , TX 78711**	Grid #:	**83-13-5**
Well Location:	**Hillcrest Community Corpus Christi , TX 78407**	Latitude:	**27° 48' 20" N**
Well County:	**Nueces**	Longitude:	**097° 25' 11" W**
Elevation:	**No Data**	GPS Brand Used:	**Google Earth**
Type of Work:	**New Well**	Proposed Use:	**Environmental Soil Boring**

Drilling Date:	Started: **10/21/2010** Completed: **10/21/2010**
Diameter of Hole:	Diameter: **2.25 in From Surface To 15 ft**
Drilling Method:	**Driven**
Borehole Completion:	Other: **Plugged**
Annular Seal Data:	1st Interval: **From 0 ft to 2 ft with 0.15 Cement (#sacks and material)** 2nd Interval: **From 2 ft to 15 ft with 1 Bentonite (#sacks and material)** 3rd Interval: **No Data** Method Used: **Hand Mixed** Cemented By: **Vortex Drilling, Inc.** Distance to Septic Field or other Concentrated Contamination: **No Data** Distance to Property Line: **No Data** Method of Verification: **No Data** Approved by Variance: **No Data**
Surface Completion:	**Alternative Procedure Used**

Water Level:	Static level: **14 ft. below land surface on 10/21/2010** Artesian flow: **No Data**
Packers:	**N/A**
Plugging Info:	Casing left in well: Cement/Bentonite left in well: From (ft) To (ft) From (ft) To (ft) Cem/Bent Sacks Used **N/A**
Type Of Pump:	**No Data**
Well Tests:	**No Data**

Water Quality:	Type of Water: **Non-Potable** Depth of Strata: **14 ft.** Chemical Analysis Made: **No** Did the driller knowingly penetrate any strata which contained undesirable constituents: **No**
Certification Data:	The driller certified that the driller drilled this well (or the well was drilled under the driller's direct supervision) and that each and all of the statements herein are true and correct. The driller understood that failure to complete the required items will result in the log(s) being returned for completion and resubmittal.

Company Information:	**Vortex Drilling, Inc.** **4412 Bluemel Road** **San Antonio , TX 78240**
Driller License Number:	**58200**
Licensed Well Driller Signature:	**Martin Casarez**
Registered Driller Apprentice Signature:	**No Data**
Apprentice Registration Number:	**No Data**
Comments:	**No Data**

IMPORTANT NOTICE FOR PERSONS HAVING WELLS DRILLED CONCERNING CONFIDENTIALITY

TEX. OCC. CODE Title 12, Chapter 1901.251, authorizes the owner (owner or the person for whom the well was drilled) to keep information in Well Reports confidential. The Department shall hold the contents of the well log confidential and not a matter of public record if it receives, by certified mail, a written request to do so from the owner.

Please include the report's Tracking number (Tracking **#237296**) on your written request.

Texas Department of Licensing & Regulation
P.O. Box 12157
Austin, TX 78711
(512) 463-7880

DESC. & COLOR OF FORMATION MATERIAL

From (ft) To (ft) Description
0 - 2.5 Clay,silty,blk./dk.gray,poor plastic,dry
2.5 - 5 Clay,sandy,silty,lt.gray/tan,poor plastic,dry
5 - 13 Clay,sandy,silty,tan,fair plastic,dry
13 - 15 Tan sand

CASING, BLANK PIPE & WELL SCREEN DATA

Dia.	New/Used	Type	Setting From/To
N/A			

STATE OF TEXAS WELL REPORT for Tracking #237297

Owner:	**TCEQ**	Owner Well #:	**SB-18**
Address:	**P.O. Box 13087 Austin , TX 78711**	Grid #:	**83-13-5**
Well Location:	**Hillcrest Community Corpus Christi , TX 78407**	Latitude:	**27° 48' 15" N**
Well County:	**Nueces**	Longitude:	**097° 25' 06" W**
Elevation:	**No Data**	GPS Brand Used:	**Google Earth**
Type of Work:	**New Well**	Proposed Use:	**Environmental Soil Boring**

Drilling Date:	Started: **10/21/2010** Completed: **10/21/2010**
Diameter of Hole:	Diameter: **2.25 in From Surface To 15 ft**
Drilling Method:	**Driven**
Borehole Completion:	Other: **Plugged**
Annular Seal Data:	1st Interval: **From 0 ft to 2 ft with 0.15 Cement (#sacks and material)** 2nd Interval: **From 2 ft to 15 ft with 1 Bentonite (#sacks and material)** 3rd Interval: **No Data** Method Used: **Hand Mixed** Cemented By: **Vortex Drilling, Inc.** Distance to Septic Field or other Concentrated Contamination: **No Data** Distance to Property Line: **No Data** Method of Verification: **No Data** Approved by Variance: **No Data**
Surface Completion:	**Alternative Procedure Used**
Water Level:	Static level: **13.5 ft. below land surface on 10/21/2010** Artesian flow: **No Data**
Packers:	**N/A**
Plugging Info:	Casing left in well: Cement/Bentonite left in well: From (ft) To (ft) From (ft) To (ft) Cem/Bent Sacks Used **N/A**
Type Of Pump:	**No Data**
Well Tests:	**No Data**
Water Quality:	Type of Water: **Non-Potable** Depth of Strata: **13.5 ft.** Chemical Analysis Made: **No** Did the driller knowingly penetrate any strata which contained undesirable constituents: **No**
Certification Data:	The driller certified that the driller drilled this well (or the well was drilled under the driller's direct supervision) and that each and all of the statements herein are true and correct. The driller understood that failure to complete the required items will result in the log(s) being returned for completion and resubmittal.

Company Information:	**Vortex Drilling, Inc.** **4412 Bluemel Road** **San Antonio , TX 78240**
Driller License Number:	**58200**
Licensed Well Driller Signature:	**Martin Casarez**
Registered Driller Apprentice Signature:	**No Data**
Apprentice Registration Number:	**No Data**
Comments:	**No Data**

IMPORTANT NOTICE FOR PERSONS HAVING WELLS DRILLED CONCERNING CONFIDENTIALITY

TEX. OCC. CODE Title 12, Chapter 1901.251, authorizes the owner (owner or the person for whom the well was drilled) to keep information in Well Reports confidential. The Department shall hold the contents of the well log confidential and not a matter of public record if it receives, by certified mail, a written request to do so from the owner.

Please include the report's Tracking number (Tracking **#237297**) on your written request.

Texas Department of Licensing & Regulation
P.O. Box 12157
Austin, TX 78711
(512) 463-7880

DESC. & COLOR OF FORMATION MATERIAL

From (ft) To (ft) Description
0 - 2.5 Clay,blk.,dk.gray,poor plastic,dry,
2.5 - 6 Clay,dk.gray/lt.gray,good plastic,dry
6 - 12.5 Clay,sandy,silty,tan/lt.brw.,poor/fair plastic,dry
12.5 - 15 Tan sand,loose

CASING, BLANK PIPE & WELL SCREEN DATA

Dia.	New/Used	Type	Setting From/To
N/A			

STATE OF TEXAS WELL REPORT for Tracking #237222

Owner:	**TCEQ**	Owner Well #:	**SB-19**
Address:	**P.O. Box 13087 Austin , TX 78711**	Grid #:	**83-13-5**
Well Location:	**Hillcrest Community Corpus Christi , TX 78407**	Latitude:	**27° 48' 19" N**
Well County:	**Nueces**	Longitude:	**097° 25' 03" W**
Elevation:	**No Data**	GPS Brand Used:	**Google Earth**
Type of Work:	**New Well**	Proposed Use:	**Environmental Soil Boring**

Drilling Date: Started: **10/21/2010**
Completed: **10/21/2010**

Diameter of Hole: Diameter: **2.25 in From Surface To 19 ft**

Drilling Method: **Driven**

Borehole Completion: Other: **Plugged**

Annular Seal Data: 1st Interval: **From 0 ft to 2 ft with 0.15 Cement (#sacks and material)**
2nd Interval: **From 2 ft to 19 ft with 1.20 Bentonite (#sacks and material)**
3rd Interval: **No Data**
Method Used: **Hand Mixed**
Cemented By: **Vortex Drilling, Inc.**
Distance to Septic Field or other Concentrated Contamination: **No Data**
Distance to Property Line: **No Data**
Method of Verification: **No Data**
Approved by Variance: **No Data**

Surface Completion: **Alternative Procedure Used**

Water Level: Static level: **19 ft. below land surface on 10/21/2010**
Artesian flow: **No Data**

Packers: **N/A**

Plugging Info: Casing left in well: Cement/Bentonite left in well:
From (ft) To (ft) From (ft) To (ft) Cem/Bent Sacks Used
N/A

Type Of Pump: **No Data**

Well Tests: **No Data**

Water Quality: Type of Water: **Non-Potable**
Depth of Strata: **19 ft.**
Chemical Analysis Made: **No**
Did the driller knowingly penetrate any strata which contained undesirable constituents: **No**

Certification Data: The driller certified that the driller drilled this well (or the well was drilled under the driller's direct supervision) and that each and all of the statements herein are true and correct. The driller understood that failure to complete the required items will result in the log(s) being returned for completion and resubmittal.

Company Information:	**Vortex Drilling, Inc.** **4412 Bluemel Road** **San Antonio , TX 78240**
Driller License Number:	**54776**
Licensed Well Driller Signature:	**Robert Joiner**
Registered Driller Apprentice Signature:	**No Data**
Apprentice Registration Number:	**No Data**
Comments:	**No Data**

IMPORTANT NOTICE FOR PERSONS HAVING WELLS DRILLED CONCERNING CONFIDENTIALITY

TEX. OCC. CODE Title 12, Chapter 1901.251, authorizes the owner (owner or the person for whom the well was drilled) to keep information in Well Reports confidential. The Department shall hold the contents of the well log confidential and not a matter of public record if it receives, by certified mail, a written request to do so from the owner.

Please include the report's Tracking number (Tracking **#237222**) on your written request.

Texas Department of Licensing & Regulation
P.O. Box 12157
Austin, TX 78711
(512) 463-7880

DESC. & COLOR OF FORMATION MATERIAL

From (ft) To (ft) Description
0 - 1 Topsoil
1 - 5 Clay,silty,dk.gray,shell material
5 - 15 Clay,silty,lt.gray/lt.brw.,white calcar.silt lenses,@9' crystalline lenses,@5'-20' minor blk. organics
15 - 19 Clay,lt.brw.

CASING, BLANK PIPE & WELL SCREEN DATA

Dia.	New/Used	Type	Setting From/To
N/A			

STATE OF TEXAS WELL REPORT for Tracking #237298

Owner:	**TCEQ**	Owner Well #:	**SB-20**
Address:	**P.O. Box 13087 Austin , TX 78711**	Grid #:	**83-13-6**
Well Location:	**Hillcrest Community Corpus Christi , TX 78407**	Latitude:	**27° 48' 26" N**
Well County:	**Nueces**	Longitude:	**097° 24' 58" W**
Elevation:	**No Data**	GPS Brand Used:	**Google Earth**
Type of Work:	**New Well**	Proposed Use:	**Environmental Soil Boring**

Drilling Date: Started: **10/18/2010**
Completed: **10/18/2010**

Diameter of Hole: Diameter: **2.25 in From Surface To 15 ft**

Drilling Method: **Driven**

Borehole Completion: Other: **Plugged**

Annular Seal Data: 1st Interval: **From 0 ft to 2 ft with 0.15 Cement (#sacks and material)**
2nd Interval: **From 2 ft to 15 ft with 1 Bentonite (#sacks and material)**
3rd Interval: **No Data**
Method Used: **Hand Mixed**
Cemented By: **Vortex Drilling, Inc.**
Distance to Septic Field or other Concentrated Contamination: **No Data**
Distance to Property Line: **No Data**
Method of Verification: **No Data**
Approved by Variance: **No Data**

Surface Completion: **Alternative Procedure Used**

Water Level: Static level: **13 ft. below land surface on 10/18/2010**
Artesian flow: **No Data**

Packers: **N/A**

Plugging Info: Casing left in well: Cement/Bentonite left in well:

From (ft)	To (ft)	From (ft)	To (ft)	Cem/Bent	Sacks Used
N/A					

Type Of Pump: **No Data**

Well Tests: **No Data**

Water Quality: Type of Water: **Non-Potable**
Depth of Strata: **13 ft.**
Chemical Analysis Made: **No**
Did the driller knowingly penetrate any strata which contained undesirable constituents: **No**

Certification Data: The driller certified that the driller drilled this well (or the well was drilled under the driller's direct supervision) and that each and all of the statements herein are true and correct. The driller understood that failure to complete the required items will result in the log(s) being returned for completion and resubmittal.

Company Information:	**Vortex Drilling, Inc.** **4412 Bluemel Road** **San Antonio , TX 78240**
Driller License Number:	**58200**
Licensed Well Driller Signature:	**Martin Casarez**
Registered Driller Apprentice Signature:	**No Data**
Apprentice Registration Number:	**No Data**
Comments:	**No Data**

IMPORTANT NOTICE FOR PERSONS HAVING WELLS DRILLED CONCERNING CONFIDENTIALITY

TEX. OCC. CODE Title 12, Chapter 1901.251, authorizes the owner (owner or the person for whom the well was drilled) to keep information in Well Reports confidential. The Department shall hold the contents of the well log confidential and not a matter of public record if it receives, by certified mail, a written request to do so from the owner.

Please include the report's Tracking number (Tracking **#237298**) on your written request.

Texas Department of Licensing & Regulation
P.O. Box 12157
Austin, TX 78711
(512) 463-7880

DESC. & COLOR OF FORMATION MATERIAL

From (ft)	To (ft)	Description
0	**5**	**Clay,sandy,silty,blk./dk.brw.,poor plastic,dry**
5	**10**	**Clay,sandy,silty,tan/lt.brw.,good plastic,dry**
10	**15**	**Tan sand,lt.brw.**

CASING, BLANK PIPE & WELL SCREEN DATA

Dia.	New/Used	Type	Setting From/To
N/A			

STATE OF TEXAS WELL REPORT for Tracking #237300

Owner:	**TCEQ**	Owner Well #:	**SB-21**
Address:	**P.O. Box 13087 Austin , TX 78711**	Grid #:	**83-13-6**
Well Location:	**Hillcrest Community Corpus Christi , TX 78407**	Latitude:	**27° 48' 26" N**
Well County:	**Nueces**	Longitude:	**097° 24' 52" W**
Elevation:	**No Data**	GPS Brand Used:	**Google Earth**
Type of Work:	**New Well**	Proposed Use:	**Environmental Soil Boring**

Drilling Date:	Started: **10/22/2010** Completed: **10/22/2010**
Diameter of Hole:	Diameter: **2.25 in From Surface To 20 ft**
Drilling Method:	**Driven**
Borehole Completion:	Other: **Plugged**
Annular Seal Data:	1st Interval: **From 0 ft to 2 ft with 0.15 Cement (#sacks and material)** 2nd Interval: **From 2 ft to 20 ft with 1.25 Bentonite (#sacks and material)** 3rd Interval: **No Data** Method Used: **Hand Mixed** Cemented By: **Vortex Drilling, Inc.** Distance to Septic Field or other Concentrated Contamination: **No Data** Distance to Property Line: **No Data** Method of Verification: **No Data** Approved by Variance: **No Data**
Surface Completion:	**Alternative Procedure Used**

Water Level:	Static level: **18.5 ft. below land surface on 10/22/2010** Artesian flow: **No Data**
Packers:	**N/A**
Plugging Info:	Casing left in well: Cement/Bentonite left in well: From (ft) To (ft) From (ft) To (ft) Cem/Bent Sacks Used **N/A**
Type Of Pump:	**No Data**
Well Tests:	**No Data**

Water Quality:	Type of Water: **Non-Potable** Depth of Strata: **18.5 ft.** Chemical Analysis Made: **No** Did the driller knowingly penetrate any strata which contained undesirable constituents: **No**
Certification Data:	The driller certified that the driller drilled this well (or the well was drilled under the driller's direct supervision) and that each and all of the statements herein are true and correct. The driller understood that failure to complete the required items will result in the log(s) being returned for completion and resubmittal.

Company Information:	**Vortex Drilling, Inc.** **4412 Bluemel Road** **San Antonio , TX 78240**
Driller License Number:	**58200**
Licensed Well Driller Signature:	**Martin Casarez**
Registered Driller Apprentice Signature:	**No Data**
Apprentice Registration Number:	**No Data**
Comments:	**No Data**

IMPORTANT NOTICE FOR PERSONS HAVING WELLS DRILLED CONCERNING CONFIDENTIALITY

TEX. OCC. CODE Title 12, Chapter 1901.251, authorizes the owner (owner or the person for whom the well was drilled) to keep information in Well Reports confidential. The Department shall hold the contents of the well log confidential and not a matter of public record if it receives, by certified mail, a written request to do so from the owner.

Please include the report's Tracking number (Tracking **#237300**) on your written request.

Texas Department of Licensing & Regulation
P.O. Box 12157
Austin, TX 78711
(512) 463-7880

DESC. & COLOR OF FORMATION MATERIAL

From (ft) To (ft) Description
0 - 2.5 Clay,blk.,dry/friable
2.5 - 5 Clay,sandy,silty,dk.gray/brw.,good plastic, dry
5 - 12.5 Clay,sandy,silty,tan/buff,poor plastic, dry
12.5 - 15 Clay,sandy,silty,tan/buff,fair plastic
15 - 20 Tan sand,poorly sorted

CASING, BLANK PIPE & WELL SCREEN DATA

Dia.	New/Used	Type	Setting From/To
N/A			

STATE OF TEXAS WELL REPORT for Tracking #237304

Owner:	**TCEQ**	Owner Well #:	**SB-23**
Address:	**P.O. Box 13087 Austin , TX 78711**	Grid #:	**83-13-5**
Well Location:	**Hillcrest Community Corpus Christi , TX 78407**	Latitude:	**27° 48' 14" N**
Well County:	**Nueces**	Longitude:	**097° 25' 00" W**
Elevation:	**No Data**	GPS Brand Used:	**Google Earth**
Type of Work:	**New Well**	Proposed Use:	**Environmental Soil Boring**

Drilling Date: Started: **10/22/2010**
Completed: **10/22/2010**

Diameter of Hole: Diameter: **2.25 in From Surface To 15 ft**

Drilling Method: **Driven**

Borehole Completion: Other: **Plugged**

Annular Seal Data: 1st Interval: **From 0 ft to 2 ft with 0.15 Cement (#sacks and material)**
2nd Interval: **From 2 ft to 15 ft with 1 Bentonite (#sacks and material)**
3rd Interval: **No Data**
Method Used: **Hand Mixed**
Cemented By: **Vortex Drilling, Inc.**
Distance to Septic Field or other Concentrated Contamination: **No Data**
Distance to Property Line: **No Data**
Method of Verification: **No Data**
Approved by Variance: **No Data**

Surface Completion: **Alternative Procedure Used**

Water Level: Static level: **14 ft. below land surface on 10/22/2010**
Artesian flow: **No Data**

Packers: **N/A**

Plugging Info: Casing left in well: Cement/Bentonite left in well:

From (ft)	To (ft)	From (ft)	To (ft)	Cem/Bent	Sacks Used
N/A					

Type Of Pump: **No Data**

Well Tests: **No Data**

Water Quality: Type of Water: **Non-Potable**
Depth of Strata: **14 ft.**
Chemical Analysis Made: **No**
Did the driller knowingly penetrate any strata which contained undesirable constituents: **No**

Certification Data: The driller certified that the driller drilled this well (or the well was drilled under the driller's direct supervision) and that each and all of the statements herein are true and correct. The driller understood that failure to complete the required items will result in the log(s) being returned for completion and resubmittal.

Company Information:	**Vortex Drilling, Inc.** **4412 Bluemel Road** **San Antonio , TX 78240**
Driller License Number:	**58200**
Licensed Well Driller Signature:	**Martin Casarez**
Registered Driller Apprentice Signature:	**No Data**
Apprentice Registration Number:	**No Data**
Comments:	**No Data**

IMPORTANT NOTICE FOR PERSONS HAVING WELLS DRILLED CONCERNING CONFIDENTIALITY

TEX. OCC. CODE Title 12, Chapter 1901.251, authorizes the owner (owner or the person for whom the well was drilled) to keep information in Well Reports confidential. The Department shall hold the contents of the well log confidential and not a matter of public record if it receives, by certified mail, a written request to do so from the owner.

Please include the report's Tracking number (Tracking **#237304**) on your written request.

Texas Department of Licensing & Regulation
P.O. Box 12157
Austin, TX 78711
(512) 463-7880

DESC. & COLOR OF FORMATION MATERIAL

From (ft) To (ft) Description
0 - 2.5 Clay,blk./dk.brw.,poor plastic,dry/friable
2.5 - 7.5 Clay,sandy,silty,tan/lt.brw.,poor plastic, dry
7.5 - 12.5 Clay,sandy,silty,tan/lt.brw.,good plastic,
12.5 - 15 Tan sand,loose

CASING, BLANK PIPE & WELL SCREEN DATA

Dia.	New/Used	Type	Setting From/To
N/A			

STATE OF TEXAS WELL REPORT for Tracking #237306

Owner:	**TCEQ**	Owner Well #:	**SB-25**
Address:	**P.O. Box 13087 Austin , TX 78711**	Grid #:	**83-13-5**
Well Location:	**Hillcrest Community Corpus Christi , TX 78407**	Latitude:	**27° 48' 08" N**
Well County:	**Nueces**	Longitude:	**097° 25' 04" W**
Elevation:	**No Data**	GPS Brand Used:	**Google Earth**
Type of Work:	**New Well**	Proposed Use:	**Environmental Soil Boring**

Drilling Date:	Started: **10/22/2010** Completed: **10/22/2010**
Diameter of Hole:	Diameter: **2.25 in From Surface To 15 ft**
Drilling Method:	**Driven**
Borehole Completion:	Other: **Plugged**
Annular Seal Data:	1st Interval: **From 0 ft to 2 ft with 0.15 Cement (#sacks and material)** 2nd Interval: **From 2 ft to 15 ft with 1 Bentonite (#sacks and material)** 3rd Interval: **No Data** Method Used: **Hand Mixed** Cemented By: **Vortex Drilling, Inc.** Distance to Septic Field or other Concentrated Contamination: **No Data** Distance to Property Line: **No Data** Method of Verification: **No Data** Approved by Variance: **No Data**
Surface Completion:	**Alternative Procedure Used**

Water Level:	Static level: **14 ft. below land surface on 10/22/2010** Artesian flow: **No Data**
Packers:	**N/A**
Plugging Info:	Casing left in well: Cement/Bentonite left in well: From (ft) To (ft) From (ft) To (ft) Cem/Bent Sacks Used **N/A**
Type Of Pump:	**No Data**
Well Tests:	**No Data**

Water Quality:	Type of Water: **Non-Potable** Depth of Strata: **14 ft.** Chemical Analysis Made: **No** Did the driller knowingly penetrate any strata which contained undesirable constituents: **No**
Certification Data:	The driller certified that the driller drilled this well (or the well was drilled under the driller's direct supervision) and that each and all of the statements herein are true and correct. The driller understood that failure to complete the required items will result in the log(s) being returned for completion and resubmittal.

Company Information:	**Vortex Drilling, Inc.** **4412 Bluemel Road** **San Antonio , TX 78240**
Driller License Number:	**58200**
Licensed Well Driller Signature:	**Martin Casarez**
Registered Driller Apprentice Signature:	**No Data**
Apprentice Registration Number:	**No Data**
Comments:	**No Data**

IMPORTANT NOTICE FOR PERSONS HAVING WELLS DRILLED CONCERNING CONFIDENTIALITY

TEX. OCC. CODE Title 12, Chapter 1901.251, authorizes the owner (owner or the person for whom the well was drilled) to keep information in Well Reports confidential. The Department shall hold the contents of the well log confidential and not a matter of public record if it receives, by certified mail, a written request to do so from the owner.

Please include the report's Tracking number (Tracking **#237306**) on your written request.

Texas Department of Licensing & Regulation
P.O. Box 12157
Austin, TX 78711
(512) 463-7880

DESC. & COLOR OF FORMATION MATERIAL

From (ft)	To (ft)	Description
0	**2.5**	**Clay,blk./dk.brw.,poor plastic,dry/friable**
2.5	**11**	**Clay,sandy,silty,tan/buff,poor plastic,dry**
11	**15**	**Tan sand,loose/dense,fine grain**

CASING, BLANK PIPE & WELL SCREEN DATA

Dia.	New/Used	Type	Setting From/To
N/A			

STATE OF TEXAS WELL REPORT for Tracking #237307

Owner:	**TCEQ**	Owner Well #:	**SB-26**
Address:	**P.O. Box 13087 Austin , TX 78711**	Grid #:	**83-13-5**
Well Location:	**Hillcrest Community Corpus Christi , TX 78407**	Latitude:	**27° 48' 02" N**
Well County:	**Nueces**	Longitude:	**097° 25' 10" W**
Elevation:	**No Data**	GPS Brand Used:	**Google Earth**
Type of Work:	**New Well**	Proposed Use:	**Environmental Soil Boring**

Drilling Date: Started: **10/21/2010**
Completed: **10/21/2010**

Diameter of Hole: Diameter: **2.25 in From Surface To 15 ft**

Drilling Method: **Driven**

Borehole Completion: Other: **Plugged**

Annular Seal Data: 1st Interval: **From 0 ft to 2 ft with 0.15 Cement (#sacks and material)**
2nd Interval: **From 2 ft to 15 ft with 1 Bentonite (#sacks and material)**
3rd Interval: **No Data**
Method Used: **Hand Mixed**
Cemented By: **Vortex Drilling, Inc.**
Distance to Septic Field or other Concentrated Contamination: **No Data**
Distance to Property Line: **No Data**
Method of Verification: **No Data**
Approved by Variance: **No Data**

Surface Completion: **Alternative Procedure Used**

Water Level: Static level: **14 ft. below land surface on 10/21/2010**
Artesian flow: **No Data**

Packers: **N/A**

Plugging Info: Casing left in well: Cement/Bentonite left in well:

From (ft)	To (ft)	From (ft)	To (ft)	Cem/Bent	Sacks Used
N/A					

Type Of Pump: **No Data**

Well Tests: **No Data**

Water Quality: Type of Water: **Non-Potable**
Depth of Strata: **14 ft.**
Chemical Analysis Made: **No**
Did the driller knowingly penetrate any strata which contained undesirable constituents: **No**

Certification Data: The driller certified that the driller drilled this well (or the well was drilled under the driller's direct supervision) and that each and all of the statements herein are true and correct. The driller understood that failure to complete the required items will result in the log(s) being returned for completion and resubmittal.

Company Information:	**Vortex Drilling, Inc.** **4412 Bluemel Road** **San Antonio , TX 78240**
Driller License Number:	**58200**
Licensed Well Driller Signature:	**Martin Casarez**
Registered Driller Apprentice Signature:	**No Data**
Apprentice Registration Number:	**No Data**
Comments:	**No Data**

IMPORTANT NOTICE FOR PERSONS HAVING WELLS DRILLED CONCERNING CONFIDENTIALITY

TEX. OCC. CODE Title 12, Chapter 1901.251, authorizes the owner (owner or the person for whom the well was drilled) to keep information in Well Reports confidential. The Department shall hold the contents of the well log confidential and not a matter of public record if it receives, by certified mail, a written request to do so from the owner.

Please include the report's Tracking number (Tracking **#237307**) on your written request.

Texas Department of Licensing & Regulation
P.O. Box 12157
Austin, TX 78711
(512) 463-7880

DESC. & COLOR OF FORMATION MATERIAL

From (ft) To (ft) Description
0 - 2.5 Clay,sandy,silty,blk./lt.brw.,fair plastic,dry
2.5 - 5 Clay,sandy,silty,tan/lt.brw.,fair plastic,dry
5 - 10 Clay,sandy,silty,tan/lt.brw.,poor plastic,dry
10 - 12.5 Clay,tan/lt.brw.,poor plastic
12.5 - 15 Tan sand,loose/dense,fine grain,poorly sorted

CASING, BLANK PIPE & WELL SCREEN DATA

Dia.	New/Used	Type	Setting From/To
N/A			

STATE OF TEXAS WELL REPORT for Tracking #237308

Owner:	**TCEQ**	Owner Well #:	**SB-27**
Address:	**P.O. Box 13087 Austin , TX 78711**	Grid #:	**83-13-5**
Well Location:	**Hillcrest Community Corpus Christi , TX 78407**	Latitude:	**27° 47' 55" N**
Well County:	**Nueces**	Longitude:	**097° 25' 06" W**
Elevation:	**No Data**	GPS Brand Used:	**Google Earth**
Type of Work:	**New Well**	Proposed Use:	**Environmental Soil Boring**

Drilling Date:	Started: **10/22/2010** Completed: **10/22/2010**
Diameter of Hole:	Diameter: **2.25 in From Surface To 15 ft**
Drilling Method:	**Driven**
Borehole Completion:	Other: **Plugged**
Annular Seal Data:	1st Interval: **From 0 ft to 2 ft with 0.15 Cement (#sacks and material)** 2nd Interval: **From 2 ft to 15 ft with 1 Bentonite (#sacks and material)** 3rd Interval: **No Data** Method Used: **Hand Mixed** Cemented By: **Vortex Drilling, Inc.** Distance to Septic Field or other Concentrated Contamination: **No Data** Distance to Property Line: **No Data** Method of Verification: **No Data** Approved by Variance: **No Data**
Surface Completion:	**Alternative Procedure Used**

Water Level:	Static level: **13.5 ft. below land surface on 10/22/2010** Artesian flow: **No Data**
Packers:	**N/A**
Plugging Info:	Casing left in well: Cement/Bentonite left in well: From (ft) To (ft) From (ft) To (ft) Cem/Bent Sacks Used **N/A**
Type Of Pump:	**No Data**
Well Tests:	**No Data**

Water Quality:	Type of Water: **Non-Potable** Depth of Strata: **13.5 ft.** Chemical Analysis Made: **No** Did the driller knowingly penetrate any strata which contained undesirable constituents: **No**
Certification Data:	The driller certified that the driller drilled this well (or the well was drilled under the driller's direct supervision) and that each and all of the statements herein are true and correct. The driller understood that failure to complete the required items will result in the log(s) being returned for completion and resubmittal.

Company Information:	**Vortex Drilling, Inc.** **4412 Bluemel Road** **San Antonio , TX 78240**
Driller License Number:	**58200**
Licensed Well Driller Signature:	**Martin Casarez**
Registered Driller Apprentice Signature:	**No Data**
Apprentice Registration Number:	**No Data**
Comments:	**No Data**

IMPORTANT NOTICE FOR PERSONS HAVING WELLS DRILLED CONCERNING CONFIDENTIALITY

TEX. OCC. CODE Title 12, Chapter 1901.251, authorizes the owner (owner or the person for whom the well was drilled) to keep information in Well Reports confidential. The Department shall hold the contents of the well log confidential and not a matter of public record if it receives, by certified mail, a written request to do so from the owner.

Please include the report's Tracking number (Tracking **#237308**) on your written request.

Texas Department of Licensing & Regulation
P.O. Box 12157
Austin, TX 78711
(512) 463-7880

DESC. & COLOR OF FORMATION MATERIAL

From (ft) To (ft) Description
0 - 2.5 Clay,blk./dk.gray,poor plastic,dry/friable
2.5 - 5 Clay,sandy,silty,dk.gray/tan,poor plastic, dry
5 - 12 Clay,sandy,silty,tan/lt.brw.,poor plastic,dry
12 - 15 Tan sand,silty

CASING, BLANK PIPE & WELL SCREEN DATA

Dia.	New/Used	Type	Setting From/To
N/A			

STATE OF TEXAS WELL REPORT for Tracking #237310

Owner:	**TCEQ**	Owner Well #:	**SB-28**
Address:	**P.O. Box 13087 Austin , TX 78711**	Grid #:	**83-13-5**
Well Location:	**Hillcrest Community Corpus Christi , TX 78407**	Latitude:	**27° 48' 00" N**
Well County:	**Nueces**	Longitude:	**097° 25' 06" W**
Elevation:	**No Data**	GPS Brand Used:	**Google Earth**
Type of Work:	**New Well**	Proposed Use:	**Environmental Soil Boring**

Drilling Date: Started: **10/22/2010**
Completed: **10/22/2010**

Diameter of Hole: Diameter: **2.25 in From Surface To 20 ft**

Drilling Method: **Driven**

Borehole Completion: Other: **Plugged**

Annular Seal Data:
1st Interval: **From 0 ft to 2 ft with 0.15 Cement (#sacks and material)**
2nd Interval: **From 2 ft to 20 ft with 1.25 Bentonite (#sacks and material)**
3rd Interval: **No Data**
Method Used: **Hand Mixed**
Cemented By: **Vortex Drilling, Inc.**
Distance to Septic Field or other Concentrated Contamination: **No Data**
Distance to Property Line: **No Data**
Method of Verification: **No Data**
Approved by Variance: **No Data**

Surface Completion: **Alternative Procedure Used**

Water Level: Static level: **12.5 ft. below land surface on 10/22/2010**
Artesian flow: **No Data**

Packers: **N/A**

Plugging Info: Casing left in well: Cement/Bentonite left in well:

From (ft)	To (ft)	From (ft)	To (ft)	Cem/Bent	Sacks Used
N/A					

Type Of Pump: **No Data**

Well Tests: **No Data**

Water Quality:
Type of Water: **Non-Potable**
Depth of Strata: **12.5 ft.**
Chemical Analysis Made: **No**
Did the driller knowingly penetrate any strata which contained undesirable constituents: **No**

Certification Data: The driller certified that the driller drilled this well (or the well was drilled under the driller's direct supervision) and that each and all of the statements herein are true and correct. The driller understood that failure to complete the required items will result in the log(s) being returned for completion and resubmittal.

Company Information:	**Vortex Drilling, Inc.** **4412 Bluemel Road** **San Antonio , TX 78240**
Driller License Number:	**58200**
Licensed Well Driller Signature:	**Martin Casarez**
Registered Driller Apprentice Signature:	**No Data**
Apprentice Registration Number:	**No Data**
Comments:	**No Data**

IMPORTANT NOTICE FOR PERSONS HAVING WELLS DRILLED CONCERNING CONFIDENTIALITY

TEX. OCC. CODE Title 12, Chapter 1901.251, authorizes the owner (owner or the person for whom the well was drilled) to keep information in Well Reports confidential. The Department shall hold the contents of the well log confidential and not a matter of public record if it receives, by certified mail, a written request to do so from the owner.

Please include the report's Tracking number (Tracking **#237310**) on your written request.

Texas Department of Licensing & Regulation
P.O. Box 12157
Austin, TX 78711
(512) 463-7880

DESC. & COLOR OF FORMATION MATERIAL

From (ft) To (ft) Description
0 - 2.5 Clay,blk./dk.gray,poor plastic,dry/friable
2.5 - 5 Clay,dk.gray/lt.gray,fair plastic,dry
5 - 10 Clay,sandy,silty,tan,poor plastic,dry
10 - 12.5 Clay,sandy,silty,tan,fair plastic
12.5 - 20 Tan sand,clayey,silty,fine grain

CASING, BLANK PIPE & WELL SCREEN DATA

Dia.	New/Used	Type	Setting From/To
N/A			

STATE OF TEXAS WELL REPORT for Tracking #237312

Owner:	**TCEQ**	Owner Well #:	**SB-29**
Address:	**P.O. Box 13087 Austin , TX 78711**	Grid #:	**83-13-5**
Well Location:	**Hillcrest Community Corpus Christi , TX 78407**	Latitude:	**27° 47' 55" N**
Well County:	**Nueces**	Longitude:	**097° 25' 02" W**
Elevation:	**No Data**	GPS Brand Used:	**Google Earth**
Type of Work:	**New Well**	Proposed Use:	**Environmental Soil Boring**

Drilling Date: Started: **10/22/2010**
Completed: **10/22/2010**

Diameter of Hole: Diameter: **2.25 in From Surface To 15 ft**

Drilling Method: **Driven**

Borehole Completion: Other: **Plugged**

Annular Seal Data:
1st Interval: **From 0 ft to 2 ft with 0.15 Cement (#sacks and material)**
2nd Interval: **From 2 ft to 15 ft with 1 Bentonite (#sacks and material)**
3rd Interval: **No Data**
Method Used: **Hand Mixed**
Cemented By: **Vortex Drilling, Inc.**
Distance to Septic Field or other Concentrated Contamination: **No Data**
Distance to Property Line: **No Data**
Method of Verification: **No Data**
Approved by Variance: **No Data**

Surface Completion: **Alternative Procedure Used**

Water Level: Static level: **14 ft. below land surface on 10/22/2010**
Artesian flow: **No Data**

Packers: **N/A**

Plugging Info:

Casing left in well: From (ft)	To (ft)	Cement/Bentonite left in well: From (ft)	To (ft)	Cem/Bent	Sacks Used
N/A					

Type Of Pump: **No Data**

Well Tests: **No Data**

Water Quality:
Type of Water: **Non-Potable**
Depth of Strata: **14 ft.**
Chemical Analysis Made: **No**
Did the driller knowingly penetrate any strata which contained undesirable constituents: **No**

Certification Data: The driller certified that the driller drilled this well (or the well was drilled under the driller's direct supervision) and that each and all of the statements herein are true and correct. The driller understood that failure to complete the required items will result in the log(s) being returned for completion and resubmittal.

Company Information:	**Vortex Drilling, Inc.** **4412 Bluemel Road** **San Antonio , TX 78240**
Driller License Number:	**58200**
Licensed Well Driller Signature:	**Martin Casarez**
Registered Driller Apprentice Signature:	**No Data**
Apprentice Registration Number:	**No Data**
Comments:	**No Data**

IMPORTANT NOTICE FOR PERSONS HAVING WELLS DRILLED CONCERNING CONFIDENTIALITY

TEX. OCC. CODE Title 12, Chapter 1901.251, authorizes the owner (owner or the person for whom the well was drilled) to keep information in Well Reports confidential. The Department shall hold the contents of the well log confidential and not a matter of public record if it receives, by certified mail, a written request to do so from the owner.

Please include the report's Tracking number (Tracking **#237312**) on your written request.

Texas Department of Licensing & Regulation
P.O. Box 12157
Austin, TX 78711
(512) 463-7880

DESC. & COLOR OF FORMATION MATERIAL

From (ft) To (ft) Description
0 - 2.5 Clay,blk./dk.brw.,poor plastic,dry/friable
2.5 - 5 Clay,sandy,silty,dk.brw./tan,poor plastic, dry
5 - 10 Clay,sandy,silty,tan/buff,fair plastic,dry
10 - 12.5 Clay,sandy,silty,tan/buff,good plastic, soft
12.5 - 15 Tan sand,clayey,silty,fine grain

CASING, BLANK PIPE & WELL SCREEN DATA

Dia.	New/Used	Type	Setting From/To
N/A			

STATE OF TEXAS WELL REPORT for Tracking #237224

Owner:	**TCEQ**	Owner Well #:	**SB-32**
Address:	**P.O. Box 13087 Austin , TX 78711**	Grid #:	**83-13-6**
Well Location:	**Hillcrest Community Corpus Christi , TX 78407**	Latitude:	**27° 48' 24" N**
Well County:	**Nueces**	Longitude:	**097° 24' 45" W**
Elevation:	**No Data**	GPS Brand Used:	**Google Earth**
Type of Work:	**New Well**	Proposed Use:	**Environmental Soil Boring**

Drilling Date:	Started: **10/22/2010** Completed: **10/22/2010**
Diameter of Hole:	Diameter: **2.25 in From Surface To 15 ft**
Drilling Method:	**Driven**
Borehole Completion:	Other: **Plugged**
Annular Seal Data:	1st Interval: **From 0 ft to 2 ft with 0.15 Cement (#sacks and material)** 2nd Interval: **From 2 ft to 15 ft with 1 Bentonite (#sacks and material)** 3rd Interval: **No Data** Method Used: **Hand Mixed** Cemented By: **Vortex Drilling, Inc.** Distance to Septic Field or other Concentrated Contamination: **No Data** Distance to Property Line: **No Data** Method of Verification: **No Data** Approved by Variance: **No Data**
Surface Completion:	**Alternative Procedure Used**

Water Level:	Static level: **15 ft. below land surface on 10/22/2010** Artesian flow: **No Data**
Packers:	**N/A**
Plugging Info:	Casing left in well: Cement/Bentonite left in well: From (ft) To (ft) From (ft) To (ft) Cem/Bent Sacks Used **N/A**
Type Of Pump:	**No Data**
Well Tests:	**No Data**

Water Quality:	Type of Water: **Non-Potable** Depth of Strata: **15 ft.** Chemical Analysis Made: **No** Did the driller knowingly penetrate any strata which contained undesirable constituents: **No**
Certification Data:	The driller certified that the driller drilled this well (or the well was drilled under the driller's direct supervision) and that each and all of the statements herein are true and correct. The driller understood that failure to complete the required items will result in the log(s) being returned for completion and resubmittal.

Company Information:	**Vortex Drilling, Inc.** **4412 Bluemel Road** **San Antonio , TX 78240**
Driller License Number:	**54776**
Licensed Well Driller Signature:	**Robert Joiner**
Registered Driller Apprentice Signature:	**No Data**
Apprentice Registration Number:	**No Data**
Comments:	**No Data**

IMPORTANT NOTICE FOR PERSONS HAVING WELLS DRILLED CONCERNING CONFIDENTIALITY

TEX. OCC. CODE Title 12, Chapter 1901.251, authorizes the owner (owner or the person for whom the well was drilled) to keep information in Well Reports confidential. The Department shall hold the contents of the well log confidential and not a matter of public record if it receives, by certified mail, a written request to do so from the owner.

Please include the report's Tracking number (Tracking **#237224**) on your written request.

Texas Department of Licensing & Regulation
P.O. Box 12157
Austin, TX 78711
(512) 463-7880

DESC. & COLOR OF FORMATION MATERIAL

From (ft) To (ft) Description
0 - 1 Topsoil
1 - 4 Clay,sandy,dk.brw.,shell material
4 - 15 Clay,silty,lt.gray/lt.brw.

CASING, BLANK PIPE & WELL SCREEN DATA

Dia.	New/Used	Type	Setting From/To
N/A			

STATE OF TEXAS WELL REPORT for Tracking #237314

Owner:	**TCEQ**	Owner Well #:	**SB-33**
Address:	**P.O. Box 13087 Austin , TX 78711**	Grid #:	**83-13-6**
Well Location:	**Hillcrest Community Corpus Christi , TX 78407**	Latitude:	**27° 48' 16" N**
Well County:	**Nueces**	Longitude:	**097° 24' 48" W**
Elevation:	**No Data**	GPS Brand Used:	**Google Earth**
Type of Work:	**New Well**	Proposed Use:	**Environmental Soil Boring**

Drilling Date:	Started: **10/18/2010** Completed: **10/18/2010**
Diameter of Hole:	Diameter: **2.25 in From Surface To 15 ft**
Drilling Method:	**Driven**
Borehole Completion:	Other: **Plugged**
Annular Seal Data:	1st Interval: **From 0 ft to 2 ft with 0.15 Cement (#sacks and material)** 2nd Interval: **From 2 ft to 15 ft with 1 Bentonite (#sacks and material)** 3rd Interval: **No Data** Method Used: **Hand Mixed** Cemented By: **Vortex Drilling, Inc.** Distance to Septic Field or other Concentrated Contamination: **No Data** Distance to Property Line: **No Data** Method of Verification: **No Data** Approved by Variance: **No Data**
Surface Completion:	**Alternative Procedure Used**

Water Level:	Static level: **13 ft. below land surface on 10/18/2010** Artesian flow: **No Data**
Packers:	**N/A**
Plugging Info:	Casing left in well: Cement/Bentonite left in well: From (ft) To (ft) From (ft) To (ft) Cem/Bent Sacks Used **N/A**
Type Of Pump:	**No Data**
Well Tests:	**No Data**

Water Quality:	Type of Water: **Non-Potable** Depth of Strata: **13 ft.** Chemical Analysis Made: **No** Did the driller knowingly penetrate any strata which contained undesirable constituents: **No**
Certification Data:	The driller certified that the driller drilled this well (or the well was drilled under the driller's direct supervision) and that each and all of the statements herein are true and correct. The driller understood that failure to complete the required items will result in the log(s) being returned for completion and resubmittal.

Company Information:	**Vortex Drilling, Inc.** **4412 Bluemel Road** **San Antonio , TX 78240**
Driller License Number:	**58200**
Licensed Well Driller Signature:	**Martin Casarez**
Registered Driller Apprentice Signature:	**No Data**
Apprentice Registration Number:	**No Data**
Comments:	**No Data**

IMPORTANT NOTICE FOR PERSONS HAVING WELLS DRILLED CONCERNING CONFIDENTIALITY

TEX. OCC. CODE Title 12, Chapter 1901.251, authorizes the owner (owner or the person for whom the well was drilled) to keep information in Well Reports confidential. The Department shall hold the contents of the well log confidential and not a matter of public record if it receives, by certified mail, a written request to do so from the owner.

Please include the report's Tracking number (Tracking **#237314**) on your written request.

Texas Department of Licensing & Regulation
P.O. Box 12157
Austin, TX 78711
(512) 463-7880

DESC. & COLOR OF FORMATION MATERIAL

From (ft) To (ft) Description
0 - 2.5 Clay,blk.,poor plastic,dry/friable
2.5 - 5 Clay,blk./dk.brw.,poor plastic,dry
5 - 9.5 Clay,sandy,silty,lt.brw./tan,poor plastic,dry
9.5 - 15 Tan/lt.brw.sand

CASING, BLANK PIPE & WELL SCREEN DATA

Dia.	New/Used	Type	Setting From/To
N/A			

STATE OF TEXAS WELL REPORT for Tracking #237288

Owner:	**TCEQ**	Owner Well #:	**SB-36**
Address:	**P.O. Box 13087 Austin , TX 78711**	Grid #:	**83-12-5**
Well Location:	**Hillcrest Community Corpus Christi , TX 78407**	Latitude:	**27° 48' 15" N**
Well County:	**Nueces**	Longitude:	**097° 34' 38" W**
Elevation:	**No Data**	GPS Brand Used:	**Google Earth**
Type of Work:	**New Well**	Proposed Use:	**Environmental Soil Boring**

Drilling Date:	Started: **10/22/2010** Completed: **10/22/2010**
Diameter of Hole:	Diameter: **2.25 in From Surface To 15 ft**
Drilling Method:	**Driven**
Borehole Completion:	Other: **Plugged**
Annular Seal Data:	1st Interval: **From 0 ft to 2 ft with 0.15 Cement (#sacks and material)** 2nd Interval: **From 2 ft to 15 ft with 1 Bentonite (#sacks and material)** 3rd Interval: **No Data** Method Used: **Hand Mixed** Cemented By: **Vortex Drilling, Inc.** Distance to Septic Field or other Concentrated Contamination: **No Data** Distance to Property Line: **No Data** Method of Verification: **No Data** Approved by Variance: **No Data**
Surface Completion:	**Alternative Procedure Used**

Water Level:	Static level: **11 ft. below land surface on 10/22/2010** Artesian flow: **No Data**
Packers:	**N/A**
Plugging Info:	Casing left in well: Cement/Bentonite left in well: From (ft) To (ft) From (ft) To (ft) Cem/Bent Sacks Used **N/A**
Type Of Pump:	**No Data**
Well Tests:	**No Data**

Water Quality:	Type of Water: **Non-Potable** Depth of Strata: **11 ft.** Chemical Analysis Made: **No** Did the driller knowingly penetrate any strata which contained undesirable constituents: **No**
Certification Data:	The driller certified that the driller drilled this well (or the well was drilled under the driller's direct supervision) and that each and all of the statements herein are true and correct. The driller understood that failure to complete the required items will result in the log(s) being returned for completion and resubmittal.

Company Information:	**Vortex Drilling, Inc.** **4412 Bluemel Road** **San Antonio , TX 78240**
Driller License Number:	**54776**
Licensed Well Driller Signature:	**Robert Joiner**
Registered Driller Apprentice Signature:	**No Data**
Apprentice Registration Number:	**No Data**
Comments:	**No Data**

IMPORTANT NOTICE FOR PERSONS HAVING WELLS DRILLED CONCERNING CONFIDENTIALITY

TEX. OCC. CODE Title 12, Chapter 1901.251, authorizes the owner (owner or the person for whom the well was drilled) to keep information in Well Reports confidential. The Department shall hold the contents of the well log confidential and not a matter of public record if it receives, by certified mail, a written request to do so from the owner.

Please include the report's Tracking number (Tracking **#237288**) on your written request.

Texas Department of Licensing & Regulation
P.O. Box 12157
Austin, TX 78711
(512) 463-7880

DESC. & COLOR OF FORMATION MATERIAL

From (ft)	To (ft)	Description
0	**1**	**Topsoil**
1	**5**	**Clay,silty,dk.brw.**
5	**11**	**Clayey,sandy,lt.brw.,crystalline**
11	**15**	**Sandy,lt.brw.,wet,med.stiff,soft**

CASING, BLANK PIPE & WELL SCREEN DATA

Dia.	New/Used	Type	Setting From/To
N/A			

STATE OF TEXAS WELL REPORT for Tracking #237290

Owner:	**TCEQ**	Owner Well #:	**SB-37**
Address:	**P.O. Box 13087 Austin , TX 78711**	Grid #:	**83-13-6**
Well Location:	**Hillcrest Community Corpus Christi , TX 78407**	Latitude:	**27° 48' 13" N**
Well County:	**Nueces**	Longitude:	**097° 24' 42" W**
Elevation:	**No Data**	GPS Brand Used:	**Google Earth**
Type of Work:	**New Well**	Proposed Use:	**Environmental Soil Boring**

Drilling Date:	Started: **10/22/2010** Completed: **10/22/2010**
Diameter of Hole:	Diameter: **2.25 in From Surface To 10 ft**
Drilling Method:	**Driven**
Borehole Completion:	Other: **Plugged**
Annular Seal Data:	1st Interval: **From 0 ft to 2 ft with 0.15 Cement (#sacks and material)** 2nd Interval: **From 2 ft to 10 ft with 0.60 Bentonite (#sacks and material)** 3rd Interval: **No Data** Method Used: **Hand Mixed** Cemented By: **Vortex Drilling, Inc.** Distance to Septic Field or other Concentrated Contamination: **No Data** Distance to Property Line: **No Data** Method of Verification: **No Data** Approved by Variance: **No Data**
Surface Completion:	**Alternative Procedure Used**

Water Level:	Static level: **10 ft. below land surface on 10/22/2010** Artesian flow: **No Data**
Packers:	**N/A**
Plugging Info:	Casing left in well: Cement/Bentonite left in well: From (ft) To (ft) From (ft) To (ft) Cem/Bent Sacks Used **N/A**
Type Of Pump:	**No Data**
Well Tests:	**No Data**

Water Quality:	Type of Water: **Non-Potable** Depth of Strata: **10 ft.** Chemical Analysis Made: **No** Did the driller knowingly penetrate any strata which contained undesirable constituents: **No**
Certification Data:	The driller certified that the driller drilled this well (or the well was drilled under the driller's direct supervision) and that each and all of the statements herein are true and correct. The driller understood that failure to complete the required items will result in the log(s) being returned for completion and resubmittal.

Company Information:	**Vortex Drilling, Inc.** **4412 Bluemel Road** **San Antonio , TX 78240**
Driller License Number:	**54776**
Licensed Well Driller Signature:	**Robert Joiner**
Registered Driller Apprentice Signature:	**No Data**
Apprentice Registration Number:	**No Data**
Comments:	**No Data**

IMPORTANT NOTICE FOR PERSONS HAVING WELLS DRILLED CONCERNING CONFIDENTIALITY

TEX. OCC. CODE Title 12, Chapter 1901.251, authorizes the owner (owner or the person for whom the well was drilled) to keep information in Well Reports confidential. The Department shall hold the contents of the well log confidential and not a matter of public record if it receives, by certified mail, a written request to do so from the owner.

Please include the report's Tracking number (Tracking **#237290**) on your written request.

Texas Department of Licensing & Regulation
P.O. Box 12157
Austin, TX 78711
(512) 463-7880

DESC. & COLOR OF FORMATION MATERIAL

From (ft)	To (ft)	Description
0	**1**	**Topsoil**
1	**4**	**Clay,silty,dk.gray/dk.brw.**
4	**9**	**Clayey,sandy,tan**
9	**10**	**Sand,fine grain,tan**

CASING, BLANK PIPE & WELL SCREEN DATA

Dia.	New/Used	Type	Setting From/To
N/A			

STATE OF TEXAS WELL REPORT for Tracking #237292

Owner:	**TCEQ**	Owner Well #:	**SB-38**
Address:	**P.O. Box 13087 Austin , TX 78711**	Grid #:	**83-13-6**
Well Location:	**Hillcrest Community Corpus Christi , TX 78407**	Latitude:	**27° 48' 07" N**
Well County:	**Nueces**	Longitude:	**097° 24' 43" W**
Elevation:	**No Data**	GPS Brand Used:	**Google Earth**
Type of Work:	**New Well**	Proposed Use:	**Environmental Soil Boring**

Drilling Date: Started: **10/22/2010**
Completed: **10/22/2010**

Diameter of Hole: Diameter: **2.25 in From Surface To 15 ft**

Drilling Method: **Driven**

Borehole Completion: Other: **Plugged**

Annular Seal Data: 1st Interval: **From 0 ft to 2 ft with 0.15 Cement (#sacks and material)**
2nd Interval: **From 2 ft to 15 ft with 1 Bentonite (#sacks and material)**
3rd Interval: **No Data**
Method Used: **Hand Mixed**
Cemented By: **Vortex Drilling, Inc.**
Distance to Septic Field or other Concentrated Contamination: **No Data**
Distance to Property Line: **No Data**
Method of Verification: **No Data**
Approved by Variance: **No Data**

Surface Completion: **Alternative Procedure Used**

Water Level: Static level: **13 ft. below land surface on 10/22/2010**
Artesian flow: **No Data**

Packers: **N/A**

Plugging Info: Casing left in well: Cement/Bentonite left in well:
From (ft) To (ft) From (ft) To (ft) Cem/Bent Sacks Used
N/A

Type Of Pump: **No Data**

Well Tests: **No Data**

Water Quality: Type of Water: **Non-Potable**
Depth of Strata: **13 ft.**
Chemical Analysis Made: **No**
Did the driller knowingly penetrate any strata which contained undesirable constituents: **No**

Certification Data: The driller certified that the driller drilled this well (or the well was drilled under the driller's direct supervision) and that each and all of the statements herein are true and correct. The driller understood that failure to complete the required items will result in the log(s) being returned for completion and resubmittal.

Company Information:	**Vortex Drilling, Inc.** **4412 Bluemel Road** **San Antonio , TX 78240**
Driller License Number:	**54776**
Licensed Well Driller Signature:	**Robert Joiner**
Registered Driller Apprentice Signature:	**No Data**
Apprentice Registration Number:	**No Data**
Comments:	**No Data**

IMPORTANT NOTICE FOR PERSONS HAVING WELLS DRILLED CONCERNING CONFIDENTIALITY

TEX. OCC. CODE Title 12, Chapter 1901.251, authorizes the owner (owner or the person for whom the well was drilled) to keep information in Well Reports confidential. The Department shall hold the contents of the well log confidential and not a matter of public record if it receives, by certified mail, a written request to do so from the owner.

Please include the report's Tracking number (Tracking **#237292**) on your written request.

Texas Department of Licensing & Regulation
P.O. Box 12157
Austin, TX 78711
(512) 463-7880

DESC. & COLOR OF FORMATION MATERIAL

From (ft)	To (ft)	Description
0	**1**	**Topsoil**
1	**12**	**Clay,sandy,silty,tan**
12	**13**	**Sand,tan,loose**
13	**15**	**Sandy,tan,med.stiff/soft**

CASING, BLANK PIPE & WELL SCREEN DATA

Dia.	New/Used	Type	Setting From/To
N/A			

STATE OF TEXAS WELL REPORT for Tracking #237294

Owner:	**TCEQ**	Owner Well #:	**SB-39**
Address:	**P.O. Box 13087 Austin , TX 78711**	Grid #:	**83-13-6**
Well Location:	**Hillcrest Community Corpus Christi , TX 78407**	Latitude:	**27° 47' 55" N**
Well County:	**Nueces**	Longitude:	**097° 24' 54" W**
Elevation:	**No Data**	GPS Brand Used:	**Google Earth**
Type of Work:	**New Well**	Proposed Use:	**Environmental Soil Boring**

Drilling Date:	Started: **10/22/2010** Completed: **10/22/2010**
Diameter of Hole:	Diameter: **2.25 in From Surface To 15 ft**
Drilling Method:	**Driven**
Borehole Completion:	Other: **Plugged**
Annular Seal Data:	1st Interval: **From 0 ft to 2 ft with 0.15 Cement (#sacks and material)** 2nd Interval: **From 2 ft to 15 ft with 1 Bentonite (#sacks and material)** 3rd Interval: **No Data** Method Used: **Hand Mixed** Cemented By: **Vortex Drilling, Inc.** Distance to Septic Field or other Concentrated Contamination: **No Data** Distance to Property Line: **No Data** Method of Verification: **No Data** Approved by Variance: **No Data**
Surface Completion:	**Alternative Procedure Used**
Water Level:	Static level: **14 ft. below land surface on 10/22/2010** Artesian flow: **No Data**
Packers:	**N/A**
Plugging Info:	Casing left in well: Cement/Bentonite left in well: From (ft) To (ft) From (ft) To (ft) Cem/Bent Sacks Used **N/A**
Type Of Pump:	**No Data**
Well Tests:	**No Data**
Water Quality:	Type of Water: **Non-Potable** Depth of Strata: **14 ft.** Chemical Analysis Made: **No** Did the driller knowingly penetrate any strata which contained undesirable constituents: **No**
Certification Data:	The driller certified that the driller drilled this well (or the well was drilled under the driller's direct supervision) and that each and all of the statements herein are true and correct. The driller understood that failure to complete the required items will result in the log(s) being returned for completion and resubmittal.

Company Information:	**Vortex Drilling, Inc.** **4412 Bluemel Road** **San Antonio , TX 78240**
Driller License Number:	**54776**
Licensed Well Driller Signature:	**Robert Joiner**
Registered Driller Apprentice Signature:	**No Data**
Apprentice Registration Number:	**No Data**
Comments:	**No Data**

IMPORTANT NOTICE FOR PERSONS HAVING WELLS DRILLED CONCERNING CONFIDENTIALITY

TEX. OCC. CODE Title 12, Chapter 1901.251, authorizes the owner (owner or the person for whom the well was drilled) to keep information in Well Reports confidential. The Department shall hold the contents of the well log confidential and not a matter of public record if it receives, by certified mail, a written request to do so from the owner.

Please include the report's Tracking number (Tracking **#237294**) on your written request.

Texas Department of Licensing & Regulation
P.O. Box 12157
Austin, TX 78711
(512) 463-7880

DESC. & COLOR OF FORMATION MATERIAL

From (ft) To (ft) Description
0 - 1 Topsoil
1 - 4 Clay,sandy,silty,dk.gray/dk.brw.
4 - 10 Clay,sandy,silty,tan,moist w/crystalline lenses @9'
10 - 14 Tan sand
14 - 15 Sand,wet,dense

CASING, BLANK PIPE & WELL SCREEN DATA

Dia.	New/Used	Type	Setting From/To
N/A			

STATE OF TEXAS WELL REPORT for Tracking #237707

Owner:	**TCEQ**	Owner Well #:	**SB-40**
Address:	**P.O. Box 13087 Austin , TX 78711**	Grid #:	**83-13-6**
Well Location:	**Hillcrest Community Corpus Christi , TX 78407**	Latitude:	**27° 48' 05" N**
Well County:	**Nueces**	Longitude:	**097° 24' 28" W**
Elevation:	**No Data**	GPS Brand Used:	**Google Earth**
Type of Work:	**New Well**	Proposed Use:	**Environmental Soil Boring**

Drilling Date:	Started: **10/22/2010** Completed: **10/22/2010**
Diameter of Hole:	Diameter: **2.25 in From Surface To 10 ft**
Drilling Method:	**Driven**
Borehole Completion:	Other: **Plugged**
Annular Seal Data:	1st Interval: **From 0 ft to 2 ft with 0.15 Cement (#sacks and material)** 2nd Interval: **From 2 ft to 10 ft with 0.60 Bentonite (#sacks and material)** 3rd Interval: **No Data** Method Used: **Hand Mixed** Cemented By: **Vortex Drilling, Inc.** Distance to Septic Field or other Concentrated Contamination: **No Data** Distance to Property Line: **No Data** Method of Verification: **No Data** Approved by Variance: **No Data**
Surface Completion:	**Alternative Procedure Used**
Water Level:	Static level: **10 ft. below land surface on 10/22/2010** Artesian flow: **No Data**
Packers:	**N/A**
Plugging Info:	Casing left in well: Cement/Bentonite left in well: From (ft) To (ft) From (ft) To (ft) Cem/Bent Sacks Used **N/A**
Type Of Pump:	**No Data**
Well Tests:	**No Data**
Water Quality:	Type of Water: **Non-Potable** Depth of Strata: **10 ft.** Chemical Analysis Made: **No** Did the driller knowingly penetrate any strata which contained undesirable constituents: **No**
Certification Data:	The driller certified that the driller drilled this well (or the well was drilled under the driller's direct supervision) and that each and all of the statements herein are true and correct. The driller understood that failure to complete the required items will result in the log(s) being returned for completion and resubmittal.

Company Information:	**Vortex Drilling, Inc.** **4412 Bluemel Road** **San Antonio , TX 78240**
Driller License Number:	**54776**
Licensed Well Driller Signature:	**Robert Joiner**
Registered Driller Apprentice Signature:	**No Data**
Apprentice Registration Number:	**No Data**
Comments:	**No Data**

IMPORTANT NOTICE FOR PERSONS HAVING WELLS DRILLED CONCERNING CONFIDENTIALITY

TEX. OCC. CODE Title 12, Chapter 1901.251, authorizes the owner (owner or the person for whom the well was drilled) to keep information in Well Reports confidential. The Department shall hold the contents of the well log confidential and not a matter of public record if it receives, by certified mail, a written request to do so from the owner.

Please include the report's Tracking number (Tracking **#237707**) on your written request.

Texas Department of Licensing & Regulation
P.O. Box 12157
Austin, TX 78711
(512) 463-7880

DESC. & COLOR OF FORMATION MATERIAL

From (ft)	To (ft)	Description
0	**1**	**Topsoil,grass and roots**
1	**3**	**Clay,silty,stiff,moist,lt.brw.**
3	**10**	**Clay,silty,stiff,moist,grayish brw.**

CASING, BLANK PIPE & WELL SCREEN DATA

Dia.	New/Used	Type	Setting From/To
N/A			

APPENDIX G

Photographic Documentation

• Photo 1: Eastern view of air monitoring station and central staging area; H&S meeting being conducted in background (10/18/2010).

• Photo 2: Northern view of soil boring location SB-33 during installation (10/18/2010).



• Photo 3: Northern view of soil boring location SB-6 (10/18/2010).

• Photo 4: Southern view of soil boring location SB-7 (10/18/2010)

geostrata
environmental consultants, inc.

Photo 5: Eastern view of soil boring location SB-20 (10/18/2010).

• Photo 6: View looking west towards installation of monitor well MW-6 (10/18/2010).

• Photo 7: Northern view of probing and line clearance at soil boring location SB-8 (10/19/2010).

• Photo 8: View looking west towards installation of monitor well MW3, located in the "buffer zone" (10/19/2010).

geostrata
environmental consultants, inc

• Photo 9: Eastern view of soil boring location SB-13 during line clearance (10/19/2010).

Photo 10: View looking west towards installation of MW-5; refinery smoke stack visible in background. (10/20/10).

• Photo 11: View looking south at installation of soil boring SB-2 (10/21/2010).

• Photo 12: View looking north at installation of soil boring SB-3 at the Fire Station by Nueces St. (10/21/10).

• Photo 13: Southern view of soil boring location SB-15 during line clearance (10/21/2010).

• Photo 14: View looking west towards installation of SB-32 (10/22/2010).

Photo 15: View looking west towards installation of SB-36 (10/22/2010).

• Photo 16: View looking north towards installation of soil boring SB-40, east of neighborhood (10/22/2010).

geostrata
environmental consultants, inc.

• Photo 17: View looking south towards installation of SB-37 (10/22/2010).

• Photo 18: View looking east towards installation of SB-39 (10/22/2010).

• Photo 19: Water sampling equipment.

Photo 20: Water sampling station at MW-2

APPENDIX H

Field Notes

Location NCEL Date 10.18.10

Project / Client Monday

Sunny 80's

0639 Travel to Site
0705 on-site 2580030
On-site -
Cheri Kriegs - Geo Strats
Pete Schrs
Corpus Christi Gas - Jeff Jones
" " Gas Paul Fuchs
Omar Valdez - TCEQ
Mike Case - TCEQ
Robert Green - Geo Strats
Joel Jones - X Ray
Robert McCam - X Ray
Roger Farris - OSIC Locating
Joe Lopez - Vortex
Marcos Lopez - Vortex
Martin Casarez - Vortex
Ralph M Vortex
Robert Jaime Vortex
0730 Conducted H&S Briefing
at school meeting site
mobilize to decon area +
set up decon pad

Location NCEL Date 10.18.10

Project / Client (cont)

Note all samples mentioned on this page are collected by Cheri Kriegs
1030 MW-6 - set up at MW-6
1105 photo (1) looking west toward MW-6
photo (2) looking North toward MW-6
Decontaminated shovel with DI + isopropanol prior to start
two soil samples collected from this Monitoring well 01 + 02
sample SOMW-6 01 collected at
1115 0.5-2.5 feet bsg, in a silty clay, medium stiff + light greyish brown
OVM reading = 9 ppm
Sample SOMW-6 02 collected at
1126, 12.5-15 ft interval in a sandy clayey interval, light greyish brown
VOC sample collected with Encore sampler, TPH collected with plunger method + PAH collected into 4oz jars.
Well set to 25'-22.5 screen
2.5 ft riser = grade + 2.5 stickup

Location HCEI Date 10.18.10
Project / Client Continue

1535 collect Equipment Rinsate sample GW EB02 after decontamination of "shoes", using ASTM Type II Reagent grade Deionized water (RDI)
1700 Ambient air sample collected near SB 20. for VOC only using RDI as for equipment Rinsate sample
All samples collected by Geo Stata personal packaged in one cooler & transported to shipping company.
1800 off-site
1830 Arrive hotel 258044

Location HCEI Date 10/19/10
Project / Client Tuesday

0645 Travel to site 258044
0700 On-Site 258056
Conducted H&S Briefing
Attendees -
Cheri Kring, Geo Stata
Peter Schram
Robert Jones
Ralph Bartholomew
Marilyn Casarez
Joe Lopez
Vortex Crew
Gary Miller - EPA
Mike Cave
Omar Valdez
TCEQ
Late arrival - Bob Green - Geo Stata
Meeting Notes -
Discussed purge & sample of monitor well will proceed no sooner than 48 hrs after well completion. Development of well does not alter this spec. per Omar Valdez

Location NCEI Date 10.19.10

Project / Client 2001 Forecast Partly Cldy Tuesday Cont.

0800 set up at location MW-3
Note All samples noted in Book
are collected by Cheri Kring
0815 photo #(3) looking North Towards
location of MW-3
photo (4) looking south Towards MW-3
0825 James Comin Flint Hills on-site
0835 Suzie Canales on-site
Alongside Jim Haley with TCEQ
0853 Begin MW-3
water detected at 12' bsg
sample screening with FID (photo 02)
indicated low levels ranging
from 0.2 ppm to 2.9 ppm. Sample
at water Table interface ~~selected~~
selected for analysis per discussion w/
TCEQ Jim Haley
Sample analysis for SOMW-301
including VOC, TPH + PAH
1015 Joe Hay with Flint Hills on-site
Discussions with OMAR V. (TCEQ)
indicated that an 8 ft. seal
was recommended. Therefore the
well (MW-3) was completed

Location NCEI Date 10/19/10

Project / Client Tuesday

with 8 ft Riser + 15 ft Screen.
1140 Drillers off-site for Lunch
1230 Back on-site
Cleaning remains on-site to
secure well
1330 Locking well cap + Bollards
Set - load up + move to
~~MW-1~~ MW-2 chk
1400 on-site for ~~MW-1~~ MW-2
1430 finish Boring + Bagging samples
1455 EPA Gary Miller on-site +
Begin screening samples with
Detector 4 FID. Approved
1510 Samples selected by Mike Crow
& Omar V. (TCEQ) per protocol
~~SOMW~~-2 01 0-2.5' (7 ppm)
SOMW-2 02 12.5-15 (3 ppm)
↳ sample at water Table
interface.
Samples Analyzed for VOCs,
TPH, using Encore + power Step,
respectively, + PAH's

Location HCEI Date 10.19.10 (Tuesday)

Project / Client

1625 Ambient air field blank
GW FB 2 collected by
MW-1 & analyzed for VOCs
1645 Collected equipment Blnk
GW EB 03, analyzed for
VOC, TPH & PAH
1715 Augers decontaminated & begin
drilling out for MW-1 –
Note – Pete drilled (Bored)
port for sampling.
Omar, Mike & Craig off-site
1900 Attempt leave
Battery dead & getting a
jump.
21 30 CH2
~~1930~~ arrive Hotel
— Into city
1700 photo (5) looking south
at MW-2

Chris

Location HCEI Date 10/20/10 (Wednesday)

Project / Client

0635 Travel to Site
0700 Arrive Site 253 089
Begin planning & H&S
Briefing
Cheryl Cring
Rob Green } Geo Strat
Pete Schram
Vortex Crew / Robert Soine
Martin Cosares
Joe Lopez
Ralph Bartholomew
Omar Uzaldy
Mike Crow } TCEQ
Craig Miller EPA
Discussed plan to attempt
setting well with solid flight
if well stays open for
Pete's Crew
0813 on-site at MW-5 location
0835 Begin pushing samples
0845 Photo (6) view toward MW-5
looking west

Location HCEI Date 10.20.10

Project / Client Wednesday

0906 well bored to total depth
FID screening indicates
Low readings 1 - 2.9 ppm
sample selected for
Laboratory analysis, at
water Table interface only
so MW-5 01 (10-13'), for
VOCs, TPH + PAHs.
Note samples collected by C. Krieg
on these pages

1100 Well is completed (to 23')
with 8' Riser and Lockingcap
Bollards will be installed later

1130 mobilize to MW-7 location to
drill and well ~~AA~~

1220 Lunch Break

1300 Back on-site @ MW-4

1400 James Comer (Flint Hills) stops
by to discuss grabbing samples at
MW-2

1442 Arrive at MW-2

1445 collect water sample from well
prior to purging for Baseline.
Noted no moisture inside PVC casing

Location HCEI Date 10.20.10

Project / Client Wednesday
Hot / Sunny

1630 Collect ambient air sample
GW FB-3 @ MW-1 for
VOC analysis using Dionized
water (DI)

1700 collected equipment blank
sample using DI water
running over the "Shoes"
used during drilling

1950 Off-site

2010 Arrive Hotel 258 105

Location HCEI Date 10/21/10 Thursday

Project / Client

0635 Travel to Site 258/105
0700 on-site 258 117
Cheri King
Pete Schen } GeoStrata
Robert Joiner
Ralph Bartholomew
Marlin Casares } Vortex Crew
Joe Lopez
Omar Valdez } TCEQ
Mike Cann
Gary Miller — EPA
Bob Green - GeoStrata
0800 Arrive SB-2 location
Photo #(7) looking south at SB-2
0840 Suzie Canales on-site
0940 Arrive SB-3 location
photo #(8) view looking north at SB-3
1005 Sample at 10' wet - select 7.5-10'
Laboratory - samples 0-5' + 10-13' from SB-2 chosen for analysis for VOCs TPH + PAH
split (10-13') w/ EPA & MS/MSD
2T 0-5' intervals, James Cabrinovski PO

Location HCEI Date 10-21-10 Thursday

Project / Client

Sunny breezy

1150 at location SB-12
Sampled to water at 15' bsg
Selected 10-15' sample for analysis of VOC TPH + PAH
FID reading = 1.5 ppm, split w/ EPA
1200 photo #(9) Taken after boring SB-12 installed, view east
Break for lunch
1300 Back on-site
Begin SB-14 (east side of Floral St.) between Minn + Koepke)
Collected samples at 7.5-10' + 10-12.5' for analysis of VOC, TPH, PAH.
FID reading 1.5 + 0.8 ppm (respectively)
mobilize to SB-16 location
1440 first sample collected
1450 10-14' sample selected for analysis of VOC, TPH + PAH
1515 photo #(10) Taken after boring completed looking towards SB-16 looking south.
1545 Arrive at SB-19 location
collect sample in 15-19' - Turbid and analysis for VOC, TPH + PAH

Location ACEI Date 10.21.10

Project / Client Thursday

Split same sample w/ EPA.

1650 Travel to MW-1 to collect ambient air field blank (GWFB-4).

1715 Collected sample for VOC analysis

1720 Collected equipment blank GWEB-5 for analysis of VOCs, TPH + PAH

1810 Bob Green off-site to ship samples

1840 Chent Kring off-site 258 120

1900 Arrive hotel 258 132

Location ACEI Date 10.22.10

Project / Client FRIDAY

0630 Travel to site 258 132

0700 Arrive site 258 144

conduct H&S Briefing

Present: C. Kring, Pete Schroen, Rudy Arredondo, Bob Green — Geo Strat

Robert Jaime, Martin Cosares, Joe Lopez, Ralph Bartholow — Vortex

Gary Miller - EPA

Omar Valdez, Mike Cook — TCEQ

0750 Arrive location SB-32, N. side of Blocking

Selected Sample (10-15) ft for Analysis of VOC, TPH + PAH

Photo #11 looking east towards SB-32

0910 AT location SB-5, east side of Port St. at Hatch St.

Selected Sample at 5-10' + 10-15' for Analysis of VOC, TPH + PAH

photo #12 Looking east towards SB-5,

Location HCEI Date 10.22.10

Project / Client Friday

Note: highest FID reading observed at this location ranging from 1120 ppm to 3589 ppm. collected explosion vapor reading of 100% in Borehole + 0% in Ambient air at Borehole opening using MSA meter. collected Duplicate sample SOFD-6 with 5-10' sample

1040 Arrive at location SB-36 at Port + Sumner

1120 Photo #13 looking west towards SB-36
Photo #14 Grab in sample
Sample collected at 5-10' + Tend selected for analysis of VOC, TPH + PAH water at 11'

1230 collected Field blank GW FB 5@ SB-36 location for VOC analysis

1240 Break for Lunch

1315 Back on-site at location SB-37

1345 selected sample at 5-10' for analysis of VOC, TPH + PAH, FID - 0 ppm
Photo #15 looking South at SB-37

Location HCEI Date 10.22.10

Project / Client Friday

1430 at location SB-40, north side of Nuecas

1440 selected sample at (5-10') for analysis of VOC, TPH + PAH as well as Duplicate SOFD-7

1438 photo #16 looking north towards SB40

1552 at location SB-38, South side Nuecas between Port + Lexington

1611 Sample at 10-13, 0 ppm selected for analysis of VOC, TPH, PAH

1638 Photo #17 looking south toward boring location marker for SB 38

1645 at location SB-39, east side of Lexington north of Highway,

1657 photo #18 looking east towards SB 39
photo #19 looking south to SB 39

1658 Sample selected (10-14') for analysis of VOC TPH + PAH + MS/MSD
Note TCEQ Arnold has been with me since SB-36.
9-Drums soil generated
10-Drums water generated

2000 off-site

2300 Arrive office 258319

CONTENTS

PAGE	REFERENCE	DATE

Location _____ Date 10/17/10

Project / Client HILLCREST

Odometer Start 79 (TRIP)
Left office @ 700 PM
- in transit to CC
Best Western @ 10:30 PM
10/18/10

Odometer Start 225 (trip)
left motel @ 630
direct drive at job site

Safety Meeting @ 7 AM
- conducted by S. King (GEOSTRATA)

Staging Area @ 745 AM

Photo #1 @ staging area
looking ~~north~~ south @ air monitoring
station (AQ5)

Photo #2 @ staging area
looking north @ air monitoring
station (AQ3)

Location Campus Date 10/18/10

Project / Client HILLCREST

HECI-760-11

@ Staging Area setting up decon station, calibrating FID's, sorting sample containers.

FID Span gas 496-500
@ 8:50 AM
- calibrated in Saturday

Calibrate Scales #1 @ 9 AM
Span weight 49.96-50 g

Calibrate Scales #2 @ 910 AM
Span weight 50.00-50.01 g

Initial decon completed @ 948 AM

all Water
3 VOA'S (VOCS w/ HCl)
3 VOA'S (TPH w/ HCl)
2 500-ml amber PAH (ICE)

Location Campus Date 10/18/10

Project / Client HILLCREST

HECI-760-11

GW-EB-01 PVS 10/18/10 1011
Initial decon final rinse
Sampler - no split
3 VOA'S VOC'S (w/ HCl)
3 VOA'S TPH (w/ HCl)
2 500-ml Amber (ICE)
@ central decon area

Photo #3 PVS Eastern View of soil boring #33

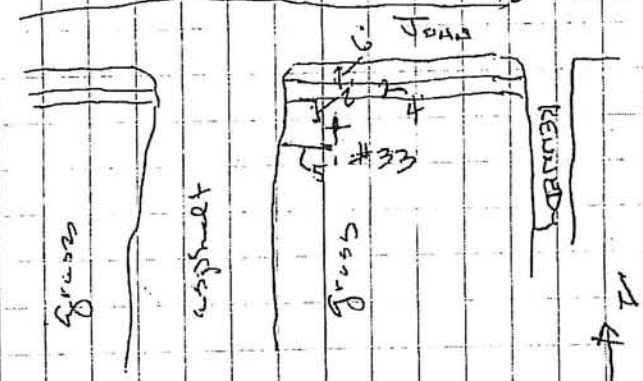

Photo #4 PVS Northern view of soil boring installation for soil boring #33

Location Hillcrest Date 10/18/10

Project / Client HECI-760-11

B-33 Started @ 1047

0-2.5 1049 Clay, black, stiff, friable, no plastic, black
0.5 ppm

2.5-5 1049 Clay, black, sl. lf friable, no plastic, black to dark brown
2.8 ppm

5-7.5 1056 Clay, sandy, silty, lt brown to tan, mod. stiff, sl. plastic, dry
6.0 ppm

7.5-10 1056 Clay, sandy, silty, lt. brown to tan, mod. stiff, sl. plastic, dry
3.6 ppm

10-12.5 1059 Clay, sandy, silty, AA, Sand, 9-9.5, unconsolidated fg, poorly sorted; Clay, 9.5-10 AA moist
2.8 ppm

12.5-15 1059 SAND AA; wet @ 13' BGS clayey, silty.
1.8 ppm

Location Hillcrest Date 10/18/10

Project / Client HECI-760-11

Photo #5 PUS N view of 0-5' of boring #33

Photo #6 PUS N view of 5-10 of boring #33

Photo #7 PUS N view of 10-15 of boring #33

Photo #8 PUS N view of 10-15 of boring #33

~~PID~~	FID	PID	
0-2.5	0.5	12.0	
2.5-5	2.8	12.7	
5-7.5	6.0	11.5	☆
7.5-10	3.6	11.6	
10-12.5	2.8	9.2	
12.5-15	1.8	9.9	☆

Location _____ Date _____

Project / Client _____

SO-SB33-01 ; SO-SB33-02

B-33 @ 5-7.5 B 33 @ 12.5-15

	Preload	after
Encore 1	15.89	+0.77
Encore 2	15.89	+0.77
Encore 3	15.90	+0.77

Photo #9 PUS N view of boring location #6.

SB-6

SO-SB6-01

Photo #10 PUS S view of core from 0-5

Photo #11 PUS S view of core from 5-10

Photo #12 PUS S view of soil boring #6 from NE corner of Broadway & Illinois

Location _____ Date _____

Project / Client _____

#6

0-2.5 1214 Clay, black, friable
35.8 ppm stiff, no plastic, dry

2.5-5 1214 Clay, sandy, silty, good, tan
19.8 ppm plastic, sli. stiff, moist

5-7.5 1219 Clay, sandy, tan, silty
32.3 ppm good plastic, wet @ 7.5' bgs

7-10 1219 Clay, tan, saturated
11.1 ppm

Sampled SB-6 @ 5-7.5
Owner declined sample @ 0-2.5

Sample SO-SB6-02 is used for sample @ 5-7.5

Location HECI - 760 - 11 Date 10/18/10

Project / Client HILLCREST

#6

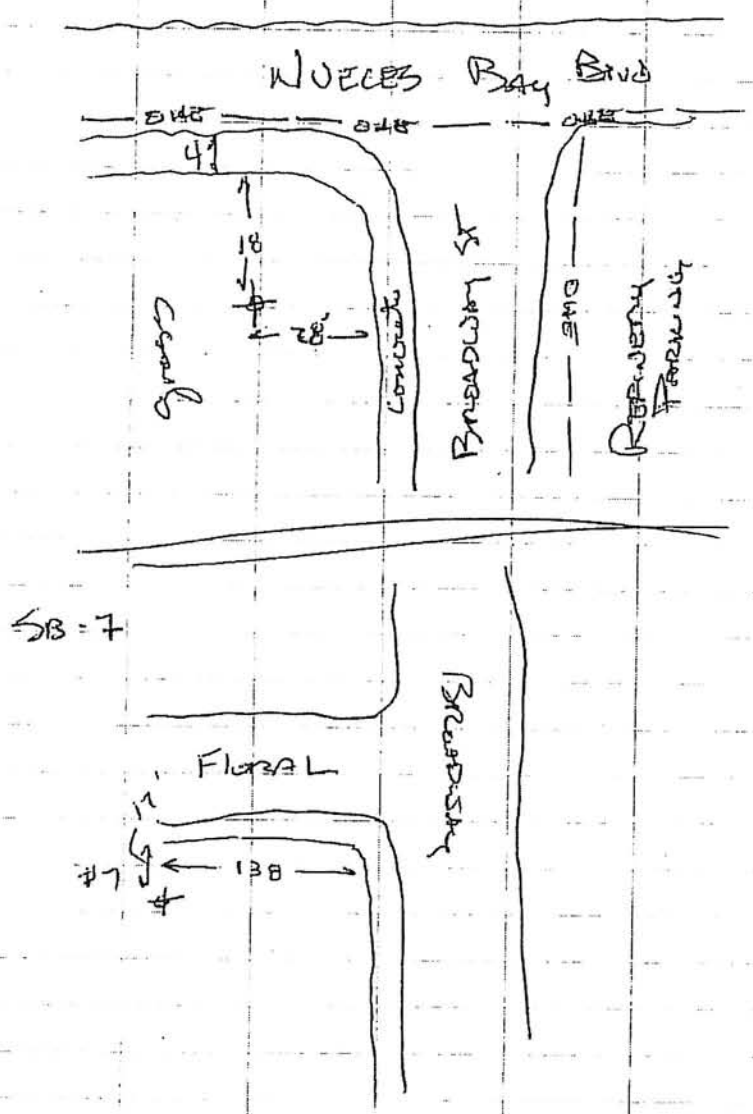

Location HECI - 760 - 11 Date 10/18/10

Project / Client HILLCREST

SB-7

0-2.5 1.7 ppm	1345	Clay, blk, friable, stiff, heavy organic material (peat) dry
☆ 2.5-5 3.8 ppm	1345	Clay, sandy, silty, black to tan, mottled,
5-7.5 0.4 ppm	1357	Clay, sandy, silty, tan to lt. brown, mod. plastic, dry
7.5-10 0.9 ppm	1357	Clay, sandy, silty, tan to lt. brown, mod. plastic, dry

NEXT PAGE

Photo 13 - RB3 W View of SB-7
Photo 14 - RB3 W View of SB-7
Photo 15 - RB3 W View of core @ 0-5
Photo 16 - RB3 " " @ 0-5

Location _____ Date 10/18/10

Project / Client 10 ~~5~~

#7

10-12.5 1.5 ppm	1407	clay, silty, sandy soft, mod. plastic, tan to brown, dry.
12.5-15 1.3 ppm	1409	clay AA, dry
15-17.5 1.8 ppm	1409	clay AA, dry
17.5-20 2.4 ppm	1409	clay AA, dry
20-22.5 1.9 ppm	1425	clay AA dry
* 22.5-25 1.5 ppm	1425	clay AA, ~~dry~~ wet

SO.SB7.01 @ 22.5-25'

SO.SB7.02 @ 2.5-5'

Location _____ Date 10/18/10

Project / Client _____

Photo 1532 N View of MW-3
Photo 1535 N View of MW-3

SB-20 (MS/MSD)

0-5 1.0 ppm	1526	clay, black to dk brown, sandy, silty, mod. firm poor plastic, dry
5-10 0.5 ppm	1532	clay, silty, sandy, good plastic, poorly firm, dry
10-15 1.3 ppm	1540	sand, clayey, silty, uniform, saturated, saturated @ 13' BGS

Photo 1534 S View of core 0-5 AVS
Photo 1533 S View of core 0-5 AVS
Photo 1332 S View of core 5-10
Photo 1331 " " " 5-10
Photo 1330 " " " 10-15
Photo 1329 10-15

Location _____ Date 10/18/10

Project / Client _____

DUP · SO.FD.1 = SB-20 @ 10-15'

Return to motel @ 6 PM

GW-EB-01	10/18/10	1011 (Equip Blank)
SO-SB33-01	10/18/10	1056 (5-7.5)
SO-SB33-02	10/18/10	1056 (12.5-15)
SO-SB6-01	10/18/10	1219 (5-7.5)
SO-SB7-02	10/18/10	1345 (2.5-5)
SO-SB7-01	10/18/10	1425 (22.5-25)
SO-SB20-01	10/18/10	1540 (10'-15')

Location HCEI-760-SL-11 Date 10/19/10

Project / Client HUNTERS

6:45 AM
Odometer Start 254.5 (TRIP)
Calibrate PID (span 499.4)
7:00 AM Safety Meeting

Photo #1529 N View of soil boring location #SB-8 @ 7:51 (PUS)
Photo #1528 - N View of hand probe SB-8

SB-8 [SO-SB-8]

Began drilling @ 8:06

0-2.5	8:06	Clay, sandy, silty, v. stiff, poor plastic, lt. brown-tan, dry
0.0 ppm		
2.5-5	8:06	Clay-A1, dry
0.0 ppm		
5-7.5	8:12	Clay, off white-tan, v. stiff, poor plastic, sandy silty, dry.
0.0 ppm		
7.5-10	8:12	Clay-A1 dry.
0.3 ppm		

Location HCEI-760-SL-11 Date 10/19/10

Project / Client

Photo 1527 Z View of 0-5 core
Photo 1526 Z View of 0-5 core
Photo 1525 Z View of 5-10 core
Photo 1524 Z View of 5-10 core
Photo 1523 Z View of 10-15 core
Photo 1522 Z View of 10-15 core
Photo 1521 Z View of 15-20 core
Photo 1520 Z View of 15-20 core

10-12.5 817 Clay, tan to light brown
0.8 ppm v. stiff, poor plastic, dry

12.5-15 817 Clay AA, v. sandy @ 12.5-13,
0.0 ppm dry

15-17.5 822 Clay, sandy AA, dry
0.6 ppm

17.5-20 822 Clay, grading into Sand
0.0 ppm poorly sorted, fg,
Saturated @ 19' BGS

SO-SB-8-01 10/19/10 822 17.5-20

Location HCEI-760-SL-11 Date 10/19/10

Project / Client

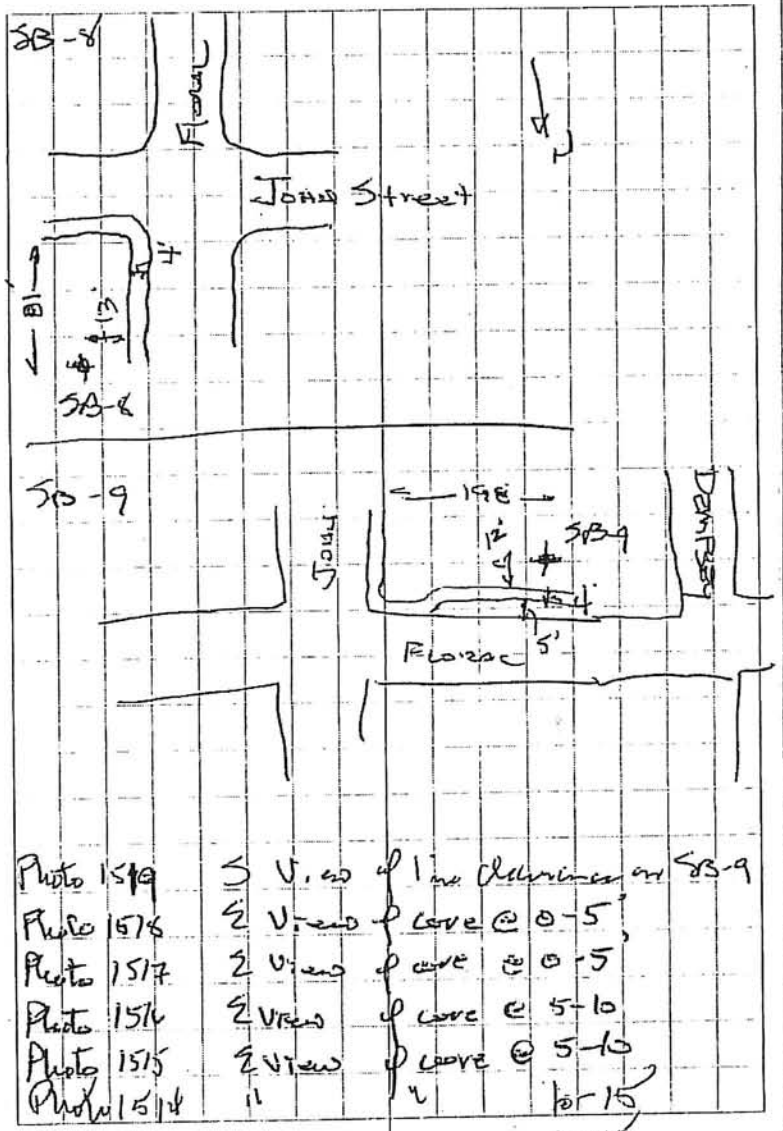

Photo 1519 Z View of line delineation on SB-9
Photo 1518 Z View of core @ 0-5
Photo 1517 Z View of core @ 0-5
Photo 1516 Z View of core @ 5-10
Photo 1515 Z View of core @ 5-10
Photo 1514 " " 10-15
Photo 1513 10-15

Location HCEI - 760.SL.11 Date 10/19/10

Project / Client

SB-9

0.25 1.4 ppm	912	Clay, black, dark brown, v. stiff, friable, silty, sandy dry
2.5-5 1.5 ppm	916	Clay A/A - dry
5-7.5 1.0 ppm	922	Clay, sandy, silty, v. stiff, poor plastic, dry
7.5-10 0.7 ppm	922	Clay A/A - dry
~~10-12.5~~	~~928~~	~~Clay, sandy, silty, v. stiff poor plastic, dry~~
~~12.5-15~~	~~928~~	~~Clay A/A dry~~
10-12.5 1.1 ppm	932	Clay, sandy, silty, soft, mod-plastic, moist, tan
12.5-15 1.1 ppm	932	Sand, clayey, silty, unconsol. tan, fg, poorly sorted wet location @ 14'

Location HCEI - 760.SL.11 Date 10/19/10

Project / Client

So SB901 10/19/10 932 (12.5-15)

~~So SB902 10/19/10 912 (2.5-5)~~

SB-10

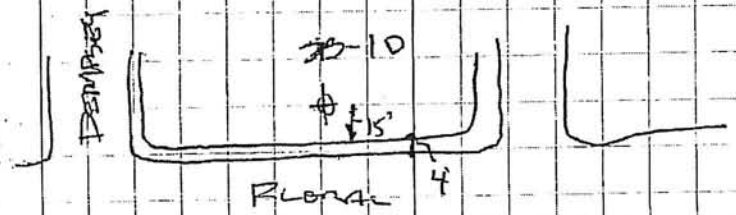

Photo	1512	2 views of SB5-10
Photo	1511	2 views of core @ 0-5
Photo	1510	2 views of core @ 0-5
Photo	1509	2 views of core @ 5-10
Photo	1508	2 views of core @ 5-10
Photo	1507	2 views of core @ 10-15
Photo	1506	2 views of core @ 10-15
Photo	1505	2 views of core @ 15-20
Photo	1504	2 views of core @ 15-20

Location HCEI · 760 SL · 11 Date 10/19/10

Project / Client

SB-10

0-2.5' 0.9 ppm	1042	clay, sandy, silty, v. stiff, poor plastic, lt brown dry
2.5-5 1.4 ppm	1042	clay, AA, dry
5-7.5 2.0 ppm	1051	Clay, sandy, silty, v. stiff, lt. brown, poor plastic dry
7.5-10 1.1 ppm	1051	Clay AA dry
10-12.5 1.3 ppm	1055	Clay, sandy, silty, v. stiff poor plastic, lt. brown dry.
12.5-15 0.8 ppm	1055	clay, silty, v. stiff, mod. plastic, lt. brown, moist.
15-17.5 0.4 ppm	1100	clay, silty, sandy, v. stiff, poor plastic, lt. bro
17.5-20 1.2 ppm	1100	clay sandy moist

Location HCEI · 760 · SL · 11 Date 10/19/10

Project / Client Hillcrest

So. SB-10.01 10/19/10 1106 (17.5-20)

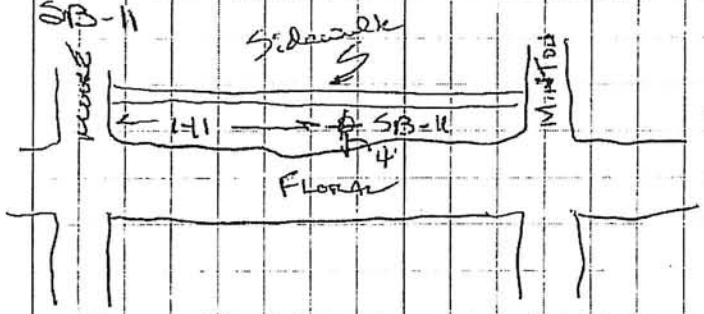

Photo 1503 S view of SB-11 (AB3)
~~Photo 1502~~
~~Photo 1501~~
Photo ~~[illegible]~~
Photo ~~[illegible]~~
Photo ~~[illegible]~~
Photo ~~[illegible]~~
Photo ~~[illegible]~~

~~Moved~~ ff SB-4 to Sample MW-1

Location HCEI - 760 - SL - 4 Date 10/19/10

Project / Client HILLCREST

SB-11

0-2.5

2.5-5

5-7.5

7.5-10

10-12.5

12.5-15

PAGE LEFT BLANK INTENTIONALLY

Location Date

Project / Client

PAGE LEFT BLANK INTENTIONALLY

Location ACEI - 760 - SL - 4 Date 10/19/10

Project / Client Airgas

MW-1



Photo 1502 E view of clearance at MW-1
Photo 1501 W view of core at 0-5
Photo 1500 W view of core at 0-5
Photo 1499 W view of core at 5-10
Photo 1494 " " " @ 5-10
Photo 1497 " " " @ 10-15
Photo 1496 " " " @ 10-15
Photo 1495 " " " @ 15-20
Photo 1494 " " " @ 15-20
Photo 1493 " " " @ 20-25
Photo 1492 " " " @ 20-25

Riser 9 ft
Screen 15 ft
Stickup

Location ACEI - 760 - SL - 01 Date 10/19/10

Project / Client Airgas

MW-1

0-5 0.8 ppm	1340	Clay, silty, sl. sandy, v. stiff, poor plastic, dark gray to brown, dry
5-10 2.0 ppm	1343	Clay, silty, sandy v. stiff, poor plasticity, tan to lt brn dry
10-15 1.0 ppm	1346	Clay (10-12) Ad, moist, sand clay, silt, unconsolidated, tan to light brown WET @ 14'
15-20 4.2 ppm	1353	Sand, clayey, silty, poor sorting, unconsolidated, tan to light brown. Saturated.
20-25 4.8 ppm	1358	Sand DA Saturated

Location HCE1-760-SL-4 Date 10/19/10

Project / Client [illegible]

Dup-2 (SO-FD-2) collected at MW-1 @ 10'-15'

SO-MW1-01 10/19/10 1346 (10'-15')
SO-MW1-02 10/19/10 1353 (15'-20')
~~SO-MW1-02 10/19/10 1353 (15'-20')~~
~~MS/MSD~~
SO-MS/MSD-02 10/19/10 1353
from MW-1 @ 15'-20'

Location HCE1-760-SL-4 Date 10/19/10

Project / Client [illegible]

SB-13

Photo P

	1491	Z. Video of location
	1490	ZV core @ 0-2.5'
	1489	Z video core @ 0-2.5'
	1488	Z video core @ 2.5'-5'
	1487	Z video core @ 2.5'-5'
	1486	Z video core @ 5-7.5'
	1485	@ 5-7.5'
	1484	@ 7.5'-10
	1483	@ 7.5'-10
0-2.5' 0.6 ppm	1539	Clay black dry
2.5-5 0.3 ppm	1539	Clay, tan-brown, stiff
5-7.5' 0.1 ppm	1543	Clay, tan, stiff, sandy
7.5'-10 0.2 ppm	1543	Clay tan, dry
10-12.5' 0.8 ppm	1557	Clay, v. sandy, moist
12.5-15 0.2 ppm	1557	PID @ 14' Sand, wet

Location HCEI-760-SL-4 Date 10/19/10

Project / Client HALLCREST

20-SB1301 10/19/10 1557 (12'-15')

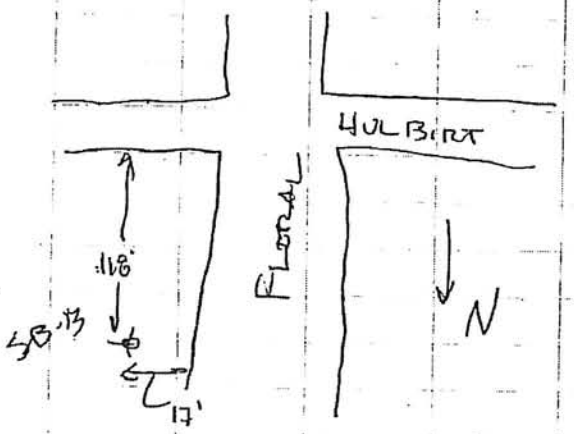

Arrived back at motel @ 6:30 PM

Location HCEI-760-SL-4 Date 10/20/10

Project / Client HALLCREST

Arrive location @ 7AM
Safety meeting
Calibrate PID (Span 512.7)

MW-4

Photo 1484 S view of location
1483 S view of location
1482 S view of core 0-2'
1481 " " " 0-2'
1480 " " " 2'-5'
1479 " " " 2'-5'
1478 " " " 5'-7'
1477 " " " 5'-7'
1476 " " " 7'-10'
1475 " " " 7'-10'
~~1474 " " " 10'-12'~~
~~1473 " " " 10'-12'~~
~~1472 " " " 12'-15'~~
~~1471 " " " 12'-15'~~

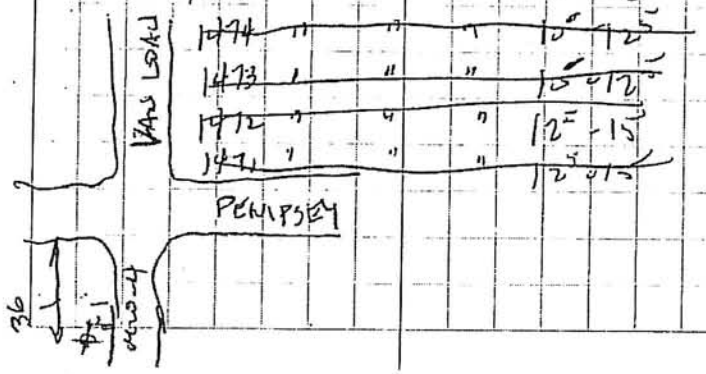

Location HCBI · 760 · SC · 11 Date 10/20/10

Project / Client Hillcrest

MW-4

0-2.5 0.5 ppm	821	Clay, black to brown stiff, homogeneous organics dry
2.5-5.0 0.0 ppm	821	Silt @ 4.5; Clay, lt brown to tan, v. stiff, to soft. dry, poor to good plastic
5.0-7.5 0.0 ppm	824	Sand, poor grading (sorting) tan, fg, saturated wet @ 6
7.5-10 0.0 ppm	824	Sand AA to 9' Bgs, clay @ 9-10, Clay, tan, v. stiff, poor plastic, wet
10-12.5 0.0 ppm	830	Sand AA to 11.5-12, Clay, tan, v. stiff, poor-med plastic, wet.
12.5-15 0.0 ppm	830	Clay to 14-14.5 ft, Sand tan-gray, fg, poorly sorted, wet.
15-17.5 0.0 ppm	837	Sand (15-16); Clay. v. stiff tan, med, plastic wet
17.5-20 0.2 ppm	837	Sand, clayey, silty, fg poorly sorted, wet

Location HCBI · 760 · SC · 11 Date 10/20/10

Project / Client HILLCREST

So · MW4 · 02 10/20/10 8:30 (10-12.5)
8 containers
Riser & ft Screen = 12.5 fluids
Recon auger after attempting to set well w/ solid flight auger - too much flowing sand

finished at location @ 9:47 AM

MW-7 10/20/10

Photo	1474	Sleeve of MW-7			
Photo	1473	W	View of core		0-5
	1472	"	"	"	0-5
	1471	"	"	"	5-10
	1470	"	"	"	5-10
	1469	"	"	"	10-15
	1468	"	"	"	10-15
	1467				
	1466				

Location HCEI.760.SL.11 Date 10/20/10

Project / Client Hillcrest

MW-7

0-2.5 1041 Clay, tan, mod. stiff, good plastic, dry-moist
0.0 ppm
Rep? (loose)

2.5 1041 clay, tan, mod. stiff good plastic, dry-moist
0.0 ppm
Rep? (loose)

5-7.5 1050 clay, tan sandy, silty, mod. stiff, good plastic dry
0.0 ppm

7.5-10 1050 Clay AA, dry
0.0 ppm

10-12.5 1055 Clay AA, dry-moist
0.0 ppm Sand c lt wet, fg. consolidated, clayey

12.5-15 1055 Sd, tan, clayey, silty, poor stiff, mod plastic saturated
0.0 ppm

15-17.5 1100 Sd AA wet
0.0 ppm

17.5-20 1100 Sd AA, wet, slightly more clay rich @ 19-20.
0.0 ppm

Location HCEI.760.SL.11 Date 10/20/10

Project / Client Hillcrest

MW-7 (cont.)

20-22.5 1110 Sd AA wet
0.0 ppm
Riser 8 ft
Screen 15 ft
flush mount

22.5-25 1110 Sd, AA, wet
0.0 ppm

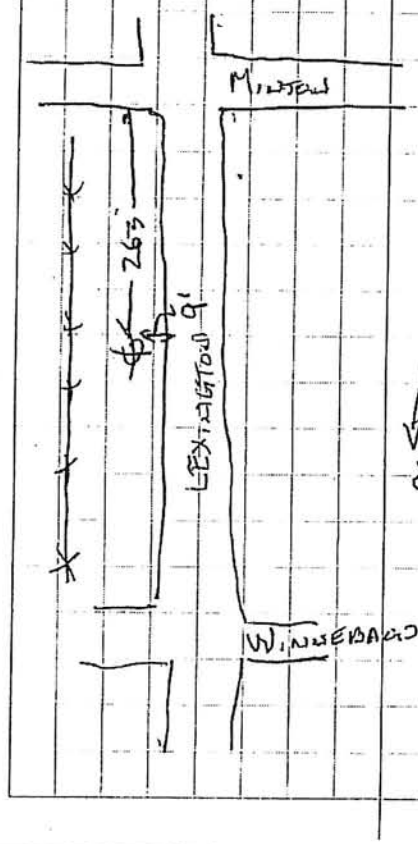

Location HCEI-760-SL-11 Date 10/20/10

Project / Client Hillcrest

So MW701 10/20/10

Broke for lunch @ 1220
Returned location @ 1300

MW-8

Photo 1465 N View of MW-8
1464 N View of core 0-2.5
1463 " " " " 0-2.5
1462 " " " " 2.5-5
1461 " " " " 2.5-5
1460 " " " " 5-7.5
1459 " " " " 5-7.5
1458 " " " " 7.5-10
1457 " " " " 7.5-10
1456 " " " " 10-12.5

MW8 Riser ~~15~~ 5
Screen ~~15~~ 15
flush mount

Location ACEI-760-SL-11 Date 10/20/20

Project / Client Hillcrest

MW-8

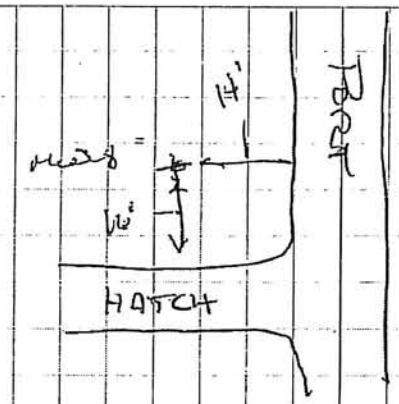

0-2.5 1426 Clay, dark brown, friable,
0.3 ppm v. stiff, no plastic, dry

2.5-5 1426 Clay, silty, sandy, tan
0.3 ppm v. stiff, poor plastic, dry

5-7.5 1432 Clay AA, dry
0.3 ppm

7.5-10 1432 Clay AA dry to 9'; Clay,
0.1 ppm tan, sandy, silty, good
plasticity, moist.

10-12.5 1435 Sandy, silty, clayey, soft,
0.0 ppm fg, saturated

Location HCEI - 760 - SL - 11 Date 10/20/10

Project / Client Hillcrest

*

12^{5}-15 139 ppm	1435	sand, changing, silty, fg, consolidated, good plasticity, heavy gray staining & diesel odor @ 14-15 feet BGS
15-17^{5} 83 ppm	1442	sand, changing, silty, fg, unconsolidated, good plasticity, heavy gray staining & diesel odor
17^{5}-20 10.4 ppm	1442	Sand AA Saturated

SO MW-8-01	10/20/10	1432	(7^{5}-10)
SO MW8-02	10/20/10	1435	(10-12^{5})
SO MW8-03	10/20/10	1435	(12^{5}-15)

1725 FID 0.4-2.4 ppm @ MW-1
all ambient readings

1730 FID 0.9-1.8 ppm @ MW-2
all ambient readings

Location HCEI - 760 SL - 11 Date 10/20/10

Project / Client Hillcrest

PAGE LEFT BLANK INTENTIONALLY

Location HCE1 · 760 · SL · 4 Date 10/22/10

Project / Client Hillcrest

Odometer start 325.8 (Trip)
Calibrate PID (495-501 span)
Safety meeting

SB-1

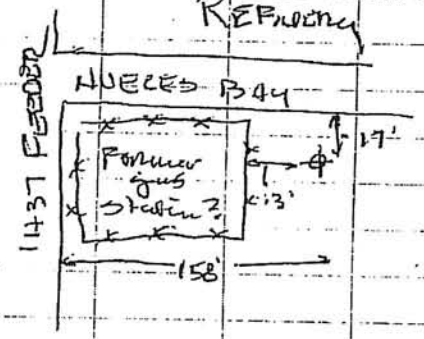

Photo 1456 N view of SB-1 location
1455 W view of core @ 0-5
1454 W view of core @ 0-5
1453 W view of core @ 5-10
1452 W view of core @ 5-10
1451 W view of core @ 10-15
1450 W view of core @ 10-15

Location HCE1 · 760 · SL · 4 Date 10/22/10

Project / Client Hillcrest

SB-1

0-2.5	809	Clay, black, v. stiff,
0.7 ppm		no plasticity, sl. sandy,
		dry, friable
2.5-5	809	clay, dark brown, silty,
0.0 ppm		sandy, friable, v. stiff,
		no plastic, dry
5-7.5	810	Clay, tan, silty sandy,
7.3 ppm		fair plastic, med. firm,
		dry
7.5-10	810	Clay, tan tt, dry
45.1 ppm		
10-12.5	812	Sand, clayey v. silty,
47.2 ppm		unconsolidated to firm, fair
		plastic, moist
12.5-15	812	Sand, slightly clay, sl. silty,
132.7 ppm		unconsolidated, tan, fg.,
		poor sorting, saturated
		at 14.5 feet, dark gray
		staining, strong diesel
		odor, oily

Location HCEI-760-SL-4 Date 10/21/10

Project / Client HILLCREST

SB 1

So SB1 01 10/21/10 812 (12.5-15) [8]

So FD 04 10/21/10 1300 (12.5-15) [8]

taken @ SB-1 @ 12.5-15

SB 26

Photo 1449 W view of SB-26

1448 W view of core 0-5

1447 " " " 0-5

1446 " " " 5-10

1445 " " " 5-10

1444 " " " 10-15

1443 " " " 10-15



Location HCEI-760-SL-4 Date 10/21/10

Project / Client Hillcrest

SB-26

0-2.5 0.0 ppm	918	Clay, silty, blk grading to lt. brown, sl. sandy, mod stiff fair plastic, dry.
2.5-5 0.0 ppm	918	Clay, silty, sandy, tan to lt. brown, mod. stiff, fair plastic, dry.
5-7.5 0.0 ppm	925	Clay, tan to lt. brown, v. stiff, no plastic, silty, sl. sandy, dry
7.5-10 0.0 ppm	925	Clay AA dry
10-12.5 0.0 ppm	930	Clay, sandy, silty, mod firm, poor plastic, dry
12.5-15 0.0 ppm	930	Sat. wet @ 14' Clay 12.5-13 AA dry; sd 13-15 fg, tan, poorly sorted, wet at 14'.

So SB2601 10/21/10 930 (12.5-15.0) [8]

So SB2602 10/21/10 918 (0-2.5 RCRA 8 only) [1]

Location HCEI-TLO-SL-11 Date 10/21/10

Project / Client HHI crest

SB-11 (see page 21 for site plot)

Photo	1443	S view of SB-11			
	1442	E view of core 0-5			
	1441	E view of core 0-5			
	1440	"	"	"	5-10
	1439	"	"	"	5-10
	1438	"	"	"	10-15
	1437	"	"	"	10-15
	1436	"	"	"	15-20
	1435	"	"	"	15-20

So SB11 01	10/21/10	1058	(5-7.5)	[8]
So SB11 02	10/21/10	1110	(15-17.5)	[8]

Location HCEI-TLO-SL-11 Date 10/21/10

Project / Client HHI CREST

SB-11

0-2.5 1053 Clay, blk to dark brown, friable
0.0 ppm v. stiff, poor plasticity, dry

2.5-5 1053 Clay, dark brown grading to tan,
43.3 ppm v. stiff, poor plasticity, sandy silty, dry

5-7.5 1058 Clay, silty, sandy, tan to
125.4 ppm lt. brown, mod. stiff, mod. plasticity, dry

7.5-10 1058 Clay, Sd dry.
25.7 ppm

10-12.5 1103 Clay, sandy, silty, tan to
0.0 ppm lt. brown, mod stiff, mod. plasticity, dry

12.5-15 1103 Clay, Sd, moist.
0.0 ppm

15-17.5 1110 Sd, clayey, silty, fg, (unconsolidated)
0.0 ppm poorly sorted, saturated @ 15' feet BGS

17.5-20 1110 Sd. Sd, wet
0.0 ppm

Location ACEI 760 SL-11 Date 10/21/10

Project / Client Hancock

SB-15

0-2.5	1340	Clay, black, silty, fine sand, stiff, no plastic dry.
0.0 ppm		
2.5-5	1340	Clay AA dry
0.0 ppm		
5-7.5	1348	Clay, silty, sl. sandy, tan to lt. brown, v. stiff, poor plastic dry
0.0 ppm		
7.5-10	1348	Clay AA, dry
0.0 ppm		
10-12.5	1352	Clay AA, dry
0.0 ppm		
12.5-15	1352	Sand, silty, clayey, fg., poorly sorted, tan Saturated at 13' BGS
0.2 ppm		

Location ACEI 760 SL-11 Date 10/21/10

Project / Client Hancock

SB-15

Photo	1434	Sunset of SB-15
	1433	Sunset of core 0-5
	1432	Sunset of core 0-5
	1431	5-10
	1430	5-10
	1429	10-15
	1428	10-15

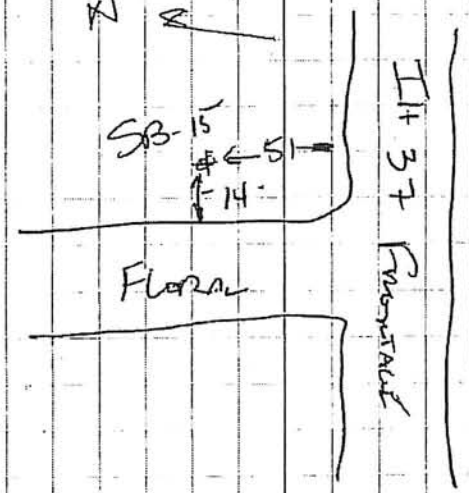

SO SB-15 01 10/21/10 1352 (12.5-15)
[8]

Location HCEI · 760 · SL · 11 Date 10/21/10

Project / Client HILLCREST

SB-17

Photos 1427 W view of SB 17
1426 W view of core 0-5
1425 " " " 0-5
1424 " " " 5-7.0
1423 " " " 5-7.0
1422 " " " 10-15
1421 " " " 10-15

→ N



Location HCEI · 760 SL · 11 Date 10/21/10

Project / Client HILLCREST

SB-17

0-2.5 0.0 ppm	1443	Clay, black grading to gray, v. stiff, poor plastic, sl. silty dry
2.5-5 0.0 ppm	1443	Clay, gray to tan, silty sandy, v. stiff, sl. plasticity dry
5.7.5 0.0 ppm	1446	Clay, silty, sandy, tan, v. stiff, mod. plastic dry
7.5-10 0.0 ppm	1448	Clay AA, dry
10-12.5 0.0 ppm	1450	Clay AA dry
12.5-15 0.0 ppm	1456	Sand @ 13', fg, tan, poor sorting, mod. plasticity, wet at 14' BGS

SB1701 10/21/10 1456 (12.5-15) [8]

Location HCEI-760-SL-4 Date 10/21/10

Project / Client Hillcrest

SB-18

Photo 1419 W view of boring SB-18
1418 W view core 0-5
1417 W view core 0-5
1416 " " " 5-10
1415 " " " 5-10
1414 " " " 10-15
1413 " " " 10-15

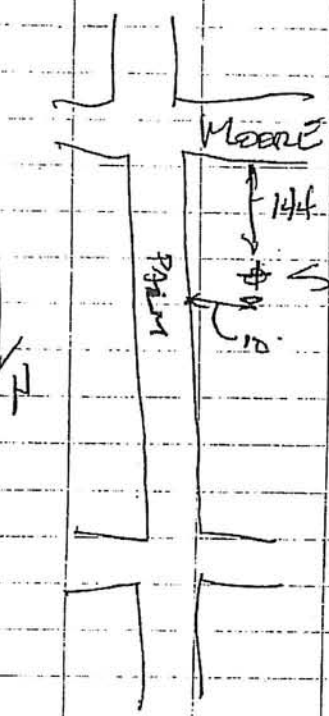

Location HCEI-760-SL-4 Date 10/21/10

Project / Client Hillcrest

SB-18

0-2.5 1543 Clay, blk to dark gray, friable, v. stiff, poor plasticity, dry
0.0 ppm

2.5-5 1543 Clay, dk gray to lt. gray, mod. stiff, good plasticity, dry
0.0 ppm

5-7.5 1547 Clay, sandy, silty, tan to lt. brown, mod. stiff, poor-fair plasticity, dry
0.0 ppm

7.5-10 1547 Clay, A.A. dry.
0.0 ppm

10-12.5 1555 Clay, sandy, silty, tan to lt brown, mod. stiff fair plasticity, moist
0.0 ppm

12.5-15 1555 Sand, clayey, silty, fg., poor sorting, good plasticity mod. uncompacted. Saturated at 13.5 feet.
0.0 ppm

SO SB1801 10/21/10 1555 (12.5-15) [8]
SO FD05 10/21/10 1200 (12.5-15) [8]
Dup @ 12.5-15

Location HCEI · 762 · SL · 11 Date 10/22/20

Project / Client Hillcrest

Odometer Start: 399.5 (TRIP)
Safety Meeting
Calibrate PID

SB-21

Photo 1412 E view of boring SB-21
1411 E view of core 0-5
1410 " " " 0-5
1409 " " " 5-10
1408 " " " 5-10
1407 " " " 10-15
1406 " " " 10-15
1405 " " " 15-20
1404 " " " 15-20

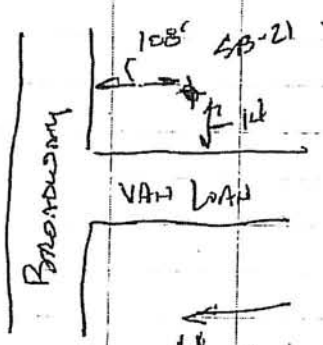

Location HCEI · 762 · SL · 11 Date 10/22/20

Project / Client Hillcrest

SB-21

0-2.5 0.0 ppm	800	Clay, dark, heavy organics friable, st. ft, no plasticity dry
2.5-5 0.0 ppm	800	Clay, silty, sandy, mod. st. ft, good plastic, dark gray to brown, dry
5-7.5 0.0 ppm	805	Clay, silty, sandy, tan to buff, mod. st. ft, poor plastic dry
7.5-10 0.0 ppm	805	Clay AA dry
10-12.5 0.0 ppm	804	Clay AA, dry
12.5-15 0.0 ppm	809	Clay, silty, sandy, tan to buff, v. st. ft, mod plastic moist
15-17.5 0.0 ppm	821	Clay AA to 16.5, SD, tan, fine grained unconsolidated poor sorting, moist
* 17.5-20 1.1 ppm	821	Sand, fg, AA saturated at 18.5 feet BLS

Location HCEI. 760. SL. 4 Date 10/22/10

Project / Client Hillcrest

SOSB2101 10/22/10 821 (17.5-20) [8]

SB-4

Photo 1403 E view of boring
1402 E view of core 0-5
1401 " " " 0-5
1400 " " " 5-10
1399 " " " 5-10
1398 " " " 10-15
1397 " " " 10-15
1396 " " " 15-20
1395 " " " 15-20



Location HCEI. 760. SL. 4 Date 10/22/10

Project / Client Hillcrest

SB-4

0-2.5 940 0.0 ppm	Clay, black grading to dark brown, friable, stiff to med. plasticity, dry
2.5-5 940 0.0 ppm	Clay, brown grading to lt. brown, v. stiff, poor plasticity, sandy silty dry.
5-7.5 944 0.0 ppm	Clay AA, dry
7.5-10 944 0.0 ppm	Clay, lt brown to buff, sandy, silty, v. stiff, poor plasticity, dry
10-12.5 949 0.0 ppm	Clay AA dry
12.5-15 949 0.0 ppm	Clay, more sandy, soft Good plastic, tan to buff, moist at 14' BGS
* 15-17.5 954 0.0 ppm	Sand, fg, unconsolidated, silty, clayey, poor sorting, saturated at 15'
17.5-20 954 0.0 ppm	Sand AA wet to 19'; clay, sandy, silty, mod. stiff, mod plasticity, wet.

Location HCST-760-SL-4 Date 10/22/10

Project / Client HILLCREST

SD SB 401 | 10/22/10 | 954 (15-17.5)

KAPOK - African

SB-23

Photo 1395 W view of bary SB23
1394 N view. Place 0-5
1393 " " " 0-5
1392 " " " 5-10
1391 " " " 5-10
1390 " " " 10-15
1389 " " " 10-15
1388

View Lower

Hillcrest

SB23

Location HCST-760-SL-14 Date 10/22/10

Project / Client HILLCREST

SB-23

0-2.5	1120	Clay, black to dark brown,
0.0 ppm		stiff, poor plasticity, mod. friable, dry
2.5-5	1120	Clay, ~~sandy~~, sandy, silty,
0.0 ppm		v. stiff, poor plasticity, dry, tan
5-7.5	1124	Clay, sandy, silty, v. stiff
0.0 ppm		poor plasticity, tan to light brown, dry
7.5-10	1124	Clay, sandy, silty, mod.
0.0 ppm		stiff, good plasticity, tan to lt. brown, moist
10-12.5	1128	Clay, sandy silty, mod.
0.0 ppm		stiff, good plasticity, tan, moist
12.5-15	1128	Sand, tan, clayey, silty,
0.0 ppm		unconsolidated, good plasticity, saturated at 14' BGS.

SD SB2301 | 10/22/10 | 1128 [0] (12.5-15)

Location HCEI.760.SL.4 Date 10/22/10

Project / Client Hillcrest

SB-25

Photo 1387	S view of location			
1386	E view of core			0-5
1385	"	"	"	0-5
1384	"	"	"	5-10
1383	"	"	"	5-10
1382	"	"	"	10-15
1381	"	"	"	10-15

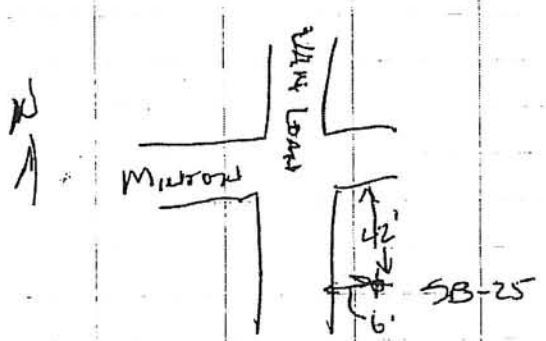

Location HCEI.760.SL.4 Date 10/22/10

Project / Client Hillcrest

SB-25

0-2.5 0.0 ppm	1300	Clay, black to dark brown, friable, mod. stiff, poor plasticity, dry
2.5-5 0.0 ppm	1300	Clay, tan to buff, v. stiff, poor plasticity, sandy, silty, dry
5-7.5 0.2 ppm	1304	Clay AA dry
7.5-10 0.0 ppm	1304	Clay AA, dry
10-12.5 0.0 ppm	1308	Clay AA dry; Sd @ 11, clayey, silty, consolidated, fg. angular tan
12.5-15 0.0 ppm	1308	Sd., fg. tan, silty, clayey unconsolidated, wet @ 14'

SB0SB2501 10/22/10 1308 (12.5-15) [8]

Location HCBT-760-SL-U Date 10/22/00

Project / Client Hillcrest

SB-27

Photo 1381 Σ view of location
1380 N view of core 0-5
1379 " " " 0-5
1378 " " " 5-10
1377 " " " 5-10
1376 " " " 10-15
1375 " " " 10-15



Location HCBT-760-SL-U Date 10/22/00

Project / Client Hillcrest

SB-27

0-2.5	1428	Clay, blk to dk gray,
0.0 ppm		friable, v. stiff, poor
		plasticity, dry
2.5-5	1428	Clay, dk gray to tan, stiff,
0.0 ppm		sli. plasticity, sandy, silty
		dry
5-7.5	1430	Clay, tan to lt brown, silty,
0.0 ppm		sandy, v. stiff, poor
		plasticity, dry
7.5-10	1430	Clay AA, dry
0.0 ppm		
10-12.5	1435	Clay AA, dry to 11.5' ft;
0.0 ppm		Sand, tan, fg, clayey silty
		unconsolidated, moist
12.5-15	1435	Sand, fg, clayey silty,
0.0 ppm		unconsolidated, saturated
		@ 13.5 feet BGS

SOSB2701 10/22/00 1435 (12.5-15) [8]

Location HCEI . 760 . SL . 3 Date 10/22/10

Project / Client HILLCREST

SB-29

Photo	1374	E View of Location			
	1373	N View of Core			0-5
	1372	"	"	"	0-5
	1371	"	"	"	5-10
	1370	"	"	"	5-10
	1369	"	"	"	10-15
	1368	"	"	"	10-15



Location HCEI . 760 . SL . 11 Date 10/22/10

Project / Client HILLCREST

SB-29

0-2.5	1527	Clay, black to dark brown, friable,
0.0 ppm		v. stiff, poor plasticity, dry,
2.5-5	1527	clay, sandy, silty, dark brown
0.0 ppm		to tan, stiff, poor plasticity, dry
5-7.5	1532	clay, sandy, silty, tan to
0.0 ppm		brown, v. stiff, mod. plastic. dry.
7.5-10	1532	Clay, A.A, dry
0.0 ppm		
10-12.5	1536	Clay, sandy, silty, soft,
0.0 ppm		good plasticity, tan to
		mottl, moist.
12.5-15	1538	Sand, fg, clayey, silty,
0.0 ppm		unconsolidated, tan,
		saturated at 14' feet.

SB SB2901 10/22/10 1538 (12.5-15) [8]

Location HCEI · 760 · SL · 11 Date 10/22/10

Project / Client HILLCREST

SB-28

Photo	1367	5 views of location		
	1366	5 views of core		0-5
	1365	" " "		0-5
	1364	" " "		5-10
	1363	" " "		5-10
	1362	" " "		10-15
	1361	" " "		10-15

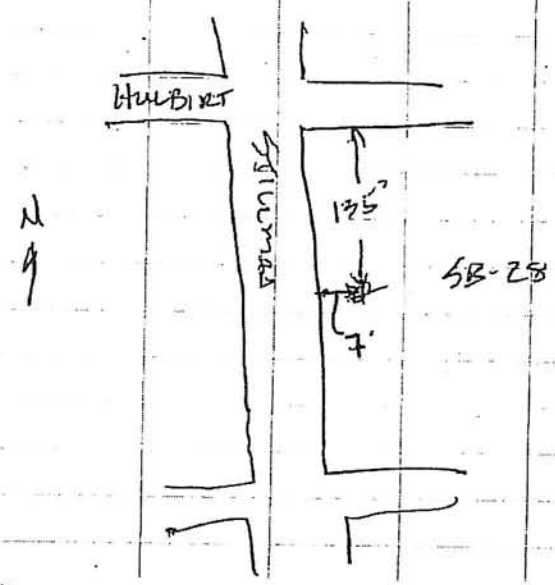

Location HCEI · 760 SL · 11 Date 10/22/10

Project / Client HILLCREST

SB-28

0-2.5' 0.0 ppm	1623	Clay, black to dark gray, friable, stiff, no plasticity, dry
2.5-5' 0.0 ppm	1623	Clay, dk gray grading to lt brn, v. stiff, fair plasticity, dry
5-7.5' 0.0 ppm	1627	Clay, tan, sandy, silty, v. stiff, poor plasticity, dry
7.5-10 0.0 ppm	1627	clay, lt, dry
10-12.5' 0.0 ppm	1631	Clay, sandy, silty, stiff, fair plasticity; Sand @ 12: fg, clayey, silty, moist
12.5-15 0.0 ppm	1631	Sd, fg, tan, silty, clayey, saturated at 12.5 feet
15-17.5 0.0 ppm	1635	Sd. unconsolidated lt
17.5-20 0.0 ppm	1638	Sd. unconsolidated lt

SB-2801 10/22/10 1631 (12.5-15) [3]

Location HCB1 · 760 · SL · 4 Date 10/22/11

Project / Client Hillcrest

Released Drillers @ 5:00

Jim Bailey TCEP - Corpus
(361) 319-2620

arrived sat 11 AM.

Summary

10/17/10	3.5 hrs	TRAVEL
10/18/10	11.0 hrs	
10/19/10	11.5 hrs	
10/20/10	11.0 hrs	
10/21/10	11.5 hrs	
10/22/10	17 ~~hrs~~ hrs	
	65.5 hrs	TRAVEL

Location Date

Project / Client

10/21/10 R. ARREDONDO

HILLCREST. VSN

TECH. = Ruby Arredondo

WEATHER = PARTLY CLDY, HUMID, 70's

0835 DEPART OFFICE (347296)

1200 ARRIVE ON SITE, MEET W/ CHERI & SIGN HASP.
MEET GARY W/ EPA.

1300 SET UP @ GW-06, PUMP TO BE SET @ 18-19' from TOP of CASING.

DECON CONSIST OF:
BLOONOX, DI, ALCOHOL, DI RINSE
DECON PUMP:

1340 CALIBRATE FLOW CELL, HORIBA U-22XD.
pH = 4.1 READING
COND = 0.45 m/s
TEMP = 25.5

1423 START PURGE @ 400 mL/min.

1510 SAMPLE COLLECTED

1535 DEPART GW-06

1540 SET UP @ GW-02
DECON PUMP & INTERFACE
SET PUMP @ 18-19' FROM TOP OF CASING.

10/21/10 R. Arredondo

HCEI

1650 Collect Sample (Cont)
Collecting (3 VOAs - VOCs)
(2 500ml Amber for PAH)
3 - 40ml VOAs for TPH)

1710 Stop Sampling &
Start packing Samples

1800 Calibrate Horiba 22XD
ph = 4.0 Reading
Cond = 0.45 mS
Temp = 24.9°C
Help Bob Transfer
Fluid in drums

1952 Depart Site

2015 Arrive @ Hotel

RA
10/21/10

2

10/22/10 R Arredondo

HCEI VON

0640 Depart Hotel (347488)
0700 Arrive on site for (347501)
Safety mtg.
0800 Start gauging wells
0900 Set up on GW-01
(Will set up pump @ 18-19')
0920 Calibrate Horiba 22XD
ph - 4.1 Reading
Cond = 0.45 mS
Temp = 25.1 °C
Decon consist of:
Alconox, D.I., Alcohol, D.I.
0950 Start purge @ 400mL/min
1015 Collect Sample
1052 Depart site
1100 Set up on ~~GW~~ GW-05 & Set
pump @ 16.5 - 17.5'
1130 Start purge, 400mL/min
1210 Collect Sample (MS/MSD)
1320 Depart GW-05
1420 Arrive @ GW-04 (Flush mount)
Set pump @ 15.5-16.5'
1440 Start purge, 400mL/min
1510 Collect Sample

10/22/10 K. Arredondo

HCEI

1545 Depart GW-04
1550 Set up @ GW-07
Set pump @ 14-15'
1610 Start purge, 400 mL/min
1635 Collect Sample.
1710 Depart GW-07
1715 Arrive @ GW-08
Set pump @ 13.5'-14.5'
1738 Start purge, 400 mL/min
Will collect Dup @ this well.
~~1820~~ 1805 Collect Sample (Dup)
1910 Collect Equip Rinsate
~~1922~~
2000 Depart Site (347512)
2300 Arrive in SA (347664)
RT = 367

KA
10/22/10

4

VDN

10/23/10

HCEI

VDN

0930-1030 Prep Samples
1030 Depart S.A. (347664)
1210 Arrive @ Lab (DHL)

1225 Depart Lab
1310 Stop Travel
1405 Start Travel
1515 Arrive @ Office (347854)
RT = 190

10/23/10

11/5/10 R. Arredondo

Soil Disposal F-250

0847 Depart office (258818)

1150 Arrive on site (258929)
SW Land & Marine
on site.
Removed 460 Gals from
10-55Gal drums.

1315 Depart site (258979)
1339 Arrive @ Landfill (258999)
1427 Depart Landfill
1455 Arrive Back @ site (259022)
1515 Depart site (10 drums)

1805 Arrive @ office (259182)
RT = 425

RA
11/5/10

4/25/11 R. Arredondo

HCEI GW Event VAN

1600 Depart office (359634)
More to Corpus
1845 Arrive @ Hotel (359786)

4/25/11 RA

4/26/11 R. Arredondo

HCEI GW EVENT VAN

0725 Depart Hotel (359756)
0755 Arrive on site,
Meet w/ TCEQ, Omar
& Anna and have Health
& Safety meeting.
0850 Arrive @ MW-3
Only have 0.54 water
column in well.
Meet w/ Flint Hills personnel
~~Verako~~ Veronica &
Will collect (Try) VOAs
0930 Collect 2 VOAs for DUL
Flint Hills gets 2 also.
Bob will have to surge
Block MW-3 as per Omar
We will go around gauge
all wells, ~~M~~
1130 Lunch
1225 Set up @ MW-1
1300 Collect GW-EB-01
1322 Calibrate Horiba U-52
1340 Start purge @ 450mL/min
DTW = 18.52
1400 DTW = 18.53

4/26/11 R. Arredondo

HCEI VAN

1405 Collect Sample
1420 Collect GW-Dup-01
1500 Collect GW-FB-01
1535 move to MW-4
1550 Start purge @ 425 mL/min
1558 DTW = 17.36
1603 DTW = 17.17
1610 Collect Sample
1645 Collect GW-EB-02
1730 Depart site
1737 Arrive @ TestAmerica
1749 Back @ site to pack
other samples
1835 Depart site
1845 Arrive @ Fed-Ex.
1925 Depart site
1945 Arrive @ Hotel

RA
4/26/11

4/27/11 R. Arredondo

MCEI GW EVENT VAN

0740 Depart Motel
0800 Arrive on site for Health & Safety mtg.
0830 Set up @ MW-2
Calibrate Horiba U-52
0900 Collect Rinsate (GW-EB-03)
During collection, we ran out of ASTM II water from Farkwest & switch to water from Test America.
0950 Start purge @ 450ml/min
1005 DTW = 18.53
1011 DTW = 18.52
1015 Collect Sample (MS/MSD)

0930 Collect GW-FB-02 @ GW-02
1140 Depart GW-02
1145 Arrive @ GW-05
1207 Start purge @ 450ml/min
1221 DTW = 17.25
1225 DTW = 17.25
1230 Collect Sample
1342 Set up @ ~~MW~~ GW-06

4/27/11 R. Arredondo

MCEI GW EVENT VAN

1405 Start purge @ 475ml/min
1417 DTW = 19.48
1425 DTW = 19.48
1430 Collect Sample
1530 Collect spring water that will go into GW-03 as per OMAR.
1600 Depart site
1620 Arrive @ Test America
1635 Arrive back @ site
Start packing other ice chests
1750 Depart site
1805 Arrive @ Fed-Ex
1820 Depart Fed-Ex
1840 Arrive @ Motel

~~Hotel. Bob & VER~~

RA
4/27/11

4/28/11 R. Arredondo

HCEI GW EVENT VAN

0740 DEPART Hotel
0800 ARRIVE ON SITE for HEALTH & SAFETY MTG
0822 SET up @ GW-08
CALIBRATE HORIBA U-52
0915 Collect GW-EB-04
0937 START PURGE @ 410 mL/min
0949 DTW = 15.42
0951 DTW = 15.40
1000 Sample Collected
HAD TO RESAMPLE AS PER OMAR

NOTE: YESTERDAY Bob & VERONICA
CAME BACK GW-03
1755 ARRIVE @ GW-03
GAUGED well DTW = 25.01
Put in 10 Gals AND
1820 DTW = 10.75'
1825 They WERE OFF-SITE

1100 ~~At~~ Back AT GW-03 To
Check DTW WHICH WAS 11.61
Bob USED SURGE Block
AND ~~3rd~~ DTW = 11.61

4/28/11 R. Arredondo

HCEI GW EVENT VAN

Bob USES SURGE Block A 2nd
TIME AND ~~3rd~~ DTW = 11.43
Bob USES SURGE Block A 3rd
TIME AND DTW = 11.43
Bob WILL ADD MORE WATER
TO GW-03, DTW = 10.91
Bob ADDS MORE WATER (TOTAL
0.5 Gals) AND FINAL DTW = 10.61
1140 Collect GW-FB-03
1150 ARRIVE @ GW-07
1215 START PURGE @ 475 mL/min
1220 DTW = 14.41
1227 DTW = 14.42
1240 Collect Sample
1336 DEPART GW-07
1342 ARRIVE Back @ GW-03
1347 DTW = 10.73
Bob USES SURGE Block
1353 Bob STARTS PURGING
1410 Bob REMOVES 8.0 Gal
DTW = 24.73'
SLOW RECHARGE
1430 ARRIVE @ DRUM STAGING AREA
1440 Collect WASTE Sample
1545 DEPART SITE

4/28/11 R Arrebondo

HCEI GW EVENT

1550 ARRIVE @ TEST AMERICA
1600 DEPART TEST AMERICA
1610 ARRIVE BACK ON SITE

1545 DTW ON GW-3 = 23.35 after 1½ hrs. Slow to Recharge

4/29/11 R GREEN

HCEI GW EVENT

0800 ARRIVE ON SITE @ GW-3

0818 Gauged Well DTW = 22.64
0823 Begin Bailing
Bailed 1 gal. - 1.75 gals remain

0829 DTW - 24.61'
0834 Off site
1150 At GW-3
1200 Gauge GW-3
DTW - 24.42
0.19 Rebound from morning bailing
Contract Omar Discuss situation
Released from Job
Secure well, pick up area
1213 LEAVE SITE
1244 TRAVEL
1412 DEPART
1654 @ office F350 266,290

APPENDIX I

Waste Disposal Documentation

TEXAS COMMISSION ON ENVIRONMENTAL QUALITY
Remediation Division, PST/RPR Section, MC 137
P.O. Box 13087
Austin, Texas 78711-3087

Please type or print. (Form designed for use on elite/12 -pitch typewriter.)

INSTRUCTIONS ON REVERSE SIDE.

PETROLEUM-SUBSTANCE WASTE MANIFEST

1. Generator's LPST ID No. or ST ID No.: NA

2. Page 1 of

3. Generator's Name, Contact Person, and Mailing Address
Geo Strata Env / Suzanne Green
[illegible] College Park, SA, TX 78249

A. State Manifest Document No.
248812

4. Generator's Phone (210) 492-7282 Generator's Fax (210) 492-8935

B. Generator's Facility ID No.: NA

5. Generator's Facility Name, Contact Person, and Physical Address
Hillcrest Subdivision, Corpus Christi, TX

C. Generator's Tank Owner ID No.

6. Generator's Facility Phone (210) 492 7282 Generator's Fax (210) 492 8935

7. Transporter 1 Company Name and Address
SOUTHWEST LAND & MARINE, INC
7300 Greenwood [illegible]
[illegible] PO Box 371596 [illegible]

D. Transporter's Phone

Contact Person:

8. Transporter 2 Company Name and Address

E. Transporter's Phone

Contact Person:

9. Designated Facility Name and Site Address

10. Facility ID Number

F. Facility's Phone

Contact Person:

11. Waste Description (including Proper Class, and ID)	12. Containers	13. Total Quantity	14. Unit	15. Waste Code
a. PURGE WATER		460	Gals	
b.				

G. Additional Description for Materials Listed Above

"Signed in the course and scope of the contractual performance or service on behalf of the TNRCC as required by a state contract"

16. Special Handling Instructions and Additional Information
NA

GENERATOR'S CERTIFICATION: I hereby declare the contents of this consignment are fully and accurately described above by shipping name and are classified, packed, marked, and labeled, and are in all respect in proper condition for transport by highway according to applicable federal and state regulations.

17. Printed/Typed Name	Signature	Date
[illegible]	[illegible]	11/5/10

18. Transporter 1 Acknowledgement of Receipt of Materials Printed/Typed Name	Signature	Date
[illegible]	[illegible]	[illegible]

19. Transporter 2 Acknowledgement of Receipt of Materials Printed/Typed Name	Signature	Date

20. Discrepancy Indication Space

21. Facility Owner/Operator: Certification of receipt of petroleum-substance wastes covered by this manifest except as noted in Item 20.

Printed/Typed Name	Signature	Date
Carol Rainwall	Carol Rainwall	11-5-10

TCEQ-0332 (02-06-03) White - Original Yellow - ST Facility Pink - Transporter Green - Generator's first copy

TEXAS COMMISSION ON ENVIRONMENTAL QU[illegible]Y
Remediation Division, PST/RPR Section, M[illegible] 137
P.O. Box 13087
Austin, Texas 78711-3087

Please type or print. (Form designed for use on elite/12 -pitch typewriter.) Lot # 340372K

INSTRUCTIONS ON REVERSE SIDE.

PETROLEUM-SUBSTANCE WASTE MANIFEST

1. Generator's LPST ID No. or ST ID No.: NA

2. Page 1 of

3. Generator's Name, Contact Person, and Mailing Address
Geo Strata Environmental Consultants / Suzanne Green
4718 College Park, San Antonio, TX, 78249

A. State Manifest Document No.: 248815

4. Generator's Phone (210) 492 7252 Generator's Fax (210) 492.8935

B. Generator's Facility ID No.: NA

5. Generator's Facility Name, Contact Person, and Physical Address
Hillcrest Subdivision, Corpus Christi, tx

C. Generator's Tank Owner ID No.

6. Generator's Facility Phone (210) 492 7252 Generator's Fax (210) 492 8935

7. Transporter 1 Company Name and Address
Geo Strata
4718 College Park, San Antonio, TX, 78249

D. Transporter's Phone 210 492 7252
Contact Person: Suzanne Green

8. Transporter 2 Company Name and Address

E. Transporter's Phone
Contact Person:

9. Designated Facility Name and Site Address
El Centro Landfill
3189 CR 69, Robstown, TX 78380

F. Facility's Phone 361.767-7905
Contact Person:

10. Facility ID Number 4174

11. Waste Description (including Proper Class, and ID)	12. Containers	13. Total Quantity	14. Unit	15. Waste Code
a. Soil with gasoline Concerns (class II)		9	drums	
b.				

G. Additional Description for Materials Listed Above
4174101710 7

"Signed in the course and scope of the contractual performance ~~or service on behalf of the TNRCC~~ as required by a state contract"

16. Special Handling Instructions and Additional Information
NA

GENERATOR'S CERTIFICATION: I hereby declare the contents of this consignment are fully and accurately described above by shipping name and are classified, packed, marked, and labeled, and are in all respect in proper condition for transport by highway according to applicable federal and state regulations.

17. Printed/Typed Name: Cheri Klimpka GeoStrata | Signature: [illegible] for GeoStrata | Date:

18. Transporter 1 Acknowledgement of Receipt of Materials
Printed/Typed Name: GEOSTRATA by: R GREEN | Signature: GeoStrata by: R Green | Date: 11/5/10

19. Transporter 2 Acknowledgement of Receipt of Materials
Printed/Typed Name | Signature | Date

20. Discrepancy Indication Space

Facility Owner/Operator: Certification of receipt of petroleum-substance wastes covered by this manifest except as noted in Item 20.
Printed/Typed Name: Benito [illegible] | Signature: [illegible] | Date: 11-5-10

(02-06-03) *White - Original* *Yellow - ST Facility* *Pink - Transporter* *Green - Generator's first copy*